Prepared for

Georgia Power Company
241 Ralph McGill Blvd NE
Atlanta, Georgia 30308

PILOT STUDY SUMMARY REPORT

PILOT TEST NO. UPT000062 AND UPT000068
PLANT HAMMOND ASH POND 1 (AP-1)

Prepared by

Geosyntec consultants

engineers | scientists | innovators

1255 Roberts Boulevard, Suite 200
Kennesaw, Georgia 30144

Project Number GW6581G

August 2025

CERTIFICATION STATEMENT

I hereby certify that this *Pilot Study Summary Report* was prepared by, or under the direct supervision of, a Qualified Groundwater Scientist, in accordance with the Georgia Environmental Protection Division Rules of Solid Waste Management. According to 391-3-4-.01, a Qualified Groundwater Scientist is "a professional engineer or geologist registered to practice in Georgia who has received a baccalaureate or post-graduate degree in the natural sciences or engineering and has sufficient training and experience in groundwater hydrology and related fields that enable individuals to make sound professional judgments regarding groundwater monitoring, contaminant fate and transport, and corrective action." This report was developed in compliance with the Georgia Rules of Solid Waste Management, Chapter 391-3-4.10.

Whitney B. Law
Georgia Professional Engineer No. 36641

August 29, 2025
Date

TABLE OF CONTENTS

LIST OF TABLES

LIST OF FIGURES

LIST OF APPENDICES

LIST OF ACRONYMS AND ABBREVIATIONS

ACM	Assessment of Corrective Measures
AP-1	Ash Pond 1
As	Arsenic
Cascade	Cascade Drilling, Inc.
CAMP	Corrective Action Monitoring Plan
CCR	coal combustion residual
CFR	Code of Federal Regulations
CSM	conceptual site model
DPT	direct push technology
EPD	Georgia Environmental Protection Division
ft/day	feet per day
$FeSO_4$	ferrous sulfate
g/L	grams per liter
gal	gallons
gpm	gallons per minute
gpd	gallons per day
GA EPD	Georgia Environmental Protection Division
Georgia Power	Georgia Power Company
Geosyntec	Geosyntec Consultants, Inc.
gpd	gallons per day
GWPS	Groundwater Protection Standard
HCO_3	bicarbonate
IBC	intermediate bulk container
Kh	horizontal hydraulic conductivity
MgO	magnesium oxide
mg/L	milligrams per liter
Mo	molybdenum
MNA	monitored natural attenuation
$NaHCO_3$	sodium bicarbonate
ORP	oxidation-reduction potential
psi	pound per square inch
PSPIER	Pilot Study Post-Injection Event Report
ROI	radius of influence
SCFM	Standard Cubic Feet per Minute

1. BACKGROUND AND PURPOSE

This *Pilot Study Summary Report* (Report) was developed by Geosyntec Consultants, Inc. (Geosyntec) as part of implementing the Assessment of Corrective Measures (ACM) process at Georgia Power Company (Georgia Power) Plant Hammond Ash Pond 1 (AP-1; Site). The *Draft Remedy Selection Report* (Geosyntec, 2022) proposed in-situ geochemical injections, coupled with monitored natural attenuation (MNA), as corrective measures to address concentrations of molybdenum (Mo) and arsenic (As) reported at statistically significant levels (SSLs) above Groundwater Protection Standards (GWPS) in detection monitoring wells HGWC-8 and HGWC-13, respectively, at Georgia Power Plant Hammond Ash Pond 1. As documented in the *Draft Remedy Selection Report*, geochemical injections and monitored natural attenuation meet the required remedy criteria set forth in the United States Environmental Protection Agency's (USEPA's) Coal Combustion Residuals (CCR) Rule, 40 Code of Federal Regulations (CFR) Parts 257 effective October 19, 2015 (CCR Rule) including subsequent revisions and Georgia Environmental Protection Division's (GA EPD's) Rule for Solid Waste Management Rule 391-3-4-.10 for CCR.

In a letter dated September 23, 2022, the GA EPD Solid Waste Management Program reviewed the *Draft Remedy Selection Report* and provided written concurrence to move forward with pilot testing to inform corrective action design. Geosyntec prepared the *HGWC-8 Pilot Study Workplan* and the *HGWC-13 Pilot Study Workplan* (Geosyntec, 2023a; 2023b; collectively referred to herein as primary Workplans) detailing the planned injections and subsequent performance monitoring. The Workplans were subsequently approved by both the EPD Underground Injection Control (UIC) Program and Solid Waste Management Program in a letter dated August 24, 2023, authorizing limited pilot test injections with a 90-day duration to inform corrective action design.

In 2024, Geosyntec submitted *HGWC-8 Supplemental Pilot Study Workplan* and the *HGWC-13 Supplemental Pilot Study Workplan* describing additional injection activities necessary to inform corrective action design (Geosyntec, 2024a; 2024b). These supplemental Workplans were subsequently approved by both the EPD UIC Program and Solid Waste Management Program in a letter dated June 21, 2024, authorizing limited pilot test injections with a 90-day duration. This comprehensive report summarizes the results of these pilot studies.

Design of in-situ geochemical injection corrective measures includes multiple assessment and design components, including pilot studies to evaluate injection delivery and the performance of injectates prior to implementing a full scale remedy. Data collected during this pilot study has been used to evaluate:

1. Injectate dosing and efficacy of treating Mo and As in groundwater to below the GWPS.

2. Radius of influence (ROI) of the injected amendment and air sparge to evaluate future injection point spacing requirements; and

3. Sustainable injection and sparging pressure and flowrate.

This comprehensive Report summarizes pilot study activities which were initiated in June 2023 and were completed in February 2025 in accordance with the Workplans. Pilot study activities, completed in two phases (June through October 2023 and April through July 2024), were previously reported in *Pilot Study Post-Injection Event Reports* (Geosyntec, 2023c; 2024c; PSPIER), and are included as **Appendix A**. The performance monitoring activities through December 2024 have been summarized in semiannual groundwater monitoring reports and below. This report summarizes the results of the pilot study.

Georgia Power anticipates receiving written authorization from GA EPD to hold a public meeting to discuss the proposed remedy of in-situ geochemical approaches, coupled with MNA. After the public meeting, Georgia Power will revise the *Draft Remedy Selection Report*, incorporating the public meeting comments.

2. PRE-INJECTION ACTIVITIES

Two temporary corrective action performance monitoring piezometers (performance monitoring wells) were installed at each pilot study area (i.e., the HGWC-8 area and the HGWC-13 area) in June 2023. Performance monitoring wells were located proximal to HGWC-8 and HGWC-13,in areas where detections of Mo and As above the GWPS were expected, based on high-resolution site characterization activities. Performance monitoring wells PT-07 and PT-08 were installed at the HGWC-13 pilot study area. Performance monitoring wells PT-09 and PT-10 were installed at the HGWC-8 pilot study area.

Twelve additional temporary injection, air sparge, and performance monitoring wells were installed in April 2024 to support supplemental pilot study activities (INW-03, AS-01, AS-02, PT-11, PT-12 in HGWC-8 area, and AS-03, AS-04, INW-04, INW-05, PT-13, PT-14, and PT-15 in HGWC-13 area). INW-03, INW-04, and INW-05 were installed as injection wells, AS-01, AS-02, AS-03, and AS-04 were installed as air sparge wells, and wells PT-11, PT-12, PT-13, PT-14, and PT-15 were installed to monitor the performance of the supplemental pilot study injections. Well installation was performed in accordance with the Workplans by Cascade Drilling, Inc. (Cascade) of Midland, North Carolina. Well locations are shown on **Figures 1 and 2,** and construction details are provided in **Table 1.** Additional details on pilot well installation is included in the PSPIERs (Geosyntec, 2023c; 2024c).

Geosyntec conducted slug testing to estimate horizontal hydraulic conductivity (Kh) at select pilot study wells following well installation and development. Hydraulic conductivities were estimated using the Bouwer-Rice analytical solution. The geometric mean hydraulic conductivities of HGWC-8 and HGWC-13 pilot study area wells were 5.49 and 3.65 feet per day (ft/d), respectively. Hydraulic conductivities estimated from slug tests are summarized in **Table 2**. Slug test graphical solutions and model parameters are included as **Appendix B**.

Two rounds of groundwater samples were collected from the performance monitoring wells (PT-07 through PT-10) in July and August 2023 to establish pre-injection baseline conditions. Two additional rounds of groundwater samples were collected from the injection wells and performance monitoring wells (INW-03 through INW-05; PT-07 through PT-15) in May 2024 to re-establish baseline prior to supplemental pilot study injection activities.

The results of the 2024 baseline sampling event are presented in **Table 3**. The baseline analytical laboratory results and field sampling and equipment calibration forms are

provided in **Appendix C**. These results were generally consistent with screening level analytical data collected during high resolution site characterization activities completed in 2022 proximal to HGWC-8 (Geosyntec, 2023d; Geosyntec, 2023e) and in 2023 proximal to HGWC-13 (Geosyntec, 2023d).

3. INJECTION ACTIVITIES

Injection activities in 2023 and 2024 were performed by Cascade with technical supervision conducted by a Qualified Groundwater Scientist from Geosyntec. Pilot study injection activities conducted from September 25 through October 17, and December 4-13, 2023 consisted of ferrous sulfate ($FeSO_4$) heptahydrate, and/or magnesium oxide (MgO) obtained from TerraSystems, Inc. mixed with potable water obtained from an on-site fire hydrant that was designated in the Workplans. Injectate batches consisted of up to 0.02 gram per liter (g/L) $FeSO_4$, or up to 1 g/L MgO, which are below the maximum allowable injectate concentration of 0.03 g/L $FeSO_4$ and 5 g/L MgO set forth in the primary Workplans.

As detailed in the 2023 PSPIER (**Appendix A**), injectate was delivered using a pump and through steel rods to a steel well screen advanced using direct push technology (DPT) drilling. DPT injections were initiated at the top of injectable treatment zone and proceeded downward (i.e., top-down), utilizing both 2-ft or 5-ft long steel well screens. DPT injections occurred at four locations surrounding PT-07 and PT-09, as shown on **Figure 1**. The average injection flow rate, average daily injection volume, and total injection volume for each pilot study area are provided below.

	HGWC-8 Area	**HGWC-13 Area**
Average Flow Rate (gallons per minute [gpm])	3.9	2.4
Average Daily Injection Volume (gal)	1,290	840
Total Injection Volume (gal)	24,492	11,759

Based on post-injection analytical data, supplemental injection activities were performed July 9 to July 31, 2024, and September 9 to September 20, 2024, utilizing static injection at injection wells and air-sparge wells. Injections at wells INW-03, INW-04 and INW-05 (**Figure 2**) were initially tested using gravity-fed injection methodology. Due to low flow rates observed while implementing this method, a pressurized injection methodology was employed at INW-03 through INW-05, as detailed in the 2024 PSPIER. Injectate consisted of 0.5 to 1 g/L $FeSO_4$, which was below the maximum allowable concentration of 2 g/L FeSO4 included in the supplemental Workplans. The average injection flow rate, average daily injection volume, and total injection volume for each injection well are provided below.

	INW-03	INW-04	INW-5
	HGWC-8 Area	HGWC-13 Area	HGWC-13 Area
Average Flow Rate (gpm)	6.1	3.3	3.5
Average Daily Injection Volume (gal)	1,294	638	614
Total Injection Volume (gal)	5,175	7,650	5,530

Injection pressures, flowrates, water levels, and groundwater quality parameters in nearby performance monitoring wells were measured throughout injection activities, and the daily maximum injection volume across both pilot study areas was below the value included in the Pilot Test Notification Form (3,500 gal per day [gpd]). A summary of daily injected volumes is included in **Table 4.**

In addition to the supplemental injection of $FeSO_4$, air sparging activities were performed in the HGWC-13 area. Air sparging flow rates and pressures were monitored throughout the sparging activities and were below the maximum allowable values included in the supplemental Pilot Test Notification Form (25 standard cubic feet per minute [SCFM] and 15 pounds per square inch [psi], respectively). Air sparging flowrates and durations are summarized in **Table 5**.

Screening level groundwater grab samples were collected and analyzed for select total and dissolved[1] metals during supplemental injection activities to evaluate ongoing injection performance while in the field. Screening-level groundwater analytical results are summarized in **Table 6** and the associated analytical laboratory reports and field calibration forms are included in **Appendix D.**

[1] Dissolved samples were filtered in the field.

4. POST-INJECTION PERFORMANCE MONITORING ACTIVITIES

Post-injection performance monitoring was initiated following the September 2023 injection event on October 10, 2023, and October 17, 2023, in HGWC-8 and HGWC-13 area, respectively, with groundwater samples collected from all performance monitoring wells in accordance with the Workplans. The monitoring frequency was weekly[2] for three weeks, followed by two additional samples collected every two to four weeks, prior to December 2023 injection activities.

Post-injection performance monitoring was initiated at the HGWC-8 area and HGWC-13 on December 14 and on December 8, 2023, respectively, following December injections. Both pilot study areas were monitored in accordance with the primary Workplans through May 2024. Supplemental injections were subsequently implemented based on post-injection performance data, which indicated that injections did not treat As and Mo to below GWPS at pilot study wells.

Following July 2024 supplemental injections, additional post-injection performance monitoring was initiated on July 31, 2024, and August 1, 2024, at the HGWC-8 and HGWC-13 areas, respectively. Three samples were collected on a weekly basis, followed by two additional samples collected every 2 to 3 weeks prior to September 2024 supplemental injections. The post injection performance monitoring following the September 2024 injection activities was initiated on September 25, 2024, and continued on a weekly basis for three weeks, and on a monthly basis for five months through March 2025.

In accordance with the Workplans, groundwater quality data from each performance monitoring event was directly compared against the Mo and As GWPS and the results of the baseline characterization to evaluate the efficacy of injectates as a method of remediation. In addition, Appendix IV monitoring parameters[3] were analyzed and monitored over the duration of the pilot study to evaluate potential localized mobilization of other Appendix IV parameters following injections. Post-injection performance sampling results for 2023 and 2024 injection activities are presented in **Table 7A** and **Table 7B**, respectively. Post-injection performance monitoring analytical laboratory results and field sampling and equipment calibration forms are provided in **Appendix E.**

[2] In accordance with the Workplans, monitoring frequency in the first month was increased from biweekly to weekly based on field observations.
[3] Excluding radium.

5. PILOT STUDY RESULTS

5.1 Injectate Efficacy and Dosing

5.1.1 HGWC-8 Area

As demonstrated in **Figure 3**, the injection of 0.5 to 1.0 g/L $FeSO_4$ in 2024 successfully treated Mo in groundwater to below the GWPS at PT-11. Additionally, secondary mobilization of other Appendix IV constituents was not observed.

The concentration of Mo dropped to below GWPS in PT-11, the closest monitoring well to the injection well, following the first injection in July 2024 and remained below GWPS for 40 days (**Figure 3**). An additional injection of 1 g/L of $FeSO_4$ was completed in September 2024 following a rebound in Mo concentration above the GWPS at PT-11. Following this injection, the Mo concentration at PT-11 dropped to and remained below GWPS for about 50 days. Although a subsequent rebound in Mo above the GWPS was observed after 50 days, Mo concentrations stabilized at significantly lower level (0.13 mg/L) as compared to June 2024 baseline concentrations (0.24 mg/L). Molybdenum concentrations in other performance monitoring wells PT-09 and PT-12 also generally decreased (up to 50%) following July and September injections (**Figure 3).**

The pilot study results for HGWC-8 area align with the conceptual site model (CSM) for AP-1, which states that Mo in HGWC-8 potentially originated from AP-1 and is attenuated through adsorption onto naturally occurring amorphous and crystalline metal oxides and oxyhydroxides surfaces. The extent of Mo attenuation varies based on the groundwater chemistry and availability of sorption sites. Molybdenum can also potentially be attenuated through coprecipitation and entrained in the crystal structure of iron oxide minerals as they form (e.g. after injection of iron) under oxidizing conditions similar to groundwater conditions in HGWC-8 area. As such, the injection of $FeSO_4$ in HGWC-8 area reduced Mo concentrations in groundwater through multiple likely mechanisms, including (i) coprecipitation of iron oxides, and (ii) enhanced adsorption onto iron oxide surfaces by increasing the number of adsorption sites and adsorption intensity.

The injectate dosing of 1 g/L $FeSO_4$ was sufficient to immobilize Mo during the pilot study. However, injectate concentrations may be adjusted during implementation to meet remedial objectives, as Mo impacts vary spatially. Additionally, maintenance injections may be required during implementation.

5.1.2 HGWC-13 Area

Air sparging in the HGWC-13 pilot study area successfully reduced As concentrations to below the GWPS. Additionally, no secondary mobilization of other Appendix IV constituents was observed during the pilot study.

The concentration of As dropped below the GWPS in PT-07, PT-13, PT-14, and PT-15, and remained below the GWPS in PT-07, PT-13, and PT-15 for an extended period after air sparging was discontinued (>250 hours, **Figure 4, Tables 6, 7B**). There was a rebound in As in PT-14, PT-13, and PT-07 and concentrations were comparable to baseline levels by January 2025. However, in PT-15, the closest well to the air sparge well (AS-03), As concentrations remained five times lower than the baseline concentration (0.08 mg/L vs. 0.4 mg/L) by March 2025, seven months after air sparging ceased. This was associated with higher oxidation-reduction potential (ORP) and lower iron concentrations compared to baseline levels (**Table 7B**). Similar correlations between As, background iron and ORP levels were observed across all monitoring wells throughout the pilot study.

The groundwater in the HGWC-13 pilot study area is generally reducing and contains more than 9 mg/L of iron. Under reducing conditions, As is predominantly present as As(III), which is significantly less susceptible to adsorption onto soil surfaces than As(V). Air sparging promotes the oxidation of Fe(II) and the precipitation of iron hydroxides. Arsenic can coprecipitate with iron and become entrained within iron mineral crystals. The elevated oxidation levels in the presence of ferrous iron can also promote the co-oxidation of As through Fenton-type reactions. The oxidized species, As(V), can readily adsorb onto soil surfaces.

The pilot study results suggest that air sparging at the HGWC-13 area attenuated arsenic through multiple iron dependent mechanisms, including coprecipitation and adsorption. Although injections of $FeSO_4$ at concentrations up to 1 g/L were unsuccessful at treating As to below the GWPS in the absence of air sparging, $FeSO_4$ injections may be necessary when insufficient iron is present to attenuate As due to spatial and temporal variations in water chemistry.

5.2 Radius of Influence

Injection radius of influence (ROI) was evaluated using analytical data collected in nearby performance monitoring wells during injections, as described below.

5.2.1 HGWC-8 Area

The ROI in HGWC-8 area was estimated based on concentrations of boron (B), iron, and Mo in performance monitoring wells following the July 2024 injections. Boron concentration was used as a conservative tracer to assess groundwater dilution following

the injection of $FeSO_4$. Iron served as a qualitative indicator of injectate breakthrough, and Mo was used as a qualitative indicator of the effective treatment ROI, as these constituents are redox-sensitive constituents.

The analytical results (**Table 6**) suggest that a relatively consistent injectate breakthrough occurred at PT-11 (located 3.9 ft side-gradient from injection well INW-03) after 975 gallons of injectate were injected. Boron concentration dropped by 45%, iron concentration increased from 0.34 mg/L to 3 mg/L, and Mo concentration decreased by approximately 80% and below GWPS. After 3,400 gallons of $FeSO_4$ were injected (2,200 gallons of 0.5 g/L and 1,200 gallons of 1 g/L), iron concentrations increased by more than two orders of magnitude compared to baseline levels. These suggest that a minimum ROI of 3.9 ft was achieved

At PT-09, located 5.7 ft downgradient from the injection well, B concentration decreased by 20% after the injection of 2,200 gallons. Molybdenum concentrations decreased by 50% after a total injection of 3,200 gallons but remained slightly above the GWPS (0.13 mg/L). This suggests that PT-09 is within the ROI of the injection well. However, given that Mo concentrations remained above the GWPS, the effective ROI of INW-03 was assumed to be 3.9 ft. There were generally limited changes in the B at PT-12 and PT-10, suggesting that the injection ROI was less than 7.8 ft.

5.2.2 HGWC-13 Area

The air sparging radius of influence in the HGWC-13 area was estimated based on changes in dissolved oxygen, ORP, As, and iron in performance monitoring wells following September 2024 air sparging activities. Air was injected into wells AS-03 and AS-04 for more than 60 hours between September 9 and September 12. Dissolved oxygen, ORP, and iron were used as indicators of changes in redox conditions in the wells. Oxygen levels were significantly higher than baseline levels (prior to sparging) in PT-13, PT-15, and PT-07. This was associated with increases in ORP and decreases in baseline iron and As concentrations. After 60 hours of air sparging, arsenic levels were barely above the GWPS (0.012 to 0.017 mg/L) in these three wells. Arsenic concentrations dropped below the GWPS after 90 cumulative hours of air sparging between September 9 and September 18 in PT-15.

A relatively limited and non-sustained response to air sparging was observed in PT-14 and PT-08, indicating no clear correlation between observed redox condition changes and well distances from air sparging wells beyond 4 ft, likely attributed to subsurface heterogeneity.

Among the five performance monitoring wells, PT-15 demonstrated the most sustained response to air sparging, reflected in generally higher ORP and lower arsenic levels compared to the other wells during the performance monitoring period. As such, the distance between AS-03 and PT-15 was assumed to represent the minimum effective sparging ROI in the HGWC-13 pilot study area.

Iron concentration was used as a qualitative indicator of the injection radius of influence in the HGWC-13 area. Following the injection of approximately 3,300 gallons of 1 g/L $FeSO_4$ between July 23 and 24, iron concentrations at PT-14 increased by more than one order of magnitude, indicating that a minimum ROI of 3.9 feet was achieved. Iron concentrations increased approximately 2.8 to 4.4 times in PT-08, and PT-13, but remained relatively stable at PT-15, suggesting that the injection ROI in the HGWC-13 area is less than 8.2 ft.

5.3 Sustainable Injection Pressure and Flowrate

5.3.1 HGWC-8 Area

A DPT maximum injection flow rate of 6.8 gpm was achieved with an injection pressure of 4 psi. An injection flow rate of 2–3 gpm was achieved using gravity-feed injection at INW-03, while the wellhead pressure remained below 2 psi. Under pressurized injection (<4 psi) higher flow rates (up to 10 gpm) were achieved.

5.3.2 HGWC-13 Area

A DPT maximum injection flow rate of 5 gpm was achieved with an injection pressure of 11 psi. Injection flow rates of up to 4 gpm were achieved during the gravity-fed injection of potable water at INW-04 and INW-05. Injection flow rates as high as approximately 5.0 gpm, with a maximum wellhead pressure of 6.8 psi, were achieved during pressurized injections at INW-04 and INW-05.

The maximum air sparging flow rates attained at AS-03 and AS-04 were 10 SCFM and 4 SCFM, respectively. The wellhead pressure at AS-03 and AS-04 remained below 14 psi.

5.4 Source Control and Natural Attenuation

Closure construction activities for AP-1 consist of closure by removal. Closure by removal includes excavation and removal of the CCR material from AP-1. Physical removal of the CCR will, over time, be supportive of declining concentrations of Appendix IV constituents in groundwater downgradient of AP-1 and improve overall

groundwater quality. For example, Mo concentrations at HGWC-8 have declined substantially since the initiation of closure activities in 2020. Data collected during the pilot study confirm that in-situ injections are compatible with ongoing natural attenuation at AP-1, and are expected to further enhance groundwater cleanup to below GWPS.

6. CONCLUSION

This pilot study has demonstrated that (i) the in-situ geochemical injection of $FeSO_4$ successfully treated Mo in groundwater to below the GWPS at HGWC-8 pilot study area, and (ii) air sparging successfully treated As in groundwater to below the GWPS at HGWC-13 pilot study area. Secondary mobilization of other Appendix IV constituents was not observed during pilot studies. Furthermore, the results of this pilot study support the proposed remedy described in the Draft Remedy Selection Report. Based on these results, the proposed remedies are capable of meeting requirements listed in §257.97. Data collected from this pilot study will be used in the design of in-situ geochemical injection corrective measures and included in the Corrective Action Monitoring Plan. Full-scale in-situ geochemical injection and MNA corrective measures are expected to treat Mo and As SSLs above the GWPS in detection monitoring wells HGWC-8 and HGWC-13, respectively, at AP-1.

Georgia Power anticipates receiving written authorization from GA EPD to hold the public meeting with the proposed remedy of in-situ geochemical approaches, coupled with MNA. After the public meeting, Georgia Power will revise the Draft Remedy Selection Report, incorporating the public meeting comments.

7. REFERENCES

Geosyntec, 2022. *Draft Remedy Selection Report, Georgia Power Company, Plant Hammond Ash Pond 1. August 2022.*

Geosyntec, 2023a. *HGWC-8 Pilot Study Workplan, Plant Hammond Ash Pond 1 (AP-1)*. August 2023.

Geosyntec, 2023b. *HGWC-13 Pilot Study Workplan, Plant Hammond Ash Pond 1 (AP-1)*. August 2023.

Geosyntec, 2023c. *Pilot Study Post-Injection Event Report (AP-1)*. November 2023.

Geosyntec, 2023d. HGWC-8 *Pre-Design Investigation Summary Technical Memorandum, Plant Hammond Ash Pond 1 (AP-1)*. June 2023.

Geosyntec, 2023e. HGWC-13 *Pre-Design Investigation Summary Technical Memorandum, Plant Hammond Ash Pond 1 (AP-1)*. June 2023.

Geosyntec, 2024a. *HGWC-8 Supplemental Pilot Study Workplan, Plant Hammond Ash Pond 1(AP-1)*. March 2024.

Geosyntec, 2024b. *HGWC-13 Supplemental Pilot Study Workplan, Plant Hammond Ash Pond 1 (AP-1)*. March 2024.

Geosyntec, 2024c. *Pilot Study Post-Injection Event Report (AP-1)*. August 2024.

SiREM, 2023. *Laboratory Treatability Study to Evaluate In-Situ Remediation of Arsenic and Molybdenum at the Hammond Ash Pond 1*. June 2023.

TABLES

Table 1
Summary of Well Construction Details
Plant Hammond AP-1, Floyd County, Georgia

Pilot Study Area	Well ID	Well Completion	Installation Date	Northing (1)	Easting (1)	Ground Surface Elevation (1) (ft)	Top of Casing Elevation (1) (ft)	Top of Screen Elevation (ft)	Bottom of Screen Elevation (ft)	Well Depth (ft bgs) (2)
HGWC-13 Area	***Temporary Sparge Wells***									
	AS-03	Flush Mount	4/28/2024	1548670.10	1940933.87	591.98	591.60	545.98	543.98	48.30
	AS-04	Flush Mount	4/28/2024	1548680.80	1940930.83	591.97	591.50	544.97	542.97	49.30
	Temporary Injection Wells									
	INW-04	Flush Mount	4/28/2024	1548671.73	1940929.98	592.01	591.58	557.01	547.01	45.30
	INW-05	Flush Mount	4/28/2024	1548680.07	1940935.89	591.81	591.31	556.81	546.81	45.30
	Temporary Performance Monitoring Wells									
	PT-07(3)	Flush Mount	6/3/2023	1548675.24	1940933.39	592.00	591.75	554.40	544.30	48.00
	PT-08(3)	Flush Mount	6/3/2023	1548666.82	1940929.58	592.10	591.83	560.20	550.20	42.20
	PT-13	Flush Mount	4/28/2024	1548676.04	1940939.23	591.88	591.47	556.88	546.88	45.30
	PT-14	Flush Mount	4/28/2024	1548673.63	1940926.52	592.06	591.62	557.06	547.06	45.30
	PT-15	Flush Mount	4/28/2024	1548668.35	1940937.45	591.90	591.37	556.90	546.90	45.30
HGWC-8 Area	***Temporary Sparge Wells***									
	AS-01	Flush Mount	5/7/2024	1549048.28	1942388.06	577.46	577.08	548.46	546.46	31.30
	AS-02	Flush Mount	5/6/2024	1549049.08	1942400.03	577.14	576.72	547.14	545.14	32.30
	Temporary Injection Well									
	INW-03	Flush Mount	5/6/2024	1549052.75	1942388.28	577.38	577.07	560.28	550.28	27.40
	Temporary Performance Monitoring Wells									
	PT-09(3)	Protective Riser	6/1/2023	1549049.74	1942393.11	577.33	580.35	560.18	550.18	27.45
	PT-10(3)	Protective Riser	6/1/2023	1549040.34	1942413.88	577.39	580.44	560.29	550.29	27.40
	PT-11	Flush Mount	5/7/2024	1549055.61	1942390.89	577.35	576.96	560.75	550.75	26.90
	PT-12	Flush Mount	5/7/2024	1549045.43	1942391.10	577.34	576.84	560.34	550.34	27.30

Notes:
ft = feet.
ft bgs = feet below ground surface.
(1) Coordinates in North American Datum (NAD) 1983, State Plane, Georgia-West, feet. Elevations referenced to the North American Vertical Datum of 1988 (NAVD88).
Survey data from wells installed in 2024 was certified by GEL Solutions (GEL) July 1, 2024. Survey data from wells installed in 2023 certified by GEL on July 17, 2023, and August 30, 2023.
(2) Total well depth accounts for 0.3 ft sump.
(3) Well was previously constructed in accordance with the HGWC-8 and HGWC-13 Pilot Study Workplans.

Table 2
Summary of Horizontal Hydraulic Conductivity Results
Plant Hammond AP-1, Floyd County, Georgia

Pilot Study Area	Well ID	Horizontal Hydraulic Conductivity[1] (ft/day)	Average Horizontal Hydraulic Conductivity (ft/day)	Horizontal Hydraulic Conductivity by Pilot Study Area (ft/day)		
				Max	Min	Geometric Mean
HGWC-13 Area	INW-04	2.31	2.54	10.80	1.89	3.65
		2.77				
	INW-05	1.95	1.89			
		1.84				
	PT-07	10.25	10.80			
		11.34				
	PT-08	3.58	3.42			
		3.26				
HGWC-8 Area	INW-03	10.11	12.78	12.78	1.67	5.49
		15.44				
	PT-09	7.62	7.76			
		7.91				
	PT-10	1.63	1.67			
		1.71				

Notes:
ft/day = foot per day
(1) Pneumatic slug tests were repeated twice and horizontal hydraulic conductivities were estimated from the Bouwer-Rice model.

Table 3
Summary of 2024 Baseline Groundwater Analytical Data
Plant Hammond AP-1, Floyd County, Georgia

	Pilot Study Area	**HGWC-8 Area**		
	Sample Location	**PT-11**	**PT-12**	**PT-12**
	Sample Date	**05/29/2024**	**05/14/2024**	**05/29/2024**
ANALYTE	**UNITS**			
APPENDIX III				
Boron	mg/L	1.4	1.6	1.5
Calcium	mg/L	95.7	99.7	91.0
Chloride	mg/L	39.4	50.3	48.0
Fluoride	mg/L	0.31	0.20	0.31
pH, Field	SU	7	6.58	6.82
Sulfate	mg/L	118	125	131
TDS	mg/L	474	523	488
APPENDIX IV				
Antimony	mg/L	< 0.00054	< 0.00054	< 0.00054
Arsenic	mg/L	0.0021 J	< 0.00084	0.0026 J
Barium	mg/L	0.072	0.069	0.069
Beryllium	mg/L	< 0.000094	< 0.000094	< 0.000094
Cadmium	mg/L	0.00013 J	0.00014 J	0.00011 J
Chromium	mg/L	< 0.0019	< 0.0019	< 0.0019
Cobalt	mg/L	0.0013 J	0.0044 J	0.0021 J
Lead	mg/L	< 0.00016	0.00017 J	< 0.00016
Lithium	mg/L	< 0.0016	< 0.0016	< 0.0016
Mercury	mg/L	< 0.00013	< 0.00013	< 0.00013
Molybdenum	mg/L	0.17	0.085	0.22
Selenium	mg/L	< 0.00096	< 0.00096	0.0015 J
Thallium	mg/L	< 0.00038	< 0.00038	< 0.00038
Fluoride	mg/L	0.31	0.20	0.31
Additional Parameters				
Bicarbonate Alkalinity as CaCO3	mg/L	143	129	136
Carbonate Alkalinity as CaCO3	mg/L	< 5.0	< 5.0	< 5.0
Total Alkalinity as CaCO3	mg/L	143	129	136
Iron	mg/L	0.10	0.33	0.032 J
Magnesium	mg/L	16.7	16.6	18.6
Manganese	mg/L	0.27	1.0	0.75
Potassium	mg/L	6.5	6.8	5.7
Sodium	mg/L	9.2	11.8	9.6
Sulfide	mg/L	< 0.022	< 0.022	< 0.022
Supplemental				
Oxidation Reduction Potential, Field	mV	161.94	58.81	81.45
pH, Field	SU	7	6.58	6.82
Disolved Oxygen, Field	mg/L	0.42	0.32	0.71
Specific Conductance, Field	uS/cm	708.73	685.68	678.21
Temperature, Field	deg C	19.15	18.81	19.36
Turbidity, Field	NTU	3.84	4.71	0.73

Table 3
Summary of 2024 Baseline Groundwater Analytical Data
Plant Hammond AP-1, Floyd County, Georgia

	Pilot Study Area	HGWC-13 Area									
	Sample Location	INW-04	INW-04	INW-05	INW-05	PT-07	PT-07	PT-08	PT-08	PT-13	PT-13
	Sample Date	05/02/2024	05/15/2024	05/02/2024	05/15/2024	05/09/2024	05/16/2024	05/02/2024	05/16/2024	05/09/2024	05/15/2024
ANALYTE	**UNITS**										
APPENDIX III											
Boron	mg/L	0.61	0.59	0.54	0.51	0.55	0.50	0.83	0.73	0.54	0.52
Calcium	mg/L	110	107	108	101	98.0	96.0	98.2	89.4	94.4	99.2
Chloride	mg/L	8.0	9.9	6.0	6.9	9.2	10	15.4	16.7	9.0	9.5
Fluoride	mg/L	0.47	0.28	0.59	0.37	0.33	0.31	0.36	0.19	0.35	0.34
pH, Field	SU	6.78	6.94	6.87	7.01	6.86	6.98	6.53	6.49	6.84	6.93
Sulfate	mg/L	180	187	206	181	177	171	176	159	195	190
TDS	mg/L	482	483	526	456	463	450	477	410	472	459
APPENDIX IV											
Antimony	mg/L	< 0.00054	< 0.00054	0.00098 J	< 0.00054	0.00059 J	< 0.00054	< 0.00054	< 0.00054	< 0.00054	< 0.00054
Arsenic	mg/L	0.21	0.19	0.24	0.23	0.30	0.27	0.26	0.23	0.30	0.29
Barium	mg/L	0.042	0.043	0.032	0.033	0.037	0.034	0.045	0.041	0.036	0.033
Beryllium	mg/L	< 0.000094	< 0.000094	0.000099 J	0.00012 J	0.00010 J	< 0.000094	< 0.000094	< 0.000094	< 0.000094	< 0.000094
Cadmium	mg/L	< 0.00010	< 0.00010	< 0.00010	< 0.00010	< 0.00010	< 0.00010	< 0.00010	< 0.00010	< 0.00010	< 0.00010
Chromium	mg/L	< 0.0019	< 0.0019	< 0.0019	< 0.0019	< 0.0019	< 0.0019	< 0.0019	< 0.0019	< 0.0019	< 0.0019
Cobalt	mg/L	0.029	0.031	0.028	0.026	0.041	0.052	0.054	0.046	0.026	0.024
Lead	mg/L	< 0.00016	< 0.00016	< 0.00016	< 0.00016	< 0.00016	< 0.00016	< 0.00016	0.0079	< 0.00016	< 0.00016
Lithium	mg/L	0.048	0.043	0.060	0.057	0.064	0.056	0.016 J	0.010 J	0.061	0.058
Mercury	mg/L	< 0.00013	< 0.00013	< 0.00013	< 0.00013	< 0.00013	< 0.00013	< 0.00013	< 0.00013	< 0.00013	< 0.00013
Molybdenum	mg/L	0.016	0.015	0.0094 J	0.0096 J	0.010	0.0093 J	0.017	0.017	0.0095 J	0.0087 J
Selenium	mg/L	0.0016 J	< 0.00096	0.0015 J	< 0.00096	< 0.00096	< 0.00096	0.0012 J	< 0.00096	< 0.00096	< 0.00096
Thallium	mg/L	0.00048 J	< 0.00038	< 0.00038	< 0.00038	< 0.00038	< 0.00038	< 0.00038	< 0.00038	< 0.00038	< 0.00038
Fluoride	mg/L	0.47	0.28	0.59	0.37	0.33	0.31	0.36	0.19	0.35	0.34
Additional Parameters											
Bicarbonate Alkalinity as CaCO3	mg/L	128	133	109	123	117	116	108	104	106	111
Carbonate Alkalinity as CaCO3	mg/L	< 5.0	< 5.0	< 5.0	< 5.0	< 5.0	< 5.0	< 5.0	< 5.0	< 5.0	< 5.0
Total Alkalinity as CaCO3	mg/L	128	133	109	123	117	116	108	104	106	111
Iron	mg/L	10.3	8.4	17.3	16.9	16.9	15.7	8.5	8.0	15.5	15.0
Magnesium	mg/L	13.5	13.1	12.6	11.8	12.5	12.1	12.0	11.5	11.4	12.0
Manganese	mg/L	4.2	4.4	3.6	3.3	3.2	3.4	3.9	3.3	3.5	3.6
Potassium	mg/L	5.4	4.8	5.2	4.7	5.6	4.9	5.3	4.8	5.0	5.0
Sodium	mg/L	6.9	7.0	6.5	6.7	6.8	7.0	7.2	7.2	6.9	7.8
Sulfide	mg/L	< 0.022	< 0.022	< 0.022	< 0.022	< 0.022	< 0.022	< 0.022	< 0.022	< 0.022	< 0.022
Supplemental											
Oxidation Reduction Potential, Field	mV	-96.08	-97.42	-120.94	-124.26	-100.64	-91.91	154.38	-29.02	-103.97	-98.34
pH, Field	SU	6.78	6.94	6.87	7.01	6.86	6.98	6.53	6.49	6.84	6.93
Disolved Oxygen, Field	mg/L	0.72	0.48	0.06	0.36	0.37	2.33	1.01	0.51	0.16	1.1
Specific Conductance, Field	uS/cm	674.04	693.25	706.51	675.78	665.99	671.25	691.07	626.3	670.23	683.83
Temperature, Field	deg C	20.57	19.86	18.17	19.19	20.53	19.39	21.27	19.16	20.75	18.64
Turbidity, Field	NTU	4.11	4.92	4.15	4.97	1.06	13.8	8.6	4.1	2.27	4.82

Notes:
< = Indicates the parameter was not detected above the analytical method detection limit (MDL).
deg C = degrees Celsius
J = Indicates the parameter was estimated and detected between the MDL and the reporting limit (RL).
µS/cm = microsiemens per centimeter
mg/L = milgrams per liter
mV = millivolts
NTU = nephelometric turbidity units
SU = standard units
TDS = Total dissolved solids
(1) Appendix III/IV parameter per 40 CFR 257 Subpart D. Analysis of combined radium omitted from the pilot study monitoring program. Unless otherwise indicated, parameters are reported in units of milligrams per liter (mg/L).
(2) Metals were analyzed by EPA Method 6010D, 6020B, and 7470A, anions were analyzed by EPA Method 300.0, TDS was analyzed by SM2540C-2015.
(3) The pH value presented was recorded at the time of sample collection in the field.

Table 3
Summary of 2024 Baseline Groundwater Analytical Data
Plant Hammond AP-1, Floyd County, Georgia

	Pilot Study Area	HGWC-13 Area				HGWC-8 Area					
	Sample Location	PT-14	PT-14	PT-15	PT-15	INW-03	INW-03	PT-09	PT-09	PT-10	PT-10
	Sample Date	05/02/2024	05/15/2024	05/02/2024	05/15/2024	5/14/2024	5/29/2024	05/14/2024	05/30/2024	05/15/2024	05/30/2024
ANALYTE	**UNITS**										
APPENDIX III											
Boron	mg/L	0.51	0.51	0.75	0.76	1.5	1.5	1.4	1.5	1.5	1.4
Calcium	mg/L	101	97.4	141	141	127	144	82.8	94.9	108	95.9
Chloride	mg/L	7.9	10.5	11.8	12.6	56.9	61.6	44.4	52.4	50.1	53.0
Fluoride	mg/L	0.43	0.26	0.55	0.35	0.20	0.13	0.37	0.33	0.22	0.17
pH, Field	SU	6.83	6.78	6.95	7.01	7.68	7.36	7.16	7.06	6.92	6.81
Sulfate	mg/L	169	175	278	271	178	187	130	133	146	124
TDS	mg/L	462	461	638	639	564	610	436	532	503	495
APPENDIX IV											
Antimony	mg/L	< 0.00054	< 0.00054	< 0.00054	< 0.00054	< 0.00054	<0.00054	< 0.00054	< 0.00054	< 0.00054	< 0.00054
Arsenic	mg/L	0.22	0.21	0.41	0.39	< 0.00084	< 0.0022 J	< 0.00084	0.0022 J	< 0.00084	0.0018 J
Barium	mg/L	0.037	0.038	0.044	0.043	0.075	0.12	0.058	0.062	0.054	0.052
Beryllium	mg/L	< 0.000094	0.00016 J	< 0.000094	< 0.000094	< 0.000094	< 0.000094	< 0.000094	< 0.000094	< 0.000094	< 0.000094
Cadmium	mg/L	< 0.00010	< 0.00010	< 0.00010	< 0.00010	< 0.0010	< 0.00010	0.00015 J	0.00010 J	< 0.00010	< 0.00010
Chromium	mg/L	< 0.0019	< 0.0019	< 0.0019	< 0.0019	< 0.0019	< 0.0019	< 0.0019	< 0.0019	< 0.0019	< 0.0019
Cobalt	mg/L	0.021	0.020	0.052	0.059	0.00070 J	0.00087 J	0.0012 J	0.0010 J	0.0016 J	0.0014 J
Lead	mg/L	< 0.00016	0.00046 J	< 0.00016	< 0.00016	< 0.00016	< 0.00016	0.00017 J	< 0.00016	< 0.00016	< 0.00016
Lithium	mg/L	0.055	0.051	0.051	0.047	0.0050 J	0.0048 J	< 0.0016	< 0.0016	< 0.0016	< 0.0016
Mercury	mg/L	< 0.00013	< 0.00013	< 0.00013	< 0.00013	< 0.00013	< 0.00013	< 0.00013	< 0.00013	< 0.00013	< 0.00013
Molybdenum	mg/L	0.011	0.011	0.017	0.021	0.082	0.060	0.27	0.24	0.092	0.053
Selenium	mg/L	0.0014 J	< 0.00096	< 0.00096	< 0.00096	< 0.00096	0.0016 J	< 0.00096	< 0.00096	< 0.00096	< 0.00096
Thallium	mg/L	< 0.00038	< 0.00038	< 0.00038	< 0.00038	< 0.00038	<0.00038	< 0.00038	< 0.00038	< 0.00038	< 0.00038
Fluoride	mg/L	0.43	0.26	0.55	0.35	0.20	0.13	0.37	0.33	0.22	0.17
Additional Parameters											
Bicarbonate Alkalinity as CaCO3	mg/L	121	121	124	134	175	176	139	138	132	116
Carbonate Alkalinity as CaCO3	mg/L	< 5.0	< 5.0	< 5.0	< 5.0	< 5.0	< 5.0	< 5.0	< 5.0	< 5.0	< 5.0
Total Alkalinity as CaCO3	mg/L	121	121	124	134	175	176	139	138	132	116
Iron	mg/L	13.7	14.9	9.7	9.2	0.11	0.14	0.42	0.24	0.24	0.21
Magnesium	mg/L	12.7	12.7	15.6	16.1	17.1	16.5	23.7	19.9	14.3	13.1
Manganese	mg/L	3.1	3.1	5.6	5.7	0.45	1.2	0.19	0.28	0.74	0.52
Potassium	mg/L	5.4	5.0	5.2	5.3	13.8	6.1	6.1	6.2	6.7	6.6
Sodium	mg/L	6.7	6.7	6.8	8.1	12.4	11.1	9.3	11.5	9.2	9.5
Sulfide	mg/L	< 0.022	< 0.022	< 0.022	< 0.022	< 0.022	< 0.022	< 0.022	< 0.022	< 0.022	< 0.022
Supplemental											
Oxidation Reduction Potential, Field	mV	-116.47	-109.98	93.76	-118.35	43.0	-26.7	49.89	83.36	20.06	52.5
pH, Field	SU	6.83	6.78	6.95	7.01	7.68	7.36	7.16	7.06	6.92	6.81
Disolved Oxygen, Field	mg/L	0.05	0.05	-0.03	0.1	0.25	0.61	0.04	0.05	0.25	0.43
Specific Conductance, Field	uS/cm	636.04	671.71	868.6	863.09	835.04	864.90	681.69	703.83	707.36	664.75
Temperature, Field	deg C	19.09	18.75	21.71	20.45	18.77	20.17	17.76	19.69	20	20.16
Turbidity, Field	NTU	4.27	4.99	2.99	0.77	4.98	0.56	4.98	4.71	4.92	3.01

Table 3
Summary of 2024 Baseline Groundwater Analytical Data
Plant Hammond AP-1, Floyd County, Georgia

	Pilot Study Area	**HGWC-8 Area**			
	Sample Location	**PT-11**	**PT-11**	**PT-12**	**PT-12**
	Sample Date	**05/14/2024**	**05/29/2024**	**05/14/2024**	**05/29/2024**
ANALYTE	**UNITS**				
APPENDIX III					
Boron	mg/L	1.6	1.4	1.6	1.5
Calcium	mg/L	90.9	95.7	99.7	91.0
Chloride	mg/L	41.4	39.4	50.3	48.0
Fluoride	mg/L	0.34	0.31	0.20	0.31
pH, Field	SU	6.98	7	6.58	6.82
Sulfate	mg/L	122	118	125	131
TDS	mg/L	441	474	523	488
APPENDIX IV					
Antimony	mg/L	< 0.00054	< 0.00054	< 0.00054	< 0.00054
Arsenic	mg/L	< 0.00084	0.0021 J	< 0.00084	0.0026 J
Barium	mg/L	0.057	0.072	0.069	0.069
Beryllium	mg/L	< 0.000094	< 0.000094	< 0.000094	< 0.000094
Cadmium	mg/L	0.00013 J	0.00013 J	0.00014 J	0.00011 J
Chromium	mg/L	< 0.0019	< 0.0019	< 0.0019	< 0.0019
Cobalt	mg/L	0.0016 J	0.0013 J	0.0044 J	0.0021 J
Lead	mg/L	< 0.00016	< 0.00016	0.00017 J	< 0.00016
Lithium	mg/L	< 0.0016	< 0.0016	< 0.0016	< 0.0016
Mercury	mg/L	< 0.00013	< 0.00013	< 0.00013	< 0.00013
Molybdenum	mg/L	0.24	0.17	0.085	0.22
Selenium	mg/L	< 0.00096	< 0.00096	< 0.00096	0.0015 J
Thallium	mg/L	< 0.00038	< 0.00038	< 0.00038	< 0.00038
Fluoride	mg/L	0.34	0.31	0.20	0.31
Additional Parameters					
Bicarbonate Alkalinity as CaCO3	mg/L	125	143	129	136
Carbonate Alkalinity as CaCO3	mg/L	< 5.0	< 5.0	< 5.0	< 5.0
Total Alkalinity as CaCO3	mg/L	125	143	129	136
Iron	mg/L	< 0.025	0.10	0.33	0.032 J
Magnesium	mg/L	16.2	16.7	16.6	18.6
Manganese	mg/L	0.28	0.27	1.0	0.75
Potassium	mg/L	6.0	6.5	6.8	5.7
Sodium	mg/L	8.8	9.2	11.8	9.6
Sulfide	mg/L	< 0.022	< 0.022	< 0.022	< 0.022
Supplemental					
Oxidation Reduction Potential, Field	mV	28.65	161.94	58.81	81.45
pH, Field	SU	6.98	7	6.58	6.82
Disolved Oxygen, Field	mg/L	0.07	0.42	0.32	0.71
Specific Conductance, Field	uS/cm	676.01	708.73	685.68	678.21
Temperature, Field	deg C	18.11	19.15	18.81	19.36
Turbidity, Field	NTU	1.43	3.84	4.71	0.73

Table 4
Summary of Daily Injection Volumes
Plant Hammond AP-1, Floyd County, Georgia

HGWC-13 Area		HGWC-8 Area	
Date	**Daily Injection Volume (gal)**	**Date**	**Daily Injection Volume (gal)**
10/4/2023	238	9/25/2023	492
10/9/2023	580	9/26/2023	1500
10/10/2023	1050	9/27/2023	2200
10/11/2023	1575	9/28/2023	2250
10/12/2023	1975	9/29/2023	2350
10/13/2023	1575	9/30/2023	2000
10/14/2023	1625	10/1/2023	2250
12/4/2023	16	10/2/2023	2300
12/4/2023	1630	10/3/2023	250
12/6/2023	25	10/15/2023	735
12/6/2023	350	10/16/2023	1540
12/7/2023	700	10/16/2023	540
12/8/2023	350	10/17/2023	585
12/8/2023	70	12/9/2023	200
7/9/2024	480*	12/10/2023	1150
7/10/2024	950	12/11/2023	760
7/12/2024	950	12/12/2023	640
7/14/2024	1800*	12/12/2023	185
7/16/2024	1800*	12/13/2023	2565
7/23/2024	1500*	7/11/2024	975
7/24/2024	1800*	7/13/2024	1200
7/29/2024	900*	7/15/2024	1200
7/31/2024	300	9/17/2024	1800
9/18/2024	700*	--	--
9/19/2024	1200*	--	--
9/20/2024	800*	--	--
TOTAL:	**24,939**	**TOTAL:**	**29,667**

Notes:
gal = gallons
* Injection volumes represent total volume injected simultaneously between two injection wells, INW-04 and INW-

Table 5
Summary of Daily Air Sparging Activities
Plant Hammond AP-1, Floyd County, Georgia

Well-ID	Date	Flow Rate (SCFM)	Duration (hours)
AS-03	7/26/2024	<1.0	2.5
AS-03	7/27/2024	<1.0	3
AS-04	7/27/2024	1.2	1
AS-03	7/28/2024	1.7	3
AS-03	7/30/2024	1.8	3
AS-03	9/9/2024	1-8	11.25
AS-04	9/9/2024	2-4	8
AS-03	9/10/2024	10	19
AS-04	9/10/2024	4	19
AS-03	9/11/2024	10	19
AS-04	9/11/2024	4	19
AS-03	9/12/2024	10	12
AS-04	9/12/2024	4	12
AS-03	9/16/2024	6	12
AS-04	9/16/2024	3	12
AS-03	9/17/2024	6	20
AS-04	9/17/2024	3	20
AS-03	9/18/2024	6-10	8
AS-04	9/18/2024	3-4	8
AS-03	9/19/2024	6-10	15
AS-04	9/19/2024	3-4	15
AS-03	9/20/2024	10	9
AS-04	9/20/2024	10	9
		TOTAL:	**260**

Notes:
SCFM = standard cubic feet per minute.

Table 6
Summary of Screening-Level Groundwater Analytical Data
Plant Hammond AP-1, Floyd County, Georgia

			Parameter [1,2]:	Total Iron	Dissolved Iron	Total Boron	Dissolved Boron	Total Molybdenum	Dissolved Molybdenum	Total Arsenic	Dissolved Arsenic
Area	**Well ID**	**Sample Date**	**Sample Time**								
HGWC-8	**PT-09**	5/31/2024[3]	11:52 AM	0.24	--	1.5	--	0.24	--	0.0022 J	--
		7/11/2024	6:00 PM	0.56	0.02	1.5	1.4	0.43	0.42	--	--
		7/13/2024	8:45 AM	0.36	< 0.018	1.4	1.5	0.34	0.33	--	--
		7/13/2024	4:38 PM	0.66	0.3	1.1	1.2	0.29	0.29	--	--
		7/15/2024	8:22 AM	0.38	0.031	1.2	1.3	0.3	0.27	--	--
		7/15/2024	4:02 PM	6.3	3.8	1.0	1.0	0.13	0.12	--	--
		7/17/2024	1:42 PM	0.78	0.46	1.0	1.0	0.25	0.24	--	--
	PT-10	5/30/2024[3]	2:40 PM	0.21	--	1.4	--	0.053	--	0.0018 J	
		7/11/2024	6:00 PM	0.37	< 0.018	1.6	1.7	0.16	0.15	--	--
		7/13/2024	8:50 AM	0.19	< 0.018	1.6	1.7	0.16	0.17	--	--
		7/13/2024	4:40 PM	0.12	< 0.018	1.6	1.7	0.18	0.16	--	--
		7/15/2024	5:19 PM	0.14	--	1.7	--	0.16	--	--	--
		7/17/2024	1:44 PM	0.10	--	1.7	--	0.17	--	--	--
	PT-11	5/29/2024[3]	4:43 PM	0.10	--	1.4	--	0.17	--	0.0021 J	--
		7/11/2024	8:00 PM	3.2	2.4	0.69	0.72	0.046	0.047	--	--
		7/13/2024	5:56 PM	11	9	0.57	0.6	0.024	0.022	--	--
		7/15/2024	8:46 AM	2.4	1.6	0.85	0.87	0.043	0.04	--	--
		7/15/2024	4:15 PM	44	37	0.49	0.51	0.0086	0.0069	--	--
		7/17/2024	9:22 AM	13	12	0.8	0.82	0.0087	0.0081	--	--
		7/24/2024	10:05 AM	4.9	3.6	1.2	1.2	0.045	0.037	--	--
	PT-12	5/29/2024[3]	12:08 PM	0.032 J	--	1.5	--	0.22	--	0.0026 J	--
		7/11/2024	8:15 PM	0.1	< 0.018	1.5	1.6	0.31	0.3	--	--
		7/13/2024	5:54 PM	0.22	0.024	1.2	1.3	0.23	0.23	--	--
		7/15/2024	5:20 PM	0.49	--	1.2	--	0.14	--	--	--
		7/17/2024	12:04 PM	0.6	< 0.018	1.2	1.3	0.23	0.23	--	--
HGWC-13 Area	**PT-07**	5/16/2024[3]	12:16 PM	15.7	--	0.50	--	0.0093 J	--	0.27	--
		7/10/2024	7:40 PM	41	14	0.54	0.49	--	--	0.32	0.23
		7/12/2024	6:12 PM	17	12	0.52	0.52	--	--	0.24	0.16
		7/18/2024	2:00 PM	21	16	0.58	0.59	--	--	0.28	0.26
		7/26/2024	8:10 PM	140	0.19	0.7	0.58	--	--	0.64	0.052
		7/27/2024	5:00 PM	190	0.6	0.71	0.56	--	--	0.29	0.025
		7/28/2024	5:00 PM	31	0.46	0.63	0.56	--	--	0.097	0.026
		7/29/2024	9:05 AM	26	6.4	0.6	0.54	--	--	0.13	0.055
		7/29/2024	6:43 PM	23	12	0.56	0.54	--	--	0.13	0.088
		7/30/2024	8:55 AM	31	12	0.62	0.57	--	--	0.18	0.091
		7/30/2024	6:00 PM	160	1.4	0.76	0.59	--	--	0.39	0.045
		7/31/2024	9:40 AM	110	2.8	0.61	0.51	--	--	0.44	0.03
		9/10/2024	10:45 AM	6.9	< 0.018	0.6	--	--	--	0.16	0.016
		9/10/2024	12:35 PM	1	< 0.018	0.6	--	--	--	0.055	0.032
		9/11/2024	9:50 AM	1.9	< 0.018	0.63	--	--	--	0.071	0.0065
		9/11/2024	10:45 AM	6.6	< 0.018	0.65	--	--	--	0.035	0.019
		9/12/2024	10:50 AM	1.8	< 0.018	0.61	--	--	--	0.022	0.01
		9/13/2024	8:45 AM	0.46	< 0.018	0.68	--	--	--	0.017	0.13
		9/13/2024	8:45 AM	0.04	0.46		--	--	--	0.017	0.013
		9/21/2024	11:45 AM	0.13	< 0.018	0.46	--	--	--	0.0092	0.0073
	PT-08	5/16/2024[3]	10:37 AM	8.0	--	0.73	--	0.017	--	0.23	--
		7/10/2024	9:00 PM	22	9.1	0.74	0.69	--	--	0.33	0.26
		7/16/2024	7:55 AM	7.3	7.4	0.8	0.76	--	--	0.25	0.28
		7/16/2024	6:45 PM	22	9.9	0.76	0.65	--	--	0.34	0.30
		7/18/2024	8:47 PM	8.8	7.5	0.72	0.75	--	--	0.29	0.26
		7/24/2024	9:00 AM	21	11	0.7	0.71	--	--	0.3	0.26

Table 6
Summary of Screening-Level Groundwater Analytical Data
Plant Hammond AP-1, Floyd County, Georgia

			Parameter [1,2]:	Total Iron	Dissolved Iron	Total Boron	Dissolved Boron	Total Molybdenum	Dissolved Molybdenum	Total Arsenic	Dissolved Arsenic
Area	**Well ID**	**Sample Date**	**Sample Time**								
HGWC-13 Area	**PT-08**	7/24/2024	8:00 PM	23	9.3	0.63	0.63	--	--	0.31	0.25
		7/25/2024	4:50 PM	17	--	0.67	--	--	--	0.35	--
		7/28/2024	4:30 PM	26	7.7	0.75	0.66	--	--	0.42	0.17
		7/30/2024	5:50 PM	25	7.7	0.78	0.7	--	--	0.34	0.12
		7/31/2024	10:00 AM	34	13	0.65	0.61	--	--	0.43	0.16
		9/13/2024	10:50 AM	1.1	0.21	0.72	--	--	--	0.066	0.022
		9/21/2024	11:45 AM	0.46	0.056	0.64	--	--	--	0.02	0.0055
	PT-13	5/15/2024[3]	6:45 PM	15	--	0.52	--	0.0087 J	--	0.29	--
		7/10/2024	8:12 PM	80	11	0.56	0.56	--	--	0.29	0.23
		7/12/2024	7:14 PM	24	13	0.58	0.59	--	--	0.3	0.23
		7/14/2024	8:30 AM	27	15	0.61	0.57	--	--	0.3	0.29
		7/14/2024	5:00 PM	28	20	0.45	0.43	--	--	0.27	0.23
		7/18/2024	11:47 AM	18	15	0.53	0.56	--	--	0.29	0.27
		7/24/2024	8:00 PM	66	51	0.39	0.39	--	--	0.2	0.15
		7/25/2024	3:20 PM	38	--	0.55	--	--	--	0.3	--
		7/26/2024	8:20 PM	42	16	0.54	0.5	--	--	0.26	0.18
		7/27/2024	5:00 PM	30	12	0.6	0.5	--	--	0.26	0.083
		7/28/2024	4:20 PM	23	13	0.59	0.51	--	--	0.19	0.11
		7/30/2024	6:10 PM	24	13	0.57	0.56	--	--	0.17	0.076
		7/31/2024	9:50 AM	36	23	0.56	0.54	--	--	0.22	0.13
		9/10/2024	12:45 PM	15	1.2	0.72	--	--	--	0.059	0.038
		9/13/2024	4:15 PM	2.6	1.6	0.65	--	--	--	0.012	0.0071
		9/21/2024	4:00 PM	1.7	0.74	0.5	0.54	--	--	0.0078	0.0028 J
	PT-14	5/15/2024[3]	6:27 PM	15	--	0.51	--	0.011	--	0.21	--
		7/12/2024	6:47 PM	53	10	0.46	0.44	--	--	0.17	0.079
		7/14/2024	8:30 AM	48	14	0.68	0.66	--	--	0.20	0.18
		7/14/2024	5:15 PM	73	19	0.32	0.28	--	--	0.14	0.035
		7/16/2024	7:45 AM	63	13	0.62	0.64	--	--	0.24	0.15
		7/16/2024	6:00 PM	34	20	0.62	0.40	--	--	0.08	0.024
		7/18/2024	4:32 PM	18	14	0.64	0.66	--	--	0.21	0.2
		7/24/2024	9:00 AM	87	24	0.68	0.61	--	--	0.21	0.051
		7/24/2024	8:00 PM	250	71	0.53	0.37	--	--	0.21	0.0043
		7/25/2024	2:40 PM	130	28	0.60	0.58	--	--	0.20	0.056
		7/26/2024	10:10 AM	40	18	0.63	0.57	--	--	0.16	0.14
		7/26/2024	8:00 PM	38	18	0.62	0.57	--	--	0.16	0.15
		7/27/2024	5:00 PM	62	2.3	0.67	0.57	--	--	0.26	0.019
		7/28/2024	3:30 PM	22	15	0.65	0.59	--	--	0.13	0.12
		7/29/2024	9:05 AM	52	16	0.62	0.57	--	--	0.20	0.13
		7/29/2024	12:00 PM	64	22	0.46	0.5	--	--	0.04	0.019
		7/29/2024	1:00 PM	120	53	0.46	0.36	--	--	0.093	0.022
		7/29/2024	3:00 PM	160	75	0.36	0.31	--	--	0.098	0.02
		7/29/2024	6:33 PM	110	70	0.43	0.38	--	--	0.095	0.012
		7/30/2024	9:05 AM	25	19	0.63	0.58	--	--	0.053	0.034
		7/30/2024	5:40 PM	32	17	0.63	0.59	--	--	0.11	0.054
		7/31/2024	9:10 AM	34	18	0.61	0.56	--	--	0.18	0.11
		7/31/2024	3:40 PM	17	4.3	0.31	0.32	--	--	0.051	0.014
		9/12/2024	11:45 AM	6.5	4.4	0.74	--	--	--	0.043	0.037
		9/13/2024	9:30 AM	11	7.6	0.71	--	--	--	0.084	0.067
		9/20/2024	10:05 AM	1.8	1.5	0.58	--	--	--	0.0078	0.0067
		9/21/2024	3:45 AM	3.3	2.8	0.58	--	--	--	0.0087	0.0078

Table 6
Summary of Screening-Level Groundwater Analytical Data
Plant Hammond AP-1, Floyd County, Georgia

			Parameter [1,2]:	Total Iron	Dissolved Iron	Total Boron	Dissolved Boron	Total Molybdenum	Dissolved Molybdenum	Total Arsenic	Dissolved Arsenic
Area	**Well ID**	**Sample Date**	**Sample Time**								
HGWC-13 Area	**PT-15**	5/15/2024[3]	4:10 PM	9.2	--	0.76	--	0.021	--	0.39	--
		7/14/2024	5:30 PM	14	8.2	0.69	0.69	--	--	0.42	0.38
		7/18/2024	6:13 PM	9.4	7.7	0.7	0.72	--	--	0.42	0.41
		7/24/2024	8:00 PM	13	12	0.65	0.64	--	--	0.33	0.36
		7/25/2024	4:40 PM	18	--	0.69	--	--	--	0.48	--
		9/13/2024	11:30 AM	0.29	0.16	0.73	--	--	--	0.014	0.013
		9/13/2024	11:30 AM	0.29	0.16	0.73	--	--	--	0.014	0.013
		9/18/2024	9:55 AM	0.35	0.021	0.68	--	--	--	0.0079	0.0056
		9/21/2024	10:15 AM	0.031 J	0.09 J	0.63	--	--	--	0.0062	0.0052

Notes:
< = Indicates the parameter was not detected above the analytical method detection limit (MDL).
-- = indicates sample was not collected on this date or sample was not analyzed for that parameter.
J = Indicates the parameter was estimated and detected between the MDL and the reporting limit (RL).
(1) Parameters are reported in units of milligrams per liter (mg/L).
(2) Metals were analyzed by EPA Method 6010D, 6020B.
(3) Data was collected from a baseline sampling event that occurred pre-injection activities.
(4) Screening-Level refers to data collected during injection and air sparging activities.

Table 7A

Summary of 2023 Post-injection Performance Monitoring Analytical Data

Plant Hammond AP-1, Floyd County, Georgia

	Pilot Study Area	HGWC-13 Area							
	Sample Location	PT-07	PT-07	PT-07	PT-07	PT-07	PT-07	PT-07	PT-07
	Sample Date	10/17/2023	10/24/2023	10/31/2023	11/07/2023	11/21/2023	12/08/2023	12/14/2023	12/20/2023
ANALYTE[1, 2, 3]	UNITS								
APPENDIX III									
Boron	mg/L	1.1	1.1	1.1	1.1	1.0	NA	1.0	1.0
Calcium	mg/L	151	NA	144	NA	121	NA	116	NA
Chloride	mg/L	15.3	15.7	16.5	NA	17.6	NA	19.4	NA
Fluoride	mg/L	0.35	0.38	0.36	NA	0.36	NA	0.38	NA
pH, Field	SU	6.89	6.83	6.75	6.89	6.89	7.2	7.17	7.13
Sulfate	mg/L	306	299	291	287	248	179	279	280
TDS	mg/L	677	NA	630	NA	566	NA	596	NA
APPENDIX IV									
Antimony	mg/L	< 0.0012	NA	< 0.00054	NA	< 0.00054	NA	< 0.00054	NA
Arsenic	mg/L	0.23	0.31	0.34	0.33	0.34	0.18	0.19	0.24
Barium	mg/L	0.092	NA	0.073	NA	0.058	NA	0.065	NA
Beryllium	mg/L	0.00014 J	NA	0.00023 J	NA	0.00014 J	NA	0.000097 J	NA
Cadmium	mg/L	< 0.00011	NA	< 0.00010	NA	< 0.00010	NA	< 0.00010	NA
Chromium	mg/L	< 0.0011	NA	< 0.0019	NA	< 0.0019	NA	< 0.0019	NA
Cobalt	mg/L	0.068	NA	0.081	NA	0.085	NA	0.025	NA
Lead	mg/L	0.00029 J	NA	< 0.00016	NA	< 0.00016	NA	< 0.00016	NA
Lithium	mg/L	0.062	NA	0.065	NA	0.060	NA	0.061	NA
Mercury	mg/L	< 0.00013	NA	< 0.00013	NA	< 0.00013	NA	< 0.00013	NA
Molybdenum	mg/L	0.011	NA	0.014	NA	0.015	NA	0.012	NA
Selenium	mg/L	< 0.0014	NA	< 0.00096	NA	< 0.00096	NA	< 0.00096	NA
Thallium	mg/L	0.00026 J	NA	< 0.00038	NA	< 0.00038	NA	< 0.00038	NA
Fluoride	mg/L	0.35	0.38	0.36	NA	0.36	NA	0.38	NA
Additional Parameters									
Bicarbonate Alkalinity as CaCO3	mg/L	120	NA	138	NA	138	NA	132	NA
Carbonate Alkalinity as CaCO3	mg/L	< 5.0	NA	< 5.0	NA	< 5.0	NA	< 5.0	NA
Total Alkalinity as CaCO3	mg/L	120	NA	138	NA	138	NA	132	NA
Iron	mg/L	18.1	18.5	20.0	4.0	17.7	28.4	10.5	13.4
Magnesium	mg/L	17.9	NA	17.9	NA	15.1	NA	35.6	NA
Manganese	mg/L	5.9	NA	5.1	NA	4.5	NA	3.3	NA
Potassium	mg/L	5.5	NA	6.9	NA	6.4	NA	6.2	NA
Sodium	mg/L	6.8	NA	7.6	NA	7.0	NA	7.4	NA
Sulfide	mg/L	< 0.022	NA	< 0.022	NA	< 0.022	NA	< 0.022	NA
Supplemental									
Oxidation Reduction Potential, Field	mV	-104.41	-103.83	-84.01	-111.48	-78.21	-126.5	34.42	-120.45
pH, Field	SU	6.89	6.83	6.75	6.89	6.89	7.2	7.17	7.13
Dissolved Oxygen, Field	mg/L	0.27	0.27	0.7	0.3	2.36	2.34	0.2	0.43
Specific Conductance, Field	uS/cm	835.69	857.51	793.71	974.44	745.93	621.06	854.78	817.25
Temperature, Field	deg C	20.71	19.83	19.32	20.67	19.18	19.41	18.33	18.29
Turbidity, Field	NTU	3.22	2.78	4.39	4.27	4.17	634	4.63	2.51
Total Iron (Field)	mg/L	NA	NA	NA	NA	NA	NA	NA	NA
Ferrous Iron (Field)	mg/L	NA	NA	NA	NA	NA	NA	NA	NA

Notes:

< = Indicates the parameter was not detected above the analytical method detection limit (MDL).

deg C = degrees Celsius

J = Indicates the parameter was estimated and detected between the MDL and the reporting limit (RL).

µS/cm = microsiemens per centimeter

mg/L = miligrams per liter.

mV = millivolts

NA = not applicable.

NTU = nephelometric turbidity units

SU = standard units

TDS = Total dissolved solids

(1) Appendix III/IV parameter per 40 CFR 257 Subpart D. Analysis of combined radium omitted from the pilot study monitoring program. Unless otherwise indicated, parameters are reported in units of milligrams per liter (mg/L).

(2) Metals were analyzed by EPA Method 6010D, 6020B, and 7470A, anions were analyzed by EPA Method 300.0, TDS was analyzed by SM2540C-2015.

(3) The pH value presented was recorded at the time of sample collection in the field.

Table 7A

Summary of 2023 Post-injection Performance Monitoring Analytical Data

Plant Hammond AP-1, Floyd County, Georgia

	Pilot Study Area	HGWC-13 Area							
	Sample Location	PT-07	PT-07	PT-07	PT-07	PT-07	PT-08	PT-08	PT-08
	Sample Date	12/27/2023	01/03/2024	01/16/2024	02/15/2024	03/13/2024	10/17/2023	10/24/2023	10/31/2023
ANALYTE[1, 2, 3]	UNITS								
APPENDIX III									
Boron	mg/L	1.2	1.2	1.1	0.86	0.79	0.51	1.1	1.1
Calcium	mg/L	138	NA	162	190	203	88.0	NA	115
Chloride	mg/L	17.7	NA	23.6	15.4	13.6	10.8	17.6	21.3
Fluoride	mg/L	0.34	NA	0.39	0.29	0.35	0.30	0.30	0.24
pH, Field	SU	7.21	7.02	6.91	6.84	6.82	6.79	6.75	6.54
Sulfate	mg/L	276	302	374	452	488	146	238	210
TDS	mg/L	661	NA	743	876	932	378	NA	484
APPENDIX IV									
Antimony	mg/L	< 0.00054	NA	< 0.00054	0.00069 J	0.00078 J	0.00062 J	NA	0.00079 J
Arsenic	mg/L	0.28	0.31	0.31	0.30	0.36	0.19	0.28	0.17
Barium	mg/L	0.074	NA	0.080	0.064	0.068	0.039	NA	0.051
Beryllium	mg/L	0.00011 J	NA	0.00011 J	< 0.000094	0.00011 J	< 0.000094	NA	0.00017 J
Cadmium	mg/L	< 0.00010	NA	< 0.00010	< 0.00010	< 0.00010	< 0.00010	NA	< 0.00010
Chromium	mg/L	< 0.0019	NA	< 0.0019	< 0.0019	< 0.0019	< 0.0019	NA	< 0.0019
Cobalt	mg/L	0.052	NA	0.072	0.084	0.12	0.018	NA	0.026
Lead	mg/L	< 0.00016	NA	< 0.00016	< 0.00016	< 0.00016	< 0.00016	NA	0.00019 J
Lithium	mg/L	0.079	NA	0.080	0.069	0.071	0.022 J	NA	0.013 J
Mercury	mg/L	< 0.00013	NA	< 0.00013	< 0.00013	< 0.00013	< 0.00013	NA	< 0.00013
Molybdenum	mg/L	0.011	NA	0.010	0.011	0.013	0.020	NA	0.024
Selenium	mg/L	< 0.00096	NA	< 0.00096	< 0.00096	< 0.00096	< 0.00096	NA	< 0.00096
Thallium	mg/L	< 0.00038	NA	< 0.00038	< 0.00038	< 0.00038	< 0.00038	NA	< 0.00038
Fluoride	mg/L	0.34	NA	0.39	0.29	0.35	0.30	0.30	0.24
Additional Parameters									
Bicarbonate Alkalinity as CaCO3	mg/L	137	NA	131	89.6	98.7	106	NA	126
Carbonate Alkalinity as CaCO3	mg/L	< 5.0	NA	< 5.0	< 5.0	< 5.0	< 5.0	NA	< 5.0
Total Alkalinity as CaCO3	mg/L	137	NA	131	89.6	98.7	106	NA	126
Iron	mg/L	15.8	20.9	22.8	24.5	25.3	6.5	8.0	5.8
Magnesium	mg/L	24.4	NA	23.7	26.4	24.9	10.6	NA	14.7
Manganese	mg/L	4.3	NA	5.0	5.8	5.7	2.9	NA	2.4
Potassium	mg/L	6.8	NA	7.1	7.1	6.3	4.6	NA	6.0
Sodium	mg/L	7.8	NA	7.4	7.5	6.9	4.8	NA	8.5
Sulfide	mg/L	< 0.022	NA	< 0.022	< 0.022	< 0.022	< 0.022	NA	< 0.022
Supplemental									
Oxidation Reduction Potential, Field	mV	52.94	-119.69	-124.45	-105.61	-97.33	-62.49	-75.66	-46.3
pH, Field	SU	7.21	7.02	6.91	6.84	6.82	6.79	6.75	6.54
Dissolved Oxygen, Field	mg/L	0.25	0.1	0.35	1.38	1.12	0.17	0.23	1.31
Specific Conductance, Field	uS/cm	804.84	839.53	952.88	1151.58	1182.15	504.85	736.95	747.41
Temperature, Field	deg C	17.01	17.83	17.31	19.11	18.39	19.28	20.57	19.22
Turbidity, Field	NTU	1.82	4.73	1.36	2.97	0	4.97	4.87	4.57
Total Iron (Field)	mg/L	NA	NA	NA	NA	NA	NA	NA	NA
Ferrous Iron (Field)	mg/L	NA	NA	NA	NA	NA	NA	NA	NA

Table 7A

Summary of 2023 Post-injection Performance Monitoring Analytical Data

Plant Hammond AP-1, Floyd County, Georgia

	Pilot Study Area	HGWC-13 Area							
	Sample Location	PT-08	PT-08	PT-08	PT-08	PT-08	PT-08	PT-08	PT-08
	Sample Date	11/07/2023	11/21/2023	12/08/2023	12/14/2023	12/20/2023	12/27/2023	01/03/2024	01/16/2024
ANALYTE[1, 2, 3]	UNITS								
APPENDIX III									
Boron	mg/L	1.0	1.1	NA	1.0	0.90	1.1	1.2	0.95
Calcium	mg/L	NA	125	NA	108	NA	105	NA	100
Chloride	mg/L	NA	18.9	NA	18.0	NA	18.9	NA	18.9
Fluoride	mg/L	NA	0.32	NA	0.28	NA	0.24	NA	0.27
pH, Field	SU	6.73	6.83	7.41	6.78	6.84	6.87	6.76	6.63
Sulfate	mg/L	273	247	217	193	191	180	205	196
TDS	mg/L	NA	545	NA	471	NA	469	NA	494
APPENDIX IV									
Antimony	mg/L	NA	< 0.00054	NA	< 0.00054	NA	< 0.00054	NA	0.00061 J
Arsenic	mg/L	0.24	0.28	0.39	0.22	0.22	0.19	0.28	0.21
Barium	mg/L	NA	0.051	NA	0.040	NA	0.047	NA	0.048
Beryllium	mg/L	NA	< 0.000094	NA	< 0.000094	NA	< 0.000094	NA	0.00010 J
Cadmium	mg/L	NA	< 0.00010	NA	< 0.00010	NA	< 0.00010	NA	< 0.00010
Chromium	mg/L	NA	< 0.0019	NA	< 0.0019	NA	< 0.0019	NA	< 0.0019
Cobalt	mg/L	NA	0.028	NA	0.026	NA	0.031	NA	0.035
Lead	mg/L	NA	< 0.00016	NA	< 0.00016	NA	< 0.00016	NA	< 0.00016
Lithium	mg/L	NA	0.026 J	NA	0.017 J	NA	0.015 J	NA	0.018 J
Mercury	mg/L	NA	< 0.00013	NA	< 0.00013	NA	< 0.00013	NA	< 0.00013
Molybdenum	mg/L	NA	0.032	NA	0.031	NA	0.035	NA	0.028
Selenium	mg/L	NA	< 0.00096	NA	< 0.00096	NA	< 0.00096	NA	< 0.00096
Thallium	mg/L	NA	< 0.00038	NA	< 0.00038	NA	< 0.00038	NA	< 0.00038
Fluoride	mg/L	NA	0.32	NA	0.28	NA	0.24	NA	0.27
Additional Parameters									
Bicarbonate Alkalinity as CaCO3	mg/L	NA	144	NA	141	NA	122	NA	116
Carbonate Alkalinity as CaCO3	mg/L	NA	< 5.0	NA	< 5.0	NA	< 5.0	NA	< 5.0
Total Alkalinity as CaCO3	mg/L	NA	144	NA	141	NA	122	NA	116
Iron	mg/L	5.7	6.7	37.9	5.0	4.8	4.9	5.9	6.9
Magnesium	mg/L	NA	14.4	NA	12.8	NA	11.8	NA	13.5
Manganese	mg/L	NA	3.5	NA	2.9	NA	2.3	NA	2.7
Potassium	mg/L	NA	5.9	NA	5.2	NA	5.3	NA	5.9
Sodium	mg/L	NA	7.0	NA	6.4	NA	7.1	NA	7.3
Sulfide	mg/L	NA	< 0.022	NA	< 0.022	NA	< 0.022	NA	< 0.022
Supplemental									
Oxidation Reduction Potential, Field	mV	-44.49	-50.51	-118.2	59.72	-62.31	77.65	-20.99	-27.71
pH, Field	SU	6.73	6.83	7.41	6.78	6.84	6.87	6.76	6.63
Dissolved Oxygen, Field	mg/L	0.99	1.33	3.61	1.35	0.21	0.59	0.71	0.33
Specific Conductance, Field	uS/cm	914.11	749.39	763.31	688.68	631.07	606.55	662.72	600.76
Temperature, Field	deg C	20.78	18.99	16.75	17.76	17.84	17.61	17.09	8.69
Turbidity, Field	NTU	4.81	4.12	194	4.43	3.51	0.56	3.17	1.55
Total Iron (Field)	mg/L	NA	NA	NA	NA	NA	NA	NA	NA
Ferrous Iron (Field)	mg/L	NA	NA	NA	NA	NA	NA	NA	NA

Table 7A

Summary of 2023 Post-injection Performance Monitoring Analytical Data

Plant Hammond AP-1, Floyd County, Georgia

	Pilot Study Area	HGWC-13 Area		HGWC-8 Area					
	Sample Location	PT-08	PT-08	PT-09	PT-09	PT-09	PT-09	PT-09	PT-09
	Sample Date	02/15/2024	03/13/2024	10/10/2023	10/17/2023	10/24/2023	10/31/2023	11/14/2023	12/14/2023
ANALYTE[1, 2, 3]	UNITS								
APPENDIX III									
Boron	mg/L	0.88	0.79	0.61	0.23	0.50	0.71	1.2	0.19
Calcium	mg/L	109	86.6	11.0	NA	56.2	NA	111	13.3
Chloride	mg/L	15.4	16.3	13.0	NA	14.2	NA	38.5	7.4
Fluoride	mg/L	0.15	0.16	0.38	NA	0.46	NA	0.35	0.43
pH, Field	SU	6.36	6.31	9.4	7.8	7.25	7.04	6.98	10.81
Sulfate	mg/L	251	175	71.6	25.2	69.3	107	179	24.9
TDS	mg/L	516	409	257	NA	246	NA	491	136
APPENDIX IV									
Antimony	mg/L	< 0.00054	0.0011 J	0.0017 J	NA	< 0.00054	NA	< 0.00054	< 0.00054
Arsenic	mg/L	0.19	0.16	< 0.0037	NA	< 0.00084	NA	< 0.00084	< 0.00084
Barium	mg/L	0.055	0.047	0.063	NA	0.079	NA	0.10	0.010
Beryllium	mg/L	< 0.000094	0.00012 J	< 0.000054	NA	< 0.000094	NA	< 0.000094	< 0.000094
Cadmium	mg/L	< 0.00010	< 0.00010	< 0.00011	NA	< 0.00010	NA	0.00011 J	0.00013 J
Chromium	mg/L	< 0.0019	< 0.0019	< 0.0011	NA	< 0.0019	NA	< 0.0019	< 0.0019
Cobalt	mg/L	0.033	0.034	0.00063 J	NA	0.00054 J	NA	0.0013 J	< 0.00032
Lead	mg/L	< 0.00016	< 0.00016	< 0.00012	NA	< 0.00016	NA	< 0.00016	< 0.00016
Lithium	mg/L	0.026 J	0.0092 J	0.0012 J	NA	< 0.0016	NA	< 0.0016	< 0.0016
Mercury	mg/L	< 0.00013	< 0.00013	< 0.00013	NA	< 0.00013	NA	< 0.00013	< 0.00013
Molybdenum	mg/L	0.0096 J	0.017	0.20	0.27	0.25	0.22	0.20	0.55
Selenium	mg/L	< 0.00096	< 0.00096	< 0.0014	NA	< 0.00096	NA	< 0.00096	< 0.00096
Thallium	mg/L	< 0.00038	< 0.00038	< 0.00018	NA	< 0.00038	NA	< 0.00038	< 0.00038
Fluoride	mg/L	0.15	0.16	0.38	NA	0.46	NA	0.35	0.43
Additional Parameters									
Bicarbonate Alkalinity as CaCO3	mg/L	69.0	83.0	112	NA	115	NA	133	14.7
Carbonate Alkalinity as CaCO3	mg/L	< 5.0	< 5.0	< 5.0	NA	< 5.0	NA	< 5.0	103
Total Alkalinity as CaCO3	mg/L	69.0	83.0	112	NA	115	NA	133	118
Iron	mg/L	10.6	6.5	0.089	0.040	0.40	0.067	< 0.025	0.061
Magnesium	mg/L	14.8	11.2	1.9	NA	13.7	NA	18.9	27.7
Manganese	mg/L	2.9	2.2	0.030 J	NA	0.076	NA	0.23	0.014 J
Potassium	mg/L	5.9	5.1	0.69	NA	3.8	NA	4.9	1.6
Sodium	mg/L	7.1	6.7	0.69 J	NA	4.1	NA	6.9	2.2
Sulfide	mg/L	< 0.022	< 0.022	< 0.022	NA	< 0.022	NA	< 0.022	< 0.022
Supplemental									
Oxidation Reduction Potential, Field	mV	33.23	17.62	-5.31	32.24	42.7	20.14	-12.94	-65.74
pH, Field	SU	6.36	6.31	9.4	7.8	7.25	7.04	6.98	10.81
Dissolved Oxygen, Field	mg/L	0.18	0.95	2.79	6.07	1.99	0.31	0.06	6.91
Specific Conductance, Field	uS/cm	753.81	581.66	345.12	252.68	367.85	528.08	813.75	282.14
Temperature, Field	deg C	16.85	18.96	22.18	21.47	21.31	20.06	19.07	18.03
Turbidity, Field	NTU	4.89	0.04	4.93	4.32	4.91	4.77	64.1	2.51
Total Iron (Field)	mg/L	NA	NA	NA	NA	NA	NA	NA	NA
Ferrous Iron (Field)	mg/L	NA	NA	NA	NA	NA	NA	NA	NA

Table 7A

Summary of 2023 Post-injection Performance Monitoring Analytical Data

Plant Hammond AP-1, Floyd County, Georgia

	Pilot Study Area	HGWC-8 Area							
	Sample Location	**PT-09**	**PT-09**	**PT-09**	**PT-09**	**PT-09**	**PT-09**	**PT-10**	**PT-10**
	Sample Date	**12/20/2023**	**12/27/2023**	**01/03/2024**	**01/16/2024**	**02/15/2024**	**03/13/2024**	**10/10/2023**	**10/17/2023**
ANALYTE[1, 2, 3]	**UNITS**								
APPENDIX III									
Boron	mg/L	0.44	0.99	1.2	1.0	1.6	1.8	1.7	1.3
Calcium	mg/L	NA	57.6	NA	55.5	111	82.7	125	NA
Chloride	mg/L	NA	30.4	NA	30.8	48.0	57.2	46.1	NA
Fluoride	mg/L	NA	0.39	NA	0.45	0.37	0.40	0.30	NA
pH, Field	SU	9.55	9.14	8.48	7.77	7.23	7.19	9.72	7.11
Sulfate	mg/L	97.1	147	173	128	132	139	184	122
TDS	mg/L	NA	401	NA	368	477	460	597	NA
APPENDIX IV									
Antimony	mg/L	NA	< 0.00054	NA	< 0.00054	< 0.00054	< 0.00054	< 0.0012	NA
Arsenic	mg/L	NA	0.0010 J	NA	< 0.00084	< 0.00084	0.0011 J	< 0.0037	NA
Barium	mg/L	NA	0.060	NA	0.043	0.051	0.064	0.076	NA
Beryllium	mg/L	NA	< 0.000094	NA	< 0.000094	< 0.000094	< 0.000094	< 0.000054	NA
Cadmium	mg/L	NA	0.00015 J	NA	0.00014 J	0.00014 J	0.00024 J	< 0.00011	NA
Chromium	mg/L	NA	< 0.0019	NA	< 0.0019	< 0.0019	< 0.0019	< 0.0011	NA
Cobalt	mg/L	NA	0.00051 J	NA	0.00058 J	0.00071 J	0.00085 J	0.0022 J	NA
Lead	mg/L	NA	< 0.00016	NA	< 0.00016	< 0.00016	< 0.00016	< 0.00012	NA
Lithium	mg/L	NA	< 0.0016	NA	< 0.0016	< 0.0016	< 0.0016	< 0.0073	NA
Mercury	mg/L	NA	< 0.00013	NA	< 0.00013	< 0.00013	< 0.00013	< 0.00013	NA
Molybdenum	mg/L	0.54	0.56	0.51	0.50	0.38	0.26	0.18	0.21
Selenium	mg/L	NA	< 0.00096	NA	< 0.00096	< 0.00096	< 0.00096	< 0.0014	NA
Thallium	mg/L	NA	< 0.00038	NA	< 0.00038	< 0.00038	< 0.00038	< 0.00018	NA
Fluoride	mg/L	NA	0.39	NA	0.45	0.37	0.40	0.30	NA
Additional Parameters									
Bicarbonate Alkalinity as CaCO3	mg/L	NA	86.2	NA	111	129	148	166	NA
Carbonate Alkalinity as CaCO3	mg/L	NA	< 5.0	NA	< 5.0	< 5.0	< 5.0	< 5.0	NA
Total Alkalinity as CaCO3	mg/L	NA	90.4	NA	111	129	148	166	NA
Iron	mg/L	0.24	0.27	0.071	0.11	10.7	0.28	1.6	0.84
Magnesium	mg/L	NA	34.1	NA	26.1	14.9	33.6	16.7	NA
Manganese	mg/L	NA	0.042	NA	0.15	3.0	0.20	1.6	NA
Potassium	mg/L	NA	4.0	NA	5.0	6.0	6.7	6.1	NA
Sodium	mg/L	NA	6.9	NA	9.9	7.2	11.6	8.4	NA
Sulfide	mg/L	NA	< 0.022	NA	< 0.022	< 0.022	< 0.022	< 0.022	NA
Supplemental									
Oxidation Reduction Potential, Field	mV	169.18	-6.94	-63.05	-0.49	-6.65	10.59	-278.56	-50.33
pH, Field	SU	9.55	9.14	8.48	7.77	7.23	7.19	9.72	7.11
Dissolved Oxygen, Field	mg/L	0.94	1.51	0.12	0.27	0.08	0.25	0.39	0.29
Specific Conductance, Field	uS/cm	403.87	533.31	617.95	511.03	678.76	731.33	898.8	568.18
Temperature, Field	deg C	17.65	18.78	16.43	14.23	18.42	17.39	21.48	20.31
Turbidity, Field	NTU	4.95	4.97	2.52	3.62	4.68	4.43	2.95	4.42
Total Iron (Field)	mg/L	NA	NA	NA	NA	NA	NA	NA	NA
Ferrous Iron (Field)	mg/L	NA	NA	NA	NA	NA	NA	NA	NA

Table 7A

Summary of 2023 Post-injection Performance Monitoring Analytical Data

Plant Hammond AP-1, Floyd County, Georgia

	Pilot Study Area	HGWC-8 Area									
	Sample Location	PT-10	PT-10	PT-10	PT-10	PT-10	PT-10	PT-10	PT-10	PT-10	PT-10
	Sample Date	10/24/2023	10/31/2023	11/14/2023	12/14/2023	12/20/2023	12/27/2023	01/03/2024	01/16/2024	02/15/2024	03/13/2024
ANALYTE[1, 2, 3]	UNITS										
APPENDIX III											
Boron	mg/L	1.3	1.1	1.3	1.6	1.3	1.6	1.7	2.1	2.0	1.6
Calcium	mg/L	90.6	NA	119	137	NA	109	NA	120	112	114
Chloride	mg/L	31.7	NA	43.3	46.9	NA	37.3	NA	55.2	60.3	93.5
Fluoride	mg/L	0.34	NA	0.35	0.33	NA	0.32	NA	0.27	0.18	0.20
pH, Field	SU	7.13	7.11	7.16	7.09	6.66	6.99	6.97	7.05	6.68	6.84
Sulfate	mg/L	102	108	184	206	165	157	170	163	139	37.6
TDS	mg/L	402	NA	516	569	NA	488	NA	512	518	507
APPENDIX IV											
Antimony	mg/L	< 0.00054	NA	< 0.00054	< 0.00054	NA	< 0.00054	NA	< 0.00054	< 0.00054	< 0.00054
Arsenic	mg/L	0.00085 J	NA	< 0.00084	< 0.00084	NA	< 0.00084	NA	< 0.00084	< 0.00084	0.0011 J
Barium	mg/L	0.056	NA	0.061	0.063	NA	0.055	NA	0.062	0.055	0.061
Beryllium	mg/L	< 0.000094	NA	< 0.000094	< 0.000094	NA	< 0.000094	NA	< 0.000094	< 0.000094	< 0.000094
Cadmium	mg/L	< 0.00010	NA	< 0.00010	< 0.00010	NA	< 0.00010	NA	< 0.00010	< 0.00010	< 0.00010
Chromium	mg/L	< 0.0019	NA	< 0.0019	< 0.0019	NA	< 0.0019	NA	< 0.0019	< 0.0019	< 0.0019
Cobalt	mg/L	0.0016 J	NA	0.0024 J	0.0027 J	NA	0.0023 J	NA	0.0020 J	0.0018 J	0.0014 J
Lead	mg/L	< 0.00016	NA	< 0.00016	< 0.00016	NA	< 0.00016	NA	< 0.00016	< 0.00016	< 0.00016
Lithium	mg/L	0.0016 J	NA	0.0022 J	0.0026 J	NA	0.0021 J	NA	< 0.0016	< 0.0016	< 0.0016
Mercury	mg/L	< 0.00013	NA	< 0.00013	< 0.00013	NA	< 0.00013	NA	< 0.00013	< 0.00013	< 0.00013
Molybdenum	mg/L	0.22	0.19	0.19	0.21	0.20	0.22	0.24	0.097	0.065	0.074
Selenium	mg/L	< 0.00096	NA	< 0.00096	< 0.00096	NA	< 0.00096	NA	< 0.00096	< 0.00096	< 0.00096
Thallium	mg/L	< 0.00038	NA	< 0.00038	< 0.00038	NA	< 0.00038	NA	< 0.00038	< 0.00038	< 0.00038
Fluoride	mg/L	0.34	NA	0.35	0.33	NA	0.32	NA	0.27	0.18	0.20
Additional Parameters											
Bicarbonate Alkalinity as CaCO3	mg/L	141	NA	136	141	NA	135	NA	158	139	135
Carbonate Alkalinity as CaCO3	mg/L	< 5.0	NA	< 5.0	< 5.0	NA	< 5.0	NA	< 5.0	< 5.0	< 5.0
Total Alkalinity as CaCO3	mg/L	141	NA	136	141	NA	135	NA	158	139	135
Iron	mg/L	0.91	0.66	0.56	0.71	0.78	0.51	0.46	0.30	0.32	0.61
Magnesium	mg/L	12.1	NA	15.3	18.9	NA	13.9	NA	16.1	15.3	14.4
Manganese	mg/L	0.95	NA	0.82	0.59	NA	0.47	NA	0.63	0.67	0.64
Potassium	mg/L	7.0	NA	6.6	7.5	NA	6.5	NA	8.0	7.2	6.6
Sodium	mg/L	7.3	NA	7.1	8.9	NA	7.7	NA	9.3	9.5	8.7
Sulfide	mg/L	< 0.022	NA	< 0.022	< 0.022	NA	< 0.022	NA	< 0.022	< 0.022	< 0.022
Supplemental											
Oxidation Reduction Potential, Field	mV	-80.61	-57.17	-50.86	-129.48	-10.29	-79.65	-40.46	-24.07	-3.45	-22.57
pH, Field	SU	7.13	7.11	7.16	7.09	6.66	6.99	6.97	7.05	6.68	6.84
Dissolved Oxygen, Field	mg/L	0.13	0.15	2.86	0.09	0.22	0.85	0.66	0.41	0.06	0.07
Specific Conductance, Field	uS/cm	548.18	483.92	713.27	711.29	708.31	627.32	648.52	731.31	731.35	739.98
Temperature, Field	deg C	21.19	19.84	20.6	19.15	16.12	18.65	16.78	17.09	18.42	18.52
Turbidity, Field	NTU	1.43	3.88	4.45	4.94	4.81	4.74	4.1	3.57	2.66	4.39
Total Iron (Field)	mg/L	NA	NA	NA	NA	NA	NA	NA	NA	NA	NA
Ferrous Iron (Field)	mg/L	NA	NA	NA	NA	NA	NA	NA	NA	NA	NA

Table 7B

Summary of 2024 Post-injection Performance Monitoring Groundwater Analytical Data

Plant Hammond AP-1, Floyd County, Georgia

	Pilot Study Area	**HGWC-13 Area**										
	Sample Location	**PT-07**	**PT-07**	**PT-07**	**PT-07**	**PT-07**	**PT-07**	**PT-07**	**PT-07**	**PT-07**	**PT-07**	**PT-07**
	Sample Date	**08/01/2024**	**08/09/2024**	**08/14/2024**	**08/20/2024**	**09/04/2024**	**09/24/2024**	**10/01/2024**	**10/08/2024**	**10/15/2024**	**11/04/2024**	**12/02/2024**
ANALYTE	UNITS											
APPENDIX III												
Boron	mg/L	0.57	0.54	0.55	0.57	0.56	0.54	0.61	0.54	0.56	0.67	0.72
Calcium	mg/L	123	NA	127	NA	117	128	NA	108	NA	121	129
Chloride	mg/L	16.7	NA	18.6	NA	17.4	17.5	NA	18.6	NA	16.5	16.5
Fluoride	mg/L	0.22	NA	0.29	NA	0.37	0.26	NA	0.30	NA	0.29	0.35
pH, Field	SU	6.72	6.93	7.04	6.84	6.89	6.61	6.94	6.72	6.75	6.76	6.87
Sulfate	mg/L	223	NA	231	NA	221	249	NA	238	NA	194	192
TDS	mg/L	578	NA	574	NA	561	559	NA	548	NA	542	528
APPENDIX IV												
Antimony	mg/L	< 0.00054	NA	< 0.00054	NA	0.0014 J	0.00056 J	NA	< 0.00054	NA	< 0.00054	< 0.00038
Arsenic	mg/L	0.11	0.21	0.24	0.26	0.30	0.016	0.0062	0.025	0.044	0.11	0.15
Barium	mg/L	0.049	NA	0.047	NA	0.050	0.056	NA	0.051	NA	0.051	0.047
Beryllium	mg/L	0.00019 J	NA	0.00010 J	NA	< 0.000094	0.00012 J	NA	0.00014 J	NA	< 0.000094	0.000071 J
Cadmium	mg/L	< 0.00010	NA	< 0.00010	NA	< 0.00010	0.00015 J	NA	0.00016 J	NA	< 0.00010	0.00012 J
Chromium	mg/L	< 0.0019	NA	< 0.0019	NA	< 0.0019	< 0.0019	NA	< 0.0019	NA	< 0.0019	0.00032 J
Cobalt	mg/L	0.056	NA	0.059	NA	0.12	0.031	NA	0.033	NA	0.042	0.048
Lead	mg/L	< 0.00016	NA	< 0.00016	NA	< 0.00016	< 0.00016	NA	< 0.00016	NA	0.00019 J	< 0.000076
Lithium	mg/L	0.056	NA	0.058	NA	0.053	0.048	NA	0.051	NA	0.051	0.050
Mercury	mg/L	< 0.00013	NA	< 0.00013	NA	< 0.00013	< 0.00013	NA	0.00018 J	NA	< 0.00013	< 0.00013
Molybdenum	mg/L	0.0047 J	NA	0.0079 J	NA	0.010	0.0054 J	NA	0.0045 J	NA	0.0088 J	0.011
Selenium	mg/L	< 0.00096	NA	< 0.00096	NA	< 0.00096	0.0011 J	NA	< 0.00096	NA	< 0.00096	0.00097 J
Thallium	mg/L	0.00050 J	NA	< 0.00038	NA	< 0.00038	0.00067 J	NA	< 0.00038	NA	< 0.00038	0.00024 J
Fluoride	mg/L	0.22	NA	0.29	NA	0.37	0.26	NA	0.30	NA	0.29	0.35
Additional Parameters												
Bicarbonate Alkalinity as CaCO3	mg/L	119	NA	134	NA	143	136	NA	149	NA	152	150
Carbonate Alkalinity as CaCO3	mg/L	< 5.0	NA	< 5.0	NA	< 5.0	< 1.9	NA	< 1.9	NA	< 5.0	< 5.0
Total Alkalinity as CaCO3	mg/L	119	NA	134	NA	143	136	NA	149	NA	152	150
Iron	mg/L	13.2	18.3	18.4	17.9	15.6	0.54	0.23	3.2	4.3	6.6	7.7
Magnesium	mg/L	17.8	NA	18.7	NA	16.4	18.7	NA	17.0	NA	17.9	17.7
Manganese	mg/L	4.2	NA	4.3	NA	4.4	2.4	NA	2.8	NA	3.1	3.4
Potassium	mg/L	5.7	NA	5.7	NA	5.8	5.9	NA	5.6	NA	5.9	6.0
Sodium	mg/L	8.6	NA	9.5	NA	9.8	10.2	NA	10.5	NA	9.8	8.5
Sulfide	mg/L	< 0.022	NA	< 0.022	NA	< 0.022	< 0.011 H	NA	< 0.011	NA	< 0.022	< 0.022
Supplemental												
Oxidation Reduction Potential, Field	mV	-56.66	-85.29	-94.38	-91.63	-83.52	18.71	591.7	-20.46	-59.53	-79.29	-57.67
pH, Field	SU	6.72	6.93	7.04	6.84	6.89	6.61	6.94	6.72	6.75	6.76	6.87
Dissolved Oxygen, Field	mg/L	0.14	0.06	0.3	0.13	0.14	0.28	0.19	0.54	0.09	1.46	0.46
Specific Conductance, Field	uS/cm	777.88	772.04	708.53	790.53	752.53	716.65	754.99	729.91	747.98	756.66	760.18
Temperature, Field	deg C	18.01	20.75	20.27	21.73	20.23	22.16	21.1	20.76	19.49	19.98	18.82
Turbidity, Field	NTU	4.94	2.62	3.35	5	1.66	0.54	4.92	4.4	1.12	0.44	1.93
Total Iron (Field)	mg/L	NA	NA	NA	NA	5.5	NA	NA	NA	1.0	5.0	9.2
Ferrous Iron (Field)	mg/L	NA	NA	NA	NA	2.0	NA	NA	NA	0.50	4.5	6.5

Notes:

< = Indicates the parameter was not detected above the analytical method detection limit (MDL).

deg C = degrees Celsius

J = Indicates the parameter was estimated and detected between the MDL and the reporting limit (RL).

H = Indicates sample was received or analysis requested beyond the recognized method holding time.

µS/cm = microsiemens per centimeter

mg/L = miligrams per liter.

mV = millivolts

NA = not applicable.

ND = nondetectable.

NTU = nephelometric turbidity units

SU = standard units

TDS = Total dissolved solids

(1) Appendix III/IV parameter per 40 CFR 257 Subpart D. Analysis of combined radium omitted from the pilot study monitoring program. Unless otherwise indicated, parameters are reported in units of milligrams per liter (mg/L).

(2) Metals were analyzed by EPA Method 6010D, 6020B, and 7470A, anions were analyzed by EPA Method 300.0, TDS was analyzed by SM2540C-2015.

(3) The pH value presented was recorded at the time of sample collection in the field.

Table 7B

Summary of 2024 Post-injection Performance Monitoring Groundwater Analytical Data

Plant Hammond AP-1, Floyd County, Georgia

	Pilot Study Area	**HGWC-13 Area**									
	Sample Location	**PT-07**	**PT-07**	**PT-07**	**PT-07**	**PT-08**	**PT-08**	**PT-08**	**PT-08**	**PT-08**	**PT-08**
	Sample Date	**01/06/2025**	**02/04/2025**	**03/05/2025**	**4/03/2025**	**08/01/2024**	**08/08/2024**	**08/14/2024**	**08/20/2024**	**09/05/2024**	**09/24/2024**
ANALYTE	UNITS										
APPENDIX III											
Boron	mg/L	0.83 J	0.74	0.77	0.80	0.63	0.55	0.62	0.63	0.70	0.61
Calcium	mg/L	113	121	121	116	85.2	NA	99.1	NA	94.4	112
Chloride	mg/L	18.1	19.3	17.0	16.6	14.0	NA	17.0	NA	19.3	17.1
Fluoride	mg/L	0.38	0.40	0.34	0.34	0.16	NA	< 0.050	NA	0.16	0.25
pH, Field	SU	6.86	6.88	6.94	6.92	6.48	6.48	6.58	6.4	6.48	6.5
Sulfate	mg/L	181	157	159	159	176	NA	203	NA	193	239
TDS	mg/L	529	520	484	512	443	NA	474	NA	466	490
APPENDIX IV											
Antimony	mg/L	< 0.00050	< 0.00050	< 0.00050	< 0.00050	< 0.00054	NA	< 0.00054	NA	0.0013 J	0.0012 J
Arsenic	mg/L	0.18	0.15	0.18	0.23	0.26	0.32	0.29	0.29	0.23	0.021
Barium	mg/L	0.047	0.047	0.049	0.044	0.044	NA	0.048	NA	0.048	0.050
Beryllium	mg/L	< 0.00015	< 0.00015	< 0.00015	< 0.00015	0.000098 J	NA	< 0.000094	NA	< 0.000094	0.00013 J
Cadmium	mg/L	< 0.00012	< 0.00012	< 0.00012	< 0.00012	< 0.00010	NA	< 0.00010	NA	< 0.00010	0.00018 J
Chromium	mg/L	< 0.0012	< 0.0012	< 0.0012	< 0.0012	< 0.0019	NA	< 0.0019	NA	< 0.0019	< 0.0019
Cobalt	mg/L	0.042	0.036	0.037	0.034	0.073	NA	0.084	NA	0.084	0.022
Lead	mg/L	< 0.00025	< 0.00025	< 0.00025	< 0.00025	< 0.00016	NA	< 0.00016	NA	< 0.00016	< 0.00016
Lithium	mg/L	0.049	0.0461	0.0433	0.0408	0.022 J	NA	0.025 J	NA	0.015 J	0.035
Mercury	mg/L	< 0.00036	< 0.00012	< 0.000091	< 0.000091	< 0.00013	NA	< 0.00013	NA	< 0.00013	< 0.00013
Molybdenum	mg/L	0.011	0.013	0.012	0.011	0.012	NA	0.011	NA	0.010	0.0098 J
Selenium	mg/L	< 0.0012	< 0.0012	< 0.0012	< 0.0012	< 0.00096	NA	< 0.00096	NA	< 0.00096	0.0013 J
Thallium	mg/L	0.00027 J	0.00019 J	0.00031 J	0.00028 J	< 0.00038	NA	< 0.00038	NA	< 0.00038	0.00050 J
Fluoride	mg/L	0.38	0.40	0.34	0.34	0.16	NA	< 0.050	NA	0.16	0.25
Additional Parameters											
Bicarbonate Alkalinity as CaCO3	mg/L	163	169	163	169	76.4	NA	89.7	NA	77.7	91.8
Carbonate Alkalinity as CaCO3	mg/L	< 5.0	< 5.0	< 5.0	< 5.0	< 5.0	NA	< 5.0	NA	< 5.0	< 1.9
Total Alkalinity as CaCO3	mg/L	163	169	163	169	76.4	NA	89.7	NA	77.7	91.8
Iron	mg/L	7.8	7.5	5.9	7.6	14.5	16.7	15.5	14.8	9.8	1.1
Magnesium	mg/L	16.5	16.8	15.5	14.4	11.9	NA	13.6	NA	13.2	14.3
Manganese	mg/L	3.2	3.4	3.3 J	3.0	4.1	NA	4.2	NA	3.0	2.5
Potassium	mg/L	5.8	5.5	5.7	5.4	5.0	NA	4.9	NA	5.3	5.3
Sodium	mg/L	8.1	8.4	8.3	7.6	6.8	NA	7.2	NA	8.2	9.1
Sulfide	mg/L	< 0.022	< 0.022	< 0.022	< 0.022	< 0.022	NA	< 0.022	NA	< 0.022	< 0.011 H
Supplemental											
Oxidation Reduction Potential, Field	mV	-65.22	-92.81	70.4	-83.52	-35.37	-39.64	-19.66	-30.2	-32.93	37.08
pH, Field	SU	6.86	6.88	6.94	6.92	6.48	6.48	6.58	6.4	6.48	6.5
Dissolved Oxygen, Field	mg/L	0.17	0.1	0.7	0.78	0.22	0.1	0.26	0.11	6.22	2.16
Specific Conductance, Field	uS/cm	681.45	759.86	747.64	759.6	609.92	666.62	585.2	689.81	605.65	587.82
Temperature, Field	deg C	15.75	18.64	17.38	18.74	23.17	20.1	21.67	21.81	20.13	22.19
Turbidity, Field	NTU	0.39	1.21	0.4	0.41	4.96	4.89	3.76	4.77	4.81	4.25
Total Iron (Field)	mg/L	6.2	6.0	5.0	NA	NA	NA	NA	NA	3.5	NA
Ferrous Iron (Field)	mg/L	6.2	4.5	3.4	4.3	NA	NA	NA	NA	3.0	NA

Table 7B

Summary of 2024 Post-injection Performance Monitoring Groundwater Analytical Data

Plant Hammond AP-1, Floyd County, Georgia

	Pilot Study Area	**HGWC-13 Area**										
	Sample Location	**PT-08**	**PT-08**	**PT-08**	**PT-08**	**PT-08**	**PT-08**	**PT-08**	**PT-08**	**PT-08**	**PT-13**	**PT-13**
	Sample Date	**10/01/2024**	**10/08/2024**	**10/15/2024**	**11/04/2024**	**12/02/2024**	**01/06/2025**	**02/04/2025**	**03/05/2025**	**04/02/2025**	**08/01/2024**	**08/09/2024**
ANALYTE	UNITS											
APPENDIX III												
Boron	mg/L	0.56	0.58	0.59	0.70	0.85	0.92 J	0.82	1.0	1.0	0.51	0.52
Calcium	mg/L	NA	106	NA	105	111	105	107	108	119	111	NA
Chloride	mg/L	NA	18.1	NA	15.6	17.5	17.7	19.6	19.3	18.8	15.5	NA
Fluoride	mg/L	NA	0.23	NA	0.15	0.14	0.23	0.18	0.20	0.19	0.26	NA
pH, Field	SU	6.63	6.69	6.84	6.39	6.49	6.51	6.36	6.53	6.5	6.69	6.86
Sulfate	mg/L	NA	242	NA	187	187	183	170	177	175	229	NA
TDS	mg/L	NA	524	NA	474	451	479	483	478	491	549	NA
APPENDIX IV												
Antimony	mg/L	NA	< 0.00054	NA	< 0.00054	< 0.00038	< 0.00050	< 0.00050	< 0.00050	< 0.00050	< 0.00054	NA
Arsenic	mg/L	0.085	0.066	0.052	0.027	0.010	0.062	0.033	0.018	0.027	0.20	0.26
Barium	mg/L	NA	0.051	NA	0.053	0.052	0.051	0.049	0.047	0.045	0.043	NA
Beryllium	mg/L	NA	< 0.000094	NA	< 0.000094	0.000070 J	< 0.00015	< 0.00015	< 0.00015	< 0.00015	< 0.000094	NA
Cadmium	mg/L	NA	0.00011 J	NA	< 0.00010	< 0.000041	< 0.00012	< 0.00012	< 0.00012	< 0.00012	< 0.00010	NA
Chromium	mg/L	NA	< 0.0019	NA	< 0.0019	0.00040 J	< 0.0012	< 0.0012	< 0.0012	< 0.0012	< 0.0019	NA
Cobalt	mg/L	NA	0.021	NA	0.032	0.048	0.042	0.040	0.033	0.024	0.040	NA
Lead	mg/L	NA	< 0.00016	NA	< 0.00016	< 0.000076	< 0.00025	< 0.00025	< 0.00025	< 0.00025	< 0.00016	NA
Lithium	mg/L	NA	0.035	NA	0.023 J	0.020 J	0.028 J	0.0201 J	0.0149 J	0.0129 J	0.058	NA
Mercury	mg/L	NA	< 0.00013	NA	< 0.00013	< 0.00013	< 0.000091	< 0.00012	< 0.000091	< 0.000091	< 0.00013	NA
Molybdenum	mg/L	NA	0.0086 J	NA	0.0097 J	0.0068 J	0.010 J	0.0096 J	0.010	0.012	0.0052 J	NA
Selenium	mg/L	NA	< 0.00096	NA	0.0014 J	0.0012 J	< 0.0012	< 0.0012	< 0.0012	< 0.0012	< 0.00096	NA
Thallium	mg/L	NA	< 0.00038	NA	< 0.00038	< 0.00020	0.00025 J	0.00018 J	0.00025 J	0.00025 J	< 0.00038	NA
Fluoride	mg/L	NA	0.23	NA	0.15	0.14	0.23	0.18	0.20	0.19	0.26	NA
Additional Parameters												
Bicarbonate Alkalinity as CaCO3	mg/L	NA	114	NA	98.7	84.2	111	113	111	124	115	NA
Carbonate Alkalinity as CaCO3	mg/L	NA	< 1.9	NA	< 5.0	< 5.0	< 5.0	< 5.0	< 5.0	< 5.0	< 5.0	NA
Total Alkalinity as CaCO3	mg/L	NA	114	NA	98.7	84.2	111	113	111	124	115	NA
Iron	mg/L	3.7	2.8	2.2	0.63	0.32	1.3	1.8	0.38	0.37	25.6	24.0
Magnesium	mg/L	NA	15.4	NA	14.4	14.3	13.7	13.4	13.0	12.5	15.5	NA
Manganese	mg/L	NA	2.2	NA	1.4	1.5	2.7	2.3	1.7	2.0	4.3	NA
Potassium	mg/L	NA	5.7	NA	5.7	6.0	5.5	5.0	5.2	4.9	5.3	NA
Sodium	mg/L	NA	9.9	NA	8.2	7.4	7.2	6.8	6.6	6.3	8.2	NA
Sulfide	mg/L	NA	< 0.011	NA	< 0.022	< 0.022	< 0.022	< 0.022	< 0.022	< 0.022	< 0.022	NA
Supplemental												
Oxidation Reduction Potential, Field	mV	-27.07	-19.98	-15.45	39.51	48.48	6.07	61.47	52.88	29.28	-86.24	-104.66
pH, Field	SU	6.63	6.69	6.84	6.39	6.49	6.51	6.36	6.53	6.5	6.69	6.86
Dissolved Oxygen, Field	mg/L	0.52	0.36	0.29	0.15	0.13	0.31	0.02	0.2	0.1	1.38	0.12
Specific Conductance, Field	uS/cm	732.73	669.84	702.16	643.29	607.25	670.03	674.81	698.87	695.92	719.27	745.85
Temperature, Field	deg C	21.51	20.42	19.46	19.37	18.52	15.56	19.17	17.66	20.01	23.83	20.66
Turbidity, Field	NTU	3.6	4.99	4.95	4.98	2.3	8.05	4.76	4.05	4.55	2.53	1.58
Total Iron (Field)	mg/L	NA	NA	2.5	0.60	0.40	2.0	1.0	0.50	NA	NA	NA
Ferrous Iron (Field)	mg/L	NA	NA	2.0	0.50	0.20	1.0	1.0	0.50	0.40	NA	NA

Table 7B

Summary of 2024 Post-injection Performance Monitoring Groundwater Analytical Data

Plant Hammond AP-1, Floyd County, Georgia

	Pilot Study Area	**HGWC-13 Area**										
	Sample Location	**PT-13**	**PT-13**	**PT-13**	**PT-13**	**PT-13**	**PT-13**	**PT-13**	**PT-13**	**PT-13**	**PT-13**	**PT-13**
	Sample Date	**08/14/2024**	**08/20/2024**	**09/04/2024**	**09/24/2024**	**10/01/2024**	**10/08/2024**	**10/15/2024**	**11/04/2024**	**12/02/2024**	**01/06/2025**	**02/04/2025**
ANALYTE	UNITS											
APPENDIX III												
Boron	mg/L	0.52	0.54	0.53	0.49	0.56	0.54	0.54	0.65	0.70	0.79 J	0.73
Calcium	mg/L	124	NA	120	122	NA	114	NA	119	129	113	114
Chloride	mg/L	17.7	NA	17.4	16.9	NA	18.8	NA	18.5	18.6	19.1	20.2
Fluoride	mg/L	0.28	NA	0.40	0.36	NA	0.35	NA	0.32	0.37	0.42	0.35
pH, Field	SU	6.93	6.62	6.76	6.52	6.63	6.65	6.66	6.7	6.82	6.8	6.82
Sulfate	mg/L	232	NA	241	261	NA	254	NA	199	200	186	161
TDS	mg/L	564	NA	570	518	NA	562	NA	550	528	540	527
APPENDIX IV												
Antimony	mg/L	< 0.00054	NA	< 0.00054	< 0.00054	NA	0.00066 J	NA	< 0.00054	< 0.00038	< 0.00050	< 0.00050
Arsenic	mg/L	0.26	0.25	0.31	0.021	0.0026 J	0.033	0.064	0.14	0.19	0.20	0.19
Barium	mg/L	0.043	NA	0.050	0.050	NA	0.050	NA	0.050	0.047	0.047	0.046
Beryllium	mg/L	< 0.000094	NA	< 0.000094	< 0.000094	NA	< 0.000094	NA	0.00011 J	0.000082 J	< 0.00015	< 0.00015
Cadmium	mg/L	< 0.00010	NA	< 0.00010	0.00011 J	NA	< 0.00010	NA	< 0.00010	0.000054 J	< 0.00012	< 0.00012
Chromium	mg/L	< 0.0019	NA	< 0.0019	< 0.0019	NA	< 0.0019	NA	< 0.0019	0.00039 J	< 0.0012	< 0.0012
Cobalt	mg/L	0.036	NA	0.038	0.022	NA	0.025	NA	0.024	0.023	0.021	0.018
Lead	mg/L	< 0.00016	NA	< 0.00016	0.00057 J	NA	< 0.00016	NA	< 0.00016	0.00011 J	< 0.00025	< 0.00025
Lithium	mg/L	0.058	NA	0.059	0.052	NA	0.053	NA	0.058	0.058	0.053	0.0520
Mercury	mg/L	< 0.00013	NA	< 0.00013	< 0.00013	NA	< 0.00013	NA	< 0.00013	< 0.00013	< 0.000091	< 0.00012
Molybdenum	mg/L	0.0072 J	NA	0.0088 J	0.0031 J	NA	0.0043 J	NA	0.0072 J	0.0085 J	0.0088 J	0.0099 J
Selenium	mg/L	< 0.00096	NA	< 0.00096	0.0013 J	NA	< 0.00096	NA	0.0011 J	0.0011 J	< 0.0012	< 0.0012
Thallium	mg/L	< 0.00038	NA	< 0.00038	< 0.00038	NA	< 0.00038	NA	< 0.00038	0.00023 J	0.00030 J	0.00021 J
Fluoride	mg/L	0.28	NA	0.40	0.36	NA	0.35	NA	0.32	0.37	0.42	0.35
Additional Parameters												
Bicarbonate Alkalinity as CaCO3	mg/L	118	NA	134	105	NA	132	NA	147	145	155	163
Carbonate Alkalinity as CaCO3	mg/L	< 5.0	NA	< 5.0	< 1.9	NA	< 1.9	NA	< 5.0	< 5.0	< 5.0	< 5.0
Total Alkalinity as CaCO3	mg/L	118	NA	134	105	NA	132	NA	147	145	155	163
Iron	mg/L	22.8	21.6	17.2	5.3	1.3	6.6	7.2	8.6	9.5	7.7	7.6
Magnesium	mg/L	16.9	NA	16.1	16.1	NA	16.2	NA	16.9	17.8	16.4	16.4
Manganese	mg/L	4.0	NA	4.1	3.2	NA	3.2	NA	2.9	3.0	2.8	2.9
Potassium	mg/L	5.4	NA	5.9	5.4	NA	5.7	NA	5.9	6.1	6.0	5.4
Sodium	mg/L	9.2	NA	10.6	9.2	NA	10.7	NA	11.3	10.1	8.8	8.4
Sulfide	mg/L	< 0.022	NA	< 0.022	< 0.011 H	NA	< 0.011	NA	< 0.022	< 0.022	< 0.022	< 0.022
Supplemental												
Oxidation Reduction Potential, Field	mV	-86.83	-61.57	-77.3	-13.81	716.91	-29.39	-50.75	-54.08	-59.12	-104.81	-84.83
pH, Field	SU	6.93	6.62	6.76	6.52	6.63	6.65	6.66	6.7	6.82	6.8	6.82
Dissolved Oxygen, Field	mg/L	0.59	0.97	0.03	0.37	0.06	0.15	0.92	3.41	0.52	0.04	0.13
Specific Conductance, Field	uS/cm	699.08	794.29	834.28	682.25	726.14	691.25	734.97	759.92	773.35	682.49	753.4
Temperature, Field	deg C	20.18	21.82	20.72	23.01	21.04	20.24	19.8	19.85	18.53	17.29	18.27
Turbidity, Field	NTU	2.64	3.99	2.64	4.97	4.83	4.83	4.98	4.66	4.74	4.96	4.9
Total Iron (Field)	mg/L	NA	NA	6.0	NA	NA	NA	5.0	5.0	4.0	6.8	5.5
Ferrous Iron (Field)	mg/L	NA	NA	5.5	NA	NA	NA	3.0	2.5	NA	6.6	4.0

Table 7B

Summary of 2024 Post-injection Performance Monitoring Groundwater Analytical Data

Plant Hammond AP-1, Floyd County, Georgia

	Pilot Study Area	**HGWC-13 Area**										
	Sample Location	**PT-13**	**PT-13**	**PT-14**	**PT-14**	**PT-14**	**PT-14**	**PT-14**	**PT-14**	**PT-14**	**PT-14**	**PT-14**
	Sample Date	**03/05/2025**	**04/02/2025**	**08/01/2024**	**08/08/2024**	**08/13/2024**	**08/20/2024**	**09/05/2024**	**09/24/2024**	**10/01/2024**	**10/08/2024**	**10/15/2024**
ANALYTE	UNITS											
APPENDIX III												
Boron	mg/L	0.81	0.84	0.55	0.55	0.60	0.59	0.62	0.59	0.56	0.57	0.59
Calcium	mg/L	125	127	123	NA	136	NA	121	135	NA	116	NA
Chloride	mg/L	17.3	18.5	17.8	NA	19.6	NA	19.1	19.6	NA	20.4	NA
Fluoride	mg/L	0.36	0.36	0.22	NA	0.21	NA	0.27	0.28	NA	0.27	NA
pH, Field	SU	6.93	6.85	6.84	6.95	7.03	6.75	6.99	6.69	6.73	6.87	6.94
Sulfate	mg/L	167	166	224	NA	239	NA	236	259	NA	249	NA
TDS	mg/L	528	517	599	NA	621	NA	586	588	NA	557	NA
APPENDIX IV												
Antimony	mg/L	< 0.00050	< 0.00050	< 0.00054	NA	< 0.00054	NA	< 0.00054	< 0.00054	NA	< 0.00054	NA
Arsenic	mg/L	0.19	0.17	0.15	0.22	0.24	0.23	0.23	0.058	0.040	0.15	0.20
Barium	mg/L	0.054	0.047	0.045	NA	0.048	NA	0.048	0.050	NA	0.047	NA
Beryllium	mg/L	0.00019 J	< 0.00015	< 0.000094	NA	< 0.000094	NA	< 0.000094	< 0.000094	NA	0.00011 J	NA
Cadmium	mg/L	< 0.00012	< 0.00012	< 0.00010	NA	< 0.00010	NA	< 0.00010	< 0.00010	NA	< 0.00010	NA
Chromium	mg/L	< 0.0012	< 0.0012	< 0.0019	NA	< 0.0019	NA	< 0.0019	< 0.0019	NA	< 0.0019	NA
Cobalt	mg/L	0.019	0.018	0.025	NA	0.028	NA	0.025	0.022	NA	0.023	NA
Lead	mg/L	0.00055 J	< 0.00025	< 0.00016	NA	< 0.00016	NA	< 0.00016	0.00038 J	NA	0.00026 J	NA
Lithium	mg/L	0.0448	0.0423	0.049	NA	0.053	NA	0.049	0.049	NA	0.046	NA
Mercury	mg/L	< 0.000091	< 0.000091	< 0.00013	NA	< 0.00013	NA	< 0.00013	< 0.00013	NA	< 0.00013	NA
Molybdenum	mg/L	0.011	0.0079 J	0.011	NA	0.014	NA	0.015	0.010	NA	0.015	NA
Selenium	mg/L	< 0.0012	< 0.0012	< 0.00096	NA	< 0.00096	NA	< 0.00096	< 0.00096	NA	< 0.00096	NA
Thallium	mg/L	0.00031 J	0.00036 J	< 0.00038	NA	< 0.00038	NA	< 0.00038	< 0.00038	NA	< 0.00038	NA
Fluoride	mg/L	0.36	0.36	0.22	NA	0.21	NA	0.27	0.28	NA	0.27	NA
Additional Parameters												
Bicarbonate Alkalinity as CaCO3	mg/L	160	166	153	NA	153	NA	156	142	NA	151	NA
Carbonate Alkalinity as CaCO3	mg/L	< 5.0	< 5.0	< 5.0	NA	< 5.0	NA	< 5.0	< 1.9	NA	< 1.9	NA
Total Alkalinity as CaCO3	mg/L	160	166	153	NA	153	NA	156	142	NA	151	NA
Iron	mg/L	6.3	5.8	17.5	17.3	18.9	17.7	14.9	9.9	6.7	13.7	14.4
Magnesium	mg/L	16.4	15.1	18.7	NA	21.0	NA	18.6	19.5	NA	18.5	NA
Manganese	mg/L	3.5 J	3.2	3.4	NA	3.6	NA	3.0	3.4	NA	2.8	NA
Potassium	mg/L	6.0	5.8	5.9	NA	6.4	NA	6.1	5.8	NA	6.1	NA
Sodium	mg/L	8.3	8.2	8.8	NA	9.7	NA	9.6	10.3	NA	11.1	NA
Sulfide	mg/L	< 0.022	< 0.022	< 0.022	NA	< 0.022	NA	< 0.022	< 0.011 H	NA	< 0.011	NA
Supplemental												
Oxidation Reduction Potential, Field	mV	334.98	-50.1	-113.97	-70.38	-102.92	-81.07	-73.89	-69.92	-42.98	-125.1	-125.03
pH, Field	SU	6.93	6.85	6.84	6.95	7.03	6.75	6.99	6.69	6.73	6.87	6.94
Dissolved Oxygen, Field	mg/L	0.16	0.04	0.16	1.7	0.15	1.51	0.05	0.24	0.13	0.19	0.01
Specific Conductance, Field	uS/cm	750.54	731.33	824.67	790.64	734.47	834.47	826.47	783.86	778.06	793.03	795.29
Temperature, Field	deg C	17.89	19.86	19.24	20.85	21.1	21.02	20.59	21.91	19.49	20.83	18.94
Turbidity, Field	NTU	3.82	4.97	0.96	2.96	0.85	1.12	1.7	4.97	4.89	4.2	4.23
Total Iron (Field)	mg/L	5.2	NA	NA	NA	NA	NA	6.0	NA	NA	NA	10
Ferrous Iron (Field)	mg/L	5.2	3.6	NA	NA	NA	NA	6.4	NA	NA	NA	5.0

Table 7B

Summary of 2024 Post-injection Performance Monitoring Groundwater Analytical Data

Plant Hammond AP-1, Floyd County, Georgia

	Pilot Study Area	**HGWC-13 Area**										
	Sample Location	**PT-14**	**PT-14**	**PT-14**	**PT-14**	**PT-14**	**PT-14**	**PT-15**	**PT-15**	**PT-15**	**PT-15**	**PT-15**
	Sample Date	**11/04/2024**	**12/02/2024**	**01/06/2025**	**02/04/2025**	**03/05/2025**	**04/02/2025**	**08/01/2024**	**08/09/2024**	**08/14/2024**	**08/20/2024**	**09/04/2024**
ANALYTE	UNITS											
APPENDIX III												
Boron	mg/L	0.66	0.74	0.80 J	0.75	0.78	0.81	0.63	0.60	0.63	0.63	0.69
Calcium	mg/L	123	137	125	123	114	111	117	NA	123	NA	107
Chloride	mg/L	15.2	17.8	19.5	20.5	16.4	15.8	14.4	NA	15.7	NA	15.2
Fluoride	mg/L	0.25	0.31	0.34	0.30	0.33	0.32	0.29	NA	0.29	NA	0.36
pH, Field	SU	6.9	7.18	6.9	6.81	7	6.96	6.79	6.91	6.97	6.72	6.82
Sulfate	mg/L	196	184	213	170	163	165	206	NA	212	NA	204
TDS	mg/L	628	560	551	546	510	515	544	NA	548	NA	521
APPENDIX IV												
Antimony	mg/L	< 0.00054	< 0.00038	< 0.00050	< 0.00050	< 0.00050	< 0.00050	< 0.00054	NA	< 0.00054	NA	< 0.00054
Arsenic	mg/L	0.26	0.27	0.26	0.26	0.37	0.42	0.42	0.43	0.42	0.42	0.43
Barium	mg/L	0.045	0.043	0.043	0.043	0.045	0.042	0.042	NA	0.044	NA	0.048
Beryllium	mg/L	< 0.000094	0.000056 J	< 0.00015	< 0.00015	< 0.00015	< 0.00015	< 0.000094	NA	0.000096 J	NA	0.000099 J
Cadmium	mg/L	< 0.00010	< 0.000041	< 0.00012	< 0.00012	< 0.00012	< 0.00012	< 0.00010	NA	< 0.00010	NA	< 0.00010
Chromium	mg/L	< 0.0019	0.00036 J	< 0.0012	< 0.0012	< 0.0012	< 0.0012	< 0.0019	NA	< 0.0019	NA	< 0.0019
Cobalt	mg/L	0.023	0.024	0.023	0.019	0.025	0.022	0.056	NA	0.061	NA	0.079
Lead	mg/L	< 0.00016	0.00015 J	< 0.00025	< 0.00025	< 0.00025	< 0.00025	< 0.00016	NA	< 0.00016	NA	< 0.00016
Lithium	mg/L	0.051	0.054	0.054	0.0528	0.0489	0.0470	0.050	NA	0.052	NA	0.042
Mercury	mg/L	< 0.00013	< 0.00013	< 0.000091	< 0.00012	< 0.000091	< 0.000091	< 0.00013	NA	< 0.00013	NA	< 0.00013
Molybdenum	mg/L	0.016	0.016	0.013	0.015	0.012	0.010	0.013	NA	0.013	NA	0.017
Selenium	mg/L	0.0012 J	0.0010 J	< 0.0012	< 0.0012	< 0.0012	< 0.0012	< 0.00096	NA	< 0.00096	NA	< 0.00096
Thallium	mg/L	< 0.00038	< 0.00020	0.00015 J	< 0.00015	0.00016 J	0.00019 J	< 0.00038	NA	< 0.00038	NA	< 0.00038
Fluoride	mg/L	0.25	0.31	0.34	0.30	0.33	0.32	0.29	NA	0.29	NA	0.36
Additional Parameters												
Bicarbonate Alkalinity as CaCO3	mg/L	148	149	161	170	154	163	129	NA	128	NA	149
Carbonate Alkalinity as CaCO3	mg/L	< 5.0	< 5.0	< 5.0	< 5.0	< 5.0	< 5.0	< 5.0	NA	< 5.0	NA	< 5.0
Total Alkalinity as CaCO3	mg/L	148	149	161	170	154	163	129	NA	128	NA	149
Iron	mg/L	13.5	14.2	10.5	11.7	10.7	10.7	13.4	14.5	12.8	13.3	7.4
Magnesium	mg/L	17.6	18.9	16.8	16.8	16.3	14.8	14.5	NA	15.3	NA	13.1
Manganese	mg/L	2.8	2.9	3.2	3.1	3.4 J	3.3	5.4	NA	5.5	NA	4.9
Potassium	mg/L	5.8	6.1	5.7	5.6	6.0	5.7	5.4	NA	5.3	NA	5.0
Sodium	mg/L	8.7	8.0	7.9	8.8	8.4	7.3	7.7	NA	8.1	NA	7.9
Sulfide	mg/L	< 0.022	< 0.022	< 0.022	< 0.022	< 0.022	< 0.022	< 0.022	NA	< 0.022	NA	< 0.022
Supplemental												
Oxidation Reduction Potential, Field	mV	-100.01	-85.02	-106.69	-71.64	-78.32	-102.32	-67.75	-77.45	-76.12	-64.13	-95.53
pH, Field	SU	6.9	7.18	6.9	6.81	7	6.96	6.79	6.91	6.97	6.72	6.82
Dissolved Oxygen, Field	mg/L	0.33	0.11	4.01	0.06	1.63	0.11	1.89	0.06	0.39	0.77	0.06
Specific Conductance, Field	uS/cm	769.88	787.18	760.72	790.08	719.2	726.72	705.43	706.7	660.8	740.25	765.04
Temperature, Field	deg C	19.23	18.13	17.13	18.25	17.84	20.72	23.76	20.77	21.85	21.77	20.77
Turbidity, Field	NTU	1.12	4.76	4.85	3.72	3.59	4.58	0.82	1.07	0.97	4.41	4.65
Total Iron (Field)	mg/L	16	5.6	7.0	6.5	7.0	NA	NA	NA	NA	NA	4.5
Ferrous Iron (Field)	mg/L	2.5	5.2	7.0	5.5	3.5	4.4	NA	NA	NA	NA	2.0

Table 7B

Summary of 2024 Post-injection Performance Monitoring Groundwater Analytical Data

Plant Hammond AP-1, Floyd County, Georgia

	Pilot Study Area	**HGWC-13 Area**									
	Sample Location	**PT-15**	**PT-15**	**PT-15**	**PT-15**	**PT-15**	**PT-15**	**PT-15**	**PT-15**	**PT-15**	**PT-15**
	Sample Date	**09/24/2024**	**10/01/2024**	**10/08/2024**	**10/15/2024**	**11/04/2024**	**12/02/2024**	**01/06/2025**	**02/04/2025**	**03/05/2025**	**04/02/2025**
ANALYTE	UNITS										
APPENDIX III											
Boron	mg/L	0.64	0.63	0.60	0.62	0.74	0.86	0.90 J	0.80	0.86	0.87
Calcium	mg/L	118	NA	109	NA	119	129	121	117	120	122
Chloride	mg/L	14.5	NA	17.2	NA	16.0	17.4	16.1	17.4	15.2	16.9
Fluoride	mg/L	0.31	NA	0.31	NA	0.28	0.37	0.37	0.32	0.33	0.32
pH, Field	SU	6.73	6.81	6.72	7.04	6.7	6.76	6.76	6.79	6.88	6.78
Sulfate	mg/L	242	NA	245	NA	194	175	187	173	172	170
TDS	mg/L	473	NA	509	NA	543	497	519	515	524	511
APPENDIX IV											
Antimony	mg/L	0.00065 J	NA	0.00061 J	NA	< 0.00054	0.00063 J	< 0.00050	< 0.00050	< 0.00050	< 0.00050
Arsenic	mg/L	0.0097	0.0034 J	0.013	0.022	0.040	0.024	0.053	0.078	0.079	0.088
Barium	mg/L	0.049	NA	0.051	NA	0.051	0.051	0.049	0.052	0.053	0.051
Beryllium	mg/L	< 0.000094	NA	0.00012 J	NA	< 0.000094	0.000062 J	< 0.00015	< 0.00015	< 0.00015	< 0.00015
Cadmium	mg/L	0.00029 J	NA	0.00025 J	NA	0.00034 J	0.00025 J	0.00039 J	0.00031 J	0.00038 J	0.00032 J
Chromium	mg/L	< 0.0019	NA	< 0.0019	NA	< 0.0019	0.00026 J	< 0.0012	< 0.0012	< 0.0012	< 0.0012
Cobalt	mg/L	0.012	NA	0.016	NA	0.019	0.025	0.025	0.026	0.027	0.028
Lead	mg/L	< 0.00016	NA	< 0.00016	NA	< 0.00016	< 0.000076	< 0.00025	< 0.00025	< 0.00025	< 0.00025
Lithium	mg/L	0.040	NA	0.038	NA	0.046	0.041	0.043	0.0421	0.0390	0.0355
Mercury	mg/L	< 0.00013	NA	< 0.00013	NA	< 0.00013	< 0.00013	< 0.000091	< 0.00012	< 0.000091	< 0.000091
Molybdenum	mg/L	0.010	NA	0.011	NA	0.012	0.015	0.014	0.014	0.017	0.012
Selenium	mg/L	0.0038 J	NA	0.0029 J	NA	0.0020 J	0.0017 J	< 0.0012	< 0.0012	< 0.0012	< 0.0012
Thallium	mg/L	0.00044 J	NA	0.00039 J	NA	0.00041 J	0.00044 J	0.00055 J	0.00050 J	0.00063 J	0.00062 J
Fluoride	mg/L	0.31	NA	0.31	NA	0.28	0.37	0.37	0.32	0.33	0.32
Additional Parameters											
Bicarbonate Alkalinity as CaCO3	mg/L	81.7	NA	114	NA	140	141	155	146	153	157
Carbonate Alkalinity as CaCO3	mg/L	< 1.9	NA	< 1.9	NA	< 5.0	< 5.0	< 5.0	< 5.0	< 5.0	< 5.0
Total Alkalinity as CaCO3	mg/L	81.7	NA	114	NA	140	141	155	146	153	157
Iron	mg/L	0.15	0.12	0.95	1.2	1.1	0.38	0.90	2.3	0.65	1.1
Magnesium	mg/L	12.3	NA	13.4	NA	14.2	14.6	14.3	14.6	14.3	13.3
Manganese	mg/L	2.3	NA	2.5	NA	2.9	2.4	4.0	4.1	4.7	4.1
Potassium	mg/L	5.1	NA	5.3	NA	5.3	6.1	5.7	5.4	5.6	5.5
Sodium	mg/L	7.7	NA	9.2	NA	8.8	9.3	7.7	7.4	7.0	7.0
Sulfide	mg/L	< 0.011 H	NA	< 0.011	NA	< 0.022	< 0.022	< 0.022	< 0.022	< 0.022	< 0.022
Supplemental											
Oxidation Reduction Potential, Field	mV	41.74	61.86	13.17	-19.57	-26.73	13.95	-24.43	-47.44	571.81	48.82
pH, Field	SU	6.73	6.81	6.72	7.04	6.7	6.76	6.76	6.79	6.88	6.78
Dissolved Oxygen, Field	mg/L	0.43	0.55	0.91	0.05	0.16	0.32	0.48	0.11	0.22	0.13
Specific Conductance, Field	uS/cm	582.11	771.11	674.38	710.88	724.15	703.58	643.69	748.89	732.7	728.24
Temperature, Field	deg C	20.93	20.64	20.43	19.83	19.69	18.43	16.09	19.68	17.41	19.65
Turbidity, Field	NTU	0.55	4.97	3.69	3.45	0.21	2.7	4.4	2.75	1.38	1.05
Total Iron (Field)	mg/L	NA	NA	NA	1.5	1.5	0.20	1.2	5.5	1.2	NA
Ferrous Iron (Field)	mg/L	NA	NA	NA	1.0	1.5	ND	1.2	2.5	1.0	1.2

Table 7B

Summary of 2024 Post-injection Performance Monitoring Groundwater Analytical Data

Plant Hammond AP-1, Floyd County, Georgia

	Pilot Study Area	**HGWC-8 Area**										
	Sample Location	**PT-09**	**PT-09**	**PT-09**	**PT-09**	**PT-09**	**PT-09**	**PT-09**	**PT-09**	**PT-09**	**PT-09**	**PT-09**
	Sample Date	**06/26/2024**	**07/31/2024**	**08/06/2024**	**08/12/2024**	**08/21/2024**	**09/04/2024**	**09/25/2024**	**10/02/2024**	**10/09/2024**	**10/16/2024**	**11/05/2024**
ANALYTE	UNITS											
APPENDIX III												
Boron	mg/L	1.5	1.1	1.1	1.2	1.3	1.4	1.2	1.4	1.4	1.3	1.6
Calcium	mg/L	93.2	96.9	NA	92.5	NA	87.9	111	NA	92.4	NA	106
Chloride	mg/L	48.9	29.3	NA	42.3	NA	45.3	39.4	NA	45.9	NA	48.3
Fluoride	mg/L	0.33	0.33	NA	0.35	NA	0.43	0.33	NA	0.39	NA	0.37
pH, Field	SU	6.91	6.9	6.93	7.02	6.83	6.86	6.67	6.81	6.9	6.79	6.79
Sulfate	mg/L	125	172	NA	157	NA	149	236	NA	200	NA	165
TDS	mg/L	469	500	NA	521	NA	486	547	NA	493	NA	563
APPENDIX IV												
Antimony	mg/L	< 0.00054	0.0010 J	NA	< 0.00054	NA	< 0.00054	< 0.00054	NA	< 0.00054	NA	0.00060 J
Arsenic	mg/L	< 0.00084	< 0.00084	NA	< 0.00084	NA	< 0.00084	0.0034 J	NA	< 0.00084	NA	0.0028 J
Barium	mg/L	0.070	0.072	NA	0.066	NA	0.068	0.089	NA	0.073	NA	0.072
Beryllium	mg/L	0.00015 J	0.00013 J	NA	< 0.000094	NA	< 0.000094	< 0.000094	NA	< 0.000094	NA	< 0.000094
Cadmium	mg/L	0.00010 J	0.00028 J	NA	0.00021 J	NA	0.00021 J	0.00030 J	NA	0.00018 J	NA	0.00023 J
Chromium	mg/L	< 0.0019	< 0.0019	NA	< 0.0019	NA	< 0.0019	< 0.0019	NA	< 0.0019	NA	< 0.0019
Cobalt	mg/L	0.0015 J	0.0037 J	NA	0.0033 J	NA	0.0027 J	0.0066	NA	0.0040 J	NA	0.0040 J
Lead	mg/L	0.00033 J	< 0.00016	NA	< 0.00016	NA	< 0.00016	< 0.00016	NA	< 0.00016	NA	< 0.00016
Lithium	mg/L	< 0.0016	0.0019 J	NA	0.0019 J	NA	0.0022 J	0.0035 J	NA	0.0021 J	NA	0.0029 J
Mercury	mg/L	< 0.00013	< 0.00013	NA	< 0.00013	NA	< 0.00013	< 0.00013	NA	< 0.00013	NA	< 0.00013
Molybdenum	mg/L	0.28	0.24	0.24	0.25	0.24	0.26	0.14	0.14	0.18	0.18	0.22
Selenium	mg/L	< 0.00096	< 0.00096	NA	< 0.00096	NA	< 0.00096	< 0.00096	NA	< 0.00096	NA	0.00099 J
Thallium	mg/L	< 0.00038	< 0.00038	NA	< 0.00038	NA	< 0.00038	< 0.00038	NA	< 0.00038	NA	< 0.00038
Fluoride	mg/L	0.33	0.33	NA	0.35	NA	0.43	0.33	NA	0.39	NA	0.37
Additional Parameters												
Bicarbonate Alkalinity as CaCO3	mg/L	117	119	NA	120	NA	121	112	NA	123	NA	122
Carbonate Alkalinity as CaCO3	mg/L	< 5.0	< 5.0	NA	< 5.0	NA	< 5.0	< 1.9	NA	< 1.9	NA	< 5.0
Total Alkalinity as CaCO3	mg/L	117	119	NA	120	NA	121	112	NA	123	NA	122
Iron	mg/L	1.2	0.13	0.31	0.34	0.23	0.31	0.24	0.12	0.073	0.34	0.37
Magnesium	mg/L	17.1	24.5	NA	23.9	NA	24.9	27.2	NA	25.3	NA	25.0
Manganese	mg/L	0.22	0.47	NA	0.36	NA	0.28	0.73	NA	0.58	NA	0.44
Potassium	mg/L	7.2	6.1	NA	6.1	NA	6.1	5.8	NA	6.0	NA	6.4
Sodium	mg/L	12.1	6.6	NA	7.8	NA	8.9	7.0	NA	9.5	NA	9.7
Sulfide	mg/L	< 0.022	< 0.022	NA	< 0.022	NA	< 0.022	< 0.011 H	NA	< 0.011	NA	< 0.022
Supplemental												
Oxidation Reduction Potential, Field	mV	29.99	113.75	36.62	53.69	107.95	39.09	45.21	447.23	100.9	39.18	74.25
pH, Field	SU	6.91	6.9	6.93	7.02	6.83	6.86	6.67	6.81	6.9	6.79	6.79
Dissolved Oxygen, Field	mg/L	0.16	0.54	0.22	0.04	0.3	0.01	0.83	0.05	0.04	0.04	0.15
Specific Conductance, Field	uS/cm	673.97	699.07	660	601.6	665.92	634.71	737.13	696.66	722.62	759.06	756.7
Temperature, Field	deg C	20.57	19.5	22.69	22.39	23.47	21.70	20.24	21.11	21.43	19.06	20.16
Turbidity, Field	NTU	9.9	3.03	4.97	4.48	4.84	4.74	4.9	3.87	3.46	4.92	3.78
Total Iron (Field)	mg/L	NA	NA	NA	NA	NA	3.5	NA	NA	NA	ND	ND
Ferrous Iron (Field)	mg/L	NA	NA	NA	NA	NA	3.0	NA	NA	NA	ND	ND

Table 7B

Summary of 2024 Post-injection Performance Monitoring Groundwater Analytical Data

Plant Hammond AP-1, Floyd County, Georgia

	Pilot Study Area	**HGWC-8 Area**										
	Sample Location	**PT-09**	**PT-09**	**PT-09**	**PT-09**	**PT-09**	**PT-10**	**PT-10**	**PT-10**	**PT-10**	**PT-10**	**PT-10**
	Sample Date	**12/03/2024**	**01/07/2025**	**02/05/2025**	**03/06/2025**	**04/03/2025**	**06/26/2024**	**07/31/2024**	**08/01/2024**	**08/05/2024**	**08/09/2024**	**08/13/2024**
ANALYTE	UNITS											
APPENDIX III												
Boron	mg/L	1.6	1.8	1.6	1.8	1.8	1.4	1.6	NA	0.015 J	NA	1.7
Calcium	mg/L	116	90.2	89.3	98.6	102	104	102	NA	NA	NA	107
Chloride	mg/L	48.3	50.2	50.4	57.6	56.9	47.2	46.4	NA	NA	NA	47.5
Fluoride	mg/L	0.40	0.37	0.37	0.31	0.30	0.22	0.22	NA	NA	NA	0.25
pH, Field	SU	7.09	6.94	6.68	6.81	6.78	6.88	NA	6.85	NA	6.87	7.05
Sulfate	mg/L	157	127	111	128	122	135	117	NA	NA	NA	122
TDS	mg/L	521	490	422	488	516	480	535	NA	NA	NA	449
APPENDIX IV												
Antimony	mg/L	< 0.00038	< 0.00050	< 0.00050	< 0.00050	< 0.00050	< 0.00054	< 0.00054	NA	NA	NA	0.0010 J
Arsenic	mg/L	0.0020 J	< 0.0012	< 0.0012	< 0.0012	< 0.0012	< 0.00084	< 0.00084	NA	NA	NA	< 0.00084
Barium	mg/L	0.066	0.065	0.060	0.068	0.064	0.050	0.046	NA	NA	NA	0.049
Beryllium	mg/L	0.000030 J	< 0.00015	< 0.00015	< 0.00015	< 0.00015	< 0.000094	< 0.000094	NA	NA	NA	< 0.000094
Cadmium	mg/L	0.00024 J	0.00013 J	< 0.00012	0.00013 J	< 0.00012	< 0.00010	0.00012 J	NA	NA	NA	0.00013 J
Chromium	mg/L	0.00037 J	< 0.0012	< 0.0012	< 0.0012	< 0.0012	< 0.0019	< 0.0019	NA	NA	NA	< 0.0019
Cobalt	mg/L	0.0028 J	0.0023 J	0.0022 J	0.0022 J	0.0015 J	0.0015 J	0.0015 J	NA	NA	NA	0.0016 J
Lead	mg/L	< 0.000076	< 0.00025	< 0.00025	< 0.00025	< 0.00025	< 0.00016	< 0.00016	NA	NA	NA	< 0.00016
Lithium	mg/L	0.0025 J	0.0021 J	0.00155 J	0.00101 J	0.00124 J	< 0.0016	< 0.0016	NA	NA	NA	< 0.0016
Mercury	mg/L	< 0.00013	< 0.000091	< 0.00012	< 0.000091	< 0.000091	< 0.00013	< 0.00013	NA	NA	NA	< 0.00013
Molybdenum	mg/L	0.25	0.19	0.23	0.17	0.16	0.13	0.15	NA	< 0.00062	NA	0.17
Selenium	mg/L	0.00096 J	< 0.0012	< 0.0012	< 0.0012	< 0.0012	< 0.00096	< 0.00096	NA	NA	NA	< 0.00096
Thallium	mg/L	< 0.00020	0.00019 J	< 0.00015	0.00017 J	0.00017 J	< 0.00038	< 0.00038	NA	NA	NA	< 0.00038
Fluoride	mg/L	0.40	0.37	0.37	0.31	0.30	0.22	0.22	NA	NA	NA	0.25
Additional Parameters												
Bicarbonate Alkalinity as CaCO3	mg/L	121	131	131	130	126	121	133	NA	NA	NA	133
Carbonate Alkalinity as CaCO3	mg/L	< 5.0	< 5.0	< 5.0	< 5.0	< 5.0	< 5.0	< 5.0	NA	NA	NA	< 5.0
Total Alkalinity as CaCO3	mg/L	121	131	131	130	126	121	133	NA	NA	NA	133
Iron	mg/L	0.049	0.26	1.0	0.55	0.061	0.13	< 0.025	NA	0.11	NA	0.31
Magnesium	mg/L	23.1	20.7	20.6	20.3	17.1	14.1	13.7	NA	NA	NA	14.4
Manganese	mg/L	0.37	0.36 J	0.33	0.44	0.36 J	0.54	0.48	NA	NA	NA	0.50
Potassium	mg/L	6.9	6.7	6.2	7.1	6.3	7.2	6.7	NA	NA	NA	7.2
Sodium	mg/L	10.1	14.1	12.3	14.4	12.1	9.6	8.8	NA	NA	NA	9.1
Sulfide	mg/L	< 0.022	< 0.022	< 0.022	< 0.022	< 0.022	< 0.022	< 0.022	NA	NA	NA	< 0.022
Supplemental												
Oxidation Reduction Potential, Field	mV	40.04	33.41	79.84	406.97	55.27	37.29	NA	124.56	NA	33.6	44
pH, Field	SU	7.09	6.94	6.68	6.81	6.78	6.88	NA	6.85	NA	6.87	7.05
Dissolved Oxygen, Field	mg/L	0.69	0.13	0.1	0.1	0.05	0.06	NA	1.15	NA	0.11	0.04
Specific Conductance, Field	uS/cm	730.13	641.49	693.51	733.89	716.18	700.17	NA	667.61	NA	644.85	579.22
Temperature, Field	deg C	17.31	15.9	18.52	16.48	20.38	22.57	NA	17.27	NA	22.38	22.14
Turbidity, Field	NTU	1.41	4.93	4.62	4.73	4.85	2.14	NA	1.34	NA	3.87	4.87
Total Iron (Field)	mg/L	ND	0.20	ND	0.75	NA	NA	NA	NA	NA	NA	NA
Ferrous Iron (Field)	mg/L	ND	ND	ND	0.75	ND	NA	NA	NA	NA	NA	NA

Table 7B

Summary of 2024 Post-injection Performance Monitoring Groundwater Analytical Data

Plant Hammond AP-1, Floyd County, Georgia

	Pilot Study Area	**HGWC-8 Area**										
	Sample Location	**PT-10**	**PT-10**	**PT-10**	**PT-10**	**PT-10**	**PT-10**	**PT-10**	**PT-10**	**PT-10**	**PT-10**	**PT-10**
	Sample Date	**08/20/2024**	**09/04/2024**	**09/25/2024**	**10/02/2024**	**10/09/2024**	**10/16/2024**	**11/05/2024**	**12/03/2024**	**01/07/2025**	**02/05/2025**	**03/06/2025**
ANALYTE	UNITS											
APPENDIX III												
Boron	mg/L	1.7	1.6	1.6	1.7	1.6	1.5	1.7	1.7	1.6	1.5	1.4
Calcium	mg/L	NA	99.0	113	NA	109	NA	107	114	93.1	98.1	96.7
Chloride	mg/L	NA	46.2	49.6	NA	50.0	NA	45.1	46.1	50.4	46.3	48.4
Fluoride	mg/L	NA	0.28	0.32	NA	0.29	NA	0.27	0.27	0.20	0.19	0.19
pH, Field	SU	6.86	6.96	6.69	6.99	7.01	8.15	6.9	6.83	6.6	6.66	6.71
Sulfate	mg/L	NA	118	158	NA	165	NA	129	130	112	110	114
TDS	mg/L	NA	473	521	NA	484	NA	527	470	414	401	455
APPENDIX IV												
Antimony	mg/L	NA	< 0.00054	< 0.00054	NA	< 0.00054	NA	< 0.00054	< 0.00038	< 0.00050	< 0.00050	< 0.00050
Arsenic	mg/L	NA	< 0.00084	0.0024 J	NA	< 0.00084	NA	0.0021 J	< 0.0016	< 0.0012	< 0.0012	< 0.0012
Barium	mg/L	NA	0.047	0.053	NA	0.054	NA	0.050	0.047	0.048	0.046	0.051
Beryllium	mg/L	NA	< 0.000094	< 0.000094	NA	< 0.000094	NA	< 0.000094	< 0.000026	< 0.00015	< 0.00015	< 0.00015
Cadmium	mg/L	NA	0.00011 J	0.00017 J	NA	< 0.00010	NA	0.00013 J	0.00015 J	< 0.00012	< 0.00012	< 0.00012
Chromium	mg/L	NA	< 0.0019	0.0039 J	NA	< 0.0019	NA	< 0.0019	0.00025 J	< 0.0012	< 0.0012	< 0.0012
Cobalt	mg/L	NA	0.0015 J	0.0019 J	NA	0.0013 J	NA	0.0014 J	0.0015 J	0.0013 J	0.0014 J	0.0013 J
Lead	mg/L	NA	< 0.00016	< 0.00016	NA	< 0.00016	NA	< 0.00016	< 0.000076	< 0.00025	< 0.00025	< 0.00025
Lithium	mg/L	NA	< 0.0016	< 0.0016	NA	< 0.0016	NA	< 0.0016	0.0010 J	0.00058 J	0.000905 J	0.00111 J
Mercury	mg/L	NA	< 0.00013	< 0.00013	NA	< 0.00013	NA	< 0.00013	< 0.00013	< 0.000091	< 0.00012	< 0.000091
Molybdenum	mg/L	0.16	0.18	0.23	0.16	0.18	0.16	0.21	0.18	0.043	0.079	0.052
Selenium	mg/L	NA	< 0.00096	< 0.00096	NA	< 0.00096	NA	0.0011 J	0.00095 J	< 0.0012	< 0.0012	< 0.0012
Thallium	mg/L	NA	< 0.00038	< 0.00038	NA	< 0.00038	NA	< 0.00038	< 0.00020	< 0.00015	< 0.00015	< 0.00015
Fluoride	mg/L	NA	0.28	0.32	NA	0.29	NA	0.27	0.27	0.20	0.19	0.19
Additional Parameters												
Bicarbonate Alkalinity as CaCO3	mg/L	NA	130	131	NA	141	NA	132	118	105	114	115
Carbonate Alkalinity as CaCO3	mg/L	NA	< 5.0	< 1.9	NA	< 1.9	NA	< 5.0	< 5.0	< 5.0	< 5.0	< 5.0
Total Alkalinity as CaCO3	mg/L	NA	130	131	NA	141	NA	132	118	105	114	115
Iron	mg/L	0.18	0.077	0.060	0.17	0.12	0.51	0.033 J	< 0.025	0.19	1.0	0.17
Magnesium	mg/L	NA	13.1	14.2	NA	14.1	NA	13.9	13.8	12.3	12.9	12.5
Manganese	mg/L	NA	0.42	0.43	NA	0.60	NA	0.40	0.37	0.42 J	0.43	0.55
Potassium	mg/L	NA	6.8	6.6	NA	7.0	NA	6.9	7.1	7.1	6.6	6.9
Sodium	mg/L	NA	8.7	9.0	NA	9.1	NA	9.2	8.8	10.3	9.1	9.8
Sulfide	mg/L	NA	< 0.022	< 0.011 H	NA	< 0.011	NA	< 0.022	< 0.022	< 0.022	< 0.022	< 0.022
Supplemental												
Oxidation Reduction Potential, Field	mV	149.87	410.18	51.4	-6.23	-19.44	-103.72	126.05	57.02	12.01	13.17	1.52
pH, Field	SU	6.86	6.96	6.69	6.99	7.01	8.15	6.9	6.83	6.6	6.66	6.71
Dissolved Oxygen, Field	mg/L	0.48	0.42	0.38	0.28	0.24	0.12	0.09	0.15	0.07	0.24	0.43
Specific Conductance, Field	uS/cm	664.93	662.09	661.53	674.4	679.88	708.42	677.87	678.04	546.13	623.67	672.95
Temperature, Field	deg C	22.76	22	19.71	21.62	20.49	17.85	19.54	18.32	15.87	17.9	15.74
Turbidity, Field	NTU	4.27	1.36	3.46	2.31	0.24	4.53	1.92	0.94	2.65	1.49	0.78
Total Iron (Field)	mg/L	NA	ND	NA	NA	NA	0.50	ND	ND	ND	1.0	ND
Ferrous Iron (Field)	mg/L	NA	ND	NA	NA	NA	0.25	ND	ND	ND	ND	ND

Table 7B

Summary of 2024 Post-injection Performance Monitoring Groundwater Analytical Data

Plant Hammond AP-1, Floyd County, Georgia

	Pilot Study Area	**HGWC-8 Area**									
	Sample Location	**PT-10**	**PT-11**	**PT-11**	**PT-11**	**PT-11**	**PT-11**	**PT-11**	**PT-11**	**PT-11**	**PT-11**
	Sample Date	**04/03/2025**	**08/07/2024**	**08/12/2024**	**08/21/2024**	**09/04/2024**	**09/25/2024**	**10/02/2024**	**10/09/2024**	**10/16/2024**	**11/05/2024**
ANALYTE	UNITS										
APPENDIX III											
Boron	mg/L	1.7	1.3	1.5	1.5	1.4	1.5	1.3	1.5	1.3	1.6
Calcium	mg/L	124	NA	96.7	NA	94.9	109	NA	91.9	NA	112
Chloride	mg/L	54.3	NA	41.7	NA	46.1	48.3	NA	37.6	NA	46.9
Fluoride	mg/L	0.15	NA	0.32	NA	0.43	0.33	NA	0.32	NA	0.31
pH, Field	SU	6.82	6.79	6.97	6.82	6.95	6.63	6.64	6.64	6.57	6.8
Sulfate	mg/L	138	NA	139	NA	139	200	NA	211	NA	156
TDS	mg/L	532	NA	456	NA	483	546	NA	496	NA	563
APPENDIX IV											
Antimony	mg/L	< 0.00050	NA	< 0.00054	NA	< 0.00054	< 0.00054	NA	< 0.00054	NA	< 0.00054
Arsenic	mg/L	< 0.0012	NA	< 0.00084	NA	0.00087 J	0.0031 J	NA	0.0014 J	NA	0.0030 J
Barium	mg/L	0.056	NA	0.072	NA	0.070	0.078	NA	0.067	NA	0.074
Beryllium	mg/L	< 0.00015	NA	< 0.000094	NA	< 0.000094	< 0.000094	NA	< 0.000094	NA	< 0.000094
Cadmium	mg/L	< 0.00012	NA	0.00022 J	NA	0.00017 J	0.00030 J	NA	0.00017 J	NA	0.00018 J
Chromium	mg/L	< 0.0012	NA	< 0.0019	NA	< 0.0019	< 0.0019	NA	< 0.0019	NA	< 0.0019
Cobalt	mg/L	< 0.0012	NA	0.015	NA	0.0066	0.025	NA	0.015	NA	0.0079
Lead	mg/L	< 0.00025	NA	< 0.00016	NA	< 0.00016	< 0.00016	NA	< 0.00016	NA	< 0.00016
Lithium	mg/L	0.00160 J	NA	0.0059 J	NA	0.0039 J	0.0067 J	NA	0.0057 J	NA	0.0046 J
Mercury	mg/L	< 0.000091	NA	< 0.00013	NA	< 0.00013	< 0.00013	NA	< 0.00013	NA	< 0.00013
Molybdenum	mg/L	0.040	0.086	0.10	0.12	0.14	0.074	0.069	0.066	0.062	0.11
Selenium	mg/L	< 0.0012	NA	< 0.00096	NA	< 0.00096	< 0.00096	NA	< 0.00096	NA	< 0.00096
Thallium	mg/L	< 0.00015	NA	< 0.00038	NA	< 0.00038	< 0.00038	NA	< 0.00038	NA	< 0.00038
Fluoride	mg/L	0.15	NA	0.32	NA	0.43	0.33	NA	0.32	NA	0.31
Additional Parameters											
Bicarbonate Alkalinity as CaCO3	mg/L	134	NA	126	NA	133	98.0	NA	108	NA	128
Carbonate Alkalinity as CaCO3	mg/L	< 5.0	NA	< 5.0	NA	< 5.0	< 1.9	NA	< 1.9	NA	< 5.0
Total Alkalinity as CaCO3	mg/L	134	NA	126	NA	133	98.0	NA	108	NA	128
Iron	mg/L	0.18	0.36	0.25	0.10	0.41	3.7	1.8	0.24	0.82	0.19
Magnesium	mg/L	12.3	NA	20.6	NA	17.8	20.3	NA	21.6	NA	19.1
Manganese	mg/L	0.71	NA	1.0	NA	0.59	1.4	NA	1.1	NA	0.66
Potassium	mg/L	6.8	NA	6.1	NA	6.1	5.6	NA	5.7	NA	6.3
Sodium	mg/L	9.1	NA	8.5	NA	8.6	8.1	NA	7.8	NA	9.1
Sulfide	mg/L	< 0.022	NA	< 0.022	NA	< 0.022	< 0.011 H	NA	< 0.011	NA	< 0.022
Supplemental											
Oxidation Reduction Potential, Field	mV	139.02	30.21	55.49	112.47	55.38	-13.49	406.71	21.8	21.06	59.93
pH, Field	SU	6.82	6.79	6.97	6.82	6.95	6.63	6.64	6.64	6.57	6.8
Dissolved Oxygen, Field	mg/L	0.11	0.06	0.07	0.12	0	0.07	0.06	0.16	0.08	0.14
Specific Conductance, Field	uS/cm	767.32	642.12	586.44	660.19	619.84	676.04	658.94	664.68	735.6	735.89
Temperature, Field	deg C	20.49	21.8	21.66	21.37	21.51	20.04	21.2	20.48	18.96	19.82
Turbidity, Field	NTU	0.49	4.9	4.4	4.4	4.82	4.97	4.7	1.23	4.84	1.79
Total Iron (Field)	mg/L	NA	NA	NA	NA	0.30	NA	NA	NA	1.0	ND
Ferrous Iron (Field)	mg/L	ND	NA	NA	NA	ND	NA	NA	NA	0.5	ND

Table 7B

Summary of 2024 Post-injection Performance Monitoring Groundwater Analytical Data

Plant Hammond AP-1, Floyd County, Georgia

	Pilot Study Area	**HGWC-8 Area**									
	Sample Location	**PT-11**	**PT-11**	**PT-11**	**PT-11**	**PT-11**	**PT-12**	**PT-12**	**PT-12**	**PT-12**	**PT-12**
	Sample Date	**12/03/2024**	**01/07/2025**	**02/05/2025**	**03/06/2025**	**04/03/2025**	**08/06/2024**	**08/13/2024**	**08/21/2024**	**09/04/2024**	**09/25/2024**
ANALYTE	UNITS										
APPENDIX III											
Boron	mg/L	1.6	1.7	1.5	1.6	1.5	1.1	1.1	1.2	1.0	0.81
Calcium	mg/L	120	88.8	95.8	89.2	97.3	NA	98.4	NA	90.2	106
Chloride	mg/L	44.0	34.5	37.7	34.7	39.0	NA	31.7	NA	28.7	22.9
Fluoride	mg/L	0.31	0.28	0.27	0.29	0.28	NA	0.32	NA	0.38	0.27
pH, Field	SU	7.08	6.87	6.65	6.86	6.75	6.87	7.04	6.84	6.88	6.51
Sulfate	mg/L	139	103	96.4	94.7	105	NA	178	NA	187	266
TDS	mg/L	486	424	400	420	460	NA	546	NA	500	573
APPENDIX IV											
Antimony	mg/L	< 0.00038	< 0.00050	< 0.00050	< 0.00050	< 0.00050	NA	< 0.00054	NA	< 0.00054	< 0.00054
Arsenic	mg/L	< 0.0016	< 0.0012	< 0.0012	< 0.0012	< 0.0012	NA	0.00089 J	NA	0.0017 J	0.0031 J
Barium	mg/L	0.067	0.060	0.062	0.066	0.063	NA	0.070	NA	0.068	0.087
Beryllium	mg/L	< 0.000026	< 0.00015	< 0.00015	< 0.00015	< 0.00015	NA	< 0.000094	NA	< 0.000094	< 0.000094
Cadmium	mg/L	0.00015 J	< 0.00012	< 0.00012	< 0.00012	< 0.00012	NA	0.00024 J	NA	0.00024 J	0.00055
Chromium	mg/L	0.00045 J	< 0.0012	< 0.0012	< 0.0012	< 0.0012	NA	< 0.0019	NA	< 0.0019	< 0.0019
Cobalt	mg/L	0.0044 J	0.0017 J	0.0024 J	0.0019 J	0.0014 J	NA	0.0022 J	NA	0.0028 J	0.011
Lead	mg/L	< 0.000076	< 0.00025	< 0.00025	< 0.00025	< 0.00025	NA	< 0.00016	NA	< 0.00016	< 0.00016
Lithium	mg/L	0.0027 J	0.0010 J	0.00159 J	0.00117 J	0.00125 J	NA	0.0025 J	NA	0.0020 J	0.0044 J
Mercury	mg/L	< 0.00013	< 0.000091	< 0.00012	< 0.000091	< 0.000091	NA	< 0.00013	NA	< 0.00013	< 0.00013
Molybdenum	mg/L	0.12	0.12	0.11	0.13	0.12	0.20	0.23	0.21	0.19	0.088
Selenium	mg/L	0.00092 J	< 0.0012	< 0.0012	< 0.0012	< 0.0012	NA	< 0.00096	NA	< 0.00096	< 0.00096
Thallium	mg/L	< 0.00020	< 0.00015	< 0.00015	< 0.00015	< 0.00015	NA	< 0.00038	NA	< 0.00038	< 0.00038
Fluoride	mg/L	0.31	0.28	0.27	0.29	0.28	NA	0.32	NA	0.38	0.27
Additional Parameters											
Bicarbonate Alkalinity as CaCO3	mg/L	122	121	121	117	121	NA	128	NA	124	90.2
Carbonate Alkalinity as CaCO3	mg/L	< 5.0	< 5.0	< 5.0	< 5.0	< 5.0	NA	< 5.0	NA	< 5.0	< 1.9
Total Alkalinity as CaCO3	mg/L	122	121	121	117	121	NA	128	NA	124	90.2
Iron	mg/L	0.17	0.014 J	0.89	0.41	0.48	0.33	0.082	0.078	0.14	0.21
Magnesium	mg/L	16.9	12.8	13.8	16.0	15.0	NA	24.5	NA	26.4	30.0
Manganese	mg/L	0.45	0.33 J	0.35	0.41	0.35 J	NA	0.62	NA	0.77	2.6
Potassium	mg/L	7.2	6.7	6.3	6.7	5.9	NA	5.8	NA	5.5	5.1
Sodium	mg/L	9.5	8.9	8.5	9.0	8.3	NA	6.6	NA	6.7	6.1
Sulfide	mg/L	< 0.022	< 0.022	< 0.022	< 0.022	< 0.022	NA	< 0.022	NA	< 0.022	< 0.011
Supplemental											
Oxidation Reduction Potential, Field	mV	28.87	35.71	80.6	449.53	54.25	34.9	51.29	63.32	37.07	76.57
pH, Field	SU	7.08	6.87	6.65	6.86	6.75	6.87	7.04	6.84	6.88	6.51
Dissolved Oxygen, Field	mg/L	0.11	0.09	0.1	0.12	0.09	0.07	0.02	0.06	0.01	0.86
Specific Conductance, Field	uS/cm	710	559.68	630.82	633.63	655.81	676.48	606.97	700.15	669.56	709.24
Temperature, Field	deg C	17	15.26	17.91	17.06	19.89	23.48	21.23	22.22	21.94	19.99
Turbidity, Field	NTU	0.7	0.35	2.26	4.2	4.32	4.98	4.38	2.92	4.42	4.72
Total Iron (Field)	mg/L	NA	ND	0.50	ND	NA	NA	NA	NA	ND	NA
Ferrous Iron (Field)	mg/L	NA	ND	0.50	ND	ND	NA	NA	NA	ND	NA

Table 7B

Summary of 2024 Post-injection Performance Monitoring Groundwater Analytical Data

Plant Hammond AP-1, Floyd County, Georgia

	Pilot Study Area	**HGWC-8 Area**								
	Sample Location	**PT-12**	**PT-12**	**PT-12**	**PT-12**	**PT-12**	**PT-12**	**PT-12**	**PT-12**	**PT-12**
	Sample Date	**10/02/2024**	**10/09/2024**	**10/16/2024**	**11/05/2024**	**12/03/2024**	**01/07/2025**	**02/05/2025**	**03/06/2025**	**04/03/2025**
ANALYTE	UNITS									
APPENDIX III										
Boron	mg/L	1.3	1.3	1.2	1.1	1.6	1.8	1.6	1.7	1.7
Calcium	mg/L	NA	87.3	NA	98.0	105	90.2	91.4	92.3	100
Chloride	mg/L	NA	41.9	NA	32.2	44.2	55.0	44.0	49.4	52.4
Fluoride	mg/L	NA	0.32	NA	0.26	0.30	0.27	0.25	0.23	0.22
pH, Field	SU	6.71	6.79	9.50	6.61	6.65	6.62	6.53	6.47	6.43
Sulfate	mg/L	NA	203	NA	204	179	130	114	111	115
TDS	mg/L	NA	485	NA	549	526	506	416	445	431
APPENDIX IV										
Antimony	mg/L	NA	0.0022 J	NA	< 0.00054	< 0.00038	< 0.00050	< 0.00050	< 0.00050	< 0.00050
Arsenic	mg/L	NA	0.0015 J	NA	0.0046 J	0.0027 J	< 0.0012	< 0.0012	< 0.0012	< 0.0012
Barium	mg/L	NA	0.071	NA	0.074	0.062	0.057	0.055	0.056	0.054
Beryllium	mg/L	NA	< 0.000094	NA	< 0.000094	0.000057 J	< 0.00015	< 0.00015	< 0.00015	< 0.00015
Cadmium	mg/L	NA	0.00031 J	NA	0.00037 J	0.00028 J	0.00013 J	0.00015 J	0.00014 J	0.00013 J
Chromium	mg/L	NA	< 0.0019	NA	< 0.0019	0.00067 J	< 0.0012	< 0.0012	< 0.0012	< 0.0012
Cobalt	mg/L	NA	0.0044 J	NA	0.0053	0.0035 J	0.0019 J	0.0023 J	0.0020 J	0.0017 J
Lead	mg/L	NA	0.00074 J	NA	< 0.00016	0.000093 J	< 0.00025	< 0.00025	< 0.00025	< 0.00025
Lithium	mg/L	NA	0.0029 J	NA	0.0037 J	0.0023 J	0.00095 J	0.00122 J	0.000922 J	0.00110 J
Mercury	mg/L	NA	< 0.00013	NA	< 0.00013	< 0.00013	< 0.000091	< 0.00012	< 0.000091	< 0.000091
Molybdenum	mg/L	0.14	0.18	0.16	0.12	0.16	0.13	0.16	0.13	0.11
Selenium	mg/L	NA	< 0.00096	NA	< 0.00096	< 0.00092	< 0.0012	< 0.0012	< 0.0012	< 0.0012
Thallium	mg/L	NA	< 0.00038	NA	< 0.00038	< 0.00020	0.00017 J	< 0.00015	0.00016 J	0.00016 J
Fluoride	mg/L	NA	0.32	NA	0.26	0.30	0.27	0.25	0.23	0.22
Additional Parameters										
Bicarbonate Alkalinity as CaCO3	mg/L	NA	113	NA	107	116	126	120	116	115
Carbonate Alkalinity as CaCO3	mg/L	NA	< 1.9	NA	< 5.0	< 5.0	< 5.0	< 5.0	< 5.0	< 5.0
Total Alkalinity as CaCO3	mg/L	NA	113	NA	107	116	126	120	116	115
Iron	mg/L	0.043 J	0.091	0.48	0.14	0.33	0.11	1.4	0.25	0.26
Magnesium	mg/L	NA	24.8	NA	31.4	28.7	17.8	19.1	16.9	14.9
Manganese	mg/L	NA	1.1	NA	1.4	0.86	0.41 J	0.44	0.43	0.41
Potassium	mg/L	NA	5.6	NA	5.4	6.1	6.5	6.0	6.7	6.0
Sodium	mg/L	NA	7.8	NA	7.6	10.9	12.8	11.0	10.8	10.2
Sulfide	mg/L	NA	< 0.011	NA	< 0.022	< 0.022	< 0.022	< 0.022	< 0.022	< 0.022
Supplemental										
Oxidation Reduction Potential, Field	mV	75.58	92.77	4.4	94.28	68.68	57.17	55.94	431.41	485.45
pH, Field	SU	6.71	6.79	9.50	6.61	6.65	6.62	6.53	6.47	6.43
Dissolved Oxygen, Field	mg/L	2.21	0.07	0.05	0.08	0.18	0.09	0.09	0.11	0.11
Specific Conductance, Field	uS/cm	674.5	691.29	715.28	717.5	741.65	649.55	651.97	660.11	681.72
Temperature, Field	deg C	20.84	20.81	19.15	20.15	17.5	15.86	18.97	17.28	20.21
Turbidity, Field	NTU	2.93	4.65	6.8	3.23	3.47	4.9	3.89	4.71	2.97
Total Iron (Field)	mg/L	NA	NA	ND	ND	ND	0.20	4.0	ND	NA
Ferrous Iron (Field)	mg/L	NA	NA	ND	ND	ND	ND	ND	ND	ND

FIGURES

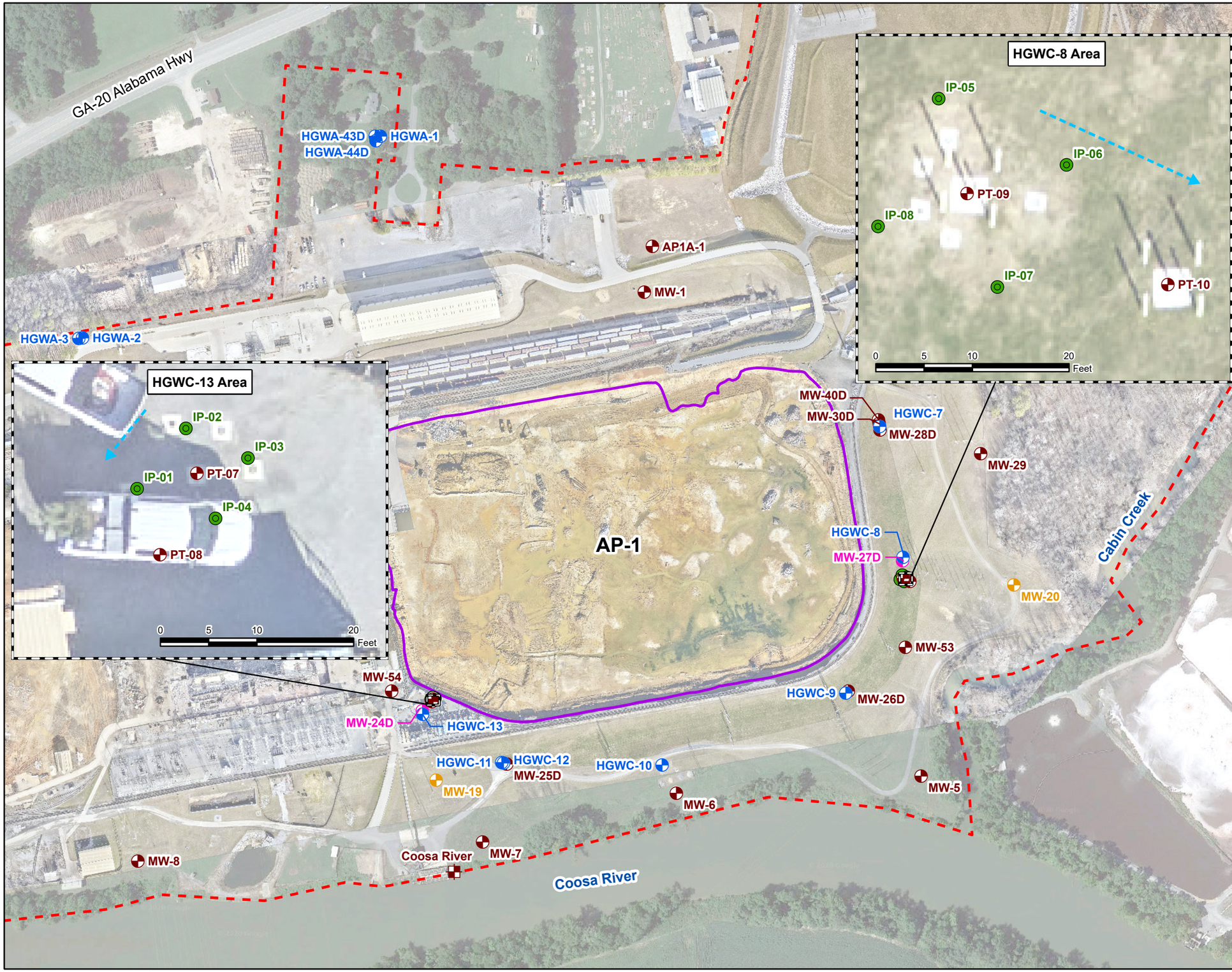

N

LEGEND

- Detection Monitoring Well
- Horizontal Assessment Monitoring Well
- Vertical Assessment Monitoring Well
- Piezometer (see Note 1)
- Surface Water Level Gauge Point
- Injection Point
- Approximate Groundwater Flow Direction
- Approximate AP-1 Boundary
- Plant Hammond Property Boundary

Notes:
1. Piezometers PT-07, PT-08, PT-09, PT-10, MW-53 and MW-54 were installed in support of an Assessment of Corrective Measures pre-design investigation and are not included in the monitoring well network.
2. Aerial photograph source: Google Earth Pro, August 2019 and Georgia Power Company, January 2024 and January 2025.

0 150 300 600

SCALE IN FEET

PILOT STUDY DPT INJECTION AND PERFORMANCE MONITORING WELL LOCATIONS

GEORGIA POWER COMPANY
PLANT HAMMOND AP-1
ROME, FLOYD COUNTY, GEORGIA

Prepared For: Georgia Power

Prepared By: Geosyntec consultants

KENNESAW, GA | AUGUST 2025

FIGURE 1

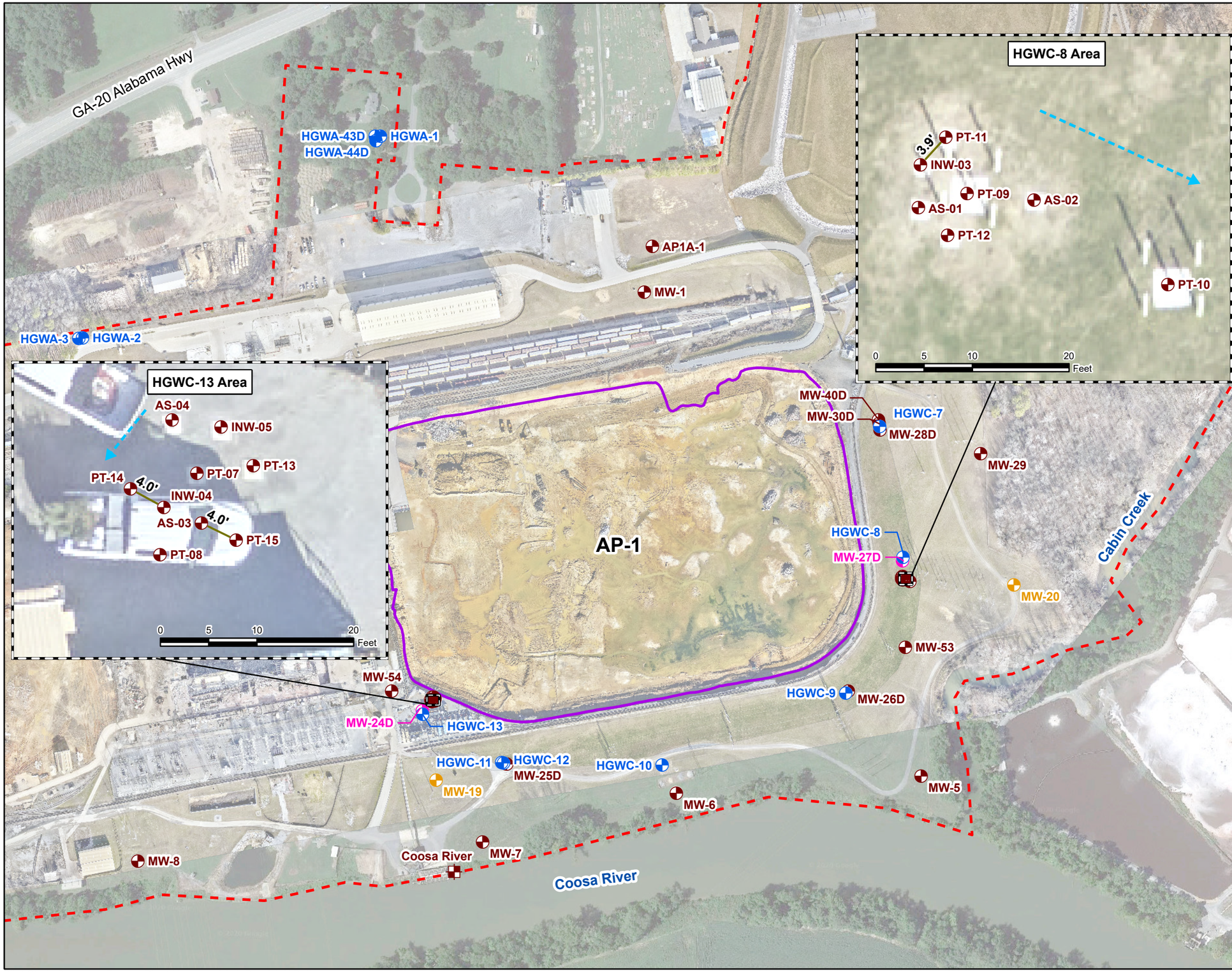

N

LEGEND

- Detection Monitoring Well
- Horizontal Assessment Monitoring Well
- Vertical Assessment Monitoring Well
- Piezometer (see Note 1 and 2)
- Surface Water Level Gauge Point
- Distance Between Well (in feet)
- Approximate Groundwater Flow Direction
- Approximate AP-1 Boundary
- Plant Hammond Property Boundary

Notes:
1. Piezometers AS-01, AS-02, AS-03, AS-04, INW-03, INW-04, INW-05, PT-07, PT-08, PT-09, PT-10, PT-11, PT-12, PT-13, PT-14, PT-15, MW-53 and MW-54 were installed in support of an Assessment of Corrective Measures pre-design investigation and are not included in the monitoring well network.
2. INW-03, INW-04, and INW-05 are temporary pilot study injection wells. AS-01, AS-02, AS-03, and AS-04 are temporary pilot study air sparge wells.
3. Aerial photograph source: Google Earth Pro, August 2019 and Georgia Power Company, January 2024 and January 2025.

0 150 300 600

SCALE IN FEET

PILOT STUDY INJECTION AND PERFORMANCE MONITORING WELL LOCATIONS

GEORGIA POWER COMPANY
PLANT HAMMOND AP-1
ROME, FLOYD COUNTY, GEORGIA

Prepared For: Georgia Power

Prepared By: Geosyntec consultants

KENNESAW, GA | AUGUST 2025

FIGURE 2

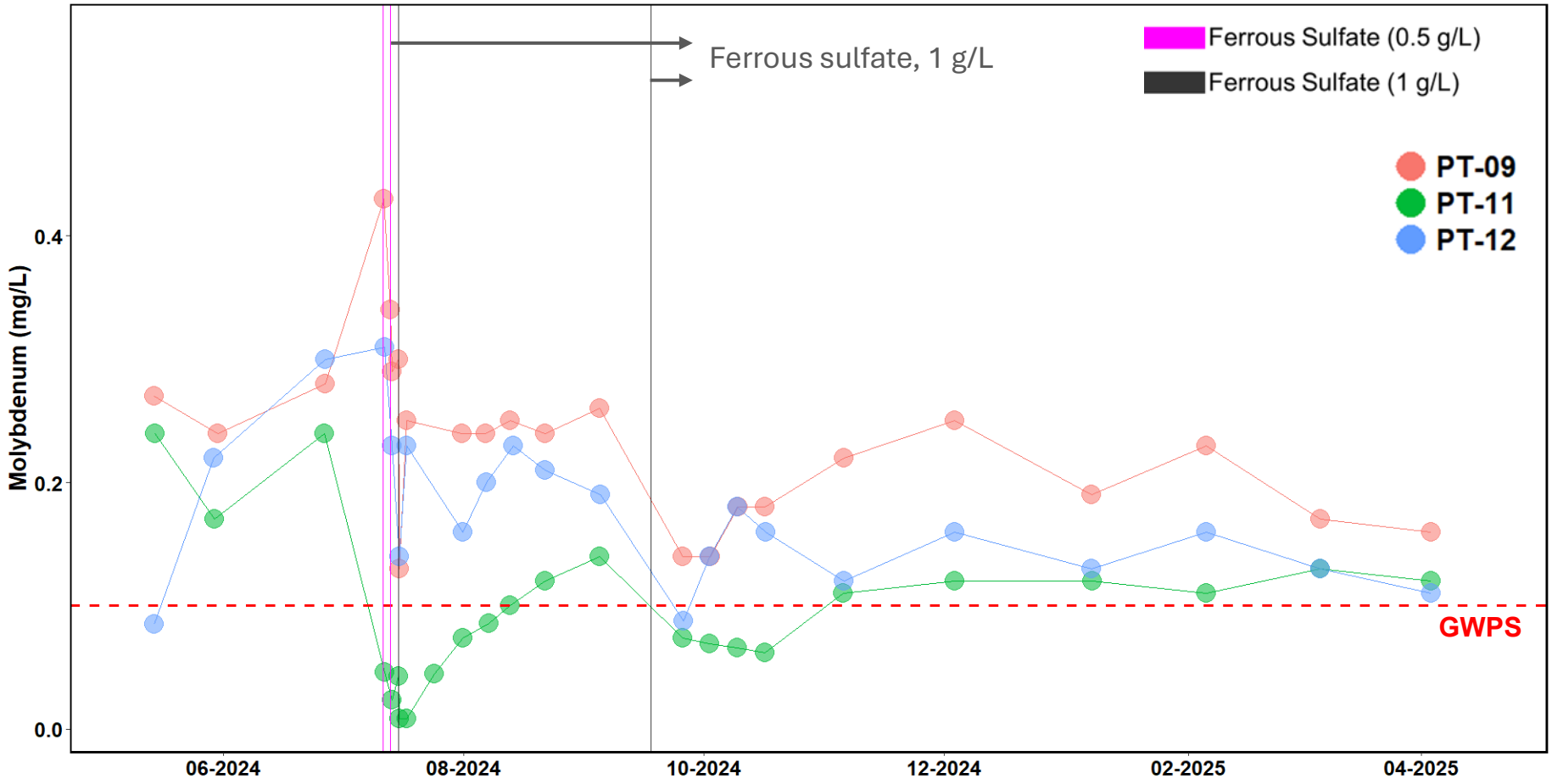

Notes:
1. mg/L = milligrams per liter; g/L = grams per liter.
2. The Groundwater Protection Standard (GWPS) for molybdenum is 0.1 mg/L.

FIGURE 3 – HGWC-8 AREA – MOLYBDENUM TIME SERIES

GEORGIA POWER COMPANY
PLANT HAMMOND AP-1
ROME, FLOYD COUNTY, GEORGIA

PREPARED FOR: Georgia Power

PREPARED BY: Geosyntec consultants

KENNESAW, GA | AUGUST 2025

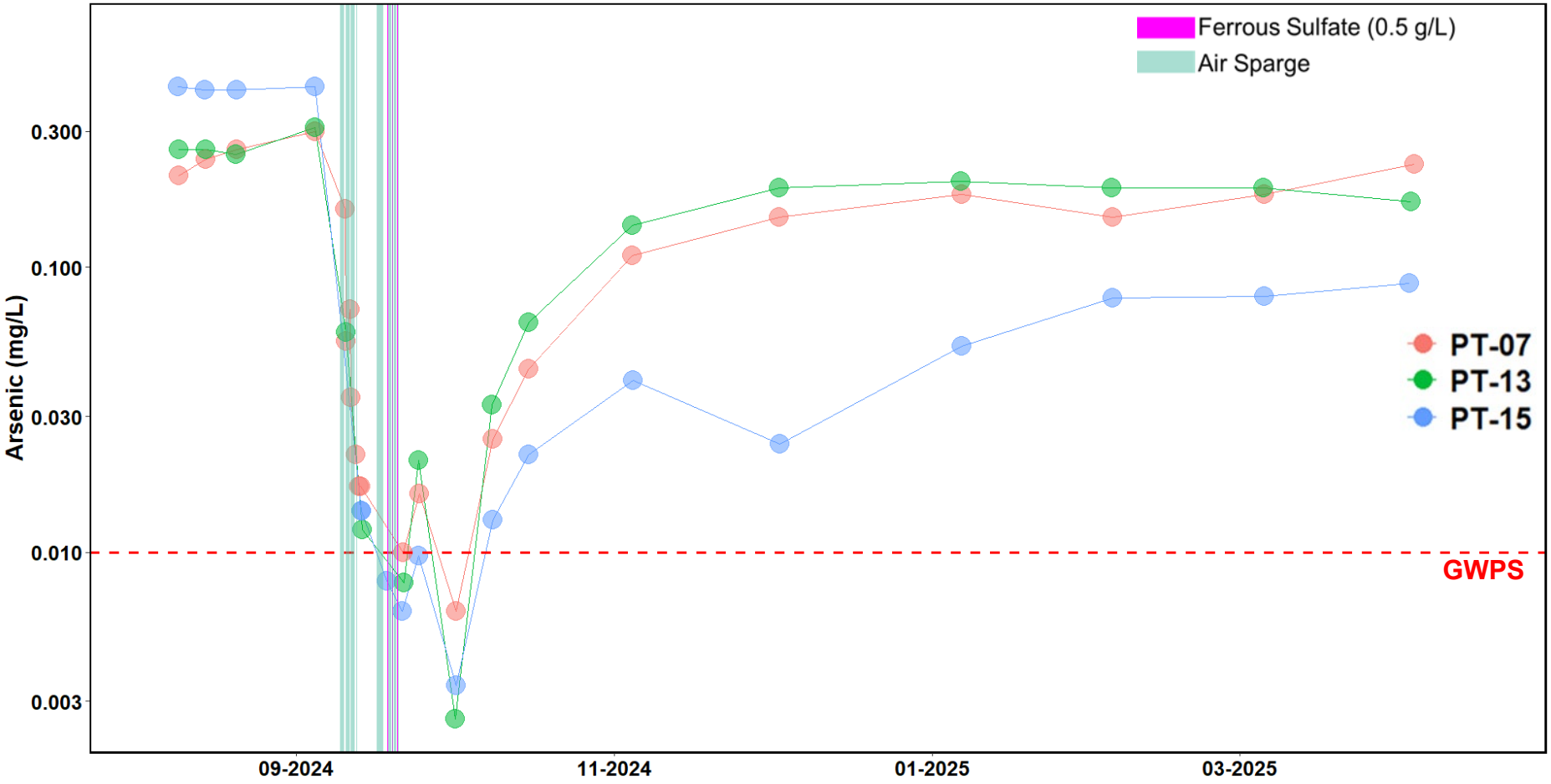

Notes:
1. mg/L = milligrams per liter; g/L = grams per liter.
2. The Groundwater Protection Standard (GWPS) for arsenic is 0.01 mg/L.

FIGURE 4 – HGWC-13 AREA – ARSENIC TIME SERIES

GEORGIA POWER COMPANY
PLANT HAMMOND AP-1
ROME, FLOYD COUNTY, GEORGIA

PREPARED FOR: Georgia Power

PREPARED BY: Geosyntec consultants

KENNESAW, GA | AUGUST 2025

APPENDIX A

2023 and 2024 Pilot Study Post-Injection Event Report, Plant Hammond Ash Pond 1

2023 Pilot Study Post-Injection Event Report, Plant Hammond Ash Pond 1

Prepared for

Georgia Power Company
241 Ralph McGill Blvd NE
Atlanta, Georgia 30308

PILOT STUDY POST-INJECTION EVENT REPORT

PILOT TEST NO. UPT000062
PLANT HAMMOND ASH POND 1 (AP-1)

Prepared by

Geosyntec consultants

engineers | scientists | innovators

1255 Roberts Boulevard, Suite 200
Kennesaw, Georgia 30144

Project Number GW6581G

November 2023

Geosyntec consultants

CERTIFICATION STATEMENT

I hereby certify that this *Pilot Study Post-Injection Event Report* was prepared by, or under the direct supervision of, a Qualified Groundwater Scientist, in accordance with the Georgia Environmental Protection Division Rules of Solid Waste Management. According to 391-3-4-.01, a Qualified Groundwater Scientist is "a professional engineer or geologist registered to practice in Georgia who has received a baccalaureate or post-graduate degree in the natural sciences or engineering and has sufficient training and experience in groundwater hydrology and related fields that enable individuals to make sound professional judgments regarding groundwater monitoring, contaminant fate and transport, and corrective action." The design presented within this workplan was developed in compliance with the Georgia Rules of Solid Waste Management, Chapter 391-3-4.10.

_____ November 7, 2023

Whitney B. Law Date

Georgia Professional Engineer No. 36641

TABLE OF CONTENTS

LIST OF TABLES

LIST OF FIGURES

LIST OF APPENDICES

LIST OF ACRONYMS

ACM	Assessment of Corrective Measures
AP-1	Ash Pond 1
bgs	below ground surface
Cascade	Cascade Drilling, Inc.
CCR	coal combustion residual
CFR	Code of Federal Regulations
Co	cobalt
DO	dissolved oxygen
DPT	direct push technology
$FeSO_4$	ferrous sulfate
ft	feet
gal	gallons
gpd	gallons per day
gpm	gallons per minute
GA EPD	Georgia Environmental Protection Division
Georgia Power	Georgia Power Company
Geosyntec	Geosyntec Consultants, Inc.
GWPS	Groundwater Protection Standard
IBC	intermediate bulk container
lb	pound
MNA	monitored natural attenuation
mg/L	milligrams per liter
MgO	magnesium oxide
ORP	oxidation-reduction potential
psi	pounds per square inch
PVC	polyvinyl chloride
ROI	radius of influence
SSL	statistically significant level
UIC	Underground Injection Control
US EPA	United States Environmental Protection Agency

1. BACKGROUND AND OBJECTIVES

On behalf of Georgia Power Company (Georgia Power), this *Pilot Study Post-Injection Event Report* (Report) was developed by Geosyntec Consultants, Inc. (Geosyntec) at the request of the Georgia Environmental Protection Division (GA EPD) Wastewater Regulatory Program in their pilot test notification approval, dated August 24, 2023. In-situ geochemical injections, coupled with monitored natural attenuation (MNA), have been proposed as corrective measures to address concentrations of molybdenum (Mo) and arsenic (As) reported at statistically significant levels (SSLs) above Groundwater Protection Standards (GWPS) in detection monitoring wells HGWC-8 and HGWC-13, respectively, at Georgia Power Plant Hammond Ash Pond 1 (AP-1; Site).

Design of in-situ geochemical injection corrective measures includes multiple assessment and design components, including pilot studies to evaluate injection delivery and the performance of injectates prior to implementing a full scale remedy. These pilot tests will collect data that will be used to evaluate:

1. Radius of influence (ROI) of the injected amendment to evaluate future injection point spacing requirements;

2. Sustainable injection pressure and flowrate; and

3. Injectate dosing and efficacy of treating As and Mo in groundwater to below the GWPS.

This Report summarizes the well installation activities completed in June 2023, baseline sampling activities completed in July and August 2023, and injection activities completed in September and October 2023. These field activities were conducted in accordance with the *HGWC-8 Pilot Study Workplan* and the *HGWC-13 Pilot Study Workplan* (collectively referred to herein as "Workplans") (Geosyntec, 2023b, 2023c) associated with the Underground Injection Control (UIC) Pilot Test Notification Form. This Report has been prepared in accordance with requirements stipulated in the August 24, 2023 UIC Program pilot test notification approval letter.

1.1 Site Background

Plant Hammond, shown on **Figure 1**, is located in Floyd County, approximately 10 miles west of Rome, Georgia. Plant Hammond was a four-unit, coal-fired electric generating facility and was retired on July 29, 2019. The physical address of the plant is 5963 Alabama Highway, Rome, Georgia, 30165.

AP-1 is one of four coal combustion residual (CCR) ponds utilized over the course of power generation at Plant Hammond. AP-1 is a 35-acre surface impoundment located near the center of Plant Hammond and was used primarily as a dewatering facility for fly ash and bottom ash. AP-1 closure activities, consisting of closure by removal, have been initiated under GA EPD's approved closure permit No. 057-023D(CCR).

As documented in the *Draft Remedy Selection Report* (Geosyntec, 2022), CCR groundwater monitoring-related activities are performed at AP-1 in accordance with the United States Environmental Protection Agency (US EPA) CCR Rule (federal CCR Rule) (40 Code of Federal Regulations [CFR] 257 Subpart D). The locations of AP-1 detection monitoring wells, assessment monitoring wells, and piezometers are shown on **Figure 2**.

A Mo SSL was identified at detection well HGWC-8 along the eastern boundary of AP-1 and an As SSL was identified at detection monitoring well HGWC-13 along the southwest boundary of AP-1 (**Figure 2**) as part of the assessment monitoring program. These SSLs have been horizontally and vertically delineated to levels below the GWPS (Geosyntec, 2022).

As part of implementing the Assessment of Corrective Measures (ACM) process at AP-1, a high resolution site characterization was conducted in August 2022 for HGWC-8 and February 2023 for HGWC-13, to characterize and refine proposed treatment areas. The results are summarized in the Workplans (GEOS Submittal ID: 778366). The information collected informed the pilot study summarized in this Report.

2. WELL INSTALLATION

Four performance monitoring wells (PT-07 through PT-10) were installed in accordance with the Workplans in June 2023. The locations are shown on **Figure 2** and the well construction details are provided in **Table 1.** Actual screen interval elevations varied by less than 0.7 feet (ft) from the originally proposed depths based on field topographic variations and lithology. A copy of the *Well Design, Installation, and Development Report – Addendum No. 5* detailing the design, installation, and development of these wells is included in **Appendix A**.

Well drilling, installation, and surface completion activities were performed by Cascade Drilling, Inc. (Cascade). The boreholes were advanced using rotosonic drilling techniques with continuous core collection. A Terra Sonic compact crawler size track mounted rig with a 6-inch sonic drill rod was used to install the wells.

3. BASELINE CHARACTERIZATION

Two rounds of groundwater samples were collected from the performance monitoring wells (PT-07 through PT-10) in July and August 2023 to establish pre-injection baseline conditions.

Groundwater samples and water quality field parameters (i.e., pH, conductivity, dissolved oxygen [DO], temperature, and oxidation-reduction potential [ORP]) were collected using low-flow sampling procedures in accordance with the current AP-1 *Groundwater Monitoring Plan* (Geosyntec, 2023a) and the Workplans. Groundwater samples were placed in ice-packed coolers and submitted to Pace Analytical Services, LLC (Pace Analytical) in Peachtree Corners, Georgia, following chain-of-custody protocol. Samples were analyzed for Appendix III and IV constituents, and select geochemical parameters and metals in accordance with the Workplans to support evaluation of injectate efficacy. The results for the July and August 2023 sampling events are presented in **Table 2**. The analytical laboratory results and field sampling and equipment calibration forms are provided in **Appendix B**.

4. INJECTION ACTIVITIES

Injection activities were performed over two shifts between September 25 and October 17, 2023, by Cascade with technical supervision conducted by Geosyntec. A staging and mixing area was established prior to injection. Three-hundred-gallon (gal) cone bottom mixing and storage tanks were set up within a secondary containment berm and spill kits were maintained on-site to manage any spills or daylighting. Injectate consisted of either ferrous sulfate ($FeSO_4$) heptahydrate or magnesium oxide (MgO) obtained from TerraSystems, Inc. mixed with potable water obtained from an on-site fire hydrant that was designated in the Workplans.

Pre-determined quantities of $FeSO_4$ or MgO were measured on a digital scale and combined with potable water in mix tanks. The injectate was mixed using a recirculation pump prior to injection, in accordance with the Workplan, in the 300-gal mix tanks. A pump was used to deliver injectate through steel rods to a 2-ft long steel well screen advanced using direct push technology (DPT) drilling. Injections were initiated at the top of injectable treatment zone and proceeded downward (i.e., top-down). In some injection point borings the DPT injection system was pressurized with potable water while advancing the tooling to prevent clogging of the injection screen with aquifer solids. After reaching the target treatment interval, potable water pressurization was stopped and the injection of injectate was initiated. Injection point boreholes were abandoned to the ground surface with bentonite chips upon completion of the injection boring in accordance with the Workplans.

Injection pressures, flowrates, and water levels in nearby performance monitoring wells were measured throughout injection activities, and the daily maximum injection volume across both pilot study areas was below the value included in the Pilot Test Notification Form (3,500 gal per day [gpd]). A summary of daily injected volumes is included in **Table 3.** Field forms are included in **Appendix C**.

4.1 HGWC-8 Injection Area (East Area)

Injections occurred at four injection locations surrounding PT-09 (located south of HGWC-8 and east of AP-1, as shown on **Figure 2**), starting with IP-05. An initial injection consisting of potable water (i.e., without $FeSO_4$ or MgO) was conducted to verify that injection instrumentation was functioning, no leaks in the system were present, and to assess the aquifer response to pressurized injection. Approximately 500 gal of potable water was injected in each 2-ft interval from 19 to 27 ft below ground surface (bgs).

Following completion of the potable water injections, 850 gal of 1.11×10^{-4} pounds per gallon (lb/gal) $FeSO_4$ (or 13 milligrams per liter (mg/L) $FeSO_4$ heptahydrate) was injected in 2-ft intervals from 19 to 27 ft bgs at IP-08, followed sequentially by IP-05, IP-07, and IP-06. Injections in the 17 to 19 ft interval were unsuccessful at all locations due to insufficient transmissivity in the aquifer. A second injection at IP-08 (denoted as IP-08A in field forms) consisting of 0.001% MgO was conducted to assess aquifer response. Prior to initiating the injection of MgO, approximately 1 gal of potable water was observed daylighting. Spilled potable water was addressed in accordance with the Workplans, the injection point was offset approximately 2 ft, and no additional daylighting was observed.

The maximum observed flowrate and injection pressure during HGWC-8 pilot study injections was approximately 6.8 gal per minute (gpm) and 4 pounds per square inch (psi), which were below the maximum proposed values included in the Pilot Test Notification Form[1]. Approximately 2,000 gal of potable water and 17,000 gal of injectate was injected at the four injection locations associated with the HGWC-18 pilot study area over the course of twelve days, with a daily maximum of 2,350 gal injected.

4.2 HGWC-13 Injection Area (Southwest Area)

Starting at IP-01, DPT tooling was advanced at four injection locations surrounding PT-07 (located northeast of HGWC-13 and south of AP-1, as shown on **Figure 2**) using similar means and methods employed near HGWC-8. Consistent with the HGWC-8 pilot study approach, an initial injection consisting of potable water (i.e., without $FeSO_4$ or MgO) was conducted to verify that injection instrumentation was functioning, no leaks in the system were present, and to assess the aquifer response to pressurized injection. Between 55 and 238 gal potable water was injected in each 2-ft intervals starting from 35 ft bgs down to 45 ft bgs. In contrast with the HGWC-8 pilot study are injections, transmissivity varied substantially between injection points with groundwater mounding typically less than 2 ft. As such, smaller volumes were injected in intervals where transmissivity was low and minimal mounding was observed in nearby PT wells.

Following completion of potable water injections, 175 gal of 1.67×10^{-4} lb/gal (or 20 mg/L $FeSO_4$ heptahydrate) was injected at IP-04 from 35 to 43 ft bgs and 375 gal from 45 to 49 ft bgs. Injection volumes were increased in intervals 45 to 49 ft bgs[2] based on observed mounding PT-07 and PT-08. At IP-03, 350 gal of $FeSO_4$ was injected in each 2-ft

[1] The proposed injection flowrate and pressure included in the Pilot Test Notification Form for IP-05 through IP-08 were 15 gpm and 4 psi, respectively.
[2] The targeted bottom of the treatment zone was 49 ft based on the surveyed as-built bottom elevation of the PT-07 well screen.

intervals from 35 to 38.5 ft bgs and from 41 to 49 ft bgs[3]. At IP-02, 350 gal $FeSO_4$ was injected in each 2-ft interval from 35 to 39 ft bgs, 50 gal from 39 to 41 ft bgs, and 350 gal from 41 to 48.5 ft bgs[4]. At IP-01, 350 gal FeSO4 was injected in 2-ft intervals from 33 to 41 ft bgs, 50 gal from 41 to 43 ft bgs, and 350 gal from 47 to 49 ft bgs.

The maximum observed flowrate and injection pressure during HGWC-13 pilot study injections was approximately 5 gpm and 11 psi, which were below the maximum proposed values included in the Pilot Test Notification Form[5]. Approximately 818 gal of potable water and 7,625 gal of injectate was injected at the four injection locations associated with the HGWC-13 pilot study area over the course of seven days, with a daily maximum of 1,975 gal injected.

[3] The injection screen was raised to 36.5 to 38.5 ft bgs after encountering insufficient transmissivity at 37 to 39 ft bgs. Similarly, insufficient transmissivity was encountered from 39 to 41 ft bgs.
[4] The injection screen was raised to 46.5 to 48.5 ft bgs after encountering insufficient transmissivity at 47 to 49 ft bgs.
[5] The proposed injection flowrate and pressure included in the Pilot Test Notification Form for IP-01 through IP-04 were 15 gpm and 4 psi, respectively.

5. POST-INJECTION PERFORMANCE MONITORING AND REPORTING

In accordance with the Workplans, groundwater quality data from each performance monitoring event will be directly compared against the Mo and As GWPS and the results of the baseline characterization to evaluate the efficacy of $FeSO_4$ and MgO as a method of remediation. In addition, Appendix IV monitoring parameters[6] will be analyzed and monitored over the duration of the pilot study to evaluate potential localized mobilization of other Appendix IV parameters following injections.

Post-injection performance monitoring was initiated on October 10 and October 17, 2023, for the HGWC-8 and HGWC-13 pilot study areas, respectively, with groundwater samples collected from their respective performance monitoring wells. The monitoring frequency will be weekly for four weeks, then monthly for a period of five months, and finally, quarterly for a period of one year for a maximum total duration of 1.5 years of performance monitoring.

Updates concerning the pilot study results will be reported to GA EPD Solid Waste Management Program as brief summaries included as part of semiannual groundwater monitoring and corrective action reporting. Links to these reports will be emailed to the GA EPD Wastewater Regulatory Program. A comprehensive technical memorandum will be prepared at the conclusion of the pilot study for inclusion in a semiannual groundwater monitoring report.

[6] Excluding radium.

6. REFERENCES

Geosyntec, 2022. *Draft Remedy Selection Report, Georgia Power Company, Plant Hammond Ash Pond 1 (AP-1).* August 2022.

Geosyntec, 2023a. *Groundwater Monitoring Plan – Plant Hammond Ash Pond 1 (AP-1)*. July 2023, revision 2.

Geosyntec, 2023b. *HGWC-8 Pilot Study Workplan, Plant Hammond Ash Pond 1 (AP-1).* August 2023.

Geosyntec, 2023c. *HGWC-13 Pilot Study Workplan, Plant Hammond Ash Pond 1 (AP-1).* August 2023.

TABLES

Table 1
Summary of Well Construction Details
Plant Hammond AP-1, Floyd County, Georgia

Pilot Study Area	Well ID	Well Completion	Installation Date	Northing (1)	Easting (1)	Ground Surface Elevation (2) (ft)	Top of Casing Elevation (2) (ft)	Top of Screen Elevation (ft)	Bottom of Screen Elevation (ft)	Well Depth (ft bgs) (3)	Screen Interval Length (ft)
HGWC-13 (Southwest Area)	PT-07	Flush Mount	6/3/2023	1548675.24	1940933.39	592.00	591.75	554.40	544.30	48.00	10
	PT-08	Flush Mount	6/3/2023	1548666.82	1940929.58	592.10	591.83	560.20	550.20	42.20	10
HGWC-8 (East Area)	PT-09	Protective Riser	6/1/2023	1549049.74	1942393.11	577.33	580.35	560.18	550.18	27.45	10
	PT-10	Protective Riser	6/1/2023	1549040.34	1942413.88	577.39	580.44	560.29	550.29	27.40	10

Notes:

ft bgs = feet below ground surface.

(1) Coordinates in North American Datum (NAD) 1983, State Plane, Georgia-West, feet. Survey was completed by GEL Solutions and certified July 17, 2023, and August 30, 2023.

(2) Vertical elevations are referenced to the North American Vertical Datum (NAVD) of 1988. Ground surface elevation defined at the survey nail installed within the well pad. Survey was completed by GEL Solutions and certified July 17, 2023, and August 30, 2023.

(3) Total well depth accounts for 0.3 ft sump.

Table 2
Summary of Baseline Groundwater Analytical Data
Plant Hammond AP-1, Floyd County, Georgia

	Pilot Study Area:	Southwest Area				East Area			
	Well ID:	PT-07	PT-07	PT-08	PT-08	PT-09	PT-09	PT-10	PT-10
	Sample Date:	7/13/2023	8/9/2023	7/13/2023	8/9/2023	7/13/2023	8/9/2023	7/13/2023	8/9/2023
	Parameter (1,2,3)								
APPENDIX III	Boron	1.0	0.93	1.0	0.99	2.1	1.6	2.2	2.1
	Calcium	168	173	161	146	110	136	127	116
	Chloride	15.7	13.5	17.0	14.5	55.3	47.5	67.2	62.5
	Fluoride	0.36	0.28	0.36	0.27	0.24	0.26	0.33	0.27
	pH	6.76	6.82	6.66	6.82	6.57	6.89	7.01	7.18
	Sulfate	411	339	417	290	160	188	145	123
	TDS	808	771	734	682	534	594	557	553
APPENDIX IV	Antimony	<0.0012	<0.0012	<0.0012	<0.0012	0.0027 J	<0.0012	<0.0012	<0.0012
	Arsenic	0.34	0.27	0.33	0.32	<0.0037	<0.0037	<0.0037	<0.0037
	Barium	0.056	0.053	0.051	0.050	0.053	0.057	0.074	0.070
	Beryllium	0.00012 J	0.000095 J	0.00011 J	0.000073 J	0.000077 J	<0.000054	<0.000054	<0.000054
	Cadmium	<0.00011	<0.00011	<0.00011	<0.00011	<0.00011	<0.00011	<0.00011	<0.00011
	Chromium	<0.0011	<0.0011	<0.0011	<0.0011	<0.0011	<0.0011	<0.0011	<0.0011
	Cobalt	0.13	0.090	0.031	0.032	0.0045 J	0.0028 J	0.0026 J	0.0019 J
	Fluoride	0.36	0.28	0.36	0.27	0.24	0.26	0.33	0.27
	Lead	<0.00012	<0.00012	0.00019 J	<0.00012	0.00014 J	<0.00012	<0.00012	<0.00012
	Lithium	0.060	0.069	0.065	0.073	0.0013 J	0.0017 J	0.0014 J	0.0012 J
	Mercury	<0.00013	<0.00013	<0.00013	<0.00013	<0.00013	<0.00013	<0.00013	<0.00013
	Molybdenum	0.017	0.012	0.0079 J	0.0071 J	0.065	0.21	0.10	0.096
	Selenium	<0.0014	<0.0014	<0.0014	<0.0014	<0.0014	<0.0014	<0.0014	<0.0014
	Thallium	0.00024 J	0.00022 J	<0.00018	<0.00018	<0.00018	<0.00018	<0.00018	<0.00018
INORGANICS	Alkalinity (Bicarbonate) as $CaCO_3$	102	116	107	118	144	150	185	199
	Alkalinity (Carbonate) as $CaCO_3$	<5.0	<5.0	<5.0	<5.0	<5.0	<5.0	<5.0	<5.0
	Alkalinity (Total) as $CaCO_3$	102	116	107	118	144	150	185	199
	Sodium	6.1	7.2	6.9	6.8	10.6	10.3	10.5	9.4
	Sulfide	<0.022	<0.022	0.036 J	<0.022	<0.022	<0.022	<0.022	0.045 J
METALS	Iron	23.8	27.1	24.2	22.0	0.33	0.10	3.1	2.9
	Magnesium	18.5	19.4	18.9	17.3	15.6	18.2	16.8	16.8
	Manganese	8.2	7.6	8.7	6.8	0.79	0.51	3.5	3.1
	Potassium	6.0	6.8	6.0	6.3	6.8	7.7	7.1	6.7
FIELD	Dissolved Oxygen	0.30	0.40	0.09	0.94	0.02	0.58	0.03	0.12
	Oxidation-Reduction Potential (mV)	-111	-90.9	-124.9	-84.4	18.4	14.4	-161.5	-80.9
	Temperature (°C)	27.26	21.19	24.53	20.60	24.48	21.59	21.95	21.79
	Specific Conductance (µS/cm)	1065	1012	1007	909.2	779.8	826.9	842.2	770.5
	pH (s.u.)	6.76	6.82	6.66	6.82	6.57	6.89	7.01	7.18
	Turbidity (NTU)	4.91	0.18	4.41	3.98	4.95	0.56	4.94	4.55

Notes:
< = Indicates the parameter was not detected above the analytical method detection limit (MDL).
°C = degrees Celsius
J = Indicates the parameter was estimated and detected between the MDL and the reporting limit (RL).
µS/cm = microsiemens per centimeter
mV = millivolts
NTU = nephelometric turbidity units
s.u. = standard units
TDS = Total dissolved solids
(1) Appendix III/IV parameter per 40 CFR 257 Subpart D. Analysis of combined radium omitted from the pilot study monitoring program. Unless otherwise indicated, parameters are reported in units of milligrams per liter (mg/L).
(2) Metals were analyzed by EPA Method 6010D, 6020B, and 7470A, anions were analyzed by EPA Method 300.0, TDS was analyzed by SM2540C-2015, and combined radium 226/228 by EPA Methods 9315/9320.
(3) The pH value presented was recorded at the time of sample collection in the field.

Table 3
Summary of Daily Injection Volumes
Plant Hammond AP-1, Floyd County, Georgia

Date	Daily Injection Volume (gal)	
	HGWC-8 (East Area)	HGWC-13 (Southwest Area)
9/25/2023*	500	--
9/26/2023*	1,500	--
09/27/2023	2,200	--
09/28/2023	2,250	--
09/29/2023	2,350	--
09/30/2023	2,000	--
10/01/2023	2,250	--
10/02/2023	2,300	--
10/03/2023	250	--
10/4/2023*	--	238
10/9/2023*	--	580
10/10/2023	--	1,050
10/11/2023	--	1,575
10/12/2023	--	1,975
10/13/2023	--	1,400
10/14/2023	--	1,625
10/15/2023	735	--
10/16/2023	2,080	--
10/17/2023	585	--
TOTAL:	**19,000**	**8,443**

Notes:
-- = indicates no injections occurred on this date
* = injection consisted of potable water
gal = gallons

FIGURES

N

LEGEND

Plant Hammond Property Boundary

Note:
1. Aerial photograph source: Google Earth Pro, August 2019 and Georgia Power Company, February 2023.

0 625 1,250 2,500

SCALE IN FEET

SITE LOCATION MAP

GEORGIA POWER COMPANY
PLANT HAMMOND AP-1
ROME, FLOYD COUNTY, GEORGIA

Prepared For: Georgia Power

Prepared By: Geosyntec consultants

FIGURE 1

KENNESAW, GA | NOVEMBER 2023

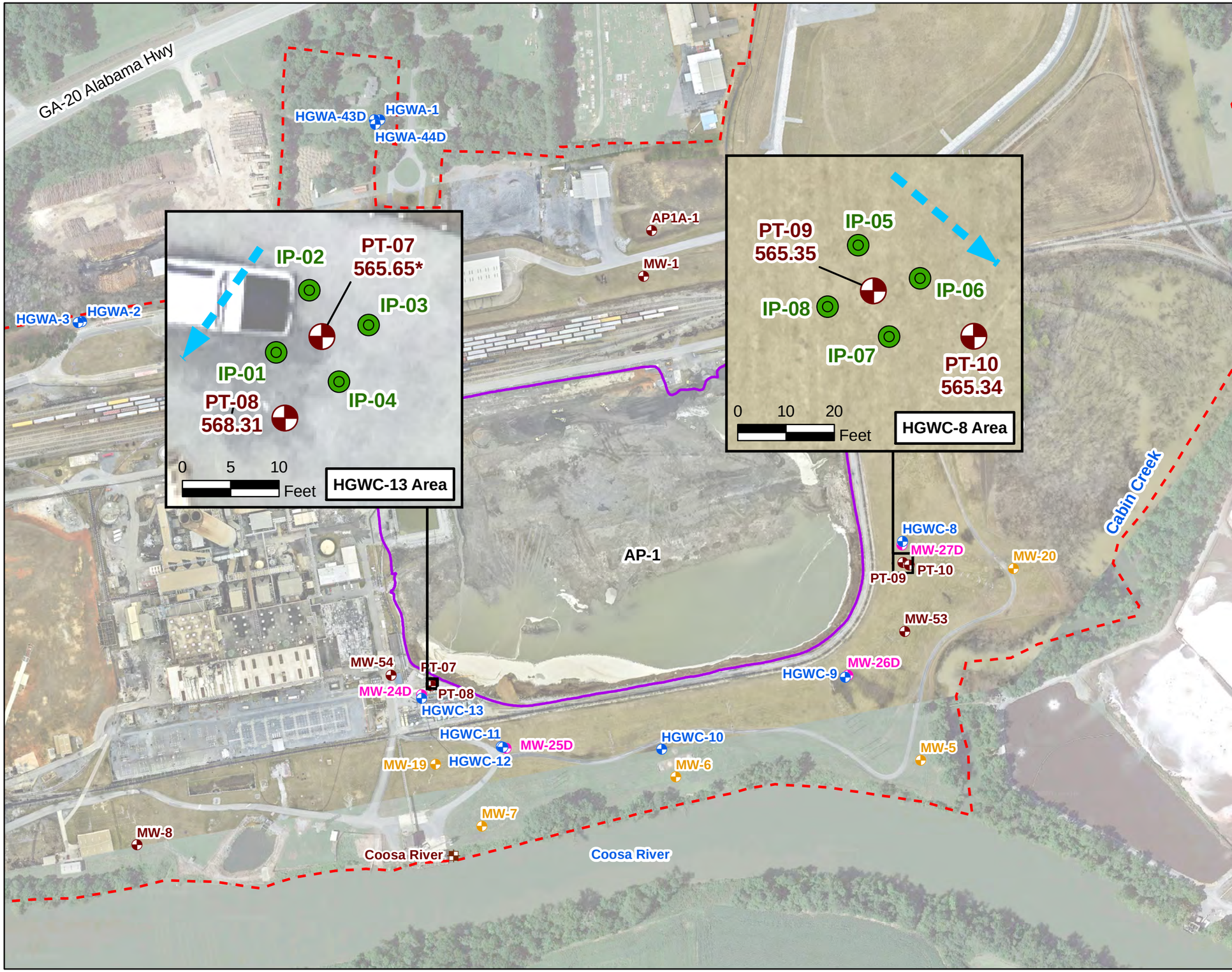

N

LEGEND

- Detection Monitoring Well
- Horizontal Assessment Monitoring
- Vertical Assessment Monitoring
- Piezometer (See Note 2)
- Surface Water Level Gauge Point
- Injection Point
- Approximate Groundwater Flow Direction
- Approximate AP-1
- Plant Hammond Property Boundary

Notes:
1. Piezometers PT-07, PT-08, PT-09, PT-10, MW-53 and MW-54 were installed in support of an Assessment of Corrective Measures geochemical injections pilot study and are not included in the routine semiannual sampling of the monitoring well network.
2. Piezometer water elevations for PT-07 through PT-09 were recorded on August 7, 2023. Elevation are in feet (ft) referenced to the North American Vertical Datum of 1998 (NAVD 88).
3. "*" - The groundwater flow direction in this area is based on historical data for the site and does not consider PT-07.
4. Aerial photograph source: Google Earth Pro, August 2019, and Georgia Power Company, February 2023.

0 150 300 600

SCALE IN FEET

PILOT STUDY INJECTION POINT AND MONITORING WELL LOCATIONS

GEORGIA POWER COMPANY
PLANT HAMMOND AP-1
ROME, FLOYD COUNTY, GEORGIA

Prepared For: Georgia Power

Prepared By: Geosyntec consultants

KENNESAW, GA | NOVEMBER 2023

FIGURE 2

APPENDIX A

Well Design, Installation, and Development Report – Addendum No. 5

Prepared for

Georgia Power Company
241 Ralph McGill Blvd NE
Atlanta, Georgia 30308

WELL DESIGN, INSTALLATION, AND DEVELOPMENT REPORT - ADDENDUM No. 5

PLANT HAMMOND ASH POND 1 (AP-1)

Prepared by

Geosyntec consultants

engineers | scientists | innovators

1255 Roberts Boulevard, Suite 200
Kennesaw, Georgia 30144

Project Number GW6581E

October 2023

Georgia Power

CERTIFICATION PAGE

I hereby certify that this *Well Design, Installation, and Development Report – Addendum No. 5, Plant Hammond Ash Pond 1 (AP-1)* has been prepared by, or under the direct supervision of, a Qualified Groundwater Scientist with Geosyntec Consultants, Inc. and is in compliance with the United States Environmental Protection Agency Coal Combustion Residual Rule [40 Code of Federal Regulations 257 Subpart D], specifically §257.91(e)(1), and the Georgia Environmental Protection Division Rules for Solid Waste Management 391-3-4-.10.

According to 391-3-4-.01, a Qualified Groundwater Scientist is "a professional engineer or geologist registered to practice in Georgia who has received a baccalaureate or post-graduate degree in the natural sciences or engineering and has sufficient training and experience in groundwater hydrology and related fields that enable individuals to make sound professional judgments regarding groundwater monitoring, contaminant fate and transport, and corrective action."

_____ October 3, 2023

Christine Hug P.G. Date

Georgia Professional Geologist No. 002221

Project Manager

Geosyntec Consultants

TABLE OF CONTENTS

LIST OF TABLES

LIST OF FIGURES

LIST OF APPENDICES

LIST OF ACRONYMS

AP	Ash Pond
ASTM	American Society for Testing and Materials
CCR	coal combustion residual
CFR	Code of Federal Regulations
CFS	Civil Field Services
DO	dissolved oxygen
GA EPD	Georgia Environmental Protection Division
Georgia Power	Georgia Power Company
NAD	North America Datum
NAVD	North American Vertical Datum
NSF	National Sanitation Foundation
ORP	oxygen reduction potential
PVC	polyvinyl chloride
SCS	Southern Company Services
TOC	top of casing
US EPA	United States Environmental Protection Agency

1. INTRODUCTION

This report provides details regarding the design, installation, and development of six piezometers[1] (MW-53, MW-54, PT-07, PT-08, PT-09, and PT-10) to supplement the current groundwater monitoring system at Georgia Power Company (Georgia Power) Plant Hammond (Site) Ash Pond 1 (AP-1). The report was prepared as an addendum to previously submitted well design, installation, development and decommissioning reports issued for the Site (ERM, 2017; Geosyntec 2019, 2020a, 2020b, and 2020c), and meets the requirements promulgated in the United States Environmental Protection Agency (US EPA) coal combustion residual (CCR) rule [40 Code of Federal Regulations (CFR) Part 257, Subpart D], specifically 40 CFR §257.91(e)(1) and Georgia Environmental Protection Division (GA EPD) Rules for Solid Waste Management 391-3-4-.10.

Plant Hammond is located in Floyd County, approximately 10 miles west of Rome, Georgia. The current groundwater monitoring system at AP-1 includes a network of detection monitoring wells, assessment monitoring wells, and piezometers. The locations of these wells and piezometers are shown on **Figure 1**.

MW-53 and MW-54 were installed to characterize site conditions. PT-07, PT-08, PT-09, and PT-10 were installed to specifically monitor the performance of the pilot study injections in support of the Assessment of Corrective Measures program.

[1] For the purposes of this report, unless otherwise specified, the term "well" will be used interchangeably with "piezometer".

2. DRILLING AND WELL INSTALLATION

Well installation and development activities were performed according to accepted industry standards and following guidelines within the Manual for Groundwater Monitoring (GA EPD, 1991). Well drilling, installation, and surface completion activities were performed by Cascade Drilling, Inc. of Midland, North Carolina. In accordance with the Georgia Water Well Standards Act, the driller was required to have an insurance bond on file with the State of Georgia at the time of drilling. A copy of this bond is provided in **Appendix A**. A geologist under the supervision of a professional geologist (PG) registered to practice in the State of Georgia, both of whom are employed with Geosyntec Consultants (Geosyntec), documented the drilling and installation efforts to record observations, soil and rock descriptions, subsurface stratigraphy, water elevations, and other field activities. Geosyntec was also responsible for the development of the newly installed wells.

The locations of the new piezometers are shown on **Figure 1**. Well construction details are provided in **Table 1**; boring and well construction logs are included in **Appendix B**.

2.1 Drilling Method

The boreholes were advanced using rotosonic drilling techniques with continuous core collection. Terra Sonic compact crawler size track mounted rig with a 6-inch sonic drill rod was used to install the wells. Care was taken so that the drilling methods did not introduce contamination of the groundwater from surface activities. Drilling equipment was cleaned prior to mobilizing to the site.

2.2 Screened Interval

Details regarding the well screened intervals are provided in **Table 1**. The wells are screened in the uppermost water bearing unit of the Site. Screened elevations across the new wells range from approximately 564.98 to 544.30 feet (referenced to the North American Vertical Datum of 1988). The wells were constructed with a 10 foot well screen segment.

2.3 Well Casings and Screens

The wells were constructed of 2-inch inner diameter Schedule 40 polyvinyl chloride (PVC) casing with flush-threaded fittings. The wells were installed with a 10-foot nominal length pre-packed dual-wall well screen with 0.010-inch slots. The casing and

pre-packed screens arrived pre-cleaned and packaged by the manufacturer. The pre-packed well screens were constructed onsite by packing sand between slotted PVC and the well screen. Well construction materials are sufficiently durable to resist chemical and physical degradation and do not interfere with the quality of groundwater samples. Casing and screen are flush-threaded. Solvent or glue was not used to construct the wells. A threaded bottom cap was attached to the bottom of each well screen. The PVC products used were American Society for Testing and Materials (ASTM) and National Sanitation Foundation (NSF) rated. Well screen interval details are provided in **Table 1**.

2.4 Well Intake Design

The wells were designed and constructed to: (1) allow sufficient groundwater flow to the well for sampling; (2) minimize the passage of formation materials (turbidity) into the well; and (3) ensure sufficient structural integrity to prevent collapse of the well. The annular space between the face of the formation and the screens was filled to minimize passage of formation materials into the well. A filter pack of clean, well-rounded, quartz sand was installed in each well. The 0.01-inch slot size was selected to minimize the inflow of formation material without impairing influent groundwater flow.

2.5 Filter Pack

Highly Pure Quartzite of Consolidated Aggregates Co. silica sand filter pack was used as the appropriate gradation for the wells. The filter pack material meets the ASTM D5092 uniformity coefficient specification of 2.5 or less, with a uniformity coefficient of 1.6.

Filter pack material was placed within the pre-packed dual-wall well screens and in the annular space between the outside of the pre-pack screen and borehole wall to ensure an adequate thickness of filter pack material between the wells and the formation. Placement of the filter pack between the borehole wall and PVC was placed via gravity-pouring. Filter pack material placed in the annular space outside of the well screens extended approximately 2 feet above the top of screens. No bridging occurred during filter pack placement at any of the well locations.

Upon placement of the filter pack, the wells were pumped with a submersible pump to assure settlement of the filter pack. The top of filter pack depth was measured following pumping to ensure appropriate extension of filter sand above the screens. The depth of top of filter pack was measured and recorded on the well construction logs provided in **Appendix B**.

2.6 Annular Seal

A minimum of two feet of bentonite chips (PelPlug un-coated 3/8-inch bentonite pellets) were placed immediately above the filter pack by gravity-pouring into the annular space and hydrated per manufacture's specifications. A tremie pipe was used to probe the annular space to ensure that no bridging occurred. The bentonite was hydrated with potable water for a duration meeting the manufacture's specifications prior to grouting the remaining annulus.

The annulus above the bentonite seal was grouted with AquaGuard bentonite grout placed via tremie pipe and direct pour methods from the top of the bentonite seal. During grouting, care was taken to assure that the bentonite seal was not disturbed by locating the base of the tremie pipe approximately 2 feet above the bentonite seal and injecting grout at low pressure/velocity. A cement apron 4-feet by 4-feet by 4-inches was poured around the protective risers at wells MW-53, PT-09, and PT-10. A cement apron 2-feet by 2-feet by 4-inches was poured around flush mount wells PT-07, PT-08, and MW-54. The pads were mounded slightly outward to direct surface drainage away from the wells.

2.7 Cap and Protective Casing

The well risers at MW-53, PT-09, and PT-10 were fitted with a locking cap and a lockable cover. A one-quarter inch vent hole was drilled into the PVC riser pipes to provide an avenue for the escape of gas. A weep hole was drilled in the outer protective casing near the bottom above the concrete pad. Pea gravel was placed inside the protective casing between the riser pipe and the outer casing. The wells were clearly marked with the proper well identification number on the stand-up casing. The lockable cover guards the casing from damage and the locking caps serve as a security device to prevent well tampering. Bollards were installed around MW-53, and well cluster PT-09, and PT-10 to protect the general well area.

MW-54, PT-07, and PT-08 were installed with flush-mounted well vaults and watertight flush-mounted well covers. The wells were clearly marked with the proper well identification number on a secured aluminum well tag on the manhole covers.

Construction details are documented on the well construction logs provided in **Appendix B**.

3. WELL DEVELOPMENT

The wells were developed using a combination of surging and pumping to (1) restore the natural hydraulic conductivity of the formation, and (2) to remove fine-grained sediment to ensure low-turbidity groundwater samples. The wells were alternately surged and purged until visually clear of particulates. Turbidity, pH, temperature, conductivity, oxidation-reduction potential (ORP), and dissolved oxygen (DO) measurements were recorded to ensure that each well was fully developed. The well development and calibration field forms are included in **Appendix C**.

4. SURVEY

Upon completion of the well installations, select horizontal locations and vertical elevations were surveyed by a Georgia-licensed surveyor. The top of the PVC well casing [top of casing (TOC) elevation] and the survey pin installed at the well pads were surveyed to within 0.5-foot horizontal accuracy and to 0.01-foot vertical accuracy. The horizontal location (i.e., northings and eastings) was recorded in feet relative to the North America Datum of 1983 (NAD) with the vertical elevation recorded in feet relative to the North American Vertical Datum of 1988. Certified survey data are provided in the well construction table (**Table 1**). A copy of the certified well survey data for the new wells are provided in **Appendix D**.

5. REFERENCES

Environmental Resources Management (ERM), 2017. *Well Design, Installation, Development, and Decommissioning Report – Plant Hammond Ash Ponds 1 and 2*. October 2017.

Georgia Environmental Protection Division (GA EPD), Georgia Department of Natural Resources, 1991. *Manual for Groundwater Monitoring*. September 1991.

Geosyntec Consultants, 2019. Well Design, Installation and Development Report – Addendum, Plant Hammond Ash Ponds 1 and 2 (AP-1 and AP-2). June 2019.

Geosyntec Consultants, 2020a. Well Design, Installation and Development Report – Addendum 2, Plant Hammond Ash Ponds 1 (AP-1). January 2020.

Geosyntec Consultants, 2020b. Well Design, Installation and Development Report – Addendum No 3, Plant Hammond Ash Ponds 1 (AP-1). July 2020.

Geosyntec Consultants, 2020c. Well Design, Installation and Development Report – Addendum No 4, Plant Hammond Ash Ponds 1 (AP-1). November 2020.

United States Environmental Protection Agency. 2015a. Federal Register. Volume 80. No. 74. Friday April 17, 2015. Part II. Environmental Protection Agency. 40 CFR Parts 257 and 261. Hazardous and Solid Waste Management System; Disposal of Coal Combustion Residuals from Electric Utilities; Final Rule. [EPA-HQ-RCRA–2009–0640; FRL–9919–44–OSWER]. RIN–2050–AE81, April 2015

TABLE

Table 1
Summary of Well Construction Details
Plant Hammond AP-1, Floyd County, Georgia

Well ID	Purpose	Well Completion	Installation Date	Northing (1)	Easting (1)	Ground Surface Elevation (2) (ft)	Top of Casing Elevation (2) (ft)	Top of Screen Elevation (ft)	Bottom of Screen Elevation (ft)	Well Depth (ft bgs) (3)
PT-07	Piezometer	Flush Mount	6/3/2023	1548675.24	1940933.39	592.00	591.75	554.40	544.30	48.00
PT-08	Piezometer	Flush Mount	6/3/2023	1548666.82	1940929.58	592.10	591.83	560.20	550.20	42.20
PT-09	Piezometer	Protective Riser	6/1/2023	1549049.74	1942393.11	577.33	580.35	560.18	550.18	27.45
PT-10	Piezometer	Protective Riser	6/1/2023	1549040.34	1942413.88	577.39	580.44	560.29	550.29	27.40
MW-53	Piezometer	Protective Riser	6/2/2023	1548835.51	1942399.62	577.64	580.59	554.54	544.54	33.40
MW-54	Piezometer	Flush mount	6/2/2023	1548699.51	1940805.03	592.98	592.66	564.98	554.98	38.30

Notes:
ft bgs = feet below ground surface.
(1) Coordinates in North American Datum (NAD) 1983, State Plane, Georgia-West, feet. Survey was completed by GEL Solutions and certified July 17, 2023, and August 30, 2023.
(2) Vertical elevations are referenced to the North American Vertical Datum (NAVD) of 1988. Ground surface elevation defined at the survey nail installed within the well pad.
Survey was completed by GEL Solutions and certified July 17, 2023, and August 30, 2023.
(3) Total well depth accounts for 0.3 ft sump.

FIGURE

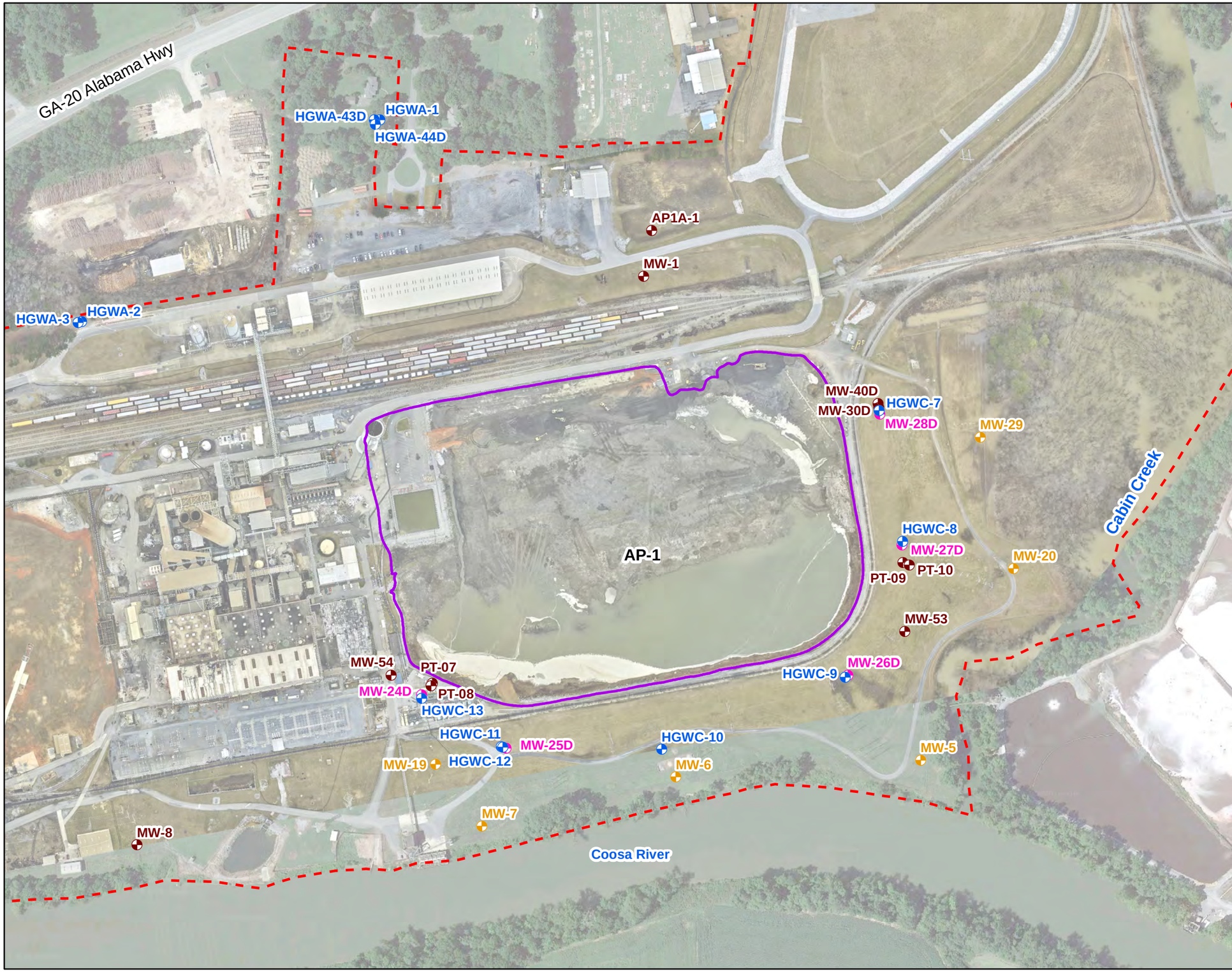

N

LEGEND

- Detection Monitoring Well
- Horizontal Assessment Monitoring Well
- Vertical Assessment Monitoring Well
- Piezometer
- Approximate AP-1 Boundary
- Plant Hammond Property Boundary

Notes:

1. Aerial photograph source: Google Earth Pro, August 2019, and Georgia Power Company, February 2023.

0 150 300 600

SCALE IN FEET

GROUNDWATER MONITORING NETWORK MAP

GEORGIA POWER COMPANY
PLANT HAMMOND AP-1
ROME, FLOYD COUNTY, GEORGIA

Prepared For: Georgia Power

Prepared By: Geosyntec consultants

KENNESAW, GA | OCTOBER 2023

FIGURE 1

APPENDIX A

Well Driller Performance Bonds

CONTINUATION
CERTIFICATE

Atlantic Specialty Insurance Company , Surety upon

a certain Bond No. 800033976

dated effective September 27, 2017
(MONTH-DAY-YEAR)

on behalf of Ricky Davis / Cascade Drilling, L.P.
(PRINCIPAL)

and in favor of Department of Natural Resources, State of Georgia
(OBLIGEE)

does hereby continue said bond in force for the further period

beginning on June 30, 2023
(MONTH-DAY-YEAR)

and ending on June 30, 2025
(MONTH-DAY-YEAR)

Amount of bond Thirty Thousand and 00/100 Dollars ($30,000.00)

Description of bond Performance Bond for Water Well Contractors

Premium:

PROVIDED: That this continuation certificate does not create a new obligation and is executed upon the express condition and provision that the Surety's liability under said bond and this and all Continuation Certificates issued in connection therewith shall not be cumulative and that the said Surety's aggregate liability under said bond and this and all such Continuation Certificates on account of all defaults committed during the period (regardless of the number of years) said bond had been and shall be in force, shall not in any event exceed the amount of said bond as hereinbefore set forth.

Signed and dated on April 13, 2023
(MONTH-DAY-YEAR)

Atlantic Specialty Insurance Company

By

ATTORNEY-IN-FACT Carlos A. Albelo

Power of Attorney

KNOW ALL MEN BY THESE PRESENTS, that ATLANTIC SPECIALTY INSURANCE COMPANY, a New York corporation with its principal office in Plymouth, Minnesota, does hereby constitute and appoint: **Megan Sivley, Melissa Haddick, Sandra Parker, Orlando Aguirre, Stacy Killebrew, Carlos A. Albelo**, each individually if there be more than one named, its true and lawful Attorney-in-Fact, to make, execute, seal and deliver, for and on its behalf as surety, any and all bonds, recognizances, contracts of indemnity, and all other writings obligatory in the nature thereof; provided that no bond or undertaking executed under this authority shall exceed in amount the sum of: **unlimited** and the execution of such bonds, recognizances, contracts of indemnity, and all other writings obligatory in the nature thereof in pursuance of these presents, shall be as binding upon said Company as if they had been fully signed by an authorized officer of the Company and sealed with the Company seal. This Power of Attorney is made and executed by authority of the following resolutions adopted by the Board of Directors of ATLANTIC SPECIALTY INSURANCE COMPANY on the twenty-fifth day of September, 2012:

Resolved: That the President, any Senior Vice President or Vice-President (each an "Authorized Officer") may execute for and in behalf of the Company any and all bonds, recognizances, contracts of indemnity, and all other writings obligatory in the nature thereof, and affix the seal of the Company thereto; and that the Authorized Officer may appoint and authorize an Attorney-in-Fact to execute on behalf of the Company any and all such instruments and to affix the Company seal thereto; and that the Authorized Officer may at any time remove any such Attorney-in-Fact and revoke all power and authority given to any such Attorney-in-Fact.

Resolved: That the Attorney-in-Fact may be given full power and authority to execute for and in the name and on behalf of the Company any and all bonds, recognizances, contracts of indemnity, and all other writings obligatory in the nature thereof, and any such instrument executed by any such Attorney-in-Fact shall be as binding upon the Company as if signed and sealed by an Authorized Officer and, further, the Attorney-in-Fact is hereby authorized to verify any affidavit required to be attached to bonds, recognizances, contracts of indemnity, and all other writings obligatory in the nature thereof.

This power of attorney is signed and sealed by facsimile under the authority of the following Resolution adopted by the Board of Directors of ATLANTIC SPECIALTY INSURANCE COMPANY on the twenty-fifth day of September, 2012:

Resolved: That the signature of an Authorized Officer, the signature of the Secretary or the Assistant Secretary, and the Company seal may be affixed by facsimile to any power of attorney or to any certificate relating thereto appointing an Attorney-in-Fact for purposes only of executing and sealing any bond, undertaking, recognizance or other written obligation in the nature thereof, and any such signature and seal where so used, being hereby adopted by the Company as the original signature of such officer and the original seal of the Company, to be valid and binding upon the Company with the same force and effect as though manually affixed.

IN WITNESS WHEREOF, ATLANTIC SPECIALTY INSURANCE COMPANY has caused these presents to be signed by an Authorized Officer and the seal of the Company to be affixed this first day of January, 2023.

ATLANTIC SPECIALTY INSURANCE COMPANY CORPORATE SEAL 1986 NEW YORK

By _____
Sarah A. Kolar, General Counsel

STATE OF MINNESOTA
HENNEPIN COUNTY

On this first day of January, 2023, before me personally came Sarah A. Kolar, General Counsel of ATLANTIC SPECIALTY INSURANCE COMPANY, to me personally known to be the individual and officer described in and who executed the preceding instrument, and she acknowledged the execution of the same, and being by me duly sworn, that she is the said officer of the Company aforesaid, and that the seal affixed to the preceding instrument is the seal of said Company and that the said seal and the signature as such officer was duly affixed and subscribed to the said instrument by the authority and at the direction of the Company.

ALISON DWAN NASH-TROUT
NOTARY PUBLIC - MINNESOTA
My Commission Expires
January 31, 2026

_____
Notary Public

I, the undersigned, Secretary of ATLANTIC SPECIALTY INSURANCE COMPANY, a New York Corporation, do hereby certify that the foregoing power of attorney is in full force and has not been revoked, and the resolutions set forth above are now in force.

Signed and sealed. Dated 13th day of April, 2023.

ATLANTIC SPECIALTY INSURANCE COMPANY CORPORATE SEAL 1986 NEW YORK

This Power of Attorney expires
January 31, 2025

_____
Kara Barrow, Secretary

Please direct bond verifications to surety@intactinsurance.com

APPENDIX B

Boring and Well Construction Logs

Geosyntec consultants

engineers | scientists | innovators

PT-07

CLIENT Southern Company Services
PROJECT NAME Plant Hammond Well Installation
PROJECT NUMBER GW6581E
PROJECT LOCATION Plant Hammond
DATE STARTED 06/03/23 **COMPLETED** 06/03/23
NORTHING 1548675.24 ft **EASTING** 1940933.39 ft
DRILLER Cascade Drilling
GROUND ELEVATION 592.00 ft **BORING DIAMETER** 6 in.
DRILLING METHOD Sonic
TOP OF CASING ELEVATION 591.75 ft
SAMPLING METHOD Sonic Core
GEOPHYSICAL CONTRACTOR ---
RIG TYPE Terrasonic Compact Crawler
LOGGED BY T. Kessler **CHECKED BY** C. Hug

DEPTH (ft)	ELEVATION (ft)	REMARKS	GRAPHIC LOG	MATERIAL DESCRIPTION	CONSTRUCTION DIAGRAM
0		Air knifed material		SILTY SAND, reddish-brown, fine sand with abundant angular fine gravel, moist.	Flush mount well cover set in concrete
	590				
10		Hard drilling; high water return.			
	580			579.0	
				CLAY, reddish-brown to gray, trace fine sand, trace angular fine gravel, medium plasticity, moist.	Approx. 45 gallon of Aquaguard Bentonite Grout
				572.0	
20				CLAY, reddish yellow, trace silt, medium plasticity, moist, red and gray mottling throughout.	
	570				
				27 to 30 ft: Light gray, trace fine sand.	
30					Approx 3.75 gallon of uncoated 3/8" bentonite pellets
	560			559.0	
				SANDY CLAY, reddish yellow, fine sand with trace rounded gravel, medium to low plasticity, wet.	
				557.0	
				SILTY SAND, reddish yellow, subangular, medium to fine sand, rounded, fine gravel throughout, wet.	Approx. 19 gallon of 20/40 Silica Sand
40				551.0	
	550			SILTY CLAY, reddish yellow, medium to high plasticity, moist to wet, trace gray mottling.	0.010 slot size 2" Pre Pack, U-Pack Screen
		Hard drilling; rock at 46 feet bgs.		545.0	
				No recovery (47 to 48.6 ft)	0.3 ft Sump
				543.4	

Bottom of borehole at 48.6 feet below ground surface (ft bgs).

Geosyntec consultants

engineers | scientists | innovators

PT-08

CLIENT Southern Company Services
PROJECT NAME Plant Hammond Well Installation
PROJECT NUMBER GW6581E
PROJECT LOCATION Plant Hammond
DATE STARTED 06/03/23 **COMPLETED** 06/03/23
NORTHING 1548666.82 ft **EASTING** 1940929.58 ft
DRILLER Cascade Drilling
GROUND ELEVATION 592.10 ft **BORING DIAMETER** 6 in.
DRILLING METHOD Sonic
TOP OF CASING ELEVATION 591.83 ft
SAMPLING METHOD Sonic Core
GEOPHYSICAL CONTRACTOR ---
RIG TYPE Terrasonic Compact Crawler
LOGGED BY T. Kessler **CHECKED BY** C. Hug

DEPTH (ft)	ELEVATION (ft)	REMARKS	GRAPHIC LOG	MATERIAL DESCRIPTION	CONSTRUCTION DIAGRAM
0		Air knifed material		SILTY SAND, reddish-brown, fine sand, abundant angular fine to coarse gravel, moist.	Flush mount well cover set in concrete
	590				
10		Very soft drilling, no vibrations to 18 feet bgs. Fill material from 13-16 feet bgs.		CLAY, reddish-brown to gray, trace fine sand and angular to rounded fine gravel, trace silt, medium plasticity, moist, trace organic material.	Approx. 35 gallon of Aquauard Bentonite Grout
	580				
20		Drilling becomes harder; significant amount of return water to surface during overdrill.		CLAY, red to yellowish red, trace silt and trace fine sand from 20-21 feet bgs, medium plasticity, moist, gray mottling throughout.	Approx 2.5 gallon of uncoated 3/8" bentonite pellets
	570				
30					Approx. 19 gallon of 20/40 Silica Sand
	560			SILTY SAND, yellowish red, fine sand with trace rounded fine gravel, moist to wet.	
				SILTY SAND, yellowish red, subrounded medium to fine sand, abundant rounded fine to coarse gravel, wet.	0.010 slot size 2" Pre Pack, U-Pack Screen
40					
	550			SANDY CLAY, yellowish red, fine sand and trace gravel, medium plasticity, moist.	0.3 ft Sump

582.1 572.1 559.1 555.1 550.6 549.1

Bottom of borehole at 43.0 feet below ground surface (ft bgs).

Geosyntec consultants

engineers | scientists | innovators

PT-09

CLIENT Southern Company Services
PROJECT NAME Plant Hammond Well Installation
PROJECT NUMBER GW6581E
PROJECT LOCATION Plant Hammond
DATE STARTED 05/31/23 **COMPLETED** 06/01/23
NORTHING 1549049.74 ft **EASTING** 1942393.11 ft
DRILLER Cascade Drilling
GROUND ELEVATION 577.33 ft **BORING DIAMETER** 6 in.
DRILLING METHOD Sonic
TOP OF CASING ELEVATION 580.35 ft
SAMPLING METHOD Sonic Core
GEOPHYSICAL CONTRACTOR ---
RIG TYPE Terrasonic Compact Crawler
LOGGED BY T. Kessler **CHECKED BY** C. Hug

DEPTH (ft)	ELEVATION (ft)	REMARKS	GRAPHIC LOG	MATERIAL DESCRIPTION	
0		Hand augered from 0-10 feet bgs.		CLAY, reddish-brown, trace fine sand, medium to low plasticity, dry to moist, trace organics.	
	570				
10		Water encountered at ~11 feet bgs; easy drilling.		CLAY, reddish-brown to yellowish-brown, trace fine sand, medium to low plasticity, moist, gray mottling throughout.	567.3
	560	Alluvium from 17-28 feet bgs.		CLAYEY SAND, gray to yellowish-brown, subrounded medium to fine sand and trace silt, medium plasticity clay, moist to wet. 18 to 18.3 ft: Trace subrounded gravel.	560.3
20				CLAYEY SAND, yellowish-brown, subrounded medium to fine sand, abundant rounded to subrounded gravel, abundant silt, wet. From 20 ft: Medium to coarse grained sand, trace silt.	559.0
	550			From 26 ft: Trace rounded fine to coarse gravel.	548.8

CONSTRUCTION DIAGRAM



Bottom of borehole at 28.5 feet below ground surface (ft bgs).

Geosyntec consultants

engineers | scientists | innovators

PT-10

CLIENT Southern Company Services
PROJECT NAME Plant Hammond Well Installation
PROJECT NUMBER GW6581E
PROJECT LOCATION Plant Hammond
DATE STARTED 06/01/23 **COMPLETED** 06/01/23
NORTHING 1549040.34 ft **EASTING** 1942413.88 ft
DRILLER Cascade Drilling
GROUND ELEVATION 577.39 ft **BORING DIAMETER** 6 in.
DRILLING METHOD Sonic
TOP OF CASING ELEVATION 580.44 ft
SAMPLING METHOD Sonic Core
GEOPHYSICAL CONTRACTOR ---
RIG TYPE Terrasonic Compact Crawler
LOGGED BY T. Kessler **CHECKED BY** C. Hug

DEPTH (ft)	ELEVATION (ft)	REMARKS	MATERIAL DESCRIPTION	
0		Hand augered from 0-10 feet bgs.	CLAY, brown to reddish-brown, trace sand, medium to low plasticity, moist, trace organics, black and gray mottling throughout.	
	570			
10			CLAY, yellowish-brown, trace fine sand, medium to low plasticity, moist to dry, gray and red mottling throughout.	567.4
	560		SANDY CLAY, yellowish-brown, medium to low plasticity, trace subrounded gravel, moist to wet.	560.4
			CLAYEY SAND, yellowish-brown/reddish yellow, subrounded medium to fine sand, abundant rounded/sub rounded gravel, abundant silt.	558.9
20			SANDY CLAY, reddish yellow, medium plasticity, abundant subrounded gravel, trace fine sand, wet.	557.4
			SILTY SAND, yellow, medium to fine, subangular, with trace subrounded fine gravel, wet.	556.4
		Hard drilling from 26-27.5 feet bgs; rod drop from 26.5-27 feet bgs.	SILTY CLAY, brown, low plasticity, abundant fine sand and subrounded fine gravel, wet.	552.9
	550		LIMESTONE, gray, hard, effervesces with acid.	550.9
				549.4

CONSTRUCTION DIAGRAM



- Aboveground well cover set in concrete
- Approx. 15 gallon of Aquauard Bentonite Grout
- Approx. 2.5 gallon of uncoated 3/8" bentonite pellets
- Approx. 19 gallon of 20/40 Silica Sand
- 0.010 slot size 2" Pre Pack, U-Pack Screen
- 0.3 ft Sump

Bottom of borehole at 28.0 feet below ground surface (ft bgs).

Geosyntec consultants

engineers | scientists | innovators

MW-53

CLIENT	Southern Company Services	**PROJECT NAME**	Plant Hammond Well Installation
PROJECT NUMBER	GW6581E	**PROJECT LOCATION**	Plant Hammond
DATE STARTED	06/01/23 **COMPLETED** 06/02/23	**NORTHING**	1548835.51 ft **EASTING** 1942399.62 ft
DRILLER	Cascade Drilling	**GROUND ELEVATION**	577.64 ft **BORING DIAMETER** 6 in.
DRILLING METHOD	Sonic	**TOP OF CASING ELEVATION**	580.59 ft
SAMPLING METHOD	Sonic Core	**GEOPHYSICAL CONTRACTOR**	---
RIG TYPE	Terrasonic Compact Crawler	**LOGGED BY**	T. Kessler **CHECKED BY** C. Hug

DEPTH (ft)	ELEVATION (ft)	REMARKS	GRAPHIC LOG	MATERIAL DESCRIPTION	CONSTRUCTION DIAGRAM
0		Hand augered from 0-10 feet bgs.		CLAY, reddish-brown, medium to low plasticity, dry to moist, trace organic, black mottling throughout.	Aboveground well cover set in concrete
	570				Approx. 25 gallon of Aquauard Bentonite Grout
10				567.6 CLAY, reddish yellow, trace silt, medium to low plasticity, moist, gray mottling throughout. From 11 ft: Trace organics.	
	560			558.6	Approx. 2.5 gallon of uncoated 3/8" bentonite pellets
20				557.6 CLAYEY SAND, reddish yellow, medium to coarse grained, subrounded, moist to wet.	
				555.6 CLAY, reddish yellow, medium plasticity, abundant rounded gravel and abundant silt, wet.	Approx. 19 gallon of 20/40 Silica Sand
	550	Drill to 30 feet bgs. Rod drop from 30-33 feet bgs.		SAND, reddish yellow, subrounded to subangular, fine to coarse grained with trace rounded gravel and trace low plasticity clay, wet.	0.010 slot size 2" Pre Pack, U-Pack Screen
30				543.2	0.3 ft Sump

Bottom of borehole at 34.4 feet below ground surface (ft bgs).

Geosyntec consultants

engineers | scientists | innovators

MW-54

CLIENT Southern Company Services
PROJECT NAME Plant Hammond Well Installation
PROJECT NUMBER GW6581E
PROJECT LOCATION Plant Hammond
DATE STARTED 06/02/23 **COMPLETED** 06/02/23
NORTHING 1548699.51 ft **EASTING** 1940805.03 ft
DRILLER Cascade Drilling
GROUND ELEVATION 592.98 ft **BORING DIAMETER** 6 in.
DRILLING METHOD Sonic
TOP OF CASING ELEVATION 592.66 ft
SAMPLING METHOD Sonic Core
GEOPHYSICAL CONTRACTOR ---
RIG TYPE Terrasonic Compact Crawler
LOGGED BY T. Kessler **CHECKED BY** C. Hug

DEPTH (ft)	ELEVATION (ft)	REMARKS	GRAPHIC LOG	MATERIAL DESCRIPTION	CONSTRUCTION DIAGRAM
0		Air knifed material		CLAY, reddish yellow, trace silt, medium plasticity, wet, dark gray mottling.	Flush mount well cover set in concrete
	590				
				583.0	Approx. 30 gallon of Aquauard Bentonite Grout
10		Gravel from 10.5 feet bgs is collapse from air knife material.		SILTY SAND, dark gray to black, subrounded medium to fine sand, trace rounded gravel, moist.	
	580			579.0	
				CLAY, reddish yellow, medium plasticity, moist to dry, red black and gray mottling throughout.	
				573.0	
20		Slow drilling.		SILTY CLAY, reddish yellow, hard, medium to low plasticity, dry to moist, red/gray mottling throughout.	Approx. 2.5 gallon of uncoated 3/8" bentonite pellets
	570			567.5	
				SILTY SAND, pink/light yellowish gray, fine, subrounded, moist. 566.0	Approx. 19 gallon of 20/40 Silica Sand
				SANDY CLAY, reddish yellow, low plasticity, sand is fine to medium, moist.	
				563.0	
30				SAND, reddish yellow/light gray, fine-grained with trace of fine, rounded gravel throughout, wet.	
	560				0.010 slot size 2" Pre Pack, U-Pack Screen
				36 to 36.3 ft: Clay.	0.3 ft Sump
40		Drilled to 39 feet bgs; core barrel sinks to 45 feet bgs; settles on rock.			Approx. 8 gallon of uncoated 3/8" bentonite pellets
	550			548.0	

Bottom of borehole at 45.0 feet below ground surface (ft bgs).

APPENDIX C

Well Development and Equipment Calibration Forms

Geosyntec consultants

GROUNDWATER SAMPLING LOG SHEET

Client: SCS
Site: Plant Hammond
Well ID: PT-07
Total Depth (ft): 48.6
Depth to Water (ft): 24.3
Well Diameter (in): 2
Well Volume (gal) = 0.041d²h: 3.99
Well Volume (L) = gal * 3.785: 15.10
d = well diameter (inches); h = length of water column (feet)
Well Type: (Flush) Stick Up
Well Lock: Yes (No)
Well Cap Condition: (Good) Replace
Well Tag Present: (Yes) No

Project No.: GN165816
Location: MD-1
Pump Type/Model: Monsoon
Tubing Material: Poly
Pump Intake Depth (ft): 43
Start/Stop Purge Time: 1205/1301
Purge Rate (mL/min): 8000
Total Purge Volume (L): 388
Purge Method: Low-Flow Well Volume Other: —
Sampling Method: Pump Discharge Other: —

Sampling Date: 6/28/23
Sampler's Name: AN
Sample Collection Time: —
Sample Purge Rate (mL/min): —
Sample ID: —
Laboratory Analyses: —
QA/QC Collected?
QA/QC I.D. —

All sample containers requiring chemical preservation properly preserved prior to demob from well? Yes No

Time	pH (SU)	Spec. Cond. (µS/cm)	ORP (mV)	DO (mg/L)	Temp. (°C)	Turbidity (NTUs)	DTW (ft btoc)	Purge Rate (mL/min)	Purged Volume (L)	Notes (Purge method, water clarity, odor, purge rate, issues with pump/well/weather/etc.)
1205										begin pre purging
1231	6.87	950.09	-58.2	0.01	19.25	73	28.5	8000	168	motor got filament stuck, had
1236	6.85	953.21	-93.0	0.00	18.90	57.6	28.8	8000	208	to clean multiplexmos
1241	6.85	959.95	-71.8	4.28	19.68	1083 AN	28.1	8000	248	had to remove filament
1246	6.86	953.78	-88.6	0.00	18.92	12.4	28.1	8000	288	
1251	6.86	955.59	-78.3	0.24	18.97	50.1	28.1	8000	328	
1256	6.86	953.50	-53.4	0.00	18.92	12.4	28.1	8000	348	
1301	6.86	954.07	-53.2	0.00	18.96	8.32	28.1	8000	388	
									6/28/23	AN
Stabilizing Criteria	+/- 0.1 SU	+/- 5%		0.2 mg/L or 10% for DO > 0.5 mg/L (whichever is greater)		< 5 NTUs	< 0.3 ft	> 100 mL < 250 mL	> 3L	

Geosyntec consultants

GROUNDWATER SAMPLING LOG SHEET

Client: SCS
Site: Plant Hammond
Well ID: PT-07
Total Depth (ft): 48.6
Depth to Water (ft): 24.3
Well Diameter (in): 2
Well Volume (gal) = $0.041d^2h$: 3.99
Well Volume (L) = gal * 3.785: 15.10
d = well diameter (inches); h = length of water column (feet)
Well Type: Flush Stick Up
Well Lock: Yes No
Well Cap Condition: Good Replace
Well Tag Present: Yes No

Project No.: GW6581G
Location: AP-1
Pump Type/Model: monsoon
Tubing Material: poly
Pump Intake Depth (ft): 43
Start/Stop Purge Time: 1303 / 1325
Purge Rate (mL/min): 200
Total Purge Volume (L): 5
Purge Method: Low-Flow Well Volume Other: –
Sampling Method: Pump Discharge Other: –

Sampling Date: 6/28/23
Sampler's Name: AN
Sample Collection Time: –
Sample Purge Rate (mL/min): –
Sample ID: –
Laboratory Analyses: –
QA/QC Collected? –
QA/QC I.D. –

All sample containers requiring chemical preservation properly preserved prior to demob from well? Yes No

Time	pH (SU)	Spec. Cond. (µS/cm)	ORP (mV)	DO (mg/L)	Temp. (°C)	Turbidity (NTUs)	DTW (ft btoc)	Purge Rate (mL/min)	Purged Volume (L)	Notes (Purge method, water clarity, odor, purge rate, issues with pump/well/weather/etc.)
1308	6.72	1046.8	-68.3	0.02	20.5	14.6	25.8	200	1	
1313	6.69	1058.8	-95.3	0.01	19.9	7.21	25.8	200	2	
1318	6.66	1073.6	-65.7	0.02	21.46	6.25	25.5	200	3	
1323	6.66	1064.0	-71.4	0.02	24.11	8.72	25.5	200	4	
1328	6.68	1045.1	-64.1	0.02	22.27	4.15	25.5	200	5	
Stabilizing Criteria	+/- 0.1 SU	+/- 5%		0.2 mg/L or 10% for DO > 0.5 mg/L (whichever is greater)		< 5 NTUs	< 0.3 ft	> 100 mL < 250 mL	> 3L	

AN 6/28/23

Geosyntec consultants

GROUNDWATER SAMPLING LOG SHEET

Client: SCS
Site: Plant Hammond
Well ID: PT-08
Total Depth (ft): 42.2
Depth to Water (ft): 22.7
Well Diameter (in): 2
Well Volume (gal) = $0.041d^2h$: 3.198
Well Volume (L) = gal * 3 785: 12.104
d = well diameter (inches); h = length of water column (feet)
Well Type: (Flush) Stick Up
Well Lock: Yes (No)
Well Cap Condition: (Good) Replace
Well Tag Present: (Yes) No

Project No.: GW6581G
Location: AP-1
Pump Type/Model: monsoon
Tubing Material: poly
Pump Intake Depth (ft): 32
Start/Stop Purge Time: 0820/0908
Purge Rate (mL/min): 10000
Total Purge Volume (L): 480
Purge Method: Low-Flow Well Volume Other: —
Sampling Method: Pump Discharge Other: —

Sampling Date: 6/29/23
Sampler's Name: AN
Sample Collection Time: —
Sample Purge Rate (mL/min): —
Sample ID: —
Laboratory Analyses: —
QA/QC Collected? —
QA/QC I.D. —

All sample containers requiring chemical preservation properly preserved prior to demob from well? Yes No

Time	pH (SU)	Spec. Cond. (µS/cm)	ORP (mV)	DO (mg/L)	Temp. (°C)	Turbidity (NTUs)	DTW (ft btoc)	Purge Rate (mL/min)	Purged Volume (L)	Notes (Purge method, water clarity, odor, purge rate, issues with pump/well/weather/etc.)
0843	6.58	1022.7	-54.0	0.03	18.88	614 AU	28.6	10000	230	pre-purge 20 mins
0848	6.63	1026.8	-87.0	0.02	18.79	70.8	28.6	10000	280	
0853	6.65	1026.8	-56.7	0.01	18.78	36.9	28.6	10000	330	
0858	6.65	1027.8	-55.6	0.01	18.75	22.8	28.6	10000	380	
0903	6.66	1028.1	-88.0	0.01	18.78	11.7	28.6	10000	430	
0908	6.66	1027.7	-88.0	0.01	18.78	9.55	28.6	10000	480	
							AN	6/29/23		
Stabilizing Criteria	**+/- 0.1 SU**	**+/- 5%**		0.2 mg/L or 10% for DO > 0.5 mg/L (whichever is greater)		**< 5 NTUs**	**< 0.3 ft**	**> 100 mL < 250 mL**	**> 3L**	

Geosyntec consultants

GROUNDWATER SAMPLING LOG SHEET

Client: SCS
Site: Plant Hammond
Well ID: PT-08
Total Depth (ft): 422
Depth to Water (ft): 227
Well Diameter (in): 2
Well Volume (gal) = 0.041d²h: 3.198
Well Volume (L) = gal * 3.785: 12.104
d = well diameter (inches); h = length of water column (feet)
Well Type: (Flush) Stick Up
Well Lock: Yes (No)
Well Cap Condition: (Good) Replace
Well Tag Present: (Yes) No

Project No.: GW65816
Location: AP-1
Pump Type/Model: monsoon
Tubing Material: poly
Pump Intake Depth (ft): 32
Start/Stop Purge Time: 0908/0940
Purge Rate (mL/min): 250
Total Purge Volume (L): 8
Purge Method: (Low-Flow) Well Volume Other: –
Sampling Method: Pump Discharge Other: –

Sampling Date: 6/29/23
Sampler's Name: AN
Sample Collection Time: –
Sample Purge Rate (mL/min): –
Sample ID: –
Laboratory Analyses: –
QA/QC Collected? –
QA/QC I.D. –

All sample containers requiring chemical preservation properly preserved prior to demob from well? Yes No

Time	pH (SU)	Spec. Cond. (µS/cm)	ORP (mV)	DO (mg/L)	Temp. (°C)	Turbidity (NTUs)	DTW (ft btoc)	Purge Rate (mL/min)	Purged Volume (L)	Notes (Purge method, water clarity, odor, purge rate, issues with pump/well/weather/etc.)
0915	6.63	1044.1	-67.1	0.04	20.88	15.8	23.1	250	1.75	Pre-Purge for flow (~7 min)
0920	6.07	1035.0	-63.0	0.07	22.12	17.7	23.1	250	3	
0925	6.64	1032.0	-91.1	0.07	21.93	12.62	23.1	250	4.25	
0930	6.64	1039.6	-61.2	0.06	22.09	6.77	23.1	250	5.5	
0935	6.65	1037.5	-59.7	0.05	22.00	5.71	23.1	250	6.75	
0940	6.65	1037.9	-89.0	0.05	22.02	4.68	23.1	250	8	
										6/29/23 AN
Stabilizing Criteria	+/- 0.1 SU	+/- 5%		0.2 mg/L or 10% for DO > 0.5 mg/L (whichever is greater)		< 5 NTUs	< 0.3 ft	> 100 mL < 250 mL	> 3L	

Geosyntec consultants

GROUNDWATER SAMPLING LOG SHEET

Client:	Southern Company	Project No.:	GW16581	Sampling Date:	6/27/23
Site:	Plant Hammond	Location:	Plant Hammond	Sampler's Name:	AN
Well ID:	PT-09	Pump Type/Model:	mega monsoon pro	Sample Collection Time:	—
Total Depth (ft):	31	Tubing Material:	poly	Sample Purge Rate (mL/min):	—
Depth to Water (ft):	14.65	Pump Intake Depth (ft):	26	Sample ID:	—
Well Diameter (in):	2	Start/Stop Purge Time:	0830/1123	Laboratory Analyses:	—
Well Volume (gal) = 0.041d²h:	2.681	Purge Rate (mL/min):	15,000, 250		
Well Volume (L) = gal * 3.785:	10.14	Total Purge Volume (L):	1458.75		

d = well diameter (inches); h = length of water column (feet)

Purge Method: Low-Flow Well Volume Other: — QA/QC Collected? —

Sampling Method: Pump Discharge Other: — QA/QC I.D. —

Well Type: Flush (Stick Up)

Well Lock: (Yes) No

Well Cap Condition: (Good) Replace

Well Tag Present: (Yes) No

All sample containers requiring chemical preservation properly preserved prior to demob from well? Yes No

Time	pH (SU)	Spec. Cond. (µS/cm)	ORP (mV)	DO (mg/L)	Temp. (°C)	Turbidity (NTUs)	DTW (ft btoc)	Purge Rate (mL/min)	Purged Volume (L)	Notes (Purge method, water clarity, odor, purge rate, issues with pump/well/weather/etc.)
0852	6.72	865.25	2.9	0.03	18.39	388.4 AU	15.35	15,000	330	pre-purged for 20 min
0858	6.74	868.23	8.7	0.02	18.21	274.7 AU	15.3	15,000	405	
0902	6.74	867.72	-5.7	0.01	18.21	224.9 AU	15.3	15,000	480	
0906	6.75	867.44	12.4	0.01	18.20	72.3 AU	15.3	15,000	540	
0911	6.75	865.02	-2.0	0.01	18.20	120.5 AU	15.3	15,000	615	
0916	6.75	868.97	14.1	0.01	18.21	128 NTU	15.3	15,000	690	
0921	6.75	864.78	16.3	0.01	18.23	69.1 NTU	15.3	15,000	765	
0926	6.75	867.14	0.7	0.00	18.25	37.8	15.3	15,000	840	
0931	6.75	868.88	16.6	0.00	18.25	37.3	15.3	15,000	915	
0936	6.75	867.76	15.7	0.00	18.21	73	15.3	15,000	990	
0941	6.75	866.15	8.2	0.00	18.26	57	15.3	15,000	1065	
0946	6.75	870.58	17.5	0.00	18.26	23.8	15.3	15,000	1140	
0951	6.75	868.96	18.0	0.00	18.20	21.2	15.3	15,000	1215	
0956	6.75	869.01	18.3	0.00	18.25	14.3	15.3	15,000	1290	
1001	6.75	867.45	18.4	0.00	18.26	11.9	15.3	15,000	1365	
1006	6.75	861.04	16.4	0.00	18.26	8.37	15.3	15,000	1440	
1011	6.76	864.47	19.8	0.01	18.19	23.7	15.3	250	1441.25	switch to low flow to stabilize
1016	6.72	834.54	15.3	0.04	24.8	17.4	14.9	250	1442.5	
1023	6.74	861.19	11.8	0.00	19.08	36.1	14.9	250	1443.75	
Stabilizing Criteria	+/- 0.1 SU	+/- 5%		0.2 mg/L or 10% for DO > 0.5 mg/L (whichever is greater)		< 5 NTUs	< 0.3 ft	> 100 mL < 250 mL	> 3L	

pg-2082

Geosyntec consultants

GROUNDWATER SAMPLING LOG SHEET

Client:	Southern Company	Project No.:	GN6581	Sampling Date:	06/27/2023
Site:	Plant Hammond	Location:	Plant Hammond	Sampler's Name:	AN
Well ID:	PT-09	Pump Type/Model:	Mega Monsoon pro	Sample Collection Time:	—
Total Depth (ft):	31	Tubing Material:	poly	Sample Purge Rate (mL/min):	—
Depth to Water (ft):	14.65	Pump Intake Depth (ft):	26	Sample ID:	—
Well Diameter (in):	2	Start/Stop Purge Time:	1030 / 1123	Laboratory Analyses:	—
Well Volume (gal) = $0.041d^2h$:	2.68	Purge Rate (mL/min):	15000, 250		
Well Volume (L) = gal * 3 785:	10.14	Total Purge Volume (L):	1458.75		

d = well diameter (inches); h = length of water column (feet)

Purge Method: Low-Flow Well Volume Other: — QA/QC Collected? —

Sampling Method: Pump Discharge Other: — QA/QC I D. —

Well Type: Flush Stick Up

Well Lock: Yes No

Well Cap Condition: Good Replace

Well Tag Present: Yes No

All sample containers requiring chemical preservation properly preserved prior to demob from well? Yes No

Time	pH (SU)	Spec. Cond. (µS/cm)	ORP (mV)	DO (mg/L)	Temp. (°C)	Turbidity (NTUs)	DTW (ft btoc)	Purge Rate (mL/min)	Purged Volume (L)	Notes (Purge method, water clarity, odor, purge rate, issues with pump/well/weather/etc.)
1028	6.74	864.55	12.6	0.00	18.96	30.3	14.9	250	1445	
1033	6.74	864.37	12.8	0.00	18.97	25.4	14.9	250	1446.25	
1038	6.75	862.81	13.0	0.00	18.89	21.0	14.9	250	1447.5	
1043	6.74	863.05	1.3	0.00	18.85	18.9	14.9	250	1448.75	
1048	6.75	863.72	12.9	0.00	18.88	19.9	14.9	250	1450	
1053	6.75	863.74	1.7	0.00	18.84	14.2	14.9	250	1451.25	
1058	6.75	863.80	0.4	0.00	18.90	13.2	14.9	250	1452.5	
1103	6.75	863.59	0.4	0.00	18.90	9.57	14.9	250	1453.75	
1108	6.75	865.55	12.7	0.00	18.94	7.39	14.9	250	1455	
1113	6.75	864.61	2.6	0.00	18.88	4.26	14.9	250	1456.25	
1118	6.75	864.98	13.6	0.00	18.97	3.93	14.9	250	1457.5	
1123	6.75	865.63	14.3	0.00	18.84	3.03	14.9	250	1458.75	
Stabilizing Criteria	**+/- 0.1 SU**	**+/- 5%**		0.2 mg/L or 10% for DO > 0.5 mg/L (whichever is greater)		**< 5 NTUs**	**< 0.3 ft**	**> 100 mL < 250 mL**	**> 3L**	

AN 6/27/23

Geosyntec consultants

GROUNDWATER SAMPLING LOG SHEET

Client: SCS
Site: Plant Hammond
Well ID: PT-10
Total Depth (ft): 30.7
Depth to Water (ft): 14.80
Well Diameter (in): 2
Well Volume (gal) = 0 041d²h: 2.61
Well Volume (L) = gal * 3 785: 9.88
d = well diameter (inches); h = length of water column (feet)
Well Type: Flush / Stick Up
Well Lock: Yes / No
Well Cap Condition: Good / Replace
Well Tag Present: Yes / No

Project No.: GN06S816
Location: AP-7
Pump Type/Model: Monsoon
Tubing Material: poly
Pump Intake Depth (ft): 25
Start/Stop Purge Time: 1435/1618
Purge Rate (mL/min): 9000
Total Purge Volume (L): 58 5
Purge Method: Low-Flow Well Volume Other: —
Sampling Method: Pump Discharge Other: —

Sampling Date: 06/27/23
Sampler's Name: AN
Sample Collection Time: —
Sample Purge Rate (mL/min): —
Sample ID: —
Laboratory Analyses: —
QA/QC Collected? —
QA/QC I.D. —

All sample containers requiring chemical preservation properly preserved prior to demob from well? Yes No

Time	pH (SU)	Spec. Cond. (µS/cm)	ORP (mV)	DO (mg/L)	Temp. (°C)	Turbidity (NTUs)	DTW (ft btoc)	Purge Rate (mL/min)	Purged Volume (L)	Notes (Purge method, water clarity, odor, purge rate, issues with pump/well/weather/etc.)
1435										Start purge, purged dry,
1450										waited + began to purge
1504	6.93	856.25	-34.9	0.25	18.79	89.1	16.8	9000	180	
1509	6.94	855.27	-25.4	0.30	18.88	44.8	16.9	9000	225	
1514	6.93	851.86	-22.8	0.37	18.63	36.4	17.45	9000	270	
1519	6.93	856.43	-48.9	0.27	18.53	94.2	17.6	9000	315	
1524	6.91	859.79	-40.4	0.17	18.58	25.5	17.3	9000	360	
1529								9000	405	motor broke, had to replace
1603	6.91	856.85	-45.5	0.22	18.01	87.5 AV	19.8	9000	450	
1608	6.90	857.92	-38.9	0.12	17.89	84.4	19.05	9000	495	
1613	6.89	858.38	-38.5	0.12	17.85	18.3	19.1	9000	540	
1618	6.88	858.15	-11.1	0.12	17.85	7.09	19.1	9000	585	
		AN	6/27/23							
Stabilizing Criteria	**+/- 0.1 SU**	**+/- 5%**		0 2 mg/L or 10% for DO > 0 5 mg/L (whichever is greater)		**< 5 NTUs**	**< 0.3 ft**	**> 100 mL < 250 mL**	**> 3L**	

Geosyntec
consultants

GROUNDWATER SAMPLING LOG SHEET

Client: SCS
Site: Plant Hammond
Well ID: PT-10
Total Depth (ft): 30.7
Depth to Water (ft): 14.8
Well Diameter (in): 2
Well Volume (gal) = 0.041d^{2}h: 2.61
Well Volume (L) = gal * 3.785: 9.89
d = well diameter (inches); h = length of water column (feet)
Well Type: Flush [✓ Stick Up]
Well Lock: [✓ Yes] No
Well Cap Condition: [✓ Good] Replace
Well Tag Present: [✓ Yes] No

Project No.: GW6581
Location: AP-1
Pump Type/Model: Monsoon
Tubing Material: poly
Pump Intake Depth (ft): 25
Start/Stop Purge Time: 1626/1636
Purge Rate (mL/min): 300
Total Purge Volume (L): 4.5
Purge Method: [✓ Low-Flow] Well Volume Other: –
Sampling Method: Pump Discharge Other: –

Sampling Date: 6/27/23
Sampler's Name: AW
Sample Collection Time: –
Sample Purge Rate (mL/min): –
Sample ID: –
Laboratory Analyses: –
QA/QC Collected? –
QA/QC I.D. –

All sample containers requiring chemical preservation properly preserved prior to demob from well? Yes No

Time	pH (SU)	Spec. Cond. (µS/cm)	ORP (mV)	DO (mg/L)	Temp. (°C)	Turbidity (NTUs)	DTW (ft btoc)	Purge Rate (mL/min)	Purged Volume (L)	Notes (Purge method, water clarity, odor, purge rate, issues with pump/well/weather/etc.)
1626	6.87	860.76	-18.4	0.01	18.91	4.86	15.4	300	1.5	
1631	6.87	865.22	-12.1	0.02	18.88	2.34	15.4	300	3	
1636	6.88	863.27	-37.8	0.04	18.76	1.09	15.4	300	4.5	
Stabilizing Criteria	**+/- 0.1 SU**	+/- 5%		0.2 mg/L or 10% for DO > 0.5 mg/L (whichever is greater)		< 5 NTUs	< 0.3 ft	> 100 mL < 250 mL	> 3L	

AW 6/27/23

Geosyntec consultants

GROUNDWATER SAMPLING LOG SHEET

Client: SCS
Site: Plant Hammond
Well ID: MW-53
Total Depth (ft): ~~45.6~~ AN 36.6
Depth to Water (ft): 15.8
Well Diameter (in): 2
Well Volume (gal) = 0.041d²h: 3.41
Well Volume (L) = gal * 3.785: 12.91
d = well diameter (inches); h = length of water column (feet)
Well Type: Flush / Stick Up
Well Lock: Yes / No
Well Cap Condition: Good / Replace
Well Tag Present: Yes / No

Project No.: GW6581G
Location: AP-1
Pump Type/Model: Monsoon
Tubing Material: POLY
Pump Intake Depth (ft): ~~40~~ AN 31.6
Start/Stop Purge Time: 0850/1652
Purge Rate (mL/min): 15000
Total Purge Volume (L): 930
Purge Method: Low-Flow / Well Volume / Other: –
Sampling Method: Pump Discharge / Other: –

Sampling Date: 6/29/23
Sampler's Name: AN
Sample Collection Time: –
Sample Purge Rate (mL/min): –
Sample ID: –
Laboratory Analyses: –
QA/QC Collected? –
QA/QC I.D. –

All sample containers requiring chemical preservation properly preserved prior to demob from well? Yes / No

Time	pH (SU)	Spec. Cond. (µS/cm)	ORP (mV)	DO (mg/L)	Temp. (°C)	Turbidity (NTUs)	DTW (ft btoc)	Purge Rate (mL/min)	Purged Volume (L)	Notes (Purge method, water clarity, odor, purge rate, issues with pump/well/weather/etc.)
0850										begin pre-purge, filament torn
1612	6.64	944.07	18.9	0.01	18.25	901 AN	16.7	15000	330	PVC got stuck, had to clean
1617	6.66	945.14	8.5	0.00	18.17	58	19.6	15000	405	
1622	6.67	952.03	18.8	0.00	18.17	94.7	19.6	15000	480	
1627	6.67	954.81	18.7	0.00	18.19	102.9	19.6	15000	555	
1632	6.67	951.48	12.6	0.00	18.20	41.4	19.6	15000	630	
1637	6.67	960.70	19.2	0.00	18.21	40.8	19.6	15000	705	
1642	6.67	957.41	20.1	0.00	18.21	25.2	19.6	15000	780	
1647	6.67	960.21	20.3	0.00	18.23	22.8	19.6	15000	855	
1652	6.67	959.28	20.3	0.00	18.23	9.95	19.6	15000	930	
										6/29/23 AN
Stabilizing Criteria	+/- 0.1 SU	+/- 5%		0.2 mg/L or 10% for DO > 0.5 mg/L (whichever is greater)		< 5 NTUs	< 0.3 ft	> 100 mL < 250 mL	> 3L	

Geosyntec consultants

GROUNDWATER SAMPLING LOG SHEET

Client: SCS
Site: Plant Hammond
Well ID: MW-S3
Total Depth (ft): 36.6
Depth to Water (ft): 15.8
Well Diameter (in): 2
Well Volume (gal) = $0.041d^2h$: 3.41
Well Volume (L) = gal * 3.785: 12.91
d = well diameter (inches); h = length of water column (feet)
Well Type: Flush / Stick Up
Well Lock: Yes / No
Well Cap Condition: Good / Replace
Well Tag Present: Yes / No

Project No.: GW1658816
Location: AD-1
Pump Type/Model: monsoon
Tubing Material: poly
Pump Intake Depth (ft): 31.6
Start/Stop Purge Time: 1658/1751
Purge Rate (mL/min): 300
Total Purge Volume (L): 14.9
Purge Method: Low-Flow / Well Volume / Other: –
Sampling Method: Pump Discharge / Other: –

Sampling Date: 6/29/23
Sampler's Name: AN
Sample Collection Time: –
Sample Purge Rate (mL/min): –
Sample ID: –
Laboratory Analyses: –
QA/QC Collected? –
QA/QC I.D. –

All sample containers requiring chemical preservation properly preserved prior to demob from well? Yes No

Time	pH (SU)	Spec. Cond. (µS/cm)	ORP (mV)	DO (mg/L)	Temp. (°C)	Turbidity (NTUs)	DTW (ft btoc)	Purge Rate (mL/min)	Purged Volume (L)	Notes (Purge method, water clarity, odor, purge rate, issues with pump/well/weather/etc.)
1701	6.67	979.82	19.4	0.15	21.17	21.4	16.3	300	0.9	pre purge for flow
1706	6.57	910.53	19.4	0.09	22.62	42.2	16.0	300	2.4	
1711	6.53	886.85	14.4	0.06	22.09	41.9	16.0	300	3.9	
1716	6.52	876.80	17.6	0.04	21.33	45.0	16.0	300	5.4	
1721	6.52	877.62	8.4	0.02	19.62	38.0	16.0	300	6.9	
1726	6.51	877.99	14.1	0.01	19.46	18.0	16.0	300	7.4	
1731	6.64	953.33	8.5	0.00	18.55	39.6	16.0	300	8.9	
1736	6.64	952.14	15.4	0.00	18.57	11.78	16.0	300	10.4	
1741	6.64	949.89	13.5	0.00	18.52	7.09	16.0	300	11.9	
1746	6.64	950.31	6.2	0.00	18.57	5.15	16.0	300	13.4	
1751	6.64	951.32	5.6	0.00	18.64	4.93	16.0	300	14.9	
										6/29/23 AN
Stabilizing Criteria	+/- 0.1 SU	+/- 5%		0.2 mg/L or 10% for DO > 0.5 mg/L (whichever is greater)		< 5 NTUs	< 0.3 ft	> 100 mL < 250 mL	> 3L	

Geosyntec consultants

GROUNDWATER SAMPLING LOG SHEET

Client: SCS
Site: Plant Hammond
Well ID: MW-34
Total Depth (ft): 38.8
Depth to Water (ft): 23.3
Well Diameter (in): 2
Well Volume (gal) = 0.041d²h: 2.54
Well Volume (L) = gal * 3.785: 9.61
d = well diameter (inches); h = length of water column (feet)
Well Type: [✓ Flush] Stick Up
Well Lock: Yes [✓ No]
Well Cap Condition: [✓ Good] Replace
Well Tag Present: [✓ Yes] No

Project No.: GW6581G
Location: AP-1
Pump Type/Model: Monsoon
Tubing Material: poly
Pump Intake Depth (ft): 33.8
Start/Stop Purge Time: 1030/1116
Purge Rate (mL/min): 10000
Total Purge Volume (L): 460
Purge Method: Low-Flow Well Volume Other: –
Sampling Method: Pump Discharge Other: –

Sampling Date: 6/29/23
Sampler's Name: AN
Sample Collection Time: –
Sample Purge Rate (mL/min): –
Sample ID: –
Laboratory Analyses: –
QA/QC Collected? –
QA/QC I.D. –

All sample containers requiring chemical preservation properly preserved prior to demob from well? Yes No

Time	pH (SU)	Spec. Cond. (µS/cm)	ORP (mV)	DO (mg/L)	Temp. (°C)	Turbidity (NTUs)	DTW (ft btoc)	Purge Rate (mL/min)	Purged Volume (L)	Notes (Purge method, water clarity, odor, purge rate, issues with pump/well/weather/etc.)
1051	6.77	743.50	-1.8	0.02	20.88	863 AN	27.3	10000	210	
1056	6.77	745.92	-28.3	0.03	20.44	overrange	27.3	10000	260	
1101	6.78	753.73	-27.2	0.02	20.36	68.6	28.0	10000	310	
1106	6.78	756.16	-8.2	0.01	20.35	53.0	28.0	10000	360	
1111	6.78	755.90	-8.7	0.02	20.30	12.94	28.0	10000	410	
1116	6.77	797.9	-26.1	0.08	20.30	8.58 AN 3	28.0	10000	460	
Stabilizing Criteria	+/- 0.1 SU	+/- 5%		0.2 mg/L or 10% for DO > 0.5 mg/L (whichever is greater)		< 5 NTUs	< 0.3 ft	> 100 mL < 250 mL	> 3L	

AN 6/29/23

Geosyntec consultants

GROUNDWATER SAMPLING LOG SHEET

Client: SCS
Site: Plant Hammond
Well ID: MW-54
Total Depth (ft): 38.8
Depth to Water (ft): 23.3
Well Diameter (in): 2
Well Volume (gal) = 0.041d²h: 2.54
Well Volume (L) = gal * 3.785: 9.61
d = well diameter (inches); h = length of water column (feet)
Well Type: (Flush) Stick Up
Well Lock: Yes (No)
Well Cap Condition: (Good) Replace
Well Tag Present: (Yes) No

Project No.: GW65816
Location: AP-1
Pump Type/Model: monsoon
Tubing Material: poly
Pump Intake Depth (ft): 33.8
Start/Stop Purge Time: 1125/1237
Purge Rate (mL/min): 250
Total Purge Volume (L): 18
Purge Method: (Low-Flow) Well Volume Other: –
Sampling Method: Pump Discharge Other: –

Sampling Date: 6/29/23
Sampler's Name: AN
Sample Collection Time: –
Sample Purge Rate (mL/min): –
Sample ID: –
Laboratory Analyses: –
QA/QC Collected? –
QA/QC I.D. –

All sample containers requiring chemical preservation properly preserved prior to demob from well? Yes No

Time	pH (SU)	Spec. Cond. (µS/cm)	ORP (mV)	DO (mg/L)	Temp. (°C)	Turbidity (NTUs)	DTW (ft btoc)	Purge Rate (mL/min)	Purged Volume (L)	Notes (Purge method, water clarity, odor, purge rate, issues with pump/well/weather/etc.)
1127	6.69	748.01	-2.0	0.30	22.48	11.5	23.6	250	0.5	
1132	6.73	750.46	-22.8	0.15	24.17	12.80	23.6	250	1.75	
1137	6.74	739.19	-26.3	0.12	24.78	11.44	23.6	250	3	
1142	6.74	706.06	-26.6	0.11	23.82	37.7	23.6	250	4.25	
1147	6.71	708.68	-26.6	0.12	23.33	67.0	23.6	250	5.5	
1152	6.71	718.13	-28.5	0.11	24.04	56.1	23.6	250	6.75	
1157	6.71	723.43	-29.9	0.11	25.29	50.4	23.6	250	8	
1202	6.72	707.70	-8.4	0.10	25.15	7.0	23.6	250	9.25	
1207	6.70	704.43	-23.2	0.14	23.18	58.1	23.6	250	10.5	
1212	6.72	728.86	-24.4	0.08	23.18	27.0	23.6	250	11.75	
1217	6.67	684.7	-13.5	0.28	23.64	605N	23.6	250	13	
1222	6.73	711.77	-17.7	0.11	22.27	108.6	23.6	250	14.25	
1227	6.77	737.69	-37.4	0.02	21.87	11.1	23.6	250	15.5	
1232	6.77	740.76	-46.6	0.09	21.87	5.18	23.6	250	16.75	
1237	6.77	746.91	-36.5	0.02	21.85	3.54	21.85	250	18	
										AN 6/29/23
Stabilizing Criteria	+/- 0.1 SU	+/- 5%		0.2 mg/L or 10% for DO > 0.5 mg/L (whichever is greater)		< 5 NTUs	< 0.3 ft	> 100 mL < 250 mL	> 3L	

Geosyntec consultants

EQUIPMENT CALIBRATION LOG

Field Technician: Alana Neely

Date: 6/27/23

Time (start): 0735

Time (finish): 0755

smarTroll SN: 883553

Turbidity Meter Type: LaMote 2020we

SN: 7007-1416

Weather Conditions: 66-89°, sunny

Facility and Unit: Plant Hammond

Project No.: GW6581

Calibration log

	Standard Lot # / Date of Expiration	Temp of Standard (°C)	Value of Standard	Initial Reading	Post-Cal Reading	Acceptable Range	Pass?	Comments
Specific Conductance (µS/cm)	22250153 11/23	27.06	4490	4,561.1	4486.0	+/- 5 %	Yes No	
pH (4)			4.00	4.18	3.99	+/- 0.1 SU	Yes No	
Mid-Day pH (4) check	—	—	4.00	—	—	+/- 0.1 SU	Yes No	
pH (7)	22168931 11/23	26.72	7.00	6.97	7.00	+/- 0.1 SU	Yes No	
Mid-Day pH (7) check	—	—	7.00	—	—	+/- 0.1 SU	Yes No	
pH (10)	21320202 12/23	26.92	10.00	9.89	10.00	+/- 0.1 SU	Yes No	
Mid-Day pH (10) check	—	—	10.00	—	—	+/- 0.1 SU	Yes No	
ORP (mV)	21390144 11/23	25.06	228	217.0	228.2	+/- 20mV	Yes No	
DO (%) (1pt, 100% water saturated air cal)			100	98.78%	99.78%	+/- 6 % saturation	Yes No	
Turbidity 0 NTU			0	0.04	-0.01	+/- 0.5 NTU	Yes No	
Turbidity 1 NTU			1.00	~~0.37~~ 0.80	0.99	+/- 0.5 NTU	Yes No	
Turbidity 10 NTU			10.00	12.42	9.87	+/- 0.5 NTU	Yes No	

Geosyntec consultants

EQUIPMENT CALIBRATION LOG

Field Technician: Alana Veely

Date: 6/28/23

Time (start): 0730

Time (finish): 0800

smarTroll SN: 883553

Turbidity Meter Type: LaMote 2020we

SN: 7007-1416

Weather Conditions: 62-92°; sunny

Facility and Unit: Plant Hammond

Project No.: GW6581

Calibration log

	Standard Lot # / Date of Expiration	Temp of Standard (°C)	Value of Standard	Initial Reading	Post-Cal Reading	Acceptable Range	Pass?	Comments
Specific Conductance (µS/cm)	22250153 11/23	24.51	4490	4435.3	4490.8	+/- 5 %	Yes No	
pH (4)			4.00	4.21	3.99	+/- 0.1 SU	Yes No	
Mid-Day pH (4) check	–	–	4.00	–	–	+/- 0.1 SU	Yes No	
pH (7)	22108993 11/23	23.80	7.00	7.00	7.00	+/- 0.1 SU	Yes No	
Mid-Day pH (7) check	–	–	7.00	–	–	+/- 0.1 SU	Yes No	
pH (10)	21320202 12/23	24.24	10.00	9.85	10.00	+/- 0.1 SU	Yes No	
Mid-Day pH (10) check	–	–	10.00	–	–	+/- 0.1 SU	Yes No	
ORP (mV)	21390144 11/23	22.83	228	231	228.4	+/- 20mV	Yes No	
DO (%) (1pt, 100% water saturated air cal)			100	98.60	100.52	+/- 6 % saturation	Yes No	
Turbidity 0 NTU			0	-0.02	0.00	+/- 0.5 NTU	Yes No	
Turbidity 1 NTU			1.00	0.62	0.75	+/- 0.5 NTU	Yes No	
Turbidity 10 NTU			10.00	12.35	9.96	+/- 0.5 NTU	Yes No	

Geosyntec consultants

EQUIPMENT CALIBRATION LOG

Field Technician: Anana Neely

Date: 6/29/23

Time (start): 0735

Time (finish): 0755

smarTroll SN: 883553

Turbidity Meter Type: LaMote 2020we

SN: 7007-1416

Weather Conditions: 65-94° sunny

Facility and Unit: Plant Hammond

Project No.: GW6581

Calibration log

	Standard Lot # / Date of Expiration	Temp of Standard (°C)	Value of Standard	Initial Reading	Post-Cal Reading	Acceptable Range	Pass?	Comments
Specific Conductance (µS/cm)	22250153 11/23	25.95	4490	4478.9	4494.5	+/- 5 %	Yes No	
pH (4)			4.00	4.24	3.99	+/- 0.1 SU	Yes No	
Mid-Day pH (4) check	–	–	4.00	–	–	+/- 0.1 SU	Yes No	
pH (7)	2216893 11/23	25.14	7.00	6.91	7.00	+/- 0.1 SU	Yes No	
Mid-Day pH (7) check	–	–	7.00	–	–	+/- 0.1 SU	Yes No	
pH (10)	21320202 12/23	25.92	10.00	9.86	10.00	+/- 0.1 SU	Yes No	
Mid-Day pH (10) check	–	–	10.00	–	–	+/- 0.1 SU	Yes No	
ORP (mV)	21390144 11/23	23.50	228	226.2	228.0	+/- 20mV	Yes No	
DO (%) (1pt, 100% water saturated air cal)			100	99.65	100.48	+/- 6 % saturation	Yes No	
Turbidity 0 NTU			0	0.27	0.00	+/- 0.5 NTU	Yes No	
Turbidity 1 NTU			1.00	0.42	0.95	+/- 0.5 NTU	Yes No	
Turbidity 10 NTU			10.00	9.82	10.04	+/- 0.5 NTU	Yes No	

APPENDIX D

Certified Well Survey Data

Well ID	Casing Northing	Casing Easting	Top of Casing Elevation	Nail or Pad Northing	Nail or Pad Easting	Nail or Pad Elevation	Description
MW-53	1548835.51	1942399.62	580.59	1548835.08	1942400.25	577.64	NAIL ON PAD
PT-09	1549049.74	1942393.11	580.35	1549049.80	1942394.19	577.33	NAIL ON PAD
PT-10	1549040.34	1942413.88	580.44	1549040.30	1942415.26	577.39	NAIL ON PAD
Benchmark	Northing	Easting	Elevation				
BM-H3	1548237.413	1941013.571	574.63				

SURVEY DATA CERTIFICATION FOR SOUTHERN COMPANY TO DETERMINE NORTHING, EASTING, AND VERTICAL ELEVATION OF THE NAIL IN THE CONCRETE PAD & THE PVC WELL CASING. DATE OF FIELD SURVEY & INSPECTION: 07/11/2023. FIELD SURVEY POSITIONAL TOLERANCE=0.5 FEET HORIZONTAL-NAD'83, 0.01 VERTICAL-NAVD '88. EQUIPMENT USED FOR HORIZONTAL LOCATION: TRIMBLE R12 RTK GPS & TRIMBLE S5 ROBOTIC TOTAL STATION. THE VERTICAL LOCATION OF EACH SURVEYED POINT WAS ESTABLISHED BASED UPON LEVEL RUNS WITH A DIGITAL LEVEL LOOP FROM VERTICAL CONTROL ESTABLISHED BY ON-SITE BENCHMARK BM-H3 SET BY GEL SOLUTIONS USING A TRIMBLE DINI LEVEL

7/17/2023

GEORGIA REGISTERED No. LS003464 PROFESSIONAL LAND SURVEYOR JOHN DEREK BRADNER

COA - LS003119
Exp. 12/31/2023

Well ID	Casing Northing	Casing Easting	Top of Casing	Nail or Pad Northing	Nail or Pad Easting	Nail or Pad Elevation	Description
MW-54	1548699.509	1940805.028	592.66	1548699.426	1940804.22	592.977	Nail on Pad
PT-07	1548675.239	1940933.391	591.75	1548675.251	1940932.71	591.998	Nail on Pad
PT-08	1548666.824	1940929.582	591.83	1548666.667	1940928.983	592.104	Nail on Pad
Benchmark	Northing	Easting	Elevation				
BM-H3	1548237.413	1941013.571	574.63				

SURVEY DATA CERTIFICATION FOR SOUTHERN COMPANY TO DETERMINE NORTHING, EASTING, AND VERTICAL ELEVATION OF THE NAIL IN THE CONCRETE PAD & THE PVC WELL CASING. DATE OF FIELD SURVEY & INSPECTION: 08/29/2023. FIELD SURVEY POSITIONAL TOLERANCE=0.5 FEET HORIZONTAL-NAD'83, 0.01 VERTICAL-NAVD '88. EQUIPMENT USED FOR HORIZONTAL LOCATION: TRIMBLE R12 RTK GPS & TRIMBLE S5 ROBOTIC TOTAL STATION. THE VERTICAL LOCATION OF EACH SURVEYED POINT WAS ESTABLISHED BASED UPON LEVEL RUNS WITH A DIGITAL LEVEL LOOP FROM VERTICAL CONTROL ESTABLISHED BY ON-SITE BENCHMARK BM-H3 SET BY GEL SOLUTIONS USING A TRIMBLE DINI LEVEL

8/30/2023

GEORGIA REGISTERED No. LS003464 PROFESSIONAL LAND SURVEYOR JOHN DEREK BRADNER

COA - LS003119
Exp. 12/31/2023

APPENDIX B

Baseline Analytical Laboratory Results and Field Sampling Forms

Laboratory Analytical Reports

Pace Analytical Services, LLC
9800 Kincey Ave. Suite 100
Huntersville, NC 28078
(704)875-9092

July 28, 2023

Kristen Jurinko
Southern Company
241 Ralph McGill Blvd NE
Bin 10160
Atlanta, GA 30308

RE: Project: Hammond AP-1
Pace Project No.: 92677694

Dear Kristen Jurinko:

Enclosed are the analytical results for sample(s) received by the laboratory on July 17, 2023. The results relate only to the samples included in this report. Results reported herein conform to the applicable TNI/NELAC Standards and the laboratory's Quality Manual, where applicable, unless otherwise noted in the body of the report.

The test results provided in this final report were generated by each of the following laboratories within the Pace Network:

- Pace Analytical Services - Asheville
- Pace Analytical Services - Charlotte
- Pace Analytical Services - Peachtree Corners, GA

If you have any questions concerning this report, please feel free to contact me.

Sincerely,

Bonnie Vang

Bonnie Vang
bonnie.vang@pacelabs.com
(704)875-9092
Project Manager

Enclosures

cc: Kip Gray, Geosyntec
Christine Hug, Geosyntec Consultants, Inc.
Whitney Law, Geosyntec Consultants
Laura Midkiff, Southern Company
Caroline Nelson, Geosyntec

This report shall not be reproduced, except in full,
without the written consent of Pace Analytical Services, LLC.

Pace Analytical Services, LLC
9800 Kincey Ave. Suite 100
Huntersville, NC 28078
(704)875-9092

CERTIFICATIONS

Project:	Hammond AP-1
Pace Project No.:	92677694

Pace Analytical Services Charlotte

South Carolina Laboratory ID: 99006
9800 Kincey Ave. Ste 100, Huntersville, NC 28078
North Carolina Drinking Water Certification #: 37706
North Carolina Field Services Certification #: 5342
North Carolina Wastewater Certification #: 12
South Carolina Laboratory ID: 99006
South Carolina Certification #: 99006001
South Carolina Drinking Water Cert. #: 99006003
Florida/NELAP Certification #: E87627
Kentucky UST Certification #: 84
Louisiana DoH Drinking Water #: LA029
Virginia/VELAP Certification #: 460221

Pace Analytical Services Asheville

2225 Riverside Drive, Asheville, NC 28804
Florida/NELAP Certification #: E87648
North Carolina Drinking Water Certification #: 37712
North Carolina Wastewater Certification #: 40
South Carolina Laboratory ID: 99030
South Carolina Certification #: 99030001
Virginia/VELAP Certification #: 460222

Pace Analytical Services Peachtree Corners

110 Technology Pkwy, Peachtree Corners, GA 30092
Florida DOH Certification #: E87315
Georgia DW Inorganics Certification #: 812
North Carolina Certification #: 381
South Carolina Certification #: 98011001
Virginia Certification #: 460204

This report shall not be reproduced, except in full,
without the written consent of Pace Analytical Services, LLC.

Pace Analytical Services, LLC
9800 Kincey Ave. Suite 100
Huntersville, NC 28078
(704)875-9092

SAMPLE SUMMARY

Project: Hammond AP-1
Pace Project No.: 92677694

Lab ID	Sample ID	Matrix	Date Collected	Date Received
92677694001	**HAM-HGWC-8**	Water	07/13/23 10:35	07/17/23 12:30
92677694002	**HAM-PT-09**	Water	07/13/23 12:47	07/17/23 12:30
92677694003	**HAM-PT-10**	Water	07/13/23 14:15	07/17/23 12:30
92677694004	**HAM-PT-07**	Water	07/13/23 16:22	07/17/23 12:30
92677694005	**HAM-PT-08**	Water	07/13/23 17:51	07/17/23 12:30
92677694006	**HAM-AP1-FD-01**	Water	07/13/23 00:00	07/17/23 12:30
92677694007	**HAM-AP1-FB-01**	Water	07/17/23 08:40	07/17/23 12:30
92677694008	**HAM-HGWC-13**	Water	07/17/23 11:47	07/17/23 12:30

This report shall not be reproduced, except in full,
without the written consent of Pace Analytical Services, LLC.

Pace Analytical Services, LLC
9800 Kincey Ave. Suite 100
Huntersville, NC 28078
(704)875-9092

SAMPLE ANALYTE COUNT

Project: Hammond AP-1
Pace Project No.: 92677694

Lab ID	Sample ID	Method	Analysts	Analytes Reported
92677694001	**HAM-HGWC-8**	EPA 6010D	MS	6
		EPA 6020B	CW1	12
		EPA 7470A	VB	1
		SM 2540C-2015	DL1	1
		SM 2320B-2011	YEG	3
		SM 4500-S2D-2011	JP1	1
		EPA 300.0 Rev 2.1 1993	CDC	3
92677694002	**HAM-PT-09**	EPA 6010D	MS	6
		EPA 6020B	CW1	12
		EPA 7470A	VB	1
		SM 2540C-2015	DL1	1
		SM 2320B-2011	YEG	3
		SM 4500-S2D-2011	JP1	1
		EPA 300.0 Rev 2.1 1993	CDC	3
92677694003	**HAM-PT-10**	EPA 6010D	MS	6
		EPA 6020B	CW1	12
		EPA 7470A	VB	1
		SM 2540C-2015	DL1	1
		SM 2320B-2011	SMS	3
		SM 4500-S2D-2011	JP1	1
		EPA 300.0 Rev 2.1 1993	CDC	3
92677694004	**HAM-PT-07**	EPA 6010D	MS	6
		EPA 6020B	CW1	12
		EPA 7470A	VB	1
		SM 2540C-2015	DL1	1
		SM 2320B-2011	SMS	3
		SM 4500-S2D-2011	JP1	1
		EPA 300.0 Rev 2.1 1993	CDC	3
92677694005	**HAM-PT-08**	EPA 6010D	MS	6
		EPA 6020B	CW1	12
		EPA 7470A	VB	1
		SM 2540C-2015	DL1	1
		SM 2320B-2011	SMS	3
		SM 4500-S2D-2011	JP1	1
		EPA 300.0 Rev 2.1 1993	CDC	3
92677694006	**HAM-AP1-FD-01**	EPA 6010D	MS	6
		EPA 6020B	CW1	12

This report shall not be reproduced, except in full,
without the written consent of Pace Analytical Services, LLC.

Pace Analytical Services, LLC
9800 Kincey Ave. Suite 100
Huntersville, NC 28078
(704)875-9092

SAMPLE ANALYTE COUNT

Project: Hammond AP-1
Pace Project No.: 92677694

Lab ID	Sample ID	Method	Analysts	Analytes Reported
		EPA 7470A	VB	1
		SM 2540C-2015	DL1	1
		SM 2320B-2011	SMS	3
		SM 4500-S2D-2011	JP1	1
		EPA 300.0 Rev 2.1 1993	CDC	3
92677694007	**HAM-AP1-FB-01**	EPA 6010D	MS	6
		EPA 6020B	CW1	12
		EPA 7470A	VB	1
		SM 2540C-2015	DL1	1
		SM 2320B-2011	SMS	3
		SM 4500-S2D-2011	JP1	1
		EPA 300.0 Rev 2.1 1993	CDC	3
92677694008	**HAM-HGWC-13**	EPA 6010D	MS	6
		EPA 6020B	CW1	12
		EPA 7470A	VB	1
		SM 2540C-2015	DL1	1
		SM 2320B-2011	SMS	3
		SM 4500-S2D-2011	JP1	1
		EPA 300.0 Rev 2.1 1993	CDC	3

PASI-A = Pace Analytical Services - Asheville
PASI-C = Pace Analytical Services - Charlotte
PASI-GA = Pace Analytical Services - Peachtree Corners, GA

This report shall not be reproduced, except in full,
without the written consent of Pace Analytical Services, LLC.

Pace Analytical Services, LLC
9800 Kincey Ave. Suite 100
Huntersville, NC 28078
(704)875-9092

SUMMARY OF DETECTION

Project: Hammond AP-1
Pace Project No.: 92677694

Lab Sample ID Method	Client Sample ID Parameters	Result	Units	Report Limit	Analyzed	Qualifiers
92677694001	**HAM-HGWC-8**					
	Performed by	CUSTOMER			07/17/23 17:16	
	pH	6.65	Std. Units		07/17/23 17:16	
EPA 6010D	Manganese	0.28	mg/L	0.040	07/20/23 15:39	
EPA 6010D	Potassium	6.9	mg/L	0.50	07/20/23 15:39	
EPA 6010D	Sodium	8.8	mg/L	1.0	07/20/23 15:39	M1
EPA 6010D	Calcium	107	mg/L	1.0	07/20/23 15:39	M1
EPA 6010D	Magnesium	14.9	mg/L	0.050	07/20/23 15:39	M1
EPA 6010D	Iron	0.27	mg/L	0.040	07/25/23 15:53	
EPA 6020B	Barium	0.047	mg/L	0.0050	07/19/23 17:55	
EPA 6020B	Beryllium	0.000073J	mg/L	0.00050	07/19/23 17:55	
EPA 6020B	Boron	2.0	mg/L	0.20	07/21/23 16:37	
EPA 6020B	Cadmium	0.00031J	mg/L	0.00050	07/19/23 17:55	
EPA 6020B	Cobalt	0.0015J	mg/L	0.0050	07/19/23 17:55	
EPA 6020B	Lithium	0.0015J	mg/L	0.030	07/19/23 17:55	
EPA 6020B	Molybdenum	0.30	mg/L	0.010	07/19/23 17:55	
EPA 6020B	Thallium	0.00026J	mg/L	0.0010	07/19/23 17:55	
SM 2540C-2015	Total Dissolved Solids	513	mg/L	25.0	07/18/23 15:24	
SM 2320B-2011	Alkalinity,Bicarbonate (CaCO3)	136	mg/L	5.0	07/19/23 19:16	
SM 2320B-2011	Alkalinity, Total as CaCO3	136	mg/L	5.0	07/19/23 19:16	
EPA 300.0 Rev 2.1 1993	Chloride	47.9	mg/L	1.0	07/19/23 03:12	
EPA 300.0 Rev 2.1 1993	Fluoride	0.49	mg/L	0.10	07/19/23 03:12	
EPA 300.0 Rev 2.1 1993	Sulfate	163	mg/L	3.0	07/19/23 09:10	
92677694002	**HAM-PT-09**					
	Performed by	CUSTOMER			07/17/23 17:16	
	pH	6.57	Std. Units		07/17/23 17:16	
EPA 6010D	Iron	0.33	mg/L	0.040	07/25/23 16:08	
EPA 6010D	Manganese	0.79	mg/L	0.040	07/20/23 15:59	
EPA 6010D	Potassium	6.8	mg/L	0.50	07/20/23 15:59	
EPA 6010D	Sodium	10.6	mg/L	1.0	07/20/23 15:59	
EPA 6010D	Calcium	110	mg/L	1.0	07/20/23 15:59	
EPA 6010D	Magnesium	15.6	mg/L	0.050	07/20/23 15:59	
EPA 6020B	Antimony	0.0027J	mg/L	0.0030	07/19/23 18:19	
EPA 6020B	Barium	0.053	mg/L	0.0050	07/19/23 18:19	
EPA 6020B	Beryllium	0.000077J	mg/L	0.00050	07/19/23 18:19	
EPA 6020B	Boron	2.1	mg/L	0.20	07/21/23 16:55	
EPA 6020B	Cobalt	0.0045J	mg/L	0.0050	07/19/23 18:19	
EPA 6020B	Lithium	0.0013J	mg/L	0.030	07/19/23 18:19	
EPA 6020B	Molybdenum	0.065	mg/L	0.010	07/19/23 18:19	
SM 2540C-2015	Total Dissolved Solids	534	mg/L	25.0	07/18/23 15:24	
SM 2320B-2011	Alkalinity,Bicarbonate (CaCO3)	144	mg/L	5.0	07/19/23 19:26	
SM 2320B-2011	Alkalinity, Total as CaCO3	144	mg/L	5.0	07/19/23 19:26	
EPA 300.0 Rev 2.1 1993	Chloride	55.3	mg/L	1.0	07/19/23 03:27	
EPA 300.0 Rev 2.1 1993	Fluoride	0.24	mg/L	0.10	07/19/23 03:27	
EPA 300.0 Rev 2.1 1993	Sulfate	160	mg/L	3.0	07/19/23 09:53	

This report shall not be reproduced, except in full,
without the written consent of Pace Analytical Services, LLC.

Pace Analytical Services, LLC
9800 Kincey Ave. Suite 100
Huntersville, NC 28078
(704)875-9092

SUMMARY OF DETECTION

Project: Hammond AP-1
Pace Project No.: 92677694

Lab Sample ID Method	Client Sample ID Parameters	Result	Units	Report Limit	Analyzed	Qualifiers
92677694003	**HAM-PT-10**					
	Performed by	CUSTOMER			07/17/23 17:16	
	pH	7.01	Std. Units		07/17/23 17:16	
EPA 6010D	Manganese	3.5	mg/L	0.040	07/20/23 16:14	
EPA 6010D	Potassium	7.1	mg/L	0.50	07/20/23 16:14	
EPA 6010D	Sodium	10.5	mg/L	1.0	07/20/23 16:14	
EPA 6010D	Calcium	127	mg/L	1.0	07/20/23 16:14	
EPA 6010D	Magnesium	16.8	mg/L	0.050	07/20/23 16:14	
EPA 6010D	Iron	3.1	mg/L	0.040	07/25/23 16:12	
EPA 6020B	Barium	0.074	mg/L	0.0050	07/19/23 18:25	
EPA 6020B	Boron	2.2	mg/L	0.20	07/21/23 17:01	
EPA 6020B	Cobalt	0.0026J	mg/L	0.0050	07/19/23 18:25	
EPA 6020B	Lithium	0.0014J	mg/L	0.030	07/19/23 18:25	
EPA 6020B	Molybdenum	0.10	mg/L	0.010	07/19/23 18:25	
SM 2540C-2015	Total Dissolved Solids	557	mg/L	25.0	07/18/23 15:24	
SM 2320B-2011	Alkalinity,Bicarbonate (CaCO3)	185	mg/L	5.0	07/20/23 16:41	
SM 2320B-2011	Alkalinity, Total as CaCO3	185	mg/L	5.0	07/20/23 16:41	
EPA 300.0 Rev 2.1 1993	Chloride	67.2	mg/L	1.0	07/19/23 04:10	
EPA 300.0 Rev 2.1 1993	Fluoride	0.33	mg/L	0.10	07/19/23 04:10	
EPA 300.0 Rev 2.1 1993	Sulfate	145	mg/L	3.0	07/19/23 10:07	
92677694004	**HAM-PT-07**					
	Performed by	CUSTOMER			07/17/23 17:16	
	pH	6.76	Std. Units		07/17/23 17:16	
EPA 6010D	Manganese	8.2	mg/L	0.040	07/20/23 16:19	
EPA 6010D	Potassium	6.0	mg/L	0.50	07/20/23 16:19	
EPA 6010D	Sodium	6.1	mg/L	1.0	07/20/23 16:19	
EPA 6010D	Calcium	168	mg/L	1.0	07/20/23 16:19	
EPA 6010D	Magnesium	18.5	mg/L	0.050	07/20/23 16:19	
EPA 6010D	Iron	23.8	mg/L	0.040	07/25/23 16:17	
EPA 6020B	Arsenic	0.34	mg/L	0.010	07/19/23 18:30	
EPA 6020B	Barium	0.056	mg/L	0.0050	07/19/23 18:30	
EPA 6020B	Beryllium	0.00012J	mg/L	0.00050	07/19/23 18:30	
EPA 6020B	Boron	1.0	mg/L	0.20	07/21/23 17:07	
EPA 6020B	Cobalt	0.13	mg/L	0.0050	07/19/23 18:30	
EPA 6020B	Lithium	0.060	mg/L	0.030	07/19/23 18:30	
EPA 6020B	Molybdenum	0.017	mg/L	0.010	07/19/23 18:30	
EPA 6020B	Thallium	0.00024J	mg/L	0.0010	07/19/23 18:30	
SM 2540C-2015	Total Dissolved Solids	808	mg/L	25.0	07/18/23 15:24	
SM 2320B-2011	Alkalinity,Bicarbonate (CaCO3)	102	mg/L	5.0	07/20/23 16:53	
SM 2320B-2011	Alkalinity, Total as CaCO3	102	mg/L	5.0	07/20/23 16:53	
EPA 300.0 Rev 2.1 1993	Chloride	15.7	mg/L	1.0	07/19/23 04:24	
EPA 300.0 Rev 2.1 1993	Fluoride	0.36	mg/L	0.10	07/19/23 04:24	
EPA 300.0 Rev 2.1 1993	Sulfate	411	mg/L	9.0	07/19/23 10:21	
92677694005	**HAM-PT-08**					
	Performed by	CUSTOMER			07/17/23 17:17	

This report shall not be reproduced, except in full,
without the written consent of Pace Analytical Services, LLC.

Pace Analytical Services, LLC
9800 Kincey Ave. Suite 100
Huntersville, NC 28078
(704)875-9092

SUMMARY OF DETECTION

Project: Hammond AP-1
Pace Project No.: 92677694

Lab Sample ID Method	Client Sample ID Parameters	Result	Units	Report Limit	Analyzed	Qualifiers
92677694005	**HAM-PT-08**					
	pH	6.66	Std. Units		07/17/23 17:17	
EPA 6010D	Manganese	8.7	mg/L	0.040	07/20/23 16:24	
EPA 6010D	Potassium	6.0	mg/L	0.50	07/20/23 16:24	
EPA 6010D	Sodium	6.9	mg/L	1.0	07/20/23 16:24	
EPA 6010D	Calcium	161	mg/L	1.0	07/20/23 16:24	
EPA 6010D	Magnesium	18.9	mg/L	0.050	07/20/23 16:24	
EPA 6010D	Iron	24.2	mg/L	0.040	07/25/23 16:38	
EPA 6020B	Arsenic	0.33	mg/L	0.010	07/19/23 18:36	
EPA 6020B	Barium	0.051	mg/L	0.0050	07/19/23 18:36	
EPA 6020B	Beryllium	0.00011J	mg/L	0.00050	07/19/23 18:36	
EPA 6020B	Boron	1.0	mg/L	0.20	07/21/23 17:13	
EPA 6020B	Cobalt	0.031	mg/L	0.0050	07/19/23 18:36	
EPA 6020B	Lithium	0.065	mg/L	0.030	07/19/23 18:36	
EPA 6020B	Molybdenum	0.0079J	mg/L	0.010	07/19/23 18:36	
SM 2540C-2015	Total Dissolved Solids	734	mg/L	25.0	07/18/23 15:25	
SM 2320B-2011	Alkalinity,Bicarbonate (CaCO3)	107	mg/L	5.0	07/20/23 17:03	
SM 2320B-2011	Alkalinity, Total as CaCO3	107	mg/L	5.0	07/20/23 17:03	
SM 4500-S2D-2011	Sulfide	0.036J	mg/L	0.10	07/20/23 03:42	
EPA 300.0 Rev 2.1 1993	Chloride	17.0	mg/L	1.0	07/19/23 04:38	
EPA 300.0 Rev 2.1 1993	Fluoride	0.36	mg/L	0.10	07/19/23 04:38	
EPA 300.0 Rev 2.1 1993	Sulfate	417	mg/L	8.0	07/19/23 12:00	
92677694006	**HAM-AP1-FD-01**					
EPA 6010D	Iron	24.6	mg/L	0.040	07/25/23 16:48	
EPA 6010D	Manganese	8.6	mg/L	0.040	07/20/23 16:29	
EPA 6010D	Potassium	6.4	mg/L	0.50	07/20/23 16:29	
EPA 6010D	Sodium	6.6	mg/L	1.0	07/20/23 16:29	
EPA 6010D	Calcium	180	mg/L	1.0	07/20/23 16:29	
EPA 6010D	Magnesium	19.6	mg/L	0.050	07/20/23 16:29	
EPA 6020B	Arsenic	0.34	mg/L	0.010	07/19/23 18:54	
EPA 6020B	Barium	0.057	mg/L	0.0050	07/19/23 18:54	
EPA 6020B	Beryllium	0.00011J	mg/L	0.00050	07/19/23 18:54	
EPA 6020B	Boron	0.99	mg/L	0.20	07/21/23 17:19	
EPA 6020B	Cobalt	0.14	mg/L	0.0050	07/19/23 18:54	
EPA 6020B	Lithium	0.060	mg/L	0.030	07/19/23 18:54	
EPA 6020B	Molybdenum	0.018	mg/L	0.010	07/19/23 18:54	
EPA 6020B	Thallium	0.00025J	mg/L	0.0010	07/19/23 18:54	
SM 2540C-2015	Total Dissolved Solids	804	mg/L	25.0	07/18/23 15:25	
SM 2320B-2011	Alkalinity,Bicarbonate (CaCO3)	102	mg/L	5.0	07/20/23 17:12	
SM 2320B-2011	Alkalinity, Total as CaCO3	102	mg/L	5.0	07/20/23 17:12	
EPA 300.0 Rev 2.1 1993	Chloride	15.6	mg/L	1.0	07/19/23 04:53	
EPA 300.0 Rev 2.1 1993	Fluoride	0.31	mg/L	0.10	07/19/23 04:53	
EPA 300.0 Rev 2.1 1993	Sulfate	428	mg/L	9.0	07/19/23 12:56	
92677694008	**HAM-HGWC-13**					
	Performed by	CUSTOMER			07/17/23 17:17	
	pH	6.67	Std. Units		07/17/23 17:17	

This report shall not be reproduced, except in full,
without the written consent of Pace Analytical Services, LLC.

Pace Analytical Services, LLC
9800 Kincey Ave. Suite 100
Huntersville, NC 28078
(704)875-9092

SUMMARY OF DETECTION

Project: Hammond AP-1
Pace Project No.: 92677694

Lab Sample ID Method	Client Sample ID Parameters	Result	Units	Report Limit	Analyzed	Qualifiers
92677694008	**HAM-HGWC-13**					
EPA 6010D	Iron	7.2	mg/L	0.040	07/20/23 16:39	
EPA 6010D	Manganese	8.9	mg/L	0.040	07/20/23 16:39	
EPA 6010D	Potassium	6.0	mg/L	0.50	07/20/23 16:39	
EPA 6010D	Sodium	6.8	mg/L	1.0	07/20/23 16:39	
EPA 6010D	Calcium	179	mg/L	1.0	07/20/23 16:39	
EPA 6010D	Magnesium	19.5	mg/L	0.050	07/20/23 16:39	
EPA 6020B	Arsenic	0.63	mg/L	0.010	07/19/23 19:06	
EPA 6020B	Barium	0.056	mg/L	0.0050	07/19/23 19:06	
EPA 6020B	Beryllium	0.00012J	mg/L	0.00050	07/19/23 19:06	
EPA 6020B	Boron	1.0	mg/L	0.20	07/21/23 17:43	
EPA 6020B	Cobalt	0.018	mg/L	0.0050	07/19/23 19:06	
EPA 6020B	Lithium	0.048	mg/L	0.030	07/19/23 19:06	
EPA 6020B	Molybdenum	0.017	mg/L	0.010	07/19/23 19:06	
EPA 6020B	Thallium	0.00030J	mg/L	0.0010	07/19/23 19:06	
SM 2540C-2015	Total Dissolved Solids	817	mg/L	25.0	07/18/23 15:31	
SM 2320B-2011	Alkalinity,Bicarbonate (CaCO3)	140	mg/L	5.0	07/20/23 17:26	
SM 2320B-2011	Alkalinity, Total as CaCO3	140	mg/L	5.0	07/20/23 17:26	
EPA 300.0 Rev 2.1 1993	Chloride	17.8	mg/L	1.0	07/19/23 05:50	
EPA 300.0 Rev 2.1 1993	Fluoride	0.32	mg/L	0.10	07/19/23 05:50	
EPA 300.0 Rev 2.1 1993	Sulfate	393	mg/L	8.0	07/19/23 13:10	M1

This report shall not be reproduced, except in full,
without the written consent of Pace Analytical Services, LLC.

Pace Analytical Services, LLC
9800 Kincey Ave. Suite 100
Huntersville, NC 28078
(704)875-9092

ANALYTICAL RESULTS

Project: Hammond AP-1
Pace Project No.: 92677694

Sample: HAM-HGWC-8 **Lab ID: 92677694001** Collected: 07/13/23 10:35 Received: 07/17/23 12:30 Matrix: Water

Parameters	Results	Units	Report Limit	MDL	DF	Prepared	Analyzed	CAS No.	Qual
Field Data	Analytical Method: Pace Analytical Services - Charlotte								
Performed by	**CUSTOMER**				1		07/17/23 17:16		
pH	**6.65**	Std. Units			1		07/17/23 17:16		
6010D ATL ICP	Analytical Method: EPA 6010D Preparation Method: EPA 3010A Pace Analytical Services - Peachtree Corners, GA								
Manganese	**0.28**	mg/L	0.040	0.011	1	07/20/23 09:50	07/20/23 15:39	7439-96-5	
Potassium	**6.9**	mg/L	0.50	0.15	1	07/20/23 09:50	07/20/23 15:39	7440-09-7	
Sodium	**8.8**	mg/L	1.0	0.58	1	07/20/23 09:50	07/20/23 15:39	7440-23-5	M1
Calcium	**107**	mg/L	1.0	0.12	1	07/20/23 09:50	07/20/23 15:39	7440-70-2	M1
Magnesium	**14.9**	mg/L	0.050	0.012	1	07/20/23 09:50	07/20/23 15:39	7439-95-4	M1
Iron	**0.27**	mg/L	0.040	0.025	1	07/20/23 09:50	07/25/23 15:53	7439-89-6	
6020 MET ICPMS	Analytical Method: EPA 6020B Preparation Method: EPA 3005A Pace Analytical Services - Peachtree Corners, GA								
Antimony	ND	mg/L	0.0030	0.0012	1	07/18/23 13:46	07/19/23 17:55	7440-36-0	
Arsenic	ND	mg/L	0.010	0.0037	1	07/18/23 13:46	07/19/23 17:55	7440-38-2	
Barium	**0.047**	mg/L	0.0050	0.00067	1	07/18/23 13:46	07/19/23 17:55	7440-39-3	
Beryllium	**0.000073J**	mg/L	0.00050	0.000054	1	07/18/23 13:46	07/19/23 17:55	7440-41-7	
Boron	**2.0**	mg/L	0.20	0.043	5	07/18/23 13:46	07/21/23 16:37	7440-42-8	
Cadmium	**0.00031J**	mg/L	0.00050	0.00011	1	07/18/23 13:46	07/19/23 17:55	7440-43-9	
Chromium	ND	mg/L	0.0050	0.0011	1	07/18/23 13:46	07/19/23 17:55	7440-47-3	
Cobalt	**0.0015J**	mg/L	0.0050	0.00039	1	07/18/23 13:46	07/19/23 17:55	7440-48-4	
Lithium	**0.0015J**	mg/L	0.030	0.00073	1	07/18/23 13:46	07/19/23 17:55	7439-93-2	
Molybdenum	**0.30**	mg/L	0.010	0.00074	1	07/18/23 13:46	07/19/23 17:55	7439-98-7	
Selenium	ND	mg/L	0.0050	0.0014	1	07/18/23 13:46	07/19/23 17:55	7782-49-2	
Thallium	**0.00026J**	mg/L	0.0010	0.00018	1	07/18/23 13:46	07/19/23 17:55	7440-28-0	
7470 Mercury	Analytical Method: EPA 7470A Preparation Method: EPA 7470A Pace Analytical Services - Peachtree Corners, GA								
Mercury	ND	mg/L	0.00020	0.00013	1	07/27/23 12:00	07/27/23 14:51	7439-97-6	
2540C Total Dissolved Solids	Analytical Method: SM 2540C-2015 Pace Analytical Services - Peachtree Corners, GA								
Total Dissolved Solids	**513**	mg/L	25.0	25.0	1		07/18/23 15:24		
2320B Alkalinity	Analytical Method: SM 2320B-2011 Pace Analytical Services - Asheville								
Alkalinity,Bicarbonate (CaCO3)	**136**	mg/L	5.0	5.0	1		07/19/23 19:16		
Alkalinity,Carbonate (CaCO3)	ND	mg/L	5.0	5.0	1		07/19/23 19:16		
Alkalinity, Total as CaCO3	**136**	mg/L	5.0	5.0	1		07/19/23 19:16		

This report shall not be reproduced, except in full,
without the written consent of Pace Analytical Services, LLC.

Pace Analytical Services, LLC
9800 Kincey Ave. Suite 100
Huntersville, NC 28078
(704)875-9092

ANALYTICAL RESULTS

Project: Hammond AP-1
Pace Project No.: 92677694

Sample: HAM-HGWC-8 **Lab ID: 92677694001** Collected: 07/13/23 10:35 Received: 07/17/23 12:30 Matrix: Water

Parameters	Results	Units	Report Limit	MDL	DF	Prepared	Analyzed	CAS No.	Qual
4500S2D Sulfide Water	Analytical Method: SM 4500-S2D-2011 Pace Analytical Services - Asheville								
Sulfide	ND	mg/L	0.10	0.022	1		07/20/23 03:39	18496-25-8	
300.0 IC Anions 28 Days	Analytical Method: EPA 300.0 Rev 2.1 1993 Pace Analytical Services - Asheville								
Chloride	**47.9**	mg/L	1.0	0.60	1		07/19/23 03:12	16887-00-6	
Fluoride	**0.49**	mg/L	0.10	0.050	1		07/19/23 03:12	16984-48-8	
Sulfate	**163**	mg/L	3.0	1.5	3		07/19/23 09:10	14808-79-8	

This report shall not be reproduced, except in full,
without the written consent of Pace Analytical Services, LLC.

Pace Analytical Services, LLC
9800 Kincey Ave. Suite 100
Huntersville, NC 28078
(704)875-9092

ANALYTICAL RESULTS

Project: Hammond AP-1
Pace Project No.: 92677694

Sample: HAM-PT-09 **Lab ID: 92677694002** Collected: 07/13/23 12:47 Received: 07/17/23 12:30 Matrix: Water

Parameters	Results	Units	Report Limit	MDL	DF	Prepared	Analyzed	CAS No.	Qual
Field Data	Analytical Method: Pace Analytical Services - Charlotte								
Performed by	**CUSTOMER**				1		07/17/23 17:16		
pH	**6.57**	Std. Units			1		07/17/23 17:16		
6010D ATL ICP	Analytical Method: EPA 6010D Preparation Method: EPA 3010A Pace Analytical Services - Peachtree Corners, GA								
Iron	**0.33**	mg/L	0.040	0.025	1	07/20/23 09:50	07/25/23 16:08	7439-89-6	
Manganese	**0.79**	mg/L	0.040	0.011	1	07/20/23 09:50	07/20/23 15:59	7439-96-5	
Potassium	**6.8**	mg/L	0.50	0.15	1	07/20/23 09:50	07/20/23 15:59	7440-09-7	
Sodium	**10.6**	mg/L	1.0	0.58	1	07/20/23 09:50	07/20/23 15:59	7440-23-5	
Calcium	**110**	mg/L	1.0	0.12	1	07/20/23 09:50	07/20/23 15:59	7440-70-2	
Magnesium	**15.6**	mg/L	0.050	0.012	1	07/20/23 09:50	07/20/23 15:59	7439-95-4	
6020 MET ICPMS	Analytical Method: EPA 6020B Preparation Method: EPA 3005A Pace Analytical Services - Peachtree Corners, GA								
Antimony	**0.0027J**	mg/L	0.0030	0.0012	1	07/18/23 13:46	07/19/23 18:19	7440-36-0	
Arsenic	ND	mg/L	0.010	0.0037	1	07/18/23 13:46	07/19/23 18:19	7440-38-2	
Barium	**0.053**	mg/L	0.0050	0.00067	1	07/18/23 13:46	07/19/23 18:19	7440-39-3	
Beryllium	**0.000077J**	mg/L	0.00050	0.000054	1	07/18/23 13:46	07/19/23 18:19	7440-41-7	
Boron	**2.1**	mg/L	0.20	0.043	5	07/18/23 13:46	07/21/23 16:55	7440-42-8	
Cadmium	ND	mg/L	0.00050	0.00011	1	07/18/23 13:46	07/19/23 18:19	7440-43-9	
Chromium	ND	mg/L	0.0050	0.0011	1	07/18/23 13:46	07/19/23 18:19	7440-47-3	
Cobalt	**0.0045J**	mg/L	0.0050	0.00039	1	07/18/23 13:46	07/19/23 18:19	7440-48-4	
Lithium	**0.0013J**	mg/L	0.030	0.00073	1	07/18/23 13:46	07/19/23 18:19	7439-93-2	
Molybdenum	**0.065**	mg/L	0.010	0.00074	1	07/18/23 13:46	07/19/23 18:19	7439-98-7	
Selenium	ND	mg/L	0.0050	0.0014	1	07/18/23 13:46	07/19/23 18:19	7782-49-2	
Thallium	ND	mg/L	0.0010	0.00018	1	07/18/23 13:46	07/19/23 18:19	7440-28-0	
7470 Mercury	Analytical Method: EPA 7470A Preparation Method: EPA 7470A Pace Analytical Services - Peachtree Corners, GA								
Mercury	ND	mg/L	0.00020	0.00013	1	07/27/23 12:00	07/27/23 14:53	7439-97-6	
2540C Total Dissolved Solids	Analytical Method: SM 2540C-2015 Pace Analytical Services - Peachtree Corners, GA								
Total Dissolved Solids	**534**	mg/L	25.0	25.0	1		07/18/23 15:24		
2320B Alkalinity	Analytical Method: SM 2320B-2011 Pace Analytical Services - Asheville								
Alkalinity,Bicarbonate (CaCO3)	**144**	mg/L	5.0	5.0	1		07/19/23 19:26		
Alkalinity,Carbonate (CaCO3)	ND	mg/L	5.0	5.0	1		07/19/23 19:26		
Alkalinity, Total as CaCO3	**144**	mg/L	5.0	5.0	1		07/19/23 19:26		

This report shall not be reproduced, except in full,
without the written consent of Pace Analytical Services, LLC.

Pace Analytical Services, LLC
9800 Kincey Ave. Suite 100
Huntersville, NC 28078
(704)875-9092

ANALYTICAL RESULTS

Project: Hammond AP-1
Pace Project No.: 92677694

Sample: HAM-PT-09 **Lab ID: 92677694002** Collected: 07/13/23 12:47 Received: 07/17/23 12:30 Matrix: Water

Parameters	Results	Units	Report Limit	MDL	DF	Prepared	Analyzed	CAS No.	Qual
4500S2D Sulfide Water	Analytical Method: SM 4500-S2D-2011 Pace Analytical Services - Asheville								
Sulfide	ND	mg/L	0.10	0.022	1		07/20/23 03:41	18496-25-8	
300.0 IC Anions 28 Days	Analytical Method: EPA 300.0 Rev 2.1 1993 Pace Analytical Services - Asheville								
Chloride	**55.3**	mg/L	1.0	0.60	1		07/19/23 03:27	16887-00-6	
Fluoride	**0.24**	mg/L	0.10	0.050	1		07/19/23 03:27	16984-48-8	
Sulfate	**160**	mg/L	3.0	1.5	3		07/19/23 09:53	14808-79-8	

This report shall not be reproduced, except in full,
without the written consent of Pace Analytical Services, LLC.

Pace Analytical Services, LLC
9800 Kincey Ave. Suite 100
Huntersville, NC 28078
(704)875-9092

ANALYTICAL RESULTS

Project: Hammond AP-1
Pace Project No.: 92677694

Sample: HAM-PT-10 **Lab ID: 92677694003** Collected: 07/13/23 14:15 Received: 07/17/23 12:30 Matrix: Water

Parameters	Results	Units	Report Limit	MDL	DF	Prepared	Analyzed	CAS No.	Qual
Field Data	Analytical Method: Pace Analytical Services - Charlotte								
Performed by	**CUSTOMER**				1		07/17/23 17:16		
pH	**7.01**	Std. Units			1		07/17/23 17:16		
6010D ATL ICP	Analytical Method: EPA 6010D Preparation Method: EPA 3010A Pace Analytical Services - Peachtree Corners, GA								
Manganese	**3.5**	mg/L	0.040	0.011	1	07/20/23 09:50	07/20/23 16:14	7439-96-5	
Potassium	**7.1**	mg/L	0.50	0.15	1	07/20/23 09:50	07/20/23 16:14	7440-09-7	
Sodium	**10.5**	mg/L	1.0	0.58	1	07/20/23 09:50	07/20/23 16:14	7440-23-5	
Calcium	**127**	mg/L	1.0	0.12	1	07/20/23 09:50	07/20/23 16:14	7440-70-2	
Magnesium	**16.8**	mg/L	0.050	0.012	1	07/20/23 09:50	07/20/23 16:14	7439-95-4	
Iron	**3.1**	mg/L	0.040	0.025	1	07/20/23 09:50	07/25/23 16:12	7439-89-6	
6020 MET ICPMS	Analytical Method: EPA 6020B Preparation Method: EPA 3005A Pace Analytical Services - Peachtree Corners, GA								
Antimony	ND	mg/L	0.0030	0.0012	1	07/18/23 13:46	07/19/23 18:25	7440-36-0	
Arsenic	ND	mg/L	0.010	0.0037	1	07/18/23 13:46	07/19/23 18:25	7440-38-2	
Barium	**0.074**	mg/L	0.0050	0.00067	1	07/18/23 13:46	07/19/23 18:25	7440-39-3	
Beryllium	ND	mg/L	0.00050	0.000054	1	07/18/23 13:46	07/19/23 18:25	7440-41-7	
Boron	**2.2**	mg/L	0.20	0.043	5	07/18/23 13:46	07/21/23 17:01	7440-42-8	
Cadmium	ND	mg/L	0.00050	0.00011	1	07/18/23 13:46	07/19/23 18:25	7440-43-9	
Chromium	ND	mg/L	0.0050	0.0011	1	07/18/23 13:46	07/19/23 18:25	7440-47-3	
Cobalt	**0.0026J**	mg/L	0.0050	0.00039	1	07/18/23 13:46	07/19/23 18:25	7440-48-4	
Lithium	**0.0014J**	mg/L	0.030	0.00073	1	07/18/23 13:46	07/19/23 18:25	7439-93-2	
Molybdenum	**0.10**	mg/L	0.010	0.00074	1	07/18/23 13:46	07/19/23 18:25	7439-98-7	
Selenium	ND	mg/L	0.0050	0.0014	1	07/18/23 13:46	07/19/23 18:25	7782-49-2	
Thallium	ND	mg/L	0.0010	0.00018	1	07/18/23 13:46	07/19/23 18:25	7440-28-0	
7470 Mercury	Analytical Method: EPA 7470A Preparation Method: EPA 7470A Pace Analytical Services - Peachtree Corners, GA								
Mercury	ND	mg/L	0.00020	0.00013	1	07/27/23 12:00	07/27/23 15:09	7439-97-6	
2540C Total Dissolved Solids	Analytical Method: SM 2540C-2015 Pace Analytical Services - Peachtree Corners, GA								
Total Dissolved Solids	**557**	mg/L	25.0	25.0	1		07/18/23 15:24		
2320B Alkalinity	Analytical Method: SM 2320B-2011 Pace Analytical Services - Asheville								
Alkalinity,Bicarbonate (CaCO3)	**185**	mg/L	5.0	5.0	1		07/20/23 16:41		
Alkalinity,Carbonate (CaCO3)	ND	mg/L	5.0	5.0	1		07/20/23 16:41		
Alkalinity, Total as CaCO3	**185**	mg/L	5.0	5.0	1		07/20/23 16:41		

This report shall not be reproduced, except in full,
without the written consent of Pace Analytical Services, LLC.

Pace Analytical Services, LLC
9800 Kincey Ave. Suite 100
Huntersville, NC 28078
(704)875-9092

ANALYTICAL RESULTS

Project: Hammond AP-1
Pace Project No.: 92677694

Sample: HAM-PT-10 **Lab ID: 92677694003** Collected: 07/13/23 14:15 Received: 07/17/23 12:30 Matrix: Water

Parameters	Results	Units	Report Limit	MDL	DF	Prepared	Analyzed	CAS No.	Qual
4500S2D Sulfide Water	Analytical Method: SM 4500-S2D-2011 Pace Analytical Services - Asheville								
Sulfide	ND	mg/L	0.10	0.022	1		07/20/23 03:41	18496-25-8	
300.0 IC Anions 28 Days	Analytical Method: EPA 300.0 Rev 2.1 1993 Pace Analytical Services - Asheville								
Chloride	**67.2**	mg/L	1.0	0.60	1		07/19/23 04:10	16887-00-6	
Fluoride	**0.33**	mg/L	0.10	0.050	1		07/19/23 04:10	16984-48-8	
Sulfate	**145**	mg/L	3.0	1.5	3		07/19/23 10:07	14808-79-8	

This report shall not be reproduced, except in full,
without the written consent of Pace Analytical Services, LLC.

Pace Analytical Services, LLC
9800 Kincey Ave. Suite 100
Huntersville, NC 28078
(704)875-9092

ANALYTICAL RESULTS

Project: Hammond AP-1
Pace Project No.: 92677694

Sample: HAM-PT-07 **Lab ID: 92677694004** Collected: 07/13/23 16:22 Received: 07/17/23 12:30 Matrix: Water

Parameters	Results	Units	Report Limit	MDL	DF	Prepared	Analyzed	CAS No.	Qual
Field Data	Analytical Method: Pace Analytical Services - Charlotte								
Performed by	**CUSTOMER**				1		07/17/23 17:16		
pH	**6.76**	Std. Units			1		07/17/23 17:16		
6010D ATL ICP	Analytical Method: EPA 6010D Preparation Method: EPA 3010A Pace Analytical Services - Peachtree Corners, GA								
Manganese	**8.2**	mg/L	0.040	0.011	1	07/20/23 09:50	07/20/23 16:19	7439-96-5	
Potassium	**6.0**	mg/L	0.50	0.15	1	07/20/23 09:50	07/20/23 16:19	7440-09-7	
Sodium	**6.1**	mg/L	1.0	0.58	1	07/20/23 09:50	07/20/23 16:19	7440-23-5	
Calcium	**168**	mg/L	1.0	0.12	1	07/20/23 09:50	07/20/23 16:19	7440-70-2	
Magnesium	**18.5**	mg/L	0.050	0.012	1	07/20/23 09:50	07/20/23 16:19	7439-95-4	
Iron	**23.8**	mg/L	0.040	0.025	1	07/20/23 09:50	07/25/23 16:17	7439-89-6	
6020 MET ICPMS	Analytical Method: EPA 6020B Preparation Method: EPA 3005A Pace Analytical Services - Peachtree Corners, GA								
Antimony	ND	mg/L	0.0030	0.0012	1	07/18/23 13:46	07/19/23 18:30	7440-36-0	
Arsenic	**0.34**	mg/L	0.010	0.0037	1	07/18/23 13:46	07/19/23 18:30	7440-38-2	
Barium	**0.056**	mg/L	0.0050	0.00067	1	07/18/23 13:46	07/19/23 18:30	7440-39-3	
Beryllium	**0.00012J**	mg/L	0.00050	0.000054	1	07/18/23 13:46	07/19/23 18:30	7440-41-7	
Boron	**1.0**	mg/L	0.20	0.043	5	07/18/23 13:46	07/21/23 17:07	7440-42-8	
Cadmium	ND	mg/L	0.00050	0.00011	1	07/18/23 13:46	07/19/23 18:30	7440-43-9	
Chromium	ND	mg/L	0.0050	0.0011	1	07/18/23 13:46	07/19/23 18:30	7440-47-3	
Cobalt	**0.13**	mg/L	0.0050	0.00039	1	07/18/23 13:46	07/19/23 18:30	7440-48-4	
Lithium	**0.060**	mg/L	0.030	0.00073	1	07/18/23 13:46	07/19/23 18:30	7439-93-2	
Molybdenum	**0.017**	mg/L	0.010	0.00074	1	07/18/23 13:46	07/19/23 18:30	7439-98-7	
Selenium	ND	mg/L	0.0050	0.0014	1	07/18/23 13:46	07/19/23 18:30	7782-49-2	
Thallium	**0.00024J**	mg/L	0.0010	0.00018	1	07/18/23 13:46	07/19/23 18:30	7440-28-0	
7470 Mercury	Analytical Method: EPA 7470A Preparation Method: EPA 7470A Pace Analytical Services - Peachtree Corners, GA								
Mercury	ND	mg/L	0.00020	0.00013	1	07/27/23 12:00	07/27/23 15:12	7439-97-6	
2540C Total Dissolved Solids	Analytical Method: SM 2540C-2015 Pace Analytical Services - Peachtree Corners, GA								
Total Dissolved Solids	**808**	mg/L	25.0	25.0	1		07/18/23 15:24		
2320B Alkalinity	Analytical Method: SM 2320B-2011 Pace Analytical Services - Asheville								
Alkalinity,Bicarbonate (CaCO3)	**102**	mg/L	5.0	5.0	1		07/20/23 16:53		
Alkalinity,Carbonate (CaCO3)	ND	mg/L	5.0	5.0	1		07/20/23 16:53		
Alkalinity, Total as CaCO3	**102**	mg/L	5.0	5.0	1		07/20/23 16:53		

This report shall not be reproduced, except in full,
without the written consent of Pace Analytical Services, LLC.

Pace Analytical Services, LLC
9800 Kincey Ave. Suite 100
Huntersville, NC 28078
(704)875-9092

ANALYTICAL RESULTS

Project: Hammond AP-1
Pace Project No.: 92677694

Sample: HAM-PT-07 **Lab ID: 92677694004** Collected: 07/13/23 16:22 Received: 07/17/23 12:30 Matrix: Water

Parameters	Results	Units	Report Limit	MDL	DF	Prepared	Analyzed	CAS No.	Qual
4500S2D Sulfide Water	Analytical Method: SM 4500-S2D-2011 Pace Analytical Services - Asheville								
Sulfide	ND	mg/L	0.10	0.022	1		07/20/23 03:42	18496-25-8	
300.0 IC Anions 28 Days	Analytical Method: EPA 300.0 Rev 2.1 1993 Pace Analytical Services - Asheville								
Chloride	**15.7**	mg/L	1.0	0.60	1		07/19/23 04:24	16887-00-6	
Fluoride	**0.36**	mg/L	0.10	0.050	1		07/19/23 04:24	16984-48-8	
Sulfate	**411**	mg/L	9.0	4.5	9		07/19/23 10:21	14808-79-8	

This report shall not be reproduced, except in full,
without the written consent of Pace Analytical Services, LLC.

Pace Analytical Services, LLC
9800 Kincey Ave. Suite 100
Huntersville, NC 28078
(704)875-9092

ANALYTICAL RESULTS

Project: Hammond AP-1
Pace Project No.: 92677694

Sample: HAM-PT-08 **Lab ID: 92677694005** Collected: 07/13/23 17:51 Received: 07/17/23 12:30 Matrix: Water

Parameters	Results	Units	Report Limit	MDL	DF	Prepared	Analyzed	CAS No.	Qual
Field Data	Analytical Method: Pace Analytical Services - Charlotte								
Performed by	**CUSTOMER**				1		07/17/23 17:17		
pH	**6.66**	Std. Units			1		07/17/23 17:17		
6010D ATL ICP	Analytical Method: EPA 6010D Preparation Method: EPA 3010A Pace Analytical Services - Peachtree Corners, GA								
Manganese	**8.7**	mg/L	0.040	0.011	1	07/20/23 09:50	07/20/23 16:24	7439-96-5	
Potassium	**6.0**	mg/L	0.50	0.15	1	07/20/23 09:50	07/20/23 16:24	7440-09-7	
Sodium	**6.9**	mg/L	1.0	0.58	1	07/20/23 09:50	07/20/23 16:24	7440-23-5	
Calcium	**161**	mg/L	1.0	0.12	1	07/20/23 09:50	07/20/23 16:24	7440-70-2	
Magnesium	**18.9**	mg/L	0.050	0.012	1	07/20/23 09:50	07/20/23 16:24	7439-95-4	
Iron	**24.2**	mg/L	0.040	0.025	1	07/20/23 09:50	07/25/23 16:38	7439-89-6	
6020 MET ICPMS	Analytical Method: EPA 6020B Preparation Method: EPA 3005A Pace Analytical Services - Peachtree Corners, GA								
Antimony	ND	mg/L	0.0030	0.0012	1	07/18/23 13:46	07/19/23 18:36	7440-36-0	
Arsenic	**0.33**	mg/L	0.010	0.0037	1	07/18/23 13:46	07/19/23 18:36	7440-38-2	
Barium	**0.051**	mg/L	0.0050	0.00067	1	07/18/23 13:46	07/19/23 18:36	7440-39-3	
Beryllium	**0.00011J**	mg/L	0.00050	0.000054	1	07/18/23 13:46	07/19/23 18:36	7440-41-7	
Boron	**1.0**	mg/L	0.20	0.043	5	07/18/23 13:46	07/21/23 17:13	7440-42-8	
Cadmium	ND	mg/L	0.00050	0.00011	1	07/18/23 13:46	07/19/23 18:36	7440-43-9	
Chromium	ND	mg/L	0.0050	0.0011	1	07/18/23 13:46	07/19/23 18:36	7440-47-3	
Cobalt	**0.031**	mg/L	0.0050	0.00039	1	07/18/23 13:46	07/19/23 18:36	7440-48-4	
Lithium	**0.065**	mg/L	0.030	0.00073	1	07/18/23 13:46	07/19/23 18:36	7439-93-2	
Molybdenum	**0.0079J**	mg/L	0.010	0.00074	1	07/18/23 13:46	07/19/23 18:36	7439-98-7	
Selenium	ND	mg/L	0.0050	0.0014	1	07/18/23 13:46	07/19/23 18:36	7782-49-2	
Thallium	ND	mg/L	0.0010	0.00018	1	07/18/23 13:46	07/19/23 18:36	7440-28-0	
7470 Mercury	Analytical Method: EPA 7470A Preparation Method: EPA 7470A Pace Analytical Services - Peachtree Corners, GA								
Mercury	ND	mg/L	0.00020	0.00013	1	07/27/23 12:00	07/27/23 15:14	7439-97-6	
2540C Total Dissolved Solids	Analytical Method: SM 2540C-2015 Pace Analytical Services - Peachtree Corners, GA								
Total Dissolved Solids	**734**	mg/L	25.0	25.0	1		07/18/23 15:25		
2320B Alkalinity	Analytical Method: SM 2320B-2011 Pace Analytical Services - Asheville								
Alkalinity,Bicarbonate (CaCO3)	**107**	mg/L	5.0	5.0	1		07/20/23 17:03		
Alkalinity,Carbonate (CaCO3)	ND	mg/L	5.0	5.0	1		07/20/23 17:03		
Alkalinity, Total as CaCO3	**107**	mg/L	5.0	5.0	1		07/20/23 17:03		

This report shall not be reproduced, except in full,
without the written consent of Pace Analytical Services, LLC.

Pace Analytical Services, LLC
9800 Kincey Ave. Suite 100
Huntersville, NC 28078
(704)875-9092

ANALYTICAL RESULTS

Project: Hammond AP-1
Pace Project No.: 92677694

Sample: HAM-PT-08 **Lab ID: 92677694005** Collected: 07/13/23 17:51 Received: 07/17/23 12:30 Matrix: Water

Parameters	Results	Units	Report Limit	MDL	DF	Prepared	Analyzed	CAS No.	Qual
4500S2D Sulfide Water	Analytical Method: SM 4500-S2D-2011 Pace Analytical Services - Asheville								
Sulfide	**0.036J**	mg/L	0.10	0.022	1		07/20/23 03:42	18496-25-8	
300.0 IC Anions 28 Days	Analytical Method: EPA 300.0 Rev 2.1 1993 Pace Analytical Services - Asheville								
Chloride	**17.0**	mg/L	1.0	0.60	1		07/19/23 04:38	16887-00-6	
Fluoride	**0.36**	mg/L	0.10	0.050	1		07/19/23 04:38	16984-48-8	
Sulfate	**417**	mg/L	8.0	4.0	8		07/19/23 12:00	14808-79-8	

This report shall not be reproduced, except in full,
without the written consent of Pace Analytical Services, LLC.

Pace Analytical Services, LLC
9800 Kincey Ave. Suite 100
Huntersville, NC 28078
(704)875-9092

ANALYTICAL RESULTS

Project: Hammond AP-1
Pace Project No.: 92677694

Sample: HAM-AP1-FD-01 **Lab ID: 92677694006** Collected: 07/13/23 00:00 Received: 07/17/23 12:30 Matrix: Water

Parameters	Results	Units	Report Limit	MDL	DF	Prepared	Analyzed	CAS No.	Qual
6010D ATL ICP	Analytical Method: EPA 6010D Preparation Method: EPA 3010A								
	Pace Analytical Services - Peachtree Corners, GA								
Iron	**24.6**	mg/L	0.040	0.025	1	07/20/23 09:50	07/25/23 16:48	7439-89-6	
Manganese	**8.6**	mg/L	0.040	0.011	1	07/20/23 09:50	07/20/23 16:29	7439-96-5	
Potassium	**6.4**	mg/L	0.50	0.15	1	07/20/23 09:50	07/20/23 16:29	7440-09-7	
Sodium	**6.6**	mg/L	1.0	0.58	1	07/20/23 09:50	07/20/23 16:29	7440-23-5	
Calcium	**180**	mg/L	1.0	0.12	1	07/20/23 09:50	07/20/23 16:29	7440-70-2	
Magnesium	**19.6**	mg/L	0.050	0.012	1	07/20/23 09:50	07/20/23 16:29	7439-95-4	
6020 MET ICPMS	Analytical Method: EPA 6020B Preparation Method: EPA 3005A								
	Pace Analytical Services - Peachtree Corners, GA								
Antimony	ND	mg/L	0.0030	0.0012	1	07/18/23 13:46	07/19/23 18:54	7440-36-0	
Arsenic	**0.34**	mg/L	0.010	0.0037	1	07/18/23 13:46	07/19/23 18:54	7440-38-2	
Barium	**0.057**	mg/L	0.0050	0.00067	1	07/18/23 13:46	07/19/23 18:54	7440-39-3	
Beryllium	**0.00011J**	mg/L	0.00050	0.000054	1	07/18/23 13:46	07/19/23 18:54	7440-41-7	
Boron	**0.99**	mg/L	0.20	0.043	5	07/18/23 13:46	07/21/23 17:19	7440-42-8	
Cadmium	ND	mg/L	0.00050	0.00011	1	07/18/23 13:46	07/19/23 18:54	7440-43-9	
Chromium	ND	mg/L	0.0050	0.0011	1	07/18/23 13:46	07/19/23 18:54	7440-47-3	
Cobalt	**0.14**	mg/L	0.0050	0.00039	1	07/18/23 13:46	07/19/23 18:54	7440-48-4	
Lithium	**0.060**	mg/L	0.030	0.00073	1	07/18/23 13:46	07/19/23 18:54	7439-93-2	
Molybdenum	**0.018**	mg/L	0.010	0.00074	1	07/18/23 13:46	07/19/23 18:54	7439-98-7	
Selenium	ND	mg/L	0.0050	0.0014	1	07/18/23 13:46	07/19/23 18:54	7782-49-2	
Thallium	**0.00025J**	mg/L	0.0010	0.00018	1	07/18/23 13:46	07/19/23 18:54	7440-28-0	
7470 Mercury	Analytical Method: EPA 7470A Preparation Method: EPA 7470A								
	Pace Analytical Services - Peachtree Corners, GA								
Mercury	ND	mg/L	0.00020	0.00013	1	07/27/23 12:00	07/27/23 15:17	7439-97-6	
2540C Total Dissolved Solids	Analytical Method: SM 2540C-2015								
	Pace Analytical Services - Peachtree Corners, GA								
Total Dissolved Solids	**804**	mg/L	25.0	25.0	1		07/18/23 15:25		
2320B Alkalinity	Analytical Method: SM 2320B-2011								
	Pace Analytical Services - Asheville								
Alkalinity,Bicarbonate (CaCO3)	**102**	mg/L	5.0	5.0	1		07/20/23 17:12		
Alkalinity,Carbonate (CaCO3)	ND	mg/L	5.0	5.0	1		07/20/23 17:12		
Alkalinity, Total as CaCO3	**102**	mg/L	5.0	5.0	1		07/20/23 17:12		
4500S2D Sulfide Water	Analytical Method: SM 4500-S2D-2011								
	Pace Analytical Services - Asheville								
Sulfide	ND	mg/L	0.10	0.022	1		07/20/23 03:42	18496-25-8	
300.0 IC Anions 28 Days	Analytical Method: EPA 300.0 Rev 2.1 1993								
	Pace Analytical Services - Asheville								
Chloride	**15.6**	mg/L	1.0	0.60	1		07/19/23 04:53	16887-00-6	
Fluoride	**0.31**	mg/L	0.10	0.050	1		07/19/23 04:53	16984-48-8	

This report shall not be reproduced, except in full,
without the written consent of Pace Analytical Services, LLC.

Pace Analytical Services, LLC
9800 Kincey Ave. Suite 100
Huntersville, NC 28078
(704)875-9092

ANALYTICAL RESULTS

Project: Hammond AP-1
Pace Project No.: 92677694

Sample: HAM-AP1-FD-01 **Lab ID: 92677694006** Collected: 07/13/23 00:00 Received: 07/17/23 12:30 Matrix: Water

Parameters	Results	Units	Report Limit	MDL	DF	Prepared	Analyzed	CAS No.	Qual
300.0 IC Anions 28 Days	Analytical Method: EPA 300.0 Rev 2.1 1993 Pace Analytical Services - Asheville								
Sulfate	**428**	mg/L	9.0	4.5	9		07/19/23 12:56	14808-79-8	

REPORT OF LABORATORY ANALYSIS

This report shall not be reproduced, except in full,
without the written consent of Pace Analytical Services, LLC.

Pace Analytical Services, LLC
9800 Kincey Ave. Suite 100
Huntersville, NC 28078
(704)875-9092

ANALYTICAL RESULTS

Project: Hammond AP-1
Pace Project No.: 92677694

Sample: HAM-AP1-FB-01 **Lab ID: 92677694007** Collected: 07/17/23 08:40 Received: 07/17/23 12:30 Matrix: Water

Parameters	Results	Units	Report Limit	MDL	DF	Prepared	Analyzed	CAS No.	Qual
6010D ATL ICP	Analytical Method: EPA 6010D Preparation Method: EPA 3010A								
	Pace Analytical Services - Peachtree Corners, GA								
Manganese	ND	mg/L	0.040	0.011	1	07/20/23 09:50	07/20/23 16:34	7439-96-5	
Potassium	ND	mg/L	0.50	0.15	1	07/20/23 09:50	07/20/23 16:34	7440-09-7	
Sodium	ND	mg/L	1.0	0.58	1	07/20/23 09:50	07/20/23 16:34	7440-23-5	
Calcium	ND	mg/L	1.0	0.12	1	07/20/23 09:50	07/20/23 16:34	7440-70-2	
Magnesium	ND	mg/L	0.050	0.012	1	07/20/23 09:50	07/20/23 16:34	7439-95-4	
Iron	ND	mg/L	0.040	0.025	1	07/20/23 09:50	07/25/23 16:53	7439-89-6	
6020 MET ICPMS	Analytical Method: EPA 6020B Preparation Method: EPA 3005A								
	Pace Analytical Services - Peachtree Corners, GA								
Antimony	ND	mg/L	0.0030	0.0012	1	07/18/23 13:46	07/19/23 19:00	7440-36-0	
Arsenic	ND	mg/L	0.010	0.0037	1	07/18/23 13:46	07/19/23 19:00	7440-38-2	
Barium	ND	mg/L	0.0050	0.00067	1	07/18/23 13:46	07/19/23 19:00	7440-39-3	
Beryllium	ND	mg/L	0.00050	0.000054	1	07/18/23 13:46	07/19/23 19:00	7440-41-7	
Boron	ND	mg/L	0.040	0.0086	1	07/18/23 13:46	07/21/23 17:37	7440-42-8	
Cadmium	ND	mg/L	0.00050	0.00011	1	07/18/23 13:46	07/19/23 19:00	7440-43-9	
Chromium	ND	mg/L	0.0050	0.0011	1	07/18/23 13:46	07/19/23 19:00	7440-47-3	
Cobalt	ND	mg/L	0.0050	0.00039	1	07/18/23 13:46	07/19/23 19:00	7440-48-4	
Lithium	ND	mg/L	0.030	0.00073	1	07/18/23 13:46	07/19/23 19:00	7439-93-2	
Molybdenum	ND	mg/L	0.010	0.00074	1	07/18/23 13:46	07/19/23 19:00	7439-98-7	
Selenium	ND	mg/L	0.0050	0.0014	1	07/18/23 13:46	07/19/23 19:00	7782-49-2	
Thallium	ND	mg/L	0.0010	0.00018	1	07/18/23 13:46	07/19/23 19:00	7440-28-0	
7470 Mercury	Analytical Method: EPA 7470A Preparation Method: EPA 7470A								
	Pace Analytical Services - Peachtree Corners, GA								
Mercury	ND	mg/L	0.00020	0.00013	1	07/27/23 12:00	07/27/23 15:19	7439-97-6	
2540C Total Dissolved Solids	Analytical Method: SM 2540C-2015								
	Pace Analytical Services - Peachtree Corners, GA								
Total Dissolved Solids	ND	mg/L	25.0	25.0	1		07/18/23 15:30		
2320B Alkalinity	Analytical Method: SM 2320B-2011								
	Pace Analytical Services - Asheville								
Alkalinity,Bicarbonate (CaCO3)	ND	mg/L	5.0	5.0	1		07/20/23 17:22		
Alkalinity,Carbonate (CaCO3)	ND	mg/L	5.0	5.0	1		07/20/23 17:22		
Alkalinity, Total as CaCO3	ND	mg/L	5.0	5.0	1		07/20/23 17:22		
4500S2D Sulfide Water	Analytical Method: SM 4500-S2D-2011								
	Pace Analytical Services - Asheville								
Sulfide	ND	mg/L	0.10	0.022	1		07/20/23 04:00	18496-25-8	
300.0 IC Anions 28 Days	Analytical Method: EPA 300.0 Rev 2.1 1993								
	Pace Analytical Services - Asheville								
Chloride	ND	mg/L	1.0	0.60	1		07/19/23 05:07	16887-00-6	
Fluoride	ND	mg/L	0.10	0.050	1		07/19/23 05:07	16984-48-8	

This report shall not be reproduced, except in full,
without the written consent of Pace Analytical Services, LLC.

Pace Analytical Services, LLC
9800 Kincey Ave. Suite 100
Huntersville, NC 28078
(704)875-9092

ANALYTICAL RESULTS

Project: Hammond AP-1
Pace Project No.: 92677694

Sample: HAM-AP1-FB-01 **Lab ID: 92677694007** Collected: 07/17/23 08:40 Received: 07/17/23 12:30 Matrix: Water

Parameters	Results	Units	Report Limit	MDL	DF	Prepared	Analyzed	CAS No.	Qual
300.0 IC Anions 28 Days	Analytical Method: EPA 300.0 Rev 2.1 1993 Pace Analytical Services - Asheville								
Sulfate	ND	mg/L	1.0	0.50	1		07/19/23 05:07	14808-79-8	

This report shall not be reproduced, except in full,
without the written consent of Pace Analytical Services, LLC.

Pace Analytical Services, LLC
9800 Kincey Ave. Suite 100
Huntersville, NC 28078
(704)875-9092

ANALYTICAL RESULTS

Project: Hammond AP-1
Pace Project No.: 92677694

Sample: HAM-HGWC-13 **Lab ID: 92677694008** Collected: 07/17/23 11:47 Received: 07/17/23 12:30 Matrix: Water

Parameters	Results	Units	Report Limit	MDL	DF	Prepared	Analyzed	CAS No.	Qual
Field Data	Analytical Method: Pace Analytical Services - Charlotte								
Performed by	**CUSTOMER**				1		07/17/23 17:17		
pH	**6.67**	Std. Units			1		07/17/23 17:17		
6010D ATL ICP	Analytical Method: EPA 6010D Preparation Method: EPA 3010A Pace Analytical Services - Peachtree Corners, GA								
Iron	**7.2**	mg/L	0.040	0.025	1	07/20/23 09:50	07/20/23 16:39	7439-89-6	
Manganese	**8.9**	mg/L	0.040	0.011	1	07/20/23 09:50	07/20/23 16:39	7439-96-5	
Potassium	**6.0**	mg/L	0.50	0.15	1	07/20/23 09:50	07/20/23 16:39	7440-09-7	
Sodium	**6.8**	mg/L	1.0	0.58	1	07/20/23 09:50	07/20/23 16:39	7440-23-5	
Calcium	**179**	mg/L	1.0	0.12	1	07/20/23 09:50	07/20/23 16:39	7440-70-2	
Magnesium	**19.5**	mg/L	0.050	0.012	1	07/20/23 09:50	07/20/23 16:39	7439-95-4	
6020 MET ICPMS	Analytical Method: EPA 6020B Preparation Method: EPA 3005A Pace Analytical Services - Peachtree Corners, GA								
Antimony	ND	mg/L	0.0030	0.0012	1	07/18/23 13:46	07/19/23 19:06	7440-36-0	
Arsenic	**0.63**	mg/L	0.010	0.0037	1	07/18/23 13:46	07/19/23 19:06	7440-38-2	
Barium	**0.056**	mg/L	0.0050	0.00067	1	07/18/23 13:46	07/19/23 19:06	7440-39-3	
Beryllium	**0.00012J**	mg/L	0.00050	0.000054	1	07/18/23 13:46	07/19/23 19:06	7440-41-7	
Boron	**1.0**	mg/L	0.20	0.043	5	07/18/23 13:46	07/21/23 17:43	7440-42-8	
Cadmium	ND	mg/L	0.00050	0.00011	1	07/18/23 13:46	07/19/23 19:06	7440-43-9	
Chromium	ND	mg/L	0.0050	0.0011	1	07/18/23 13:46	07/19/23 19:06	7440-47-3	
Cobalt	**0.018**	mg/L	0.0050	0.00039	1	07/18/23 13:46	07/19/23 19:06	7440-48-4	
Lithium	**0.048**	mg/L	0.030	0.00073	1	07/18/23 13:46	07/19/23 19:06	7439-93-2	
Molybdenum	**0.017**	mg/L	0.010	0.00074	1	07/18/23 13:46	07/19/23 19:06	7439-98-7	
Selenium	ND	mg/L	0.0050	0.0014	1	07/18/23 13:46	07/19/23 19:06	7782-49-2	
Thallium	**0.00030J**	mg/L	0.0010	0.00018	1	07/18/23 13:46	07/19/23 19:06	7440-28-0	
7470 Mercury	Analytical Method: EPA 7470A Preparation Method: EPA 7470A Pace Analytical Services - Peachtree Corners, GA								
Mercury	ND	mg/L	0.00020	0.00013	1	07/27/23 12:00	07/27/23 15:22	7439-97-6	
2540C Total Dissolved Solids	Analytical Method: SM 2540C-2015 Pace Analytical Services - Peachtree Corners, GA								
Total Dissolved Solids	**817**	mg/L	25.0	25.0	1		07/18/23 15:31		
2320B Alkalinity	Analytical Method: SM 2320B-2011 Pace Analytical Services - Asheville								
Alkalinity,Bicarbonate (CaCO3)	**140**	mg/L	5.0	5.0	1		07/20/23 17:26		
Alkalinity,Carbonate (CaCO3)	ND	mg/L	5.0	5.0	1		07/20/23 17:26		
Alkalinity, Total as CaCO3	**140**	mg/L	5.0	5.0	1		07/20/23 17:26		

This report shall not be reproduced, except in full,
without the written consent of Pace Analytical Services, LLC.

Pace Analytical Services, LLC
9800 Kincey Ave. Suite 100
Huntersville, NC 28078
(704)875-9092

ANALYTICAL RESULTS

Project: Hammond AP-1
Pace Project No.: 92677694

Sample: HAM-HGWC-13 **Lab ID: 92677694008** Collected: 07/17/23 11:47 Received: 07/17/23 12:30 Matrix: Water

Parameters	Results	Units	Report Limit	MDL	DF	Prepared	Analyzed	CAS No.	Qual
4500S2D Sulfide Water	Analytical Method: SM 4500-S2D-2011 Pace Analytical Services - Asheville								
Sulfide	ND	mg/L	0.10	0.022	1		07/20/23 04:00	18496-25-8	
300.0 IC Anions 28 Days	Analytical Method: EPA 300.0 Rev 2.1 1993 Pace Analytical Services - Asheville								
Chloride	**17.8**	mg/L	1.0	0.60	1		07/19/23 05:50	16887-00-6	
Fluoride	**0.32**	mg/L	0.10	0.050	1		07/19/23 05:50	16984-48-8	
Sulfate	**393**	mg/L	8.0	4.0	8		07/19/23 13:10	14808-79-8	M1

This report shall not be reproduced, except in full,
without the written consent of Pace Analytical Services, LLC.

Pace Analytical Services, LLC
9800 Kincey Ave. Suite 100
Huntersville, NC 28078
(704)875-9092

QUALITY CONTROL DATA

Project: Hammond AP-1
Pace Project No.: 92677694

QC Batch: 787863
QC Batch Method: EPA 3010A
Analysis Method: EPA 6010D
Analysis Description: 6010D ATL
Laboratory: Pace Analytical Services - Peachtree Corners, GA
Associated Lab Samples: 92677694001, 92677694002, 92677694003, 92677694004, 92677694005, 92677694006, 92677694007, 92677694008

METHOD BLANK: 4084625 Matrix: Water
Associated Lab Samples: 92677694001, 92677694002, 92677694003, 92677694004, 92677694005, 92677694006, 92677694007, 92677694008

Parameter	Units	Blank Result	Reporting Limit	MDL	Analyzed	Qualifiers
Calcium	mg/L	ND	1.0	0.12	07/20/23 15:30	
Iron	mg/L	ND	0.040	0.025	07/25/23 15:43	
Magnesium	mg/L	ND	0.050	0.012	07/20/23 15:30	
Manganese	mg/L	ND	0.040	0.011	07/20/23 15:30	
Potassium	mg/L	ND	0.50	0.15	07/20/23 15:30	
Sodium	mg/L	ND	1.0	0.58	07/20/23 15:30	

LABORATORY CONTROL SAMPLE: 4084626

Parameter	Units	Spike Conc.	LCS Result	LCS % Rec	% Rec Limits	Qualifiers
Calcium	mg/L	1	0.92J	92	80-120	
Iron	mg/L	1	0.99	99	80-120	
Magnesium	mg/L	1	0.93	93	80-120	
Manganese	mg/L	1	0.94	94	80-120	
Potassium	mg/L	1	0.88	88	80-120	
Sodium	mg/L	1	0.84J	84	80-120	

MATRIX SPIKE & MATRIX SPIKE DUPLICATE: 4085060 4085061

Parameter	Units	92677694001 Result	MS Spike Conc.	MSD Spike Conc.	MS Result	MSD Result	MS % Rec	MSD % Rec	% Rec Limits	RPD	Max RPD	Qual
Calcium	mg/L	107	1	1	109	104	196	-279	75-125	4	20	M1
Iron	mg/L	0.27	1	1	1.3	1.3	99	105	75-125	5	20	
Magnesium	mg/L	14.9	1	1	16.2	15.6	128	74	75-125	3	20	M1
Manganese	mg/L	0.28	1	1	1.2	1.3	96	100	75-125	3	20	
Potassium	mg/L	6.9	1	1	8.1	7.8	118	90	75-125	3	20	
Sodium	mg/L	8.8	1	1	9.9	9.5	111	73	75-125	4	20	M1

Results presented on this page are in the units indicated by the "Units" column except where an alternate unit is presented to the right of the result.

This report shall not be reproduced, except in full,
without the written consent of Pace Analytical Services, LLC.

Pace Analytical Services, LLC
9800 Kincey Ave. Suite 100
Huntersville, NC 28078
(704)875-9092

QUALITY CONTROL DATA

Project: Hammond AP-1
Pace Project No.: 92677694

QC Batch: 787489
QC Batch Method: EPA 3005A
Analysis Method: EPA 6020B
Analysis Description: 6020 MET
Laboratory: Pace Analytical Services - Peachtree Corners, GA
Associated Lab Samples: 92677694001, 92677694002, 92677694003, 92677694004, 92677694005, 92677694006, 92677694007, 92677694008

METHOD BLANK: 4082463
Matrix: Water
Associated Lab Samples: 92677694001, 92677694002, 92677694003, 92677694004, 92677694005, 92677694006, 92677694007, 92677694008

Parameter	Units	Blank Result	Reporting Limit	MDL	Analyzed	Qualifiers
Antimony	mg/L	ND	0.0030	0.0012	07/19/23 17:43	
Arsenic	mg/L	ND	0.010	0.0037	07/19/23 17:43	
Barium	mg/L	ND	0.0050	0.00067	07/19/23 17:43	
Beryllium	mg/L	ND	0.00050	0.000054	07/19/23 17:43	
Boron	mg/L	ND	0.040	0.0086	07/21/23 16:25	
Cadmium	mg/L	ND	0.00050	0.00011	07/19/23 17:43	
Chromium	mg/L	ND	0.0050	0.0011	07/19/23 17:43	
Cobalt	mg/L	ND	0.0050	0.00039	07/19/23 17:43	
Lithium	mg/L	ND	0.030	0.00073	07/19/23 17:43	
Molybdenum	mg/L	ND	0.010	0.00074	07/19/23 17:43	
Selenium	mg/L	ND	0.0050	0.0014	07/19/23 17:43	
Thallium	mg/L	ND	0.0010	0.00018	07/19/23 17:43	

LABORATORY CONTROL SAMPLE: 4082464

Parameter	Units	Spike Conc.	LCS Result	LCS % Rec	% Rec Limits	Qualifiers
Antimony	mg/L	0.1	0.11	107	80-120	
Arsenic	mg/L	0.1	0.099	99	80-120	
Barium	mg/L	0.1	0.096	96	80-120	
Beryllium	mg/L	0.1	0.10	102	80-120	
Boron	mg/L	1	1.1	110	80-120	
Cadmium	mg/L	0.1	0.10	103	80-120	
Chromium	mg/L	0.1	0.10	102	80-120	
Cobalt	mg/L	0.1	0.10	101	80-120	
Lithium	mg/L	0.1	0.10	103	80-120	
Molybdenum	mg/L	0.1	0.10	102	80-120	
Selenium	mg/L	0.1	0.10	101	80-120	
Thallium	mg/L	0.1	0.097	97	80-120	

MATRIX SPIKE & MATRIX SPIKE DUPLICATE: 4082465 4082466

Parameter	Units	92677694001 Result	MS Spike Conc.	MSD Spike Conc.	MS Result	MSD Result	MS % Rec	MSD % Rec	% Rec Limits	RPD	Max RPD	Qual
Antimony	mg/L	ND	0.1	0.1	0.11	0.11	109	110	75-125	1	20	
Arsenic	mg/L	ND	0.1	0.1	0.10	0.11	104	106	75-125	2	20	
Barium	mg/L	0.047	0.1	0.1	0.16	0.16	114	113	75-125	1	20	

Results presented on this page are in the units indicated by the "Units" column except where an alternate unit is presented to the right of the result.

REPORT OF LABORATORY ANALYSIS

This report shall not be reproduced, except in full,
without the written consent of Pace Analytical Services, LLC.

Pace Analytical Services, LLC
9800 Kincey Ave. Suite 100
Huntersville, NC 28078
(704)875-9092

QUALITY CONTROL DATA

Project: Hammond AP-1
Pace Project No.: 92677694

MATRIX SPIKE & MATRIX SPIKE DUPLICATE: 4082465 4082466

Parameter	Units	92677694001 Result	MS Spike Conc.	MSD Spike Conc.	MS Result	MSD Result	MS % Rec	MSD % Rec	% Rec Limits	RPD	Max RPD	Qual
Beryllium	mg/L	0.000073J	0.1	0.1	0.095	0.096	95	96	75-125	1	20	
Boron	mg/L	2.0	1	1	3.1	2.9	108	94	75-125	5	20	
Cadmium	mg/L	0.00031J	0.1	0.1	0.10	0.10	102	104	75-125	1	20	
Chromium	mg/L	ND	0.1	0.1	0.10	0.099	101	99	75-125	2	20	
Cobalt	mg/L	0.0015J	0.1	0.1	0.10	0.099	99	97	75-125	1	20	
Lithium	mg/L	0.0015J	0.1	0.1	0.099	0.099	97	98	75-125	0	20	
Molybdenum	mg/L	0.30	0.1	0.1	0.42	0.42	121	123	75-125	1	20	
Selenium	mg/L	ND	0.1	0.1	0.11	0.11	106	106	75-125	0	20	
Thallium	mg/L	0.00026J	0.1	0.1	0.097	0.096	97	96	75-125	1	20	

Results presented on this page are in the units indicated by the "Units" column except where an alternate unit is presented to the right of the result.

This report shall not be reproduced, except in full,
without the written consent of Pace Analytical Services, LLC.

Pace Analytical Services, LLC
9800 Kincey Ave. Suite 100
Huntersville, NC 28078
(704)875-9092

QUALITY CONTROL DATA

Project: Hammond AP-1
Pace Project No.: 92677694

QC Batch: 789561
QC Batch Method: EPA 7470A
Analysis Method: EPA 7470A
Analysis Description: 7470 Mercury
Laboratory: Pace Analytical Services - Peachtree Corners, GA
Associated Lab Samples: 92677694001, 92677694002, 92677694003, 92677694004, 92677694005, 92677694006, 92677694007, 92677694008

METHOD BLANK: 4092350
Matrix: Water
Associated Lab Samples: 92677694001, 92677694002, 92677694003, 92677694004, 92677694005, 92677694006, 92677694007, 92677694008

Parameter	Units	Blank Result	Reporting Limit	MDL	Analyzed	Qualifiers
Mercury	mg/L	ND	0.00020	0.00013	07/27/23 14:41	

LABORATORY CONTROL SAMPLE: 4092351

Parameter	Units	Spike Conc.	LCS Result	LCS % Rec	% Rec Limits	Qualifiers
Mercury	mg/L	0.0025	0.0023	92	80-120	

MATRIX SPIKE & MATRIX SPIKE DUPLICATE: 4092352 4092353

Parameter	Units	92677694002 Result	MS Spike Conc.	MSD Spike Conc.	MS Result	MSD Result	MS % Rec	MSD % Rec	% Rec Limits	RPD	Max RPD	Qual
Mercury	mg/L	ND	0.0025	0.0025	0.0021	0.0021	83	85	75-125	2	20	

Results presented on this page are in the units indicated by the "Units" column except where an alternate unit is presented to the right of the result.

REPORT OF LABORATORY ANALYSIS

This report shall not be reproduced, except in full,
without the written consent of Pace Analytical Services, LLC.

Pace Analytical Services, LLC
9800 Kincey Ave. Suite 100
Huntersville, NC 28078
(704)875-9092

QUALITY CONTROL DATA

Project: Hammond AP-1
Pace Project No.: 92677694

QC Batch: 787441
QC Batch Method: SM 2540C-2015
Analysis Method: SM 2540C-2015
Analysis Description: 2540C Total Dissolved Solids
Laboratory: Pace Analytical Services - Peachtree Corners, GA
Associated Lab Samples: 92677694001, 92677694002, 92677694003, 92677694004, 92677694005, 92677694006, 92677694007, 92677694008

METHOD BLANK: 4082157
Matrix: Water
Associated Lab Samples: 92677694001, 92677694002, 92677694003, 92677694004, 92677694005, 92677694006, 92677694007, 92677694008

Parameter	Units	Blank Result	Reporting Limit	MDL	Analyzed	Qualifiers
Total Dissolved Solids	mg/L	ND	25.0	25.0	07/18/23 15:23	

LABORATORY CONTROL SAMPLE: 4082158

Parameter	Units	Spike Conc.	LCS Result	LCS % Rec	% Rec Limits	Qualifiers
Total Dissolved Solids	mg/L	400	409	102	80-120	

SAMPLE DUPLICATE: 4082159

Parameter	Units	92677694001 Result	Dup Result	RPD	Max RPD	Qualifiers
Total Dissolved Solids	mg/L	513	511	0	10	

SAMPLE DUPLICATE: 4082160

Parameter	Units	92677696005 Result	Dup Result	RPD	Max RPD	Qualifiers
Total Dissolved Solids	mg/L	1460	1570	8	10	

Results presented on this page are in the units indicated by the "Units" column except where an alternate unit is presented to the right of the result.

This report shall not be reproduced, except in full,
without the written consent of Pace Analytical Services, LLC.

Pace Analytical Services, LLC
9800 Kincey Ave. Suite 100
Huntersville, NC 28078
(704)875-9092

QUALITY CONTROL DATA

Project: Hammond AP-1
Pace Project No.: 92677694

QC Batch: 787723
QC Batch Method: SM 2320B-2011
Analysis Method: SM 2320B-2011
Analysis Description: 2320B Alkalinity
Laboratory: Pace Analytical Services - Asheville
Associated Lab Samples: 92677694001, 92677694002

METHOD BLANK: 4083535 Matrix: Water
Associated Lab Samples: 92677694001, 92677694002

Parameter	Units	Blank Result	Reporting Limit	MDL	Analyzed	Qualifiers
Alkalinity, Total as CaCO3	mg/L	ND	5.0	5.0	07/19/23 16:09	
Alkalinity,Bicarbonate (CaCO3)	mg/L	ND	5.0	5.0	07/19/23 16:09	
Alkalinity,Carbonate (CaCO3)	mg/L	ND	5.0	5.0	07/19/23 16:09	

LABORATORY CONTROL SAMPLE: 4083536

Parameter	Units	Spike Conc.	LCS Result	LCS % Rec	% Rec Limits	Qualifiers
Alkalinity, Total as CaCO3	mg/L	50	52.8	106	80-120	

LABORATORY CONTROL SAMPLE: 4083537

Parameter	Units	Spike Conc.	LCS Result	LCS % Rec	% Rec Limits	Qualifiers
Alkalinity, Total as CaCO3	mg/L	50	49.5	99	80-120	

MATRIX SPIKE & MATRIX SPIKE DUPLICATE: 4083538 4083539

Parameter	Units	92677420019 Result	MS Spike Conc.	MSD Spike Conc.	MS Result	MSD Result	MS % Rec	MSD % Rec	% Rec Limits	RPD	Max RPD	Qual
Alkalinity, Total as CaCO3	mg/L	48.7	50	50	102	103	106	108	80-120	1	25	

MATRIX SPIKE & MATRIX SPIKE DUPLICATE: 4083540 4083541

Parameter	Units	92677318002 Result	MS Spike Conc.	MSD Spike Conc.	MS Result	MSD Result	MS % Rec	MSD % Rec	% Rec Limits	RPD	Max RPD	Qual
Alkalinity, Total as CaCO3	mg/L	330	50	50	390	394	120	129	80-120	1	25	M1

Results presented on this page are in the units indicated by the "Units" column except where an alternate unit is presented to the right of the result.

REPORT OF LABORATORY ANALYSIS

This report shall not be reproduced, except in full,
without the written consent of Pace Analytical Services, LLC.

Pace Analytical Services, LLC
9800 Kincey Ave. Suite 100
Huntersville, NC 28078
(704)875-9092

QUALITY CONTROL DATA

Project: Hammond AP-1
Pace Project No.: 92677694

QC Batch: 788121 | Analysis Method: SM 2320B-2011
QC Batch Method: SM 2320B-2011 | Analysis Description: 2320B Alkalinity
Laboratory: Pace Analytical Services - Asheville
Associated Lab Samples: 92677694003, 92677694004, 92677694005, 92677694006, 92677694007, 92677694008

METHOD BLANK: 4085797 | Matrix: Water
Associated Lab Samples: 92677694003, 92677694004, 92677694005, 92677694006, 92677694007, 92677694008

Parameter	Units	Blank Result	Reporting Limit	MDL	Analyzed	Qualifiers
Alkalinity, Total as CaCO3	mg/L	ND	5.0	5.0	07/20/23 16:09	
Alkalinity,Bicarbonate (CaCO3)	mg/L	ND	5.0	5.0	07/20/23 16:09	
Alkalinity,Carbonate (CaCO3)	mg/L	ND	5.0	5.0	07/20/23 16:09	

LABORATORY CONTROL SAMPLE: 4085798

Parameter	Units	Spike Conc.	LCS Result	LCS % Rec	% Rec Limits	Qualifiers
Alkalinity, Total as CaCO3	mg/L	50	51.4	103	80-120	

LABORATORY CONTROL SAMPLE: 4085799

Parameter	Units	Spike Conc.	LCS Result	LCS % Rec	% Rec Limits	Qualifiers
Alkalinity, Total as CaCO3	mg/L	50	50.7	101	80-120	

MATRIX SPIKE & MATRIX SPIKE DUPLICATE: 4085800 | 4085801

Parameter	Units	92677753005 Result	MS Spike Conc.	MSD Spike Conc.	MS Result	MSD Result	MS % Rec	MSD % Rec	% Rec Limits	RPD	Max RPD	Qual
Alkalinity, Total as CaCO3	mg/L	121	50	50	180	180	118	118	80-120	0	25	

MATRIX SPIKE & MATRIX SPIKE DUPLICATE: 4085802 | 4085803

Parameter	Units	92677753006 Result	MS Spike Conc.	MSD Spike Conc.	MS Result	MSD Result	MS % Rec	MSD % Rec	% Rec Limits	RPD	Max RPD	Qual
Alkalinity, Total as CaCO3	mg/L	76.8	50	50	129	131	103	108	80-120	2	25	

Results presented on this page are in the units indicated by the "Units" column except where an alternate unit is presented to the right of the result.

This report shall not be reproduced, except in full,
without the written consent of Pace Analytical Services, LLC.

Pace Analytical Services, LLC
9800 Kincey Ave. Suite 100
Huntersville, NC 28078
(704)875-9092

QUALITY CONTROL DATA

Project: Hammond AP-1
Pace Project No.: 92677694

QC Batch: 787902
QC Batch Method: SM 4500-S2D-2011
Analysis Method: SM 4500-S2D-2011
Analysis Description: 4500S2D Sulfide Water
Laboratory: Pace Analytical Services - Asheville
Associated Lab Samples: 92677694001, 92677694002, 92677694003, 92677694004, 92677694005, 92677694006

METHOD BLANK: 4084741
Matrix: Water
Associated Lab Samples: 92677694001, 92677694002, 92677694003, 92677694004, 92677694005, 92677694006

Parameter	Units	Blank Result	Reporting Limit	MDL	Analyzed	Qualifiers
Sulfide	mg/L	ND	0.10	0.022	07/20/23 03:38	

LABORATORY CONTROL SAMPLE: 4084742

Parameter	Units	Spike Conc.	LCS Result	LCS % Rec	% Rec Limits	Qualifiers
Sulfide	mg/L	0.5	0.49	98	80-120	

MATRIX SPIKE & MATRIX SPIKE DUPLICATE: 4084743 4084744

Parameter	Units	92677694001 Result	MS Spike Conc.	MSD Spike Conc.	MS Result	MSD Result	MS % Rec	MSD % Rec	% Rec Limits	RPD	Max RPD	Qual
Sulfide	mg/L	ND	0.5	0.5	0.47	0.47	93	93	80-120	0	10	

MATRIX SPIKE & MATRIX SPIKE DUPLICATE: 4084745 4084746

Parameter	Units	92677696005 Result	MS Spike Conc.	MSD Spike Conc.	MS Result	MSD Result	MS % Rec	MSD % Rec	% Rec Limits	RPD	Max RPD	Qual
Sulfide	mg/L	ND	0.5	0.5	0.48	0.46	94	90	80-120	5	10	

Results presented on this page are in the units indicated by the "Units" column except where an alternate unit is presented to the right of the result.

This report shall not be reproduced, except in full,
without the written consent of Pace Analytical Services, LLC.

Pace Analytical Services, LLC
9800 Kincey Ave. Suite 100
Huntersville, NC 28078
(704)875-9092

QUALITY CONTROL DATA

Project: Hammond AP-1
Pace Project No.: 92677694

QC Batch: 787903
QC Batch Method: SM 4500-S2D-2011
Analysis Method: SM 4500-S2D-2011
Analysis Description: 4500S2D Sulfide Water
Laboratory: Pace Analytical Services - Asheville
Associated Lab Samples: 92677694007, 92677694008

METHOD BLANK: 4084747 Matrix: Water
Associated Lab Samples: 92677694007, 92677694008

Parameter	Units	Blank Result	Reporting Limit	MDL	Analyzed	Qualifiers
Sulfide	mg/L	ND	0.10	0.022	07/20/23 03:57	

LABORATORY CONTROL SAMPLE: 4084748

Parameter	Units	Spike Conc.	LCS Result	LCS % Rec	% Rec Limits	Qualifiers
Sulfide	mg/L	0.5	0.49	97	80-120	

MATRIX SPIKE & MATRIX SPIKE DUPLICATE: 4084749 4084750

Parameter	Units	92678161006 Result	MS Spike Conc.	MSD Spike Conc.	MS Result	MSD Result	MS % Rec	MSD % Rec	% Rec Limits	RPD	Max RPD	Qual
Sulfide	mg/L	ND	0.5	0.5	0.53	0.54	105	108	80-120	3	10	

MATRIX SPIKE & MATRIX SPIKE DUPLICATE: 4084751 4084752

Parameter	Units	92677696012 Result	MS Spike Conc.	MSD Spike Conc.	MS Result	MSD Result	MS % Rec	MSD % Rec	% Rec Limits	RPD	Max RPD	Qual
Sulfide	mg/L	ND	0.5	0.5	0.43	0.47	84	93	80-120	10	10	

Results presented on this page are in the units indicated by the "Units" column except where an alternate unit is presented to the right of the result.

This report shall not be reproduced, except in full,
without the written consent of Pace Analytical Services, LLC.

Pace Analytical Services, LLC
9800 Kincey Ave. Suite 100
Huntersville, NC 28078
(704)875-9092

QUALITY CONTROL DATA

Project: Hammond AP-1
Pace Project No.: 92677694

QC Batch: 787373
QC Batch Method: EPA 300.0 Rev 2.1 1993
Analysis Method: EPA 300.0 Rev 2.1 1993
Analysis Description: 300.0 IC Anions
Laboratory: Pace Analytical Services - Asheville
Associated Lab Samples: 92677694001, 92677694002, 92677694003, 92677694004, 92677694005, 92677694006, 92677694007

METHOD BLANK: 4081842 Matrix: Water
Associated Lab Samples: 92677694001, 92677694002, 92677694003, 92677694004, 92677694005, 92677694006, 92677694007

Parameter	Units	Blank Result	Reporting Limit	MDL	Analyzed	Qualifiers
Chloride	mg/L	ND	1.0	0.60	07/18/23 12:46	
Fluoride	mg/L	ND	0.10	0.050	07/18/23 12:46	
Sulfate	mg/L	ND	1.0	0.50	07/18/23 12:46	

LABORATORY CONTROL SAMPLE: 4081843

Parameter	Units	Spike Conc.	LCS Result	LCS % Rec	% Rec Limits	Qualifiers
Chloride	mg/L	50	50.3	101	90-110	
Fluoride	mg/L	2.5	2.5	101	90-110	
Sulfate	mg/L	50	49.5	99	90-110	

MATRIX SPIKE & MATRIX SPIKE DUPLICATE: 4081844 4081845

Parameter	Units	92677589002 Result	MS Spike Conc.	MSD Spike Conc.	MS Result	MSD Result	MS % Rec	MSD % Rec	% Rec Limits	RPD	Max RPD	Qual
Chloride	mg/L	2.9	50	50	54.1	54.7	102	104	90-110	1	10	
Fluoride	mg/L	ND	2.5	2.5	2.7	2.7	107	107	90-110	0	10	
Sulfate	mg/L	25.2	50	50	75.9	76.5	101	103	90-110	1	10	

MATRIX SPIKE & MATRIX SPIKE DUPLICATE: 4081846 4081847

Parameter	Units	92677589020 Result	MS Spike Conc.	MSD Spike Conc.	MS Result	MSD Result	MS % Rec	MSD % Rec	% Rec Limits	RPD	Max RPD	Qual
Chloride	mg/L	21.6	50	50	60.3	60.3	78	77	90-110	0	10	M1
Fluoride	mg/L	0.37J	2.5	2.5	2.8J	3.2J	96	113	90-110		10	M1
Sulfate	mg/L	3080	50	50	3000	2940	-145	-278	90-110	2	10	M1

Results presented on this page are in the units indicated by the "Units" column except where an alternate unit is presented to the right of the result.

REPORT OF LABORATORY ANALYSIS

This report shall not be reproduced, except in full,
without the written consent of Pace Analytical Services, LLC.

Pace Analytical Services, LLC
9800 Kincey Ave. Suite 100
Huntersville, NC 28078
(704)875-9092

QUALITY CONTROL DATA

Project: Hammond AP-1
Pace Project No.: 92677694

QC Batch: 787377
QC Batch Method: EPA 300.0 Rev 2.1 1993
Analysis Method: EPA 300.0 Rev 2.1 1993
Analysis Description: 300.0 IC Anions
Laboratory: Pace Analytical Services - Asheville
Associated Lab Samples: 92677694008

METHOD BLANK: 4081859 Matrix: Water
Associated Lab Samples: 92677694008

Parameter	Units	Blank Result	Reporting Limit	MDL	Analyzed	Qualifiers
Chloride	mg/L	ND	1.0	0.60	07/19/23 05:21	
Fluoride	mg/L	ND	0.10	0.050	07/19/23 05:21	
Sulfate	mg/L	ND	1.0	0.50	07/19/23 05:21	

LABORATORY CONTROL SAMPLE: 4081860

Parameter	Units	Spike Conc.	LCS Result	LCS % Rec	% Rec Limits	Qualifiers
Chloride	mg/L	50	50.4	101	90-110	
Fluoride	mg/L	2.5	2.4	98	90-110	
Sulfate	mg/L	50	49.8	100	90-110	

MATRIX SPIKE & MATRIX SPIKE DUPLICATE: 4081861 4081862

Parameter	Units	92677694008 Result	MS Spike Conc.	MSD Spike Conc.	MS Result	MSD Result	MS % Rec	MSD % Rec	% Rec Limits	RPD	Max RPD	Qual
Chloride	mg/L	17.8	50	50	69.7	70.1	104	105	90-110	1	10	
Fluoride	mg/L	0.32	2.5	2.5	2.8	2.8	98	99	90-110	1	10	
Sulfate	mg/L	393	50	50	422	418	58	49	90-110	1	10	M1

Results presented on this page are in the units indicated by the "Units" column except where an alternate unit is presented to the right of the result.

REPORT OF LABORATORY ANALYSIS

This report shall not be reproduced, except in full,
without the written consent of Pace Analytical Services, LLC.

Pace Analytical Services, LLC
9800 Kincey Ave. Suite 100
Huntersville, NC 28078
(704)875-9092

QUALIFIERS

Project: Hammond AP-1
Pace Project No.: 92677694

DEFINITIONS

DF - Dilution Factor, if reported, represents the factor applied to the reported data due to dilution of the sample aliquot.

ND - Not Detected at or above adjusted reporting limit.

TNTC - Too Numerous To Count

J - Estimated concentration above the adjusted method detection limit and below the adjusted reporting limit.

MDL - Adjusted Method Detection Limit.

PQL - Practical Quantitation Limit.

RL - Reporting Limit - The lowest concentration value that meets project requirements for quantitative data with known precision and bias for a specific analyte in a specific matrix.

S - Surrogate

1,2-Diphenylhydrazine decomposes to and cannot be separated from Azobenzene using Method 8270. The result for each analyte is a combined concentration.

Consistent with EPA guidelines, unrounded data are displayed and have been used to calculate % recovery and RPD values.

LCS(D) - Laboratory Control Sample (Duplicate)

MS(D) - Matrix Spike (Duplicate)

DUP - Sample Duplicate

RPD - Relative Percent Difference

NC - Not Calculable.

SG - Silica Gel - Clean-Up

U - Indicates the compound was analyzed for, but not detected.

Acid preservation may not be appropriate for 2 Chloroethylvinyl ether.

A separate vial preserved to a pH of 4-5 is recommended in SW846 Chapter 4 for the analysis of Acrolein and Acrylonitrile by EPA Method 8260.

N-Nitrosodiphenylamine decomposes and cannot be separated from Diphenylamine using Method 8270. The result reported for each analyte is a combined concentration.

Reported results are not rounded until the final step prior to reporting. Therefore, calculated parameters that are typically reported as "Total" may vary slightly from the sum of the reported component parameters.

Pace Analytical is TNI accredited. Contact your Pace PM for the current list of accredited analytes.

TNI - The NELAC Institute.

ANALYTE QUALIFIERS

M1 Matrix spike recovery exceeded QC limits. Batch accepted based on laboratory control sample (LCS) recovery.

This report shall not be reproduced, except in full,
without the written consent of Pace Analytical Services, LLC.

Pace Analytical Services, LLC
9800 Kincey Ave. Suite 100
Huntersville, NC 28078
(704)875-9092

QUALITY CONTROL DATA CROSS REFERENCE TABLE

Project: Hammond AP-1
Pace Project No.: 92677694

Lab ID	Sample ID	QC Batch Method	QC Batch	Analytical Method	Analytical Batch
92677694001	**HAM-HGWC-8**				
92677694002	**HAM-PT-09**				
92677694003	**HAM-PT-10**				
92677694004	**HAM-PT-07**				
92677694005	**HAM-PT-08**				
92677694008	**HAM-HGWC-13**				
92677694001	**HAM-HGWC-8**	EPA 3010A	787863	EPA 6010D	788067
92677694002	**HAM-PT-09**	EPA 3010A	787863	EPA 6010D	788067
92677694003	**HAM-PT-10**	EPA 3010A	787863	EPA 6010D	788067
92677694004	**HAM-PT-07**	EPA 3010A	787863	EPA 6010D	788067
92677694005	**HAM-PT-08**	EPA 3010A	787863	EPA 6010D	788067
92677694006	**HAM-AP1-FD-01**	EPA 3010A	787863	EPA 6010D	788067
92677694007	**HAM-AP1-FB-01**	EPA 3010A	787863	EPA 6010D	788067
92677694008	**HAM-HGWC-13**	EPA 3010A	787863	EPA 6010D	788067
92677694001	**HAM-HGWC-8**	EPA 3005A	787489	EPA 6020B	787561
92677694002	**HAM-PT-09**	EPA 3005A	787489	EPA 6020B	787561
92677694003	**HAM-PT-10**	EPA 3005A	787489	EPA 6020B	787561
92677694004	**HAM-PT-07**	EPA 3005A	787489	EPA 6020B	787561
92677694005	**HAM-PT-08**	EPA 3005A	787489	EPA 6020B	787561
92677694006	**HAM-AP1-FD-01**	EPA 3005A	787489	EPA 6020B	787561
92677694007	**HAM-AP1-FB-01**	EPA 3005A	787489	EPA 6020B	787561
92677694008	**HAM-HGWC-13**	EPA 3005A	787489	EPA 6020B	787561
92677694001	**HAM-HGWC-8**	EPA 7470A	789561	EPA 7470A	789666
92677694002	**HAM-PT-09**	EPA 7470A	789561	EPA 7470A	789666
92677694003	**HAM-PT-10**	EPA 7470A	789561	EPA 7470A	789666
92677694004	**HAM-PT-07**	EPA 7470A	789561	EPA 7470A	789666
92677694005	**HAM-PT-08**	EPA 7470A	789561	EPA 7470A	789666
92677694006	**HAM-AP1-FD-01**	EPA 7470A	789561	EPA 7470A	789666
92677694007	**HAM-AP1-FB-01**	EPA 7470A	789561	EPA 7470A	789666
92677694008	**HAM-HGWC-13**	EPA 7470A	789561	EPA 7470A	789666
92677694001	**HAM-HGWC-8**	SM 2540C-2015	787441		
92677694002	**HAM-PT-09**	SM 2540C-2015	787441		
92677694003	**HAM-PT-10**	SM 2540C-2015	787441		
92677694004	**HAM-PT-07**	SM 2540C-2015	787441		
92677694005	**HAM-PT-08**	SM 2540C-2015	787441		
92677694006	**HAM-AP1-FD-01**	SM 2540C-2015	787441		
92677694007	**HAM-AP1-FB-01**	SM 2540C-2015	787441		
92677694008	**HAM-HGWC-13**	SM 2540C-2015	787441		
92677694001	**HAM-HGWC-8**	SM 2320B-2011	787723		
92677694002	**HAM-PT-09**	SM 2320B-2011	787723		
92677694003	**HAM-PT-10**	SM 2320B-2011	788121		
92677694004	**HAM-PT-07**	SM 2320B-2011	788121		
92677694005	**HAM-PT-08**	SM 2320B-2011	788121		
92677694006	**HAM-AP1-FD-01**	SM 2320B-2011	788121		
92677694007	**HAM-AP1-FB-01**	SM 2320B-2011	788121		
92677694008	**HAM-HGWC-13**	SM 2320B-2011	788121		

This report shall not be reproduced, except in full,
without the written consent of Pace Analytical Services, LLC.

Pace Analytical Services, LLC
9800 Kincey Ave. Suite 100
Huntersville, NC 28078
(704)875-9092

QUALITY CONTROL DATA CROSS REFERENCE TABLE

Project: Hammond AP-1
Pace Project No.: 92677694

Lab ID	Sample ID	QC Batch Method	QC Batch	Analytical Method	Analytical Batch
92677694001	**HAM-HGWC-8**	SM 4500-S2D-2011	787902		
92677694002	**HAM-PT-09**	SM 4500-S2D-2011	787902		
92677694003	**HAM-PT-10**	SM 4500-S2D-2011	787902		
92677694004	**HAM-PT-07**	SM 4500-S2D-2011	787902		
92677694005	**HAM-PT-08**	SM 4500-S2D-2011	787902		
92677694006	**HAM-AP1-FD-01**	SM 4500-S2D-2011	787902		
92677694007	**HAM-AP1-FB-01**	SM 4500-S2D-2011	787903		
92677694008	**HAM-HGWC-13**	SM 4500-S2D-2011	787903		
92677694001	**HAM-HGWC-8**	EPA 300.0 Rev 2.1 1993	787373		
92677694002	**HAM-PT-09**	EPA 300.0 Rev 2.1 1993	787373		
92677694003	**HAM-PT-10**	EPA 300.0 Rev 2.1 1993	787373		
92677694004	**HAM-PT-07**	EPA 300.0 Rev 2.1 1993	787373		
92677694005	**HAM-PT-08**	EPA 300.0 Rev 2.1 1993	787373		
92677694006	**HAM-AP1-FD-01**	EPA 300.0 Rev 2.1 1993	787373		
92677694007	**HAM-AP1-FB-01**	EPA 300.0 Rev 2.1 1993	787373		
92677694008	**HAM-HGWC-13**	EPA 300.0 Rev 2.1 1993	787377		

This report shall not be reproduced, except in full,
without the written consent of Pace Analytical Services, LLC.

Pace ANALYTICAL SERVICES	DC#_Title: ENV-FRM-HUN1-0083 v02_Sample Condition Upon Receipt
	Effective Date: 11/14/2022

Laboratory receiving samples:

Asheville ☐ Eden ☐ Greenwood ☐ Huntersville ☐ Raleigh ☐ Mechanicsville ☐ Atlanta ☑ Kernersville ☐

Sample Condition Upon Receipt

Client Name: GA Power

Project #:

WO# : 92677694

92677694

Courier: ☐ Fed Ex ☐ UPS ☐ USPS ☐ Client ☐ Commercial ☑ Pace ☐ Other:____

Custody Seal Present? ☑ Yes ☐ No Seals Intact? ☑ Yes ☐ No

Date/Initials Person Examining Contents: 7-18-23 A

Packing Material: ☐ Bubble Wrap ☑ Bubble Bags ☐ None ☐ Other

Biological Tissue Frozen? ☐ Yes ☐ No ☐ N/A

Thermometer: ☑ IR Gun ID: 214

Type of Ice: ☑ Wet ☐ Blue ☐ None

Cooler Temp: 6.5 Correction Factor: Add/Subtract (°C) 0.0

Cooler Temp Corrected (°C): 6.5

Temp should be above freezing to 6°C

☐ Samples out of temp criteria. Samples on ice, cooling process has begun

USDA Regulated Soil (☐ N/A, water sample)

Did samples originate in a quarantine zone within the United States: CA, NY, or SC (check maps)? ☐ Yes ☐ No

Did samples originate from a foreign source (internationally, including Hawaii and Puerto Rico)? ☐ Yes ☐ No

				Comments/Discrepancy:
Chain of Custody Present?	☑ Yes	☐ No	☐ N/A	1.
Samples Arrived within Hold Time?	☑ Yes	☐ No	☑ N/A	2.
Short Hold Time Analysis (<72 hr.)?	☐ Yes	☑ No	☐ N/A	3.
Rush Turn Around Time Requested?	☑ Yes	☐ No	☐ N/A	4.
Sufficient Volume?	☑ Yes	☐ No	☐ N/A	5.
Correct Containers Used?	☑ Yes	☐ No	☐ N/A	6.
-Pace Containers Used?	☑ Yes	☐ No	☐ N/A	
Containers Intact?	☑ Yes	☐ No	☐ N/A	7.
Dissolved analysis: Samples Field Filtered?	☐ Yes	☑ No	☐ N/A	8.
Sample Labels Match COC? -Includes Date/Time/ID/Analysis Matrix: WG	☑ Yes	☐ No	☐ N/A	9.
Headspace in VOA Vials (>5-6mm)?	☐ Yes	☐ No	☑ N/A	10.
Trip Blank Present?	☐ Yes	☐ No	☑ N/A	11.
Trip Blank Custody Seals Present?	☐ Yes	☐ No	☑ N/A	

COMMENTS/SAMPLE DISCREPANCY

Field Data Required? ☐ Yes ☐ No

Lot ID of split containers:

CLIENT NOTIFICATION/RESOLUTION

Person contacted: Date/Time:

Project Manager SCURF Review: Date:

Project Manager SRF Review: Date:

Pace ANALYTICAL SERVICES

DC#_Title: ENV-FRM-HUN1-0083 v02_Sample Condition Upon Receipt

Effective Date: 11/14/2022

WO#: 92677694

PM: BV **Due Date: 07/31/23**

CLIENT: 92- GP-HAM

***Check mark top half of box if pH and/or dechlorination is verified and within the acceptance range for preservation samples.**

Exceptions: VOA, Coliform, TOC, Oil and Grease, DRO/8015 (water) DOC, LLHg

****Bottom half of box is to list number of bottles**

*****Check all unpreserved Nitrates for chlorine**

Project #

Item#	BP4U-125 mL Plastic Unpreserved (N/A) (Cl-)	BP3U-250 mL Plastic Unpreserved (N/A)	BP2U-500 mL Plastic Unpreserved (N/A)	BP1U-1 liter Plastic Unpreserved (N/A)	BP4S-125 mL Plastic H2SO4 (pH < 2) (Cl-)	BP3N-250 mL plastic HNO3 (pH < 2)	BP4Z-125 mL Plastic ZN Acetate & NaOH (>9)	BP4B-125 mL Plastic NaOH (pH > 12) (Cl-)	WGFU-Wide-mouthed Glass jar Unpreserved	AG1U-1 liter Amber Unpreserved (N/A) (Cl-)	AG1H-1 liter Amber HCl (pH < 2)	AG3U-250 mL Amber Unpreserved (N/A) (Cl-)	AG1S-1 liter Amber H2SO4 (pH < 2)	AG3S-250 mL Amber H2SO4 (pH < 2)	DG94-40 mL Amber NH4Cl (N/A)(Cl-)	DG9H-40 mL VOA HCl (N/A)	VG9T-40 mL VOA Na2S2O3 (N/A)	VG9U-40 mL VOA Unpreserved (N/A)	DG9V-40 mL VOA H3PO4 (N/A)	KP7U-50 mL Plastic Unpreserved (N/A)	V/GK (3 vials per kit)-VPH/Gas kit (N/A)	SP5T-125 mL Sterile Plastic (N/A – lab)	SP2T-250 mL Sterile Plastic (N/A – lab)		BP3R-250 mL Plastic (NH2)2SO4 (9.3-9.7)	AG0U-100 mL Amber Unpreserved (N/A) (Cl-)	VSGU-20 mL Scintillation vials (N/A)	DG9U-40 mL Amber Unpreserved vials (N/A)
1		2	1			1	1																					
2		2	1			1	1																					
3		2	1			1	1																					
4		2	1			1	1																					
5		2	1			1	1																					
6		2	1			1	1																					
7		2	1			1	1																					
8		2	1			1	1																					
9																												
10																												
11																												
12																												

pH Adjustment Log for Preserved Samples

Sample ID	Type of Preservative	pH upon receipt	Date preservation adjusted	Time preservation adjusted	Amount of Preservative added	Lot #

Note: Whenever there is a discrepancy affecting North Carolina compliance samples, a copy of this form will be sent to the North Carolina DENR Certification Office (i.e. Out of hold, incorrect preservative, out of temp, incorrect containers.

Pace Analytical
www.pacelabs.com

CHAIN-OF-CUSTODY / Analytical Request Document

The Chain-of-Custody is a LEGAL DOCUMENT. All relevant fields must be completed accurately.

Page: 1 of

Section A (Required Client Information)
- Company: GA Power
- Address: Atlanta, GA
- Email To: SCS Contacts
- Phone: Fax:
- Requested Due Date/TAT: 10 Day

Section B (Required Project Information)
- Report To: SCS Contacts
- Copy To: Geosyntec Contacts
- Task Code: HAM-CCR-CA-20230713
- Purchase Order No.:
- Project Name: Hammond AP-1
- Project Number:

Section C (Invoice Information)
- Attention: Southern Co.
- Company Name:
- Address:
- Pace Quote Reference:
- Pace Project Manager: Bonnie Vang
- Pace Profile #: ~~10839~~ 16483-20

REGULATORY AGENCY
☐ NPDES ☐ GROUND WATER ☐ DRINKING WATER
☐ UST ☐ RCRA ☑ OTHER CCR

Site Location STATE: GA

Section D (Required Client Information)

Valid Matrix Codes

MATRIX	CODE
DRINKING WATER	DW
WATER	WT
WASTE WATER	WW
PRODUCT	P
SOIL/SOLID	SL
OIL	OL
WIPE	WP
AIR	AR
OTHER	OT
TISSUE	TS

Requested Analysis Filtered (Y/N)

#	SAMPLE ID (A-Z, 0-9 / ,-) Sample IDs MUST BE UNIQUE	MATRIX CODE (see valid codes to left)	SAMPLE TYPE (G=GRAB C=COMP)	COLLECTED COMPOSITE DATE	COLLECTED COMPOSITE TIME	COLLECTED COMPOSITE DATE	COLLECTED COMPOSITE TIME	SAMPLE TEMP AT COLLECTION	# OF CONTAINERS	Unpreserved	H_2SO_4	HNO_3	HCl	NaOH	$Na_2S_2O_3$	Methanol	Other	Analysis Test	Y/N	Full App. III and IV metals	Major Ions (10839-21)	Boron and Cobalt	Residual Chlorine (Y/N)	Pace Project No./ Lab I.D. 92677694
1	HAM-HGWC-8	WG	G	7/13/23	1035			21	5	X		X		X			Zn Ac			X	X		N	001 pH = 6.65
2	HAM-PT-09	WG	G	7/13/23	1247			24	5	X		X		X			Zn Ac			X	X		N	002 pH = 6.57
3	HAM-PT-10	WG	G	7/13/23	1415			22	5	X		X		X			Zn Ac			X	X		N	003 pH = 7.01
4	HAM-PT-07	WG	G	7/13/23	1622			27	5	X		X		X			Zn Ac			X	X		N	004 pH = 6.76
5	HAM-PT-08	WG	G	7/13/23	1751			24	5	X		X		X			Zn Ac			X	X		N	005 pH = 6.66
6	HAM-AP1-FD-01	WG	G	7/13/23	0000			-	5	X		X		X			Zn Ac			X	X		N	006 —
7	HAM-AP1-FB-01	WG	G	7/17/23	0840			-	5	X		X		X			Zn Ac			X	X		N	007 —
8	HAM-~~AP~~ HGWC-13	WG	G	7/17/23	1147			23	5	X		X		X			Zn Ac			X	X		N	008 pH = 6.07
9																							N	
10																								
11																								
12																								

ADDITIONAL COMMENTS	RELINQUISHED BY / AFFILIATION	DATE	TIME	ACCEPTED BY / AFFILIATION	DATE	TIME	SAMPLE CONDITIONS
Code: HAM-CCR-CA-20230713	Alana Neely / Geosyntec	7/17/23	1230	Ryan Williams / Pace	7/17/23	1230	
	Ryan Williams / Pace	7/18/23	1425	[illegible] / Pace	7/17	1425	

SAMPLER NAME AND SIGNATURE
- PRINT Name of SAMPLER: Alana Neely / Geosyntec Consultants, In
- SIGNATURE of SAMPLER: [signature] DATE Signed (MM/DD/YY): 7/17/23

Temp in °C | Received on Ice (Y/N) | Custody Sealed Cooler (Y/N) | Samples Intact (Y/N)

*Important Note: By signing this form you are accepting Pace's NET 30 day payment terms and agreeing to late charges of 1.5% per month for any invoices not paid within 30 days.

Pace Analytical Services, LLC
9800 Kincey Ave. Suite 100
Huntersville, NC 28078
(704)875-9092

August 25, 2023

Kristen Jurinko
Southern Company
241 Ralph McGill Blvd NE
Bin 10160
Atlanta, GA 30308

RE: Project: Hammond AP-1 (CCR-CA)
Pace Project No.: 92682397

Dear Kristen Jurinko:

Enclosed are the analytical results for sample(s) received by the laboratory on August 11, 2023. The results relate only to the samples included in this report. Results reported herein conform to the applicable TNI/NELAC Standards and the laboratory's Quality Manual, where applicable, unless otherwise noted in the body of the report.

The test results provided in this final report were generated by each of the following laboratories within the Pace Network:

- Pace Analytical Services - Asheville
- Pace Analytical Services - Peachtree Corners, GA

If you have any questions concerning this report, please feel free to contact me.

Sincerely,

Angela M. Baioni

Angela Baioni for
Bonnie Vang
bonnie.vang@pacelabs.com
(704)875-9092
Project Manager

Enclosures

cc: Kip Gray, Geosyntec
Christine Hug, Geosyntec Consultants, Inc.
Whitney Law, Geosyntec Consultants
Laura Midkiff, Southern Company
Caroline Nelson, Geosyntec

This report shall not be reproduced, except in full,
without the written consent of Pace Analytical Services, LLC.

Pace Analytical Services, LLC
9800 Kincey Ave. Suite 100
Huntersville, NC 28078
(704)875-9092

CERTIFICATIONS

Project: Hammond AP-1 (CCR-CA)
Pace Project No.: 92682397

Pace Analytical Services Asheville
2225 Riverside Drive, Asheville, NC 28804
Florida/NELAP Certification #: E87648
North Carolina Drinking Water Certification #: 37712
North Carolina Wastewater Certification #: 40
South Carolina Laboratory ID: 99030
South Carolina Certification #: 99030001
Virginia/VELAP Certification #: 460222

Pace Analytical Services Peachtree Corners
110 Technology Pkwy, Peachtree Corners, GA 30092
Florida DOH Certification #: E87315
Georgia DW Inorganics Certification #: 812
North Carolina Certification #: 381
South Carolina Certification #: 98011001
Virginia Certification #: 460204

This report shall not be reproduced, except in full,
without the written consent of Pace Analytical Services, LLC.

Pace Analytical Services, LLC
9800 Kincey Ave. Suite 100
Huntersville, NC 28078
(704)875-9092

SAMPLE SUMMARY

Project: Hammond AP-1 (CCR-CA)
Pace Project No.: 92682397

Lab ID	Sample ID	Matrix	Date Collected	Date Received
92682397001	**HAM-PT-07**	Water	08/09/23 17:59	08/11/23 13:12
92682397002	**HAM-PT-08**	Water	08/09/23 10:50	08/11/23 13:12
92682397003	**HAM-PT-09**	Water	08/09/23 14:42	08/11/23 13:12
92682397004	**HAM-PT-10**	Water	08/09/23 13:05	08/11/23 13:12
92682397005	**HAM-MW-53**	Water	08/09/23 16:40	08/11/23 13:12
92682397006	**HAM-MW-54**	Water	08/09/23 16:51	08/11/23 13:12
92682397007	**HAM-AP1-FD-06**	Water	08/09/23 00:00	08/11/23 13:12
92682397008	**HAM-AP1-FB-06**	Water	08/09/23 16:50	08/11/23 13:12

This report shall not be reproduced, except in full,
without the written consent of Pace Analytical Services, LLC.

Pace Analytical Services, LLC
9800 Kincey Ave. Suite 100
Huntersville, NC 28078
(704)875-9092

SAMPLE ANALYTE COUNT

Project: Hammond AP-1 (CCR-CA)
Pace Project No.: 92682397

Lab ID	Sample ID	Method	Analysts	Analytes Reported
92682397001	**HAM-PT-07**	EPA 6010D	MS	6
		EPA 6020B	CW1	13
		EPA 7470A	VB	1
		SM 2540C-2015	DL1	1
		SM 2320B-2011	SMS	3
		SM 4500-S2D-2011	JP1	1
		EPA 300.0 Rev 2.1 1993	CDC	3
92682397002	**HAM-PT-08**	EPA 6010D	DRB	6
		EPA 6020B	CW1	13
		EPA 7470A	VB	1
		SM 2540C-2015	DL1	1
		SM 2320B-2011	SMS	3
		SM 4500-S2D-2011	JP1	1
		EPA 300.0 Rev 2.1 1993	CDC	3
92682397003	**HAM-PT-09**	EPA 6010D	DRB	6
		EPA 6020B	CW1	13
		EPA 7470A	VB	1
		SM 2540C-2015	DL1	1
		SM 2320B-2011	SMS	3
		SM 4500-S2D-2011	JP1	1
		EPA 300.0 Rev 2.1 1993	CDC	3
92682397004	**HAM-PT-10**	EPA 6010D	MS	6
		EPA 6020B	CW1	13
		EPA 7470A	VB	1
		SM 2540C-2015	DL1	1
		SM 2320B-2011	SMS	3
		SM 4500-S2D-2011	JP1	1
		EPA 300.0 Rev 2.1 1993	CDC	3
92682397005	**HAM-MW-53**	EPA 6020B	CW1	2
92682397006	**HAM-MW-54**	EPA 6020B	CW1	2
92682397007	**HAM-AP1-FD-06**	EPA 6010D	MS	6
		EPA 6020B	CW1	13
		EPA 7470A	VB	1
		SM 2540C-2015	DL1	1
		SM 2320B-2011	SMS	3
		SM 4500-S2D-2011	JP1	1
		EPA 300.0 Rev 2.1 1993	CDC	3

This report shall not be reproduced, except in full,
without the written consent of Pace Analytical Services, LLC.

Pace Analytical Services, LLC
9800 Kincey Ave. Suite 100
Huntersville, NC 28078
(704)875-9092

SAMPLE ANALYTE COUNT

Project: Hammond AP-1 (CCR-CA)
Pace Project No.: 92682397

Lab ID	Sample ID	Method	Analysts	Analytes Reported
92682397008	**HAM-AP1-FB-06**	EPA 6010D	MS	6
		EPA 6020B	CW1	13
		EPA 7470A	VB	1
		SM 2540C-2015	DL1	1
		SM 2320B-2011	SMS	3
		SM 4500-S2D-2011	JP1	1
		EPA 300.0 Rev 2.1 1993	CDC	3

PASI-A = Pace Analytical Services - Asheville
PASI-GA = Pace Analytical Services - Peachtree Corners, GA

This report shall not be reproduced, except in full,
without the written consent of Pace Analytical Services, LLC.

Pace Analytical Services, LLC
9800 Kincey Ave. Suite 100
Huntersville, NC 28078
(704)875-9092

SUMMARY OF DETECTION

Project: Hammond AP-1 (CCR-CA)
Pace Project No.: 92682397

Lab Sample ID Method	Client Sample ID Parameters	Result	Units	Report Limit	Analyzed	Qualifiers
92682397001	**HAM-PT-07**					
EPA 6010D	Iron	27.1	mg/L	0.040	08/18/23 21:03	
EPA 6010D	Manganese	7.6	mg/L	0.040	08/18/23 21:03	
EPA 6010D	Potassium	6.8	mg/L	0.50	08/18/23 21:03	
EPA 6010D	Sodium	7.2	mg/L	1.0	08/18/23 21:03	
EPA 6010D	Calcium	173	mg/L	1.0	08/18/23 21:03	
EPA 6010D	Magnesium	19.4	mg/L	0.050	08/18/23 21:03	
EPA 6020B	Arsenic	0.27	mg/L	0.010	08/22/23 16:32	
EPA 6020B	Barium	0.053	mg/L	0.0050	08/22/23 16:32	
EPA 6020B	Beryllium	0.000095J	mg/L	0.00050	08/22/23 16:32	
EPA 6020B	Boron	0.93	mg/L	0.040	08/23/23 13:17	
EPA 6020B	Cobalt	0.090	mg/L	0.0050	08/23/23 13:17	
EPA 6020B	Lithium	0.069	mg/L	0.030	08/23/23 13:17	
EPA 6020B	Molybdenum	0.012	mg/L	0.010	08/22/23 16:32	
EPA 6020B	Thallium	0.00022J	mg/L	0.0010	08/22/23 16:32	
SM 2540C-2015	Total Dissolved Solids	771	mg/L	25.0	08/15/23 16:56	
SM 2320B-2011	Alkalinity,Bicarbonate (CaCO3)	116	mg/L	5.0	08/16/23 15:20	
SM 2320B-2011	Alkalinity, Total as CaCO3	116	mg/L	5.0	08/16/23 15:20	
EPA 300.0 Rev 2.1 1993	Chloride	13.5	mg/L	1.0	08/15/23 21:32	
EPA 300.0 Rev 2.1 1993	Fluoride	0.28	mg/L	0.10	08/15/23 21:32	
EPA 300.0 Rev 2.1 1993	Sulfate	339	mg/L	7.0	08/16/23 08:19	
92682397002	**HAM-PT-08**					
EPA 6010D	Iron	22.0	mg/L	0.040	08/18/23 21:13	
EPA 6010D	Manganese	6.8	mg/L	0.040	08/18/23 21:13	
EPA 6010D	Potassium	6.3	mg/L	0.50	08/18/23 21:13	
EPA 6010D	Sodium	6.8	mg/L	1.0	08/18/23 21:13	
EPA 6010D	Calcium	146	mg/L	1.0	08/18/23 21:13	
EPA 6010D	Magnesium	17.3	mg/L	0.050	08/18/23 21:13	
EPA 6020B	Arsenic	0.32	mg/L	0.010	08/22/23 16:39	
EPA 6020B	Barium	0.050	mg/L	0.0050	08/22/23 16:39	
EPA 6020B	Beryllium	0.000073J	mg/L	0.00050	08/22/23 16:39	
EPA 6020B	Boron	0.99	mg/L	0.040	08/23/23 13:23	
EPA 6020B	Cobalt	0.032	mg/L	0.0050	08/22/23 16:39	
EPA 6020B	Lithium	0.073	mg/L	0.030	08/23/23 13:23	
EPA 6020B	Molybdenum	0.0071J	mg/L	0.010	08/22/23 16:39	
SM 2540C-2015	Total Dissolved Solids	682	mg/L	25.0	08/15/23 16:57	
SM 2320B-2011	Alkalinity,Bicarbonate (CaCO3)	118	mg/L	5.0	08/16/23 15:40	
SM 2320B-2011	Alkalinity, Total as CaCO3	118	mg/L	5.0	08/16/23 15:40	
EPA 300.0 Rev 2.1 1993	Chloride	14.5	mg/L	1.0	08/15/23 22:30	
EPA 300.0 Rev 2.1 1993	Fluoride	0.27	mg/L	0.10	08/15/23 22:30	
EPA 300.0 Rev 2.1 1993	Sulfate	290	mg/L	6.0	08/16/23 09:16	M1
92682397003	**HAM-PT-09**					
EPA 6010D	Iron	0.10	mg/L	0.040	08/18/23 21:18	
EPA 6010D	Manganese	0.51	mg/L	0.040	08/18/23 21:18	
EPA 6010D	Potassium	7.7	mg/L	0.50	08/18/23 21:18	
EPA 6010D	Sodium	10.3	mg/L	1.0	08/18/23 21:18	
EPA 6010D	Calcium	136	mg/L	1.0	08/18/23 21:18	

This report shall not be reproduced, except in full,
without the written consent of Pace Analytical Services, LLC.

Pace Analytical Services, LLC
9800 Kincey Ave. Suite 100
Huntersville, NC 28078
(704)875-9092

SUMMARY OF DETECTION

Project: Hammond AP-1 (CCR-CA)
Pace Project No.: 92682397

Lab Sample ID Method	Client Sample ID Parameters	Result	Units	Report Limit	Analyzed	Qualifiers
92682397003	**HAM-PT-09**					
EPA 6010D	Magnesium	18.2	mg/L	0.050	08/18/23 21:18	
EPA 6020B	Barium	0.057	mg/L	0.0050	08/22/23 16:43	
EPA 6020B	Boron	1.6	mg/L	0.40	08/23/23 19:25	
EPA 6020B	Cobalt	0.0028J	mg/L	0.0050	08/22/23 16:43	
EPA 6020B	Lithium	0.0017J	mg/L	0.030	08/22/23 16:43	
EPA 6020B	Molybdenum	0.21	mg/L	0.010	08/22/23 16:43	
SM 2540C-2015	Total Dissolved Solids	594	mg/L	25.0	08/15/23 16:57	
SM 2320B-2011	Alkalinity,Bicarbonate (CaCO3)	150	mg/L	5.0	08/16/23 15:50	
SM 2320B-2011	Alkalinity, Total as CaCO3	150	mg/L	5.0	08/16/23 15:50	
EPA 300.0 Rev 2.1 1993	Chloride	47.5	mg/L	1.0	08/15/23 23:14	
EPA 300.0 Rev 2.1 1993	Fluoride	0.26	mg/L	0.10	08/15/23 23:14	
EPA 300.0 Rev 2.1 1993	Sulfate	188	mg/L	4.0	08/16/23 09:59	
92682397004	**HAM-PT-10**					
EPA 6010D	Iron	2.9	mg/L	0.040	08/23/23 21:33	
EPA 6010D	Manganese	3.1	mg/L	0.040	08/23/23 21:33	
EPA 6010D	Potassium	6.7	mg/L	0.50	08/23/23 21:33	M1
EPA 6010D	Sodium	9.4	mg/L	1.0	08/23/23 21:33	M1
EPA 6010D	Calcium	116	mg/L	1.0	08/23/23 21:33	M1
EPA 6010D	Magnesium	16.8	mg/L	0.050	08/23/23 21:33	M1
EPA 6020B	Barium	0.070	mg/L	0.0050	08/22/23 16:51	
EPA 6020B	Boron	2.1	mg/L	0.40	08/23/23 19:48	
EPA 6020B	Cobalt	0.0019J	mg/L	0.0050	08/22/23 16:51	
EPA 6020B	Lithium	0.0012J	mg/L	0.030	08/22/23 16:51	
EPA 6020B	Molybdenum	0.096	mg/L	0.010	08/22/23 16:51	
SM 2540C-2015	Total Dissolved Solids	553	mg/L	25.0	08/15/23 16:57	
SM 2320B-2011	Alkalinity,Bicarbonate (CaCO3)	199	mg/L	5.0	08/16/23 16:00	
SM 2320B-2011	Alkalinity, Total as CaCO3	199	mg/L	5.0	08/16/23 16:00	
SM 4500-S2D-2011	Sulfide	0.045J	mg/L	0.10	08/15/23 06:30	
EPA 300.0 Rev 2.1 1993	Chloride	62.5	mg/L	1.0	08/15/23 23:42	
EPA 300.0 Rev 2.1 1993	Fluoride	0.27	mg/L	0.10	08/15/23 23:42	
EPA 300.0 Rev 2.1 1993	Sulfate	123	mg/L	3.0	08/16/23 10:27	
92682397005	**HAM-MW-53**					
EPA 6020B	Boron	1.5	mg/L	0.040	08/22/23 20:17	
EPA 6020B	Molybdenum	0.14	mg/L	0.010	08/22/23 20:17	
92682397006	**HAM-MW-54**					
EPA 6020B	Arsenic	0.085	mg/L	0.010	08/22/23 20:23	
EPA 6020B	Boron	0.45	mg/L	0.040	08/22/23 20:23	
92682397007	**HAM-AP1-FD-06**					
EPA 6010D	Iron	21.3	mg/L	0.040	08/23/23 21:54	
EPA 6010D	Manganese	6.8	mg/L	0.040	08/23/23 21:54	
EPA 6010D	Potassium	5.6	mg/L	0.50	08/23/23 21:54	
EPA 6010D	Sodium	6.3	mg/L	1.0	08/23/23 21:54	
EPA 6010D	Calcium	128	mg/L	1.0	08/23/23 21:54	
EPA 6010D	Magnesium	16.7	mg/L	0.050	08/23/23 21:54	
EPA 6020B	Arsenic	0.36	mg/L	0.010	08/22/23 20:29	

This report shall not be reproduced, except in full,
without the written consent of Pace Analytical Services, LLC.

Pace Analytical Services, LLC
9800 Kincey Ave. Suite 100
Huntersville, NC 28078
(704)875-9092

SUMMARY OF DETECTION

Project: Hammond AP-1 (CCR-CA)
Pace Project No.: 92682397

Lab Sample ID Method	Client Sample ID Parameters	Result	Units	Report Limit	Analyzed	Qualifiers
92682397007	**HAM-AP1-FD-06**					
EPA 6020B	Barium	0.047	mg/L	0.0050	08/22/23 20:29	
EPA 6020B	Beryllium	0.000065J	mg/L	0.00050	08/22/23 20:29	
EPA 6020B	Boron	0.90	mg/L	0.040	08/22/23 20:29	
EPA 6020B	Cobalt	0.034	mg/L	0.0050	08/22/23 20:29	
EPA 6020B	Lithium	0.066	mg/L	0.030	08/22/23 20:29	
EPA 6020B	Molybdenum	0.0068J	mg/L	0.010	08/22/23 20:29	
SM 2540C-2015	Total Dissolved Solids	699	mg/L	25.0	08/15/23 16:57	
SM 2320B-2011	Alkalinity,Bicarbonate (CaCO3)	111	mg/L	5.0	08/16/23 16:12	
SM 2320B-2011	Alkalinity, Total as CaCO3	111	mg/L	5.0	08/16/23 16:12	
EPA 300.0 Rev 2.1 1993	Chloride	14.6	mg/L	1.0	08/16/23 03:19	
EPA 300.0 Rev 2.1 1993	Fluoride	0.29	mg/L	0.10	08/16/23 03:19	
EPA 300.0 Rev 2.1 1993	Sulfate	293	mg/L	6.0	08/16/23 12:22	
92682397008	**HAM-AP1-FB-06**					
EPA 6020B	Boron	0.012J	mg/L	0.040	08/22/23 20:35	

This report shall not be reproduced, except in full,
without the written consent of Pace Analytical Services, LLC.

Pace Analytical Services, LLC
9800 Kincey Ave. Suite 100
Huntersville, NC 28078
(704)875-9092

ANALYTICAL RESULTS

Project: Hammond AP-1 (CCR-CA)
Pace Project No.: 92682397

Sample: HAM-PT-07 **Lab ID: 92682397001** Collected: 08/09/23 17:59 Received: 08/11/23 13:12 Matrix: Water

Parameters	Results	Units	Report Limit	MDL	DF	Prepared	Analyzed	CAS No.	Qual
6010D ATL ICP	Analytical Method: EPA 6010D Preparation Method: EPA 3010A								
	Pace Analytical Services - Peachtree Corners, GA								
Iron	**27.1**	mg/L	0.040	0.025	1	08/18/23 10:36	08/18/23 21:03	7439-89-6	
Manganese	**7.6**	mg/L	0.040	0.011	1	08/18/23 10:36	08/18/23 21:03	7439-96-5	
Potassium	**6.8**	mg/L	0.50	0.15	1	08/18/23 10:36	08/18/23 21:03	7440-09-7	
Sodium	**7.2**	mg/L	1.0	0.58	1	08/18/23 10:36	08/18/23 21:03	7440-23-5	
Calcium	**173**	mg/L	1.0	0.12	1	08/18/23 10:36	08/18/23 21:03	7440-70-2	
Magnesium	**19.4**	mg/L	0.050	0.012	1	08/18/23 10:36	08/18/23 21:03	7439-95-4	
6020 MET ICPMS	Analytical Method: EPA 6020B Preparation Method: EPA 3005A								
	Pace Analytical Services - Peachtree Corners, GA								
Antimony	ND	mg/L	0.0030	0.0012	1	08/16/23 14:27	08/22/23 16:32	7440-36-0	
Arsenic	**0.27**	mg/L	0.010	0.0037	1	08/16/23 14:27	08/22/23 16:32	7440-38-2	
Barium	**0.053**	mg/L	0.0050	0.00067	1	08/16/23 14:27	08/22/23 16:32	7440-39-3	
Beryllium	**0.000095J**	mg/L	0.00050	0.000054	1	08/16/23 14:27	08/22/23 16:32	7440-41-7	
Boron	**0.93**	mg/L	0.040	0.0086	1	08/16/23 14:27	08/23/23 13:17	7440-42-8	
Cadmium	ND	mg/L	0.00050	0.00011	1	08/16/23 14:27	08/22/23 16:32	7440-43-9	
Chromium	ND	mg/L	0.0050	0.0011	1	08/16/23 14:27	08/23/23 13:17	7440-47-3	
Cobalt	**0.090**	mg/L	0.0050	0.00039	1	08/16/23 14:27	08/23/23 13:17	7440-48-4	
Lead	ND	mg/L	0.0010	0.00012	1	08/16/23 14:27	08/22/23 16:32	7439-92-1	
Lithium	**0.069**	mg/L	0.030	0.00073	1	08/16/23 14:27	08/23/23 13:17	7439-93-2	
Molybdenum	**0.012**	mg/L	0.010	0.00074	1	08/16/23 14:27	08/22/23 16:32	7439-98-7	
Selenium	ND	mg/L	0.0050	0.0014	1	08/16/23 14:27	08/22/23 16:32	7782-49-2	
Thallium	**0.00022J**	mg/L	0.0010	0.00018	1	08/16/23 14:27	08/22/23 16:32	7440-28-0	
7470 Mercury	Analytical Method: EPA 7470A Preparation Method: EPA 7470A								
	Pace Analytical Services - Peachtree Corners, GA								
Mercury	ND	mg/L	0.00020	0.00013	1	08/17/23 12:00	08/17/23 15:18	7439-97-6	
2540C Total Dissolved Solids	Analytical Method: SM 2540C-2015								
	Pace Analytical Services - Peachtree Corners, GA								
Total Dissolved Solids	**771**	mg/L	25.0	25.0	1		08/15/23 16:56		
2320B Alkalinity	Analytical Method: SM 2320B-2011								
	Pace Analytical Services - Asheville								
Alkalinity,Bicarbonate (CaCO3)	**116**	mg/L	5.0	5.0	1		08/16/23 15:20		
Alkalinity,Carbonate (CaCO3)	ND	mg/L	5.0	5.0	1		08/16/23 15:20		
Alkalinity, Total as CaCO3	**116**	mg/L	5.0	5.0	1		08/16/23 15:20		
4500S2D Sulfide Water	Analytical Method: SM 4500-S2D-2011								
	Pace Analytical Services - Asheville								
Sulfide	ND	mg/L	0.10	0.022	1		08/15/23 06:29	18496-25-8	
300.0 IC Anions 28 Days	Analytical Method: EPA 300.0 Rev 2.1 1993								
	Pace Analytical Services - Asheville								
Chloride	**13.5**	mg/L	1.0	0.60	1		08/15/23 21:32	16887-00-6	

This report shall not be reproduced, except in full,
without the written consent of Pace Analytical Services, LLC.

Pace Analytical Services, LLC
9800 Kincey Ave. Suite 100
Huntersville, NC 28078
(704)875-9092

ANALYTICAL RESULTS

Project: Hammond AP-1 (CCR-CA)
Pace Project No.: 92682397

Sample: HAM-PT-07 **Lab ID: 92682397001** Collected: 08/09/23 17:59 Received: 08/11/23 13:12 Matrix: Water

Parameters	Results	Units	Report Limit	MDL	DF	Prepared	Analyzed	CAS No.	Qual
300.0 IC Anions 28 Days	Analytical Method: EPA 300.0 Rev 2.1 1993 Pace Analytical Services - Asheville								
Fluoride	**0.28**	mg/L	0.10	0.050	1		08/15/23 21:32	16984-48-8	
Sulfate	**339**	mg/L	7.0	3.5	7		08/16/23 08:19	14808-79-8	

This report shall not be reproduced, except in full,
without the written consent of Pace Analytical Services, LLC.

Pace Analytical Services, LLC
9800 Kincey Ave. Suite 100
Huntersville, NC 28078
(704)875-9092

ANALYTICAL RESULTS

Project: Hammond AP-1 (CCR-CA)
Pace Project No.: 92682397

Sample: HAM-PT-08 **Lab ID: 92682397002** Collected: 08/09/23 10:50 Received: 08/11/23 13:12 Matrix: Water

Parameters	Results	Units	Report Limit	MDL	DF	Prepared	Analyzed	CAS No.	Qual
6010D ATL ICP	Analytical Method: EPA 6010D Preparation Method: EPA 3010A Pace Analytical Services - Peachtree Corners, GA								
Iron	**22.0**	mg/L	0.040	0.025	1	08/18/23 10:36	08/18/23 21:13	7439-89-6	
Manganese	**6.8**	mg/L	0.040	0.011	1	08/18/23 10:36	08/18/23 21:13	7439-96-5	
Potassium	**6.3**	mg/L	0.50	0.15	1	08/18/23 10:36	08/18/23 21:13	7440-09-7	
Sodium	**6.8**	mg/L	1.0	0.58	1	08/18/23 10:36	08/18/23 21:13	7440-23-5	
Calcium	**146**	mg/L	1.0	0.12	1	08/18/23 10:36	08/18/23 21:13	7440-70-2	
Magnesium	**17.3**	mg/L	0.050	0.012	1	08/18/23 10:36	08/18/23 21:13	7439-95-4	
6020 MET ICPMS	Analytical Method: EPA 6020B Preparation Method: EPA 3005A Pace Analytical Services - Peachtree Corners, GA								
Antimony	ND	mg/L	0.0030	0.0012	1	08/16/23 14:27	08/22/23 16:39	7440-36-0	
Arsenic	**0.32**	mg/L	0.010	0.0037	1	08/16/23 14:27	08/22/23 16:39	7440-38-2	
Barium	**0.050**	mg/L	0.0050	0.00067	1	08/16/23 14:27	08/22/23 16:39	7440-39-3	
Beryllium	**0.000073J**	mg/L	0.00050	0.000054	1	08/16/23 14:27	08/22/23 16:39	7440-41-7	
Boron	**0.99**	mg/L	0.040	0.0086	1	08/16/23 14:27	08/23/23 13:23	7440-42-8	
Cadmium	ND	mg/L	0.00050	0.00011	1	08/16/23 14:27	08/22/23 16:39	7440-43-9	
Chromium	ND	mg/L	0.0050	0.0011	1	08/16/23 14:27	08/22/23 16:39	7440-47-3	
Cobalt	**0.032**	mg/L	0.0050	0.00039	1	08/16/23 14:27	08/22/23 16:39	7440-48-4	
Lead	ND	mg/L	0.0010	0.00012	1	08/16/23 14:27	08/22/23 16:39	7439-92-1	
Lithium	**0.073**	mg/L	0.030	0.00073	1	08/16/23 14:27	08/23/23 13:23	7439-93-2	
Molybdenum	**0.0071J**	mg/L	0.010	0.00074	1	08/16/23 14:27	08/22/23 16:39	7439-98-7	
Selenium	ND	mg/L	0.0050	0.0014	1	08/16/23 14:27	08/22/23 16:39	7782-49-2	
Thallium	ND	mg/L	0.0010	0.00018	1	08/16/23 14:27	08/22/23 16:39	7440-28-0	
7470 Mercury	Analytical Method: EPA 7470A Preparation Method: EPA 7470A Pace Analytical Services - Peachtree Corners, GA								
Mercury	ND	mg/L	0.00020	0.00013	1	08/17/23 12:00	08/17/23 15:34	7439-97-6	
2540C Total Dissolved Solids	Analytical Method: SM 2540C-2015 Pace Analytical Services - Peachtree Corners, GA								
Total Dissolved Solids	**682**	mg/L	25.0	25.0	1		08/15/23 16:57		
2320B Alkalinity	Analytical Method: SM 2320B-2011 Pace Analytical Services - Asheville								
Alkalinity,Bicarbonate (CaCO3)	**118**	mg/L	5.0	5.0	1		08/16/23 15:40		
Alkalinity,Carbonate (CaCO3)	ND	mg/L	5.0	5.0	1		08/16/23 15:40		
Alkalinity, Total as CaCO3	**118**	mg/L	5.0	5.0	1		08/16/23 15:40		
4500S2D Sulfide Water	Analytical Method: SM 4500-S2D-2011 Pace Analytical Services - Asheville								
Sulfide	ND	mg/L	0.10	0.022	1		08/15/23 06:29	18496-25-8	
300.0 IC Anions 28 Days	Analytical Method: EPA 300.0 Rev 2.1 1993 Pace Analytical Services - Asheville								
Chloride	**14.5**	mg/L	1.0	0.60	1		08/15/23 22:30	16887-00-6	

REPORT OF LABORATORY ANALYSIS

This report shall not be reproduced, except in full,
without the written consent of Pace Analytical Services, LLC.

Pace Analytical Services, LLC
9800 Kincey Ave. Suite 100
Huntersville, NC 28078
(704)875-9092

ANALYTICAL RESULTS

Project: Hammond AP-1 (CCR-CA)
Pace Project No.: 92682397

Sample: HAM-PT-08 **Lab ID: 92682397002** Collected: 08/09/23 10:50 Received: 08/11/23 13:12 Matrix: Water

Parameters	Results	Units	Report Limit	MDL	DF	Prepared	Analyzed	CAS No.	Qual
300.0 IC Anions 28 Days	Analytical Method: EPA 300.0 Rev 2.1 1993 Pace Analytical Services - Asheville								
Fluoride	**0.27**	mg/L	0.10	0.050	1		08/15/23 22:30	16984-48-8	
Sulfate	**290**	mg/L	6.0	3.0	6		08/16/23 09:16	14808-79-8	M1

This report shall not be reproduced, except in full,
without the written consent of Pace Analytical Services, LLC.

Pace Analytical Services, LLC
9800 Kincey Ave. Suite 100
Huntersville, NC 28078
(704)875-9092

ANALYTICAL RESULTS

Project: Hammond AP-1 (CCR-CA)
Pace Project No.: 92682397

Sample: HAM-PT-09 **Lab ID: 92682397003** Collected: 08/09/23 14:42 Received: 08/11/23 13:12 Matrix: Water

Parameters	Results	Units	Report Limit	MDL	DF	Prepared	Analyzed	CAS No.	Qual
6010D ATL ICP	Analytical Method: EPA 6010D Preparation Method: EPA 3010A Pace Analytical Services - Peachtree Corners, GA								
Iron	**0.10**	mg/L	0.040	0.025	1	08/18/23 10:36	08/18/23 21:18	7439-89-6	
Manganese	**0.51**	mg/L	0.040	0.011	1	08/18/23 10:36	08/18/23 21:18	7439-96-5	
Potassium	**7.7**	mg/L	0.50	0.15	1	08/18/23 10:36	08/18/23 21:18	7440-09-7	
Sodium	**10.3**	mg/L	1.0	0.58	1	08/18/23 10:36	08/18/23 21:18	7440-23-5	
Calcium	**136**	mg/L	1.0	0.12	1	08/18/23 10:36	08/18/23 21:18	7440-70-2	
Magnesium	**18.2**	mg/L	0.050	0.012	1	08/18/23 10:36	08/18/23 21:18	7439-95-4	
6020 MET ICPMS	Analytical Method: EPA 6020B Preparation Method: EPA 3005A Pace Analytical Services - Peachtree Corners, GA								
Antimony	ND	mg/L	0.0030	0.0012	1	08/16/23 14:27	08/22/23 16:43	7440-36-0	
Arsenic	ND	mg/L	0.010	0.0037	1	08/16/23 14:27	08/22/23 16:43	7440-38-2	
Barium	**0.057**	mg/L	0.0050	0.00067	1	08/16/23 14:27	08/22/23 16:43	7440-39-3	
Beryllium	ND	mg/L	0.00050	0.000054	1	08/16/23 14:27	08/22/23 16:43	7440-41-7	
Boron	**1.6**	mg/L	0.40	0.086	10	08/16/23 14:27	08/23/23 19:25	7440-42-8	
Cadmium	ND	mg/L	0.00050	0.00011	1	08/16/23 14:27	08/22/23 16:43	7440-43-9	
Chromium	ND	mg/L	0.0050	0.0011	1	08/16/23 14:27	08/22/23 16:43	7440-47-3	
Cobalt	**0.0028J**	mg/L	0.0050	0.00039	1	08/16/23 14:27	08/22/23 16:43	7440-48-4	
Lead	ND	mg/L	0.0010	0.00012	1	08/16/23 14:27	08/22/23 16:43	7439-92-1	
Lithium	**0.0017J**	mg/L	0.030	0.00073	1	08/16/23 14:27	08/22/23 16:43	7439-93-2	
Molybdenum	**0.21**	mg/L	0.010	0.00074	1	08/16/23 14:27	08/22/23 16:43	7439-98-7	
Selenium	ND	mg/L	0.0050	0.0014	1	08/16/23 14:27	08/22/23 16:43	7782-49-2	
Thallium	ND	mg/L	0.0010	0.00018	1	08/16/23 14:27	08/22/23 16:43	7440-28-0	
7470 Mercury	Analytical Method: EPA 7470A Preparation Method: EPA 7470A Pace Analytical Services - Peachtree Corners, GA								
Mercury	ND	mg/L	0.00020	0.00013	1	08/17/23 12:00	08/17/23 15:37	7439-97-6	
2540C Total Dissolved Solids	Analytical Method: SM 2540C-2015 Pace Analytical Services - Peachtree Corners, GA								
Total Dissolved Solids	**594**	mg/L	25.0	25.0	1		08/15/23 16:57		
2320B Alkalinity	Analytical Method: SM 2320B-2011 Pace Analytical Services - Asheville								
Alkalinity,Bicarbonate (CaCO3)	**150**	mg/L	5.0	5.0	1		08/16/23 15:50		
Alkalinity,Carbonate (CaCO3)	ND	mg/L	5.0	5.0	1		08/16/23 15:50		
Alkalinity, Total as CaCO3	**150**	mg/L	5.0	5.0	1		08/16/23 15:50		
4500S2D Sulfide Water	Analytical Method: SM 4500-S2D-2011 Pace Analytical Services - Asheville								
Sulfide	ND	mg/L	0.10	0.022	1		08/15/23 06:30	18496-25-8	
300.0 IC Anions 28 Days	Analytical Method: EPA 300.0 Rev 2.1 1993 Pace Analytical Services - Asheville								
Chloride	**47.5**	mg/L	1.0	0.60	1		08/15/23 23:14	16887-00-6	

This report shall not be reproduced, except in full,
without the written consent of Pace Analytical Services, LLC.

Pace Analytical Services, LLC
9800 Kincey Ave. Suite 100
Huntersville, NC 28078
(704)875-9092

ANALYTICAL RESULTS

Project: Hammond AP-1 (CCR-CA)
Pace Project No.: 92682397

Sample: HAM-PT-09 **Lab ID: 92682397003** Collected: 08/09/23 14:42 Received: 08/11/23 13:12 Matrix: Water

Parameters	Results	Units	Report Limit	MDL	DF	Prepared	Analyzed	CAS No.	Qual
300.0 IC Anions 28 Days	Analytical Method: EPA 300.0 Rev 2.1 1993 Pace Analytical Services - Asheville								
Fluoride	**0.26**	mg/L	0.10	0.050	1		08/15/23 23:14	16984-48-8	
Sulfate	**188**	mg/L	4.0	2.0	4		08/16/23 09:59	14808-79-8	

This report shall not be reproduced, except in full,
without the written consent of Pace Analytical Services, LLC.

Pace Analytical Services, LLC
9800 Kincey Ave. Suite 100
Huntersville, NC 28078
(704)875-9092

ANALYTICAL RESULTS

Project: Hammond AP-1 (CCR-CA)
Pace Project No.: 92682397

Sample: HAM-PT-10 **Lab ID: 92682397004** Collected: 08/09/23 13:05 Received: 08/11/23 13:12 Matrix: Water

Parameters	Results	Units	Report Limit	MDL	DF	Prepared	Analyzed	CAS No.	Qual
6010D ATL ICP	Analytical Method: EPA 6010D Preparation Method: EPA 3010A Pace Analytical Services - Peachtree Corners, GA								
Iron	**2.9**	mg/L	0.040	0.025	1	08/23/23 12:06	08/23/23 21:33	7439-89-6	
Manganese	**3.1**	mg/L	0.040	0.011	1	08/23/23 12:06	08/23/23 21:33	7439-96-5	
Potassium	**6.7**	mg/L	0.50	0.15	1	08/23/23 12:06	08/23/23 21:33	7440-09-7	M1
Sodium	**9.4**	mg/L	1.0	0.58	1	08/23/23 12:06	08/23/23 21:33	7440-23-5	M1
Calcium	**116**	mg/L	1.0	0.12	1	08/23/23 12:06	08/23/23 21:33	7440-70-2	M1
Magnesium	**16.8**	mg/L	0.050	0.012	1	08/23/23 12:06	08/23/23 21:33	7439-95-4	M1
6020 MET ICPMS	Analytical Method: EPA 6020B Preparation Method: EPA 3005A Pace Analytical Services - Peachtree Corners, GA								
Antimony	ND	mg/L	0.0030	0.0012	1	08/16/23 14:27	08/22/23 16:51	7440-36-0	
Arsenic	ND	mg/L	0.010	0.0037	1	08/16/23 14:27	08/22/23 16:51	7440-38-2	
Barium	**0.070**	mg/L	0.0050	0.00067	1	08/16/23 14:27	08/22/23 16:51	7440-39-3	
Beryllium	ND	mg/L	0.00050	0.000054	1	08/16/23 14:27	08/22/23 16:51	7440-41-7	
Boron	**2.1**	mg/L	0.40	0.086	10	08/16/23 14:27	08/23/23 19:48	7440-42-8	
Cadmium	ND	mg/L	0.00050	0.00011	1	08/16/23 14:27	08/22/23 16:51	7440-43-9	
Chromium	ND	mg/L	0.0050	0.0011	1	08/16/23 14:27	08/22/23 16:51	7440-47-3	
Cobalt	**0.0019J**	mg/L	0.0050	0.00039	1	08/16/23 14:27	08/22/23 16:51	7440-48-4	
Lead	ND	mg/L	0.0010	0.00012	1	08/16/23 14:27	08/22/23 16:51	7439-92-1	
Lithium	**0.0012J**	mg/L	0.030	0.00073	1	08/16/23 14:27	08/22/23 16:51	7439-93-2	
Molybdenum	**0.096**	mg/L	0.010	0.00074	1	08/16/23 14:27	08/22/23 16:51	7439-98-7	
Selenium	ND	mg/L	0.0050	0.0014	1	08/16/23 14:27	08/22/23 16:51	7782-49-2	
Thallium	ND	mg/L	0.0010	0.00018	1	08/16/23 14:27	08/22/23 16:51	7440-28-0	
7470 Mercury	Analytical Method: EPA 7470A Preparation Method: EPA 7470A Pace Analytical Services - Peachtree Corners, GA								
Mercury	ND	mg/L	0.00020	0.00013	1	08/17/23 12:00	08/17/23 15:39	7439-97-6	
2540C Total Dissolved Solids	Analytical Method: SM 2540C-2015 Pace Analytical Services - Peachtree Corners, GA								
Total Dissolved Solids	**553**	mg/L	25.0	25.0	1		08/15/23 16:57		
2320B Alkalinity	Analytical Method: SM 2320B-2011 Pace Analytical Services - Asheville								
Alkalinity,Bicarbonate (CaCO3)	**199**	mg/L	5.0	5.0	1		08/16/23 16:00		
Alkalinity,Carbonate (CaCO3)	ND	mg/L	5.0	5.0	1		08/16/23 16:00		
Alkalinity, Total as CaCO3	**199**	mg/L	5.0	5.0	1		08/16/23 16:00		
4500S2D Sulfide Water	Analytical Method: SM 4500-S2D-2011 Pace Analytical Services - Asheville								
Sulfide	**0.045J**	mg/L	0.10	0.022	1		08/15/23 06:30	18496-25-8	
300.0 IC Anions 28 Days	Analytical Method: EPA 300.0 Rev 2.1 1993 Pace Analytical Services - Asheville								
Chloride	**62.5**	mg/L	1.0	0.60	1		08/15/23 23:42	16887-00-6	

This report shall not be reproduced, except in full,
without the written consent of Pace Analytical Services, LLC.

Pace Analytical Services, LLC
9800 Kincey Ave. Suite 100
Huntersville, NC 28078
(704)875-9092

ANALYTICAL RESULTS

Project: Hammond AP-1 (CCR-CA)
Pace Project No.: 92682397

Sample: HAM-PT-10 **Lab ID: 92682397004** Collected: 08/09/23 13:05 Received: 08/11/23 13:12 Matrix: Water

Parameters	Results	Units	Report Limit	MDL	DF	Prepared	Analyzed	CAS No.	Qual
300.0 IC Anions 28 Days	Analytical Method: EPA 300.0 Rev 2.1 1993 Pace Analytical Services - Asheville								
Fluoride	**0.27**	mg/L	0.10	0.050	1		08/15/23 23:42	16984-48-8	
Sulfate	**123**	mg/L	3.0	1.5	3		08/16/23 10:27	14808-79-8	

This report shall not be reproduced, except in full,
without the written consent of Pace Analytical Services, LLC.

Pace Analytical Services, LLC
9800 Kincey Ave. Suite 100
Huntersville, NC 28078
(704)875-9092

ANALYTICAL RESULTS

Project: Hammond AP-1 (CCR-CA)
Pace Project No.: 92682397

Sample: HAM-MW-53 **Lab ID: 92682397005** Collected: 08/09/23 16:40 Received: 08/11/23 13:12 Matrix: Water

Parameters	Results	Units	Report Limit	MDL	DF	Prepared	Analyzed	CAS No.	Qual
6020 MET ICPMS	Analytical Method: EPA 6020B Preparation Method: EPA 3005A Pace Analytical Services - Peachtree Corners, GA								
Boron	**1.5**	mg/L	0.040	0.0086	1	08/17/23 10:25	08/22/23 20:17	7440-42-8	
Molybdenum	**0.14**	mg/L	0.010	0.00074	1	08/17/23 10:25	08/22/23 20:17	7439-98-7	

This report shall not be reproduced, except in full,
without the written consent of Pace Analytical Services, LLC.

Pace Analytical Services, LLC
9800 Kincey Ave. Suite 100
Huntersville, NC 28078
(704)875-9092

ANALYTICAL RESULTS

Project: Hammond AP-1 (CCR-CA)
Pace Project No.: 92682397

Sample: HAM-MW-54 **Lab ID: 92682397006** Collected: 08/09/23 16:51 Received: 08/11/23 13:12 Matrix: Water

Parameters	Results	Units	Report Limit	MDL	DF	Prepared	Analyzed	CAS No.	Qual
6020 MET ICPMS	Analytical Method: EPA 6020B Preparation Method: EPA 3005A Pace Analytical Services - Peachtree Corners, GA								
Arsenic	**0.085**	mg/L	0.010	0.0037	1	08/17/23 10:25	08/22/23 20:23	7440-38-2	
Boron	**0.45**	mg/L	0.040	0.0086	1	08/17/23 10:25	08/22/23 20:23	7440-42-8	

This report shall not be reproduced, except in full,
without the written consent of Pace Analytical Services, LLC.

Pace Analytical Services, LLC
9800 Kincey Ave. Suite 100
Huntersville, NC 28078
(704)875-9092

ANALYTICAL RESULTS

Project: Hammond AP-1 (CCR-CA)
Pace Project No.: 92682397

Sample: HAM-AP1-FD-06 **Lab ID: 92682397007** Collected: 08/09/23 00:00 Received: 08/11/23 13:12 Matrix: Water

Parameters	Results	Units	Report Limit	MDL	DF	Prepared	Analyzed	CAS No.	Qual
6010D ATL ICP	Analytical Method: EPA 6010D Preparation Method: EPA 3010A								
	Pace Analytical Services - Peachtree Corners, GA								
Iron	**21.3**	mg/L	0.040	0.025	1	08/23/23 12:06	08/23/23 21:54	7439-89-6	
Manganese	**6.8**	mg/L	0.040	0.011	1	08/23/23 12:06	08/23/23 21:54	7439-96-5	
Potassium	**5.6**	mg/L	0.50	0.15	1	08/23/23 12:06	08/23/23 21:54	7440-09-7	
Sodium	**6.3**	mg/L	1.0	0.58	1	08/23/23 12:06	08/23/23 21:54	7440-23-5	
Calcium	**128**	mg/L	1.0	0.12	1	08/23/23 12:06	08/23/23 21:54	7440-70-2	
Magnesium	**16.7**	mg/L	0.050	0.012	1	08/23/23 12:06	08/23/23 21:54	7439-95-4	
6020 MET ICPMS	Analytical Method: EPA 6020B Preparation Method: EPA 3005A								
	Pace Analytical Services - Peachtree Corners, GA								
Antimony	ND	mg/L	0.0030	0.0012	1	08/17/23 10:25	08/22/23 20:29	7440-36-0	
Arsenic	**0.36**	mg/L	0.010	0.0037	1	08/17/23 10:25	08/22/23 20:29	7440-38-2	
Barium	**0.047**	mg/L	0.0050	0.00067	1	08/17/23 10:25	08/22/23 20:29	7440-39-3	
Beryllium	**0.000065J**	mg/L	0.00050	0.000054	1	08/17/23 10:25	08/22/23 20:29	7440-41-7	
Boron	**0.90**	mg/L	0.040	0.0086	1	08/17/23 10:25	08/22/23 20:29	7440-42-8	
Cadmium	ND	mg/L	0.00050	0.00011	1	08/17/23 10:25	08/22/23 20:29	7440-43-9	
Chromium	ND	mg/L	0.0050	0.0011	1	08/17/23 10:25	08/23/23 17:24	7440-47-3	
Cobalt	**0.034**	mg/L	0.0050	0.00039	1	08/17/23 10:25	08/22/23 20:29	7440-48-4	
Lead	ND	mg/L	0.0010	0.00012	1	08/17/23 10:25	08/22/23 20:29	7439-92-1	
Lithium	**0.066**	mg/L	0.030	0.00073	1	08/17/23 10:25	08/22/23 20:29	7439-93-2	
Molybdenum	**0.0068J**	mg/L	0.010	0.00074	1	08/17/23 10:25	08/22/23 20:29	7439-98-7	
Selenium	ND	mg/L	0.0050	0.0014	1	08/17/23 10:25	08/22/23 20:29	7782-49-2	
Thallium	ND	mg/L	0.0010	0.00018	1	08/17/23 10:25	08/22/23 20:29	7440-28-0	
7470 Mercury	Analytical Method: EPA 7470A Preparation Method: EPA 7470A								
	Pace Analytical Services - Peachtree Corners, GA								
Mercury	ND	mg/L	0.00020	0.00013	1	08/17/23 12:00	08/17/23 15:42	7439-97-6	
2540C Total Dissolved Solids	Analytical Method: SM 2540C-2015								
	Pace Analytical Services - Peachtree Corners, GA								
Total Dissolved Solids	**699**	mg/L	25.0	25.0	1		08/15/23 16:57		
2320B Alkalinity	Analytical Method: SM 2320B-2011								
	Pace Analytical Services - Asheville								
Alkalinity,Bicarbonate (CaCO3)	**111**	mg/L	5.0	5.0	1		08/16/23 16:12		
Alkalinity,Carbonate (CaCO3)	ND	mg/L	5.0	5.0	1		08/16/23 16:12		
Alkalinity, Total as CaCO3	**111**	mg/L	5.0	5.0	1		08/16/23 16:12		
4500S2D Sulfide Water	Analytical Method: SM 4500-S2D-2011								
	Pace Analytical Services - Asheville								
Sulfide	ND	mg/L	0.10	0.022	1		08/15/23 06:31	18496-25-8	
300.0 IC Anions 28 Days	Analytical Method: EPA 300.0 Rev 2.1 1993								
	Pace Analytical Services - Asheville								
Chloride	**14.6**	mg/L	1.0	0.60	1		08/16/23 03:19	16887-00-6	

This report shall not be reproduced, except in full,
without the written consent of Pace Analytical Services, LLC.

Pace Analytical Services, LLC
9800 Kincey Ave. Suite 100
Huntersville, NC 28078
(704)875-9092

ANALYTICAL RESULTS

Project: Hammond AP-1 (CCR-CA)
Pace Project No.: 92682397

Sample: HAM-AP1-FD-06 **Lab ID: 92682397007** Collected: 08/09/23 00:00 Received: 08/11/23 13:12 Matrix: Water

Parameters	Results	Units	Report Limit	MDL	DF	Prepared	Analyzed	CAS No.	Qual
300.0 IC Anions 28 Days	Analytical Method: EPA 300.0 Rev 2.1 1993 Pace Analytical Services - Asheville								
Fluoride	**0.29**	mg/L	0.10	0.050	1		08/16/23 03:19	16984-48-8	
Sulfate	**293**	mg/L	6.0	3.0	6		08/16/23 12:22	14808-79-8	

This report shall not be reproduced, except in full,
without the written consent of Pace Analytical Services, LLC.

Pace Analytical Services, LLC
9800 Kincey Ave. Suite 100
Huntersville, NC 28078
(704)875-9092

ANALYTICAL RESULTS

Project: Hammond AP-1 (CCR-CA)
Pace Project No.: 92682397

Sample: HAM-AP1-FB-06 **Lab ID: 92682397008** Collected: 08/09/23 16:50 Received: 08/11/23 13:12 Matrix: Water

Parameters	Results	Units	Report Limit	MDL	DF	Prepared	Analyzed	CAS No.	Qual
6010D ATL ICP	Analytical Method: EPA 6010D Preparation Method: EPA 3010A								
	Pace Analytical Services - Peachtree Corners, GA								
Iron	ND	mg/L	0.040	0.025	1	08/23/23 12:06	08/23/23 21:59	7439-89-6	
Manganese	ND	mg/L	0.040	0.011	1	08/23/23 12:06	08/23/23 21:59	7439-96-5	
Potassium	ND	mg/L	0.50	0.15	1	08/23/23 12:06	08/23/23 21:59	7440-09-7	
Sodium	ND	mg/L	1.0	0.58	1	08/23/23 12:06	08/23/23 21:59	7440-23-5	
Calcium	ND	mg/L	1.0	0.12	1	08/23/23 12:06	08/23/23 21:59	7440-70-2	
Magnesium	ND	mg/L	0.050	0.012	1	08/23/23 12:06	08/23/23 21:59	7439-95-4	
6020 MET ICPMS	Analytical Method: EPA 6020B Preparation Method: EPA 3005A								
	Pace Analytical Services - Peachtree Corners, GA								
Antimony	ND	mg/L	0.0030	0.0012	1	08/17/23 10:25	08/22/23 20:35	7440-36-0	
Arsenic	ND	mg/L	0.010	0.0037	1	08/17/23 10:25	08/22/23 20:35	7440-38-2	
Barium	ND	mg/L	0.0050	0.00067	1	08/17/23 10:25	08/22/23 20:35	7440-39-3	
Beryllium	ND	mg/L	0.00050	0.000054	1	08/17/23 10:25	08/22/23 20:35	7440-41-7	
Boron	**0.012J**	mg/L	0.040	0.0086	1	08/17/23 10:25	08/22/23 20:35	7440-42-8	
Cadmium	ND	mg/L	0.00050	0.00011	1	08/17/23 10:25	08/22/23 20:35	7440-43-9	
Chromium	ND	mg/L	0.0050	0.0011	1	08/17/23 10:25	08/23/23 17:28	7440-47-3	
Cobalt	ND	mg/L	0.0050	0.00039	1	08/17/23 10:25	08/22/23 20:35	7440-48-4	
Lead	ND	mg/L	0.0010	0.00012	1	08/17/23 10:25	08/22/23 20:35	7439-92-1	
Lithium	ND	mg/L	0.030	0.00073	1	08/17/23 10:25	08/22/23 20:35	7439-93-2	
Molybdenum	ND	mg/L	0.010	0.00074	1	08/17/23 10:25	08/22/23 20:35	7439-98-7	
Selenium	ND	mg/L	0.0050	0.0014	1	08/17/23 10:25	08/22/23 20:35	7782-49-2	
Thallium	ND	mg/L	0.0010	0.00018	1	08/17/23 10:25	08/22/23 20:35	7440-28-0	
7470 Mercury	Analytical Method: EPA 7470A Preparation Method: EPA 7470A								
	Pace Analytical Services - Peachtree Corners, GA								
Mercury	ND	mg/L	0.00020	0.00013	1	08/17/23 12:00	08/17/23 15:44	7439-97-6	
2540C Total Dissolved Solids	Analytical Method: SM 2540C-2015								
	Pace Analytical Services - Peachtree Corners, GA								
Total Dissolved Solids	ND	mg/L	25.0	25.0	1		08/15/23 16:57		
2320B Alkalinity	Analytical Method: SM 2320B-2011								
	Pace Analytical Services - Asheville								
Alkalinity,Bicarbonate (CaCO3)	ND	mg/L	5.0	5.0	1		08/16/23 16:22		
Alkalinity,Carbonate (CaCO3)	ND	mg/L	5.0	5.0	1		08/16/23 16:22		
Alkalinity, Total as CaCO3	ND	mg/L	5.0	5.0	1		08/16/23 16:22		
4500S2D Sulfide Water	Analytical Method: SM 4500-S2D-2011								
	Pace Analytical Services - Asheville								
Sulfide	ND	mg/L	0.10	0.022	1		08/15/23 06:32	18496-25-8	
300.0 IC Anions 28 Days	Analytical Method: EPA 300.0 Rev 2.1 1993								
	Pace Analytical Services - Asheville								
Chloride	ND	mg/L	1.0	0.60	1		08/16/23 03:33	16887-00-6	

This report shall not be reproduced, except in full,
without the written consent of Pace Analytical Services, LLC.

Pace Analytical Services, LLC
9800 Kincey Ave. Suite 100
Huntersville, NC 28078
(704)875-9092

ANALYTICAL RESULTS

Project: Hammond AP-1 (CCR-CA)
Pace Project No.: 92682397

Sample: HAM-AP1-FB-06 **Lab ID: 92682397008** Collected: 08/09/23 16:50 Received: 08/11/23 13:12 Matrix: Water

Parameters	Results	Units	Report Limit	MDL	DF	Prepared	Analyzed	CAS No.	Qual
300.0 IC Anions 28 Days	Analytical Method: EPA 300.0 Rev 2.1 1993 Pace Analytical Services - Asheville								
Fluoride	ND	mg/L	0.10	0.050	1		08/16/23 03:33	16984-48-8	
Sulfate	ND	mg/L	1.0	0.50	1		08/16/23 03:33	14808-79-8	

This report shall not be reproduced, except in full,
without the written consent of Pace Analytical Services, LLC.

Pace Analytical Services, LLC
9800 Kincey Ave. Suite 100
Huntersville, NC 28078
(704)875-9092

QUALITY CONTROL DATA

Project: Hammond AP-1 (CCR-CA)
Pace Project No.: 92682397

QC Batch: 793618
QC Batch Method: EPA 3010A
Analysis Method: EPA 6010D
Analysis Description: 6010D ATL
Laboratory: Pace Analytical Services - Peachtree Corners, GA
Associated Lab Samples: 92682397001, 92682397002, 92682397003

METHOD BLANK: 4112489 Matrix: Water
Associated Lab Samples: 92682397001, 92682397002, 92682397003

Parameter	Units	Blank Result	Reporting Limit	MDL	Analyzed	Qualifiers
Calcium	mg/L	ND	1.0	0.12	08/18/23 19:00	
Iron	mg/L	ND	0.040	0.025	08/18/23 19:00	
Magnesium	mg/L	ND	0.050	0.012	08/18/23 19:00	
Manganese	mg/L	ND	0.040	0.011	08/18/23 19:00	
Potassium	mg/L	ND	0.50	0.15	08/18/23 19:00	
Sodium	mg/L	ND	1.0	0.58	08/18/23 19:00	

LABORATORY CONTROL SAMPLE: 4112490

Parameter	Units	Spike Conc.	LCS Result	LCS % Rec	% Rec Limits	Qualifiers
Calcium	mg/L	1	1.1	108	80-120	
Iron	mg/L	1	1.0	102	80-120	
Magnesium	mg/L	1	1.0	101	80-120	
Manganese	mg/L	1	0.99	99	80-120	
Potassium	mg/L	1	1.1	106	80-120	
Sodium	mg/L	1	1.1	106	80-120	

MATRIX SPIKE & MATRIX SPIKE DUPLICATE: 4112491 4112492

Parameter	Units	92682392001 Result	MS Spike Conc.	MSD Spike Conc.	MS Result	MSD Result	MS % Rec	MSD % Rec	% Rec Limits	RPD	Max RPD	Qual
Calcium	mg/L	8.4	1	1	8.8	9.3	35	92	75-125	6	20	M1
Iron	mg/L	ND	1	1	1.0	1.0	100	100	75-125	0	20	
Magnesium	mg/L	3.4	1	1	4.1	4.3	72	92	75-125	5	20	M1
Manganese	mg/L	ND	1	1	0.98	0.99	97	98	75-125	1	20	
Potassium	mg/L	0.32J	1	1	1.3	1.5	102	113	75-125	8	20	
Sodium	mg/L	9.5	1	1	10	10.5	44	103	75-125	6	20	M1

Results presented on this page are in the units indicated by the "Units" column except where an alternate unit is presented to the right of the result.

REPORT OF LABORATORY ANALYSIS

This report shall not be reproduced, except in full,
without the written consent of Pace Analytical Services, LLC.

Pace Analytical Services, LLC
9800 Kincey Ave. Suite 100
Huntersville, NC 28078
(704)875-9092

QUALITY CONTROL DATA

Project: Hammond AP-1 (CCR-CA)
Pace Project No.: 92682397

QC Batch: 795409
QC Batch Method: EPA 3010A
Analysis Method: EPA 6010D
Analysis Description: 6010D ATL
Laboratory: Pace Analytical Services - Peachtree Corners, GA
Associated Lab Samples: 92682397004, 92682397007, 92682397008

METHOD BLANK: 4121384 Matrix: Water
Associated Lab Samples: 92682397004, 92682397007, 92682397008

Parameter	Units	Blank Result	Reporting Limit	MDL	Analyzed	Qualifiers
Calcium	mg/L	ND	1.0	0.12	08/23/23 21:12	
Iron	mg/L	ND	0.040	0.025	08/23/23 21:12	
Magnesium	mg/L	ND	0.050	0.012	08/23/23 21:12	
Manganese	mg/L	ND	0.040	0.011	08/23/23 21:12	
Potassium	mg/L	ND	0.50	0.15	08/23/23 21:12	
Sodium	mg/L	ND	1.0	0.58	08/23/23 21:12	

LABORATORY CONTROL SAMPLE: 4121385

Parameter	Units	Spike Conc.	LCS Result	LCS % Rec	% Rec Limits	Qualifiers
Calcium	mg/L	1	0.93J	93	80-120	
Iron	mg/L	1	1.0	102	80-120	
Magnesium	mg/L	1	1.1	109	80-120	
Manganese	mg/L	1	1.0	105	80-120	
Potassium	mg/L	1	1.0	100	80-120	
Sodium	mg/L	1	1.1	105	80-120	

MATRIX SPIKE & MATRIX SPIKE DUPLICATE: 4121386 4121387

Parameter	Units	92682397004 Result	MS Spike Conc.	MSD Spike Conc.	MS Result	MSD Result	MS % Rec	MSD % Rec	% Rec Limits	RPD	Max RPD	Qual
Calcium	mg/L	116	1	1	112	116	-370	-33	75-125	3	20	M1
Iron	mg/L	2.9	1	1	3.7	3.8	84	95	75-125	3	20	
Magnesium	mg/L	16.8	1	1	17.0	17.5	22	63	75-125	2	20	M1
Manganese	mg/L	3.1	1	1	4.0	4.0	83	90	75-125	2	20	
Potassium	mg/L	6.7	1	1	7.5	7.7	73	98	75-125	3	20	M1
Sodium	mg/L	9.4	1	1	9.9	10.3	54	92	75-125	4	20	M1

Results presented on this page are in the units indicated by the "Units" column except where an alternate unit is presented to the right of the result.

This report shall not be reproduced, except in full,
without the written consent of Pace Analytical Services, LLC.

Pace Analytical Services, LLC
9800 Kincey Ave. Suite 100
Huntersville, NC 28078
(704)875-9092

QUALITY CONTROL DATA

Project: Hammond AP-1 (CCR-CA)
Pace Project No.: 92682397

QC Batch: 794002
QC Batch Method: EPA 3005A
Analysis Method: EPA 6020B
Analysis Description: 6020 MET
Laboratory: Pace Analytical Services - Peachtree Corners, GA
Associated Lab Samples: 92682397001, 92682397002, 92682397003, 92682397004

METHOD BLANK: 4114214 Matrix: Water
Associated Lab Samples: 92682397001, 92682397002, 92682397003, 92682397004

Parameter	Units	Blank Result	Reporting Limit	MDL	Analyzed	Qualifiers
Antimony	mg/L	0.0043	0.0030	0.0012	08/22/23 15:04	
Arsenic	mg/L	ND	0.010	0.0037	08/22/23 15:04	
Barium	mg/L	ND	0.0050	0.00067	08/22/23 15:04	
Beryllium	mg/L	ND	0.00050	0.000054	08/22/23 15:04	
Boron	mg/L	ND	0.040	0.0086	08/22/23 15:04	
Cadmium	mg/L	ND	0.00050	0.00011	08/22/23 15:04	
Chromium	mg/L	ND	0.0050	0.0011	08/22/23 15:04	
Cobalt	mg/L	ND	0.0050	0.00039	08/22/23 15:04	
Lead	mg/L	ND	0.0010	0.00012	08/22/23 15:04	
Lithium	mg/L	ND	0.030	0.00073	08/22/23 15:04	
Molybdenum	mg/L	ND	0.010	0.00074	08/22/23 15:04	
Selenium	mg/L	ND	0.0050	0.0014	08/22/23 15:04	
Thallium	mg/L	ND	0.0010	0.00018	08/22/23 15:04	

LABORATORY CONTROL SAMPLE: 4114215

Parameter	Units	Spike Conc.	LCS Result	LCS % Rec	% Rec Limits	Qualifiers
Antimony	mg/L	0.1	0.11	112	80-120	
Arsenic	mg/L	0.1	0.10	102	80-120	
Barium	mg/L	0.1	0.10	100	80-120	
Beryllium	mg/L	0.1	0.11	110	80-120	
Boron	mg/L	1	1.1	110	80-120	
Cadmium	mg/L	0.1	0.10	102	80-120	
Chromium	mg/L	0.1	0.11	106	80-120	
Cobalt	mg/L	0.1	0.10	104	80-120	
Lead	mg/L	0.1	0.10	105	80-120	
Lithium	mg/L	0.1	0.11	110	80-120	
Molybdenum	mg/L	0.1	0.11	107	80-120	
Selenium	mg/L	0.1	0.11	105	80-120	
Thallium	mg/L	0.1	0.11	105	80-120	

MATRIX SPIKE & MATRIX SPIKE DUPLICATE: 4114216 4114217

Parameter	Units	92682396010 Result	MS Spike Conc.	MSD Spike Conc.	MS Result	MSD Result	MS % Rec	MSD % Rec	% Rec Limits	RPD	Max RPD	Qual
Antimony	mg/L	0.0014J	0.1	0.1	0.11	0.10	107	101	75-125	6	20	
Arsenic	mg/L	0.0040J	0.1	0.1	0.12	0.11	112	104	75-125	7	20	

Results presented on this page are in the units indicated by the "Units" column except where an alternate unit is presented to the right of the result.

REPORT OF LABORATORY ANALYSIS

This report shall not be reproduced, except in full,
without the written consent of Pace Analytical Services, LLC.

Pace Analytical Services, LLC
9800 Kincey Ave. Suite 100
Huntersville, NC 28078
(704)875-9092

QUALITY CONTROL DATA

Project: Hammond AP-1 (CCR-CA)
Pace Project No.: 92682397

MATRIX SPIKE & MATRIX SPIKE DUPLICATE: 4114216 4114217

Parameter	Units	92682396010 Result	MS Spike Conc.	MSD Spike Conc.	MS Result	MSD Result	MS % Rec	MSD % Rec	% Rec Limits	RPD	Max RPD	Qual
Barium	mg/L	0.042	0.1	0.1	0.16	0.15	118	108	75-125	6	20	
Beryllium	mg/L	0.00071	0.1	0.1	0.090	0.085	89	84	75-125	6	20	
Boron	mg/L	10.1	1	1	10.9	10.7	77	57	75-125	2	20	M1
Cadmium	mg/L	0.00059	0.1	0.1	0.099	0.094	98	94	75-125	5	20	
Chromium	mg/L	ND	0.1	0.1	0.10	0.097	104	97	75-125	7	20	
Cobalt	mg/L	0.21	0.1	0.1	0.31	0.29	102	83	75-125	6	20	
Lead	mg/L	0.00013J	0.1	0.1	0.067	0.064	67	64	75-125	5	20	M1
Lithium	mg/L	0.0024J	0.1	0.1	0.097	0.092	95	89	75-125	6	20	
Molybdenum	mg/L	ND	0.1	0.1	0.11	0.10	109	104	75-125	5	20	
Selenium	mg/L	0.013	0.1	0.1	0.13	0.13	122	113	75-125	8	20	
Thallium	mg/L	0.00021J	0.1	0.1	0.069	0.066	68	65	75-125	5	20	M1

Results presented on this page are in the units indicated by the "Units" column except where an alternate unit is presented to the right of the result.

This report shall not be reproduced, except in full,
without the written consent of Pace Analytical Services, LLC.

Pace Analytical Services, LLC
9800 Kincey Ave. Suite 100
Huntersville, NC 28078
(704)875-9092

QUALITY CONTROL DATA

Project: Hammond AP-1 (CCR-CA)
Pace Project No.: 92682397

QC Batch: 794177
QC Batch Method: EPA 3005A
Analysis Method: EPA 6020B
Analysis Description: 6020 MET
Laboratory: Pace Analytical Services - Peachtree Corners, GA
Associated Lab Samples: 92682397005, 92682397006, 92682397007, 92682397008

METHOD BLANK: 4115107
Matrix: Water
Associated Lab Samples: 92682397005, 92682397006, 92682397007, 92682397008

Parameter	Units	Blank Result	Reporting Limit	MDL	Analyzed	Qualifiers
Antimony	mg/L	ND	0.0030	0.0012	08/22/23 18:42	
Arsenic	mg/L	ND	0.010	0.0037	08/22/23 18:42	
Barium	mg/L	ND	0.0050	0.00067	08/22/23 18:42	
Beryllium	mg/L	ND	0.00050	0.000054	08/22/23 18:42	
Boron	mg/L	ND	0.040	0.0086	08/22/23 18:42	
Cadmium	mg/L	ND	0.00050	0.00011	08/22/23 18:42	
Chromium	mg/L	ND	0.0050	0.0011	08/23/23 16:28	
Cobalt	mg/L	ND	0.0050	0.00039	08/22/23 18:42	
Lead	mg/L	ND	0.0010	0.00012	08/22/23 18:42	
Lithium	mg/L	ND	0.030	0.00073	08/22/23 18:42	
Molybdenum	mg/L	ND	0.010	0.00074	08/22/23 18:42	
Selenium	mg/L	ND	0.0050	0.0014	08/22/23 18:42	
Thallium	mg/L	ND	0.0010	0.00018	08/22/23 18:42	

LABORATORY CONTROL SAMPLE: 4115108

Parameter	Units	Spike Conc.	LCS Result	LCS % Rec	% Rec Limits	Qualifiers
Antimony	mg/L	0.1	0.10	104	80-120	
Arsenic	mg/L	0.1	0.094	94	80-120	
Barium	mg/L	0.1	0.096	96	80-120	
Beryllium	mg/L	0.1	0.093	93	80-120	
Boron	mg/L	1	0.94	94	80-120	
Cadmium	mg/L	0.1	0.096	96	80-120	
Chromium	mg/L	0.1	0.10	100	80-120	
Cobalt	mg/L	0.1	0.090	90	80-120	
Lead	mg/L	0.1	0.094	94	80-120	
Lithium	mg/L	0.1	0.098	98	80-120	
Molybdenum	mg/L	0.1	0.095	95	80-120	
Selenium	mg/L	0.1	0.097	97	80-120	
Thallium	mg/L	0.1	0.093	93	80-120	

MATRIX SPIKE & MATRIX SPIKE DUPLICATE: 4115109 4115110

Parameter	Units	92681886001 Result	MS Spike Conc.	MSD Spike Conc.	MS Result	MSD Result	MS % Rec	MSD % Rec	% Rec Limits	RPD	Max RPD	Qual
Antimony	mg/L	ND	0.1	0.1	0.10	0.10	104	103	75-125	1	20	
Arsenic	mg/L	ND	0.1	0.1	0.099	0.098	99	98	75-125	1	20	

Results presented on this page are in the units indicated by the "Units" column except where an alternate unit is presented to the right of the result.

REPORT OF LABORATORY ANALYSIS

This report shall not be reproduced, except in full,
without the written consent of Pace Analytical Services, LLC.

Pace Analytical Services, LLC
9800 Kincey Ave. Suite 100
Huntersville, NC 28078
(704)875-9092

QUALITY CONTROL DATA

Project: Hammond AP-1 (CCR-CA)
Pace Project No.: 92682397

MATRIX SPIKE & MATRIX SPIKE DUPLICATE: 4115109 4115110

Parameter	Units	92681886001 Result	MS Spike Conc.	MSD Spike Conc.	MS Result	MSD Result	MS % Rec	MSD % Rec	% Rec Limits	RPD	Max RPD	Qual
Barium	mg/L	0.039	0.1	0.1	0.14	0.14	103	103	75-125	1	20	
Beryllium	mg/L	0.000067J	0.1	0.1	0.094	0.091	94	91	75-125	4	20	
Boron	mg/L	0.029J	1	1	0.97	0.94	94	91	75-125	3	20	
Cadmium	mg/L	ND	0.1	0.1	0.098	0.099	98	99	75-125	1	20	
Chromium	mg/L	ND	0.1	0.1	0.10	0.10	102	101	75-125	1	20	
Cobalt	mg/L	0.00041J	0.1	0.1	0.092	0.091	91	91	75-125	0	20	
Lead	mg/L	ND	0.1	0.1	0.093	0.092	93	92	75-125	1	20	
Lithium	mg/L	ND	0.1	0.1	0.095	0.094	95	93	75-125	2	20	
Molybdenum	mg/L	ND	0.1	0.1	0.096	0.096	96	95	75-125	0	20	
Selenium	mg/L	ND	0.1	0.1	0.10	0.099	100	99	75-125	1	20	
Thallium	mg/L	ND	0.1	0.1	0.092	0.092	92	92	75-125	0	20	

Results presented on this page are in the units indicated by the "Units" column except where an alternate unit is presented to the right of the result.

This report shall not be reproduced, except in full,
without the written consent of Pace Analytical Services, LLC.

Pace Analytical Services, LLC
9800 Kincey Ave. Suite 100
Huntersville, NC 28078
(704)875-9092

QUALITY CONTROL DATA

Project: Hammond AP-1 (CCR-CA)
Pace Project No.: 92682397

QC Batch: 794154
QC Batch Method: EPA 7470A
Analysis Method: EPA 7470A
Analysis Description: 7470 Mercury
Laboratory: Pace Analytical Services - Peachtree Corners, GA
Associated Lab Samples: 92682397001, 92682397002, 92682397003, 92682397004, 92682397007, 92682397008

METHOD BLANK: 4115033
Matrix: Water
Associated Lab Samples: 92682397001, 92682397002, 92682397003, 92682397004, 92682397007, 92682397008

Parameter	Units	Blank Result	Reporting Limit	MDL	Analyzed	Qualifiers
Mercury	mg/L	ND	0.00020	0.00013	08/17/23 15:13	

LABORATORY CONTROL SAMPLE: 4115034

Parameter	Units	Spike Conc.	LCS Result	LCS % Rec	% Rec Limits	Qualifiers
Mercury	mg/L	0.0025	0.0023	93	80-120	

MATRIX SPIKE & MATRIX SPIKE DUPLICATE: 4115035 4115036

Parameter	Units	92682397001 Result	MS Spike Conc.	MSD Spike Conc.	MS Result	MSD Result	MS % Rec	MSD % Rec	% Rec Limits	RPD	Max RPD	Qual
Mercury	mg/L	ND	0.0025	0.0025	0.0024	0.0024	94	94	75-125	0	20	

Results presented on this page are in the units indicated by the "Units" column except where an alternate unit is presented to the right of the result.

This report shall not be reproduced, except in full,
without the written consent of Pace Analytical Services, LLC.

Pace Analytical Services, LLC
9800 Kincey Ave. Suite 100
Huntersville, NC 28078
(704)875-9092

QUALITY CONTROL DATA

Project: Hammond AP-1 (CCR-CA)
Pace Project No.: 92682397

QC Batch: 793700
QC Batch Method: SM 2540C-2015
Analysis Method: SM 2540C-2015
Analysis Description: 2540C Total Dissolved Solids
Laboratory: Pace Analytical Services - Peachtree Corners, GA
Associated Lab Samples: 92682397001, 92682397002, 92682397003, 92682397004, 92682397007, 92682397008

METHOD BLANK: 4112841 Matrix: Water
Associated Lab Samples: 92682397001, 92682397002, 92682397003, 92682397004, 92682397007, 92682397008

Parameter	Units	Blank Result	Reporting Limit	MDL	Analyzed	Qualifiers
Total Dissolved Solids	mg/L	ND	25.0	25.0	08/15/23 16:52	

LABORATORY CONTROL SAMPLE: 4112842

Parameter	Units	Spike Conc.	LCS Result	LCS % Rec	% Rec Limits	Qualifiers
Total Dissolved Solids	mg/L	400	446	112	80-120	

SAMPLE DUPLICATE: 4112843

Parameter	Units	92682396001 Result	Dup Result	RPD	Max RPD	Qualifiers
Total Dissolved Solids	mg/L	1890	1910	1	10	

SAMPLE DUPLICATE: 4112844

Parameter	Units	92682397001 Result	Dup Result	RPD	Max RPD	Qualifiers
Total Dissolved Solids	mg/L	771	760	1	10	

Results presented on this page are in the units indicated by the "Units" column except where an alternate unit is presented to the right of the result.

This report shall not be reproduced, except in full,
without the written consent of Pace Analytical Services, LLC.

Pace Analytical Services, LLC
9800 Kincey Ave. Suite 100
Huntersville, NC 28078
(704)875-9092

QUALITY CONTROL DATA

Project: Hammond AP-1 (CCR-CA)
Pace Project No.: 92682397

QC Batch: 793896
QC Batch Method: SM 2320B-2011
Analysis Method: SM 2320B-2011
Analysis Description: 2320B Alkalinity
Laboratory: Pace Analytical Services - Asheville
Associated Lab Samples: 92682397001, 92682397002, 92682397003, 92682397004, 92682397007, 92682397008

METHOD BLANK: 4113632
Matrix: Water
Associated Lab Samples: 92682397001, 92682397002, 92682397003, 92682397004, 92682397007, 92682397008

Parameter	Units	Blank Result	Reporting Limit	MDL	Analyzed	Qualifiers
Alkalinity, Total as CaCO3	mg/L	ND	5.0	5.0	08/16/23 13:58	
Alkalinity,Bicarbonate (CaCO3)	mg/L	ND	5.0	5.0	08/16/23 13:58	
Alkalinity,Carbonate (CaCO3)	mg/L	ND	5.0	5.0	08/16/23 13:58	

LABORATORY CONTROL SAMPLE: 4113633

Parameter	Units	Spike Conc.	LCS Result	LCS % Rec	% Rec Limits	Qualifiers
Alkalinity, Total as CaCO3	mg/L	50	52.1	104	80-120	

LABORATORY CONTROL SAMPLE: 4113634

Parameter	Units	Spike Conc.	LCS Result	LCS % Rec	% Rec Limits	Qualifiers
Alkalinity, Total as CaCO3	mg/L	50	55.0	110	80-120	

MATRIX SPIKE & MATRIX SPIKE DUPLICATE: 4113635 4113636

Parameter	Units	92682175001 Result	MS Spike Conc.	MSD Spike Conc.	MS Result	MSD Result	MS % Rec	MSD % Rec	% Rec Limits	RPD	Max RPD	Qual
Alkalinity, Total as CaCO3	mg/L	464	50	50	487	487	47	46	80-120	0	25	M1

MATRIX SPIKE & MATRIX SPIKE DUPLICATE: 4113637 4113638

Parameter	Units	92682175002 Result	MS Spike Conc.	MSD Spike Conc.	MS Result	MSD Result	MS % Rec	MSD % Rec	% Rec Limits	RPD	Max RPD	Qual
Alkalinity, Total as CaCO3	mg/L	12.5	50	50	65.7	65.4	106	106	80-120	0	25	

Results presented on this page are in the units indicated by the "Units" column except where an alternate unit is presented to the right of the result.

This report shall not be reproduced, except in full,
without the written consent of Pace Analytical Services, LLC.

Pace Analytical Services, LLC
9800 Kincey Ave. Suite 100
Huntersville, NC 28078
(704)875-9092

QUALITY CONTROL DATA

Project: Hammond AP-1 (CCR-CA)
Pace Project No.: 92682397

QC Batch: 793500
QC Batch Method: SM 4500-S2D-2011
Analysis Method: SM 4500-S2D-2011
Analysis Description: 4500S2D Sulfide Water
Laboratory: Pace Analytical Services - Asheville
Associated Lab Samples: 92682397001, 92682397002, 92682397003, 92682397004, 92682397007, 92682397008

METHOD BLANK: 4111958 Matrix: Water
Associated Lab Samples: 92682397001, 92682397002, 92682397003, 92682397004, 92682397007, 92682397008

Parameter	Units	Blank Result	Reporting Limit	MDL	Analyzed	Qualifiers
Sulfide	mg/L	ND	0.10	0.022	08/15/23 06:24	

LABORATORY CONTROL SAMPLE: 4111959

Parameter	Units	Spike Conc.	LCS Result	LCS % Rec	% Rec Limits	Qualifiers
Sulfide	mg/L	0.5	0.50	100	80-120	

MATRIX SPIKE & MATRIX SPIKE DUPLICATE: 4111960 4111961

Parameter	Units	92682396005 Result	MS Spike Conc.	MSD Spike Conc.	MS Result	MSD Result	MS % Rec	MSD % Rec	% Rec Limits	RPD	Max RPD	Qual
Sulfide	mg/L	ND	0.5	0.5	0.50	0.45	99	89	80-120	11	10	R1

MATRIX SPIKE & MATRIX SPIKE DUPLICATE: 4111962 4111963

Parameter	Units	92682397007 Result	MS Spike Conc.	MSD Spike Conc.	MS Result	MSD Result	MS % Rec	MSD % Rec	% Rec Limits	RPD	Max RPD	Qual
Sulfide	mg/L	ND	0.5	0.5	0.53	0.55	104	108	80-120	4	10	

Results presented on this page are in the units indicated by the "Units" column except where an alternate unit is presented to the right of the result.

This report shall not be reproduced, except in full,
without the written consent of Pace Analytical Services, LLC.

Pace Analytical Services, LLC
9800 Kincey Ave. Suite 100
Huntersville, NC 28078
(704)875-9092

QUALITY CONTROL DATA

Project: Hammond AP-1 (CCR-CA)
Pace Project No.: 92682397

QC Batch: 793550
QC Batch Method: EPA 300.0 Rev 2.1 1993
Analysis Method: EPA 300.0 Rev 2.1 1993
Analysis Description: 300.0 IC Anions
Laboratory: Pace Analytical Services - Asheville
Associated Lab Samples: 92682397001

METHOD BLANK: 4112126 Matrix: Water
Associated Lab Samples: 92682397001

Parameter	Units	Blank Result	Reporting Limit	MDL	Analyzed	Qualifiers
Chloride	mg/L	ND	1.0	0.60	08/15/23 12:46	
Fluoride	mg/L	ND	0.10	0.050	08/15/23 12:46	
Sulfate	mg/L	ND	1.0	0.50	08/15/23 12:46	

LABORATORY CONTROL SAMPLE: 4112127

Parameter	Units	Spike Conc.	LCS Result	LCS % Rec	% Rec Limits	Qualifiers
Chloride	mg/L	50	48.4	97	90-110	
Fluoride	mg/L	2.5	2.5	98	90-110	
Sulfate	mg/L	50	47.4	95	90-110	

MATRIX SPIKE & MATRIX SPIKE DUPLICATE: 4112128 4112129

Parameter	Units	92682198001 Result	MS Spike Conc.	MSD Spike Conc.	MS Result	MSD Result	MS % Rec	MSD % Rec	% Rec Limits	RPD	Max RPD	Qual
Chloride	mg/L	ND	50	50	48.0	48.3	95	96	90-110	1	10	
Fluoride	mg/L	ND	2.5	2.5	2.4	2.4	94	95	90-110	1	10	
Sulfate	mg/L	ND	50	50	47.3	47.6	93	94	90-110	1	10	

MATRIX SPIKE & MATRIX SPIKE DUPLICATE: 4112130 4112131

Parameter	Units	92682396003 Result	MS Spike Conc.	MSD Spike Conc.	MS Result	MSD Result	MS % Rec	MSD % Rec	% Rec Limits	RPD	Max RPD	Qual
Chloride	mg/L	141	50	50	179	180	77	78	90-110	0	10	M1
Fluoride	mg/L	0.56	2.5	2.5	3.1	3.2	102	104	90-110	2	10	
Sulfate	mg/L	762	50	50	787	789	50	53	90-110	0	10	M1

Results presented on this page are in the units indicated by the "Units" column except where an alternate unit is presented to the right of the result.

This report shall not be reproduced, except in full,
without the written consent of Pace Analytical Services, LLC.

Pace Analytical Services, LLC
9800 Kincey Ave. Suite 100
Huntersville, NC 28078
(704)875-9092

QUALITY CONTROL DATA

Project: Hammond AP-1 (CCR-CA)
Pace Project No.: 92682397

QC Batch: 793553
QC Batch Method: EPA 300.0 Rev 2.1 1993
Analysis Method: EPA 300.0 Rev 2.1 1993
Analysis Description: 300.0 IC Anions
Laboratory: Pace Analytical Services - Asheville
Associated Lab Samples: 92682397002, 92682397003, 92682397004, 92682397007, 92682397008

METHOD BLANK: 4112135
Matrix: Water
Associated Lab Samples: 92682397002, 92682397003, 92682397004, 92682397007, 92682397008

Parameter	Units	Blank Result	Reporting Limit	MDL	Analyzed	Qualifiers
Chloride	mg/L	ND	1.0	0.60	08/15/23 22:01	
Fluoride	mg/L	ND	0.10	0.050	08/15/23 22:01	
Sulfate	mg/L	ND	1.0	0.50	08/15/23 22:01	

LABORATORY CONTROL SAMPLE: 4112136

Parameter	Units	Spike Conc.	LCS Result	LCS % Rec	% Rec Limits	Qualifiers
Chloride	mg/L	50	49.5	99	90-110	
Fluoride	mg/L	2.5	2.5	100	90-110	
Sulfate	mg/L	50	48.3	97	90-110	

MATRIX SPIKE & MATRIX SPIKE DUPLICATE: 4112137 4112138

Parameter	Units	92682397002 Result	MS Spike Conc.	MSD Spike Conc.	MS Result	MSD Result	MS % Rec	MSD % Rec	% Rec Limits	RPD	Max RPD	Qual
Chloride	mg/L	14.5	50	50	62.4	63.0	96	97	90-110	1	10	
Fluoride	mg/L	0.27	2.5	2.5	2.6	2.6	92	93	90-110	2	10	
Sulfate	mg/L	290	50	50	327	328	73	75	90-110	0	10	M1

MATRIX SPIKE & MATRIX SPIKE DUPLICATE: 4112139 4112140

Parameter	Units	92682398009 Result	MS Spike Conc.	MSD Spike Conc.	MS Result	MSD Result	MS % Rec	MSD % Rec	% Rec Limits	RPD	Max RPD	Qual
Chloride	mg/L	13.6	50	50	61.8	62.0	96	97	90-110	0	10	
Fluoride	mg/L	1.5	2.5	2.5	3.8	3.9	95	96	90-110	1	10	
Sulfate	mg/L	0.62J	50	50	47.3	47.5	93	94	90-110	1	10	

Results presented on this page are in the units indicated by the "Units" column except where an alternate unit is presented to the right of the result.

This report shall not be reproduced, except in full,
without the written consent of Pace Analytical Services, LLC.

Pace Analytical Services, LLC
9800 Kincey Ave. Suite 100
Huntersville, NC 28078
(704)875-9092

QUALIFIERS

Project: Hammond AP-1 (CCR-CA)
Pace Project No.: 92682397

DEFINITIONS

DF - Dilution Factor, if reported, represents the factor applied to the reported data due to dilution of the sample aliquot.

ND - Not Detected at or above adjusted reporting limit.

TNTC - Too Numerous To Count

J - Estimated concentration above the adjusted method detection limit and below the adjusted reporting limit.

MDL - Adjusted Method Detection Limit.

PQL - Practical Quantitation Limit.

RL - Reporting Limit - The lowest concentration value that meets project requirements for quantitative data with known precision and bias for a specific analyte in a specific matrix.

S - Surrogate

1,2-Diphenylhydrazine decomposes to and cannot be separated from Azobenzene using Method 8270. The result for each analyte is a combined concentration.

Consistent with EPA guidelines, unrounded data are displayed and have been used to calculate % recovery and RPD values.

LCS(D) - Laboratory Control Sample (Duplicate)

MS(D) - Matrix Spike (Duplicate)

DUP - Sample Duplicate

RPD - Relative Percent Difference

NC - Not Calculable.

SG - Silica Gel - Clean-Up

U - Indicates the compound was analyzed for, but not detected.

Acid preservation may not be appropriate for 2 Chloroethylvinyl ether.

A separate vial preserved to a pH of 4-5 is recommended in SW846 Chapter 4 for the analysis of Acrolein and Acrylonitrile by EPA Method 8260.

N-Nitrosodiphenylamine decomposes and cannot be separated from Diphenylamine using Method 8270. The result reported for each analyte is a combined concentration.

Reported results are not rounded until the final step prior to reporting. Therefore, calculated parameters that are typically reported as "Total" may vary slightly from the sum of the reported component parameters.

Pace Analytical is TNI accredited. Contact your Pace PM for the current list of accredited analytes.

TNI - The NELAC Institute.

ANALYTE QUALIFIERS

M1	Matrix spike recovery exceeded QC limits. Batch accepted based on laboratory control sample (LCS) recovery.
R1	RPD value was outside control limits.

This report shall not be reproduced, except in full,
without the written consent of Pace Analytical Services, LLC.

Pace Analytical Services, LLC
9800 Kincey Ave. Suite 100
Huntersville, NC 28078
(704)875-9092

QUALITY CONTROL DATA CROSS REFERENCE TABLE

Project: Hammond AP-1 (CCR-CA)
Pace Project No.: 92682397

Lab ID	Sample ID	QC Batch Method	QC Batch	Analytical Method	Analytical Batch
92682397001	**HAM-PT-07**	EPA 3010A	793618	EPA 6010D	794582
92682397002	**HAM-PT-08**	EPA 3010A	793618	EPA 6010D	794582
92682397003	**HAM-PT-09**	EPA 3010A	793618	EPA 6010D	794582
92682397004	**HAM-PT-10**	EPA 3010A	795409	EPA 6010D	795455
92682397007	**HAM-AP1-FD-06**	EPA 3010A	795409	EPA 6010D	795455
92682397008	**HAM-AP1-FB-06**	EPA 3010A	795409	EPA 6010D	795455
92682397001	**HAM-PT-07**	EPA 3005A	794002	EPA 6020B	794064
92682397002	**HAM-PT-08**	EPA 3005A	794002	EPA 6020B	794064
92682397003	**HAM-PT-09**	EPA 3005A	794002	EPA 6020B	794064
92682397004	**HAM-PT-10**	EPA 3005A	794002	EPA 6020B	794064
92682397005	**HAM-MW-53**	EPA 3005A	794177	EPA 6020B	794304
92682397006	**HAM-MW-54**	EPA 3005A	794177	EPA 6020B	794304
92682397007	**HAM-AP1-FD-06**	EPA 3005A	794177	EPA 6020B	794304
92682397008	**HAM-AP1-FB-06**	EPA 3005A	794177	EPA 6020B	794304
92682397001	**HAM-PT-07**	EPA 7470A	794154	EPA 7470A	794256
92682397002	**HAM-PT-08**	EPA 7470A	794154	EPA 7470A	794256
92682397003	**HAM-PT-09**	EPA 7470A	794154	EPA 7470A	794256
92682397004	**HAM-PT-10**	EPA 7470A	794154	EPA 7470A	794256
92682397007	**HAM-AP1-FD-06**	EPA 7470A	794154	EPA 7470A	794256
92682397008	**HAM-AP1-FB-06**	EPA 7470A	794154	EPA 7470A	794256
92682397001	**HAM-PT-07**	SM 2540C-2015	793700		
92682397002	**HAM-PT-08**	SM 2540C-2015	793700		
92682397003	**HAM-PT-09**	SM 2540C-2015	793700		
92682397004	**HAM-PT-10**	SM 2540C-2015	793700		
92682397007	**HAM-AP1-FD-06**	SM 2540C-2015	793700		
92682397008	**HAM-AP1-FB-06**	SM 2540C-2015	793700		
92682397001	**HAM-PT-07**	SM 2320B-2011	793896		
92682397002	**HAM-PT-08**	SM 2320B-2011	793896		
92682397003	**HAM-PT-09**	SM 2320B-2011	793896		
92682397004	**HAM-PT-10**	SM 2320B-2011	793896		
92682397007	**HAM-AP1-FD-06**	SM 2320B-2011	793896		
92682397008	**HAM-AP1-FB-06**	SM 2320B-2011	793896		
92682397001	**HAM-PT-07**	SM 4500-S2D-2011	793500		
92682397002	**HAM-PT-08**	SM 4500-S2D-2011	793500		
92682397003	**HAM-PT-09**	SM 4500-S2D-2011	793500		
92682397004	**HAM-PT-10**	SM 4500-S2D-2011	793500		
92682397007	**HAM-AP1-FD-06**	SM 4500-S2D-2011	793500		
92682397008	**HAM-AP1-FB-06**	SM 4500-S2D-2011	793500		
92682397001	**HAM-PT-07**	EPA 300.0 Rev 2.1 1993	793550		
92682397002	**HAM-PT-08**	EPA 300.0 Rev 2.1 1993	793553		
92682397003	**HAM-PT-09**	EPA 300.0 Rev 2.1 1993	793553		
92682397004	**HAM-PT-10**	EPA 300.0 Rev 2.1 1993	793553		
92682397007	**HAM-AP1-FD-06**	EPA 300.0 Rev 2.1 1993	793553		
92682397008	**HAM-AP1-FB-06**	EPA 300.0 Rev 2.1 1993	793553		

This report shall not be reproduced, except in full,
without the written consent of Pace Analytical Services, LLC.

Pace ANALYTICAL SERVICES

DC#_Title: ENV-FRM-HUN1-0083 v02_Sample Condition Upon Receipt

Effective Date: 11/14/2022

Laboratory receiving samples:

Asheville ☐ Eden ☐ Greenwood ☐ Huntersville ☐ Raleigh ☐ Mechanicsville ☐ Atlanta ☑ Kernersville ☐

Sample Condition Upon Receipt

Client Name: GA Power

Project # WO#: 92682397

92682397

Courier: ☐ Commercial ☐ Fed Ex ☐ UPS ☐ USPS ☐ Client ☐ Pace ☐ Other:

Custody Seal Present? ☐ Yes ☑ No **Seals Intact?** ☐ Yes ☐ No

Date/Initials Person Examining Contents: 8/11/23

Packing Material: ☐ Bubble Wrap ☐ Bubble Bags ☐ None ☐ Other

Biological Tissue Frozen? ☐ Yes ☐ No ☑ N/A

Thermometer: ☑ IR Gun ID: 230

Type of Ice: ☑ Wet ☐ Blue ☐ None

Cooler Temp: 3.1 **Correction Factor:** Add/Subtract (°C) 0.0

Cooler Temp Corrected (°C): 3.1

Temp should be above freezing to 6°C

☐ Samples out of temp criteria. Samples on ice, cooling process has begun

USDA Regulated Soil (☐ N/A, water sample)

Did samples originate in a quarantine zone within the United States: CA, NY, or SC (check maps)? ☐ Yes ☐ No

Did samples originate from a foreign source (internationally, including Hawaii and Puerto Rico)? ☐ Yes ☐ No

				Comments/Discrepancy:
Chain of Custody Present?	☑ Yes	☐ No	☐ N/A	1.
Samples Arrived within Hold Time?	☑ Yes	☐ No	☐ N/A	2.
Short Hold Time Analysis (<72 hr.)?	☑ Yes	☐ No	☐ N/A	3.
Rush Turn Around Time Requested?	☐ Yes	☑ No	☐ N/A	4.
Sufficient Volume?	☐ Yes	☑ No	☐ N/A	5.
Correct Containers Used?	☑ Yes	☐ No	☐ N/A	6.
-Pace Containers Used?	☑ Yes	☐ No	☐ N/A	
Containers Intact?	☑ Yes	☐ No	☐ N/A	7.
Dissolved analysis: Samples Field Filtered?	☐ Yes	☐ No	☑ N/A	8.
Sample Labels Match COC?	☑ Yes	☐ No	☐ N/A	9.
-Includes Date/Time/ID/Analysis Matrix: W				
Headspace in VOA Vials (>5-6mm)?	☐ Yes	☐ No	☑ N/A	10.
Trip Blank Present?	☐ Yes	☐ No	☑ N/A	11.
Trip Blank Custody Seals Present?	☐ Yes	☐ No	☑ N/A	

COMMENTS/SAMPLE DISCREPANCY

Field Data Required? ☐ Yes ☐ No

Lot ID of split containers:

CLIENT NOTIFICATION/RESOLUTION

Person contacted: Date/Time:

Project Manager SCURF Review: Date: 8/14/23

Project Manager SRF Review: Date: 8/14/23

Qualtrax ID: 69614

***Check mark top half of box if pH and/or dechlorination is verified and within the acceptance range for preservation samples.**

Exceptions: VOA, Coliform, TOC, Oil and Grease, DRO/8015 (water) DOC, LLHg

****Bottom half of box is to list number of bottles**

*****Check all unpreserved Nitrates for chlorine**

Project # WO#: 92682397

PM: BV Due Date: 08/28/23

CLIENT: 92- GR-HAM

Item#	BP4U-125 mL Plastic Unpreserved (N/A) (Cl-)	BP3U-250 mL Plastic Unpreserved (N/A)	BP2U-500 mL Plastic Unpreserved (N/A)	BP1U-1 liter Plastic Unpreserved (N/A)	BP4S-125 mL Plastic H2SO4 (pH < 2) (Cl-)	BP3N-250 mL plastic HNO3 (pH < 2)	BP4Z-125 mL Plastic ZN Acetate & NaOH (>9)	BP4B-125 mL Plastic NaOH (pH > 12) (Cl-)	WGFU-Wide-mouthed Glass jar Unpreserved	AG1U-1 liter Amber Unpreserved (N/A) (Cl-)	AG1H-1 liter Amber HCl (pH < 2)	AG3U-250 mL Amber Unpreserved (N/A) (Cl-)	AG1S-1 liter Amber H2SO4 (pH < 2)	AG3S-250 mL Amber H2SO4 (pH < 2)	DG94-40 mL Amber NH4Cl (N/A)(Cl-)	DG9H-40 mL VOA HCl (N/A)	VG9T-40 mL VOA Na2S2O3 (N/A)	VG9U-40 mL VOA Unpreserved (N/A)	DG9V-40 mL VOA H3PO4 (N/A)	KP7U-50 mL Plastic Unpreserved (N/A)	V/GK (3 vials per kit)-VPH/Gas kit (N/A)	SP5T-125 mL Sterile Plastic (N/A – lab)	SP2T-250 mL Sterile Plastic (N/A – lab)		BP3R-250 mL Plastic (NH2)2SO4 (9.3-9.7)	AG0U-100 mL Amber Unpreserved (N/A) (Cl-)	VSGU-20 mL Scintillation vials (N/A)	DG9U-40 mL Amber Unpreserved vials (N/A)
1		2	1			✓	✓																						
2		2	1			✓	✓																						
3		2	1			✓	✓																						
4		2	1			✓	✓																						
5						✓																							
6						✓																							
7		2	1			✓	✓																						
8		2	1			✓	✓																						
9																													
10																													
11																													
12																													

pH Adjustment Log for Preserved Samples

Sample ID	Type of Preservative	pH upon receipt	Date preservation adjusted	Time preservation adjusted	Amount of Preservative added	Lot #

Note: Whenever there is a discrepancy affecting North Carolina compliance samples, a copy of this form will be sent to the North Carolina DENR Certification Office (i.e. Out of hold, incorrect preservative, out of temp, incorrect containers.

Pace Analytical

CHAIN-OF-CUSTODY / Analytical Request Document

The Chain-of-Custody is a LEGAL DOCUMENT. All relevant fields must be completed accurately.

Page: 1 of 1

Section A Required Client Information:

Company:	GA Power
Address:	Atlanta, GA
Email To:	SCS Contacts
Phone:	Fax:
Requested Due Date/TAT:	10 Day

Section B Required Project Information:

Report To:	SCS Contacts
Copy To:	Geosyntec Contacts
Purchase Order No.:	
Project Name:	Hammond AP-1
Project Number:	

Section C Invoice Information:

Attention:	Southern Co.
Company Name:	
Address:	
Pace Quote Reference:	
Pace Project Manager:	Bonnie Vang
Pace Profile #:	10839

REGULATORY AGENCY

☐ NPDES ☐ GROUND WATER ☐ DRINKING WATER
☐ UST ☐ RCRA ☑ OTHER CCR—

Site Location STATE: GA

Section D Required Client Information

Valid Matrix Codes

MATRIX	CODE
DRINKING WATER	DW
WATER	WT
WASTE WATER	WW
PRODUCT	P
SOIL/SOLID	SL
OIL	OL
WIPE	WP
AIR	AR
OTHER	OT
TISSUE	TS

SAMPLE ID (A-Z, 0-9 / ,-) Sample IDs MUST BE UNIQUE

Requested Analysis Filtered (Y/N): Chloride, Fluoride, Sulfate (N); Full App. III and IV metals (N); Major Ions (Profile 10839-2) (N); TDS (N); Boron and Molybdenum (N); Boron and Arsenic (N)

ITEM #	SAMPLE ID	MATRIX CODE (see valid codes to left)	SAMPLE TYPE (G=GRAB C=COMP)	COLLECTED COMPOSITE DATE	COLLECTED COMPOSITE TIME	COLLECTED COMPOSITE DATE	COLLECTED COMPOSITE TIME	SAMPLE TEMP AT COLLECTION	# OF CONTAINERS	Unpreserved	H_2SO_4	HNO_3	HCl	NaOH	$Na_2S_2O_3$	Methanol	Other	Chloride, Fluoride, Sulfate	Full App. III and IV metals	Major Ions (Profile 10839-2)	TDS	Boron and Molybdenum	Boron and Arsenic	Residual Chlorine (Y/N)	Pace Project No./ Lab I.D. 92682397
1	HAM-PT-07	WG	G	8/9/2023	1759			21	5	3		1					1	X	X	X	X			N	001
2	HAM-PT-08	WG	G	8/9/2023	1050			21	5	3		1					1	X	X	X	X			N	002
3	HAM-PT-09	WG	G	8/9/2023	1442			22	5	3		1					1	X	X	X	X			N	003
4	HAM-PT-10	WG	G	8/9/2023	1305			22	5	3		1					1	X	X	X	X			N	004
5	HAM-MW-53	WG	G	8/9/2023	1640			20	1			1										X		N	005
6	HAM-MW-54	WG	G	8/9/2023	1651			23	1			1											X	N	006
7	HAM-AP1-FD-06	WG	G	8/9/2023	0000			22	5	3		1					1	X	X	X	X			N	007
8	HAM-AP1-FB-06	WQ	G	8/9/2023	1650	TK 8/9/2023		22	5	3		1					1	X	X	X	X			N	008
9																									Last Sample
10																									
11																									
12						TK 8/9/2023																			

ADDITIONAL COMMENTS	RELINQUISHED BY / AFFILIATION	DATE	TIME	ACCEPTED BY / AFFILIATION	DATE	TIME	SAMPLE CONDITIONS
Task Code: HAM-CCR-CA-20230809	[signature] / Geosyntec	8/11/2023	1312	Ryan Williams / Pace	8/11/2023	1312	
	Ryan Williams / PACE	8/11/2023	1535	[signature]	8/11/23	1535	

SAMPLER NAME AND SIGNATURE

PRINT Name of SAMPLER: Thomas Kessler, Elisabeth McDonnell / Geosyntec Consultants, Inc.

SIGNATURE of SAMPLER: [signature] DATE Signed (MM/DD/YY): 08/09/2023

Temp in °C | Received on Ice (Y/N) | Custody Sealed Cooler (Y/N) | Samples Intact (Y/N)

*Important Note: By signing this form you are accepting Pace's NET 30 day payment terms and agreeing to late charges of 1.5% per month for any invoices not paid within 30 days.

Field Sampling Forms

Low-Flow Test Report:

Test Date / Time: 7/13/2023 3:37:26 PM
Project: GW6581
Operator Name: Alana Neely

Location Name: PT-07 **Well Diameter: 2 in** **Casing Type: PVC** **Screen Length: 10 ft** **Top of Screen: 38.6 ft** **Total Depth: 48.6 ft** **Initial Depth to Water: 25.3 ft**	**Pump Type: Peri** **Tubing Type: Poly** **Pump Intake From TOC: 43.6 ft** **Estimated Total Volume Pumped: 9 L** **Flow Cell Volume: 90 ml** **Final Flow Rate: 200 ml/min Final Draw Down: 0 ft**	**Instrument Used: Aqua TROLL 400** **Serial Number: 884187**

Test Notes:
Five bottles: Full App III and IV and Geochem

Weather Conditions:
73-91 deg F sunny

Low-Flow Readings:

Date Time	Elapsed Time	pH	Temperature	Specific Conductivity	RDO Concentration	Turbidity	ORP	Depth to Water	Flow
		+/- 0.1	+/- 0.5	+/- 5 %	+/- 0.2	+/- 5	+/- 10	+/- 0.3	
7/13/2023 3:37 PM	00:00	6.80 pH	28.25 °C	1,056.0 µS/cm	1.39 mg/L	21.70 NTU	-108.6 mV	25.30 ft	200.00 ml/min
7/13/2023 3:42 PM	05:00	6.81 pH	26.88 °C	1,079.0 µS/cm	0.68 mg/L	21.30 NTU	-111.1 mV	25.30 ft	200.00 ml/min
7/13/2023 3:47 PM	10:00	6.82 pH	26.52 °C	1,072.1 µS/cm	0.49 mg/L	18.70 NTU	-127.0 mV	25.30 ft	200.00 ml/min
7/13/2023 3:52 PM	15:00	6.80 pH	27.35 °C	1,080.9 µS/cm	0.48 mg/L	16.00 NTU	-128.2 mV	25.30 ft	200.00 ml/min
7/13/2023 3:57 PM	20:00	6.77 pH	27.44 °C	979.74 µS/cm	0.41 mg/L	9.81 NTU	-113.5 mV	25.30 ft	200.00 ml/min
7/13/2023 4:02 PM	25:00	6.76 pH	27.85 °C	1,068.5 µS/cm	0.35 mg/L	9.08 NTU	-126.8 mV	25.30 ft	200.00 ml/min
7/13/2023 4:07 PM	30:00	6.76 pH	27.68 °C	1,061.0 µS/cm	0.32 mg/L	6.69 NTU	-111.9 mV	25.30 ft	200.00 ml/min
7/13/2023 4:12 PM	35:00	6.75 pH	27.81 °C	1,069.4 µS/cm	0.29 mg/L	6.01 NTU	-125.6 mV	25.30 ft	200.00 ml/min
7/13/2023 4:17 PM	40:00	6.76 pH	27.26 °C	1,064.5 µS/cm	0.30 mg/L	4.91 NTU	-111.0 mV	25.30 ft	200.00 ml/min

Samples

Sample ID:	Description:
HAM-PT-07	Grab.

HAM-AP1-FD-01	Grab.

Created using VuSitu from In-Situ, Inc.

Low-Flow Test Report:

Test Date / Time: 7/13/2023 5:11:34 PM
Project: GW6581
Operator Name: Alana Neely

Location Name: PT-08 **Well Diameter: 2 in** **Casing Type: PVC** **Screen Length: 10 ft** **Top of Screen: 33 ft** **Total Depth: 43 ft** **Initial Depth to Water: 22.2 ft**	**Pump Type: Peri** **Tubing Type: Poly** **Pump Intake From TOC: 38 ft** **Estimated Total Volume Pumped: 8 L** **Flow Cell Volume: 90 ml** **Final Flow Rate: 200 ml/min Final Draw Down: 0.1 ft**	**Instrument Used: Aqua TROLL 400** **Serial Number: 884187**

Test Notes:
Five bottles: Full App III and IV and Geochem
Weather Conditions:
73-91 deg F sunny
Low-Flow Readings:

Date Time	Elapsed Time	pH	Temperature	Specific Conductivity	RDO Concentration	Turbidity	ORP	Depth to Water	Flow
		+/- 0.1	+/- 0.5	+/- 5 %	+/- 0.2	+/- 5	+/- 10	+/- 0.3	
7/13/2023 5:11 PM	00:00	6.70 pH	26.09 °C	930.24 µS/cm	0.88 mg/L	20.20 NTU	-77.5 mV	22.30 ft	200.00 ml/min
7/13/2023 5:16 PM	05:00	6.68 pH	24.72 °C	960.77 µS/cm	1.07 mg/L	19.70 NTU	-81.4 mV	22.30 ft	200.00 ml/min
7/13/2023 5:21 PM	10:00	6.67 pH	24.21 °C	962.53 µS/cm	0.13 mg/L	24.30 NTU	-101.1 mV	22.30 ft	200.00 ml/min
7/13/2023 5:26 PM	15:00	6.66 pH	24.14 °C	972.51 µS/cm	0.11 mg/L	22.50 NTU	-107.9 mV	22.30 ft	200.00 ml/min
7/13/2023 5:31 PM	20:00	6.67 pH	24.49 °C	1,002.9 µS/cm	0.10 mg/L	8.59 NTU	-124.8 mV	22.30 ft	200.00 ml/min
7/13/2023 5:36 PM	25:00	6.68 pH	24.12 °C	999.67 µS/cm	0.08 mg/L	6.25 NTU	-115.1 mV	22.30 ft	200.00 ml/min
7/13/2023 5:41 PM	30:00	6.66 pH	24.79 °C	1,007.2 µS/cm	0.09 mg/L	7.11 NTU	-116.7 mV	22.30 ft	200.00 ml/min
7/13/2023 5:46 PM	35:00	6.66 pH	24.53 °C	1,007.1 µS/cm	0.09 mg/L	4.41 NTU	-124.9 mV	22.30 ft	200.00 ml/min

Samples

Sample ID:	Description:
HAM-PT-08	Grab.

Low-Flow Test Report:

Test Date / Time: 7/13/2023 11:06:04 AM
Project: GW6581
Operator Name: Alana Neely

Location Name: PT-09 **Well Diameter: 2 in Casing** **Type: PVC** **Screen Length: 10 ft** **Top of Screen: 18.5 ft** **Total Depth: 28.5 ft** **Initial Depth to Water: 14 ft**	**Pump Type: Peri** **Tubing Type: Poly** **Pump Intake From TOC: 23.5 ft** **Estimated Total Volume Pumped: 25.25 L** **Flow Cell Volume: 90 ml** **Final Flow Rate: 250 ml/min Final Draw Down: 0.1 ft**	**Instrument Used: Aqua TROLL 400** **Serial Number: 884187**

Test Notes:
Five bottles: Full App III and IV and Geochem

Weather Conditions:
73-91 deg F sunny

Low-Flow Readings:

Date Time	Elapsed Time	pH	Temperature	Specific Conductivity	RDO Concentration	Turbidity	ORP	Depth to Water	Flow
		+/- 0.1	+/- 0.5	+/- 5 %	+/- 0.2	+/- 5	+/- 10	+/- 0.3	
7/13/2023 11:06 AM	00:00	6.47 pH	23.91 °C	730.32 µS/cm	0.18 mg/L	3.55 NTU	32.8 mV	14.10 ft	250.00 ml/min
7/13/2023 11:07 AM	01:07	6.52 pH	23.22 °C	743.74 µS/cm	0.15 mg/L	-	11.4 mV	14.10 ft	250.00 ml/min
7/13/2023 11:12 AM	06:07	6.56 pH	22.23 °C	753.03 µS/cm	0.09 mg/L	2.51 NTU	6.0 mV	14.10 ft	250.00 ml/min
7/13/2023 11:17 AM	11:07	6.57 pH	22.47 °C	754.10 µS/cm	0.06 mg/L	2.49 NTU	3.4 mV	14.10 ft	250.00 ml/min
7/13/2023 11:22 AM	16:07	6.57 pH	22.10 °C	764.27 µS/cm	0.05 mg/L	4.55 NTU	-9.5 mV	14.10 ft	250.00 ml/min
7/13/2023 11:27 AM	21:07	6.58 pH	22.12 °C	768.51 µS/cm	0.04 mg/L	3.98 NTU	-12.2 mV	14.10 ft	250.00 ml/min
7/13/2023 11:32 AM	26:08	6.42 pH	22.27 °C	729.76 µS/cm	0.04 mg/L	4.56 NTU	4.1 mV	14.10 ft	250.00 ml/min
7/13/2023 11:37 AM	31:08	6.57 pH	22.45 °C	763.33 µS/cm	0.03 mg/L	10.50 NTU	3.6 mV	14.10 ft	250.00 ml/min
7/13/2023 11:42 AM	36:08	6.56 pH	22.99 °C	768.69 µS/cm	0.03 mg/L	16.20 NTU	-19.3 mV	14.10 ft	250.00 ml/min
7/13/2023 11:47 AM	41:08	6.45 pH	23.29 °C	723.65 µS/cm	0.03 mg/L	16.60 NTU	6.2 mV	14.10 ft	250.00 ml/min
7/13/2023 11:52 AM	46:08	6.54 pH	23.37 °C	768.73 µS/cm	0.04 mg/L	16.00 NTU	14.3 mV	14.10 ft	250.00 ml/min
7/13/2023 11:57 AM	51:08	6.56 pH	23.35 °C	767.51 µS/cm	0.03 mg/L	18.00 NTU	12.2 mV	14.10 ft	250.00 ml/min
7/13/2023 12:02 PM	56:08	6.56 pH	23.59 °C	770.87 µS/cm	0.02 mg/L	16.30 NTU	3.5 mV	14.10 ft	250.00 ml/min

7/13/2023 12:07 PM	01:01:08	6.56 pH	23.26 °C	771.12 µS/cm	0.02 mg/L	20.10 NTU	5.6 mV	14.10 ft	250.00 ml/min
7/13/2023 12:12 PM	01:06:08	6.56 pH	23.45 °C	773.37 µS/cm	0.02 mg/L	16.70 NTU	7.1 mV	14.10 ft	250.00 ml/min
7/13/2023 12:17 PM	01:11:08	6.56 pH	23.36 °C	775.77 µS/cm	0.02 mg/L	13.30 NTU	9.8 mV	14.10 ft	250.00 ml/min
7/13/2023 12:22 PM	01:16:08	6.57 pH	24.10 °C	773.97 µS/cm	0.02 mg/L	11.81 NTU	14.8 mV	14.10 ft	250.00 ml/min
7/13/2023 12:26 PM	01:20:29	6.57 pH	23.62 °C	771.90 µS/cm	0.02 mg/L	10.18 NTU	15.0 mV	14.10 ft	250.00 ml/min
7/13/2023 12:31 PM	01:25:29	6.57 pH	23.66 °C	776.24 µS/cm	0.02 mg/L	9.43 NTU	18.2 mV	14.10 ft	250.00 ml/min
7/13/2023 12:36 PM	01:30:29	6.57 pH	24.30 °C	779.12 µS/cm	0.02 mg/L	7.91 NTU	16.2 mV	14.10 ft	250.00 ml/min
7/13/2023 12:41 PM	01:35:29	6.57 pH	24.48 °C	779.77 µS/cm	0.02 mg/L	4.95 NTU	18.4 mV	14.10 ft	250.00 ml/min

Samples

Sample ID:	Description:
HAM-PT-09	Grab.

Low-Flow Test Report:

Test Date / Time: 7/13/2023 1:16:15 PM
Project: GW6581
Operator Name: Alana Neely

Location Name: PT-10 **Well Diameter: 2 in** **Casing Type: PVC** **Screen Length: 10 ft** **Top of Screen: 18 ft** **Total Depth: 28 ft** **Initial Depth to Water: 14 ft**	**Pump Type: Peri** **Tubing Type: Poly** **Pump Intake From TOC: 23 ft** **Estimated Total Volume Pumped: 12 L** **Flow Cell Volume: 90 ml** **Final Flow Rate: 200 ml/min Final Draw Down: 0.3 ft**	**Instrument Used: Aqua TROLL 400** **Serial Number: 884187**

Test Notes:
Five bottles: Full App III and IV and Geochem

Weather Conditions:
73-91 deg F; sunny

Low-Flow Readings:

Date Time	Elapsed Time	pH	Temperature	Specific Conductivity	RDO Concentration	Turbidity	ORP	Depth to Water	Flow
		+/- 0.1	+/- 0.5	+/- 5 %	+/- 0.2	+/- 10	+/- 10	+/- 0.3	
7/13/2023 1:16 PM	00:00	7.05 pH	24.25 °C	808.38 µS/cm	0.31 mg/L	11.60 NTU	-135.4 mV	14.30 ft	200.00 ml/min
7/13/2023 1:21 PM	04:45	7.04 pH	22.90 °C	832.12 µS/cm	0.49 mg/L	20.60 NTU	-134.8 mV	14.30 ft	200.00 ml/min
7/13/2023 1:25 PM	09:02	7.05 pH	22.36 °C	827.40 µS/cm	0.12 mg/L	18.10 NTU	-142.1 mV	14.30 ft	200.00 ml/min
7/13/2023 1:30 PM	14:02	7.04 pH	21.87 °C	835.53 µS/cm	0.10 mg/L	13.20 NTU	-136.6 mV	14.30 ft	200.00 ml/min
7/13/2023 1:35 PM	19:02	7.03 pH	22.00 °C	831.33 µS/cm	0.08 mg/L	12.47 NTU	-182.4 mV	14.30 ft	200.00 ml/min
7/13/2023 1:40 PM	24:02	7.03 pH	22.23 °C	834.62 µS/cm	0.06 mg/L	10.64 NTU	-179.2 mV	14.30 ft	200.00 ml/min
7/13/2023 1:45 PM	29:02	7.02 pH	21.83 °C	837.40 µS/cm	0.05 mg/L	9.54 NTU	-126.6 mV	14.30 ft	200.00 ml/min
7/13/2023 1:50 PM	34:02	7.02 pH	22.13 °C	840.48 µS/cm	0.05 mg/L	8.72 NTU	-173.7 mV	14.30 ft	200.00 ml/min
7/13/2023 1:55 PM	39:02	7.02 pH	21.98 °C	834.18 µS/cm	0.04 mg/L	7.59 NTU	-122.1 mV	14.30 ft	200.00 ml/min
7/13/2023 2:00 PM	44:02	7.01 pH	21.89 °C	840.03 µS/cm	0.04 mg/L	6.56 NTU	-118.7 mV	14.30 ft	200.00 ml/min
7/13/2023 2:05 PM	49:02	7.01 pH	22.10 °C	840.92 µS/cm	0.03 mg/L	5.64 NTU	-163.8 mV	14.30 ft	200.00 ml/min
7/13/2023 2:10 PM	54:02	7.01 pH	21.95 °C	842.15 µS/cm	0.03 mg/L	4.94 NTU	-161.5 mV	14.30 ft	200.00 ml/min

Samples

Sample ID:	Description:
HAM-PT-10	Grab.

Created using VuSitu from In-Situ, Inc.

Low-Flow Test Report:

Test Date / Time: 8/9/2023 5:24:44 PM
Project: GP-Plant Hammond
Operator Name: Thomas Kessler

Location Name: PT-07 **Well Diameter: 2 in** **Casing Type: PVC** **Screen Length: 10 ft** **Top of Screen: 38.6 ft** **Total Depth: 47.94 ft** **Initial Depth to Water: 25.05 ft**	**Pump Type: Peri** **Tubing Type: Poly** **Pump Intake From TOC: 43.8 ft** **Estimated Total Volume Pumped: 8 liter** **Flow Cell Volume: 90 ml** **Final Flow Rate: 200 ml/min** **Final Draw Down: 0.05 ft**	**Instrument Used: Aqua TROLL 400** **Serial Number: 850724**

Test Notes:
Five bottles: Baseline Sampling and Major Ions

Weather Conditions:
Cloudy, 80 Degrees F

Low-Flow Readings:

Date Time	Elapsed Time	pH	Temperature	Specific Conductivity	RDO Concentration	Turbidity	ORP	Depth to Water	Flow
		+/- 0.1	+/- 0.5	+/- 5 %	+/- 0.2	+/- 5	+/- 10	+/- 0.3	
8/9/2023 5:24 PM	00:00	6.69 pH	22.70 °C	979.72 µS/cm	0.65 mg/L	6.30 NTU	-88.9 mV	25.10 ft	200.00 ml/min
8/9/2023 5:29 PM	05:00	6.73 pH	21.85 °C	986.58 µS/cm	0.43 mg/L	4.87 NTU	-89.0 mV	25.10 ft	200.00 ml/min
8/9/2023 5:34 PM	10:00	6.76 pH	21.55 °C	992.34 µS/cm	0.48 mg/L	4.83 NTU	-89.8 mV	25.10 ft	200.00 ml/min
8/9/2023 5:39 PM	15:00	6.78 pH	21.44 °C	993.38 µS/cm	0.33 mg/L	5.08 NTU	-107.7 mV	25.10 ft	200.00 ml/min
8/9/2023 5:44 PM	20:00	6.79 pH	21.42 °C	1,008.3 µS/cm	0.41 mg/L	1.91 NTU	-90.6 mV	25.10 ft	200.00 ml/min
8/9/2023 5:49 PM	25:00	6.80 pH	21.36 °C	1,010.3 µS/cm	0.30 mg/L	0.80 NTU	-90.8 mV	25.10 ft	200.00 ml/min
8/9/2023 5:54 PM	30:00	6.82 pH	21.19 °C	1,012.4 µS/cm	0.40 mg/L	0.18 NTU	-90.9 mV	25.10 ft	200.00 ml/min

Samples

Sample ID:	Description:
HAM-PT-07	Grab.

Low-Flow Test Report:

Test Date / Time: 8/9/2023 10:03:54 AM
Project: GP-Plant Hammond
Operator Name: Elisabeth McDonnell

Location Name: PT-08 **Well Diameter: 2 in** **Casing Type: PVC** **Screen Length: 10 ft** **Top of Screen: 28.8 ft** **Total Depth: 42.0 ft** **Initial Depth to Water: 23.6 ft**	**Pump Type: Bladder pump** **Tubing Type: Peri** **Pump Intake From TOC: 37.3 ft** **Estimated Total Volume Pumped: 8 liter** **Flow Cell Volume: 90 ml** **Final Flow Rate: 160 ml/min** **Final Draw Down: 0.04 m**	**Instrument Used: Aqua TROLL 400** **Serial Number: 989630**

Test Notes:
Five bottles: Baseline Sampling and Major Ions

Weather Conditions:
Cloudy, 80 Degrees F

Low-Flow Readings:

Date Time	Elapsed Time	pH	Temperature	Specific Conductivity	RDO Concentration	Turbidity	ORP	Depth to Water	Flow
		+/- 0.1	+/- 0.5	+/- 5 %	+/- 0.2	+/- 5	+/- 10	+/- 0.3	
8/9/2023 10:03 AM	00:00	6.80 pH	20.72 °C	943.04 µS/cm	2.15 mg/L	15.50 NTU	-57.8 mV	23.64 ft	160.00 ml/min
8/9/2023 10:08 AM	05:00	6.81 pH	20.71 °C	915.43 µS/cm	1.51 mg/L	10.90 NTU	-60.5 mV	23.63 ft	160.00 ml/min
8/9/2023 10:13 AM	10:00	6.81 pH	20.73 °C	905.45 µS/cm	1.62 mg/L	7.91 NTU	-61.7 mV	23.65 ft	160.00 ml/min
8/9/2023 10:18 AM	15:00	6.82 pH	20.59 °C	908.95 µS/cm	2.77 mg/L	4.08 NTU	-82.5 mV	23.64 ft	160.00 ml/min
8/9/2023 10:23 AM	20:00	6.82 pH	20.63 °C	911.77 µS/cm	1.38 mg/L	4.45 NTU	-84.8 mV	23.64 ft	160.00 ml/min
8/9/2023 10:28 AM	25:00	6.82 pH	20.57 °C	907.31 µS/cm	1.20 mg/L	4.04 NTU	-64.7 mV	23.63 ft	160.00 ml/min
8/9/2023 10:33 AM	30:00	6.83 pH	20.52 °C	905.19 µS/cm	0.97 mg/L	2.96 NTU	-85.5 mV	23.63 ft	160.00 ml/min
8/9/2023 10:38 AM	35:00	6.83 pH	20.58 °C	911.05 µS/cm	0.84 mg/L	3.40 NTU	-64.5 mV	23.63 ft	160.00 ml/min
8/9/2023 10:43 AM	40:00	6.82 pH	20.60 °C	909.15 µS/cm	0.94 mg/L	3.98 NTU	-84.4 mV	23.64 ft	160.00 ml/min

Samples

Sample ID:	Description:
HAM-PT-08	Grab.
HAM-AP1-FD-06	Grab.

Low-Flow Test Report:

Test Date / Time: 8/9/2023 1:27:10 PM
Project: GP-Plant Hammond
Operator Name: Elisabeth McDonnell

Location Name: PT-09 **Well Diameter: 2 in** **Casing Type: PVC** **Screen Length: 10 ft** **Top of Screen: 28.8 ft** **Total Depth: 30.75 ft** **Initial Depth to Water: 14.99 ft**	**Pump Type: Peri** **Tubing Type: Poly** **Pump Intake From TOC: 26 ft** **Estimated Total Volume Pumped: 1.5 liter** **Flow Cell Volume: 90 ml** **Final Flow Rate: 200 ml/min** **Final Draw Down: 0 m**	**Instrument Used: Aqua TROLL 400** **Serial Number: 989630**

Test Notes:
Five bottles: Baseline Sampling and Major Ions

Weather Conditions:
Cloudy, 80 Degrees F

Low-Flow Readings:

Date Time	Elapsed Time	pH	Temperature	Specific Conductivity	RDO Concentration	Turbidity	ORP	Depth to Water	Flow
		+/- 0.1	+/- 0.5	+/- 5 %	+/- 0.2	+/- 5	+/- 10	+/- 0.3	
8/9/2023 1:27 PM	00:00	6.76 pH	21.93 °C	745.27 µS/cm	4.47 mg/L	2.02 NTU	56.2 mV	14.99 ft	200.00 ml/min
8/9/2023 1:32 PM	05:00	6.81 pH	21.68 °C	771.52 µS/cm	3.35 mg/L	1.11 NTU	52.3 mV	14.99 ft	200.00 ml/min
8/9/2023 1:37 PM	10:00	6.85 pH	21.44 °C	786.50 µS/cm	2.58 mg/L	1.46 NTU	28.7 mV	14.99 ft	200.00 ml/min
8/9/2023 1:42 PM	15:00	6.86 pH	21.30 °C	797.33 µS/cm	6.17 mg/L	2.12 NTU	16.0 mV	14.99 ft	200.00 ml/min
8/9/2023 1:47 PM	20:00	6.87 pH	21.28 °C	797.79 µS/cm	2.58 mg/L	2.86 NTU	19.9 mV	14.99 ft	200.00 ml/min
8/9/2023 1:52 PM	25:00	6.88 pH	21.32 °C	806.94 µS/cm	3.88 mg/L	3.70 NTU	15.9 mV	14.99 ft	200.00 ml/min
8/9/2023 1:57 PM	30:00	6.88 pH	21.25 °C	797.98 µS/cm	0.84 mg/L	3.86 NTU	11.7 mV	14.99 ft	200.00 ml/min
8/9/2023 2:02 PM	35:00	6.88 pH	21.20 °C	794.19 µS/cm	0.80 mg/L	3.31 NTU	10.9 mV	14.99 ft	200.00 ml/min
8/9/2023 2:07 PM	40:00	6.88 pH	21.03 °C	791.25 µS/cm	1.44 mg/L	2.06 NTU	10.4 mV	14.99 ft	200.00 ml/min
8/9/2023 2:12 PM	45:00	6.89 pH	20.96 °C	770.10 µS/cm	0.72 mg/L	1.72 NTU	9.1 mV	14.99 ft	200.00 ml/min
8/9/2023 2:17 PM	50:00	6.88 pH	20.97 °C	792.63 µS/cm	0.55 mg/L	0.98 NTU	9.9 mV	14.99 ft	200.00 ml/min
8/9/2023 2:22 PM	55:00	6.89 pH	21.06 °C	791.96 µS/cm	1.03 mg/L	1.51 NTU	1.0 mV	14.99 ft	200.00 ml/min
8/9/2023 2:27 PM	01:00:00	6.89 pH	21.29 °C	791.26 µS/cm	0.63 mg/L	0.62 NTU	12.2 mV	14.99 ft	200.00 ml/min
8/9/2023 2:32 PM	01:05:00	6.89 pH	21.71 °C	825.29 µS/cm	0.44 mg/L	0.44 NTU	14.1 mV	14.99 ft	200.00 ml/min
8/9/2023 2:37 PM	01:10:00	6.89 pH	21.59 °C	826.86 µS/cm	0.58 mg/L	0.56 NTU	14.4 mV	14.99 ft	200.00 ml/min

Samples

Sample ID:	Description:
HAM-PT-09	Grab.

Low-Flow Test Report:

Test Date / Time: 8/9/2023 12:22:52 PM
Project: GP-Plant Hammond
Operator Name: Elisabeth McDonnell

Location Name: PT-10 **Well Diameter: 2 in** **Casing Type: PVC** **Screen Length: 10 ft** **Top of Screen: 20 ft** **Total Depth: 31.75 ft** **Initial Depth to Water: 15.05 ft**	**Pump Type: Peri** **Tubing Type: Poly** **Pump Intake From TOC: 25 ft** **Estimated Total Volume Pumped: 5.8 liter** **Flow Cell Volume: 90 ml** **Final Flow Rate: 160 ml/min** **Final Draw Down: 0.13 m**	**Instrument Used: Aqua TROLL 400** **Serial Number: 989630**

Test Notes:
Five bottles: Baseline Sampling and Major Ions

Weather Conditions:
Cloudy, 80 Degrees F

Low-Flow Readings:

Date Time	Elapsed Time	pH	Temperature	Specific Conductivity	RDO Concentration	Turbidity	ORP	Depth to Water	Flow
		+/- 0.1	+/- 0.5	+/- 5 %	+/- 0.2	+/- 5	+/- 10	+/- 0.3	
8/9/2023 12:22 PM	00:00	7.14 pH	22.18 °C	811.17 µS/cm	1.15 mg/L	24.10 NTU	-75.4 mV	15.18 ft	160.00 ml/min
8/9/2023 12:27 PM	05:00	7.15 pH	22.04 °C	798.04 µS/cm	0.38 mg/L	16.60 NTU	-75.5 mV	15.18 ft	160.00 ml/min
8/9/2023 12:32 PM	10:00	7.16 pH	21.96 °C	800.28 µS/cm	0.37 mg/L	11.80 NTU	-99.1 mV	15.18 ft	160.00 ml/min
8/9/2023 12:37 PM	15:00	7.16 pH	22.00 °C	793.73 µS/cm	0.33 mg/L	4.09 NTU	-78.0 mV	15.18 ft	160.00 ml/min
8/9/2023 12:42 PM	20:00	7.17 pH	21.46 °C	790.02 µS/cm	0.24 mg/L	4.11 NTU	-101.9 mV	15.18 ft	160.00 ml/min
8/9/2023 12:47 PM	25:00	7.18 pH	21.86 °C	782.36 µS/cm	0.16 mg/L	2.36 NTU	-81.4 mV	15.18 ft	160.00 ml/min
8/9/2023 12:52 PM	30:00	7.18 pH	21.79 °C	770.46 µS/cm	0.12 mg/L	4.55 NTU	-80.9 mV	15.18 ft	160.00 ml/min

Samples

Sample ID:	Description:
HAM-PT-10	Grab.

Calibration Forms

Geosyntec consultants

EQUIPMENT CALIBRATION LOG

Field Technician: Mana Neely

Date: 7/13/23

Time (start): 0850

Time (finish): 0910

smarTroll SN: 884187

Turbidity Meter Type: LaMote 2020we

SN: 7009-1416

Weather Conditions: 73-91, sunny

Facility and Unit: Plant Hammond

Project No.: GW6581

Calibration log

	Standard Lot # / Date of Expiration	Temp of Standard (°C)	Value of Standard	Initial Reading	Post-Cal Reading	Acceptable Range	Pass?	Comments
Specific Conductance (µS/cm)	222501 53 11/23	25.72	4490	4122.4	4487.6	+/- 5 %	Yes No	
pH (4)			4.00	4.02	4.00	+/- 0.1 SU	Yes No	
Mid-Day pH (4) check	–	–	4.00	–	–	+/- 0.1 SU	Yes No	
pH (7)	22168893 11/23	25.7	7.00	7.35	7.00	+/- 0.1 SU	Yes No	
Mid-Day pH (7) check	–	–	7.00	–	–	+/- 0.1 SU	Yes No	
pH (10)	21320202 12/23	25.5	10.00	10.3	10.0	+/- 0.1 SU	Yes No	
Mid-Day pH (10) check	–	–	10.00	–	–	+/- 0.1 SU	Yes No	
ORP (mV)	21390144 11/23	24.72	228	215.4	227.7	+/- 20mV	Yes No	
DO (%) (1pt, 100% water saturated air cal)	[redacted]		100	101.11%	100.001	+/- 6 % saturation	Yes No	
Turbidity 0 NTU			0	0.26	0.06	+/- 0.5 NTU	Yes No	
Turbidity 1 NTU			1.00	0.71	0.81	+/- 0.5 NTU	Yes No	
Turbidity 10 NTU			10.00	11.36	9.99	+/- 0.5 NTU	Yes No	

Geosyntec consultants

EQUIPMENT CALIBRATION LOG

Field Technician: Elisabeth McDonnell

Date: 8/9/23

Time (start): 830

Time (finish): 850

smarTroll SN: 989630

Turbidity Meter Type: La Motte 2020t

SN: 4109-2623

Weather Conditions: 70, cloudy

Facility and Unit: Plant Hammond

Project No.: GW6581

Calibration log

	Standard Lot # / Date of Expiration	Temp of Standard (°C)	Value of Standard	Initial Reading	Post-Cal Reading	Acceptable Range	Pass?	Comments
Specific Conductance (µS/cm)	22250153 11/23	23.18				+/- 5 %	Yes No	
pH (4)	↓		4.00	3.94	4.00	+/- 0.1 SU	Yes No	
Mid-Day pH (4) check						+/- 0.1 SU	Yes No	
pH (7)	2216893 11/23	23.48	7.0	6.85	7.0	+/- 0.1 SU	Yes No	
Mid-Day pH (7) check	↓					+/- 0.1 SU	Yes No	
pH (10)	21320202 12/23	23.70	10.0	10.6	10.0	+/- 0.1 SU	Yes No	
Mid-Day pH (10) check	↓					+/- 0.1 SU	Yes No	
ORP (mV)	21390149 11/23	23.85	228	230.90	228	+/- 20mV	Yes No	
DO (%) (1pt, 100% water saturated air cal)			100%	102.36%	100%	+/- 6 % saturation	Yes No	
Turbidity 0 NTU			0.0	0.0	0.0	+/- 0.5 NTU	Yes No	
Turbidity 1 NTU			1.0	1.0	1.0	+/- 0.5 NTU	Yes No	
Turbidity 10 NTU			10.0	11.1	10.4	+/- 0.5 NTU	Yes No	

Geosyntec consultants

EQUIPMENT CALIBRATION LOG

Field Technician: Thomas Kessler

Date: 8/9/23

Time (start): 0800

Time (finish): 0825

smarTroll SN: 650729

Turbidity Meter Type: LaMotte 2020we

SN: 1475-21011

Weather Conditions: foggy 75°

Facility and Unit: Plant Hammond

Project No: GLX8881

Calibration log

	Standard Lot # / Date of Expiration	Temp of Standard (°C)	Value of Standard	Initial Reading	Post-Cal Reading	Acceptable Range	Pass?	Comments
Specific Conductance (µS/cm)	2225053 11/23	21.91	4490	4562	4490	+/- 5 %	Yes / No	
pH (4)			4	4.04	4.0	+/- 0.1 SU	Yes / No	
Mid-Day pH (4) check	↓	22	4	4.03	—	+/- 0.1 SU	Yes / No	
pH (7)	2216893 11/23	22.77	~~7.06~~ 7.00	7.06	7.00	+/- 0.1 SU	Yes / No	
Mid-Day pH (7) check	↓	22	7	6.98	—	+/- 0.1 SU	Yes / No	
pH (10)	21320202 12/23	22.62	10.00	10.01	10.0	+/- 0.1 SU	Yes / No	
Mid-Day pH (10) check	↓	22	10	9.91	—	+/- 0.1 SU	Yes / No	
ORP (mV)	22760085 8/23		228	227.7	228	+/- 20mV	Yes / No	
DO (%) (1pt, 100% water saturated air cal)			100	99.08	100	+/- 6 % saturation	Yes / No	
Turbidity 0 NTU			0	.53	0	+/- 0.5 NTU	Yes / No	
Turbidity 1 NTU			1	.56	.93	+/- 0.5 NTU	Yes / No	
Turbidity 10 NTU			10	10.35	10.1	+/- 0.5 NTU	Yes / No	

APPENDIX C

Injection Field Forms

Injection Point Nomenclature Legend

IP-##	Injection point (IP) (*as shown on Figure 2*)
IP-## (#)	Offset IP with the distance (in ft) offset from the original IP indicated within parentheses.
IP-##A	Magnesium oxide (MgO) IP
IP-##A (#)	Offset MgO IP with the indicated offset distance from the original IP indicated with parentheses.

Injection Log

Project Name:	Plant Hammond AP- Corrective Measures	**Date:** 09/25/2023	Page 1 of ___
Project Number:	GW6551G	**Weather:** Sunny	
Field Personnel:	M. Sadhasivan	**Activity:** DPT injection	

Location: HGWC-8 Area	**Start: Date** 09/25/2023 **Time** 1415	**Finish: Date** ___ **Time** ___

	Well ID	Start Time (hr:mm)	Stop Time (hr:mm)	Volume Injected (gal)	Injection Pressure (psi)	Flowrate (GPM)	Notes
IP-05	17-19 ft	1415	1425	0	25psi	0.2	Couldn't inject water
	19-21 ft	1450			0	~8/1.2gpm	
	19-21 ft	1500	1545	~240	1.6	4.8	Batch over — Potable water
	19-21 ft	1610			0.9	4.3	
	19-21 ft	1620	1706	total ~492	1.0	4.4	Batch over.
	09/26/2023.						
	~~19-21 ft~~ ms						
	21-23 ft	0929	1003	~108	~1.9	3.4	Potable water
	21-23 ft	1003	1156	total ~500	1.5	4.3	
	23-25 ft	ms 1206	1255	~250	3.2	5.2	
	25-27 ft	1303	1352	~250	0.6	5.3	
	25-27	1400	1458	~250	1.2	5.5	
	23-25	1500	1550	~250	2.9	5.9	
	09/27/2023						
IP-08	19-21 ft	1058	1130	~250	2.8	5.7	FeSO4 at 0.11 lbs per 1000 gal
	19-21 ft	1130	1315	~600 ms	4.0	5.9	
	21-23 ft	1315	1540	~850	4.0	5.5	
	23-25 ft	1540	1715	ms ~500	3.9	6.4	
	~~23-25~~ ms	09/28/2023			~~3.5~~ ms	~~5.8~~ ms	
	23-25	0844	0950	350	3.5	5.8	
	25-27	0950	1220	850	3.0	6.2	
IP-05 (2)	19-21	1300	1310	50	3.9	5.2	Stops injection due to
	19-21	1341	1430	250	3.9	5.4	hose un-threaded from
	19-21	1430	1615	550	4.0	5.2	end cap
	21-23	1615	1650	200	4.0	6.0	

Injection Log

Project Name:	Plant Hammond AP 1 corrective measures	**Date:** 09/29/2023	Page 2 of ___
Project Number:	GW058/G	**Weather:**	Sunny
Field Personnel:	M. Sadhanvan	**Activity:**	DPT Injection

Location: HGWC-8 area	**Start: Date**_____ **Time**_____	**Finish: Date**_____ **Time**_____

	Well ID	Start Time (hr:mm)	Stop Time (hr:mm)	Volume Injected (gal)	Injection Pressure (psi)	Flowrate (GPM)	Notes
09/29/2023							
IP-05(2)	21-23	0828	0913	250	3.6	5.6	
	21-23	0913	0958	250	4	5.6	
	21-23	0958	1025	150	4	5.6	
	23-25	1025	1058	100	4	3	
	23-25	1058	1419	750	4	4.2	
	25-27	1419	1459	250	4	6.2	
	25-27	1459	1541	250	4	6	
	25-27	1541	1627	250	4	5.5	
	25-27	1627	1645	100	4	5.6	
IP-07	09/30/2023						
	19-21	0853	0957	250	4	3.9	
	19-21	0957	1116	250	4	3.2	
	19-21	1116	1239	250	4	3	
	19-21	1239	1312	100	4	3	
	21-23	1312	1334	150	4	6.8	
	21-23	1334	1412	250	4	6.6	
	21-23	1412	1450	250	4	6.6	
	21-23	1450	1521	200	4	6.5	
	23-25	1521	1533	50	4	4.1	
	23-25	1533	1637	250	4	3.9	
	10/01/2023						
IP-07	23-25	0745	0834	250	4	5.1	
	23-25	0834	0919	250	4	5.6	
	23-25	0919	0928	50	4	5.6	
	25-27	0928	1002	200	4	5.9	

Injection Log

Project Name: Plant Hammond AP-1 corrective measures **Date:** 10/10/2023 **Page** 3 **of** ___
Project Number: GW6581G **Weather:** Sunny
Field Personnel: M. Sadhasivam **Activity:** DPT injection

Location: HGWC-8 area **Start: Date** ___ **Time** ___ **Finish: Date** ___ **Time** ___

	Well ID 10/01/2023	Start Time (hr:mm)	Stop Time (hr:mm)	Volume Injected (gal)	Injection Pressure (psi)	Flowrate (GPM)	Notes
IP-07	25-27	1002	1046	250	4	5.7	
	25-27	1046	1132	250	4	5.5	
	25-27	1132	1158	150	4	5.8	
IP-06	19-21	1238	1257	100	4	5.3	
	19-21	1257	1406	250	4	3.6	
	19-21	1406	1526	250	4	3.1	
	19-21	1526	1650	250	4	2.9	
	10/02/2023						
IP-06	21-23	0750	0839	250	4	5.1	
	21-23	0839	0925	250	4	5.5	
	21-23	0925	1009	250	4	5.7	
	21-23	1009	1028	100	4	5.3	
	23-25	1028	1116	150	4	3.1	
	23-25	1116	1210	250	4	4.6	
	23-25	1210	1305	250	4	4.5	
	23-25	1305	1350	200	4	4.5	
	25-27	1350	1407	50	4	2.9	
	25-27	1407	1520	250	4	3.4	
	25-27	1520	1630	250	4	3.6	
	25-27	1630	1645	50	4	3.3	
	10/03/2023						
IP-06	25-27	0823	0925	250	4	3.2	

Injection Log

Project Name: Plant Hammond AP-1 corrective measures
Project Number: ~~GW6~~ 5816
Field Personnel: M. Sadhasivan
Date: 10/04/2023
Weather: Sunny
Activity: DPT injection.
Page 1 **of** ___

Location: HPGWC-13 area
Start: Date 04 10/04/23 **Time** ___
Finish: Date ___ **Time** ___

Well ID	Start Time (hr:mm)	Stop Time (hr:mm)	Volume Injected (gal)	Injection Pressure (psi)	Flowrate (GPM)	Notes
IP-01(2)						
10/04/2023						
35-37 ft	11:15	1400	238	11	1.4	
10/09/2023						
IP-01(3) 37-39	1339	1415	175	11	3.9	
39-41	1419	1453	175	10	4.5	
41-43	1520	1601	175	11	4.5	
43-45	1605	1633	55	11	1.5	
10/10/2023						
IP-04(2) 35-37	0911	0949	175	11	5.0	
37-39	0953	1028	175	11	5.0	
39-41	1033	1118	175	11	3.9	
41-43	1124	1515	175	11	0.8	
45-47	1526	1735	350	11	4.4	
10/11/2023						
IP-04(2) 47-49	0750	0914	350	11	5.0	
IP-03 33-35	1049	1143	175	11	3.4	
IP-03 33-35	1147	1310	175	11	2.1	
IP-03 35-37	1315	1424	350	7.0	5.0	
IP-03 36.5-38.5	1442	1520	175	1.5	5.0	
IP-03 36.5-38.5	1520	1606	175	1.1	5.0	
IP-03(2) 41-43	1720	1754	175	1.2	5.0	
10/12/2023						
IP-03(2) 41-43	0800	0838	175	1.0	4.9	
IP-03(2) 43-45	0845	0956	350	3.5	5.0	

Injection Log

Project Name: Plant Hammond AP-1 Corrective Measures **Date:** 10/12/2023 **Page** 2 **of** ___
Project Number: GW6581G **Weather:** Cloudy
Field Personnel: M. Sadhasivan **Activity:** DPT injection

Location: HGWC-13 area **Start: Date** 10/12/23 **Time** ___ **Finish: Date** ___ **Time** ___

	Well ID	Start Time (hr:mm)	Stop Time (hr:mm)	Volume Injected (gal)	Injection Pressure (psi)	Flowrate (GPM)	Notes
IP-03(2)	45-47	1003	1113	350	3.0	5.0	
IP-03(2)	47-49	1120	1232	350	2.2	5.0	
IP-02	35-37	1317	1439	350	11	5.0	
IP-02	37-39	1445	1602	350	11	5.0	
IP-02	39-41	1618	1733	50	11	0.6	
	10/13/2023						
IP-02	41-43	0855	0955	350	11	3.5	
IP-02	43-45	1045	1207	175	11	2.2	
IP-02	43-45	1207	1250	175	11	3.6	
IP-02	45-47	1302	1415	350	3.8	4.6	
IP-02	47-49 ms	1420	1537	350	4	4.7	
	46.5-48.5						
IP-01(4)	33-35	1630	1726	175	11	3.0	
	10/14/2023						
IP-01(4)	33-35	0847	0931	175	11	4.0	
IP-01(4)	35-37	0942	1107	350	11	4.2	
IP-01(4)	37-39	1114	1248	350	11	4.2	
IP-01(4)	39-41	1254	1415	350	11	5.0	
IP-01(4)	41-43	1420	1547	50	11	0.6	
IP-01(4)	47-49	1604	1720	350	10	5.0	
	10/15/2023						
IP-08A	19-21	1148	1351	310	4.0	2.6	Daylighting
IP-08A	19-21	1457	1657	425	4.0	3.5	

Injection Log

Project Name:	Plant Hammond Corrective measures	Date: 10/16/2023	Page 3 of ___
Project Number:	GW6581G	Weather: Partly cloudy	
Field Personnel:	M. Sadhesivan	Activity: IPT injection	

Location: HG, WC - 8 area	Start: Date 10/16/23 Time ___	Finish: Date ___ Time ___

Well ID	Start Time (hr:mm)	Stop Time (hr:mm)	Volume Injected (gal)	Injection Pressure (psi)	Flowrate (GPM)	Notes
IP-0440 10/16/2023						
19-21	0741	0815	115	4.0	3.5	MgO
21-23	0815	0845	135	4.0	4.9	MgO
21-23	0845	0932	250	4.0	4.7	MgO
21-23	0932	1032	250	4.0	4.5	MgO
21-23	1032	1127	225	4.0	4.3	MgO
23-25	1127	1219	250	4.0	5.0	MgO
23-25	1219	1317	250	4.0	4.3	MgO
23-25	1317	1333	75	4.0	4.2	MgO
23-25	1524	1639	275	4.0	3.6	MgO + $FeSO_4$
25-27	1642	1732	265	3.9	4.9	$FeSO_4$
10/17/2023						
25-27	0739	0855	250	2.8	3.5	$FeSO_4$
25-27	0855	1014	250	2.5	3.0	$FeSO_4$
25-27	1014	1048	85	2.5	3.8	$FeSO_4$

Injectate Batch Preparation Log

Project Name: Plant Hammond AP-1 injections
Page 1 of 1
Project Number: GW6581G
Field Personnel: M. Sadhasivan
Date: 09/25/2023
Weather: Sunny

	Batch #	Tank Fill			FeSO4		Geochemical Parameters						Comments
		Start Time (hr:mm)	End Time (hr:mm)	Volume (gallons)	Time (hr:mm)	Amount (lb)	Time (hr:mm)	Temp (°C)	pH (SU)	Sp. Cond (mS/cm³)	DO (mg/L)	ORP (mV)	
09/25/23	Potable water	1100	1105	250	–	–	13:05	23.93	7.34	0.20	8.41	379.2	
09/25/23	Potable water	1550	1553	250	–	–	1555	25.01	7.66	0.19	7.86	562.0	
09/26/23	Potable water	0800	0820	500	–	–	0905	17.45	7.35	0.21	9.35	548.1	Batch 3 & 4
09/26/23	Potable water	1100	1115	500	–	–	1149	19.09	7.64	0.21	9.11	533.5	Batch 5 & 6
09/26/23	Potable water	1315	1330	500	–	–	1400	25.14	7.86	0.19	7.91	406.2	Batch 7 & 8
09/27/23	9	0945	0955	250	1015	0.0275	1020	19.94	8.61	0.65	8.61	122.5	IP-08 Batch 1 19-21
09/27/23	10	1115	1125	250	1125	0.0275	1130	20.51	8.52	0.83	8.52	81.2	IP-08 Batch 2 19-21
09/27/23	11	1150	1200	250	1200	0.0275	1208	20.02	8.25	0.66	8.71	545.7	IP-08 Batch 3 19-21
09/27/23	12	1245	1255	250	1256	0.0275	1258	19.82	8.27	0.48	8.75	621.4	IP-08 Batch 4 100 19- 150 21-
09/27/23	13	1340	1350	250	1350	0.0275	1351	19.80	8.24	0.44	8.98	543.6	IP-08 Batch 5 250 21-
09/27/23	14	1430	1440	250	1440	0.0275	1450	19.54	8.26	0.40	8.79	513.2	IP-08 Batch 6 250 21-
09/27/23	15	1540	1545	250	1545	0.0275	1551	18.96	8.31	0.42	8.94	200.4	IP-08 Batch 7 250 21-
09/27/23	16	1625	1630	250	1630	0.0275	1632	18.84	8.14	0.31	8.96	179.3	IP-08 Batch 8 250 23- → add 200
09/28/23	17	0820	0830	250	0830	0.0275	0841	17.88	7.42	0.22	9.02	146.3	IP-08 Batch 9 (23-25).
09/28/23	18	0925	0930	250	0930	0.0275	0935	18.11	7.55	0.22	8.98	79.9	IP-08 Batch 10
09/28/23	19	1000	1005	250	1005	0.0275	1011	18.58	7.63	0.22	8.94	72.5	IP-08 Batch 11
09/28/23	20	1045	1050	250	1050	0.0275	1054	18.59	7.66	0.22	9.20	122.6	IP-08 Batch 12
09/28/23	21	1135	1140	250	1140	0.0275	1146	19.13	7.71	0.22	9.17	136.9	IP-08 Batch 13
09/28/23	23	1420	1425	250	1425	0.0275	1430	20.73	7.93	0.21	8.34	108.9	IP-05(2) Batch 2
09/28/23	22	1300	1305	250	1305	0.0275	1320	19.85	7.88	0.22	8.81	87.1	IP-05(2) Batch 1
09/28/23	24	1500	1505	250	1505	0.0275	1520	21.06	7.93	0.21	8.56	125.0	IP-05(2) Batch 3
09/28/23	25	1550	1555	250	1601	0.0275	1621	23.67	7.85	0.21	7.87	123.9	IP-05(2) Batch 4
09/29/23	26	0815	0820	250	0820	0.0275	0827	17.84	7.19	0.22	8.93	123.7	IP-05(2) Batch 5

Injectate Batch Preparation Log

Project Name: Plant Hammond AP-1 injection Page 2 of ___
Project Number: GW658169 Field Personnel: M. Sadhasivan
Date: 09/29/2023 Weather Sunny

Date	Batch #	Tank Fill			FeSO4		Geochemical Parameters						Comments
		Start Time (hr:mm)	End Time (hr:mm)	Volume (gallons)	Time (hr:mm)	Amount (lb)	Time (hr:mm)	Temp (°C)	pH (SU)	Sp. Cond (µs/cm³)	DO (mg/L)	ORP (mV)	
09/29/23	27	0900	0905	250	0905	0.0275	0910	18.69	7.56	0.22	8.68	83.1	
09/29/23	28	0950	0955	250	0955	0.0275	1000	18.90	7.64	0.21	8.73	64.4	
09/29/23	29	1055	1100	250	1100	0.0275	1102	19.82	7.70	0.22	8.86	145.7	
09/29/23	30	1155	1158	250	1158	0.0275	1201	19.97	7.76	0.22	8.74	123.1	
09/29/23	31	1300	1305	250	1305	0.0275	1306	25.54	7.68	0.20	7.48	68.8	
09/29/23	32	1415	1420	250	1420	0.0275	1425	24.68	7.88	0.21	7.98	126.7	
09/29/23	33	1450	1500	250	1500	0.0275	1502	22.61	7.96	0.22	8.61	68.4	
09/29/23	34	1535	1540	250	1540	0.0275	1545	23.14	7.94	0.21	8.42	96.5	
09/29/23	35	1622	1625	100	1625	0.011	1629	23.41	7.65	0.22	8.71	61.2	
09/30/23	36	0835	0840	250	0840 ~~0837~~ ms	0.0275	0842	17.38	7.47	0.22	9.00	96.2	
09/30/23	37	0750 ~~1000~~	1000	250	1000	0.0275	1003	19.14	7.49	0.22	8.79	85.2	
09/30/23	38	ms 1115	1117	250	1117	0.0275	1119	24.31	7.51	0.20	7.11	105.8	
09/30/23	39	1237	1240	250	1240	0.0275	1242	23.16	7.48	0.21	8.61	97.6	
09/30/23	40	1335	1337	250	1337	0.0275	1341	25.43	7.63	0.18	6.14	104.5	
09/30/23	41	1414	1417	250	1417	0.0275	1420	24.76	7.54	0.21	7.21	103.2	
09/30/23	42	1448	1452	250	1452	0.0275	1454	23.34	7.86	0.21	8.08	143.2	
09/30/23	43	1533	1536	250	1536	0.0275	1540	23.41	7.68	0.22	8.16	121.3	
10/01/23	44	0730	0735	250	0735	0.0275	0755	17.41	7.36	0.22	9.10	141.7	
10/01/23	45	0834	0836	250	0836	0.0275	0840	16.16	7.66	0.22	10.01	94.9	
10/01/23	46	0919	0922	250	0922	0.0275	0925	18.21	7.85	0.21	9.86	121.1	
10/01/23	47	1003	1005	250	1005	0.0275	1007	19.58	7.59	0.21	8.69	146.9	
10/01/23	48	1046	1048	250	1048	0.0275	1050	22.16	7.64	0.22	8.42	139.6	
10/01/23	49	1131	1134	250	1134	0.0275	1138	24.59	7.49	0.21	7.75	152.4	
	50	1230	1255	250	1255	0.0275	1301	24.10	7.70	0.20	7.76	151.6	

Injectate Batch Preparation Log

Project Name: Plant Hammond AR1 injections
Page 3 of ___
Project Number: GW65816
Field Personnel: M. Sadhasivan
Date: 10/01/23
Weather: Sunny

	Batch #	Tank Fill			FeSO4		Geochemical Parameters						Comments
		Start Time (hr:mm)	End Time (hr:mm)	Volume (gallons)	Time (hr:mm)	Amount (lb)	Time (hr:mm)	Temp (°C)	pH (SU)	Sp. Cond (mS/cm³)	DO (mg/L)	ORP (mV)	
10/01/23	51	1400	1405	250	1405	0.0275	1410	21.68	7.94	0.21	8.26	131.2	
10/01/23	52	1526	1529	250	1529	0.0275	1533	22.41	7.86	0.22	8.14	161.9	
	~~53~~ MS												
10/02/23	53	0740	0745	250	0745	0.0275	0800	17.25	7.46	0.22	8.73	132.4	
10/02/23	54	0830	0835	250	0835	0.0275	0850	18.09	7.61	0.22	8.85	147.5	
10/02/23	55	0924	0926	250	0926	0.0275	0930	19.69	7.32	0.21	9.68	125.5	
10/02/23	56	1010	1013	250	1013	0.0275	1015	22.90	7.67	0.20	7.87	116.3	
10/02/23	57	1115	1118	250	~~10~~ 1118	0.0275	1121	23.41	7.81	0.21	9.61	126.9	
10/02/23	58	1202	1204	250	MS 1204	0.0275	1208	21.98	7.78	0.21	8.29	133.4	
10/02/23	59	1304	1306	250	1306	0.0275	1310	23.61	7.86	0.22	9.58	146.7	
10/02/23	60	1403	1406	250	1406	0.0275	1410	23.78	7.55	0.22	8.16	155.5	
10/02/23	61	1515	1518	250	1518	0.0275	1525	23.42	7.48	0.22	9.66	104.6	
10/02/23	62	1625	1629	50	1629	0.0055	1632	23.62	7.66	0.21	9.11	122.3	
10/02/23	63	0755	0800	250	0800	0.0275	0800	16.64	7.64	0.22	9.44	158.8	
10/04/23	Bottle water	0800	0805	250	–	–	0805	17.61	7.31	0.21	8.62	404.5	

Injectate Batch Preparation Log

Project Name: Plant Hammond AP-1 injections
Page 1 of ___
Project Number: GW65814
Field Personnel: M. Sadhasivan
Date: 10/09/2023
Weather: Sunny

	Batch #	Tank Fill			FeSO4		Geochemical Parameters						Comments
		Start Time (hr:mm)	End Time (hr:mm)	Volume (gallons)	Time (hr:mm)	Amount (lb)	Time (hr:mm)	Temp (°C)	pH (SU)	Sp. Cond (µs/cm³)	DO (mg/L)	ORP (mV)	
10/09/2023	Potable	1250	1255	175	–	–	1305	15.21	7.31	0.21	8.61	303.6	
10/09/2023	Potable	1405	1407	175	–	–	1410	16.98	7.24	0.22	8.62	396.4	
10/09/2023	Potable	1510	1515	175	–	–	1520	18.26	7.16	0.21	7.96	388.7	
10/09/2023	Potable	1601	1604	175	–	–	1600	19.31	7.21	0.21	8.14	404.4	
	IP-02(2)												
10/10/23	#1	0902	0906	175	0906	0.0292	0908	15.61	7.48	0.19	8.63	80.2	
10/10/23	#2	0945	0948	175	0948	0.0292	0950	16.82	7.51	0.20	8.96	121.6	
10/10/23	#3	1028	1031	175	1031	0.0292	1033	18.44	7.46	0.20	8.56	196.8	
10/10/23	#4	1118	1121	175	1121	0.0292	1130	19.68	7.49	0.20	8.43	123.6	
10/10/23	#5	1521	1524	175	1524	0.0292	1530	22.61	7.32	0.21	8.96	186.4	
10/10/23	#6	1652	1654	175	1654	0.0292	1655	22.78	7.48	0.22	8.12	141.3	
10/11/23	#7	0759	0802	175	0802	0.0292	0804	16.41	7.39	0.20	8.21	128.6	
10/11/23	#8	0835	0835	175	0835	0.0292	0837	17.68	7.56	0.20	7.96	153.6	
	IP-03												
10/11/23	#1	1044	1047	175	1047	0.0292	1051	18.71	7.44	0.20	8.33	129.6	
10/11/23	#2	1140	1145	175	1145	0.0292	1154	18.92	7.51	0.21	8.54	134.7	
10/11/23	#3	1310	1313	175	1313	0.0292	1317	19.01	7.53	0.20	7.96	102.9	
10/11/23	#4	1347	~~1440~~ 1349	175	~~1440~~ 1349	0.0292	1352	19.34	7.46	0.22	8.71	111.3	
10/11/23	#5	1437	~~1530~~ 1440	175	~~1530~~ 1440	0.0292	1445	19.51	7.37	0.19	7.88	127.4	
10/11/23	#6	1525	1530	175	1530	0.0292	1535	19.88	7.49	0.20	8.54	107.8	
10/11/23	#7	1710	1715	175	1715	0.0292	1720	20.71	7.50	0.21	8.31	143.6	
10/12/23	#8	0755	0757	175	0757	0.0292	0800	16.78	7.56	0.22	8.62	122.7	
10/12/23	#9	0838	0841	175	0841	0.0292	0843	16.96	7.48	0.21	7.99	135.4	
10/12/23	#10	0919	0921	175	0921	0.0292	0924	17.21	7.42	0.22	8.04	101.6	
10/12/23	#11	1000	1002	175	1002	0.0292	1005	17.48	7.49	0.20	8.36	86.9	

Injectate Batch Preparation Log

Project Name: Plant Hammond AP-1 Injection Page 2 of ___
Project Number: GW65816 Field Personnel: M. Sadhasivan
Date: 10/12/2023 Weather

	Batch #	Tank Fill			FeSO4		Geochemical Parameters						Comments
		Start Time (hr:mm)	End Time (hr:mm)	Volume (gallons)	Time (hr:mm)	Amount (lb)	Time (hr:mm)	Temp (°C)	pH (SU)	Sp. Cond (µs/cm³)	DO (mg/L)	ORP (mV)	
10/12/2023	#12	1033	1036	175	1036	0.0292	1038	18.26	7.48	0.20	8.65	86.7	
10/12/2023	#13	1116	1118	175	1118	0.0292	1120	18.91	7.66	0.21	7.98	103.4	
10/12/2023	#14	1153	1155	175	1155	0.0292	1200	18.74	7.50	0.20	8.32	99.8	
IP-02													
10/12/2023	#1	1311	1314	175	1314	0.0292	1318	18.38	7.52	0.21	8.04	121.8	
10/12/2023	#2	1354	1357	175	1357	0.0292	1400	19.21	7.39	0.21	8.96	116.7	
10/12/2023	#3	1443	1445	175	1445	0.0292	1448	19.74	7.54	0.21	7.44	125.5	
10/12/2023	#4	1519	1521	175	1521	0.0292	1525	19.62	7.49	0.21	9.31	136.9	
10/12/2023	#5	1604	1606	175	1606	0.0292	1615	20.17	7.68	0.22	8.76	120.4	
10/13/2023	#6	0850	0854	250	0854	0.041	0900	16.24	7.42	0.19	7.21	103.6	
10/13/2023	#7	1040	1044	175	1044	0.0292	1047	17.18	7.55	0.20	8.62	139.4	
10/13/2023	#8	1203	1206	175	1206	0.0292	1210	17.63	7.39	0.20	9.38	146.8	
10/13/2023	#9	1258	1300	175	1300	0.0292	1304	18.04	7.44	0.22	9.16	121.1	
10/13/2023	#10	1327	1330	175	1330	0.0292	1335	18.96	7.46	0.20	7.24	111.7	
10/13/2023	#11	1415	1418	175	1418	0.0292	1424	19.42	7.52	0.19	8.96	102.9	
10/13/2023	#12	1454	1458	175	1458	0.0292	1502	19.31	7.38	0.18	8.54	136.4	
IP-01(4)													
10/13/2023	#1 33-34	1625	1629	175	1629	0.0292	1632	18.98	7.51	0.19	8.66	124.5	
10/14/2023	#2	0750	0755	175	0755	0.0292	0800	16.81	7.44	0.20	7.84	125.6	
10/14/2023	#3 35-37	0940	0943	175	0943	0.0292	0947	17.28	7.38	0.20	7.71	133.6	
10/14/2023	#4	1024	1027	175	1027	0.0292	1030	17.96	7.52	0.22	8.39	139.8	
10/14/2023	#5 37-39	1110	1112	175	1112	0.0292	1115	18.54	7.56	0.19	7.42	146.7	
10/14/2023	#6	1203	1205	175	1205	0.0292	1210	19.61	7.49	0.21	8.36	140.4	
10/14/2023	#7 39-41	1250	1253	175	1253	0.0292	1300	20.21	7.50	0.20	8.41	127.9	
10/14/2023	#8	1330	1333	175	1333	0.0292	1335	20.78	7.36	0.19	8.44	119.6	

Injectate Batch Preparation Log

Project Name: Plant Hammond AP-1 injection
Page 3 of ___
Project Number: GW65816
Field Personnel: M Sadhasivan
Date: 10/14/2023
Weather: Partly cloudy

	Batch #	Tank Fill			FeSO4		Geochemical Parameters						Comments
		Start Time (hr:mm)	End Time (hr:mm)	Volume (gallons)	Time (hr:mm)	Amount (lb)	Time (hr:mm)	Temp (°C)	pH (SU)	Sp. Cond (µs/cm³)	DO (mg/L)	ORP (mV)	
10/14/2023	#9	1415	1420	175	1420	0.0292	1422	21.21	7.49	0.20	8.61	121.4	
10/14/2023	#10	1620	1625	260	1625	0.0433	1621	21.76	7.64	0.19	8.92	123.6	
	IP-08A												
10/15/2023	#1	1140	1145	250	1145	0.0275	1150	18.69	7.69	0.20	8.94	123.3	
10/15/2023	#2	1315	1320	250	1320	0.0275	1330	18.98	7.54	0.21	8.18	102.6	
10/15/2023	#3	1540	1545	250	1545	0.0275	1550	19.62	7.55	0.21	8.26	101.4	MgO injectate
10/16/2023	#4	0735	0740	250	0740	0.0275	0744	16.41	7.68	0.19	8.45	124.6	MgO
10/16/2023	#5	0840	0845	250	0845	0.0275	0849	16.72	7.74	0.20	8.94	131.6	MgO
10/16/2023	#6	0929	0932	250	0932	0.0275	0936	17.21	7.45	0.20	8.31	135.4	MgO
10/16/2023	#7	1025	1030	215	1030	0.0275	1034	18.61	7.96	0.20	8.04	146.7	MgO
10/16/2023	#8	1124	1127	250	1127	0.0275	1130	17.96	7.88	0.21	7.96	144.8	MgO
10/16/2023	#9	1215	1220	250	1220	0.0275	1225	17.42	7.85	0.20	7.45	148.6	MgO
10/16/2023	#10	1310	1315	250	1315	0.0275	1320	16.98	7.96	0.21	7.98	123.7	MgO
10/16/2023	#10a	1519	1520	125+175	1520	0.0275	1522	19.34	7.64	0.20	7.89	156.9	175 gallons with MgO + 125 gallons with FeSO4
10/16/2023	#11	1637	1640	250	1640	0.0275	1645	18.71	7.58	0.19	8.24	144.4	
10/17/2023	#12	0733	0737	250	0737	0.0275	0750	16.71	7.44	0.22	8.55	133.9	
10/17/2023	#13	0850	0854	250	0854	0.0275	0858	16.85	7.48	0.21	9.68	139.3	
10/17/2023	#14	1010	1015	85	1015	0.00935	1020	17.96	7.36	0.21	8.41	122.5	

2024 Pilot Study Post-Injection Event Report, Plant Hammond Ash Pond 1

Prepared for

Georgia Power Company
241 Ralph McGill Blvd NE
Atlanta, Georgia 30308

PILOT STUDY POST-INJECTION EVENT REPORT

PILOT TEST NO. UPT000068
PLANT HAMMOND ASH POND 1 (AP-1)

Prepared by

1255 Roberts Boulevard, Suite 200
Kennesaw, Georgia 30144

Project Number GW6581G

August 2024

Geosyntec consultants

CERTIFICATION STATEMENT

I hereby certify that this *Pilot Study Post-Injection Event Report* was prepared by, or under the direct supervision of, a Qualified Groundwater Scientist, in accordance with the Georgia Environmental Protection Division Rules of Solid Waste Management. According to 391-3-4-.01, a Qualified Groundwater Scientist is "a professional engineer or geologist registered to practice in Georgia who has received a baccalaureate or post-graduate degree in the natural sciences or engineering and has sufficient training and experience in groundwater hydrology and related fields that enable individuals to make sound professional judgments regarding groundwater monitoring, contaminant fate and transport, and corrective action." The design presented within this workplan was developed in compliance with the Georgia Rules of Solid Waste Management, Chapter 391-3-4.10.

_____ August 23, 2024

Whitney B. Law Date

Georgia Professional Engineer No. 36641

TABLE OF CONTENTS

LIST OF TABLES

LIST OF FIGURES

LIST OF APPENDICES

Appendix D Screening-Level Injection Activities Analytical Laboratory Reports

LIST OF ACRONYMS

AP-1	Ash Pond 1
CCR	coal combustion residual
CFR	Code of Federal Regulations
DO	dissolved oxygen
$FeSO_4$	ferrous sulfate
g/L	grams per liter
gal	gallons
gpd	gallons per day
gpm	gallons per minute
GA EPD	Georgia Environmental Protection Division
Georgia Power	Georgia Power Company
Geosyntec	Geosyntec Consultants, Inc.
GWPS	Groundwater Protection Standard
MNA	monitored natural attenuation
ORP	oxidation-reduction potential
Pathfinder	Pathfinder Automated Injection System
psi	pounds per square inch
ROI	radius of influence
SSL	statistically significant level
SCFM	standard cubic feet per minute
UIC	Underground Injection Control
US EPA	United States Environmental Protection Agency

1. BACKGROUND AND OBJECTIVES

This *Pilot Study Post-Injection Event Report* (Report) was developed by Geosyntec Consultants, Inc. (Geosyntec) on behalf of Georgia Power Company (Georgia Power) for submittal to the Georgia Environmental Protection Division (GA EPD). In-situ geochemical injections, coupled with monitored natural attenuation (MNA), have been proposed as corrective measures to address concentrations of molybdenum (Mo) and arsenic (As) reported at statistically significant levels (SSLs) above Groundwater Protection Standards (GWPS) in detection monitoring wells HGWC-8 and HGWC-13[1], respectively, at Georgia Power Plant Hammond Ash Pond 1 (AP-1; Site).

Design of in-situ geochemical injection corrective measures includes multiple assessment and design components, including pilot studies to evaluate injection delivery and the performance of injectates prior to implementing a full scale remedy. These pilot tests will collect data that will be used to evaluate:

1. Radius of influence (ROI) of the injected amendment to evaluate future injection point spacing requirements;
2. Sustainable injection pressure and flowrate; and
3. Injectate dosing and efficacy of treating As and Mo in groundwater to below the GWPS.

This Report summarizes pilot study field activities completed in April through July 2024. These field activities were conducted in accordance with the *HGWC-8 Supplemental Pilot Study Workplan* and the *HGWC-13 Supplemental Pilot Study Workplan*[2] (collectively referred to herein as "Workplans"; GEOS Submittal ID: 830620) (Geosyntec, 2024b, 2024c) and the Underground Injection Control (UIC) Pilot Test Notification Form approved by GA EPD's UIC and Solid Waste Management Programs on May 6 and June 21, 2024, respectively.

1.1 Site Background

Plant Hammond, shown on **Figure 1**, is located in Floyd County, approximately 10 miles west of Rome, Georgia. Plant Hammond was a four-unit, coal-fired electric generating

[1] The Mo and As GWPS are 0.1 and 0.01 mg/L, respectively.
[2] These Workplans are in accordance with the GA EPD approved *HGWC-8 Pilot Study Workplan* and *HGWC-13 Pilot Study Workplan* (Geosyntec, 2023b; 2023c).

facility and was retired on July 29, 2019. The physical address of the plant is 5963 Alabama Highway, Rome, Georgia, 30165.

AP-1 is one of four coal combustion residual (CCR) ponds utilized over the course of power generation at Plant Hammond. AP-1 is a 35-acre surface impoundment located near the center of Plant Hammond and was used primarily as a dewatering facility for fly ash and bottom ash. AP-1 closure activities, consisting of closure by removal, have been initiated under GA EPD's approved closure permit No. 057-023D(CCR).

As documented in the *Draft Remedy Selection Report* (Geosyntec, 2022), CCR groundwater monitoring-related activities are performed at AP-1 in accordance with the United States Environmental Protection Agency (US EPA) CCR Rule (federal CCR Rule) (40 Code of Federal Regulations [CFR] 257 Subpart D). The locations of AP-1 detection monitoring wells, assessment monitoring wells, and piezometers are shown on **Figure 2**.

A Mo SSL was identified at detection well HGWC-8 along the eastern boundary of AP-1 and an As SSL was identified at detection monitoring well HGWC-13 along the southwest boundary of AP-1 (**Figure 2**) as part of the assessment monitoring program. These SSLs have been horizontally and vertically delineated to levels below the GWPS (Geosyntec, 2022).

2. WELL INSTALLATION

Three injection wells (INW-03 through INW-05), four air sparge wells (AS-01 through AS-04), and five performance monitoring wells (PT-11 through PT-15) were installed in in April and May 2024 in accordance with the Workplans[3]. Well locations are shown on **Figure 2** and well construction details are provided in **Table 1**. A copy of the *Well Design, Installation, and Development Report – Addendum No. 6* detailing the design, installation, and development of these wells is included in **Appendix A**.

[3] Well construction details were adjusted in the field based on lithological observations during installation.

3. BASELINE CHARACTERIZATION

Groundwater samples were collected from performance monitoring wells to establish pre-injection baseline conditions.

Groundwater samples and water quality field parameters (i.e., pH, conductivity, dissolved oxygen [DO], temperature, and oxidation-reduction potential [ORP]) were collected using low-flow sampling procedures in accordance with the current AP-1 *Groundwater Monitoring Plan* (Geosyntec, 2023a) and the Workplans. Groundwater samples were placed in ice-packed coolers and submitted to Pace Analytical Services, LLC (Pace Analytical) in Peachtree Corners, Georgia, following chain-of-custody protocol. Samples were analyzed for Appendix III and IV constituents, select geochemical parameters, and metals in accordance with the Workplans to support evaluation of injectate efficacy. The results for the May 2024 sampling events are presented in **Table 2**. The analytical laboratory results and field sampling and equipment calibration forms are provided in **Appendix B**.

4. INJECTION ACTIVITIES

Injection activities were performed July 9 – 31, 2024. Staging and mixing areas were established prior to injection, in accordance with the approved Workplans. Three-hundred-gallon (gal) cone bottom mixing tanks were set up within a secondary containment, with spill kits maintained on-site to manage any spills. Injectate consisted of Thermo Fisher Scientific, Inc. ferrous sulfate ($FeSO_4$) heptahydrate mixed with potable water obtained from an on-site fire hydrant designated in the Workplans.

Pre-determined quantities of $FeSO_4$ were measured on a digital scale and combined with potable water in mix tanks. The injectate was mixed using a recirculation pump prior to injection in accordance with the Workplans. Injectate batches consisted of 0.5 – 1.0 grams per liter (g/L) $FeSO_4$ heptahydrate, which is below the maximum allowable injectate concentration of 2 g/L $FeSO_4$ heptahydrate set forth in the Workplans.

Injection pressures, flowrates, and water levels in performance monitoring wells were measured throughout injection activities, and the daily maximum injection volume across pilot study areas was below maximum daily values included in the Pilot Test Notification Form (3,500 gal per day [gpd]). Injection volumes and compositions are summarized in **Table 3.** Field forms are included in **Appendix C**.

In addition to the injection of $FeSO_4$ heptahydrate, air sparging activities were performed in the HGWC-13 Injection Area (Southwest Area). Air sparging flow rates and pressures were monitored throughout the sparging activities and were below the values included in the Pilot Test Notification Form (25 standard cubic feet per minute [SCFM] and 15 pounds per square inch [psi]). Air sparging flowrates and durations are summarized in **Table 4**.

Screening level groundwater grab samples were collected and analyzed for select total and dissolved[4] metals during injection activities to evaluate ongoing injection performance while in the field. Screening-level groundwater analytical results are summarized in **Table 5** and the associated analytical laboratory reports are included in **Appendix D.** Visual turbidity, resulting from concurrent injection and air sparge activities, was observed during sampling. As such, both total metals and filtered samples were collected for comparison.

[4] Dissolved samples were filtered in the field.

4.1 HGWC-8 Injection Area (East Area)

Injections at INW-03 (shown on **Figure 2**) were primarily completed using the Pathfinder Automated Injection System (Pathfinder). All observed injection flowrates and pressures were below the Pilot Test Notification Form maximum allowable values[5]. Approximately 3,317 gal of injectate was injected over three days, with a daily maximum injected volume of 1,211 gal.

4.2 HGWC-13 Injection Area (Southwest Area)

Injections at INW-04 and INW-05 (shown on **Figure 2)** utilized two different methods. Injections were initially gravity fed by connecting injectate mix tanks located at ground surface and three feet above ground surface next to injection wellheads. Maximum observed flow rates and pressures during gravity fed injections were below Workplan maximums and were approximately 1 gal per minute (gpm) and 2.5 psi, respectively.

Subsequent injections utilized the Pathfinder system. The maximum observed flowrate and pressure was 5 gpm and 11 psi, respectively, while using the Pathfinder system. Approximately 9,709 gal of injectate was injected at INW-04 and INW-05 over 9 days, with a daily maximum of 1,805 gal injected.

[5] 15 gpm and 4 psi, respectively.

5. PILOT STUDY PERFORMANCE MONITORING AND REPORTING

In accordance with the Workplans, groundwater quality data from each performance monitoring event will be compared against the Mo and As GWPS and the results of the baseline characterization to evaluate the efficacy geochemical injections. In addition, Appendix IV monitoring parameters[6] will be analyzed and monitored over the duration of the pilot study to evaluate potential localized mobilization of other Appendix IV parameters following injections.

Pilot study results will be reported to GA EPD Solid Waste Management Program as part of semiannual groundwater monitoring and corrective action reporting. Links to these reports will be emailed to the GA EPD Wastewater Regulatory Program. A comprehensive technical memorandum will be prepared at the conclusion of the pilot study.

[6] Excluding radium.

6. REFERENCES

Geosyntec, 2022. *Draft Remedy Selection Report, Georgia Power Company, Plant Hammond Ash Pond 1 (AP-1).* August 2022.

Geosyntec, 2023a. *Groundwater Monitoring Plan – Plant Hammond Ash Pond 1 (AP-1)*. July 2023, revision 2.

Geosyntec, 2023b. *HGWC-8 Pilot Study Workplan, Plant Hammond Ash Pond 1 (AP-1).* August 2023.

Geosyntec, 2023c. *HGWC-13 Pilot Study Workplan, Plant Hammond Ash Pond 1 (AP-1).* August 2023.

Geosyntec, 2024a. *HGWC-8 Supplemental Pilot Study Workplan, Plant Hammond Ash Pond 1 (AP-1).* August 2023.

Geosyntec, 2024b. *HGWC-13 Supplemental Pilot Study Workplan, Plant Hammond Ash Pond 1 (AP-1).* August 2023.

TABLES

Table 1
Summary of Well Construction Details
Plant Hammond AP-1, Floyd County, Georgia

Pilot Study Area	Well ID	Well Completion	Installation Date	Northing (1)	Easting (1)	Ground Surface Elevation (1) (ft)	Top of Casing Elevation (1) (ft)	Top of Screen Elevation (ft)	Bottom of Screen Elevation (ft)	Well Depth (ft bgs) (2)
HGWC-13 (Southwest Area)	***Temporary Sparge Wells***									
	AS-03	Flush Mount	4/28/2024	1548670.10	1940933.87	591.98	591.60	545.98	543.98	48.30
	AS-04	Flush Mount	4/28/2024	1548680.80	1940930.83	591.97	591.50	544.97	542.97	49.30
	Injection Wells									
	INW-04	Flush Mount	4/28/2024	1548671.73	1940929.98	592.01	591.58	557.01	547.01	45.30
	INW-05	Flush Mount	4/28/2024	1548680.07	1940935.89	591.81	591.31	556.81	546.81	45.30
	Performance Monitoring Wells									
	PT-07(3)	Flush Mount	6/3/2023	1548675.24	1940933.39	592.00	591.75	554.40	544.30	48.00
	PT-08(3)	Flush Mount	6/3/2023	1548666.82	1940929.58	592.10	591.83	560.20	550.20	42.20
	PT-13	Flush Mount	4/28/2024	1548676.04	1940939.23	591.88	591.47	556.88	546.88	45.30
	PT-14	Flush Mount	4/28/2024	1548673.63	1940926.52	592.06	591.62	557.06	547.06	45.30
	PT-15	Flush Mount	4/28/2024	1548668.35	1940937.45	591.90	591.37	556.90	546.90	45.30
HGWC-8 (East Area)	***Temporary Sparge Wells***									
	AS-01	Flush Mount	5/7/2024	1549048.28	1942388.06	577.46	577.08	548.46	546.46	31.30
	AS-02	Flush Mount	5/6/2024	1549049.08	1942400.03	577.14	576.72	547.14	545.14	32.30
	Injection Well									
	INW-03	Flush Mount	5/6/2024	1549052.75	1942388.28	577.38	577.07	560.28	550.28	27.40
	Performance Monitoring Wells									
	PT-09(3)	Protective Riser	6/1/2023	1549049.74	1942393.11	577.33	580.35	560.18	550.18	27.45
	PT-10(3)	Protective Riser	6/1/2023	1549040.34	1942413.88	577.39	580.44	560.29	550.29	27.40
	PT-11	Flush Mount	5/7/2024	1549055.61	1942390.89	577.35	576.96	560.75	550.75	26.90
	PT-12	Flush Mount	5/7/2024	1549045.43	1942391.10	577.34	576.84	560.34	550.34	27.30

Notes:
ft = feet.
ft bgs = feet below ground surface.
(1) Coordinates in North American Datum (NAD) 1983, State Plane, Georgia-West, feet. Elevations referenced to the North American Vertical Datum of 1988 (NAVD88).
Survey data from wells installed in 2024 was certified by GEL Solutions (GEL) July 1, 2024. Survey data from wells installed in 2023 certified by GEL on July 17, 2023, and August 30, 2023.
(2) Total well depth accounts for 0.3 ft sump.
(3) Well was previously constructed in accordance with the HGWC-8 and HGWC-13 Pilot Study Workplans.

Table 2
Summary of Baseline Groundwater Analytical Data
Plant Hammond AP-1, Floyd County, Georgia

	Pilot Study Area:	HGWC-13 (Southwest Area)													
	Well ID:	INW-04	INW-04	INW-05	INW-05	PT-07	PT-07	PT-08	PT-08	PT-13	PT-13	PT-14	PT-14	PT-15	PT-15
	Sample Date:	5/2/2024	5/15/2024	5/2/2024	5/15/2024	5/9/2024	5/16/2024	5/2/2024	5/16/2024	5/9/2024	5/15/2024	5/2/2024	5/15/2024	5/2/2024	5/15/2024
	Parameter (1,2,3)														
APPENDIX III	Boron	0.61	0.59	0.54	0.51	0.55	0.50	0.75	0.73	0.54	0.52	0.51	0.51	0.75	0.76
	Calcium	110	107	108	101	98.0	96.0	141	89.4	94.4	99.2	101	97.4	141	141
	Chloride	8.0	9.9	6.0	6.9	9.2	10	11.8	16.7	9.0	9.5	7.9	10.5	11.8	12.6
	Fluoride	0.47	0.28	0.59	0.37	0.33	0.31	0.55	0.19	0.35	0.34	0.43	0.26	0.55	0.35
	pH	6.78	6.84	6.87	7.01	6.86	6.98	6.53	6.49	6.84	6.93	6.83	6.78	6.95	7.01
	Sulfate	180	187	206	181	177	171	176	159	195	190	169	175	278	271
	TDS	482	483	526	456	463	450	477	410	472	459	462	461	638	639
APPENDIX IV	Antimony	< 0.00054	< 0.00054	0.00098 J	< 0.00054	0.00059 J	< 0.00054	< 0.00054	< 0.00054	< 0.00054	< 0.00054	< 0.00054	< 0.00054	< 0.00054	< 0.00054
	Arsenic	0.21	0.19	0.24	0.23	0.30	0.27	0.26	0.23	0.30	0.29	0.22	0.21	0.41	0.39
	Barium	0.042	0.043	0.032	0.033	0.037	0.034	0.045	0.041	0.036	0.033	0.037	0.038	0.044	0.043
	Beryllium	< 0.000094	< 0.000094	0.000099 J	0.00012 J	0.00010 J	< 0.000094	< 0.000094	< 0.000094	< 0.000094	< 0.000094	< 0.000094	0.00016 J	< 0.000094	< 0.000094
	Cadmium	< 0.00010	< 0.00010	< 0.00010	< 0.00010	< 0.00010	< 0.00010	< 0.00010	< 0.00010	< 0.00010	< 0.00010	< 0.00010	< 0.00010	< 0.00010	< 0.00010
	Chromium	< 0.0019	< 0.0019	< 0.0019	< 0.0019	< 0.0019	< 0.0019	< 0.0019	< 0.0019	< 0.0019	< 0.0019	< 0.0019	< 0.0019	< 0.0019	< 0.0019
	Cobalt	0.029	0.031	0.028	0.026	0.041	0.052	0.054	0.046	0.026	0.024	0.021	0.020	0.052	0.059
	Fluoride	0.47	0.28	0.59	0.37	0.33	0.31	0.36	0.19	0.35	0.34	0.43	0.26	0.55	0.35
	Lead	< 0.0016	< 0.00016	< 0.00016	< 0.00016	< 0.00016	< 0.00016	< 0.00016	0.0079	< 0.00016	< 0.00016	< 0.00016	0.00046 J	< 0.00016	< 0.00016
	Lithium	0.048	0.043	0.060	0.057	0.064	0.056	0.016 J	0.010 J	0.061	0.058	0.055	0.051	0.051	0.047
	Mercury	< 0.00013	< 0.00013	< 0.00013	< 0.00013	12.5	< 0.00013	< 0.00013	< 0.00013	< 0.00013	< 0.00013	< 0.00013	< 0.00013	< 0.00013	< 0.00013
	Molybdenum	0.016	0.015	0.0094 J	0.0096 J	0.010	0.0093 J	0.017	0.017	0.0095 J	0.0087 J	0.011	0.011	0.017	0.021
	Selenium	0.0050 U	< 0.00096	0.0050 U	< 0.00096	< 0.00096	< 0.00096	0.0050 U	< 0.00096	< 0.00096	< 0.00096	0.0050 U	< 0.00096	< 0.00096	< 0.00096
	Thallium	0.00048 J	< 0.00038	< 0.00038	< 0.00038	< 0.00038	< 0.00038	< 0.00038	< 0.00038	< 0.00038	< 0.00038	< 0.00038	< 0.00038	< 0.00038	< 0.00038
INORGANICS	Alkalinity (Bicarbonate) as $CaCO_3$	128	133	109	123	117	116	108	104	106	111	121	121	124	134
	Alkalinity (Carbonate) as $CaCO_3$	< 5.0	< 5.0	< 5.0	< 5.0	< 5.0	< 5.0	< 5.0	< 5.0	< 5.0	< 5.0	< 5.0	< 5.0	< 5.0	< 5.0
	Alkalinity (Total) as $CaCO_3$	128	133	109	123	117	116	108	104	106	111	121	121	124	134
	Sodium	6.9	7.0	6.5	6.7	6.8	7.0	7.2	7.2	< 0.00096	7.8	6.7	6.7	6.8	8.1
	Sulfide	< 0.022	< 0.022	< 0.022	< 0.022	< 0.022	< 0.022	< 0.022	< 0.022	< 0.00038	< 0.022	< 0.022	< 0.022	278	< 0.022
METALS	Iron	10.3	8.4	17.3	16.9	16.9	15.7	8.5	8.0	15.5	15.0	13.7	14.9	9.7	9.2
	Magnesium	13.5	13.1	12.6	11.8	12.5	12.1	12.0	11.5	11.4	12.0	12.7	12.7	15.6	16.1
	Manganese	4.2	4.4	3.6	3.3	3.2	3.4	3.9	3.3	3.5	3.6	3.1	3.1	5.6	5.7
	Potassium	5.4	4.8	5.2	4.7	5.6	4.9	5.3	4.8	5.0	5.0	5.4	5.0	5.2	5.3
FIELD	Dissolved Oxygen	0.72	0.48	0.06	0.36	0.37	2.33	1.01	0.51	0.16	1.10	0.05	0.05	-0.03	0.10
	Oxidation-Reduction Potential (mV)	-96.1	-97.4	-120.9	-124.3	-100.6	-91.9	154.4	-29.0	-104.0	-98.3	-116.5	-110.0	93.8	-118.3
	Temperature (°C)	20.57	19.86	18.17	19.19	20.53	19.39	21.27	19.16	20.75	18.64	19.09	18.75	21.71	20.45
	Specific Conductance (µS/cm)	674.04	693.52	706.51	675.78	665.99	671.25	691.07	626.30	670.23	683.83	636.04	671.71	868.60	863.09
	pH (s.u.)	6.78	6.94	6.87	7.01	6.86	6.98	6.53	6.49	6.84	6.93	6.83	6.78	6.95	7.01
	Turbidity (NTU)	4.11	4.92	4.15	4.97	1.06	13.80	8.60	4.10	2.27	4.82	4.27	4.99	2.99	0.77

Notes:
< = Indicates the parameter was not detected above the analytical method detection limit (MDL)
°C = degrees Celsius
J = Indicates the parameter was estimated and detected between the MDL and the reporting limit (RL)
U = Data validation qualifer that indicates the parameter was analyzed for, but not detected.
µS/cm = microsiemens per centimeter
mV = millivolts
NTU = nephelometric turbidity units
s.u. = standard units
TDS = Total dissolved solids
(1) Appendix III/IV parameter per 40 CFR 257 Subpart D. Analysis of combined radium omitted from the pilot study monitoring program. Unless otherwise indicated, parameters are reported in units of milligrams per liter (mg/L)
(2) Metals were analyzed by EPA Method 6010D, 6020B, and 7470A, anions were analyzed by EPA Method 300.0, TDS was analyzed by SM2540C-2015
(3) The pH value presented was recorded at the time of sample collection in the field

Table 2
Summary of Baseline Groundwater Analytical Data
Plant Hammond AP-1, Floyd County, Georgia

	Pilot Study Area:	HGWC-8 (East Area)									
	Well ID:	INW-03	INW-03	PT-09	PT-09	PT-10	PT-10	PT-11	PT-11	PT-12	PT-12
	Sample Date:	5/14/2024	5/29/2024	5/14/2024	5/30/2024	5/15/2024	5/30/2024	5/14/2024	5/30/2024	5/14/2024	5/30/2024
	Parameter (1,2,3)										
APPENDIX III	Boron	1.5	1.5	1.4	1.5	1.5	1.4	1.6	1.4	1.6	1.5
	Calcium	127	144	82.8	94.9	108	95.9	90.9	95.7	99.7	91.0
	Chloride	56.9	61.6	44.4	52.4	50.1	53.0	41.4	39.4	50.3	48.0
	Fluoride	0.20	0.13	0.37	0.33	0.22	0.17	0.34	0.31	0.20	0.31
	pH	7.68	7.36	7.16	7.06	6.92	6.81	6.98	7.00	6.58	6.82
	Sulfate	178	187	130 M1	133	146	124	122	118	125	131
	TDS	564	610	436	532	503	495	441	474	523	488
APPENDIX IV	Antimony	< 0.00054	<0.00054	< 0.00054	< 0.00054	< 0.00054	< 0.00054	< 0.00054	< 0.00054	< 0.00054	< 0.00054
	Arsenic	< 0.00084	< 0.0022 J	< 0.00084	0.0022 J	< 0.00084	0.0018 J	< 0.00084	0.0021 J	< 0.00084	0.0026 J
	Barium	0.075	0.12	0.058	0.062	0.054	0.052	0.057	0.072	0.069	0.069
	Beryllium	< 0.000094	< 0.000094	< 0.000094	< 0.000094	< 0.000094	< 0.000094	< 0.000094	< 0.000094	< 0.000094	< 0.000094
	Cadmium	< 0.0010	< 0.00010	0.00015 J	0.00010 J	< 0.00010	< 0.00010	0.00013 J	0.00013 J	0.00014 J	0.00011 J
	Chromium	< 0.0019	< 0.0019	< 0.0019	< 0.0019	< 0.0019	< 0.0019	< 0.0019	< 0.0019	< 0.0019	< 0.0019
	Cobalt	0.00070 J	0.00087 J	0.0012 J	0.0010 J	0.0016 J	0.0014 J	0.0016 J	0.0013 J	0.0044 J	0.0021 J
	Fluoride	0.20	0.13	0.37	0.33	0.22	0.17	0.34	0.31	0.20	0.31
	Lead	< 0.00016	< 0.00016	0.00017 J	< 0.00016	< 0.00016	< 0.00016	< 0.00016	< 0.00016	0.00017 J	< 0.00016
	Lithium	0.0050 J	0.0048 J	< 0.0016	< 0.0016	< 0.0016	< 0.0016	< 0.0016	< 0.0016	< 0.0016	< 0.0016
	Mercury	< 0.00013	< 0.00013	< 0.00013	<0.00013	< 0.00013	< 0.00013	< 0.00013	< 0.00013	< 0.00013	< 0.00013
	Molybdenum	0.082	0.060	0.27	0.24	0.092	0.053	0.24	0.17	0.085	0.22
	Selenium	< 0.00096	0.0016 J	< 0.00096	< 0.00096	< 0.00096	< 0.00096	< 0.00096	< 0.00096	< 0.00096	0.0015 J
	Thallium	< 0.00038	<0.00038	< 0.00038	< 0.00038	< 0.00038	< 0.00038	< 0.00038	< 0.00038	< 0.00038	< 0.00038
INORGANICS	Alkalinity (Bicarbonate) as $CaCO_3$	175	176	139	138	132	116	125	143	129	136
	Alkalinity (Carbonate) as $CaCO_3$	< 5.0	< 5.0	< 5.0	< 5.0	< 5.0	< 5.0	< 5.0	< 5.0	< 5.0	< 5.0
	Alkalinity (Total) as $CaCO_3$	175	176	139	138	132	116	125	143	129	136
	Sodium	12.4	11.1	9.3	11.5	9.2	9.5	8.8	9.2	11.8	9.6
	Sulfide	< 0.022	< 0.022	< 0.022	< 0.022	< 0.022	< 0.022	< 0.022	< 0.022	< 0.022	< 0.022
METALS	Iron	0.11	0.14	0.42	0.24	0.24	0.21	< 0.025	0.10	0.33	0.032 J
	Magnesium	17.1	16.5	23.7	19.9	14.3	13.1	16.2	16.7	16.6	18.6
	Manganese	0.45	1.2	0.19	0.28	0.74	0.52	0.28	0.27	1.0	0.75
	Potassium	13.8	6.1	6.1	6.2	6.7	6.6	6.0	6.5	6.8	5.7
FIELD	Dissolved Oxygen	0.25	0.61	0.04	0.05	0.25	0.43	0.07	0.42	0.32	0.71
	Oxidation-Reduction Potential (mV)	43.0	-26.7	49.9	83.4	20.1	52.5	28.7	161.9	58.8	81.4
	Temperature (°C)	18.77	20.17	17.76	19.69	20.00	20.16	18.11	19.15	18.81	19.36
	Specific Conductance (µS/cm)	835.04	864.90	681.69	703.83	707.36	664.75	676.01	708.73	685.68	678.21
	pH (s.u.)	7.68	7.36	7.16	7.06	6.92	6.81	6.98	7.00	6.58	6.82
	Turbidity (NTU)	4.98	0.56	4.98	4.71	4.92	3.01	1.43	3.84	4.71	0.73

Notes:
< = Indicates the parameter was not detected
°C = degrees Celsius
J = Indicates the parameter was estimated an
U = Data validation qualifer that indicates th
µS/cm = microsiemens per centimeter
mV = millivolts
NTU = nephelometric turbidity units
s.u. = standard units
TDS = Total dissolved solids
(1) Appendix III/IV parameter per 40 CFR 2
in units of milligrams per liter (mg/L)
(2) Metals were analyzed by EPA Method 6
(3) The pH value presented was recorded at

Table 3
Summary of Daily Injection Volumes
Plant Hammond AP-1, Floyd County, Georgia

Date	HGWC-8 (East Area)		HGWC-13 (Southwest Area)	
	Daily Injection Volume (gal)	$FeSO_4$ Concentration of Injectate (g/L)	Daily Injection Volume (gal)	$FeSO_4$ Concentration of Injectate (g/L)
07/09/2024	--	--	480*	--
07/10/2024	--	--	950	0.5
07/11/2024	900	0.5	--	--
07/12/2024	--	--	947	0.5
07/13/2024	1,206	0.5	--	--
07/14/2024	--	--	1,798(1)	0.5
07/15/2024	1,211	1.0	--	--
07/16/2024	--	--	1,800(1)	0.5
07/23/2024	--	--	1,505(1)	1.0
07/24/2024	--	--	1,805(1)	1.0
07/29/2024	--	--	904(1)	1.0
07/31/2024	--	--	307*	--
TOTAL:	**3,317**	--	**10,496**	--

Notes:
-- = indicates no injections occurred on this date.
* = indicates injection consisted of potable water.
gal = gallons
g/L = grams per liter.
(1) Injection volumes represent total volume injected simultaneously between two injection wells, INW-04 and INW-05.

Table 4
Summary of Air Sparging Activities
HGWC 13 Pilot Area, Plant Hammond AP-1, Floyd County, GA

Well-ID	Date	Flow Rate (SCFM)	Duration (hours)
AS-03	7/26/2024	<1.0	2
AS-03	7/27/2024	<1.0	3
AS-04	7/27/2024	<2.0	1
AS-03	7/28/2024	<1.7	3
AS-03	7/29/2024	1.8	3

Notes:
SCFM = standard cubic feet per minute.

Table 5
Summary of Screening-Level Groundwater Analytical Data
Plant Hammond AP-1, Floyd County, Georgia

			Parameter ([1,2]):	Total Iron	Dissolved Iron	Total Boron	Dissolved Boron	Total Molybdenum	Dissolved Molybdenum	Total Arsenic	Dissolved Arsenic
	Well ID	**Sample Date**	**Sample Time**								
HGWC-8 (East Area)	**PT-09**	5/31/2024[3]	11:52 AM	0.24	--	1.5	--	0.24	--	0.0022 J	--
		7/11/2024	6:00 PM	0.56	0.02	1.5	1.4	0.43	0.42	--	--
		7/13/2024	8:45 AM	0.36	< 0.018	1.4	1.5	0.34	0.33	--	--
		7/13/2024	4:38 PM	0.66	0.3	1.1	1.2	0.29	0.29	--	--
		7/15/2024	8:22 AM	0.38	0.031	1.2	1.3	0.30	0.27	--	--
		7/15/2024	4:02 PM	6.3	3.8	1.0	1.0	0.13	0.12	--	--
		7/17/2024	1:42 PM	0.78	0.46	1.0	1.0	0.25	0.24	--	--
	PT-10	5/30/2024[3]	2:40 PM	0.21	--	1.4	--	0.053	--	0.0018 J	
		7/11/2024	6:00 PM	0.37	< 0.018	1.6	1.7	0.16	0.15	--	--
		7/13/2024	8:50 AM	0.19	< 0.018	1.6	1.7	0.16	0.17	--	--
		7/13/2024	4:40 PM	0.12	< 0.018	1.6	1.7	0.18	0.16	--	--
		7/15/2024	5:19 PM	0.14	--	1.7	--	0.16	--	--	--
		7/17/2024	1:44 PM	0.10	--	1.7	--	0.17	--	--	--
	PT-11	5/29/2024[3]	4:43 PM	0.10	--	1.4	--	0.17	--	0.0021 J	--
		7/11/2024	8:00 PM	3.2	2.4	0.69	0.72	0.05	0.05	--	--
		7/13/2024	5:56 PM	11	9	0.57	0.6	0.02	0.02	--	--
		7/15/2024	8:46 AM	2.4	1.6	0.85	0.87	0.04	0.04	--	--
		7/15/2024	4:15 PM	44	37	0.49	0.51	0.01	0.01	--	--
		7/17/2024	9:22 AM	13	12	0.8	0.82	0.01	0.01	--	--
		7/24/2024	10:05 AM	4.9	3.6	1.2	1.2	0.05	0.04	--	--
	PT-12	5/29/2024[3]	12:08 PM	0.032 J	--	1.5	--	0.22	--	0.0026 J	--
		7/11/2024	8:15 PM	0.1	< 0.018	1.5	1.6	0.31	0.30	--	--
		7/13/2024	5:54 PM	0.22	0.024	1.2	1.3	0.23	0.23	--	--
		7/15/2024	5:20 PM	0.49	--	1.2	--	0.14	--	--	--
		7/17/2024	12:04 PM	0.6	< 0.018	1.2	1.3	0.23	0.23	--	--

Table 5
Summary of Screening-Level Groundwater Analytical Data
Plant Hammond AP-1, Floyd County, Georgia

			Parameter ([1,2]):	Total Iron	Dissolved Iron	Total Boron	Dissolved Boron	Total Molybdenum	Dissolved Molybdenum	Total Arsenic	Dissolved Arsenic
	Well ID	**Sample Date**	**Sample Time**								
HGWC-13 Area (Southwest Area)	**PT-07**	5/16/2024[3]	12:16 PM	15.7	--	0.50	--	0.0093 J	--	0.27	--
		7/10/2024	7:40 PM	41	14	0.54	0.49	--	--	0.32	0.23
		7/12/2024	6:12 PM	17	12	0.52	0.52	--	--	0.24	0.16
		7/18/2024	2:00 PM	21	16	0.58	0.59	--	--	0.28	0.26
		7/26/2024	8:10 PM	140	0.19	0.7	0.58	--	--	0.64	0.052
		7/27/2024	5:00 PM	190	0.6	0.71	0.56	--	--	0.29	0.025
		7/28/2024	5:00 PM	31	0.46	0.63	0.56	--	--	0.097	0.026
		7/29/2024	9:05 AM	26	6.4	0.6	0.54	--	--	0.13	0.055
		7/29/2024	6:43 PM	23	12	0.56	0.54	--	--	0.13	0.088
		7/30/2024	8:55 AM	31	12	0.62	0.57	--	--	0.18	0.091
		7/30/2024	6:00 PM	160	1.4	0.76	0.59	--	--	0.39	0.045
		7/31/2024	9:40 AM	110	2.8	0.61	0.51	--	--	0.44	0.03
	PT-08	5/16/2024[3]	10:37 AM	8.0	--	0.73	--	0.017	--	0.23	--
		7/10/2024	9:00 PM	22	9.1	0.74	0.69	--	--	0.33	0.26
		7/16/2024	6:00 AM	7.3	7.4	0.8	0.76	--	--	0.25	0.28
		7/16/2024	7:55 AM	22	9.9	0.76	0.65	--	--	0.34	0.30
		7/18/2024	8:47 PM	8.8	7.5	0.72	0.75	--	--	0.29	0.26
		7/24/2024	9:00 AM	21	11	0.7	0.71	--	--	0.3	0.26
		7/24/2024	8:00 PM	23	9.3	0.63	0.63	--	--	0.31	0.25
		7/25/2024	4:50 PM	17	--	0.67	--	--	--	0.35	--
		7/28/2024	4:30 PM	26	7.7	0.75	0.66	--	--	0.42	0.17
		7/30/2024	5:50 PM	25	7.7	0.78	0.7	--	--	0.34	0.12
		7/31/2024	10:00 AM	34	13	0.65	0.61	--	--	0.43	0.16
	PT-13	5/15/2024[3]	6:45 PM	15	--	0.52	--	0.0087 J	--	0.29	--
		7/10/2024	8:12 PM	80	11	0.56	0.56	--	--	0.29	0.23
		7/12/2024	7:14 PM	24	13	0.58	0.59	--	--	0.3	0.23
		7/14/2024	8:30 AM	27	15	0.61	0.57	--	--	0.3	0.29
		7/14/2024	5:00 PM	28	20	0.45	0.43	--	--	0.27	0.23
		7/18/2024	11:47 AM	18	15	0.53	0.56	--	--	0.29	0.27
		7/24/2024	8:00 PM	66	51	0.39	0.39	--	--	0.2	0.15
		7/25/2024	3:20 PM	38	--	0.55	--	--	--	0.3	--
		7/26/2024	8:20 PM	42	16	0.54	0.5	--	--	0.26	0.18
		7/27/2024	5:00 PM	30	12	0.6	0.5	--	--	0.26	0.083
		7/28/2024	4:20 PM	23	13	0.59	0.51	--	--	0.19	0.11
		7/30/2024	6:10 PM	24	13	0.57	0.56	--	--	0.17	0.076
		7/31/2024	9:50 AM	36	23	0.56	0.54	--	--	0.22	0.13

Table 5
Summary of Screening-Level Groundwater Analytical Data
Plant Hammond AP-1, Floyd County, Georgia

			Parameter ([1,2]):	Total Iron	Dissolved Iron	Total Boron	Dissolved Boron	Total Molybdenum	Dissolved Molybdenum	Total Arsenic	Dissolved Arsenic
	Well ID	**Sample Date**	**Sample Time**								
HGWC-13 Area (Southwest Area)	**PT-14**	5/15/2024[3]	6:27 PM	15	--	0.51	--	0.011	--	0.21	--
		7/12/2024	6:47 PM	53	10	0.46	0.44	--	--	0.17	0.079
		7/14/2024	8:30 AM	48	14	0.68	0.66	--	--	0.20	0.18
		7/14/2024	5:15 PM	73	19	0.32	0.28	--	--	0.14	0.035
		7/16/2024	7:45 AM	63	13	0.62	0.64	--	--	0.24	0.15
		7/16/2024	6:00 PM	34	20	0.62	0.40	--	--	0.08	0.024
		7/18/2024	4:32 PM	18	14	0.64	0.66	--	--	0.21	0.2
		7/24/2024	9:00 AM	87	24	0.68	0.61	--	--	0.21	0.051
		7/24/2024	8:00 PM	250	71	0.53	0.37	--	--	0.21	0.0043
		7/25/2024	2:40 PM	130	28	0.60	0.58	--	--	0.20	0.056
		7/26/2024	10:10 AM	40	18	0.63	0.57	--	--	0.16	0.14
		7/26/2024	8:00 PM	38	18	0.62	0.57	--	--	0.16	0.15
		7/27/2024	5:00 PM	62	2.3	0.67	0.57	--	--	0.26	0.019
		7/28/2024	3:30 PM	22	15	0.65	0.59	--	--	0.13	0.12
		7/29/2024	9:05 AM	52	16	0.62	0.57	--	--	0.20	0.13
		7/29/2024	12:00 PM	64	22	0.46	0.5	--	--	0.04	0.019
		7/29/2024	1:00 PM	120	53	0.46	0.36	--	--	0.093	0.022
		7/29/2024	3:00 PM	160	75	0.36	0.31	--	--	0.098	0.02
		7/29/2024	6:33 PM	110	70	0.43	0.38	--	--	0.095	0.012
		7/30/2024	9:05 AM	25	19	0.63	0.58	--	--	0.053	0.034
		7/30/2024	5:40 PM	32	17	0.63	0.59	--	--	0.11	0.054
		7/31/2024	9:10 AM	34	18	0.61	0.56	--	--	0.18	0.11
		7/31/2024	3:40 PM	17	4.3	0.31	0.32	--	--	0.051	0.014
	PT-15	5/15/2024[3]	4:10 PM	9.2	--	0.76	--	0.021	--	0.39	--
		7/14/2024	5:30 PM	14	8.2	0.69	0.69	--	--	0.42	0.38
		7/18/2024	6:13 PM	9.4	7.7	0.7	0.72	--	--	0.42	0.41
		7/24/2024	9:00 AM	13	12	0.65	0.64	--	--	0.33	0.36
		7/25/2024	4:40 PM	18	--	0.69	--	--	--	0.48	--

Notes:
< = Indicates the parameter was not detected above the analytical method detection limit (MDL).
-- = indicates sample was not collected on this date or sample was not analyzed for that parameter.
J = Indicates the parameter was estimated and detected between the MDL and the reporting limit (RL).
(1) Parameters are reported in units of milligrams per liter (mg/L).
(2) Metals were analyzed by EPA Method 6010D, 6020B.
(3) Data was collected from a baseline sampling event that occurred pre-injection activities.

FIGURES

N

LEGEND

Plant Hammond Property Boundary

Note:
1. Aerial photograph source: Google Earth Pro, August 2019 and Georgia Power Company, February 2023.

0 625 1,250 2,500

SCALE IN FEET

SITE LOCATION MAP

GEORGIA POWER COMPANY
PLANT HAMMOND AP-1
ROME, FLOYD COUNTY, GEORGIA

Prepared For: Georgia Power

Prepared By: Geosyntec consultants

KENNESAW, GA | AUGUST 2024

FIGURE 1

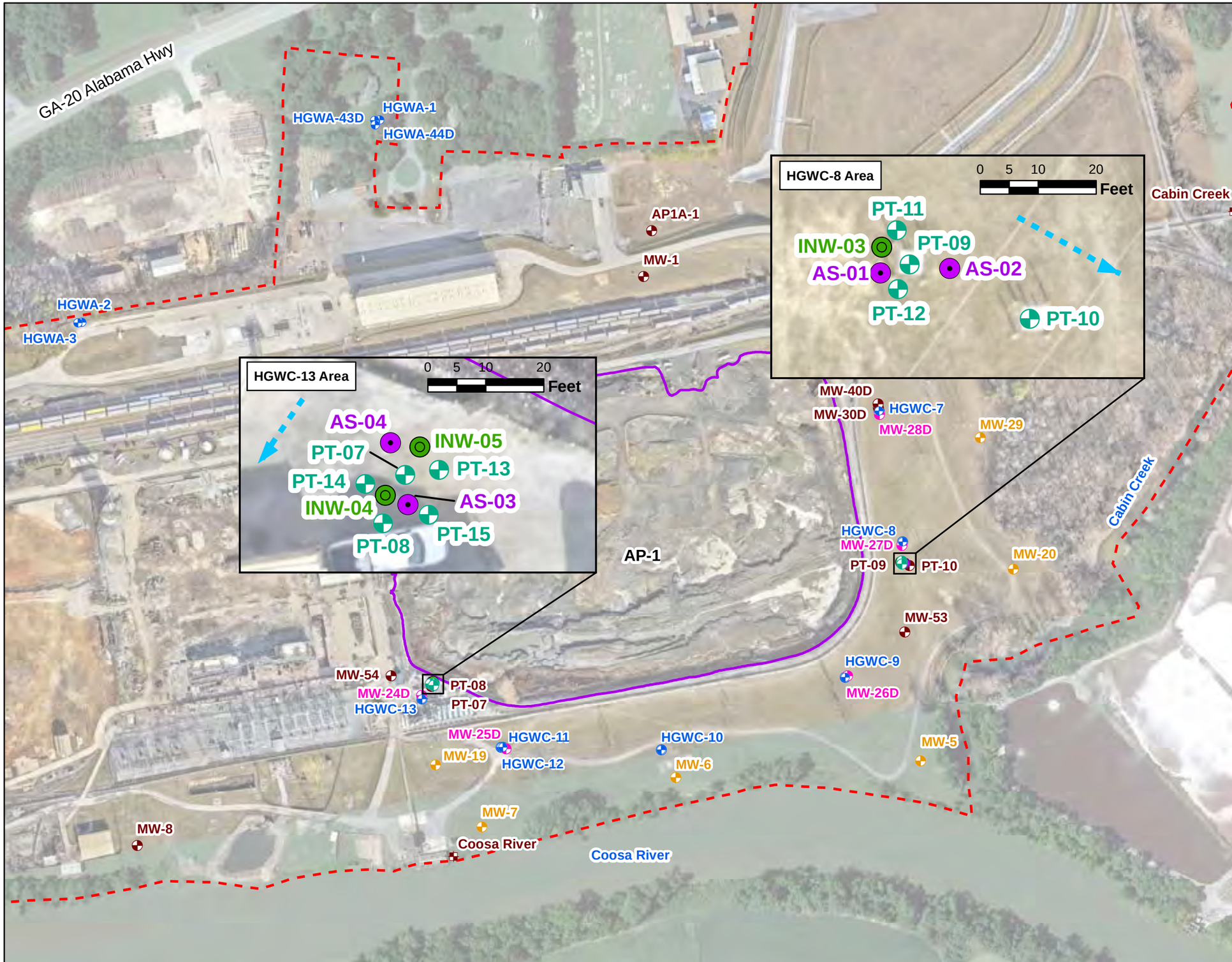

N

LEGEND

- Detection Monitoring Well
- Horizontal Assessment Monitoring Well
- Vertical Assessment Monitoring Well
- Piezometer
- Surface Water Level Gauge Point
- Temporary Sparge Well
- Injection Well
- Performance Monitoring Well
- Approximate AP-1 Boundary
- Plant Hammond Property Boundary
- Approximate Groundwater Flow Direction

Notes:

1. Piezometers INW-03, INW-04, INW-05, AS-01 through AS-04, and PT-07 through PT-15 were installed in support of an Assesment of Corrective Measures (ACM) geochemical injections pilot study and are not included in the routine semiannual sampling of the monitoring well network.
2. Aerial photograph source: Google Earth Pro, August 2019, and Georgia Power Company, January 2024.

0 150 300 600

SCALE IN FEET

PILOT STUDY WELL LOCATIONS

GEORGIA POWER COMPANY
PLANT HAMMOND AP-1
ROME, FLOYD COUNTY, GEORGIA

Prepared For: Georgia Power

Prepared By: Geosyntec consultants

KENNESAW, GA | AUGUST 2024

FIGURE 2

APPENDIX A

Well Design, Installation, and Development Report – Addendum No. 6

Prepared for

Georgia Power Company
241 Ralph McGill Blvd NE
Atlanta, Georgia 30308

WELL DESIGN, INSTALLATION, AND DEVELOPMENT REPORT - ADDENDUM No. 6

PLANT HAMMOND ASH POND 1 (AP-1)

Prepared by

Geosyntec consultants
engineers | scientists | innovators

1255 Roberts Boulevard, Suite 200
Kennesaw, Georgia 30144

Project Number GW6581E

August 2024

CERTIFICATION PAGE

I hereby certify that this *Well Design, Installation, and Development Report – Addendum No. 6, Plant Hammond Ash Pond 1 (AP-1)* has been prepared by, or under the direct supervision of, a Qualified Groundwater Scientist with Geosyntec Consultants, Inc. and is in compliance with the United States Environmental Protection Agency Coal Combustion Residual Rule [40 Code of Federal Regulations 257 Subpart D], specifically §257.91(e)(1), and the Georgia Environmental Protection Division Rules for Solid Waste Management 391-3-4-.10.

According to 391-3-4-.01, a Qualified Groundwater Scientist is "a professional engineer or geologist registered to practice in Georgia who has received a baccalaureate or post-graduate degree in the natural sciences or engineering and has sufficient training and experience in groundwater hydrology and related fields that enable individuals to make sound professional judgments regarding groundwater monitoring, contaminant fate and transport, and corrective action."

Christine Hug P.G.	August 23, 2024
Georgia Professional Geologist No. 002221	Date
Project Manager	
Geosyntec Consultants	

TABLE OF CONTENTS

LIST OF TABLES

LIST OF FIGURES

LIST OF APPENDICES

LIST OF ACRONYMS

ACM	Assessment of Corrective Measures
AP	Ash Pond
ASTM	American Society for Testing and Materials
CCR	coal combustion residual
CFR	Code of Federal Regulations
DO	dissolved oxygen
GA EPD	Georgia Environmental Protection Division
Georgia Power	Georgia Power Company
Geosyntec	Geosyntec Consultants, Inc.
NAD	North America Datum
NAVD	North American Vertical Datum
NSF	National Sanitation Foundation
ORP	oxygen reduction potential
PG	professional geologist
PVC	polyvinyl chloride
SCS	Southern Company Services
TOC	top of casing
US EPA	United States Environmental Protection Agency

1. INTRODUCTION

This report provides details regarding the design, installation, and development of twelve piezometers[1] (AS-01, AS-02, AS-03, AS-04, INW-03, INW-04, INW-05, PT-11, PT-12, PT-13, PT-14, and PT-15) to supplement the current groundwater monitoring system at Georgia Power Company (Georgia Power) Plant Hammond (Site) Ash Pond 1 (AP-1). The report was prepared as an addendum to previously submitted well design, installation, development and decommissioning reports issued for the Site (ERM, 2017; Geosyntec 2019, 2020a, 2020b, 2020c, and 2023), and meets the requirements promulgated in the United States Environmental Protection Agency (US EPA) coal combustion residual (CCR) rule [40 Code of Federal Regulations (CFR) Part 257, Subpart D], specifically 40 CFR §257.91(e)(1) and Georgia Environmental Protection Division (GA EPD) Rules for Solid Waste Management 391-3-4-.10.

Plant Hammond is located in Floyd County, approximately 10 miles west of Rome, Georgia. The physical address of the plant is 5963 Alabama Highway, Rome, Georgia, 30165. The current groundwater monitoring system at AP-1 includes a network of detection monitoring wells, assessment monitoring wells, and piezometers. The locations of these wells and piezometers are shown on **Figure 1**.

Wells AS-01, AS-02, AS-03, and AS-04 were installed as air sparge points for the supplemental pilot study in support of the Assessment of Corrective Measures (ACM) Program. Wells INW-03, INW-04, and INW-05 were installed as injection points, and wells PT-11, PT-12, PT-13, PT-14, and PT-15 were installed to specifically monitor the performance of the supplemental pilot study injections in support of the ACM program.

[1] For the purposes of this report, unless otherwise specified, the term “well” will be used interchangeably with “piezometer”.

2. DRILLING AND WELL INSTALLATION

Well installation and development activities were performed according to accepted industry standards and following guidelines within the Manual for Groundwater Monitoring (GA EPD, 1991). Well drilling, installation, and surface completion activities were performed by Cascade Drilling, Inc. of Midland, North Carolina. In accordance with the Georgia Water Well Standards Act, the driller was required to have an insurance bond on file with the State of Georgia at the time of drilling. A copy of this bond is provided in **Appendix A**. A geologist under the supervision of a professional geologist (PG) registered to practice in the State of Georgia, both of whom are employed with Geosyntec Consultants (Geosyntec), documented the drilling and installation efforts to record observations, soil and rock descriptions, subsurface stratigraphy, water elevations, and other field activities. Geosyntec was also responsible for the development of the newly installed wells.

The locations of the new piezometers are shown on **Figure 1**. Well construction details are provided in **Table 1**; boring and well construction logs are included in **Appendix B**.

2.1 Drilling Method

The boreholes were advanced using rotosonic drilling techniques with continuous core collection. A Terra Sonic compact crawler size track mounted rig with a 6-inch sonic drill rod was used to install the wells. Care was taken so that the drilling methods did not introduce contamination of the groundwater from surface activities. Drilling equipment was cleaned prior to mobilizing to the site.

2.2 Screened Interval

Details regarding the well screened intervals are provided in **Table 1**. The wells are screened in the uppermost water bearing unit of the Site. Screened elevations across the new wells range from approximately 560.75 to 542.97 feet (referenced to the North American Vertical Datum of 1988). Performance monitoring and injection (PT and INW) wells were constructed with a 10 foot well screen segment. Air sparge (AS) wells were installed with a 2 foot well screen.

2.3 Well Casings and Screens

The wells were constructed of 2-inch inner diameter Schedule 40 polyvinyl chloride (PVC) casing with flush-threaded fittings. Performance monitoring and injection wells

were installed with a 10-foot nominal length pre-packed dual-wall well screen with 0.010-inch slots, air sparge wells were installed with a 2-foot nominal length well screen with 0.010-inch slots. The casing and pre-packed screens arrived pre-cleaned and packaged by the manufacturer. The pre-packed well screens were constructed onsite by packing sand between slotted PVC and the well screen. Well construction materials are sufficiently durable to resist chemical and physical degradation and do not interfere with the quality of groundwater samples. Casing and screen are flush-threaded. Solvent or glue was not used to construct the wells. A threaded bottom cap was attached to the bottom of each well screen. The PVC products used were American Society for Testing and Materials (ASTM) and National Sanitation Foundation (NSF) rated. Well screen interval details are provided in **Table 1**.

2.4 Well Intake Design

The wells were designed and constructed to: (1) allow sufficient groundwater flow to the well for sampling (for performance monitoring and injection wells); (2) minimize the passage of formation materials (turbidity) into the well; and (3) ensure sufficient structural integrity to prevent collapse of the well. The annular space between the face of the formation and the screens was filled to minimize passage of formation materials into the well. A filter pack of clean, well-rounded, quartz sand was installed in each well. The 0.010-inch slot size was selected to minimize the inflow of formation material without impairing influent groundwater flow.

2.5 Filter Pack

Highly Pure Quartzite silica sand filter pack was used as the appropriate gradation for the wells. The filter pack material meets the ASTM D5092 uniformity coefficient specification of 2.5 or less, with a uniformity coefficient of 1.6.

Filter pack material was placed within the pre-packed dual-wall well screens and in the annular space between the outside of the pre-pack screen and borehole wall to ensure an adequate thickness of filter pack material between the wells and the formation. Placement of the filter pack between the borehole wall and PVC was placed via gravity-pouring. Filter pack material placed in the annular space outside of the well screens extended a minimum of 2 feet above the top of screens. No bridging occurred during filter pack placement at any of the well locations.

Upon placement of the filter pack, the wells were pumped with a submersible pump to assure settlement of the filter pack. The top of filter pack depth was measured following

pumping to ensure appropriate extension of filter sand above the screens. The depth of top of filter pack was measured and recorded on the well construction logs provided in **Appendix B**.

2.6 Annular Seal

A minimum of two feet of bentonite chips (un-coated 3/8-inch and 1/2-inch bentonite pellets) were placed immediately above the filter pack by gravity-pouring into the annular space and hydrated per manufacture's specifications. A tremie pipe was used to probe the annular space to ensure that no bridging occurred. The bentonite was hydrated with potable water for a duration meeting the manufacture's specifications prior to grouting the remaining annulus.

The annulus above the bentonite seal was grouted with a bentonite grout placed via tremie pipe and direct pour methods from the top of the bentonite seal. During grouting, care was taken to assure that the bentonite seal was not disturbed by locating the base of the tremie pipe approximately 2 feet above the bentonite seal and injecting grout at low pressure/velocity. A cement apron 2-feet by 2-feet by 4-inches was poured around flush mount casings at all locations. A metal survey pin was placed on the front side of the concrete pad, several inches from the well vault. The pads were mounded slightly outward to direct surface drainage away from the wells.

2.7 Cap and Protective Casing

All wells were installed with flush-mounted well vaults and watertight flush-mounted well covers. The wells were clearly marked with the proper well identification number on a secured aluminum well tag on the manhole covers.

Construction details are documented on the well construction logs provided in **Appendix B**.

3. WELL DEVELOPMENT

The wells were developed using a combination of surging and pumping to (1) restore the natural hydraulic conductivity of the formation, and (2) to remove fine-grained sediment to ensure low-turbidity groundwater samples. The wells were alternately surged and purged until visually clear of particulates. Turbidity, pH, temperature, conductivity, oxidation-reduction potential (ORP), and dissolved oxygen (DO) measurements were

recorded to ensure that each well was fully developed. The well development and calibration field forms are included in **Appendix C**.

4. SURVEY

Upon completion of the well installations, select horizontal locations and vertical elevations were surveyed by a Georgia-licensed surveyor. The top of the PVC well casing [top of casing (TOC) elevation] and the survey pin installed at the well pads were surveyed to within 0.5-foot horizontal accuracy and to 0.01-foot vertical accuracy. The horizontal location (i.e., northings and eastings) was recorded in feet relative to the North America Datum of 1983 (NAD) with the vertical elevation recorded in feet relative to the North American Vertical Datum of 1988 (NAVD 88). Certified survey data are provided in the well construction table (**Table 1**). A copy of the certified well survey data for the new wells are provided in **Appendix D**.

5. REFERENCES

Environmental Resources Management (ERM), 2017. *Well Design, Installation, Development, and Decommissioning Report – Plant Hammond Ash Ponds 1 and 2*. October 2017.

Georgia Environmental Protection Division (GA EPD), Georgia Department of Natural Resources, 1991. *Manual for Groundwater Monitoring*. September 1991.

Geosyntec Consultants, 2019. Well Design, Installation and Development Report – Addendum, Plant Hammond Ash Ponds 1 and 2 (AP-1 and AP-2). June 2019.

Geosyntec Consultants, 2020a. Well Design, Installation and Development Report – Addendum No 2, Plant Hammond Ash Pond 1 (AP-1). January 2020.

Geosyntec Consultants, 2020b. Well Design, Installation and Development Report – Addendum No 3, Plant Hammond Ash Pond 1 (AP-1). July 2020.

Geosyntec Consultants, 2020c. Well Design, Installation and Development Report – Addendum No 4, Plant Hammond Ash Pond 1 (AP-1). November 2020.

Geosyntec Consultants, 2023. Well Design, Installation and Development Report – Addendum No 5, Plant Hammond Ash Pond 1 (AP-1). October 2023.

United States Environmental Protection Agency. 2015a. Federal Register. Volume 80. No. 74. Friday April 17, 2015. Part II. Environmental Protection Agency. 40 CFR Parts 257 and 261. Hazardous and Solid Waste Management System; Disposal of Coal Combustion Residuals from Electric Utilities; Final Rule. [EPA-HQ-RCRA–2009–0640; FRL–9919–44–OSWER]. RIN–2050–AE81, April 2015

TABLE

Table 1
Summary of Well Construction Details
Plant Hammond AP-1, Floyd County, Georgia

Well ID	Purpose	Well Completion	Geological Formation	Installation Date	Northing (1)	Easting (1)	Ground Surface Elevation (1) (ft)	Top of Casing Elevation (1) (ft)	Top of Screen Elevation (ft)	Bottom of Screen Elevation (ft)	Well Depth (ft bgs) (2)
AS-01	Piezometer	Flush Mount	Residual	5/7/2024	1549048.28	1942388.06	577.46	577.08	548.46	546.46	31.30
AS-02	Piezometer	Flush Mount	Residual	5/6/2024	1549049.08	1942400.03	577.14	576.72	547.14	545.14	32.30
AS-03	Piezometer	Flush Mount	Residual/Limestone	4/28/2024	1548670.10	1940933.87	591.98	591.60	545.98	543.98	48.30
AS-04	Piezometer	Flush Mount	Residual/Limestone	4/28/2024	1548680.80	1940930.83	591.97	591.50	544.97	542.97	49.30
INW-03	Piezometer	Flush Mount	Alluvium	5/6/2024	1549052.75	1942388.28	577.38	577.07	560.28	550.28	27.40
INW-04	Piezometer	Flush Mount	Alluvium	4/28/2024	1548671.73	1940929.98	592.01	591.58	557.01	547.01	45.30
INW-05	Piezometer	Flush Mount	Alluvium	4/28/2024	1548680.07	1940935.89	591.81	591.31	556.81	546.81	45.30
PT-11	Piezometer	Flush Mount	Alluvium	5/7/2024	1549055.61	1942390.89	577.35	576.96	560.75	550.75	26.90
PT-12	Piezometer	Flush Mount	Alluvium	5/7/2024	1549045.43	1942391.10	577.34	576.84	560.34	550.34	27.30
PT-13	Piezometer	Flush Mount	Residual	4/28/2024	1548676.04	1940939.23	591.88	591.47	556.88	546.88	45.30
PT-14	Piezometer	Flush Mount	Alluvium	4/28/2024	1548673.63	1940926.52	592.06	591.62	557.06	547.06	45.30
PT-15	Piezometer	Flush Mount	Alluvium	4/28/2024	1548668.35	1940937.45	591.90	591.37	556.90	546.90	45.30

Notes:
ft = feet
ft bgs = feet below ground surface.
(1) Coordinates in North American Datum (NAD) 1983, State Plane, Georgia-West, feet. Elevations referenced to the North American Vertical Datum of 1988 (NAVD88). Survey data was certified by GEL Solutions July 1, 2024.
(2) Total well depth accounts for 0.3 ft sump.

FIGURE

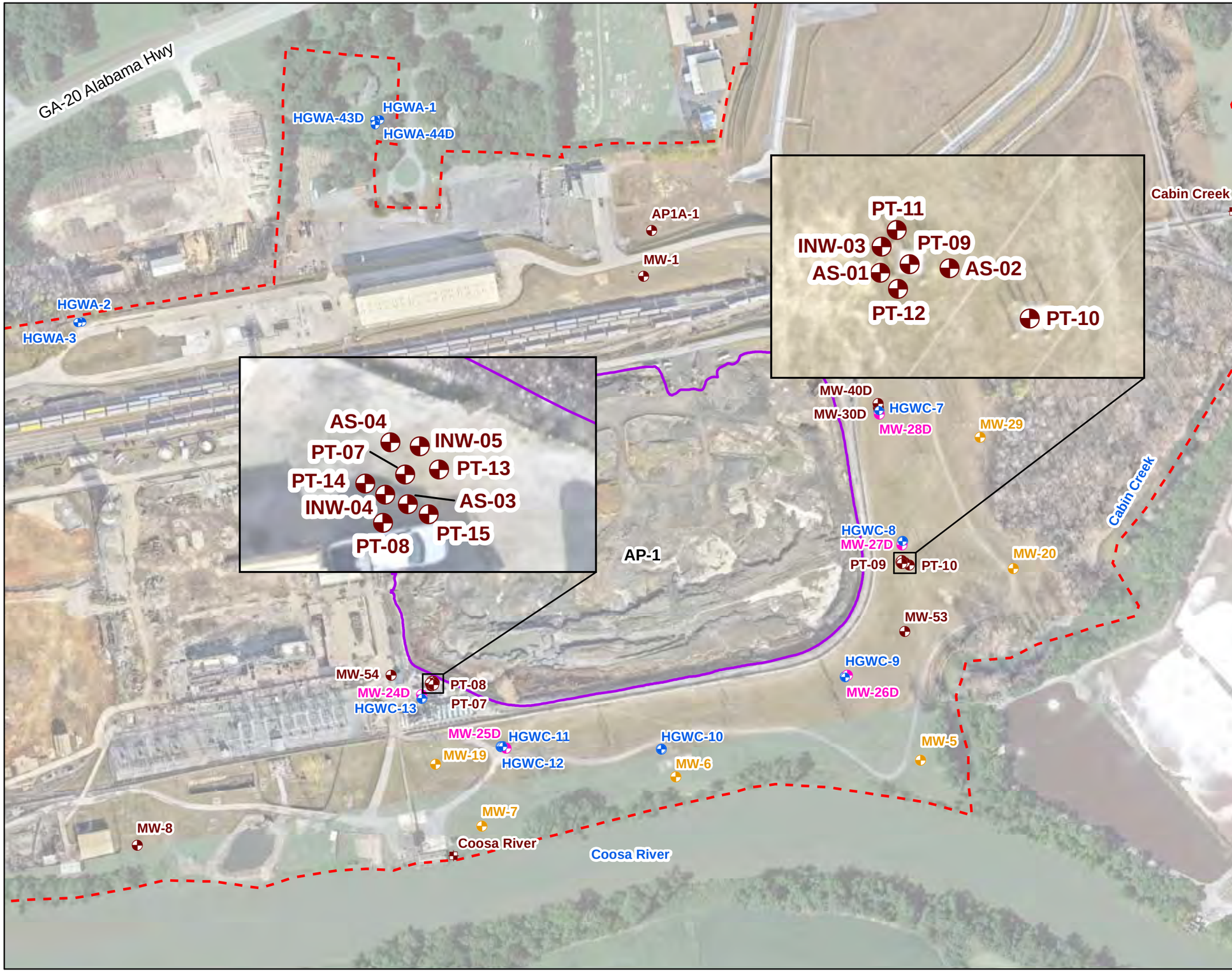

N

LEGEND

- Detection Monitoring Well
- Horizontal Assessment Monitoring Well
- Vertical Assessment Monitoring Well
- Piezometer
- Surface Water Level Gauge Point
- Approximate AP-1 Boundary
- Plant Hammond Property Boundary

Notes:

1. Piezometers INW-03, INW-04, INW-05, AS-01 through AS-04, and PT-7 through PT-15 were installed in support of an Assesment of Corrective Measures (ACM) geochemical injections pilot study and are not included in the routine semiannual sampling of the monitoring well network.
2. Aerial photograph source: Google Earth Pro, August 2019, and Georgia Power Company, January 2024.

0 150 300 600

SCALE IN FEET

GROUNDWATER MONITORING NETWORK MAP

GEORGIA POWER COMPANY
PLANT HAMMOND AP-1
ROME, FLOYD COUNTY, GEORGIA

Prepared For: Georgia Power

Prepared By: Geosyntec consultants

KENNESAW, GA | AUGUST 2024

FIGURE 1

APPENDIX A

Well Driller Performance Bonds

CONTINUATION
CERTIFICATE

Atlantic Specialty Insurance Company , Surety upon

a certain Bond No. 800033976

dated effective September 27, 2017
(MONTH-DAY-YEAR)

on behalf of Ricky Davis / Cascade Drilling, L.P.
(PRINCIPAL)

and in favor of Department of Natural Resources, State of Georgia
(OBLIGEE)

does hereby continue said bond in force for the further period

beginning on June 30, 2023
(MONTH-DAY-YEAR)

and ending on June 30, 2025
(MONTH-DAY-YEAR)

Amount of bond Thirty Thousand and 00/100 Dollars ($30,000.00)

Description of bond Performance Bond for Water Well Contractors

Premium:

PROVIDED: That this continuation certificate does not create a new obligation and is executed upon the express condition and provision that the Surety's liability under said bond and this and all Continuation Certificates issued in connection therewith shall not be cumulative and that the said Surety's aggregate liability under said bond and this and all such Continuation Certificates on account of all defaults committed during the period (regardless of the number of years) said bond had been and shall be in force, shall not in any event exceed the amount of said bond as hereinbefore set forth.

Signed and dated on April 13, 2023
(MONTH-DAY-YEAR)

Atlantic Specialty Insurance Company

By

ATTORNEY-IN-FACT Carlos A. Albelo

Power of Attorney

KNOW ALL MEN BY THESE PRESENTS, that ATLANTIC SPECIALTY INSURANCE COMPANY, a New York corporation with its principal office in Plymouth, Minnesota, does hereby constitute and appoint: **Megan Sivley, Melissa Haddick, Sandra Parker, Orlando Aguirre, Stacy Killebrew, Carlos A. Albelo**, each individually if there be more than one named, its true and lawful Attorney-in-Fact, to make, execute, seal and deliver, for and on its behalf as surety, any and all bonds, recognizances, contracts of indemnity, and all other writings obligatory in the nature thereof; provided that no bond or undertaking executed under this authority shall exceed in amount the sum of: **unlimited** and the execution of such bonds, recognizances, contracts of indemnity, and all other writings obligatory in the nature thereof in pursuance of these presents, shall be as binding upon said Company as if they had been fully signed by an authorized officer of the Company and sealed with the Company seal. This Power of Attorney is made and executed by authority of the following resolutions adopted by the Board of Directors of ATLANTIC SPECIALTY INSURANCE COMPANY on the twenty-fifth day of September, 2012:

Resolved: That the President, any Senior Vice President or Vice-President (each an "Authorized Officer") may execute for and in behalf of the Company any and all bonds, recognizances, contracts of indemnity, and all other writings obligatory in the nature thereof, and affix the seal of the Company thereto; and that the Authorized Officer may appoint and authorize an Attorney-in-Fact to execute on behalf of the Company any and all such instruments and to affix the Company seal thereto; and that the Authorized Officer may at any time remove any such Attorney-in-Fact and revoke all power and authority given to any such Attorney-in-Fact.

Resolved: That the Attorney-in-Fact may be given full power and authority to execute for and in the name and on behalf of the Company any and all bonds, recognizances, contracts of indemnity, and all other writings obligatory in the nature thereof, and any such instrument executed by any such Attorney-in-Fact shall be as binding upon the Company as if signed and sealed by an Authorized Officer and, further, the Attorney-in-Fact is hereby authorized to verify any affidavit required to be attached to bonds, recognizances, contracts of indemnity, and all other writings obligatory in the nature thereof.

This power of attorney is signed and sealed by facsimile under the authority of the following Resolution adopted by the Board of Directors of ATLANTIC SPECIALTY INSURANCE COMPANY on the twenty-fifth day of September, 2012:

Resolved: That the signature of an Authorized Officer, the signature of the Secretary or the Assistant Secretary, and the Company seal may be affixed by facsimile to any power of attorney or to any certificate relating thereto appointing an Attorney-in-Fact for purposes only of executing and sealing any bond, undertaking, recognizance or other written obligation in the nature thereof, and any such signature and seal where so used, being hereby adopted by the Company as the original signature of such officer and the original seal of the Company, to be valid and binding upon the Company with the same force and effect as though manually affixed.

IN WITNESS WHEREOF, ATLANTIC SPECIALTY INSURANCE COMPANY has caused these presents to be signed by an Authorized Officer and the seal of the Company to be affixed this first day of January, 2023.

ATLANTIC SPECIALTY INSURANCE COMPANY CORPORATE SEAL 1986 NEW YORK

By _____
Sarah A. Kolar, General Counsel

STATE OF MINNESOTA
HENNEPIN COUNTY

On this first day of January, 2023, before me personally came Sarah A. Kolar, General Counsel of ATLANTIC SPECIALTY INSURANCE COMPANY, to me personally known to be the individual and officer described in and who executed the preceding instrument, and she acknowledged the execution of the same, and being by me duly sworn, that she is the said officer of the Company aforesaid, and that the seal affixed to the preceding instrument is the seal of said Company and that the said seal and the signature as such officer was duly affixed and subscribed to the said instrument by the authority and at the direction of the Company.

ALISON DWAN NASH-TROUT
NOTARY PUBLIC - MINNESOTA
My Commission Expires
January 31, 2026

_____
Notary Public

I, the undersigned, Secretary of ATLANTIC SPECIALTY INSURANCE COMPANY, a New York Corporation, do hereby certify that the foregoing power of attorney is in full force and has not been revoked, and the resolutions set forth above are now in force.

Signed and sealed. Dated 13th day of April, 2023.

ATLANTIC SPECIALTY INSURANCE COMPANY CORPORATE SEAL 1986 NEW YORK

This Power of Attorney expires
January 31, 2025

_____
Kara Barrow, Secretary

Please direct bond verifications to surety@intactinsurance.com

APPENDIX B

Boring and Well Construction Logs

Geosyntec consultants

AS-01

CLIENT Southern Company Services
PROJECT NAME Plant Hammond Well Installation
PROJECT NUMBER GW6581E
PROJECT LOCATION Plant Hammond
DATE STARTED 5/6/24 **COMPLETED** 5/7/24
NORTHING 1549048.28 ft **EASTING** 1942388.06 ft
DRILLER Cascade Drilling
GROUND ELEVATION 577.46 ft **BORING DIAMETER** 4x6 in
DRILLING METHOD Sonic
TOP OF CASING ELEVATION 577.08 ft
SAMPLING METHOD Sonic Core
GEOPHYSICAL CONTRACTOR ---
RIG TYPE Terrasonic Compact Crawler
LOGGED BY T. Kessler **CHECKED BY** C. Hug

DEPTH (ft)	ELEVATION (ft)	REMARKS	GRAPHIC LOG	MATERIAL DESCRIPTION
0				SILTY CLAY, yellowish-brown, trace fine sand, trace angular fine gravel, medium to low plasticity, abundant organics from 0-1 foot bgs, trace black mottling with trace light gray throughout, moist.
	575			
5				
	570			
10				
	565			
15				
	560			SANDY CLAY, light gray, firm, subrounded to subangular medium to fine sand, some angular to subangular medium gravel, medium to low plasticity, moist.
20				SILTY SAND, brownish yellow, subrounded to subangular fine to coarse sand, some subrounded to rounded medium gravel.
	555			SAND, very pale brown, subrounded to subangular medium to fine sand, some subrounded to rounded gravel, wet.
25				SILTY SAND, brownish yellow, subrounded to subangular fine to coarse sand, some subrounded to rounded medium gravel, moist. From 24.7 ft: Black staining.
	550			SANDY CLAY, light yellowish-brown, soft, somesubangular to subrounded fine gravel, trace fine sand, low plasticity, wet.
30		Rock encountered.		No recovery (27.7 to 30 ft).
				LIMESTONE, medium gray, hard, wet.
	545			
35				

CONSTRUCTION DIAGRAM

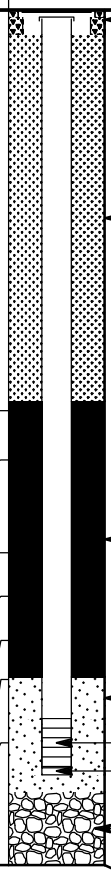

Bottom of borehole at 35.0 feet below ground surface (ft bgs).

Geosyntec consultants

AS-02

CLIENT Southern Company Services
PROJECT NAME Plant Hammond Well Installation
PROJECT NUMBER GW6581E
PROJECT LOCATION Plant Hammond
DATE STARTED 4/29/24 **COMPLETED** 5/6/24
NORTHING 1549049.08 ft **EASTING** 1942400.03 ft
DRILLER Cascade Drilling
GROUND ELEVATION 577.14 ft **BORING DIAMETER** 4x6 in
DRILLING METHOD Sonic
TOP OF CASING ELEVATION 576.72 ft
SAMPLING METHOD Sonic Core
GEOPHYSICAL CONTRACTOR ---
RIG TYPE Terrasonic Compact Crawler
LOGGED BY T. Kessler **CHECKED BY** C. Hug

DEPTH (ft)	ELEVATION (ft)	REMARKS	GRAPHIC LOG	MATERIAL DESCRIPTION
0				SILTY CLAY, dark yellowish-brown, trace fine sand, trace angular fine gravel, medium plasticity, abundant organics from 0-1 foot bgs, moist. From 2 ft: Yellowish brown.
	575			
5				
	570	Drilling increases in difficulty; slow from 7-10 ft bgs.		
10				SILTY CLAY, dark yellowish brown, firm, trace sand, medium plasticity, trace light gray mottling throughout, moist.
	565			
15				
	560			SANDY CLAY, light gray, firm, medium to low plasticity, subrounded to subangular medium to fine sand, trace subangular medium gravel, moist.
20				CLAYEY SAND, light gray to brownish yellow, subrounded , medium sand, some rounded to subrounded gravel, medium plasticity clay, moist.
	555			SILTY SAND, brownish yellow, subrounded to rounded, medium to fine sand, some rounded medium gravel, trace rounded coarse gravel, wet.
25				
	550			SANDY CLAY, dark grayish brown, soft, fine sand, abundant angular rock fragments (limestone), low plasticity, wet.
				No recovery (28.5 to 30 ft).
30		Rock encountered at 32.85 ft bgs.		SANDY CLAY, dark grayish brown, soft, fine sand, abundant angular rock fragments (limestone), low plasticity, wet.
	545			LIMESTONE, medium dark gray, hard, dry.

Bottom of borehole at 32.9 feet below ground surface (ft bgs).



Geosyntec consultants

AS-03

CLIENT Southern Company Services
PROJECT NAME Plant Hammond Well Installation
PROJECT NUMBER GW6581E
PROJECT LOCATION Plant Hammond
DATE STARTED 4/27/24 **COMPLETED** 4/28/24
NORTHING 1548670.10 ft **EASTING** 1940933.87 ft
DRILLER Cascade Drilling
GROUND ELEVATION 591.98 ft **BORING DIAMETER** 4x6 in
DRILLING METHOD Sonic
TOP OF CASING ELEVATION 591.60 ft
SAMPLING METHOD Sonic Core
GEOPHYSICAL CONTRACTOR ---
RIG TYPE Terrasonic Compact Crawler
LOGGED BY T. Kessler **CHECKED BY** C. Hug

DEPTH (ft)	ELEVATION (ft)	REMARKS	MATERIAL DESCRIPTION
0			SILTY SAND, light brownish gray, subrounded to angular, medium to fine sand, some angular medium to coarse gravel, dry.
	590		SANDY CLAY, light yellowish-brown, firm to hard, abundant fine sand, trace subrounded to subangular medium gravel, medium to low plasticity, moist.
5			No recovery (5.4 to 10 ft).
	585		
10		Easy drilling.	SILTY CLAY, dark grayish brown, firm, some angular medium to coarse sand from 10-13 ft bgs, trace fine sand from 10-15 ft bgs, medium plasticity, moist. From 11.2 ft: Abundant angular fine gravel to 12 ft bgs. From 12 ft: Trace subangular fine gravel to 18.2 ft bgs.
	580	Suspect collapse in core material down to 20 ft bgs.	
15			
	575		From 17 ft: Grades to very pale brown.
			No recovery (18 to 20 ft).
20			SILTY CLAY, yellow, firm, trace rounded fine gravel, medium plasticity, reddish yellow and light gray mottling throughout, moist.
	570		
25			From 25.8 ft: Trace fine sand to 30 ft bgs.
	565		From 27.8 ft: Trace subangular medium sand to 30 ft bgs.
30			SANDY CLAY, light yellowish brown, abundant fine sand, trace rounded fine gravel, low plasticity, moist to wet.
	560		
35			SILTY SAND, light yellowish brown, subrounded to angular medium to coarse sand, some rounded medium gravel, wet.
	555		
			No recovery (38.3 to 40 ft).
40			SILTY SAND, light yellowish brown, subrounded to angular medium to coarse sand, some rounded medium gravel, wet.
	550		SILTY CLAY, yellowish-brown, soft, trace fine sand, low plasticity, moist to wet.
45			
	545	Rock/hard drilling at 47.25 ft bgs.	LIMESTONE, medium gray, competent, abundant calcite crystals.
50			Bottom of borehole at 50.0 feet below ground surface (ft bgs).

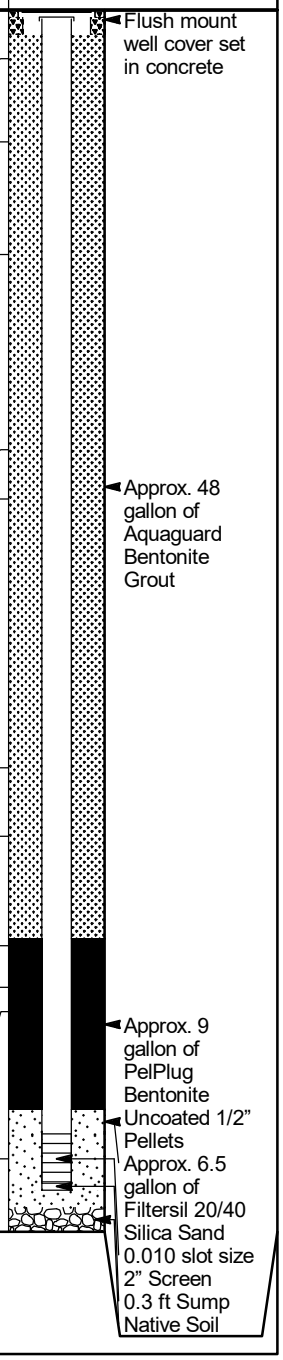

Geosyntec consultants

AS-04

CLIENT Southern Company Services
PROJECT NAME Plant Hammond Well Installation
PROJECT NUMBER GW6581E
PROJECT LOCATION Plant Hammond
DATE STARTED 4/28/24 **COMPLETED** 4/28/24
NORTHING 1548680.80 ft **EASTING** 1940930.83 ft
DRILLER Cascade Drilling
GROUND ELEVATION 591.97 ft **BORING DIAMETER** 4x6 in
DRILLING METHOD Sonic
TOP OF CASING ELEVATION 591.50 ft
SAMPLING METHOD Sonic Core
GEOPHYSICAL CONTRACTOR ---
RIG TYPE Terrasonic Compact Crawler
LOGGED BY T. Kessler **CHECKED BY** C. Hug

DEPTH (ft)	ELEVATION (ft)	REMARKS	GRAPHIC LOG	MATERIAL DESCRIPTION
0		Suspect fall in from 10-11 ft bgs.		SILTY SAND, light gray, fine, some medium to coarse subangular to angular sand, some angular gravel, dry.
	590			SANDY CLAY, very pale brown, firm, abundant fine sand and silt, trace rounded to subrounded medium gravel, low to medium plasticity, moist. From 4 ft: Yellowish-brown mottling to 7.7 ft bgs.
5				
	585			No recovery (7.7 to 10 ft).
10				SILTY SAND, light gray, fine, some medium to coarse subangular to angular sand, some angular gravel, dry.
	580			SILTY CLAY, very pale brown, soft to firm, trace fine sand, medium plasticity, moist. From 12 ft: Brownish yellow to 13 ft bgs. From 13.5 ft: Trace organic material.
15				
	575			
				No recovery (19.1 to 20 ft).
20				SILTY CLAY, very pale brown, soft to firm, trace fine sand, medium plasticity, moist.
	570			SILTY CLAY, reddish yellow, firm, some fine sands, medium plasticity, yellowish red and light gray mottling throughout, moist.
25				From 25 ft: Trace subangular fine to medium gravel to 30 ft bgs.
	565			
30				From 29.1 ft: Coarse angular silty sand to 29.3 ft bgs.
	560			SILTY SAND, brownish yellow, subrounded to subangular medium to fine sand, trace rounded to subrounded coarse gravel, wet.
35				No recovery (35 to 40 ft).
	555			
40				SILTY SAND, brownish yellow, subrounded to subangular medium to fine sand, some rounded medium gravel, wet.
	550			SILTY CLAY, brownish yellow, firm, trace fine sand, medium to low plasticity, moist.
45				
	545			SILTY CLAY, very dark brown, firm, medium plasticity, abundant weathered limestone fragments throughout, moist.
50				LIMESTONE, medium gray, hard, abundant calcite throughout, dry.

Bottom of borehole at 50.3 feet below ground surface (ft bgs).

CONSTRUCTION DIAGRAM



- Flush mount well cover set in concrete
- Approx. 47 gallon of Aquaguard Bentonite Grout
- Approx. 2 gallon of PelPlug Bentonite Uncoated 1/2" Pellets
- Approx. 7.5 gallon of Filtersil 20/40 Silica Sand
- 0.010 slot size 2" Screen
- 0.3 ft Sump
- Native Soil

Geosyntec consultants

INW-03

CLIENT Southern Company Services
PROJECT NAME Plant Hammond Well Installation
PROJECT NUMBER GW6581E
PROJECT LOCATION Plant Hammond
DATE STARTED 4/30/24 **COMPLETED** 5/6/24
NORTHING 1549052.75 ft **EASTING** 1942388.28 ft
DRILLER Cascade Drilling
GROUND ELEVATION 577.38 ft **BORING DIAMETER** 4x6 in
DRILLING METHOD Sonic
TOP OF CASING ELEVATION 577.07 ft
SAMPLING METHOD Sonic Core
GEOPHYSICAL CONTRACTOR ---
RIG TYPE Terrasonic Compact Crawler
LOGGED BY T. Kessler **CHECKED BY** C. Hug

DEPTH (ft)	ELEVATION (ft)	REMARKS	GRAPHIC LOG	MATERIAL DESCRIPTION
0		.		SILTY CLAY, yellowish-brown, trace fine sand, trace angular fine gravel, medium to low plasticity, abundant organics from 0-1 foot bgs, moist.
	575			
5				
	570			
10				SILTY CLAY, brownish yellow, firm, trace sand, medium plasticity, trace light gray mottling throughout, moist.
	565			
15				SANDY CLAY, light gray, firm, subrounded to subangular medium to fine sand, trace subangular medium gravel, medium to low plasticity, moist.
	560			SILTY SAND, brownish yellow, abundant subrounded to rounded medium to coarse sand, some subangular to rounded medium gravel, trace rounded coarse gravel.
20				SAND, very pale brown, subrounded to subangular medium to fine sand, trace rounded fine gravel, wet.
	555			From 24 ft: Black staining.
25				SANDY CLAY, light yellowish-brown, soft, fine sand, some fine subangular to rounded gravel, low plasticity, wet.
	550			No recovery (26.3 to 29.5 ft).

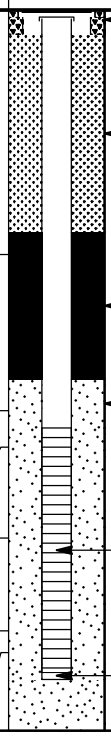

Bottom of borehole at 29.5 feet below ground surface (ft bgs).

Geosyntec consultants

INW-04

CLIENT	Southern Company Services	**PROJECT NAME**	Plant Hammond Well Installation
PROJECT NUMBER	GW6581E	**PROJECT LOCATION**	Plant Hammond
DATE STARTED	4/26/24 **COMPLETED** 4/28/24	**NORTHING**	1548671.73 ft **EASTING** 1940929.98 ft
DRILLER	Cascade Drilling	**GROUND ELEVATION**	592.01 ft **BORING DIAMETER** 4x6 in
DRILLING METHOD	Sonic	**TOP OF CASING ELEVATION**	591.58 ft
SAMPLING METHOD	Sonic Core	**GEOPHYSICAL CONTRACTOR**	---
RIG TYPE	Terrasonic Compact Crawler	**LOGGED BY**	T. Kessler **CHECKED BY** C. Hug

DEPTH (ft)	ELEVATION (ft)	REMARKS	GRAPHIC LOG	MATERIAL DESCRIPTION
0				SILTY SAND, dark grayish brown, angular medium to coarse sand, some coarse gravel, dry.
	590			SANDY CLAY, brownish yellow, firm, trace rounded medium gravel, medium to low plasticity, with organic matter (roots) from 6-6.2 ft bgs, moist.
5				From 6 ft: Grades to grayish brown.
	585			No recovery (7 to 10 ft).
10				SILTY SAND, yellowish-brown, some angular medium gravel, dry.
	580			SANDY CLAY, yellowish-brown, firm, medium to low plasticity, gray mottling throughout, moist.
15				SILTY CLAY, brownish yellow, firm, trace fine sand, medium plasticity, grades to pale brown, moist.
	575			No recovery (17.7 to 20 ft).
20				SILTY CLAY, yellow, firm, trace fine sand and rounded medium gravel, sandy with angular medium to coarse gravel from 20-21 ft bgs, medium plasticity, reddish yellow and light gray mottling throughout, moist.
	570			
25				
	565			
30		Easy drilling; no return on 6 inch.		From 30 ft: Becoming light gray.
	560			SANDY CLAY, yellow, firm, abundant fine sand, trace rounded gravel, low plasticity, moist to wet.
35				SILTY SAND, yellow, subrounded to subangular medium sand, some rounded medium to fine gravel, wet.
	555			No recovery (37 to 40 ft).
40				SILTY SAND, yellow, subrounded to subangular medium sand, some rounded medium to fine gravel, wet.
	550			SILTY CLAY, yellow, firm, trace fine sand, medium plasticity, moist to wet.
45				



Bottom of borehole at 46.4 feet below ground surface (ft bgs).

Geosyntec consultants

INW-05

CLIENT Southern Company Services
PROJECT NAME Plant Hammond Well Installation
PROJECT NUMBER GW6581E
PROJECT LOCATION Plant Hammond
DATE STARTED 4/27/24 **COMPLETED** 4/28/24
NORTHING 1548680.07 ft **EASTING** 1940935.89 ft
DRILLER Cascade Drilling
GROUND ELEVATION 591.81 ft **BORING DIAMETER** 4x6 in
DRILLING METHOD Sonic
TOP OF CASING ELEVATION 591.31 ft
SAMPLING METHOD Sonic Core
GEOPHYSICAL CONTRACTOR ---
RIG TYPE Terrasonic Compact Crawler
LOGGED BY T. Kessler **CHECKED BY** C. Hug

DEPTH (ft)	ELEVATION (ft)	REMARKS	GRAPHIC LOG	MATERIAL DESCRIPTION
0		Drill rig chatter from 0-3 ft bgs.		SILTY SAND, brown, subrounded to angular medium to fine sand, some angular medium to coarse gravel, trace rounded medium gravel, dry.
	590			SANDY CLAY, dark brown, firm, abundant fine sand, trace subrounded to subangular medium gravel, medium to low plasticity, moist.
5				No recovery (5.2 to 10 ft).
	585			
10				SANDY CLAY, dark brown, firm, abundant fine sand, trace subrounded to subangular medium gravel, medium to low plasticity, moist.
	580			SILTY SAND, brown, abundant subrounded to angular medium to fine sand, some angular medium to coarse gravel, trace rounded medium gravel, dry.
15				SILTY CLAY, brown to very pale brown, soft, trace fine sand, medium plasticity, dark yellowish brown mottling throughout, moist. From 13 ft: Trace subrounded fine gravel to 13.5 ft bgs.
	575			No recovery (17 to 20 ft).
20				SILTY CLAY, yellow, firm, abundant fine sand, trace subangular fine to medium gravel, medium plasticity, light gray mottling throughout, moist.
	570			
25				
	565			From 28.4 ft: Light gray, soft, with coarse sand and subrounded fine gravel to 29 ft bgs.
30				SILTY SAND, brownish yellow, subrounded to subangular medium to fine sand, trace subrounded fine gravel, wet.
	560			SILTY SAND, brownish yellow, rounded to subangular coarse sand, trace medium sand, wet.
35				SILTY CLAY, brownish yellow, soft, trace coarse sand, medium plasticity, wet.
	555			
				No recovery (39 to 40 ft).
40				SILTY CLAY, brownish yellow, trace fine sand, medium to low plasticity, wet to moist.
	550			
45				

CONSTRUCTION DIAGRAM



Bottom of borehole at 46.3 feet below ground surface (ft bgs).

Geosyntec consultants

PT-11

CLIENT Southern Company Services
PROJECT NAME Plant Hammond Well Installation
PROJECT NUMBER GW6581E
PROJECT LOCATION Plant Hammond
DATE STARTED 4/30/24 **COMPLETED** 5/7/24
NORTHING 1549055.61 ft **EASTING** 1942390.89 ft
DRILLER Cascade Drilling
GROUND ELEVATION 577.35 ft **BORING DIAMETER** 4x6 in
DRILLING METHOD Sonic
TOP OF CASING ELEVATION 576.96 ft
SAMPLING METHOD Sonic Core
GEOPHYSICAL CONTRACTOR ---
RIG TYPE Terrasonic Compact Crawler
LOGGED BY T. Kessler **CHECKED BY** C. Hug

DEPTH (ft)	ELEVATION (ft)	REMARKS	GRAPHIC LOG	MATERIAL DESCRIPTION
0		0		SILTY CLAY, yellowish-brown, trace fine sand, trace angular fine gravel, medium to low plasticity, abundant organics from 0-1 foot bgs, moist.
	575			
5				
	570			
10				SILTY CLAY, brownish yellow, firm, trace sand, medium plasticity, trace light gray mottling throughout, moist.
	565			
15				SANDY CLAY, light gray, firm, subrounded to subangular medium to fine sand, trace subangular medium gravel, medium to low plasticity, moist.
	560			SILTY SAND, brownish yellow, subrounded to rounded, fine to coarse sand, some subangular to rounded medium gravel, trace rounded coarse gravel, moist.
20				
	555			SAND, very pale brown, subrounded to subangular medium to fine sand, trace rounded fine gravel, wet.
25				SANDY CLAY, brownish yellow, soft, abundant subangular to rounded fine gravel, trace fine sand, low plasticity, wet.
	550			No recovery (27 to 28 ft).

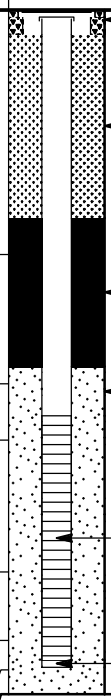

Bottom of borehole at 28.0 feet below ground surface (ft bgs).

Geosyntec consultants

PT-12

CLIENT Southern Company Services
PROJECT NAME Plant Hammond Well Installation
PROJECT NUMBER GW6581E
PROJECT LOCATION Plant Hammond
DATE STARTED 5/1/24 **COMPLETED** 5/7/24
NORTHING 1549045.43 ft **EASTING** 1942391.10 ft
DRILLER Cascade Drilling
GROUND ELEVATION 577.34 ft **BORING DIAMETER** 4x6 in
DRILLING METHOD Sonic
TOP OF CASING ELEVATION 576.84 ft
SAMPLING METHOD Sonic Core
GEOPHYSICAL CONTRACTOR ---
RIG TYPE Terrasonic Compact Crawler
LOGGED BY T. Kessler **CHECKED BY** C. Hug

DEPTH (ft)	ELEVATION (ft)	REMARKS	GRAPHIC LOG	MATERIAL DESCRIPTION
0		Lots of rig chatter, increasing vibration; hard drilling.		SILTY CLAY, yellowish-brown, trace fine sand, trace angular fine gravel, medium to low plasticity, abundant organics from 0-1 foot bgs, trace black mottling from 0-5 ft bgs, moist.
	575			
5				From 5 ft: Trace light gray mottling to 10 ft bgs.
	570			
10				
	565			
15				
	560			SANDY CLAY, light gray, firm, subrounded to subangular medium to fine sand, trace subangular medium gravel, medium to low plasticity, moist.
20				SILTY SAND, brownish yellow, abundant subrounded to subangular fine to coarse sand, some subangular to rounded medium gravel, trace rounded coarse gravel, moist to wet.
	555			SAND, very pale brown, subrounded to subangular medium to fine sand, some rounded fine gravel, wet.
25				SILTY SAND, brownish yellow, subrounded to subangular fine to coarse sand, some subangular to rounded medium gravel, trace rounded coarse gravel, moist.
	550			SANDY CLAY, light yellowish-brown, soft, abundant subangular to rounded fine gravel, trace fine sand, low plasticity, wet. From 25 ft: Dark brown mottling to 27 ft bgs.
30				

Bottom of borehole at 30.0 feet below ground surface (ft bgs).

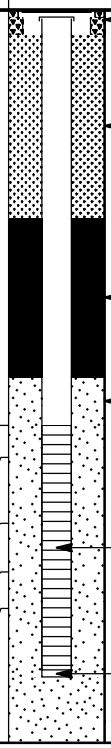

Geosyntec consultants

PT-13

CLIENT	Southern Company Services	**PROJECT NAME**	Plant Hammond Well Installation
PROJECT NUMBER	GW6581E	**PROJECT LOCATION**	Plant Hammond
DATE STARTED	4/25/24 **COMPLETED** 4/28/24	**NORTHING**	1548676.04 ft **EASTING** 1940939.23 ft
DRILLER	Cascade Drilling	**GROUND ELEVATION**	591.88 ft **BORING DIAMETER** 4x6 in
DRILLING METHOD	Sonic	**TOP OF CASING ELEVATION**	591.47 ft
SAMPLING METHOD	Sonic Core	**GEOPHYSICAL CONTRACTOR**	---
RIG TYPE	Terrasonic Compact Crawler	**LOGGED BY**	T. Kessler **CHECKED BY** C. Hug

DEPTH (ft)	ELEVATION (ft)	REMARKS	MATERIAL DESCRIPTION
0			SANDY CLAY, gray, abundant angular to rounded coarse gravel, abundant fine sand and silt, medium to low plasticity, wet.
	590		CLAY, light brown, firm, trace rounded fine gravel, trace subrounded to subangular medium sand, trace silt, medium to low plasticity, dark reddish-brown mottling throughout, dry.
5			
	585		
10		Very easy drilling from 10-30 ft bgs.	
	580		SILTY SAND, pinkish gray, subrounded to subangular medium to coarse sand, some angular fine gravel, wet.
			CLAY, light brownish gray, firm, trace sand and fine silt, medium plasticity, moist.
15			No recovery (14 to 20 ft).
	575		
20			CLAY, light brownish gray, firm, trace sand and fine silt, medium plasticity, moist.
	570		CLAY, yellowish-brown, firm, trace fine sand and silt, medium plasticity, abundant light gray and red mottling throughout, moist.
25			
	565	Drilling water observed daylighting around well pad to PT-07.	From 26 ft: Some subrounded medium sand, subrounded fine gravel, dry to moist.
30			SILTY SAND, yellowish-brown, some subrounded to rounded fine to coarse gravel, wet.
	560		
35			From 36 ft: Trace white mottling to 37 ft bgs.
	555		SILTY CLAY, yellowish-brown, trace fine sand, medium plasticity, moist.
40		Daylighting observed above has stopped from 40-46 ft bgs.	SILTY CLAY, yellowish-brown, firm, trace fine sand, brown mottling throughout, moist.
	550		
45			LIMESTONE, very dark gray, recovered as angular medium to coarse gravel, dry.

Bottom of borehole at 46.0 feet below ground surface (ft bgs).



Geosyntec consultants

PT-14

CLIENT Southern Company Services
PROJECT NAME Plant Hammond Well Installation
PROJECT NUMBER GW6581E
PROJECT LOCATION Plant Hammond
DATE STARTED 4/25/24 **COMPLETED** 4/28/24
NORTHING 1548673.63 ft **EASTING** 1940926.52 ft
DRILLER Cascade Drilling
GROUND ELEVATION 592.06 ft **BORING DIAMETER** 4x6 in
DRILLING METHOD Sonic
TOP OF CASING ELEVATION 591.62 ft
SAMPLING METHOD Sonic Core
GEOPHYSICAL CONTRACTOR ---
RIG TYPE Terrasonic Compact Crawler
LOGGED BY T. Kessler **CHECKED BY** C. Hug

DEPTH (ft)	ELEVATION (ft)	REMARKS	GRAPHIC LOG	MATERIAL DESCRIPTION
0		Likely fill from 0-2 ft bgs.		SILTY SAND, light gray, fine sand, some angular medium gravel, dry.
	590			SANDY CLAY, brown, firm to hard, trace subrounded medium to fine gravel, medium to low plasticity, moist.
5				From 5.2 ft: Trace subangular medium sand ~1 inch thick.
	585			No recovery (6 to 10 ft).
10		Rods fall ~1 foot during over drill from 10-11 ft bgs.		SILTY SAND, light yellowish-brown, subangular fine to medium sand, some subrounded fine to medium gravel, yellowish-brown mottling throughout, dry.
	580			CLAY, yellowish-brown, firm, medium plasticity, abundant silt from 12.3-15 ft bgs, trace fine sand, gray mottling throughout, moist.
15		Driller describes drilling as "tight" from 16-34 ft bgs.		
	575			No recovery (17 to 20 ft).
20				CLAY, yellowish-brown, firm, medium plasticity, abundant silt from 12.3-15 ft bgs, trace fine throughout, light olive brown mottling throughout, moist.
	570			CLAY, reddish yellow, firm, trace silt and fine sand, medium to low plasticity, gray mottling throughout, moist.
25				
	565			No recovery (27 to 30 ft).
30				CLAY, gray, firm, trace silt and fine sand, medium plasticity, reddish yellow mottling throughout, moist.
	560			
35		Grades to coarser with depth from 35-39 ft bgs.		SILTY SAND, brownish yellow, subrounded to subangular fine to medium sand, some subrounded to rounded medium to coarse gravel, wet.
				From 36 ft: Trace rounded coarse gravel to 37 ft bgs.
	555			No recovery (37 to 40 ft).
40				SILTY SAND, brownish yellow, subrounded to subangular fine to medium sand, wet.
	550			SILTY CLAY, yellow, soft to firm grading to firm with depth, trace fine sand, medium plasticity, moist.
45				From 45 ft: Trace subrounded to subangular gravel to 46 ft bgs.

CONSTRUCTION DIAGRAM

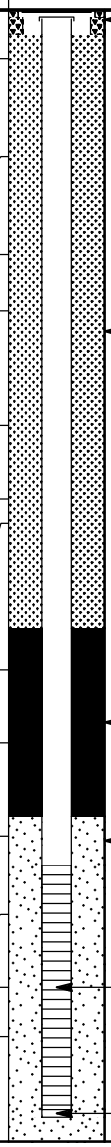

Bottom of borehole at 46.3 feet below ground surface (ft bgs).

Geosyntec consultants

PT-15

CLIENT Southern Company Services
PROJECT NAME Plant Hammond Well Installation
PROJECT NUMBER GW6581E
PROJECT LOCATION Plant Hammond
DATE STARTED 4/24/24 **COMPLETED** 4/28/24
NORTHING 1548668.35 ft **EASTING** 1940937.45 ft
DRILLER Cascade Drilling
GROUND ELEVATION 591.91 ft **BORING DIAMETER** 4x6 in
DRILLING METHOD Sonic
TOP OF CASING ELEVATION 591.37 ft
SAMPLING METHOD Sonic Core
GEOPHYSICAL CONTRACTOR ---
RIG TYPE Terrasonic Compact Crawler
LOGGED BY T. Kessler **CHECKED BY** C. Hug

DEPTH (ft)	ELEVATION (ft)	REMARKS	GRAPHIC LOG	MATERIAL DESCRIPTION
0		Likely fill from 0-2 ft bgs.		SILTY SAND, gray, fine sand, some angular fine to medium gravel, moist.
	590			CLAY, light reddish-brown, trace fine sand and subangular gravel, medium to low plasticity, dark reddish-brown mottling throughout, moist.
5				
	585			
10				From 10 ft: Moist to wet. From 11 ft: Grades to gray.
	580			SANDY CLAY, brown grading to reddish yellow, abundant fine sand, trace subangular medium gravel, trace silt, medium plasticity, trace organic material (roots), moist.
15		Hard drilling with 6-inch override from 13-18 ft bgs.		
	575			
20				SILTY CLAY, very pale brown, soft, abundant angular medium gravel, abundant fine sand, trace subangular medium sand, low plasticity, wet.
	570			
25				CLAY, reddish yellow, firm, trace subangular gravel, trace fine sand, medium plasticity, trace pinkish white mottling throughout, moist.
	565			
30				
	560	Easy drilling/less resistance from 31-40 ft bgs.		SILTY SAND, brownish yellow, abundant subangular to angular fine to coarse sand, some angular medium to coarse gravel, wet. From 33.7 ft: Black to 34 feet bgs.
35				
	555			From 37 ft: Abundant rounded gravel to 37.8 ft bgs.
				SILTY CLAY, yellow, soft, some fine sand, medium to low plasticity, moist.
40				SILTY CLAY, yellow grading to gray, soft, trace rounded fine gravel, trace fine sand, medium to low plasticity, moist.
	550			
45				

CONSTRUCTION DIAGRAM



Bottom of borehole at 46.0 feet below ground surface (ft bgs).

APPENDIX C

Well Development and Equipment Calibration Forms

Low-Flow Test Report:

Test Date / Time: 5/10/2024 10:41:35 AM
Project: Plant Hammond
Operator Name: Jamie Newsome

Location Name: AS-01 **Well Diameter: 2 in** **Casing Type: PVC** **Screen Length: 10 ft** **Top of Screen: 29 ft** **Total Depth: 31 ft** **Initial Depth to Water: 11.25 ft**	**Pump Type: Monsoon** **Tubing Type: Polyethylene** **Pump Intake From TOC: 30 ft** **Estimated Total Volume Pumped: 112.5 gal** **Flow Cell Volume: 90 ml** **Final Flow Rate: 2.5 gal/min Final Draw Down: 2.58 ft**	**Instrument Used: Aqua TROLL 400** **Serial Number: 966105**

Test Notes:
Well Development, Purge 1

Weather Conditions:
Cloudy, 75 degrees F.

Low-Flow Readings:

Date Time	Elapsed Time	pH	Temperature	Specific Conductivity	RDO Concentration	Turbidity	ORP	Depth to Water	Flow
		+/- 0.1	+/- 0.5	+/- 3 %	+/- 0.2	+/- 10	+/- 10	+/- 0.3	
5/10/2024 10:41 AM	00:00	7.20 pH	18.52 °C	803.10 µS/cm	0.01 mg/L	877.00 NTU	-37.1 mV	12.75 ft	2.50 gal/min
5/10/2024 10:46 AM	05:00	7.18 pH	18.58 °C	784.96 µS/cm	-0.01 mg/L	108.00 NTU	-57.8 mV	12.75 ft	2.50 gal/min
5/10/2024 10:51 AM	10:00	7.18 pH	18.52 °C	783.98 µS/cm	-0.01 mg/L	91.00 NTU	-30.5 mV	12.75 ft	2.50 gal/min
5/10/2024 10:56 AM	15:00	7.44 pH	19.23 °C	790.32 µS/cm	0.40 mg/L	81.00 NTU	26.9 mV	12.75 ft	2.50 gal/min
5/10/2024 11:01 AM	20:00	7.22 pH	18.52 °C	785.34 µS/cm	-0.01 mg/L	22.10 NTU	-31.3 mV	12.75 ft	2.50 gal/min
5/10/2024 11:06 AM	25:00	7.22 pH	18.52 °C	781.98 µS/cm	-0.01 mg/L	29.10 NTU	-33.7 mV	13.70 ft	2.50 gal/min
5/10/2024 11:11 AM	30:00	7.19 pH	18.55 °C	779.75 µS/cm	-0.02 mg/L	25.90 NTU	-32.5 mV	13.70 ft	2.50 gal/min
5/10/2024 11:16 AM	35:00	7.19 pH	18.56 °C	776.73 µS/cm	-0.02 mg/L	11.48 NTU	-13.2 mV	13.83 ft	2.50 gal/min
5/10/2024 11:21 AM	40:00	7.18 pH	18.57 °C	775.47 µS/cm	-0.02 mg/L	7.48 NTU	-27.9 mV	13.83 ft	2.50 gal/min
5/10/2024 11:26 AM	45:00	7.17 pH	18.56 °C	773.67 µS/cm	-0.02 mg/L	4.99 NTU	-25.7 mV	13.83 ft	2.50 gal/min

Samples

Sample ID:	Description:

Low-Flow Test Report:

Test Date / Time: 5/10/2024 11:36:06 AM
Project: Plant Hammond
Operator Name: Jamie Newsome

Location Name: AS-01 **Well Diameter: 2 in** **Casing Type: PVC** **Screen Length: 10 ft** **Top of Screen: 29 ft** **Total Depth: 31 ft** **Initial Depth to Water: 11.25 ft**	**Pump Type: Monsoon** **Tubing Type: Polyethylene** **Pump Intake From TOC: 30 ft** **Estimated Total Volume Pumped: 25 liter** **Flow Cell Volume: 90 ml** **Final Flow Rate: 250 ml/min** **Final Draw Down: 0.00 ft**	**Instrument Used: Aqua TROLL 400** **Serial Number: 966105**

Test Notes:
Well Development, Purge 2

Weather Conditions:
Sunny, 80 degrees F.

Low-Flow Readings:

Date Time	Elapsed Time	pH	Temperature	Specific Conductivity	RDO Concentration	Turbidity	ORP	Depth to Water	Flow
		+/- 0.1	+/- 0.5	+/- 3 %	+/- 0.2	+/- 10	+/- 10	+/- 0.3	
5/10/2024 11:36 AM	00:00	7.21 pH	19.99 °C	785.76 µS/cm	0.00 mg/L	10.84 NTU	-14.8 mV	11.25 ft	250.00 ml/min
5/10/2024 11:41 AM	05:00	7.24 pH	20.09 °C	781.31 µS/cm	0.01 mg/L	16.10 NTU	-9.5 mV	11.25 ft	250.00 ml/min
5/10/2024 11:46 AM	10:00	7.27 pH	19.95 °C	786.57 µS/cm	0.01 mg/L	23.20 NTU	-16.3 mV	11.25 ft	250.00 ml/min
5/10/2024 11:51 AM	15:00	7.29 pH	20.07 °C	791.85 µS/cm	0.01 mg/L	29.40 NTU	-8.1 mV	11.25 ft	250.00 ml/min
5/10/2024 11:56 AM	20:00	7.30 pH	20.26 °C	795.51 µS/cm	0.02 mg/L	32.90 NTU	6.3 mV	11.25 ft	250.00 ml/min
5/10/2024 12:01 PM	25:00	7.30 pH	19.97 °C	795.45 µS/cm	0.01 mg/L	29.50 NTU	4.7 mV	11.25 ft	250.00 ml/min
5/10/2024 12:06 PM	30:00	7.31 pH	20.11 °C	796.56 µS/cm	0.01 mg/L	27.20 NTU	9.4 mV	11.25 ft	250.00 ml/min
5/10/2024 12:11 PM	35:00	7.31 pH	20.04 °C	794.22 µS/cm	0.01 mg/L	24.50 NTU	13.7 mV	11.25 ft	250.00 ml/min
5/10/2024 12:16 PM	40:00	7.32 pH	19.97 °C	793.30 µS/cm	0.01 mg/L	17.70 NTU	16.8 mV	11.25 ft	250.00 ml/min
5/10/2024 12:21 PM	45:00	7.31 pH	20.16 °C	796.76 µS/cm	0.01 mg/L	14.10 NTU	18.8 mV	11.25 ft	250.00 ml/min
5/10/2024 12:26 PM	50:00	7.32 pH	19.72 °C	793.65 µS/cm	0.01 mg/L	15.66 NTU	20.6 mV	11.25 ft	250.00 ml/min
5/10/2024 12:31 PM	55:00	7.32 pH	19.32 °C	795.79 µS/cm	0.02 mg/L	11.30 NTU	20.8 mV	11.25 ft	250.00 ml/min
5/10/2024 12:36 PM	01:00:00	7.31 pH	19.70 °C	799.18 µS/cm	0.02 mg/L	10.54 NTU	20.5 mV	11.25 ft	250.00 ml/min

5/10/2024 12:41 PM	01:05:00	7.31 pH	19.90 °C	798.44 µS/cm	0.02 mg/L	8.90 NTU	20.6 mV	11.25 ft	250.00 ml/min
5/10/2024 12:46 PM	01:10:00	7.31 pH	20.07 °C	797.58 µS/cm	0.02 mg/L	6.96 NTU	21.2 mV	11.25 ft	250.00 ml/min
5/10/2024 12:51 PM	01:15:00	7.32 pH	19.41 °C	796.94 µS/cm	0.01 mg/L	7.96 NTU	21.9 mV	11.25 ft	250.00 ml/min
5/10/2024 12:56 PM	01:20:00	7.32 pH	19.96 °C	795.55 µS/cm	0.01 mg/L	6.71 NTU	21.9 mV	11.25 ft	250.00 ml/min
5/10/2024 1:01 PM	01:25:00	7.31 pH	19.43 °C	798.81 µS/cm	0.01 mg/L	5.89 NTU	22.3 mV	11.25 ft	250.00 ml/min
5/10/2024 1:06 PM	01:30:00	7.32 pH	19.67 °C	797.87 µS/cm	0.02 mg/L	5.41 NTU	22.2 mV	11.25 ft	250.00 ml/min
5/10/2024 1:11 PM	01:35:00	7.31 pH	19.99 °C	798.78 µS/cm	0.01 mg/L	5.39 NTU	22.3 mV	11.25 ft	250.00 ml/min
5/10/2024 1:16 PM	01:40:00	7.32 pH	19.53 °C	796.14 µS/cm	0.01 mg/L		23.4 mV	11.25 ft	250.00 ml/min

Samples

Sample ID:	Description:

Low-Flow Test Report:

Test Date / Time: 5/13/2024 1:53:35 PM
Project: Plant Hammond
Operator Name: Jamie Newsome

Location Name: AS-02 **Well Diameter: 2 in** **Casing Type: PVC** **Screen Length: 2 ft** **Top of Screen: 32 ft** **Total Depth: 34 ft** **Initial Depth to Water: 11.00 ft**	**Pump Type: Monsoon** **Tubing Type: Polyethylene** **Pump Intake From TOC: 33 ft** **Estimated Total Volume Pumped: 90 gal** **Flow Cell Volume: 90 ml** **Final Flow Rate: 2 gal/min** **Final Draw Down: 0.40 ft**	**Instrument Used: Aqua TROLL 400** **Serial Number: 966105**

Test Notes:
Well Development, Purge 1

Weather Conditions:
Cloudy, 60 degrees F.

Low-Flow Readings:

Date Time	Elapsed Time	pH	Temperature	Specific Conductivity	RDO Concentration	Turbidity	ORP	Depth to Water	Flow
		+/- 0.1	+/- 0.5	+/- 3 %	+/- 0.2	+/- 10	+/- 10	+/- 0.3	
5/13/2024 1:53 PM	00:00	7.16 pH	18.24 °C	688.19 µS/cm	0.02 mg/L	2,086.0 NTU	10.6 mV	11.32 ft	2.00 gal/min
5/13/2024 1:58 PM	05:00	7.13 pH	18.17 °C	683.36 µS/cm	-0.00 mg/L	61.00 NTU	9.5 mV	11.32 ft	2.00 gal/min
5/13/2024 2:03 PM	10:00	7.13 pH	18.08 °C	684.83 µS/cm	-0.01 mg/L	38.80 NTU	9.0 mV	11.35 ft	2.00 gal/min
5/13/2024 2:08 PM	15:00	7.12 pH	18.10 °C	684.54 µS/cm	-0.01 mg/L	85.00 NTU	8.7 mV	11.35 ft	2.00 gal/min
5/13/2024 2:13 PM	20:00	7.12 pH	18.11 °C	686.84 µS/cm	-0.01 mg/L	45.00 NTU	11.9 mV	11.35 ft	2.00 gal/min
5/13/2024 2:18 PM	25:00	7.11 pH	18.12 °C	686.59 µS/cm	-0.02 mg/L	18.10 NTU	12.8 mV	11.35 ft	2.00 gal/min
5/13/2024 2:23 PM	30:00	7.11 pH	18.11 °C	684.15 µS/cm	-0.02 mg/L	11.60 NTU	12.6 mV	11.35 ft	2.00 gal/min
5/13/2024 2:28 PM	35:00	7.11 pH	18.11 °C	684.87 µS/cm	-0.02 mg/L	9.41 NTU	13.1 mV	11.40 ft	2.00 gal/min
5/13/2024 2:33 PM	40:00	7.11 pH	18.11 °C	686.55 µS/cm	-0.02 mg/L	6.71 NTU	13.2 mV	11.40 ft	2.00 gal/min
5/13/2024 2:38 PM	45:00	7.11 pH	18.10 °C	684.20 µS/cm	-0.02 mg/L	4.22 NTU	12.9 mV	11.40 ft	2.00 gal/min

Samples

Sample ID:	Description:

Low-Flow Test Report:

Test Date / Time: 5/13/2024 2:54:11 PM
Project: Plant Hammond
Operator Name: Jamie Newsome

Location Name: AS-02 **Well Diameter: 2 in** **Casing Type: PVC** **Screen Length: 2 ft** **Top of Screen: 32 ft** **Total Depth: 34 ft** **Initial Depth to Water: 11.11 ft**	**Pump Type: Monsoon** **Tubing Type: Polyethylene** **Pump Intake From TOC: 33 ft** **Estimated Total Volume Pumped: 21.25 liter** **Flow Cell Volume: 90 ml** **Final Flow Rate: 250 ml/min** **Final Draw Down: 0.04 ft**	**Instrument Used: Aqua TROLL 400** **Serial Number: 966105**

Test Notes:
Well Development, Purge 2

Weather Conditions:
Cloudy, 60 degrees F.

Low-Flow Readings:

Date Time	Elapsed Time	pH	Temperature	Specific Conductivity	RDO Concentration	Turbidity	ORP	Depth to Water	Flow
		+/- 0.1	+/- 0.5	+/- 3 %	+/- 0.2	+/- 10	+/- 10	+/- 0.3	
5/13/2024 2:54 PM	00:00	7.09 pH	18.78 °C	683.25 µS/cm	0.02 mg/L	4.47 NTU	0.4 mV	11.11 ft	250.00 ml/min
5/13/2024 2:59 PM	05:00	7.08 pH	18.83 °C	686.16 µS/cm	0.02 mg/L	11.80 NTU	-0.2 mV	11.11 ft	250.00 ml/min
5/13/2024 3:04 PM	10:00	7.07 pH	18.84 °C	684.77 µS/cm	0.03 mg/L	10.80 NTU	-0.4 mV	11.11 ft	250.00 ml/min
5/13/2024 3:09 PM	15:00	7.06 pH	18.79 °C	685.11 µS/cm	0.03 mg/L	13.37 NTU	-6.1 mV	11.11 ft	250.00 ml/min
5/13/2024 3:14 PM	20:00	7.06 pH	18.75 °C	685.82 µS/cm	0.03 mg/L	13.17 NTU	-4.6 mV	11.11 ft	250.00 ml/min
5/13/2024 3:19 PM	25:00	7.05 pH	18.72 °C	686.30 µS/cm	0.03 mg/L	11.00 NTU	-2.7 mV	11.11 ft	250.00 ml/min
5/13/2024 3:24 PM	30:00	7.05 pH	18.74 °C	686.60 µS/cm	0.04 mg/L	15.34 NTU	-0.9 mV	11.11 ft	250.00 ml/min
5/13/2024 3:29 PM	35:00	7.05 pH	18.74 °C	687.19 µS/cm	0.04 mg/L	13.25 NTU	0.7 mV	11.11 ft	250.00 ml/min
5/13/2024 3:34 PM	40:00	7.05 pH	18.79 °C	687.44 µS/cm	0.04 mg/L	11.65 NTU	1.9 mV	11.11 ft	250.00 ml/min
5/13/2024 3:39 PM	45:00	7.04 pH	18.79 °C	687.50 µS/cm	0.04 mg/L	11.08 NTU	2.7 mV	11.11 ft	250.00 ml/min
5/13/2024 3:44 PM	50:00	7.04 pH	18.79 °C	687.98 µS/cm	0.05 mg/L	11.35 NTU	3.5 mV	11.15 ft	250.00 ml/min
5/13/2024 3:49 PM	55:00	7.05 pH	18.81 °C	688.57 µS/cm	0.04 mg/L	10.49 NTU	7.5 mV	11.15 ft	250.00 ml/min
5/13/2024 3:54 PM	01:00:00	7.05 pH	18.88 °C	688.11 µS/cm	0.04 mg/L	9.80 NTU	4.5 mV	11.15 ft	250.00 ml/min

5/13/2024 3:59 PM	01:05:00	7.06 pH	18.94 °C	688.53 µS/cm	0.04 mg/L	8.79 NTU	5.1 mV	11.15 ft	250.00 ml/min
5/13/2024 4:04 PM	01:10:00	7.06 pH	19.01 °C	688.26 µS/cm	0.04 mg/L	8.07 NTU	8.6 mV	11.15 ft	250.00 ml/min
5/13/2024 4:09 PM	01:15:00	7.06 pH	19.05 °C	688.40 µS/cm	0.04 mg/L	7.97 NTU	6.6 mV	11.15 ft	250.00 ml/min
5/13/2024 4:14 PM	01:20:00	7.06 pH	19.14 °C	688.63 µS/cm	0.04 mg/L	5.43 NTU	6.9 mV	11.15 ft	250.00 ml/min
5/13/2024 4:19 PM	01:25:00	7.06 pH	19.23 °C	688.61 µS/cm	0.04 mg/L	4.94 NTU	7.1 mV	11.15 ft	250.00 ml/min

Samples

Sample ID:	Description:

Low-Flow Test Report:

Test Date / Time: 4/30/2024 1:08:29 PM
Project: Plant Hammond
Operator Name: Elisabeth Russell

Location Name: AS-03 **Well Diameter: 2 in** **Casing Type: PVC** **Screen Length: 10 ft** **Top of Screen: 34.95 ft** **Total Depth: 44.95 ft** **Initial Depth to Water: 25.28 ft**	**Pump Type: Monsoon** **Tubing Type: Polyethylene** **Pump Intake From TOC: 43 ft** **Estimated Total Volume Pumped: 490 liter** **Flow Cell Volume: 90 ml** **Final Flow Rate: 5000 ml/min** **Final Draw Down: 2.12 ft**	**Instrument Used: Aqua TROLL 400** **Serial Number: 883546**

Test Notes:
Well Development

Low-Flow Readings:

Date Time	Elapsed Time	pH	Temperature	Specific Conductivity	RDO Concentration	Turbidity	ORP	Depth to Water	Flow
		+/- 0.1	+/- 0.5	+/- 5 %	+/- 0.2	+/- 5	+/- 10	+/- 0.5	
4/30/2024 1:08 PM	00:00	6.90 pH	25.15 °C	730.98 µS/cm	-0.03 mg/L	107.00 NTU	4.0 mV	27.08 ft	5,000.0 ml/min
4/30/2024 1:14 PM	06:06	6.88 pH	24.18 °C	783.00 µS/cm	-0.05 mg/L	105.10 NTU	1.4 mV	27.30 ft	5,000.0 ml/min
4/30/2024 1:19 PM	11:06	6.88 pH	22.64 °C	812.64 µS/cm	-0.06 mg/L	77.30 NTU	2.3 mV	27.50 ft	5,000.0 ml/min
4/30/2024 1:24 PM	16:06	6.88 pH	22.54 °C	820.73 µS/cm	-0.06 mg/L	50.00 NTU	3.8 mV	27.58 ft	5,000.0 ml/min
4/30/2024 1:29 PM	21:06	6.88 pH	22.28 °C	829.41 µS/cm	-0.06 mg/L	34.60 NTU	5.2 mV	27.62 ft	5,000.0 ml/min
4/30/2024 1:34 PM	26:06	6.87 pH	22.13 °C	835.25 µS/cm	0.03 mg/L	73.90 NTU	32.7 mV	27.50 ft	5,000.0 ml/min
4/30/2024 1:39 PM	31:06	6.88 pH	21.97 °C	840.38 µS/cm	-0.06 mg/L	18.80 NTU	6.7 mV	27.55 ft	5,000.0 ml/min
4/30/2024 1:44 PM	36:06	6.88 pH	21.79 °C	844.30 µS/cm	0.58 mg/L	39.70 NTU	5.5 mV	27.57 ft	5,000.0 ml/min
4/30/2024 1:49 PM	41:06	6.87 pH	21.75 °C	847.97 µS/cm	-0.06 mg/L	33.80 NTU	8.2 mV	27.60 ft	5,000.0 ml/min
4/30/2024 1:54 PM	46:06	6.87 pH	21.61 °C	849.37 µS/cm	-0.05 mg/L	14.40 NTU	8.1 mV	27.62 ft	5,000.0 ml/min
4/30/2024 1:59 PM	51:06	6.87 pH	21.73 °C	850.76 µS/cm	-0.05 mg/L	78.60 NTU	8.8 mV	27.63 ft	5,000.0 ml/min
4/30/2024 2:04 PM	56:06	6.87 pH	21.67 °C	851.17 µS/cm	-0.06 mg/L	19.50 NTU	10.5 mV	27.64 ft	5,000.0 ml/min
4/30/2024 2:09 PM	01:01:06	6.87 pH	21.71 °C	852.86 µS/cm	-0.07 mg/L	13.30 NTU	11.0 mV	27.65 ft	5,000.0 ml/min
4/30/2024 2:14 PM	01:06:06	6.88 pH	21.83 °C	851.85 µS/cm	0.01 mg/L	18.30 NTU	9.9 mV	27.66 ft	5,000.0 ml/min
4/30/2024 2:19 PM	01:11:06	6.87 pH	21.68 °C	856.52 µS/cm	-0.07 mg/L	16.70 NTU	12.1 mV	27.60 ft	5,000.0 ml/min

4/30/2024 2:24 PM	01:16:06	6.87 pH	21.70 °C	856.98 µS/cm	-0.07 mg/L	13.40 NTU	12.5 mV	27.40 ft	5,000.0 ml/min
4/30/2024 2:29 PM	01:21:06	6.87 pH	21.64 °C	856.30 µS/cm	-0.07 mg/L	7.11 NTU	12.7 mV	27.40 ft	5,000.0 ml/min
4/30/2024 2:34 PM	01:26:06	6.88 pH	21.68 °C	856.80 µS/cm	-0.07 mg/L	6.12 NTU	13.3 mV	27.40 ft	5,000.0 ml/min
4/30/2024 2:39 PM	01:31:06	6.88 pH	21.67 °C	857.41 µS/cm	-0.07 mg/L	4.74 NTU	13.5 mV	27.40 ft	5,000.0 ml/min

Samples

Sample ID:	Description:

Created using VuSitu from In-Situ, Inc.

Low-Flow Test Report:

Test Date / Time: 4/30/2024 10:41:40 AM
Project: Plant Hammond
Operator Name: Zain W.

Location Name: AS-04 **Well Diameter: 2 in** **Casing Type: PVC** **Screen Length: 10 ft** **Top of Screen: 38.5 ft** **Total Depth: 48.5 ft** **Initial Depth to Water: 25.87 ft**	**Pump Type: Monsoon** **Tubing Type: Polyethylene** **Pump Intake From TOC: 43.5 ft** **Estimated Total Volume Pumped: 96 liter** **Flow Cell Volume: 90 ml** **Final Flow Rate: 8000 ml/min** **Final Draw Down: 0.91 ft**	**Instrument Used: Aqua TROLL 400** **Serial Number: 966105**

Test Notes:
Well Development

Weather Conditions:
Rain, 65 degrees F.

Low-Flow Readings:

Date Time	Elapsed Time	pH	Temperature	Specific Conductivity	RDO Concentration	Turbidity	ORP	Depth to Water	Flow
		+/- 0.1	+/- 0.5	+/- 5 %	+/- 0.2	+/- 5	+/- 10	+/- 0.3	
4/30/2024 10:41 AM	00:00	7.78 pH	18.46 °C	3.57 µS/cm	8.76 mg/L	++++	87.2 mV	25.87 ft	8,000.0 ml/min
4/30/2024 10:46 AM	05:00	7.89 pH	18.30 °C	2.86 µS/cm	9.13 mg/L	++++	72.9 mV	25.87 ft	8,000.0 ml/min
4/30/2024 10:51 AM	10:00	7.13 pH	18.66 °C	677.09 µS/cm	0.07 mg/L	++++	48.0 mV	25.87 ft	8,000.0 ml/min
4/30/2024 10:56 AM	15:00	7.18 pH	18.65 °C	570.07 µS/cm	0.51 mg/L	++++	-36.9 mV	25.87 ft	8,000.0 ml/min
4/30/2024 11:01 AM	20:00	6.93 pH	18.56 °C	704.43 µS/cm	0.00 mg/L	870.00 NTU	-60.6 mV	25.87 ft	8,000.0 ml/min
4/30/2024 11:06 AM	25:00	6.99 pH	18.54 °C	621.54 µS/cm	1.96 mg/L	++++	-54.3 mV	25.87 ft	8,000.0 ml/min
4/30/2024 11:11 AM	30:00	6.92 pH	18.51 °C	706.93 µS/cm	-0.00 mg/L	++++	-71.8 mV	25.87 ft	8,000.0 ml/min
4/30/2024 11:16 AM	35:00	6.91 pH	18.51 °C	710.60 µS/cm	-0.01 mg/L	986.00 NTU	-54.2 mV	25.87 ft	8,000.0 ml/min
4/30/2024 11:21 AM	40:00	6.90 pH	18.52 °C	712.85 µS/cm	-0.01 mg/L	46.80 NTU	-79.4 mV	25.87 ft	8,000.0 ml/min
4/30/2024 11:26 AM	45:00	6.88 pH	18.52 °C	713.89 µS/cm	-0.01 mg/L	13.50 NTU	-57.7 mV	25.87 ft	8,000.0 ml/min
4/30/2024 11:31 AM	50:00	6.87 pH	18.52 °C	714.20 µS/cm	-0.01 mg/L	12.90 NTU	-81.1 mV	25.87 ft	8,000.0 ml/min
4/30/2024 11:36 AM	55:00	6.85 pH	18.52 °C	714.25 µS/cm	-0.01 mg/L	12.10 NTU	-81.8 mV	25.87 ft	8,000.0 ml/min
4/30/2024 11:41 AM	01:00:00	6.82 pH	18.52 °C	713.14 µS/cm	-0.01 mg/L	--	-58.2 mV	25.87 ft	8,000.0 ml/min

4/30/2024 11:46 AM	01:05:00	6.80 pH	18.52 °C	713.07 µS/cm	-0.01 mg/L	--	-80.0 mV	25.87 ft	8,000.0 ml/min
4/30/2024 11:51 AM	01:10:00	6.77 pH	18.54 °C	712.62 µS/cm	-0.01 mg/L	11.00 NTU	-62.8 mV	27.34 ft	8,000.0 ml/min
4/30/2024 11:56 AM	01:15:00	6.76 pH	18.55 °C	714.46 µS/cm	-0.01 mg/L	--	-50.7 mV	27.34 ft	8,000.0 ml/min
4/30/2024 12:01 PM	01:20:00	6.75 pH	18.52 °C	715.77 µS/cm	-0.01 mg/L	12.40 NTU	-72.6 mV	27.34 ft	8,000.0 ml/min
4/30/2024 12:06 PM	01:25:00	6.89 pH	18.84 °C	717.14 µS/cm	-0.01 mg/L	83.30 NTU	-57.2 mV	27.34 ft	8,000.0 ml/min
4/30/2024 12:11 PM	01:30:00	6.97 pH	19.18 °C	716.28 µS/cm	-0.01 mg/L	61.30 NTU	-84.9 mV	26.56 ft	8,000.0 ml/min
4/30/2024 12:16 PM	01:35:00	6.96 pH	19.17 °C	712.07 µS/cm	-0.01 mg/L	16.60 NTU	-83.8 mV	26.56 ft	8,000.0 ml/min
4/30/2024 12:21 PM	01:40:00	6.96 pH	19.27 °C	709.42 µS/cm	-0.01 mg/L	16.40 NTU	-84.9 mV	26.56 ft	8,000.0 ml/min
4/30/2024 12:26 PM	01:45:00	6.95 pH	19.93 °C	716.72 µS/cm	0.00 mg/L	35.20 NTU	-88.9 mV	26.56 ft	8,000.0 ml/min
4/30/2024 12:31 PM	01:50:00	6.96 pH	18.83 °C	703.66 µS/cm	-0.01 mg/L	12.98 NTU	-86.2 mV	26.56 ft	8,000.0 ml/min
4/30/2024 12:36 PM	01:55:00	6.96 pH	18.85 °C	702.93 µS/cm	-0.01 mg/L	8.91 NTU	-88.6 mV	26.56 ft	8,000.0 ml/min
4/30/2024 12:41 PM	02:00:00	6.96 pH	18.74 °C	701.17 µS/cm	-0.01 mg/L	3.40 NTU	-64.8 mV	26.78 ft	8,000.0 ml/min

Samples

Sample ID:	Description:

Low-Flow Test Report:

Test Date / Time: 5/13/2024 10:03:08 AM
Project: Plant Hammond
Operator Name: Jamie Newsome

Location Name: INW-03 **Well Diameter: 2 in** **Casing Type: PVC** **Screen Length: 2 ft** **Top of Screen: 17 ft** **Total Depth: 27 ft** **Initial Depth to Water: 11.15 ft**	**Pump Type: Monsoon** **Tubing Type: Polyethylene** **Pump Intake From TOC: 22 ft** **Estimated Total Volume Pumped: 120 gal** **Flow Cell Volume: 90 ml** **Final Flow Rate: 2 gal/min** **Final Draw Down: 0.55 ft**	**Instrument Used: Aqua TROLL 400** **Serial Number: 966105**

Test Notes:
Well Development, Purge 1

Weather Conditions:
Light rain, 60 degrees F.

Low-Flow Readings:

Date Time	Elapsed Time	pH	Temperature	Specific Conductivity	RDO Concentration	Turbidity	ORP	Depth to Water	Flow
		+/- 0.1	+/- 0.5	+/- 3 %	+/- 0.2	+/- 10	+/- 10	+/- 0.3	
5/13/2024 10:03 AM	00:00	7.62 pH	18.08 °C	745.76 µS/cm	0.03 mg/L	263.00 NTU	20.6 mV	11.65 ft	2.00 gal/min
5/13/2024 10:08 AM	05:00	7.58 pH	18.07 °C	717.23 µS/cm	0.01 mg/L	135.00 NTU	21.3 mV	11.65 ft	2.00 gal/min
5/13/2024 10:13 AM	10:00	7.55 pH	18.08 °C	715.83 µS/cm	-0.00 mg/L	41.30 NTU	10.1 mV	11.65 ft	2.00 gal/min
5/13/2024 10:18 AM	15:00	7.71 pH	18.07 °C	713.84 µS/cm	-0.01 mg/L	73.30 NTU	-6.0 mV	11.65 ft	2.00 gal/min
5/13/2024 10:23 AM	20:00	7.58 pH	18.07 °C	711.66 µS/cm	-0.01 mg/L	65.50 NTU	1.7 mV	11.65 ft	2.00 gal/min
5/13/2024 10:28 AM	25:00	7.57 pH	18.06 °C	712.92 µS/cm	-0.01 mg/L	19.70 NTU	-16.2 mV	11.70 ft	2.00 gal/min
5/13/2024 10:33 AM	30:00	7.58 pH	18.04 °C	711.15 µS/cm	-0.01 mg/L	15.00 NTU	-10.4 mV	11.70 ft	2.00 gal/min
5/13/2024 10:38 AM	35:00	7.59 pH	18.06 °C	713.24 µS/cm	-0.01 mg/L	12.00 NTU	-24.6 mV	11.70 ft	2.00 gal/min
5/13/2024 10:43 AM	40:00	7.59 pH	18.05 °C	713.65 µS/cm	-0.02 mg/L	10.94 NTU	-25.5 mV	11.70 ft	2.00 gal/min
5/13/2024 10:48 AM	45:00	7.59 pH	18.05 °C	712.34 µS/cm	-0.02 mg/L	8.49 NTU	-13.0 mV	11.70 ft	2.00 gal/min
5/13/2024 10:53 AM	50:00	7.59 pH	18.05 °C	710.78 µS/cm	-0.02 mg/L	7.61 NTU	-12.4 mV	11.70 ft	2.00 gal/min
5/13/2024 10:58 AM	55:00	7.58 pH	18.05 °C	711.66 µS/cm	-0.02 mg/L	6.09 NTU	-11.9 mV	11.70 ft	2.00 gal/min
5/13/2024 11:03 AM	01:00:00	7.59 pH	18.04 °C	712.48 µS/cm	-0.02 mg/L	4.89 NTU	-12.0 mV	11.70 ft	2.00 gal/min

Samples

Sample ID:	Description:

Low-Flow Test Report:

Test Date / Time: 5/13/2024 11:35:20 AM
Project: Plant Hammond
Operator Name: Jamie Newsome

Location Name: INW-03 **Well Diameter: 2 in** **Casing Type: PVC** **Screen Length: 2 ft** **Top of Screen: 17 ft** **Total Depth: 27 ft** **Initial Depth to Water: 11.35 ft**	**Pump Type: Monsoon** **Tubing Type: Polyethylene** **Pump Intake From TOC: 22 ft** **Estimated Total Volume Pumped: 13.75 liter** **Flow Cell Volume: 90 ml** **Final Flow Rate: 250 ml/min Final Draw Down: 0.00 ft**	**Instrument Used: Aqua TROLL 400** **Serial Number: 966105**

Test Notes:
Well Development, Purge 2

Weather Conditions:
Light rain, 60 degrees F.

Low-Flow Readings:

Date Time	Elapsed Time	pH	Temperature	Specific Conductivity	RDO Concentration	Turbidity	ORP	Depth to Water	Flow
		+/- 0.1	+/- 0.5	+/- 3 %	+/- 0.2	+/- 10	+/- 10	+/- 0.3	
5/13/2024 11:35 AM	00:00	7.39 pH	17.81 °C	736.68 µS/cm	0.04 mg/L	2.62 NTU	-18.6 mV	11.35 ft	250.00 ml/min
5/13/2024 11:40 AM	05:00	7.37 pH	17.85 °C	747.14 µS/cm	0.04 mg/L	4.66 NTU	-15.8 mV	11.35 ft	250.00 ml/min
5/13/2024 11:45 AM	10:00	7.37 pH	18.01 °C	751.85 µS/cm	0.03 mg/L	4.46 NTU	-27.4 mV	11.35 ft	250.00 ml/min
5/13/2024 11:50 AM	15:00	7.38 pH	18.16 °C	750.05 µS/cm	0.03 mg/L	6.02 NTU	-13.5 mV	11.35 ft	250.00 ml/min
5/13/2024 11:55 AM	20:00	7.38 pH	18.25 °C	751.39 µS/cm	0.03 mg/L	5.80 NTU	-22.8 mV	11.35 ft	250.00 ml/min
5/13/2024 12:00 PM	25:00	7.39 pH	18.43 °C	751.31 µS/cm	0.03 mg/L	5.69 NTU	-10.3 mV	11.35 ft	250.00 ml/min
5/13/2024 12:05 PM	30:00	7.39 pH	18.38 °C	752.63 µS/cm	0.03 mg/L	6.01 NTU	-19.7 mV	11.35 ft	250.00 ml/min
5/13/2024 12:10 PM	35:00	7.39 pH	18.39 °C	753.05 µS/cm	0.03 mg/L	5.59 NTU	-8.6 mV	11.35 ft	250.00 ml/min
5/13/2024 12:15 PM	40:00	7.40 pH	18.59 °C	754.17 µS/cm	0.03 mg/L	5.43 NTU	-18.5 mV	11.35 ft	250.00 ml/min
5/13/2024 12:20 PM	45:00	7.40 pH	18.73 °C	753.36 µS/cm	0.03 mg/L	5.19 NTU	-18.6 mV	11.35 ft	250.00 ml/min
5/13/2024 12:25 PM	50:00	7.40 pH	18.77 °C	754.03 µS/cm	0.04 mg/L	4.60 NTU	-17.8 mV	11.35 ft	250.00 ml/min

Samples

Sample ID:	Description:

Low-Flow Test Report:

Test Date / Time: 4/30/2024 3:55:27 PM
Project: Plant Hammond
Operator Name: Elisabeth Russell

Location Name: INW-04 **Well Diameter: 2 in** **Casing Type: PVC** **Screen Length: 10 ft** **Top of Screen: 34.95 ft** **Total Depth: 44.95 ft** **Initial Depth to Water: 25.28 ft**	**Pump Type: Monsoon** **Tubing Type: Polyethylene** **Pump Intake From TOC: 43 ft** **Estimated Total Volume Pumped: 1135 liter** **Flow Cell Volume: 90 ml** **Final Flow Rate: 8000 ml/min** **Final Draw Down: 1.71 ft**	**Instrument Used: Aqua TROLL 400** **Serial Number: 883546**

Test Notes:
Well Development

Low-Flow Readings:

Date Time	Elapsed Time	pH	Temperature	Specific Conductivity	RDO Concentration	Turbidity	ORP	Depth to Water	Flow
		+/- 0.1	+/- 0.5	+/- 5 %	+/- 0.2	+/- 5	+/- 10	+/- 0.5	
4/30/2024 3:55 PM	00:00	6.92 pH	24.47 °C	694.89 µS/cm	0.86 mg/L	1,750.0 NTU	10.8 mV	36.60 ft	10,000.0 ml/min
4/30/2024 4:00 PM	05:00	6.91 pH	22.93 °C	726.77 µS/cm	1.33 mg/L	161.00 NTU	5.7 mV	36.60 ft	10,000.0 ml/min
4/30/2024 4:04 PM	08:46	6.89 pH	23.33 °C	724.28 µS/cm	1.42 mg/L	125.00 NTU	7.9 mV	36.60 ft	10,000.0 ml/min
4/30/2024 4:09 PM	13:48	6.88 pH	22.57 °C	736.51 µS/cm	1.45 mg/L	84.00 NTU	7.5 mV	36.60 ft	10,000.0 ml/min
4/30/2024 4:11 PM	16:05	6.88 pH	22.24 °C	742.59 µS/cm	1.46 mg/L	80.20 NTU	7.1 mV	36.60 ft	10,000.0 ml/min
4/30/2024 4:16 PM	21:05	6.88 pH	21.35 °C	757.06 µS/cm	1.39 mg/L	79.50 NTU	5.7 mV	36.60 ft	10,000.0 ml/min
4/30/2024 4:21 PM	26:05	6.87 pH	21.13 °C	760.89 µS/cm	1.37 mg/L	119.00 NTU	5.7 mV	36.60 ft	8,000.0 ml/min
4/30/2024 4:26 PM	31:05	6.86 pH	21.11 °C	766.29 µS/cm	1.51 mg/L	2,272.0 NTU	15.8 mV	36.60 ft	8,000.0 ml/min
4/30/2024 4:31 PM	36:05	6.84 pH	21.12 °C	765.68 µS/cm	1.65 mg/L	1,290.0 NTU	19.4 mV	36.60 ft	8,000.0 ml/min
4/30/2024 4:33 PM	38:01	6.84 pH	21.42 °C	761.81 µS/cm	1.70 mg/L	172.00 NTU	19.0 mV	36.60 ft	8,000.0 ml/min
4/30/2024 4:38 PM	43:01	6.84 pH	21.26 °C	764.96 µS/cm	1.62 mg/L	37.00 NTU	18.0 mV	36.60 ft	8,000.0 ml/min
4/30/2024 4:43 PM	48:01	6.84 pH	21.17 °C	770.33 µS/cm	1.53 mg/L	92.00 NTU	18.3 mV	36.60 ft	8,000.0 ml/min
4/30/2024 4:45 PM	50:03	6.83 pH	21.35 °C	766.06 µS/cm	1.56 mg/L	77.00 NTU	18.1 mV	36.60 ft	8,000.0 ml/min
4/30/2024 4:50 PM	55:03	6.84 pH	21.19 °C	770.20 µS/cm	1.19 mg/L	49.30 NTU	20.1 mV	36.60 ft	8,000.0 ml/min
4/30/2024 4:53 PM	58:27	6.84 pH	21.21 °C	769.86 µS/cm	1.20 mg/L	43.00 NTU	13.8 mV	36.60 ft	8,000.0 ml/min

4/30/2024 4:58 PM	01:03:27	6.83 pH	20.92 °C	779.12 µS/cm	1.66 mg/L	38.90 NTU	15.7 mV	36.60 ft	8,000.0 ml/min
4/30/2024 5:03 PM	01:08:27	6.83 pH	20.97 °C	776.99 µS/cm	1.57 mg/L	23.60 NTU	16.1 mV	36.60 ft	8,000.0 ml/min
4/30/2024 5:08 PM	01:13:27	6.84 pH	20.91 °C	774.36 µS/cm	1.29 mg/L	84.10 NTU	16.3 mV	36.60 ft	8,000.0 ml/min
4/30/2024 5:13 PM	01:18:08	6.83 pH	21.22 °C	770.38 µS/cm	1.36 mg/L	10.84 NTU	18.2 mV	36.60 ft	8,000.0 ml/min
4/30/2024 5:18 PM	01:23:08	6.84 pH	21.07 °C	791.57 µS/cm	1.28 mg/L	76.00 NTU	35.1 mV	36.60 ft	8,000.0 ml/min
4/30/2024 5:23 PM	01:28:08	6.84 pH	21.14 °C	774.63 µS/cm	1.35 mg/L	37.60 NTU	9.7 mV	36.60 ft	8,000.0 ml/min
4/30/2024 5:28 PM	01:33:08	6.83 pH	21.15 °C	772.90 µS/cm	1.28 mg/L	18.00 NTU	9.9 mV	36.60 ft	8,000.0 ml/min
4/30/2024 5:33 PM	01:38:08	6.84 pH	21.01 °C	776.07 µS/cm	1.32 mg/L	15.00 NTU	23.8 mV	36.60 ft	8,000.0 ml/min
4/30/2024 5:38 PM	01:43:08	6.84 pH	20.75 °C	788.36 µS/cm	1.43 mg/L	14.90 NTU	11.6 mV	36.60 ft	8,000.0 ml/min
4/30/2024 5:43 PM	01:48:08	6.83 pH	20.68 °C	787.12 µS/cm	1.45 mg/L	16.60 NTU	15.1 mV	36.60 ft	8,000.0 ml/min
4/30/2024 5:48 PM	01:53:08	6.84 pH	20.64 °C	788.52 µS/cm	1.42 mg/L	16.00 NTU	11.8 mV	36.60 ft	8,000.0 ml/min
4/30/2024 5:53 PM	01:58:08	6.85 pH	20.72 °C	809.29 µS/cm	0.50 mg/L	18.70 NTU	48.4 mV	29.00 ft	8,000.0 ml/min
4/30/2024 5:58 PM	02:03:08	6.84 pH	21.15 °C	793.48 µS/cm	0.30 mg/L	12.00 NTU	48.9 mV	27.00 ft	8,000.0 ml/min
4/30/2024 6:03 PM	02:08:08	6.85 pH	20.72 °C	798.59 µS/cm	0.33 mg/L	10.70 NTU	37.5 mV	26.88 ft	8,000.0 ml/min
4/30/2024 6:08 PM	02:13:08	6.84 pH	20.57 °C	804.55 µS/cm	0.31 mg/L	7.67 NTU	48.8 mV	26.90 ft	8,000.0 ml/min
4/30/2024 6:13 PM	02:18:08	6.84 pH	20.55 °C	809.91 µS/cm	0.29 mg/L	4.56 NTU	72.4 mV	26.99 ft	8,000.0 ml/min

Samples

Sample ID:	Description:

Low-Flow Test Report:

Test Date / Time: 4/30/2024 1:18:01 PM
Project: Plant Hammond
Operator Name: Zain W.

Location Name: INW-05 **Well Diameter: 2 in** **Casing Type: PVC** **Screen Length: 10 ft** **Top of Screen: 34.65 ft** **Total Depth: 44.65 ft** **Initial Depth to Water: 24.90 ft**	**Pump Type: Monsoon** **Tubing Type: Polyethylene** **Pump Intake From TOC: 39.65 ft** **Estimated Total Volume Pumped: 405 liter** **Flow Cell Volume: 90 ml** **Final Flow Rate: 4500 ml/min** **Final Draw Down: 1.51 ft**	**Instrument Used: Aqua TROLL 400** **Serial Number: 966105**

Test Notes:
Well Development

Weather Conditions:
Cloudy, 70 degrees F.

Low-Flow Readings:

Date Time	Elapsed Time	pH	Temperature	Specific Conductivity	RDO Concentration	Turbidity	ORP	Depth to Water	Flow
		+/- 0.1	+/- 0.5	+/- 5 %	+/- 0.2	+/- 5	+/- 10	+/- 0.3	
4/30/2024 1:18 PM	00:00	7.08 pH	17.75 °C	643.85 µS/cm	0.01 mg/L	154.00 NTU	-120.4 mV	24.90 ft	4500.0 ml/min
4/30/2024 1:23 PM	05:00	7.09 pH	17.72 °C	649.16 µS/cm	-0.00 mg/L	64.70 NTU	-122.3 mV	26.46 ft	4500.0 ml/min
4/30/2024 1:28 PM	10:00	7.09 pH	17.72 °C	651.66 µS/cm	-0.01 mg/L	26.90 NTU	-142.0 mV	26.46 ft	4500.0 ml/min
4/30/2024 1:33 PM	15:00	7.08 pH	17.70 °C	652.59 µS/cm	-0.01 mg/L	19.40 NTU	-142.9 mV	26.43 ft	4500.0 ml/min
4/30/2024 1:38 PM	20:00	7.07 pH	17.70 °C	653.95 µS/cm	-0.01 mg/L	12.89 NTU	-142.9 mV	26.50 ft	4500.0 ml/min
4/30/2024 1:43 PM	25:00	7.06 pH	17.68 °C	654.82 µS/cm	-0.01 mg/L	11.22 NTU	-142.7 mV	26.52 ft	4500.0 ml/min
4/30/2024 1:48 PM	30:00	7.05 pH	17.67 °C	655.84 µS/cm	-0.01 mg/L	5.94 NTU	-142.2 mV	26.53 ft	4500.0 ml/min
4/30/2024 1:53 PM	35:00	7.03 pH	17.72 °C	656.45 µS/cm	-0.00 mg/L	73.00 NTU	-138.4 mV	26.40 ft	4500.0 ml/min
4/30/2024 1:58 PM	40:00	7.03 pH	17.72 °C	656.14 µS/cm	-0.01 mg/L	11.90 NTU	-139.2 mV	26.40 ft	4500.0 ml/min
4/30/2024 2:03 PM	45:00	7.00 pH	17.77 °C	659.55 µS/cm	0.00 mg/L	93.90 NTU	-136.8 mV	26.30 ft	4500.0 ml/min
4/30/2024 2:08 PM	50:00	7.01 pH	17.79 °C	657.70 µS/cm	-0.01 mg/L	5.91 NTU	-136.8 mV	26.28 ft	4500.0 ml/min
4/30/2024 2:13 PM	55:00	7.02 pH	17.85 °C	657.01 µS/cm	-0.02 mg/L	2,111.0 NTU	-138.9 mV	26.20 ft	4500.0 ml/min
4/30/2024 2:18 PM	01:00:00	7.05 pH	17.80 °C	657.18 µS/cm	-0.02 mg/L	3.57 NTU	-141.3 mV	26.16 ft	4500.0 ml/min

4/30/2024 2:23 PM	01:05:00	7.06 pH	17.92 °C	660.31 µS/cm	-0.02 mg/L	3,147.0 NTU	-141.6 mV	26.17 ft	4500.0 ml/min
4/30/2024 2:28 PM	01:10:00	7.08 pH	17.84 °C	657.52 µS/cm	-0.02 mg/L	12.90 NTU	-143.2 mV	26.43 ft	4500.0 ml/min
4/30/2024 2:33 PM	01:15:00	7.09 pH	17.85 °C	658.45 µS/cm	-0.02 mg/L	1.33 NTU	-143.3 mV	26.31 ft	4500.0 ml/min
4/30/2024 2:38 PM	01:20:00	7.08 pH	17.86 °C	655.90 µS/cm	-0.02 mg/L	10.28 NTU	-140.8 mV	26.34 ft	4500.0 ml/min
4/30/2024 2:43 PM	01:25:00	7.09 pH	17.83 °C	656.39 µS/cm	-0.02 mg/L	0.25 NTU	-123.7 mV	26.41 ft	4500.0 ml/min

Samples

Sample ID:	Description:

Created using VuSitu from In-Situ, Inc.

Low-Flow Test Report:

Test Date / Time: 5/9/2024 2:07:43 PM
Project: Plant Hammond
Operator Name: Jamie Newsome

Location Name: PT-11 **Well Diameter: 2 in** **Casing Type: PVC** **Screen Length: 10 ft** **Top of Screen: 17 ft** **Total Depth: 27 ft** **Initial Depth to Water: 11.45 ft**	**Pump Type: Monsoon** **Tubing Type: Poly** **Pump Intake From TOC: 22 ft** **Estimated Total Volume Pumped: 424.02 gal** **Flow Cell Volume: 90 ml** **Final Flow Rate: 3.33 gal/min** **Final Draw Down: 0.15 ft**	**Instrument Used: Aqua TROLL 400** **Serial Number: 966105**

Test Notes:
Well Development, Purge 1

Weather Conditions:
Sunny, 66 degrees F.

Low-Flow Readings:

Date Time	Elapsed Time	pH	Temperature	Specific Conductivity	RDO Concentration	Turbidity	ORP	Depth to Water	Flow
		+/- 0.1	+/- 0.5	+/- 3 %	+/- 0.2	+/- 10	+/- 10	+/- 0.3	
5/9/2024 2:07 PM	00:00	7.11 pH	18.01 °C	683.08 µS/cm	-0.00 mg/L	1,273.0 NTU	-25.2 mV	11.50 ft	3.33 gal/min
5/9/2024 2:12 PM	05:00	7.13 pH	18.03 °C	682.27 µS/cm	-0.01 mg/L	2,053.0 NTU	-49.7 mV	11.53 ft	3.33 gal/min
5/9/2024 2:17 PM	10:00	7.16 pH	18.07 °C	685.05 µS/cm	-0.01 mg/L	2,185.0 NTU	-57.7 mV	11.55 ft	3.33 gal/min
5/9/2024 2:22 PM	15:00	7.16 pH	18.08 °C	685.58 µS/cm	-0.01 mg/L	1,089.0 NTU	-53.4 mV	11.55 ft	3.33 gal/min
5/9/2024 2:27 PM	20:00	7.14 pH	18.08 °C	686.10 µS/cm	-0.01 mg/L	1,903.0 NTU	-46.9 mV	11.55 ft	3.33 gal/min
5/9/2024 2:32 PM	25:00	7.16 pH	18.08 °C	686.60 µS/cm	-0.02 mg/L	644.00 NTU	-54.2 mV	11.56 ft	3.33 gal/min
5/9/2024 2:37 PM	30:00	7.16 pH	18.10 °C	686.88 µS/cm	-0.02 mg/L	1,745.0 NTU	-31.4 mV	11.56 ft	3.33 gal/min
5/9/2024 2:42 PM	35:00	7.15 pH	18.08 °C	686.81 µS/cm	-0.02 mg/L	946.00 NTU	-46.6 mV	11.60 ft	3.33 gal/min
5/9/2024 2:47 PM	40:00	7.16 pH	18.08 °C	687.83 µS/cm	-0.02 mg/L	1,047.0 NTU	-46.2 mV	11.60 ft	3.33 gal/min
5/9/2024 2:52 PM	45:00	7.15 pH	18.12 °C	688.22 µS/cm	-0.02 mg/L	1,166.0 NTU	-45.8 mV	11.60 ft	3.33 gal/min
5/9/2024 2:57 PM	50:00	7.15 pH	18.12 °C	687.10 µS/cm	-0.02 mg/L	1,228.0 NTU	-26.0 mV	11.60 ft	3.33 gal/min
5/9/2024 3:02 PM	55:00	7.14 pH	18.08 °C	687.74 µS/cm	-0.02 mg/L	822.00 NTU	-19.1 mV	11.60 ft	3.33 gal/min
5/9/2024 3:07 PM	01:00:00	7.14 pH	18.12 °C	688.51 µS/cm	-0.02 mg/L	1,080.0 NTU	-23.3 mV	11.60 ft	3.33 gal/min

5/9/2024 3:12 PM	01:05:00	7.14 pH	18.08 °C	689.21 µS/cm	-0.02 mg/L	727.00 NTU	-20.2 mV	11.60 ft	3.33 gal/min
5/9/2024 3:17 PM	01:10:00	7.15 pH	18.08 °C	689.08 µS/cm	-0.02 mg/L	127.00 NTU	-40.1 mV	11.60 ft	3.33 gal/min
5/9/2024 3:22 PM	01:15:00	7.14 pH	18.08 °C	689.64 µS/cm	-0.02 mg/L	865.00 NTU	-22.3 mV	11.60 ft	3.33 gal/min
5/9/2024 3:27 PM	01:20:00	7.16 pH	18.07 °C	687.61 µS/cm	-0.02 mg/L	104.00 NTU	-23.9 mV	11.60 ft	3.33 gal/min
5/9/2024 3:32 PM	01:25:00	7.15 pH	18.10 °C	689.15 µS/cm	-0.02 mg/L	54.20 NTU	-43.5 mV	11.60 ft	3.33 gal/min
5/9/2024 3:37 PM	01:30:00	7.14 pH	18.09 °C	689.93 µS/cm	-0.02 mg/L	33.70 NTU	-39.8 mV	11.60 ft	3.33 gal/min
5/9/2024 3:42 PM	01:35:00	7.15 pH	18.08 °C	689.12 µS/cm	-0.02 mg/L	15.70 NTU	-41.8 mV	11.60 ft	3.33 gal/min
5/9/2024 3:47 PM	01:40:00	7.13 pH	18.14 °C	688.20 µS/cm	-0.02 mg/L	53.20 NTU	-18.9 mV	11.60 ft	3.33 gal/min
5/9/2024 3:52 PM	01:45:00	7.13 pH	18.12 °C	690.98 µS/cm	-0.02 mg/L	11.80 NTU	-38.6 mV	11.60 ft	3.33 gal/min
5/9/2024 3:57 PM	01:50:00	7.13 pH	18.15 °C	691.02 µS/cm	-0.02 mg/L	11.46 NTU	-39.3 mV	11.60 ft	3.33 gal/min
5/9/2024 4:02 PM	01:55:00	7.13 pH	18.13 °C	691.85 µS/cm	-0.02 mg/L	6.82 NTU	-38.1 mV	11.60 ft	3.33 gal/min
5/9/2024 4:07 PM	02:00:00	7.13 pH	18.12 °C	690.99 µS/cm	-0.02 mg/L	6.44 NTU	-19.3 mV	11.60 ft	3.33 gal/min
5/9/2024 4:12 PM	02:05:00	7.12 pH	18.16 °C	690.87 µS/cm	-0.02 mg/L	3.28 NTU	-35.4 mV	11.60 ft	3.33 gal/min
5/9/2024 4:15 PM	02:07:20	7.13 pH	18.12 °C	691.93 µS/cm	-0.02 mg/L		-35.7 mV	11.60 ft	3.33 gal/min

Samples

Sample ID:	Description:

Low-Flow Test Report:

Test Date / Time: 5/9/2024 4:23:25 PM
Project: Plant Hammond
Operator Name: Jamie Newsome

Location Name: PT-11 **Well Diameter: 2 in** **Casing Type: PVC** **Screen Length: 10 ft** **Top of Screen: 17 ft** **Total Depth: 27 ft** **Initial Depth to Water: 11.60 ft**	**Pump Type: Monsoon** **Tubing Type: Polyethylene** **Pump Intake From TOC: 22 ft** **Estimated Total Volume Pumped: 88.5 gal** **Flow Cell Volume: 90 ml** **Final Flow Rate: 1 gal/min** **Final Draw Down: 0.00 ft**	**Instrument Used: Aqua TROLL 400** **Serial Number: 966105**

Test Notes:
Well Development, Purge 2

Weather Conditions:
Sunny, 66 degrees F.

Low-Flow Readings:

Date Time	Elapsed Time	pH	Temperature	Specific Conductivity	RDO Concentration	Turbidity	ORP	Depth to Water	Flow
		+/- 0.1	+/- 0.5	+/- 3 %	+/- 0.2	+/- 10	+/- 10	+/- 0.3	
5/9/2024 4:23 PM	00:00	7.10 pH	19.12 °C	690.09 µS/cm	-0.02 mg/L	3.29 NTU	-25.2 mV	11.60 ft	1.00 gal/min
5/9/2024 4:28 PM	05:00	7.11 pH	19.11 °C	3.19 µS/cm	2.01 mg/L	8.18 NTU	24.3 mV	11.60 ft	1.00 gal/min
5/9/2024 4:33 PM	10:00	7.04 pH	21.96 °C	694.75 µS/cm	0.06 mg/L	12.50 NTU	-8.7 mV	11.60 ft	1.00 gal/min
5/9/2024 4:38 PM	15:00	7.02 pH	21.80 °C	691.97 µS/cm	0.01 mg/L	11.20 NTU	-14.0 mV	11.60 ft	1.00 gal/min
5/9/2024 4:43 PM	20:00	7.01 pH	21.46 °C	689.01 µS/cm	0.00 mg/L	12.18 NTU	-14.3 mV	11.60 ft	1.00 gal/min
5/9/2024 4:48 PM	25:00	7.01 pH	21.81 °C	688.57 µS/cm	0.00 mg/L	11.74 NTU	-28.2 mV	11.60 ft	1.00 gal/min
5/9/2024 4:53 PM	30:00	7.02 pH	21.80 °C	688.81 µS/cm	0.00 mg/L	11.08 NTU	-28.1 mV	11.60 ft	1.00 gal/min
5/9/2024 4:58 PM	35:00	7.03 pH	21.58 °C	689.43 µS/cm	0.00 mg/L	10.02 NTU	-28.8 mV	11.60 ft	1.00 gal/min
5/9/2024 5:03 PM	40:00	7.04 pH	21.42 °C	689.88 µS/cm	0.00 mg/L	9.68 NTU	-27.6 mV	11.60 ft	1.00 gal/min
5/9/2024 5:08 PM	45:00	7.04 pH	21.59 °C	689.25 µS/cm	-0.00 mg/L	10.90 NTU	-27.1 mV	11.60 ft	1.00 gal/min
5/9/2024 5:13 PM	50:00	7.05 pH	21.25 °C	695.17 µS/cm	-0.00 mg/L	8.56 NTU	-12.8 mV	11.60 ft	1.00 gal/min
5/9/2024 5:18 PM	55:00	7.05 pH	23.61 °C	698.55 µS/cm	0.02 mg/L	8.53 NTU	-11.8 mV	11.60 ft	1.00 gal/min
5/9/2024 5:23 PM	01:00:00	7.00 pH	24.67 °C	690.40 µS/cm	0.02 mg/L	11.60 NTU	-15.9 mV	11.60 ft	1.00 gal/min

5/9/2024 5:28 PM	01:05:00	6.94 pH	24.28 °C	695.53 µS/cm	0.02 mg/L	10.70 NTU	-12.6 mV	11.60 ft	1.00 gal/min
5/9/2024 5:33 PM	01:10:00	6.92 pH	21.74 °C	675.07 µS/cm	-0.00 mg/L	8.73 NTU	-5.6 mV	11.60 ft	1.00 gal/min
5/9/2024 5:38 PM	01:15:00	7.00 pH	21.15 °C	680.97 µS/cm	-0.01 mg/L	5.55 NTU	-17.4 mV	11.60 ft	1.00 gal/min
5/9/2024 5:43 PM	01:20:00	7.04 pH	20.75 °C	686.31 µS/cm	-0.01 mg/L	5.81 NTU	-20.9 mV	11.60 ft	1.00 gal/min
5/9/2024 5:48 PM	01:25:00	7.05 pH	21.17 °C	688.43 µS/cm	-0.01 mg/L	4.04 NTU	-10.1 mV	11.60 ft	1.00 gal/min

Samples

Sample ID:	Description:

Low-Flow Test Report:

Test Date / Time: 5/10/2024 2:44:37 PM
Project: Plant Hammond
Operator Name: Jamie Newsome

Location Name: PT-12 **Well Diameter: 2 in** **Casing Type: PVC** **Screen Length: 10 ft** **Top of Screen: 22 ft** **Total Depth: 27 ft** **Initial Depth to Water: 11.55 ft**	**Pump Type: Monsoon** **Tubing Type: Polyethylene** **Pump Intake From TOC: 22 ft** **Estimated Total Volume Pumped: 262.5 gal** **Flow Cell Volume: 90 ml** **Final Flow Rate: 2.5 gal/min** **Final Draw Down: 0.05 ft**	**Instrument Used: Aqua TROLL 400** **Serial Number: 966105**

Test Notes:
Well Development, Purge 1

Weather Conditions:
Sunny, 80 degrees F.

Low-Flow Readings:

Date Time	Elapsed Time	pH	Temperature	Specific Conductivity	RDO Concentration	Turbidity	ORP	Depth to Water	Flow
		+/- 0.1	+/- 0.5	+/- 3 %	+/- 0.2	+/- 10	+/- 10	+/- 0.3	
5/10/2024 2:44 PM	00:00	6.97 pH	19.23 °C	680.65 µS/cm	0.01 mg/L	++++	55.7 mV	11.55 ft	2.50 gal/min
5/10/2024 2:49 PM	05:00	7.00 pH	18.30 °C	700.43 µS/cm	0.01 mg/L	++++	9.2 mV	11.55 ft	2.50 gal/min
5/10/2024 2:54 PM	10:00	7.02 pH	18.30 °C	697.77 µS/cm	-0.00 mg/L	1,696.0 NTU	-7.6 mV	11.55 ft	2.50 gal/min
5/10/2024 2:59 PM	15:00	7.02 pH	18.30 °C	698.80 µS/cm	-0.01 mg/L	1,304.0 NTU	3.8 mV	11.55 ft	2.50 gal/min
5/10/2024 3:04 PM	20:00	7.02 pH	18.25 °C	700.74 µS/cm	-0.01 mg/L	1,375.0 NTU	0.8 mV	11.55 ft	2.50 gal/min
5/10/2024 3:09 PM	25:00	7.03 pH	18.21 °C	698.85 µS/cm	-0.01 mg/L	1,551.0 NTU	1.9 mV	11.55 ft	2.50 gal/min
5/10/2024 3:14 PM	30:00	7.02 pH	18.27 °C	700.11 µS/cm	-0.01 mg/L	1,098.0 NTU	-6.9 mV	11.55 ft	2.50 gal/min
5/10/2024 3:19 PM	35:00	7.02 pH	18.25 °C	700.16 µS/cm	-0.01 mg/L	1,071.0 NTU	-9.6 mV	11.55 ft	2.50 gal/min
5/10/2024 3:24 PM	40:00	7.01 pH	18.31 °C	701.16 µS/cm	-0.01 mg/L	851.00 NTU	-13.5 mV	11.55 ft	2.50 gal/min
5/10/2024 3:29 PM	45:00	7.01 pH	18.31 °C	700.96 µS/cm	-0.01 mg/L	1,070.0 NTU	-15.7 mV	11.55 ft	2.50 gal/min
5/10/2024 3:34 PM	50:00	7.05 pH	18.30 °C	697.20 µS/cm	-0.01 mg/L	895.00 NTU	-15.8 mV	11.55 ft	2.50 gal/min
5/10/2024 3:39 PM	55:00	7.04 pH	18.29 °C	697.30 µS/cm	-0.01 mg/L	52.50 NTU	-7.1 mV	11.60 ft	2.50 gal/min
5/10/2024 3:44 PM	01:00:00	7.03 pH	18.29 °C	698.22 µS/cm	-0.01 mg/L	84.40 NTU	-8.4 mV	11.60 ft	2.50 gal/min

5/10/2024 3:49 PM	01:05:00	7.03 pH	18.27 °C	697.90 µS/cm	-0.01 mg/L	34.00 NTU	-2.5 mV	11.60 ft	2.50 gal/min
5/10/2024 3:54 PM	01:10:00	7.03 pH	18.27 °C	697.29 µS/cm	-0.01 mg/L	23.70 NTU	0.5 mV	11.60 ft	2.50 gal/min
5/10/2024 3:59 PM	01:15:00	7.03 pH	18.25 °C	698.23 µS/cm	-0.01 mg/L	16.40 NTU	1.9 mV	11.60 ft	2.50 gal/min
5/10/2024 4:04 PM	01:20:00	7.02 pH	18.25 °C	698.36 µS/cm	-0.01 mg/L	14.10 NTU	2.1 mV	11.60 ft	2.50 gal/min
5/10/2024 4:09 PM	01:25:00	7.03 pH	18.25 °C	698.99 µS/cm	-0.02 mg/L	15.19 NTU	3.8 mV	11.60 ft	2.50 gal/min
5/10/2024 4:14 PM	01:30:00	7.02 pH	18.25 °C	698.68 µS/cm	-0.01 mg/L	11.65 NTU	2.1 mV	11.60 ft	2.50 gal/min
5/10/2024 4:19 PM	01:35:00	7.02 pH	18.16 °C	699.46 µS/cm	-0.02 mg/L	9.86 NTU	1.0 mV	11.60 ft	2.50 gal/min
5/10/2024 4:24 PM	01:40:00	7.02 pH	18.12 °C	700.57 µS/cm	-0.02 mg/L	6.84 NTU	-1.0 mV	11.60 ft	2.50 gal/min
5/10/2024 4:29 PM	01:45:00	7.02 pH	18.15 °C	700.54 µS/cm	-0.02 mg/L	4.87 NTU	7.8 mV	11.60 ft	2.50 gal/min

Samples

Sample ID:	Description:

Low-Flow Test Report:

Test Date / Time: 5/10/2024 4:43:04 PM
Project: Plant Hammond
Operator Name: Jamie Newsome

Location Name: PT-12 **Well Diameter: 2 in** **Casing Type: PVC** **Screen Length: 10 ft** **Top of Screen: 22 ft** **Total Depth: 27 ft** **Initial Depth to Water: 11.60 ft**	**Pump Type: Monsoon** **Tubing Type: Polyethylene** **Pump Intake From TOC: 22 ft** **Estimated Total Volume Pumped: 10 liter** **Flow Cell Volume: 90 ml** **Final Flow Rate: 250 ml/min** **Final Draw Down: 0.00 ft**	**Instrument Used: Aqua TROLL 400** **Serial Number: 966105**

Test Notes:
Well Development, Purge 2

Weather Conditions:
Clear, 80 degrees F.

Low-Flow Readings:

Date Time	Elapsed Time	pH	Temperature	Specific Conductivity	RDO Concentration	Turbidity	ORP	Depth to Water	Flow
		+/- 0.1	+/- 0.5	+/- 3 %	+/- 0.2	+/- 10	+/- 10	+/- 0.3	
5/10/2024 4:43 PM	00:00	7.00 pH	21.08 °C	700.69 µS/cm	0.01 mg/L	11.30 NTU	-4.3 mV	11.60 ft	250.00 ml/min
5/10/2024 4:48 PM	05:00	6.99 pH	21.92 °C	695.09 µS/cm	0.03 mg/L	12.20 NTU	-15.1 mV	11.60 ft	250.00 ml/min
5/10/2024 4:53 PM	10:00	6.98 pH	22.04 °C	692.50 µS/cm	0.03 mg/L	12.89 NTU	-42.4 mV	11.60 ft	250.00 ml/min
5/10/2024 4:58 PM	15:00	6.97 pH	22.03 °C	692.75 µS/cm	0.02 mg/L	12.27 NTU	-22.6 mV	11.60 ft	250.00 ml/min
5/10/2024 5:03 PM	20:00	6.97 pH	22.01 °C	693.64 µS/cm	0.02 mg/L	10.01 NTU	-39.3 mV	11.60 ft	250.00 ml/min
5/10/2024 5:08 PM	25:00	6.97 pH	22.04 °C	693.44 µS/cm	0.03 mg/L	9.80 NTU	-38.6 mV	11.60 ft	250.00 ml/min
5/10/2024 5:13 PM	30:00	6.96 pH	21.86 °C	693.81 µS/cm	0.03 mg/L	7.46 NTU	-37.4 mV	11.60 ft	250.00 ml/min
5/10/2024 5:18 PM	35:00	6.97 pH	21.76 °C	694.36 µS/cm	0.02 mg/L	5.72 NTU	-34.0 mV	11.60 ft	250.00 ml/min
5/10/2024 5:23 PM	40:00	6.97 pH	21.63 °C	694.76 µS/cm	0.03 mg/L	5.72 NTU	-36.7 mV	11.60 ft	250.00 ml/min
5/10/2024 5:28 PM	45:00	6.97 pH	21.64 °C	693.43 µS/cm	0.03 mg/L	4.89 NTU	-35.2 mV	11.60 ft	250.00 ml/min

Samples

Sample ID:	Description:

Low-Flow Test Report:

Test Date / Time: 5/1/2024 9:42:55 AM
Project: Hammond
Operator Name: Zain W.

Location Name: PT-13 **Well Diameter: 2 in** **Casing Type: PVC** **Screen Length: 10 ft** **Top of Screen: 35 ft** **Total Depth: 45 ft** **Initial Depth to Water: 25.37 ft**	**Pump Type: Monsoon** **Tubing Type: Polyethylene** **Pump Intake From TOC: 40 ft** **Estimated Total Volume Pumped: 74 liter** **Flow Cell Volume: 90 ml** **Final Flow Rate: 4500 ml/min** **Final Draw Down: 9.82 ft**	**Instrument Used: Aqua TROLL 400** **Serial Number: 966105**

Test Notes:
Well Development

Weather Conditions:
Clear, 70 degrees F.

Low-Flow Readings:

Date Time	Elapsed Time	pH	Temperature	Specific Conductivity	RDO Concentration	Turbidity	ORP	Depth to Water	Flow
		+/- 0.1	+/- 0.5	+/- 5 %	+/- 0.2	+/- 5	+/- 10	+/- 0.3	
5/1/2024 9:42 AM	00:00	6.83 pH	17.92 °C	725.46 µS/cm	0.01 mg/L	1,190.0 NTU	-115.4 mV	25.37 ft	4,500.0 ml/min
5/1/2024 9:47 AM	05:00	6.80 pH	17.98 °C	736.81 µS/cm	0.01 mg/L	1,181.0 NTU	-120.4 mV	30.55 ft	4,500.0 ml/min
5/1/2024 9:52 AM	10:00	6.79 pH	18.00 °C	742.73 µS/cm	-0.00 mg/L	1,124.0 NTU	-137.7 mV	32.47 ft	4,500.0 ml/min
5/1/2024 9:57 AM	15:00	6.77 pH	18.02 °C	741.81 µS/cm	-0.01 mg/L	803.00 NTU	-141.6 mV	33.93 ft	4,500.0 ml/min
5/1/2024 10:02 AM	20:00	6.75 pH	18.05 °C	747.78 µS/cm	-0.01 mg/L	787.00 NTU	-131.6 mV	33.94 ft	4,500.0 ml/min
5/1/2024 10:07 AM	25:00	6.74 pH	18.08 °C	752.23 µS/cm	-0.01 mg/L	1,079.0 NTU	-146.8 mV	33.96 ft	4,500.0 ml/min
5/1/2024 10:12 AM	30:00	6.72 pH	18.07 °C	753.58 µS/cm	-0.01 mg/L	1,095.0 NTU	-141.0 mV	33.57 ft	4,500.0 ml/min
5/1/2024 10:17 AM	35:00	6.71 pH	18.08 °C	755.56 µS/cm	-0.01 mg/L	1,013.0 NTU	-153.0 mV	33.32 ft	4,500.0 ml/min
5/1/2024 10:22 AM	40:00	6.69 pH	18.09 °C	756.22 µS/cm	-0.01 mg/L	760.00 NTU	-153.5 mV	32.94 ft	4,500.0 ml/min
5/1/2024 10:27 AM	45:00	6.68 pH	18.12 °C	758.42 µS/cm	-0.01 mg/L	1,094.0 NTU	-151.3 mV	33.62 ft	4,500.0 ml/min
5/1/2024 10:32 AM	50:00	6.66 pH	18.12 °C	760.08 µS/cm	-0.01 mg/L	485.00 NTU	-150.3 mV	33.31 ft	4,500.0 ml/min
5/1/2024 10:37 AM	55:00	6.65 pH	18.12 °C	759.71 µS/cm	-0.01 mg/L	62.00 NTU	-147.4 mV	33.60 ft	4,500.0 ml/min
5/1/2024 10:42 AM	01:00:00	6.65 pH	18.13 °C	758.25 µS/cm	0.00 mg/L	980.00 NTU	-141.2 mV	34.94 ft	4,500.0 ml/min

5/1/2024 10:47 AM	01:05:00	6.65 pH	18.18 °C	760.02 µS/cm	-0.01 mg/L	378.00 NTU	-148.7 mV	35.17 ft	4,500.0 ml/min
5/1/2024 10:52 AM	01:10:00	6.65 pH	18.16 °C	763.65 µS/cm	0.08 mg/L	--	-124.5 mV	34.94 ft	4,500.0 ml/min
5/1/2024 10:57 AM	01:15:00	6.65 pH	18.18 °C	762.86 µS/cm	0.33 mg/L	57.00 NTU	-116.9 mV	35.75 ft	4,500.0 ml/min
5/1/2024 11:02 AM	01:20:00	6.65 pH	18.20 °C	764.71 µS/cm	0.37 mg/L	59.00 NTU	-107.2 mV	35.75 ft	4,500.0 ml/min
5/1/2024 11:07 AM	01:25:00	6.64 pH	18.19 °C	767.48 µS/cm	0.33 mg/L	88.00 NTU	-101.7 mV	35.75 ft	4,500.0 ml/min
5/1/2024 11:12 AM	01:30:00	6.65 pH	18.23 °C	774.70 µS/cm	0.34 mg/L	--	-99.7 mV	35.75 ft	4,500.0 ml/min
5/1/2024 11:17 AM	01:35:00	6.64 pH	18.25 °C	776.37 µS/cm	0.33 mg/L	--	-83.9 mV	35.75 ft	4,500.0 ml/min
5/1/2024 11:22 AM	01:40:00	6.66 pH	18.28 °C	781.97 µS/cm	0.36 mg/L	87.00 NTU	-84.0 mV	36.44 ft	4,500.0 ml/min
5/1/2024 11:27 AM	01:45:00	6.79 pH	18.24 °C	785.41 µS/cm	0.31 mg/L	29.00 NTU	-98.9 mV	35.31 ft	4,500.0 ml/min
5/1/2024 11:32 AM	01:50:00	6.84 pH	18.25 °C	785.30 µS/cm	0.23 mg/L	--	-89.9 mV	36.44 ft	4,500.0 ml/min
5/1/2024 11:37 AM	01:55:00	6.82 pH	18.22 °C	787.69 µS/cm	0.23 mg/L	12.10 NTU	-100.1 mV	35.35 ft	4,500.0 ml/min
5/1/2024 11:42 AM	02:00:00	6.82 pH	18.29 °C	790.03 µS/cm	0.26 mg/L	31.20 NTU	-86.3 mV	35.42 ft	4,500.0 ml/min
5/1/2024 11:47 AM	02:05:00	6.85 pH	18.30 °C	789.10 µS/cm	0.18 mg/L	--	-98.3 mV	35.42 ft	4,500.0 ml/min
5/1/2024 11:52 AM	02:10:00	6.87 pH	18.30 °C	788.08 µS/cm	0.16 mg/L	17.10 NTU	-99.6 mV	35.47 ft	4,500.0 ml/min
5/1/2024 11:57 AM	02:15:00	6.88 pH	18.31 °C	787.47 µS/cm	0.20 mg/L	11.20 NTU	-99.4 mV	35.53 ft	4,500.0 ml/min
5/1/2024 12:02 PM	02:20:00	6.90 pH	18.33 °C	791.93 µS/cm	0.21 mg/L	6.91 NTU	-98.2 mV	35.34 ft	4,500.0 ml/min
5/1/2024 12:07 PM	02:25:00	6.99 pH	18.38 °C	789.32 µS/cm	0.20 mg/L	8.26 NTU	-102.7 mV	35.05 ft	4,500.0 ml/min
5/1/2024 12:12 PM	02:30:00	7.01 pH	18.36 °C	786.70 µS/cm	0.13 mg/L	8.82 NTU	-104.6 mV	35.00 ft	4,500.0 ml/min
5/1/2024 12:17 PM	02:35:00	7.02 pH	18.37 °C	787.34 µS/cm	0.14 mg/L	5.05 NTU	-105.8 mV	35.12 ft	4,500.0 ml/min
5/1/2024 12:22 PM	02:40:00	7.03 pH	18.34 °C	789.09 µS/cm	0.13 mg/L	5.61 NTU	-93.9 mV	35.18 ft	4,500.0 ml/min
5/1/2024 12:27 PM	02:45:00	7.04 pH	18.38 °C	788.66 µS/cm	0.11 mg/L	4.57 NTU	-106.2 mV	35.19 ft	4,500.0 ml/min

Samples

Sample ID:	Description:

Low-Flow Test Report:

Test Date / Time: 4/30/2024 3:56:54 PM
Project: Hammond
Operator Name: Zain W.

Location Name: PT-14 **Well Diameter: 2 in** **Casing Type: PVC** **Screen Length: 10 ft** **Top of Screen: 34.65 ft** **Total Depth: 44.65 ft** **Initial Depth to Water: 25.00 ft**	**Pump Type: Monsoon** **Tubing Type: Polyethylene** **Pump Intake From TOC: 39.65 ft** **Estimated Total Volume Pumped: 63 liter** **Flow Cell Volume: 90 ml** **Final Flow Rate: 4500 ml/min** **Final Draw Down: 1.62 ft**	**Instrument Used: Aqua TROLL 400** **Serial Number: 966105**

Test Notes:
Well Development

Weather Conditions:
Clear, 80 degrees F.

Low-Flow Readings:

Date Time	Elapsed Time	pH	Temperature	Specific Conductivity	RDO Concentration	Turbidity	ORP	Depth to Water	Flow
		+/- 0.1	+/- 0.5	+/- 5 %	+/- 0.2	+/- 5	+/- 10	+/- 0.3	
4/30/2024 3:56 PM	00:00	6.92 pH	21.17 °C	574.44 µS/cm	0.02 mg/L	4,300.0 NTU	-85.9 mV	25.00 ft	4,500.0 ml/min
4/30/2024 4:01 PM	05:00	6.95 pH	21.57 °C	576.88 µS/cm	0.02 mg/L	--	-98.5 mV	26.50 ft	4,500.0 ml/min
4/30/2024 4:06 PM	10:00	6.96 pH	22.48 °C	582.08 µS/cm	0.02 mg/L	--	-119.9 mV	25.00 ft	4,500.0 ml/min
4/30/2024 4:11 PM	15:00	7.11 pH	23.15 °C	2.46 µS/cm	8.42 mg/L	--	-30.4 mV	25.00 ft	4,500.0 ml/min
4/30/2024 4:16 PM	20:00	7.31 pH	24.19 °C	2.37 µS/cm	8.39 mg/L	--	35.9 mV	25.00 ft	4,500.0 ml/min
4/30/2024 4:21 PM	25:00	6.99 pH	19.32 °C	570.89 µS/cm	0.05 mg/L	--	-88.5 mV	25.00 ft	4,500.0 ml/min
4/30/2024 4:26 PM	30:00	7.03 pH	18.88 °C	571.90 µS/cm	0.13 mg/L	-46.00 NTU	-109.7 mV	25.00 ft	4,500.0 ml/min
4/30/2024 4:31 PM	35:00	7.02 pH	18.88 °C	580.18 µS/cm	0.01 mg/L	675.00 NTU	-109.5 mV	26.45 ft	4,500.0 ml/min
4/30/2024 4:36 PM	40:00	7.02 pH	18.83 °C	582.68 µS/cm	0.01 mg/L	1,322.0 NTU	-111.4 mV	26.45 ft	4,500.0 ml/min
4/30/2024 4:41 PM	45:00	7.02 pH	18.77 °C	583.54 µS/cm	0.02 mg/L	683.00 NTU	-116.4 mV	26.46 ft	4,500.0 ml/min
4/30/2024 4:46 PM	50:00	7.00 pH	18.72 °C	585.85 µS/cm	0.01 mg/L	45.40 NTU	-116.8 mV	26.73 ft	4,500.0 ml/min
4/30/2024 4:51 PM	55:00	6.98 pH	18.75 °C	585.99 µS/cm	0.00 mg/L	97.00 NTU	-116.3 mV	26.77 ft	4,500.0 ml/min
4/30/2024 4:56 PM	01:00:00	6.97 pH	18.70 °C	587.95 µS/cm	-0.00 mg/L	25.60 NTU	-116.6 mV	26.77 ft	4,500.0 ml/min

4/30/2024 5:01 PM	01:05:00	6.95 pH	18.70 °C	588.09 µS/cm	0.00 mg/L	12.91 NTU	-115.8 mV	26.77 ft	4,500.0 ml/min
4/30/2024 5:06 PM	01:10:00	6.92 pH	18.70 °C	588.75 µS/cm	-0.01 mg/L	8.26 NTU	-115.2 mV	26.78 ft	4,500.0 ml/min
4/30/2024 5:11 PM	01:15:00	6.90 pH	18.77 °C	585.75 µS/cm	-0.01 mg/L	++++	-109.5 mV	26.78 ft	4,500.0 ml/min
4/30/2024 5:16 PM	01:20:00	6.87 pH	18.79 °C	586.13 µS/cm	-0.01 mg/L	++++	-101.9 mV	26.70 ft	4,500.0 ml/min
4/30/2024 5:21 PM	01:25:00	6.86 pH	18.74 °C	590.52 µS/cm	-0.01 mg/L	++++	-113.6 mV	26.70 ft	4,500.0 ml/min
4/30/2024 5:26 PM	01:30:00	6.85 pH	18.68 °C	590.92 µS/cm	-0.01 mg/L	1,288.0 NTU	-114.1 mV	26.80 ft	4,500.0 ml/min
4/30/2024 5:31 PM	01:35:00	6.83 pH	18.68 °C	591.55 µS/cm	-0.01 mg/L	40.20 NTU	-113.7 mV	26.80 ft	4,500.0 ml/min
4/30/2024 5:36 PM	01:40:00	6.82 pH	18.65 °C	591.95 µS/cm	-0.01 mg/L	13.30 NTU	-113.1 mV	26.82 ft	4,500.0 ml/min
4/30/2024 5:41 PM	01:45:00	6.81 pH	18.70 °C	602.23 µS/cm	-0.01 mg/L	--	-111.9 mV	26.85 ft	4,500.0 ml/min
4/30/2024 5:46 PM	01:50:00	6.83 pH	18.70 °C	591.42 µS/cm	-0.01 mg/L	++++	-115.1 mV	26.52 ft	4,500.0 ml/min
4/30/2024 5:51 PM	01:55:00	6.80 pH	18.64 °C	592.29 µS/cm	-0.02 mg/L	744.00 NTU	-114.1 mV	26.62 ft	4,500.0 ml/min
4/30/2024 5:56 PM	02:00:00	6.77 pH	18.63 °C	593.25 µS/cm	-0.02 mg/L	26.00 NTU	-112.7 mV	26.62 ft	4,500.0 ml/min
4/30/2024 6:01 PM	02:05:00	6.76 pH	18.64 °C	594.08 µS/cm	-0.02 mg/L	--	-111.9 mV	26.62 ft	4,500.0 ml/min
4/30/2024 6:06 PM	02:10:00	6.80 pH	18.68 °C	594.10 µS/cm	-0.02 mg/L	19.40 NTU	-114.2 mV	26.62 ft	4,500.0 ml/min
4/30/2024 6:11 PM	02:15:00	6.78 pH	18.65 °C	594.30 µS/cm	-0.02 mg/L	--	-113.2 mV	26.62 ft	4,500.0 ml/min
4/30/2024 6:16 PM	02:20:00	6.75 pH	18.61 °C	594.75 µS/cm	-0.02 mg/L	3.18 NTU	-111.5 mV	26.62 ft	4,500.0 ml/min

Samples

Sample ID:	Description:

Low-Flow Test Report:

Test Date / Time: 4/30/2024 10:46:40 AM
Project: Plant Hammond
Operator Name: Elisabeth Russell

Location Name: PT-15 **Well Diameter: 2 in** **Casing Type: PVC** **Screen Length: 10 ft** **Top of Screen: 34.54 ft** **Total Depth: 44.54 ft** **Initial Depth to Water: 24.85 ft**	**Pump Type: Monsoon** **Tubing Type: Polyethylene** **Pump Intake From TOC: 42 ft** **Estimated Total Volume Pumped: 686 liter** **Flow Cell Volume: 90 ml** **Final Flow Rate: 7000 ml/min** **Final Draw Down: 1.25 ft**	**Instrument Used: Aqua TROLL 400** **Serial Number: 883546**

Test Notes:
Well Development

Low-Flow Readings:

Date Time	Elapsed Time	pH	Temperature	Specific Conductivity	RDO Concentration	Turbidity	ORP	Depth to Water	Flow
		+/- 0.1	+/- 0.5	+/- 5 %	+/- 0.2	+/- 5	+/- 10	+/- 0.5	
4/30/2024 10:46 AM	00:00	6.82 pH	24.30 °C	849.91 µS/cm	-0.06 mg/L	7.94 NTU	1.5 mV	25.85 ft	7,000.0 ml/min
4/30/2024 10:50 AM	04:09	6.82 pH	24.10 °C	856.11 µS/cm	-0.07 mg/L	7.94 NTU	0.1 mV	25.85 ft	7,000.0 ml/min
4/30/2024 10:55 AM	08:45	6.83 pH	23.53 °C	864.43 µS/cm	-0.07 mg/L	7.72 NTU	-1.0 mV	26.00 ft	7,000.0 ml/min
4/30/2024 11:00 AM	13:45	7.10 pH	23.10 °C	2.36 µS/cm	2.71 mg/L	7.69 NTU	108.5 mV	26.05 ft	7,000.0 ml/min
4/30/2024 11:05 AM	18:45	7.14 pH	23.23 °C	1.67 µS/cm	3.79 mg/L	--	121.4 mV	--	7,000.0 ml/min
4/30/2024 11:10 AM	23:45	7.24 pH	23.85 °C	1.47 µS/cm	4.75 mg/L	--	126.9 mV	--	7,000.0 ml/min
4/30/2024 11:15 AM	28:45	7.20 pH	24.25 °C	1.54 µS/cm	6.69 mg/L	--	129.8 mV	--	7,000.0 ml/min
4/30/2024 11:20 AM	33:45	7.36 pH	25.34 °C	1.45 µS/cm	7.52 mg/L	--	132.1 mV	--	7,000.0 ml/min
4/30/2024 11:26 AM	39:37	6.90 pH	24.14 °C	872.00 µS/cm	0.64 mg/L	145.00 NTU	35.0 mV	26.20 ft	7,000.0 ml/min
4/30/2024 11:31 AM	44:37	6.84 pH	22.20 °C	898.59 µS/cm	-0.04 mg/L	44.30 NTU	8.7 mV	25.90 ft	7,000.0 ml/min
4/30/2024 11:36 AM	49:37	6.84 pH	22.24 °C	894.88 µS/cm	-0.05 mg/L	13.10 NTU	1.0 mV	25.95 ft	7,000.0 ml/min
4/30/2024 11:41 AM	54:37	6.85 pH	22.15 °C	895.30 µS/cm	-0.06 mg/L	7.84 NTU	-2.8 mV	25.97 ft	7,000.0 ml/min
4/30/2024 11:46 AM	59:37	6.86 pH	22.15 °C	872.50 µS/cm	0.26 mg/L	924.00 NTU	-3.4 mV	25.97 ft	7,000.0 ml/min
4/30/2024 11:48 AM	01:01:47	6.87 pH	22.21 °C	909.50 µS/cm	-0.06 mg/L	920.00 NTU	-7.4 mV	26.00 ft	7,000.0 ml/min
4/30/2024 11:53 AM	01:06:47	6.87 pH	21.75 °C	912.43 µS/cm	-0.06 mg/L	66.80 NTU	-8.5 mV	26.03 ft	7,000.0 ml/min

4/30/2024 11:58 AM	01:11:47	6.88 pH	21.86 °C	911.93 µS/cm	-0.07 mg/L	22.40 NTU	-8.1 mV	26.06 ft	7,000.0 ml/min
4/30/2024 12:03 PM	01:16:47	6.88 pH	21.90 °C	908.80 µS/cm	-0.07 mg/L	108.00 NTU	-8.3 mV	26.08 ft	7,000.0 ml/min
4/30/2024 12:08 PM	01:21:47	6.86 pH	21.72 °C	899.92 µS/cm	-0.07 mg/L	16.00 NTU	-4.4 mV	26.08 ft	7,000.0 ml/min
4/30/2024 12:13 PM	01:26:47	6.86 pH	21.67 °C	900.82 µS/cm	-0.07 mg/L	5.78 NTU	-4.6 mV	26.09 ft	7,000.0 ml/min
4/30/2024 12:18 PM	01:31:47	6.86 pH	21.64 °C	899.12 µS/cm	-0.06 mg/L	72.00 NTU	-2.2 mV	26.10 ft	7,000.0 ml/min
4/30/2024 12:23 PM	01:36:47	6.86 pH	21.53 °C	900.50 µS/cm	-0.07 mg/L	6.61 NTU	-4.7 mV	26.10 ft	7,000.0 ml/min
4/30/2024 12:28 PM	01:41:47	6.86 pH	21.62 °C	898.96 µS/cm	-0.07 mg/L	3.49 NTU	-5.1 mV	26.10 ft	7,000.0 ml/min
4/30/2024 12:31 PM	01:45:16	6.86 pH	21.58 °C	899.92 µS/cm	-0.07 mg/L	3.40 NTU	-5.2 mV	26.10 ft	7,000.0 ml/min

Samples

Sample ID:	Description:

Site Name: Hammond

Calibrated By: Elisabeth Russell

Field Instrumentation Calibration Form

Date: 9/30/24

Field Conditions: wet

Instrument	Manufactuer/ Model	Serial Number
Water Quality Meter	YSI Pro1 11400	823576
Turbidity Meter	2020We	1511-911

Calibration Standard Information				
Parameter	Standard	Lot #	Date of Expiration	Brand
Specific Conductance (µS/cm)	4.490	24005593	12/24	Air
pH (SU)	4.00	24005593	12/24	Air
pH (SU)	7.00	24004517	12/24	Air
pH (SU)	10.00	24000085	12/24	Air
D.O. (%)	N/A	N/A	N/A	Air
ORP (mV)	228.0	24006903	12/24	Air

Calibration					
Time Start 915		Time Finish 905			
Parameter	Standard	Calibration Value	Calibration Solution Temperature (°C)	Acceptance Criteria	Reference
Specific Conductance (µS/cm)	4.490	4490	28.10	± 10% of standard	EPA 2023
pH (SU)	4.00	4.0	28.26	± 0.1	GWMP
pH (SU)	7.00	7.0	28.74	± 0.1	GWMP
pH (SU)	10.00	10.0	29.31	± 0.1	GWMP
D.O. (%)	N/A	100%	28.1	± 10%	NA
ORP (mV)	228.0	228	28.80	± 10	EPA 2023

	Standard	Calibration Value	Acceptance Criteria	Reference
Turbidity (NTU)	0	0	± 10% of standard	EPA 2023
	1	1.01		
	10	10.02		
	–	–		

Calibration Check					
Time Start		Time Finish			
Parameter	Standard	Calibration Value	Calibration Solution Temperature (°C)	Acceptance Criteria	Reference
Specific Conductance (µS/cm)	4.490			± 10% of standard	EPA 2023
pH (SU)	4.00			± 0.1	GWMP
pH (SU)	7.00			± 0.1	GWMP
pH (SU)	10.00			± 0.1	GWMP

	Standard	Calibration Value	Acceptance Criteria	Reference
Turbidity (NTU)			± 10% of standard	EPA 2023

Notes:

Site Name: Hibernod

Calibrated By: Zain W.

Field Instrumentation Calibration Form

Date: 4-30-24

Field Conditions: Rain

Instrument	Manufactuer/ Model	Serial Number
Water Quality Meter	Aqua Troll 400	916105
Turbidity Meter	La Motte	7009-1416

Calibration Standard Information				
Parameter	Standard	Lot #	Date of Expiration	Brand
Specific Conductance (µS/cm)	4,490	24605593	12/24	AIK
pH (SU)	4.00	↓	↓	
pH (SU)	7.00	24004517	12/24	
pH (SU)	10.00	24000085	12/24	
D.O (%)	N/A	-	-	
ORP (mV)	228.0	24006983	12/24	↓

Calibration					
Time Start 0910		Time Finish 0940			
Parameter	Standard	Calibration Value	Calibration Solution Temperature (°C)	Acceptance Criteria	Reference
Specific Conductance (µS/cm)	4,490	4490	22.33	± 10% of standard	EPA 2023
pH (SU)	4.00	4.00	22.34	± 0.1	GWMP
pH (SU)	7.00	7.00	23.32	± 0.1	GWMP
pH (SU)	10.00	10.00	23.23	± 0.1	GWMP
D.O (%)	N/A	100.2	22.44	± 10%	NA
ORP (mV)	228.0	228.0	23.74	± 10	EPA 2023

	Standard	Calibration Value	Acceptance Criteria	Reference
Turbidity (NTU)	0	0	± 10% of standard	EPA 2023
	1	1		
	10	10		
	—	—		

Calibration Check					
Time Start —		Time Finish —			
Parameter	Standard	Calibration Value	Calibration Solution Temperature (°C)	Acceptance Criteria	Reference
Specific Conductance (µS/cm)	4,490	—	—	± 10% of standard	EPA 2023
pH (SU)	4.00	—	—	± 0.1	GWMP
pH (SU)	7.00	—	—	± 0.1	GWMP
pH (SU)	10.00	—	—	± 0.1	GWMP

	Standard	Calibration Value	Acceptance Criteria	Reference
Turbidity (NTU)	—	—	± 10% of standard	EPA 2023
	—	—		
	—	—		
	—	—		

Notes:

—

Site Name: Plant Hammond

Calibrated By: EP

Field Instrumentation Calibration Form

Date: 5/1/24

Field Conditions: 40-70 sunny

Instrument	Manufactuer/ Model	Serial Number
Water Quality Meter	Aquaterra 400	~~466104~~ SN: 583546
Turbidity Meter	LaMotte 2020	1511-9111

Calibration Standard Information				
Parameter	Standard	Lot #	Date of Expiration	Brand
Specific Conductance (uS/cm)	4,490	24005593	12/24	AIR
pH (SU)	4.00	24005593	12/24	AIR
pH (SU)	7.00	24004517	12/24	AIR
pH (SU)	10.00	24000080	12/24	AIR
D.O. (%)	N/A	—	—	AIR
ORP (mV)	228.0	24006903	12/24	AIR

Calibration

Time Start 830 Time Finish 900

Parameter	Standard	Calibration Value	Calibration Solution Temperature (°C)	Acceptance Criteria	Reference
Specific Conductance (uS/cm)	4,490	4490	25.68	± 10% of standard	EPA 2023
pH (SU)	4.00	4.0	25.31	± 0.1	GWMP
pH (SU)	7.00	7.0	25.30	± 0.1	GWMP
pH (SU)	10.00	10.0	24.95	± 0.1	GWMP
D.O. (%)	N/A	100	23.97	± 10%	NA
ORP (mV)	228.0	228	24.20	± 10	EPA 2023

	Standard	Calibration Value	Acceptance Criteria	Reference
Turbidity (NTU)	0	0.15	± 10% of standard	EPA 2023
	1	0.97		
	10	9.77		
	—	—		

Calibration Check

Time Start Time Finish

Parameter	Standard	Calibration Value	Calibration Solution Temperature (°C)	Acceptance Criteria	Reference
Specific Conductance (uS/cm)	4,490			± 10% of standard	EPA 2023
pH (SU)	4.00			± 0.1	GWMP
pH (SU)	7.00			± 0.1	GWMP
pH (SU)	10.00			± 0.1	GWMP

	Standard	Calibration Value	Acceptance Criteria	Reference
Turbidity (NTU)			± 10% of standard	EPA 2023

Notes:

Site Name: Hiawatha

Calibrated By: Zan W.

Field Instrumentation Calibration Form

Date: 5/1/24

Field Conditions: Clear, 60°F

Instrument	Manufactuer/ Model	Serial Number
Water Quality Meter	Aquaprobe 400	96105
Turbidity Meter	LaMotte	9009-1416

Calibration Standard Information				
Parameter	Standard	Lot #	Date of Expiration	Brand
Specific Conductance (µS/cm)	4 490	24605593	12/24	ATR
pH (SU)	4.00	↓	↓	↓
pH (SU)	7.00	24004517	12/24	
pH (SU)	10.00	24000685	12/24	
D O (%)	N/A	—	—	
ORP (mV)	228 0	24001903	12/24	↓

Calibration					
Time Start 0837		Time Finish 0911			
Parameter	Standard	Calibration Value	Calibration Solution Temperature (°C)	Acceptance Criteria	Reference
Specific Conductance (µS/cm)	4,490	4490	20.97	± 10% of standard	EPA 2023
pH (SU)	4 00	4.00	21.04	± 0 1	GWMP
pH (SU)	7 00	7.00	21.38	± 0 1	GWMP
pH (SU)	10 00	10.00	21.55	± 0 1	GWMP
D.O. (%)	N/A	100%	21.40	± 10%	NA
ORP (mV)	228 0	228.0	21.37	± 10	EPA 2023

	Standard	Calibration Value	Acceptance Criteria	Reference
Turbidity (NTU)	0	0	± 10% of standard	EPA 2023
	1	1		
	10	10		
	—	—		

Calibration Check					
Time Start —		Time Finish —			
Parameter	Standard	Calibration Value	Calibration Solution Temperature (°C)	Acceptance Criteria	Reference
Specific Conductance (µS/cm)	4,490	—	—	± 10% of standard	EPA 2023
pH (SU)	4.00	—	—	± 0 1	GWMP
pH (SU)	7 00	—	—	± 0.1	GWMP
pH (SU)	10.00	—	—	± 0 1	GWMP

	Standard	Calibration Value	Acceptance Criteria	Reference
Turbidity (NTU)	—	—	± 10% of standard	EPA 2023
	—	—		
	—	—		
	—	—		

Notes:

Site Name: Plant Hammond

Field Instrumentation Calibration Form

Date: 5-9-2024

Calibrated By: A. Stewart

Field Conditions: Thunderstorms, 66°F

Instrument	Manufacturer/ Model	Serial Number
Water Quality Meter	[illegible] 400	130731
Turbidity Meter	Lab Mate 2010T	7009-1916

Calibration Standard Information				
Parameter	Standard	Lot #	Date of Expiration	Brand
Specific Conductance (µS/cm)	4,490	24001291	12/2024	AIR
pH (SU)	4.00	24001291	12/2024	AIR
pH (SU)	7.00	24003597	11/2024	AIR
pH (SU)	10.00	24004996	11/2024	AIR
D.O. (%)	N/A	—	—	—
ORP (mV)	228.0	24004903		AIR

Calibration					
Time Start: 1020		Time Finish:			
Parameter	Standard	Calibration Value	Calibration Solution Temperature (°C)	Acceptance Criteria	Reference
Specific Conductance (µS/cm)	4,490	4490.0	23.34	± 10% of standard	EPA 2023
pH (SU)	4.00	4.00	23.54	± 0.1	GWMP
pH (SU)	7.00	7.00	23.52	± 0.1	GWMP
pH (SU)	10.00	10.00	23.37	± 0.1	GWMP
D.O. (%)	N/A	1.5mg 23- 100%	23.04	± 10%	NA
ORP (mV)	228.0	228.0	23.45	± 10	EPA 2023

	Standard	Calibration Value	Acceptance Criteria	Reference
Turbidity (NTU)	0	0.00	± 10% of standard	EPA 2023
	1	0.70		
	10	10.12		
	—	—		

Calibration Check					
Time Start:		Time Finish:			
Parameter	Standard	Calibration Value	Calibration Solution Temperature (°C)	Acceptance Criteria	Reference
Specific Conductance (µS/cm)	4,490			± 10% of standard	EPA 2023
pH (SU)	4.00			± 0.1	GWMP
pH (SU)	7.00			± 0.1	GWMP
pH (SU)	10.00			± 0.1	GWMP

	Standard	Calibration Value	Acceptance Criteria	Reference
Turbidity (NTU)			± 10% of standard	EPA 2023

Notes:

Site Name: GP Plant Hammond Field Instrumentation Calibration Form

Date: 5/9/24

Calibrated By: J. Newsome

Field Conditions: Storms, Rain

Instrument	Manufacturer/ Model	Serial Number
Water Quality Meter	YSI 6820 V2	964105
Turbidity Meter	HACH 2100Q	1911-4111

Calibration Standard Information				
Parameter	Standard	Lot #	Date of Expiration	Brand
Specific Conductance (uS/cm)	4,490	24005593	12/24	AIR
pH (SU)	4.00	24005593	12/24	AIR
pH (SU)	7.00	24004917	12/24	AIR
pH (SU)	10.00	24010085	12/24	AIR
D.O. (%)	N/A	N/A	N/A	N/A
ORP (mV)	228.0	24009903	12/24	AIR

Calibration					
Time Start	0900 1000	Time Finish	1630		
Parameter	Standard	Calibration Value	Calibration Solution Temperature (°C)	Acceptance Criteria	Reference
Specific Conductance (µS/cm)	4,490	—	—	± 10% of standard	EPA 2023
pH (SU)	4.00	4.01	22.98	± 0.1	GWMP
pH (SU)	7.00	6.97	23.45	± 0.1	GWMP
pH (SU)	10.00	10.00	22.98	± 0.1	GWMP
D.O. (%)	N/A	99.7%	20.58	± 10%	NA
ORP (mV)	228.0	227.0	22.42	± 10	EPA 2023

	Standard	Calibration Value	Acceptance Criteria	Reference
Turbidity (NTU)	0	0	± 10% of standard	EPA 2023
	1	1.01		
	10	9.87		

Calibration Check					
Time Start		Time Finish			
Parameter	Standard	Calibration Value	Calibration Solution Temperature (°C)	Acceptance Criteria	Reference
Specific Conductance (µS/cm)	4,490			± 10% of standard	EPA 2023
pH (SU)	4.00			± 0.1	GWMP
pH (SU)	7.00		5-9-24	± 0.1	GWMP
pH (SU)	10.00			± 0.1	GWMP

	Standard	Calibration Value	Acceptance Criteria	Reference
Turbidity (NTU)			± 10% of standard	EPA 2023
	5-9-24			

Initials

11

Site Name: Plant Hammond

Calibrated By: A. Szwast

Field Instrumentation Calibration Form

Date: 5-10-2024

Field Conditions: Sunny, 70°F

Instrument	Manufactuer/ Model	Serial Number
Water Quality Meter	AquaTroll 400	850751
Turbidity Meter	LaMotte 2020i+	7009-1416

Calibration Standard Information				
Parameter	Standard	Lot #	Date of Expiration	Brand
Specific Conductance (µS/cm)	4,490	24005893	12/2024	AIR
pH (SU)	4 00	24005593	12/2024	AIR
pH (SU)	7 00	24005597	11/2024	AIR
pH (SU)	10 00	24004946	11/2024	AIR
D O (%)	N/A	—	—	—
ORP (mV)	228 0	24506903	11/2024	AIR

Calibration					
Time Start 750		Time Finish 805			
Parameter	Standard	Calibration Value	Calibration Solution Temperature (°C)	Acceptance Criteria	Reference
Specific Conductance (µS/cm)	4,490	4490.0	23.29	± 10% of standard	EPA 2023
pH (SU)	4 00	4.00	23.70	± 0 1	GWMP
pH (SU)	7 00	7.00	23.64	± 0 1	GWMP
pH (SU)	10 00	10.00	23.43	± 0 1	GWMP
D.O (%)	N/A	100.00	20.32	± 10%	NA
ORP (mV)	228 0	228.0	22.09	± 10	EPA 2023

	Standard	Calibration Value	Acceptance Criteria	Reference
Turbidity (NTU)	0	0.00	± 10% of standard	EPA 2023
	1	0.81		
	10	9.96		
	—	—		

Calibration Check					
Time Start 1445		Time Finish 1455			
Parameter	Standard	Calibration Value	Calibration Solution Temperature (°C)	Acceptance Criteria	Reference
Specific Conductance (µS/cm)	4,490	4490.0	30.88	± 10% of standard	EPA 2023
pH (SU)	4.00	4.00	30.88	± 0 1	GWMP
pH (SU)	7.00	7.00	30.00	± 0 1	GWMP
pH (SU)	10 00	10.00	29.60	± 0 1	GWMP

	Standard	Calibration Value	Acceptance Criteria	Reference
Turbidity (NTU)	0	0.00	± 10% of standard	EPA 2023
	1	0.83		
	10	10.04		
	—	—		

Notes:

Site Name: GP Plant Hammond

Calibrated By: J. Newsome

Field Instrumentation Calibration Form

Date: 5/10/24

Field Conditions: ~~Clear~~ JN, Cloudy, 46°F

Instrument	Manufactuer/ Model	Serial Number
Water Quality Meter	Aquatrol	9164105
Turbidity Meter	La Motte 2020wp	1511-4111

Calibration Standard Information				
Parameter	Standard	Lot #	Date of Expiration	Brand
Specific Conductance (µS/cm)	4,490	24005593	12/2024	AIR
pH (SU)	4.00	24005593	12/2024	AIR
pH (SU)	7.00	24004917	12/2024	AIR
pH (SU)	10.00	24000085	12/2024	AIR
D.O. (%)	N/A	—	—	—
ORP (mV)	228.0	24006903	12/2024	AIR

Calibration					
Time Start	0945	Time Finish	0815		
Parameter	Standard	Calibration Value	Calibration Solution Temperature (°C)	Acceptance Criteria	Reference
Specific Conductance (µS/cm)	4,490	4425.9	23.25	± 10% of standard	EPA 2023
pH (SU)	4.00	4.05	23.61	± 0.1	GWMP
pH (SU)	7.00	7.05	24.01	± 0.1	GWMP
pH (SU)	10.00	10.02	24.24	± 0.1	GWMP
D.O. (%)	N/A	100.84	22.08	± 10%	NA
ORP (mV)	228.0	229.6	23.98	± 10	EPA 2023

	Standard	Calibration Value	Acceptance Criteria	Reference
Turbidity (NTU)	0	0	± 10% of standard	EPA 2023
	1	0.99		
	10	9.57		
	—	—		

Calibration Check					
Time Start	1415	Time Finish	1430		
Parameter	Standard	Calibration Value	Calibration Solution Temperature (°C)	Acceptance Criteria	Reference
Specific Conductance (µS/cm)	4,490	4478.9	24.06	± 10% of standard	EPA 2023
pH (SU)	4.00	4.01	24.07	± 0.1	GWMP
pH (SU)	7.00	7.07	23.97	± 0.1	GWMP
pH (SU)	10.00	9.99	24.51	± 0.1	GWMP

	Standard	Calibration Value	Acceptance Criteria	Reference
Turbidity (NTU)	0	0.02	± 10% of standard	EPA 2023
	1	1.04		
	10	9.82		
	—	—		

Notes:

Site Name GP Plant Hammond

Field Instrumentation Calibration Form

Date 5/13/24

Calibrated By J Newsome

Field Conditions Cloudy, 68°F

Instrument	Manufacturer/ Model	Serial Number
Water Quality Meter	Aquatrol	946105
Turbidity Meter	Lamotte 2020we	1611-4611

Calibration Standard Information				
Parameter	Standard	Lot #	Date of Expiration	Brand
Specific Conductance (µS/cm)	4,490	24005593	12/2024	AIR
pH (SU)	4.00	24005593	12/2024	AIR
pH (SU)	7.00	24004517	12/2024	AIR
pH (SU)	10.00	24006985	12/2024	AIR
D.O. (%)	N/A	—	—	—
ORP (mV)	228.0	24006903	12/2024	AIR

Calibration					
Time Start	0750	Time Finish			
Parameter	Standard	Calibration Value	Calibration Solution Temperature (°C)	Acceptance Criteria	Reference
Specific Conductance (µS/cm)	4,490	4491.4	19.05	± 10% of standard	EPA 2023
pH (SU)	4.00	4.04	19.14	± 0.1	GWMP
pH (SU)	7.00	7.04	19.24	± 0.1	GWMP
pH (SU)	10.00	10.03	19.43	± 0.1	GWMP
D.O. (%)	N/A	99.95	19.24	± 10%	NA
ORP (mV)	228.0	228.5	19.32	± 10	EPA 2023

	Standard	Calibration Value	Acceptance Criteria	Reference
Turbidity (NTU)	0	0.01	± 10% of standard	EPA 2023
	1	1.01		
	10	9.98		

Calibration Check					
Time Start		Time Finish			
Parameter	Standard	Calibration Value	Calibration Solution Temperature (°C)	Acceptance Criteria	Reference
Specific Conductance (µS/cm)	4,490	4460.91	20.12	± 10% of standard	EPA 2023
pH (SU)	4.00	4.03	20.12	± 0.1	GWMP
pH (SU)	7.00	7.02	19.63	± 0.1	GWMP
pH (SU)	10.00	10.04	20.05	± 0.1	GWMP

	Standard	Calibration Value	Acceptance Criteria	Reference
Turbidity (NTU)	0	0	± 10% of standard	EPA 2023
	1	1.01		
	10	10		

Notes:

APPENDIX D

Certified Well Survey Data

Well ID	Casing Northing	Casing Easting	Top of Casing Elevation	Nail or Pad Northing	Nail or Pad Easting	Nail or Pad Elevation	Description
AS-01	1549048.28	1942388.06	577.08	1549048.17	1942388.79	577.46	NAIL ON PAD
AS-02	1549049.08	1942400.03	576.72	1549049.00	1942400.65	577.14	NAIL ON PAD
AS-03	1548670.10	1940933.87	591.60	1548669.94	1940933.21	591.98	NAIL ON PAD
AS-04	1548680.80	1940930.83	591.50	1548680.66	1940930.25	591.97	NAIL ON PAD
INW-03	1549052.75	1942388.28	577.07	1549052.67	1942389.06	577.38	NAIL ON PAD
INW-04	1548671.73	1940929.98	591.58	1548671.52	1940929.36	592.01	NAIL ON PAD
INW-05	1548680.07	1940935.89	591.31	1548679.97	1940935.37	591.81	NAIL ON PAD
PT-11	1549055.61	1942390.89	576.96	1549055.62	1942391.58	577.35	NAIL ON PAD
PT-12	1549045.43	1942391.10	576.84	1549045.32	1942391.85	577.34	NAIL ON PAD
PT-13	1548676.04	1940939.23	591.47	1548675.94	1940938.61	591.88	NAIL ON PAD
PT-14	1548673.63	1940926.52	591.62	1548673.48	1940925.84	592.06	NAIL ON PAD
PT-15	1548668.35	1940937.45	591.37	1548668.21	1940936.90	591.90	NAIL ON PAD
Benchmark	Northing	Easting	Elevation				
BM-H3	1548237.413	1941013.571	574.63				

SURVEY DATA CERTIFICATION FOR SOUTHERN COMPANY TO DETERMINE NORTHING, EASTING, AND VERTICAL ELEVATION OF THE NAIL IN THE CONCRETE PAD & THE PVC WELL CASING. DATE OF FIELD SURVEY & INSPECTION: 06/03/2024. FIELD SURVEY POSITIONAL TOLERANCE=0.5 FEET HORIZONTAL-NAD'83, 0.01 VERTICAL-NAVD '88. EQUIPMENT USED FOR HORIZONTAL LOCATION: TRIMBLE R12 RTK GPS & TRIMBLE S5 ROBOTIC TOTAL STATION. THE VERTICAL LOCATION OF EACH SURVEYED POINT WAS ESTABLISHED BASED UPON LEVEL RUNS WITH A DIGITAL LEVEL LOOP FROM VERTICAL CONTROL ESTABLISHED BY ON-SITE BENCHMARK BM-H3 SET BY GEL SOLUTIONS USING A TRIMBLE DINI LEVEL

7/1/2024

GEORGIA REGISTERED No. LS003464 PROFESSIONAL LAND SURVEYOR JOHN DEREK BRADNER

COA - LS003119
Exp. 12/31/2024

APPENDIX B

Baseline Analytical Laboratory Results and Field Sampling Forms

Pace Analytical Services, LLC
9800 Kincey Ave. Suite 100
Huntersville, NC 28078
(704)875-9092

May 10, 2024

Kristen Jurinko
Southern Company
241 Ralph McGill Blvd NE
Bin 10160
Atlanta, GA 30308

RE: Project: Hammond AP-1
Pace Project No.: 92728841

Dear Kristen Jurinko:

Enclosed are the analytical results for sample(s) received by the laboratory on May 03, 2024. The results relate only to the samples included in this report. Results reported herein conform to the applicable TNI/NELAC Standards and the laboratory's Quality Manual, where applicable, unless otherwise noted in the body of the report.

The test results provided in this final report were generated by each of the following laboratories within the Pace Network:

- Pace Analytical Services - Asheville
- Pace Analytical Services - Peachtree Corners, GA

If you have any questions concerning this report, please feel free to contact me.

Sincerely,

Tyriek Hooks for
Bonnie Vang
bonnie.vang@pacelabs.com
704-977-0968
Project Manager

Enclosures

cc: Kip Gray, Geosyntec
Christine Hug, Geosyntec Consultants, Inc.
Thomas Kessler, Geosyntec Consultants
Whitney Law, Geosyntec Consultants
Laura Midkiff, Southern Company
Caroline Nelson, Geosyntec Consultants, Inc
Anthony Szwast, Geosyntec Consultants

REPORT OF LABORATORY ANALYSIS

This report shall not be reproduced, except in full,
without the written consent of Pace Analytical Services, LLC.

Pace Analytical Services, LLC
9800 Kincey Ave. Suite 100
Huntersville, NC 28078
(704)875-9092

CERTIFICATIONS

Project: Hammond AP-1
Pace Project No.: 92728841

Pace Analytical Services Asheville
2225 Riverside Drive, Asheville, NC 28804
Florida/NELAP Certification #: E87648
North Carolina Drinking Water Certification #: 37712
North Carolina Wastewater Certification #: 40
South Carolina Laboratory ID: 99030
South Carolina Certification #: 99030001
Virginia/VELAP Certification #: 460222

Pace Analytical Services Peachtree Corners
110 Technology Pkwy, Peachtree Corners, GA 30092
Florida DOH Certification #: E87315
Georgia DW Inorganics Certification #: 812
North Carolina Certification #: 381
South Carolina Certification #: 98011001
Virginia Certification #: 460204

This report shall not be reproduced, except in full,
without the written consent of Pace Analytical Services, LLC.

Pace Analytical Services, LLC
9800 Kincey Ave. Suite 100
Huntersville, NC 28078
(704)875-9092

SAMPLE SUMMARY

Project: Hammond AP-1
Pace Project No.: 92728841

Lab ID	Sample ID	Matrix	Date Collected	Date Received
92728841001	**HAM-INW-04**	Water	05/02/24 14:18	05/03/24 13:20
92728841002	**HAM-INW-05**	Water	05/02/24 09:55	05/03/24 13:20
92728841003	**HAM-PT-08**	Water	05/02/24 12:35	05/03/24 13:20
92728841004	**HAM-PT-14**	Water	05/02/24 12:06	05/03/24 13:20
92728841005	**HAM-PT-15**	Water	05/02/24 15:40	05/03/24 13:20
92728841006	**HAM-AP1-EB-01**	Water	05/02/24 15:20	05/03/24 13:20
92728841007	**HAM-AP1-FB-01**	Water	05/02/24 15:15	05/03/24 13:20
92728841008	**HAM-AP1-FD-01**	Water	05/02/24 00:00	05/03/24 13:20

This report shall not be reproduced, except in full,
without the written consent of Pace Analytical Services, LLC.

Pace Analytical Services, LLC
9800 Kincey Ave. Suite 100
Huntersville, NC 28078
(704)875-9092

SAMPLE ANALYTE COUNT

Project: Hammond AP-1
Pace Project No.: 92728841

Lab ID	Sample ID	Method	Analysts	Analytes Reported
92728841001	**HAM-INW-04**	EPA 6010D	AJM	6
		EPA 6020B	CW1	13
		EPA 7470A	VB	1
		SM 2320B-2011	YEG	3
		SM 2540C-2015	CMW1	1
		SM 4500-S2D-2011	JP1	1
		EPA 300.0 Rev 2.1 1993	CDC	3
92728841002	**HAM-INW-05**	EPA 6010D	AJM	6
		EPA 6020B	CW1	13
		EPA 7470A	VB	1
		SM 2320B-2011	YEG	3
		SM 2540C-2015	CMW1	1
		SM 4500-S2D-2011	JP1	1
		EPA 300.0 Rev 2.1 1993	CDC	3
92728841003	**HAM-PT-08**	EPA 6010D	AJM	6
		EPA 6020B	CW1	13
		EPA 7470A	VB	1
		SM 2320B-2011	YEG	3
		SM 2540C-2015	CMW1	1
		SM 4500-S2D-2011	JP1	1
		EPA 300.0 Rev 2.1 1993	CDC	3
92728841004	**HAM-PT-14**	EPA 6010D	AJM	6
		EPA 6020B	CW1	13
		EPA 7470A	VB	1
		SM 2320B-2011	YEG	3
		SM 2540C-2015	CMW1	1
		SM 4500-S2D-2011	JP1	1
		EPA 300.0 Rev 2.1 1993	CDC	3
92728841005	**HAM-PT-15**	EPA 6010D	AJM, DRB	6
		EPA 6020B	CW1	13
		EPA 7470A	VB	1
		SM 2320B-2011	YEG	3
		SM 2540C-2015	CMW1	1
		SM 4500-S2D-2011	JP1	1
		EPA 300.0 Rev 2.1 1993	CDC	3
92728841006	**HAM-AP1-EB-01**	EPA 6010D	AJM	6
		EPA 6020B	CW1	13

This report shall not be reproduced, except in full,
without the written consent of Pace Analytical Services, LLC.

Pace Analytical Services, LLC
9800 Kincey Ave. Suite 100
Huntersville, NC 28078
(704)875-9092

SAMPLE ANALYTE COUNT

Project: Hammond AP-1
Pace Project No.: 92728841

Lab ID	Sample ID	Method	Analysts	Analytes Reported
		EPA 7470A	VB	1
		SM 2320B-2011	YEG	3
		SM 2540C-2015	CMW1	1
		SM 4500-S2D-2011	JP1	1
		EPA 300.0 Rev 2.1 1993	CDC	3
92728841007	**HAM-AP1-FB-01**	EPA 6010D	AJM	6
		EPA 6020B	CW1	13
		EPA 7470A	VB	1
		SM 2320B-2011	YEG	3
		SM 2540C-2015	CMW1	1
		SM 4500-S2D-2011	JP1	1
		EPA 300.0 Rev 2.1 1993	CDC	3
92728841008	**HAM-AP1-FD-01**	EPA 6010D	AJM	6
		EPA 6020B	CW1	13
		EPA 7470A	VB	1
		SM 2320B-2011	YEG	3
		SM 2540C-2015	CMW1	1
		SM 4500-S2D-2011	JP1	1
		EPA 300.0 Rev 2.1 1993	CDC	3

PASI-A = Pace Analytical Services - Asheville
PASI-GA = Pace Analytical Services - Peachtree Corners, GA

This report shall not be reproduced, except in full,
without the written consent of Pace Analytical Services, LLC.

Pace Analytical Services, LLC
9800 Kincey Ave. Suite 100
Huntersville, NC 28078
(704)875-9092

SUMMARY OF DETECTION

Project: Hammond AP-1
Pace Project No.: 92728841

Lab Sample ID Method	Client Sample ID Parameters	Result	Units	Report Limit	Analyzed	Qualifiers
92728841001	**HAM-INW-04**					
EPA 6010D	Iron	10.3	mg/L	0.040	05/06/24 22:08	
EPA 6010D	Manganese	4.2	mg/L	0.040	05/06/24 22:08	
EPA 6010D	Potassium	5.4	mg/L	0.50	05/06/24 22:08	
EPA 6010D	Sodium	6.9	mg/L	1.0	05/06/24 22:08	
EPA 6010D	Calcium	110	mg/L	1.0	05/06/24 22:08	
EPA 6010D	Magnesium	13.5	mg/L	0.050	05/06/24 22:08	
EPA 6020B	Arsenic	0.21	mg/L	0.0050	05/06/24 14:29	
EPA 6020B	Barium	0.042	mg/L	0.0050	05/06/24 14:29	
EPA 6020B	Boron	0.61	mg/L	0.040	05/06/24 14:29	
EPA 6020B	Cobalt	0.029	mg/L	0.0050	05/06/24 14:29	
EPA 6020B	Lithium	0.048	mg/L	0.030	05/06/24 14:29	
EPA 6020B	Molybdenum	0.016	mg/L	0.010	05/06/24 14:29	
EPA 6020B	Selenium	0.0016J	mg/L	0.0050	05/06/24 14:29	B
EPA 6020B	Thallium	0.00048J	mg/L	0.0010	05/06/24 14:29	
SM 2320B-2011	Alkalinity,Bicarbonate (CaCO3)	128	mg/L	5.0	05/07/24 16:02	
SM 2320B-2011	Alkalinity, Total as CaCO3	128	mg/L	5.0	05/07/24 16:02	
SM 2540C-2015	Total Dissolved Solids	482	mg/L	25.0	05/07/24 15:51	
EPA 300.0 Rev 2.1 1993	Chloride	8.0	mg/L	1.0	05/07/24 13:54	
EPA 300.0 Rev 2.1 1993	Fluoride	0.47	mg/L	0.10	05/07/24 13:54	M1
EPA 300.0 Rev 2.1 1993	Sulfate	180	mg/L	4.0	05/08/24 00:06	M1
92728841002	**HAM-INW-05**					
EPA 6010D	Iron	17.3	mg/L	0.040	05/06/24 22:13	M1
EPA 6010D	Manganese	3.6	mg/L	0.040	05/06/24 22:13	
EPA 6010D	Potassium	5.2	mg/L	0.50	05/06/24 22:13	M1
EPA 6010D	Sodium	6.5	mg/L	1.0	05/06/24 22:13	M1
EPA 6010D	Calcium	108	mg/L	1.0	05/06/24 22:13	M1
EPA 6010D	Magnesium	12.6	mg/L	0.050	05/06/24 22:13	M1
EPA 6020B	Antimony	0.00098J	mg/L	0.0030	05/06/24 14:44	
EPA 6020B	Arsenic	0.24	mg/L	0.0050	05/06/24 14:44	
EPA 6020B	Barium	0.032	mg/L	0.0050	05/06/24 14:44	
EPA 6020B	Beryllium	0.000099J	mg/L	0.00050	05/06/24 14:44	
EPA 6020B	Boron	0.54	mg/L	0.040	05/06/24 14:44	
EPA 6020B	Cobalt	0.028	mg/L	0.0050	05/06/24 14:44	
EPA 6020B	Lithium	0.060	mg/L	0.030	05/06/24 14:44	
EPA 6020B	Molybdenum	0.0094J	mg/L	0.010	05/06/24 14:44	
EPA 6020B	Selenium	0.0015J	mg/L	0.0050	05/06/24 14:44	B
SM 2320B-2011	Alkalinity,Bicarbonate (CaCO3)	109	mg/L	5.0	05/07/24 16:12	
SM 2320B-2011	Alkalinity, Total as CaCO3	109	mg/L	5.0	05/07/24 16:12	
SM 2540C-2015	Total Dissolved Solids	526	mg/L	25.0	05/07/24 15:51	
EPA 300.0 Rev 2.1 1993	Chloride	6.0	mg/L	1.0	05/07/24 14:38	
EPA 300.0 Rev 2.1 1993	Fluoride	0.59	mg/L	0.10	05/07/24 14:38	
EPA 300.0 Rev 2.1 1993	Sulfate	206	mg/L	5.0	05/08/24 01:37	
92728841003	**HAM-PT-08**					
EPA 6010D	Iron	8.5	mg/L	0.040	05/06/24 22:32	
EPA 6010D	Manganese	3.9	mg/L	0.040	05/06/24 22:32	
EPA 6010D	Potassium	5.3	mg/L	0.50	05/06/24 22:32	

This report shall not be reproduced, except in full,
without the written consent of Pace Analytical Services, LLC.

Pace Analytical Services, LLC
9800 Kincey Ave. Suite 100
Huntersville, NC 28078
(704)875-9092

SUMMARY OF DETECTION

Project: Hammond AP-1
Pace Project No.: 92728841

Lab Sample ID Method	Client Sample ID Parameters	Result	Units	Report Limit	Analyzed	Qualifiers
92728841003	**HAM-PT-08**					
EPA 6010D	Sodium	7.2	mg/L	1.0	05/06/24 22:32	
EPA 6010D	Calcium	98.2	mg/L	1.0	05/06/24 22:32	
EPA 6010D	Magnesium	12.0	mg/L	0.050	05/06/24 22:32	
EPA 6020B	Arsenic	0.26	mg/L	0.0050	05/06/24 14:48	
EPA 6020B	Barium	0.045	mg/L	0.0050	05/06/24 14:48	
EPA 6020B	Boron	0.83	mg/L	0.040	05/06/24 14:48	
EPA 6020B	Cobalt	0.054	mg/L	0.0050	05/06/24 14:48	
EPA 6020B	Lithium	0.016J	mg/L	0.030	05/06/24 14:48	
EPA 6020B	Molybdenum	0.017	mg/L	0.010	05/06/24 14:48	
EPA 6020B	Selenium	0.0012J	mg/L	0.0050	05/06/24 14:48	B
SM 2320B-2011	Alkalinity,Bicarbonate (CaCO3)	108	mg/L	5.0	05/07/24 16:29	
SM 2320B-2011	Alkalinity, Total as CaCO3	108	mg/L	5.0	05/07/24 16:29	
SM 2540C-2015	Total Dissolved Solids	477	mg/L	25.0	05/07/24 15:58	
EPA 300.0 Rev 2.1 1993	Chloride	15.4	mg/L	1.0	05/07/24 14:53	
EPA 300.0 Rev 2.1 1993	Fluoride	0.36	mg/L	0.10	05/07/24 14:53	
EPA 300.0 Rev 2.1 1993	Sulfate	176	mg/L	4.0	05/08/24 01:51	
92728841004	**HAM-PT-14**					
EPA 6010D	Iron	13.7	mg/L	0.040	05/06/24 22:37	
EPA 6010D	Manganese	3.1	mg/L	0.040	05/06/24 22:37	
EPA 6010D	Potassium	5.4	mg/L	0.50	05/06/24 22:37	
EPA 6010D	Sodium	6.7	mg/L	1.0	05/06/24 22:37	
EPA 6010D	Calcium	101	mg/L	1.0	05/06/24 22:37	
EPA 6010D	Magnesium	12.7	mg/L	0.050	05/06/24 22:37	
EPA 6020B	Arsenic	0.22	mg/L	0.0050	05/06/24 14:51	
EPA 6020B	Barium	0.037	mg/L	0.0050	05/06/24 14:51	
EPA 6020B	Boron	0.51	mg/L	0.040	05/06/24 14:51	
EPA 6020B	Cobalt	0.021	mg/L	0.0050	05/06/24 14:51	
EPA 6020B	Lithium	0.055	mg/L	0.030	05/06/24 14:51	
EPA 6020B	Molybdenum	0.011	mg/L	0.010	05/06/24 14:51	
EPA 6020B	Selenium	0.0014J	mg/L	0.0050	05/06/24 14:51	B
SM 2320B-2011	Alkalinity,Bicarbonate (CaCO3)	121	mg/L	5.0	05/07/24 16:38	
SM 2320B-2011	Alkalinity, Total as CaCO3	121	mg/L	5.0	05/07/24 16:38	
SM 2540C-2015	Total Dissolved Solids	462	mg/L	25.0	05/07/24 15:58	
EPA 300.0 Rev 2.1 1993	Chloride	7.9	mg/L	1.0	05/07/24 15:08	
EPA 300.0 Rev 2.1 1993	Fluoride	0.43	mg/L	0.10	05/07/24 15:08	
EPA 300.0 Rev 2.1 1993	Sulfate	169	mg/L	4.0	05/08/24 02:06	
92728841005	**HAM-PT-15**					
EPA 6010D	Manganese	5.6	mg/L	0.040	05/07/24 15:31	
EPA 6010D	Iron	9.7	mg/L	0.040	05/06/24 22:41	
EPA 6010D	Potassium	5.2	mg/L	0.50	05/06/24 22:41	
EPA 6010D	Sodium	6.8	mg/L	1.0	05/06/24 22:41	
EPA 6010D	Calcium	141	mg/L	1.0	05/06/24 22:41	
EPA 6010D	Magnesium	15.6	mg/L	0.050	05/06/24 22:41	
EPA 6020B	Arsenic	0.41	mg/L	0.0050	05/06/24 14:55	
EPA 6020B	Barium	0.044	mg/L	0.0050	05/06/24 14:55	
EPA 6020B	Boron	0.75	mg/L	0.040	05/06/24 14:55	

This report shall not be reproduced, except in full,
without the written consent of Pace Analytical Services, LLC.

Pace Analytical Services, LLC
9800 Kincey Ave. Suite 100
Huntersville, NC 28078
(704)875-9092

SUMMARY OF DETECTION

Project: Hammond AP-1
Pace Project No.: 92728841

Lab Sample ID Method	Client Sample ID Parameters	Result	Units	Report Limit	Analyzed	Qualifiers
92728841005	**HAM-PT-15**					
EPA 6020B	Cobalt	0.052	mg/L	0.0050	05/06/24 14:55	
EPA 6020B	Lithium	0.051	mg/L	0.030	05/06/24 14:55	
EPA 6020B	Molybdenum	0.017	mg/L	0.010	05/06/24 14:55	
SM 2320B-2011	Alkalinity,Bicarbonate (CaCO3)	124	mg/L	5.0	05/07/24 16:47	
SM 2320B-2011	Alkalinity, Total as CaCO3	124	mg/L	5.0	05/07/24 16:47	
SM 2540C-2015	Total Dissolved Solids	638	mg/L	25.0	05/07/24 15:58	
EPA 300.0 Rev 2.1 1993	Chloride	11.8	mg/L	1.0	05/07/24 15:53	
EPA 300.0 Rev 2.1 1993	Fluoride	0.55	mg/L	0.10	05/07/24 15:53	
EPA 300.0 Rev 2.1 1993	Sulfate	278	mg/L	7.0	05/08/24 02:21	
92728841008	**HAM-AP1-FD-01**					
EPA 6010D	Iron	13.6	mg/L	0.040	05/06/24 23:05	
EPA 6010D	Manganese	3.1	mg/L	0.040	05/06/24 23:05	
EPA 6010D	Potassium	5.4	mg/L	0.50	05/06/24 23:05	
EPA 6010D	Sodium	6.7	mg/L	1.0	05/06/24 23:05	
EPA 6010D	Calcium	99.4	mg/L	1.0	05/06/24 23:05	
EPA 6010D	Magnesium	12.6	mg/L	0.050	05/06/24 23:05	
EPA 6020B	Arsenic	0.20	mg/L	0.0050	05/06/24 15:15	
EPA 6020B	Barium	0.036	mg/L	0.0050	05/06/24 15:15	
EPA 6020B	Boron	0.47	mg/L	0.040	05/06/24 15:15	
EPA 6020B	Cobalt	0.020	mg/L	0.0050	05/06/24 15:15	
EPA 6020B	Lithium	0.052	mg/L	0.030	05/06/24 15:15	
EPA 6020B	Molybdenum	0.010	mg/L	0.010	05/06/24 15:15	
SM 2320B-2011	Alkalinity,Bicarbonate (CaCO3)	122	mg/L	5.0	05/07/24 17:38	
SM 2320B-2011	Alkalinity, Total as CaCO3	122	mg/L	5.0	05/07/24 17:38	
SM 2540C-2015	Total Dissolved Solids	442	mg/L	25.0	05/07/24 15:59	
EPA 300.0 Rev 2.1 1993	Chloride	7.9	mg/L	1.0	05/07/24 16:08	
EPA 300.0 Rev 2.1 1993	Fluoride	0.42	mg/L	0.10	05/07/24 16:08	
EPA 300.0 Rev 2.1 1993	Sulfate	167	mg/L	4.0	05/08/24 02:35	

This report shall not be reproduced, except in full,
without the written consent of Pace Analytical Services, LLC.

Pace Analytical Services, LLC
9800 Kincey Ave. Suite 100
Huntersville, NC 28078
(704)875-9092

ANALYTICAL RESULTS

Project: Hammond AP-1
Pace Project No.: 92728841

Sample: HAM-INW-04 **Lab ID: 92728841001** Collected: 05/02/24 14:18 Received: 05/03/24 13:20 Matrix: Water

Parameters	Results	Units	Report Limit	MDL	DF	Prepared	Analyzed	CAS No.	Qual
6010D ATL ICP	Analytical Method: EPA 6010D Preparation Method: EPA 3010A Pace Analytical Services - Peachtree Corners, GA								
Iron	**10.3**	mg/L	0.040	0.025	1	05/04/24 10:00	05/06/24 22:08	7439-89-6	
Manganese	**4.2**	mg/L	0.040	0.011	1	05/04/24 10:00	05/06/24 22:08	7439-96-5	
Potassium	**5.4**	mg/L	0.50	0.15	1	05/04/24 10:00	05/06/24 22:08	7440-09-7	
Sodium	**6.9**	mg/L	1.0	0.58	1	05/04/24 10:00	05/06/24 22:08	7440-23-5	
Calcium	**110**	mg/L	1.0	0.12	1	05/04/24 10:00	05/06/24 22:08	7440-70-2	
Magnesium	**13.5**	mg/L	0.050	0.012	1	05/04/24 10:00	05/06/24 22:08	7439-95-4	
6020 MET ICPMS	Analytical Method: EPA 6020B Preparation Method: EPA 3005A Pace Analytical Services - Peachtree Corners, GA								
Antimony	ND	mg/L	0.0030	0.00054	1	05/04/24 09:50	05/06/24 14:29	7440-36-0	
Arsenic	**0.21**	mg/L	0.0050	0.00084	1	05/04/24 09:50	05/06/24 14:29	7440-38-2	
Barium	**0.042**	mg/L	0.0050	0.00047	1	05/04/24 09:50	05/06/24 14:29	7440-39-3	
Beryllium	ND	mg/L	0.00050	0.000094	1	05/04/24 09:50	05/06/24 14:29	7440-41-7	
Boron	**0.61**	mg/L	0.040	0.012	1	05/04/24 09:50	05/06/24 14:29	7440-42-8	
Cadmium	ND	mg/L	0.00050	0.00010	1	05/04/24 09:50	05/06/24 14:29	7440-43-9	
Chromium	ND	mg/L	0.0050	0.0019	1	05/04/24 09:50	05/06/24 14:29	7440-47-3	
Cobalt	**0.029**	mg/L	0.0050	0.00032	1	05/04/24 09:50	05/06/24 14:29	7440-48-4	
Lead	ND	mg/L	0.0010	0.00016	1	05/04/24 09:50	05/06/24 14:29	7439-92-1	
Lithium	**0.048**	mg/L	0.030	0.0016	1	05/04/24 09:50	05/06/24 14:29	7439-93-2	
Molybdenum	**0.016**	mg/L	0.010	0.00062	1	05/04/24 09:50	05/06/24 14:29	7439-98-7	
Selenium	**0.0016J**	mg/L	0.0050	0.00096	1	05/04/24 09:50	05/06/24 14:29	7782-49-2	B
Thallium	**0.00048J**	mg/L	0.0010	0.00038	1	05/04/24 09:50	05/06/24 14:29	7440-28-0	
7470 Mercury	Analytical Method: EPA 7470A Preparation Method: EPA 7470A Pace Analytical Services - Peachtree Corners, GA								
Mercury	ND	mg/L	0.00020	0.00013	1	05/06/24 12:30	05/06/24 16:54	7439-97-6	
2320B Alkalinity	Analytical Method: SM 2320B-2011 Pace Analytical Services - Asheville								
Alkalinity,Bicarbonate (CaCO3)	**128**	mg/L	5.0	5.0	1		05/07/24 16:02		
Alkalinity,Carbonate (CaCO3)	ND	mg/L	5.0	5.0	1		05/07/24 16:02		
Alkalinity, Total as CaCO3	**128**	mg/L	5.0	5.0	1		05/07/24 16:02		
2540C Total Dissolved Solids	Analytical Method: SM 2540C-2015 Pace Analytical Services - Asheville								
Total Dissolved Solids	**482**	mg/L	25.0	25.0	1		05/07/24 15:51		
4500S2D Sulfide Water	Analytical Method: SM 4500-S2D-2011 Pace Analytical Services - Asheville								
Sulfide	ND	mg/L	0.10	0.022	1		05/09/24 04:42	18496-25-8	
300.0 IC Anions 28 Days	Analytical Method: EPA 300.0 Rev 2.1 1993 Pace Analytical Services - Asheville								
Chloride	**8.0**	mg/L	1.0	0.60	1		05/07/24 13:54	16887-00-6	

REPORT OF LABORATORY ANALYSIS

This report shall not be reproduced, except in full,
without the written consent of Pace Analytical Services, LLC.

Pace Analytical Services, LLC
9800 Kincey Ave. Suite 100
Huntersville, NC 28078
(704)875-9092

ANALYTICAL RESULTS

Project: Hammond AP-1
Pace Project No.: 92728841

Sample: HAM-INW-04 **Lab ID: 92728841001** Collected: 05/02/24 14:18 Received: 05/03/24 13:20 Matrix: Water

Parameters	Results	Units	Report Limit	MDL	DF	Prepared	Analyzed	CAS No.	Qual
300.0 IC Anions 28 Days	Analytical Method: EPA 300.0 Rev 2.1 1993 Pace Analytical Services - Asheville								
Fluoride	**0.47**	mg/L	0.10	0.050	1		05/07/24 13:54	16984-48-8	M1
Sulfate	**180**	mg/L	4.0	2.0	4		05/08/24 00:06	14808-79-8	M1

This report shall not be reproduced, except in full,
without the written consent of Pace Analytical Services, LLC.

Pace Analytical Services, LLC
9800 Kincey Ave. Suite 100
Huntersville, NC 28078
(704)875-9092

ANALYTICAL RESULTS

Project: Hammond AP-1
Pace Project No.: 92728841

Sample: HAM-INW-05 **Lab ID: 92728841002** Collected: 05/02/24 09:55 Received: 05/03/24 13:20 Matrix: Water

Parameters	Results	Units	Report Limit	MDL	DF	Prepared	Analyzed	CAS No.	Qual
6010D ATL ICP	Analytical Method: EPA 6010D Preparation Method: EPA 3010A Pace Analytical Services - Peachtree Corners, GA								
Iron	**17.3**	mg/L	0.040	0.025	1	05/04/24 10:00	05/06/24 22:13	7439-89-6	M1
Manganese	**3.6**	mg/L	0.040	0.011	1	05/04/24 10:00	05/06/24 22:13	7439-96-5	
Potassium	**5.2**	mg/L	0.50	0.15	1	05/04/24 10:00	05/06/24 22:13	7440-09-7	M1
Sodium	**6.5**	mg/L	1.0	0.58	1	05/04/24 10:00	05/06/24 22:13	7440-23-5	M1
Calcium	**108**	mg/L	1.0	0.12	1	05/04/24 10:00	05/06/24 22:13	7440-70-2	M1
Magnesium	**12.6**	mg/L	0.050	0.012	1	05/04/24 10:00	05/06/24 22:13	7439-95-4	M1
6020 MET ICPMS	Analytical Method: EPA 6020B Preparation Method: EPA 3005A Pace Analytical Services - Peachtree Corners, GA								
Antimony	**0.00098J**	mg/L	0.0030	0.00054	1	05/04/24 09:50	05/06/24 14:44	7440-36-0	
Arsenic	**0.24**	mg/L	0.0050	0.00084	1	05/04/24 09:50	05/06/24 14:44	7440-38-2	
Barium	**0.032**	mg/L	0.0050	0.00047	1	05/04/24 09:50	05/06/24 14:44	7440-39-3	
Beryllium	**0.000099J**	mg/L	0.00050	0.000094	1	05/04/24 09:50	05/06/24 14:44	7440-41-7	
Boron	**0.54**	mg/L	0.040	0.012	1	05/04/24 09:50	05/06/24 14:44	7440-42-8	
Cadmium	ND	mg/L	0.00050	0.00010	1	05/04/24 09:50	05/06/24 14:44	7440-43-9	
Chromium	ND	mg/L	0.0050	0.0019	1	05/04/24 09:50	05/06/24 14:44	7440-47-3	
Cobalt	**0.028**	mg/L	0.0050	0.00032	1	05/04/24 09:50	05/06/24 14:44	7440-48-4	
Lead	ND	mg/L	0.0010	0.00016	1	05/04/24 09:50	05/06/24 14:44	7439-92-1	
Lithium	**0.060**	mg/L	0.030	0.0016	1	05/04/24 09:50	05/06/24 14:44	7439-93-2	
Molybdenum	**0.0094J**	mg/L	0.010	0.00062	1	05/04/24 09:50	05/06/24 14:44	7439-98-7	
Selenium	**0.0015J**	mg/L	0.0050	0.00096	1	05/04/24 09:50	05/06/24 14:44	7782-49-2	B
Thallium	ND	mg/L	0.0010	0.00038	1	05/04/24 09:50	05/06/24 14:44	7440-28-0	
7470 Mercury	Analytical Method: EPA 7470A Preparation Method: EPA 7470A Pace Analytical Services - Peachtree Corners, GA								
Mercury	ND	mg/L	0.00020	0.00013	1	05/06/24 12:30	05/06/24 16:57	7439-97-6	
2320B Alkalinity	Analytical Method: SM 2320B-2011 Pace Analytical Services - Asheville								
Alkalinity,Bicarbonate (CaCO3)	**109**	mg/L	5.0	5.0	1		05/07/24 16:12		
Alkalinity,Carbonate (CaCO3)	ND	mg/L	5.0	5.0	1		05/07/24 16:12		
Alkalinity, Total as CaCO3	**109**	mg/L	5.0	5.0	1		05/07/24 16:12		
2540C Total Dissolved Solids	Analytical Method: SM 2540C-2015 Pace Analytical Services - Asheville								
Total Dissolved Solids	**526**	mg/L	25.0	25.0	1		05/07/24 15:51		
4500S2D Sulfide Water	Analytical Method: SM 4500-S2D-2011 Pace Analytical Services - Asheville								
Sulfide	ND	mg/L	0.10	0.022	1		05/09/24 04:42	18496-25-8	
300.0 IC Anions 28 Days	Analytical Method: EPA 300.0 Rev 2.1 1993 Pace Analytical Services - Asheville								
Chloride	**6.0**	mg/L	1.0	0.60	1		05/07/24 14:38	16887-00-6	

This report shall not be reproduced, except in full,
without the written consent of Pace Analytical Services, LLC.

Pace Analytical Services, LLC
9800 Kincey Ave. Suite 100
Huntersville, NC 28078
(704)875-9092

ANALYTICAL RESULTS

Project: Hammond AP-1
Pace Project No.: 92728841

Sample: HAM-INW-05 **Lab ID: 92728841002** Collected: 05/02/24 09:55 Received: 05/03/24 13:20 Matrix: Water

Parameters	Results	Units	Report Limit	MDL	DF	Prepared	Analyzed	CAS No.	Qual
300.0 IC Anions 28 Days	Analytical Method: EPA 300.0 Rev 2.1 1993 Pace Analytical Services - Asheville								
Fluoride	**0.59**	mg/L	0.10	0.050	1		05/07/24 14:38	16984-48-8	
Sulfate	**206**	mg/L	5.0	2.5	5		05/08/24 01:37	14808-79-8	

This report shall not be reproduced, except in full,
without the written consent of Pace Analytical Services, LLC.

Pace Analytical Services, LLC
9800 Kincey Ave. Suite 100
Huntersville, NC 28078
(704)875-9092

ANALYTICAL RESULTS

Project: Hammond AP-1
Pace Project No.: 92728841

Sample: HAM-PT-08 **Lab ID: 92728841003** Collected: 05/02/24 12:35 Received: 05/03/24 13:20 Matrix: Water

Parameters	Results	Units	Report Limit	MDL	DF	Prepared	Analyzed	CAS No.	Qual
6010D ATL ICP	Analytical Method: EPA 6010D Preparation Method: EPA 3010A Pace Analytical Services - Peachtree Corners, GA								
Iron	**8.5**	mg/L	0.040	0.025	1	05/04/24 10:00	05/06/24 22:32	7439-89-6	
Manganese	**3.9**	mg/L	0.040	0.011	1	05/04/24 10:00	05/06/24 22:32	7439-96-5	
Potassium	**5.3**	mg/L	0.50	0.15	1	05/04/24 10:00	05/06/24 22:32	7440-09-7	
Sodium	**7.2**	mg/L	1.0	0.58	1	05/04/24 10:00	05/06/24 22:32	7440-23-5	
Calcium	**98.2**	mg/L	1.0	0.12	1	05/04/24 10:00	05/06/24 22:32	7440-70-2	
Magnesium	**12.0**	mg/L	0.050	0.012	1	05/04/24 10:00	05/06/24 22:32	7439-95-4	
6020 MET ICPMS	Analytical Method: EPA 6020B Preparation Method: EPA 3005A Pace Analytical Services - Peachtree Corners, GA								
Antimony	ND	mg/L	0.0030	0.00054	1	05/04/24 09:50	05/06/24 14:48	7440-36-0	
Arsenic	**0.26**	mg/L	0.0050	0.00084	1	05/04/24 09:50	05/06/24 14:48	7440-38-2	
Barium	**0.045**	mg/L	0.0050	0.00047	1	05/04/24 09:50	05/06/24 14:48	7440-39-3	
Beryllium	ND	mg/L	0.00050	0.000094	1	05/04/24 09:50	05/06/24 14:48	7440-41-7	
Boron	**0.83**	mg/L	0.040	0.012	1	05/04/24 09:50	05/06/24 14:48	7440-42-8	
Cadmium	ND	mg/L	0.00050	0.00010	1	05/04/24 09:50	05/06/24 14:48	7440-43-9	
Chromium	ND	mg/L	0.0050	0.0019	1	05/04/24 09:50	05/06/24 14:48	7440-47-3	
Cobalt	**0.054**	mg/L	0.0050	0.00032	1	05/04/24 09:50	05/06/24 14:48	7440-48-4	
Lead	ND	mg/L	0.0010	0.00016	1	05/04/24 09:50	05/06/24 14:48	7439-92-1	
Lithium	**0.016J**	mg/L	0.030	0.0016	1	05/04/24 09:50	05/06/24 14:48	7439-93-2	
Molybdenum	**0.017**	mg/L	0.010	0.00062	1	05/04/24 09:50	05/06/24 14:48	7439-98-7	
Selenium	**0.0012J**	mg/L	0.0050	0.00096	1	05/04/24 09:50	05/06/24 14:48	7782-49-2	B
Thallium	ND	mg/L	0.0010	0.00038	1	05/04/24 09:50	05/06/24 14:48	7440-28-0	
7470 Mercury	Analytical Method: EPA 7470A Preparation Method: EPA 7470A Pace Analytical Services - Peachtree Corners, GA								
Mercury	ND	mg/L	0.00020	0.00013	1	05/06/24 12:30	05/06/24 16:59	7439-97-6	
2320B Alkalinity	Analytical Method: SM 2320B-2011 Pace Analytical Services - Asheville								
Alkalinity,Bicarbonate (CaCO3)	**108**	mg/L	5.0	5.0	1		05/07/24 16:29		
Alkalinity,Carbonate (CaCO3)	ND	mg/L	5.0	5.0	1		05/07/24 16:29		
Alkalinity, Total as CaCO3	**108**	mg/L	5.0	5.0	1		05/07/24 16:29		
2540C Total Dissolved Solids	Analytical Method: SM 2540C-2015 Pace Analytical Services - Asheville								
Total Dissolved Solids	**477**	mg/L	25.0	25.0	1		05/07/24 15:58		
4500S2D Sulfide Water	Analytical Method: SM 4500-S2D-2011 Pace Analytical Services - Asheville								
Sulfide	ND	mg/L	0.10	0.022	1		05/09/24 04:42	18496-25-8	
300.0 IC Anions 28 Days	Analytical Method: EPA 300.0 Rev 2.1 1993 Pace Analytical Services - Asheville								
Chloride	**15.4**	mg/L	1.0	0.60	1		05/07/24 14:53	16887-00-6	

REPORT OF LABORATORY ANALYSIS

This report shall not be reproduced, except in full,
without the written consent of Pace Analytical Services, LLC.

Pace Analytical Services, LLC
9800 Kincey Ave. Suite 100
Huntersville, NC 28078
(704)875-9092

ANALYTICAL RESULTS

Project: Hammond AP-1
Pace Project No.: 92728841

Sample: HAM-PT-08 **Lab ID: 92728841003** Collected: 05/02/24 12:35 Received: 05/03/24 13:20 Matrix: Water

Parameters	Results	Units	Report Limit	MDL	DF	Prepared	Analyzed	CAS No.	Qual
300.0 IC Anions 28 Days	Analytical Method: EPA 300.0 Rev 2.1 1993 Pace Analytical Services - Asheville								
Fluoride	**0.36**	mg/L	0.10	0.050	1		05/07/24 14:53	16984-48-8	
Sulfate	**176**	mg/L	4.0	2.0	4		05/08/24 01:51	14808-79-8	

This report shall not be reproduced, except in full,
without the written consent of Pace Analytical Services, LLC.

Pace Analytical Services, LLC
9800 Kincey Ave. Suite 100
Huntersville, NC 28078
(704)875-9092

ANALYTICAL RESULTS

Project: Hammond AP-1
Pace Project No.: 92728841

Sample: HAM-PT-14 **Lab ID: 92728841004** Collected: 05/02/24 12:06 Received: 05/03/24 13:20 Matrix: Water

Parameters	Results	Units	Report Limit	MDL	DF	Prepared	Analyzed	CAS No.	Qual
6010D ATL ICP	Analytical Method: EPA 6010D Preparation Method: EPA 3010A Pace Analytical Services - Peachtree Corners, GA								
Iron	**13.7**	mg/L	0.040	0.025	1	05/04/24 10:00	05/06/24 22:37	7439-89-6	
Manganese	**3.1**	mg/L	0.040	0.011	1	05/04/24 10:00	05/06/24 22:37	7439-96-5	
Potassium	**5.4**	mg/L	0.50	0.15	1	05/04/24 10:00	05/06/24 22:37	7440-09-7	
Sodium	**6.7**	mg/L	1.0	0.58	1	05/04/24 10:00	05/06/24 22:37	7440-23-5	
Calcium	**101**	mg/L	1.0	0.12	1	05/04/24 10:00	05/06/24 22:37	7440-70-2	
Magnesium	**12.7**	mg/L	0.050	0.012	1	05/04/24 10:00	05/06/24 22:37	7439-95-4	
6020 MET ICPMS	Analytical Method: EPA 6020B Preparation Method: EPA 3005A Pace Analytical Services - Peachtree Corners, GA								
Antimony	ND	mg/L	0.0030	0.00054	1	05/04/24 09:50	05/06/24 14:51	7440-36-0	
Arsenic	**0.22**	mg/L	0.0050	0.00084	1	05/04/24 09:50	05/06/24 14:51	7440-38-2	
Barium	**0.037**	mg/L	0.0050	0.00047	1	05/04/24 09:50	05/06/24 14:51	7440-39-3	
Beryllium	ND	mg/L	0.00050	0.000094	1	05/04/24 09:50	05/06/24 14:51	7440-41-7	
Boron	**0.51**	mg/L	0.040	0.012	1	05/04/24 09:50	05/06/24 14:51	7440-42-8	
Cadmium	ND	mg/L	0.00050	0.00010	1	05/04/24 09:50	05/06/24 14:51	7440-43-9	
Chromium	ND	mg/L	0.0050	0.0019	1	05/04/24 09:50	05/06/24 14:51	7440-47-3	
Cobalt	**0.021**	mg/L	0.0050	0.00032	1	05/04/24 09:50	05/06/24 14:51	7440-48-4	
Lead	ND	mg/L	0.0010	0.00016	1	05/04/24 09:50	05/06/24 14:51	7439-92-1	
Lithium	**0.055**	mg/L	0.030	0.0016	1	05/04/24 09:50	05/06/24 14:51	7439-93-2	
Molybdenum	**0.011**	mg/L	0.010	0.00062	1	05/04/24 09:50	05/06/24 14:51	7439-98-7	
Selenium	**0.0014J**	mg/L	0.0050	0.00096	1	05/04/24 09:50	05/06/24 14:51	7782-49-2	B
Thallium	ND	mg/L	0.0010	0.00038	1	05/04/24 09:50	05/06/24 14:51	7440-28-0	
7470 Mercury	Analytical Method: EPA 7470A Preparation Method: EPA 7470A Pace Analytical Services - Peachtree Corners, GA								
Mercury	ND	mg/L	0.00020	0.00013	1	05/06/24 12:30	05/06/24 17:15	7439-97-6	
2320B Alkalinity	Analytical Method: SM 2320B-2011 Pace Analytical Services - Asheville								
Alkalinity,Bicarbonate (CaCO3)	**121**	mg/L	5.0	5.0	1		05/07/24 16:38		
Alkalinity,Carbonate (CaCO3)	ND	mg/L	5.0	5.0	1		05/07/24 16:38		
Alkalinity, Total as CaCO3	**121**	mg/L	5.0	5.0	1		05/07/24 16:38		
2540C Total Dissolved Solids	Analytical Method: SM 2540C-2015 Pace Analytical Services - Asheville								
Total Dissolved Solids	**462**	mg/L	25.0	25.0	1		05/07/24 15:58		
4500S2D Sulfide Water	Analytical Method: SM 4500-S2D-2011 Pace Analytical Services - Asheville								
Sulfide	ND	mg/L	0.10	0.022	1		05/09/24 04:43	18496-25-8	
300.0 IC Anions 28 Days	Analytical Method: EPA 300.0 Rev 2.1 1993 Pace Analytical Services - Asheville								
Chloride	**7.9**	mg/L	1.0	0.60	1		05/07/24 15:08	16887-00-6	

REPORT OF LABORATORY ANALYSIS

This report shall not be reproduced, except in full,
without the written consent of Pace Analytical Services, LLC.

Pace Analytical Services, LLC
9800 Kincey Ave. Suite 100
Huntersville, NC 28078
(704)875-9092

ANALYTICAL RESULTS

Project: Hammond AP-1
Pace Project No.: 92728841

Sample: HAM-PT-14 **Lab ID: 92728841004** Collected: 05/02/24 12:06 Received: 05/03/24 13:20 Matrix: Water

Parameters	Results	Units	Report Limit	MDL	DF	Prepared	Analyzed	CAS No.	Qual
300.0 IC Anions 28 Days	Analytical Method: EPA 300.0 Rev 2.1 1993 Pace Analytical Services - Asheville								
Fluoride	**0.43**	mg/L	0.10	0.050	1		05/07/24 15:08	16984-48-8	
Sulfate	**169**	mg/L	4.0	2.0	4		05/08/24 02:06	14808-79-8	

This report shall not be reproduced, except in full,
without the written consent of Pace Analytical Services, LLC.

Pace Analytical Services, LLC
9800 Kincey Ave. Suite 100
Huntersville, NC 28078
(704)875-9092

ANALYTICAL RESULTS

Project: Hammond AP-1
Pace Project No.: 92728841

Sample: HAM-PT-15 **Lab ID: 92728841005** Collected: 05/02/24 15:40 Received: 05/03/24 13:20 Matrix: Water

Parameters	Results	Units	Report Limit	MDL	DF	Prepared	Analyzed	CAS No.	Qual
6010D ATL ICP	Analytical Method: EPA 6010D Preparation Method: EPA 3010A Pace Analytical Services - Peachtree Corners, GA								
Manganese	**5.6**	mg/L	0.040	0.011	1	05/04/24 10:00	05/07/24 15:31	7439-96-5	
Iron	**9.7**	mg/L	0.040	0.025	1	05/04/24 10:00	05/06/24 22:41	7439-89-6	
Potassium	**5.2**	mg/L	0.50	0.15	1	05/04/24 10:00	05/06/24 22:41	7440-09-7	
Sodium	**6.8**	mg/L	1.0	0.58	1	05/04/24 10:00	05/06/24 22:41	7440-23-5	
Calcium	**141**	mg/L	1.0	0.12	1	05/04/24 10:00	05/06/24 22:41	7440-70-2	
Magnesium	**15.6**	mg/L	0.050	0.012	1	05/04/24 10:00	05/06/24 22:41	7439-95-4	
6020 MET ICPMS	Analytical Method: EPA 6020B Preparation Method: EPA 3005A Pace Analytical Services - Peachtree Corners, GA								
Antimony	ND	mg/L	0.0030	0.00054	1	05/04/24 09:50	05/06/24 14:55	7440-36-0	
Arsenic	**0.41**	mg/L	0.0050	0.00084	1	05/04/24 09:50	05/06/24 14:55	7440-38-2	
Barium	**0.044**	mg/L	0.0050	0.00047	1	05/04/24 09:50	05/06/24 14:55	7440-39-3	
Beryllium	ND	mg/L	0.00050	0.000094	1	05/04/24 09:50	05/06/24 14:55	7440-41-7	
Boron	**0.75**	mg/L	0.040	0.012	1	05/04/24 09:50	05/06/24 14:55	7440-42-8	
Cadmium	ND	mg/L	0.00050	0.00010	1	05/04/24 09:50	05/06/24 14:55	7440-43-9	
Chromium	ND	mg/L	0.0050	0.0019	1	05/04/24 09:50	05/06/24 14:55	7440-47-3	
Cobalt	**0.052**	mg/L	0.0050	0.00032	1	05/04/24 09:50	05/06/24 14:55	7440-48-4	
Lead	ND	mg/L	0.0010	0.00016	1	05/04/24 09:50	05/06/24 14:55	7439-92-1	
Lithium	**0.051**	mg/L	0.030	0.0016	1	05/04/24 09:50	05/06/24 14:55	7439-93-2	
Molybdenum	**0.017**	mg/L	0.010	0.00062	1	05/04/24 09:50	05/06/24 14:55	7439-98-7	
Selenium	ND	mg/L	0.0050	0.00096	1	05/04/24 09:50	05/06/24 14:55	7782-49-2	
Thallium	ND	mg/L	0.0010	0.00038	1	05/04/24 09:50	05/06/24 14:55	7440-28-0	
7470 Mercury	Analytical Method: EPA 7470A Preparation Method: EPA 7470A Pace Analytical Services - Peachtree Corners, GA								
Mercury	ND	mg/L	0.00020	0.00013	1	05/06/24 12:30	05/06/24 17:18	7439-97-6	
2320B Alkalinity	Analytical Method: SM 2320B-2011 Pace Analytical Services - Asheville								
Alkalinity,Bicarbonate (CaCO3)	**124**	mg/L	5.0	5.0	1		05/07/24 16:47		
Alkalinity,Carbonate (CaCO3)	ND	mg/L	5.0	5.0	1		05/07/24 16:47		
Alkalinity, Total as CaCO3	**124**	mg/L	5.0	5.0	1		05/07/24 16:47		
2540C Total Dissolved Solids	Analytical Method: SM 2540C-2015 Pace Analytical Services - Asheville								
Total Dissolved Solids	**638**	mg/L	25.0	25.0	1		05/07/24 15:58		
4500S2D Sulfide Water	Analytical Method: SM 4500-S2D-2011 Pace Analytical Services - Asheville								
Sulfide	ND	mg/L	0.10	0.022	1		05/09/24 04:43	18496-25-8	
300.0 IC Anions 28 Days	Analytical Method: EPA 300.0 Rev 2.1 1993 Pace Analytical Services - Asheville								
Chloride	**11.8**	mg/L	1.0	0.60	1		05/07/24 15:53	16887-00-6	

This report shall not be reproduced, except in full,
without the written consent of Pace Analytical Services, LLC.

Pace Analytical Services, LLC
9800 Kincey Ave. Suite 100
Huntersville, NC 28078
(704)875-9092

ANALYTICAL RESULTS

Project: Hammond AP-1
Pace Project No.: 92728841

Sample: HAM-PT-15 **Lab ID: 92728841005** Collected: 05/02/24 15:40 Received: 05/03/24 13:20 Matrix: Water

Parameters	Results	Units	Report Limit	MDL	DF	Prepared	Analyzed	CAS No.	Qual
300.0 IC Anions 28 Days	Analytical Method: EPA 300.0 Rev 2.1 1993 Pace Analytical Services - Asheville								
Fluoride	**0.55**	mg/L	0.10	0.050	1		05/07/24 15:53	16984-48-8	
Sulfate	**278**	mg/L	7.0	3.5	7		05/08/24 02:21	14808-79-8	

This report shall not be reproduced, except in full,
without the written consent of Pace Analytical Services, LLC.

Pace Analytical Services, LLC
9800 Kincey Ave. Suite 100
Huntersville, NC 28078
(704)875-9092

ANALYTICAL RESULTS

Project: Hammond AP-1
Pace Project No.: 92728841

Sample: HAM-AP1-EB-01 **Lab ID: 92728841006** Collected: 05/02/24 15:20 Received: 05/03/24 13:20 Matrix: Water

Parameters	Results	Units	Report Limit	MDL	DF	Prepared	Analyzed	CAS No.	Qual
6010D ATL ICP	Analytical Method: EPA 6010D Preparation Method: EPA 3010A Pace Analytical Services - Peachtree Corners, GA								
Iron	ND	mg/L	0.040	0.025	1	05/04/24 10:00	05/06/24 22:56	7439-89-6	
Manganese	ND	mg/L	0.040	0.011	1	05/04/24 10:00	05/06/24 22:56	7439-96-5	
Potassium	ND	mg/L	0.50	0.15	1	05/04/24 10:00	05/06/24 22:56	7440-09-7	
Sodium	ND	mg/L	1.0	0.58	1	05/04/24 10:00	05/06/24 22:56	7440-23-5	
Calcium	ND	mg/L	1.0	0.12	1	05/04/24 10:00	05/06/24 22:56	7440-70-2	
Magnesium	ND	mg/L	0.050	0.012	1	05/04/24 10:00	05/06/24 22:56	7439-95-4	
6020 MET ICPMS	Analytical Method: EPA 6020B Preparation Method: EPA 3005A Pace Analytical Services - Peachtree Corners, GA								
Antimony	ND	mg/L	0.0030	0.00054	1	05/04/24 09:50	05/06/24 15:07	7440-36-0	
Arsenic	ND	mg/L	0.0050	0.00084	1	05/04/24 09:50	05/06/24 15:07	7440-38-2	
Barium	ND	mg/L	0.0050	0.00047	1	05/04/24 09:50	05/06/24 15:07	7440-39-3	
Beryllium	ND	mg/L	0.00050	0.000094	1	05/04/24 09:50	05/06/24 15:07	7440-41-7	
Boron	ND	mg/L	0.040	0.012	1	05/04/24 09:50	05/06/24 15:07	7440-42-8	
Cadmium	ND	mg/L	0.00050	0.00010	1	05/04/24 09:50	05/06/24 15:07	7440-43-9	
Chromium	ND	mg/L	0.0050	0.0019	1	05/04/24 09:50	05/06/24 15:07	7440-47-3	
Cobalt	ND	mg/L	0.0050	0.00032	1	05/04/24 09:50	05/06/24 15:07	7440-48-4	
Lead	ND	mg/L	0.0010	0.00016	1	05/04/24 09:50	05/06/24 15:07	7439-92-1	
Lithium	ND	mg/L	0.030	0.0016	1	05/04/24 09:50	05/06/24 15:07	7439-93-2	
Molybdenum	ND	mg/L	0.010	0.00062	1	05/04/24 09:50	05/06/24 15:07	7439-98-7	
Selenium	ND	mg/L	0.0050	0.00096	1	05/04/24 09:50	05/06/24 15:07	7782-49-2	
Thallium	ND	mg/L	0.0010	0.00038	1	05/04/24 09:50	05/06/24 15:07	7440-28-0	
7470 Mercury	Analytical Method: EPA 7470A Preparation Method: EPA 7470A Pace Analytical Services - Peachtree Corners, GA								
Mercury	ND	mg/L	0.00020	0.00013	1	05/06/24 12:30	05/06/24 17:20	7439-97-6	
2320B Alkalinity	Analytical Method: SM 2320B-2011 Pace Analytical Services - Asheville								
Alkalinity,Bicarbonate (CaCO3)	ND	mg/L	5.0	5.0	1		05/07/24 16:57		
Alkalinity,Carbonate (CaCO3)	ND	mg/L	5.0	5.0	1		05/07/24 16:57		
Alkalinity, Total as CaCO3	ND	mg/L	5.0	5.0	1		05/07/24 16:57		
2540C Total Dissolved Solids	Analytical Method: SM 2540C-2015 Pace Analytical Services - Asheville								
Total Dissolved Solids	ND	mg/L	25.0	25.0	1		05/07/24 15:59		
4500S2D Sulfide Water	Analytical Method: SM 4500-S2D-2011 Pace Analytical Services - Asheville								
Sulfide	ND	mg/L	0.10	0.022	1		05/09/24 04:43	18496-25-8	
300.0 IC Anions 28 Days	Analytical Method: EPA 300.0 Rev 2.1 1993 Pace Analytical Services - Asheville								
Chloride	ND	mg/L	1.0	0.60	1		05/07/24 13:24	16887-00-6	

This report shall not be reproduced, except in full,
without the written consent of Pace Analytical Services, LLC.

Pace Analytical Services, LLC
9800 Kincey Ave. Suite 100
Huntersville, NC 28078
(704)875-9092

ANALYTICAL RESULTS

Project: Hammond AP-1
Pace Project No.: 92728841

Sample: HAM-AP1-EB-01 **Lab ID: 92728841006** Collected: 05/02/24 15:20 Received: 05/03/24 13:20 Matrix: Water

Parameters	Results	Units	Report Limit	MDL	DF	Prepared	Analyzed	CAS No.	Qual
300.0 IC Anions 28 Days	Analytical Method: EPA 300.0 Rev 2.1 1993 Pace Analytical Services - Asheville								
Fluoride	ND	mg/L	0.10	0.050	1		05/07/24 13:24	16984-48-8	
Sulfate	ND	mg/L	1.0	0.50	1		05/07/24 13:24	14808-79-8	

This report shall not be reproduced, except in full,
without the written consent of Pace Analytical Services, LLC.

Pace Analytical Services, LLC
9800 Kincey Ave. Suite 100
Huntersville, NC 28078
(704)875-9092

ANALYTICAL RESULTS

Project: Hammond AP-1
Pace Project No.: 92728841

Sample: HAM-AP1-FB-01 **Lab ID: 92728841007** Collected: 05/02/24 15:15 Received: 05/03/24 13:20 Matrix: Water

Parameters	Results	Units	Report Limit	MDL	DF	Prepared	Analyzed	CAS No.	Qual
6010D ATL ICP	Analytical Method: EPA 6010D Preparation Method: EPA 3010A								
	Pace Analytical Services - Peachtree Corners, GA								
Iron	ND	mg/L	0.040	0.025	1	05/04/24 10:00	05/06/24 23:01	7439-89-6	
Manganese	ND	mg/L	0.040	0.011	1	05/04/24 10:00	05/06/24 23:01	7439-96-5	
Potassium	ND	mg/L	0.50	0.15	1	05/04/24 10:00	05/06/24 23:01	7440-09-7	
Sodium	ND	mg/L	1.0	0.58	1	05/04/24 10:00	05/06/24 23:01	7440-23-5	
Calcium	ND	mg/L	1.0	0.12	1	05/04/24 10:00	05/06/24 23:01	7440-70-2	
Magnesium	ND	mg/L	0.050	0.012	1	05/04/24 10:00	05/06/24 23:01	7439-95-4	
6020 MET ICPMS	Analytical Method: EPA 6020B Preparation Method: EPA 3005A								
	Pace Analytical Services - Peachtree Corners, GA								
Antimony	ND	mg/L	0.0030	0.00054	1	05/04/24 09:50	05/06/24 15:11	7440-36-0	
Arsenic	ND	mg/L	0.0050	0.00084	1	05/04/24 09:50	05/06/24 15:11	7440-38-2	
Barium	ND	mg/L	0.0050	0.00047	1	05/04/24 09:50	05/06/24 15:11	7440-39-3	
Beryllium	ND	mg/L	0.00050	0.000094	1	05/04/24 09:50	05/06/24 15:11	7440-41-7	
Boron	ND	mg/L	0.040	0.012	1	05/04/24 09:50	05/06/24 15:11	7440-42-8	
Cadmium	ND	mg/L	0.00050	0.00010	1	05/04/24 09:50	05/06/24 15:11	7440-43-9	
Chromium	ND	mg/L	0.0050	0.0019	1	05/04/24 09:50	05/06/24 15:11	7440-47-3	
Cobalt	ND	mg/L	0.0050	0.00032	1	05/04/24 09:50	05/06/24 15:11	7440-48-4	
Lead	ND	mg/L	0.0010	0.00016	1	05/04/24 09:50	05/06/24 15:11	7439-92-1	
Lithium	ND	mg/L	0.030	0.0016	1	05/04/24 09:50	05/06/24 15:11	7439-93-2	
Molybdenum	ND	mg/L	0.010	0.00062	1	05/04/24 09:50	05/06/24 15:11	7439-98-7	
Selenium	ND	mg/L	0.0050	0.00096	1	05/04/24 09:50	05/06/24 15:11	7782-49-2	
Thallium	ND	mg/L	0.0010	0.00038	1	05/04/24 09:50	05/06/24 15:11	7440-28-0	
7470 Mercury	Analytical Method: EPA 7470A Preparation Method: EPA 7470A								
	Pace Analytical Services - Peachtree Corners, GA								
Mercury	ND	mg/L	0.00020	0.00013	1	05/06/24 12:30	05/06/24 17:23	7439-97-6	
2320B Alkalinity	Analytical Method: SM 2320B-2011								
	Pace Analytical Services - Asheville								
Alkalinity,Bicarbonate (CaCO3)	ND	mg/L	5.0	5.0	1		05/07/24 17:00		
Alkalinity,Carbonate (CaCO3)	ND	mg/L	5.0	5.0	1		05/07/24 17:00		
Alkalinity, Total as CaCO3	ND	mg/L	5.0	5.0	1		05/07/24 17:00		
2540C Total Dissolved Solids	Analytical Method: SM 2540C-2015								
	Pace Analytical Services - Asheville								
Total Dissolved Solids	ND	mg/L	25.0	25.0	1		05/07/24 15:59		
4500S2D Sulfide Water	Analytical Method: SM 4500-S2D-2011								
	Pace Analytical Services - Asheville								
Sulfide	ND	mg/L	0.10	0.022	1		05/09/24 04:44	18496-25-8	
300.0 IC Anions 28 Days	Analytical Method: EPA 300.0 Rev 2.1 1993								
	Pace Analytical Services - Asheville								
Chloride	ND	mg/L	1.0	0.60	1		05/07/24 13:39	16887-00-6	

This report shall not be reproduced, except in full,
without the written consent of Pace Analytical Services, LLC.

Pace Analytical Services, LLC
9800 Kincey Ave. Suite 100
Huntersville, NC 28078
(704)875-9092

ANALYTICAL RESULTS

Project: Hammond AP-1
Pace Project No.: 92728841

Sample: HAM-AP1-FB-01 **Lab ID: 92728841007** Collected: 05/02/24 15:15 Received: 05/03/24 13:20 Matrix: Water

Parameters	Results	Units	Report Limit	MDL	DF	Prepared	Analyzed	CAS No.	Qual
300.0 IC Anions 28 Days	Analytical Method: EPA 300.0 Rev 2.1 1993 Pace Analytical Services - Asheville								
Fluoride	ND	mg/L	0.10	0.050	1		05/07/24 13:39	16984-48-8	
Sulfate	ND	mg/L	1.0	0.50	1		05/07/24 13:39	14808-79-8	

This report shall not be reproduced, except in full,
without the written consent of Pace Analytical Services, LLC.

Pace Analytical Services, LLC
9800 Kincey Ave. Suite 100
Huntersville, NC 28078
(704)875-9092

ANALYTICAL RESULTS

Project: Hammond AP-1
Pace Project No.: 92728841

Sample: HAM-AP1-FD-01 **Lab ID: 92728841008** Collected: 05/02/24 00:00 Received: 05/03/24 13:20 Matrix: Water

Parameters	Results	Units	Report Limit	MDL	DF	Prepared	Analyzed	CAS No.	Qual
6010D ATL ICP	Analytical Method: EPA 6010D Preparation Method: EPA 3010A Pace Analytical Services - Peachtree Corners, GA								
Iron	**13.6**	mg/L	0.040	0.025	1	05/04/24 10:00	05/06/24 23:05	7439-89-6	
Manganese	**3.1**	mg/L	0.040	0.011	1	05/04/24 10:00	05/06/24 23:05	7439-96-5	
Potassium	**5.4**	mg/L	0.50	0.15	1	05/04/24 10:00	05/06/24 23:05	7440-09-7	
Sodium	**6.7**	mg/L	1.0	0.58	1	05/04/24 10:00	05/06/24 23:05	7440-23-5	
Calcium	**99.4**	mg/L	1.0	0.12	1	05/04/24 10:00	05/06/24 23:05	7440-70-2	
Magnesium	**12.6**	mg/L	0.050	0.012	1	05/04/24 10:00	05/06/24 23:05	7439-95-4	
6020 MET ICPMS	Analytical Method: EPA 6020B Preparation Method: EPA 3005A Pace Analytical Services - Peachtree Corners, GA								
Antimony	ND	mg/L	0.0030	0.00054	1	05/04/24 09:50	05/06/24 15:15	7440-36-0	
Arsenic	**0.20**	mg/L	0.0050	0.00084	1	05/04/24 09:50	05/06/24 15:15	7440-38-2	
Barium	**0.036**	mg/L	0.0050	0.00047	1	05/04/24 09:50	05/06/24 15:15	7440-39-3	
Beryllium	ND	mg/L	0.00050	0.000094	1	05/04/24 09:50	05/06/24 15:15	7440-41-7	
Boron	**0.47**	mg/L	0.040	0.012	1	05/04/24 09:50	05/06/24 15:15	7440-42-8	
Cadmium	ND	mg/L	0.00050	0.00010	1	05/04/24 09:50	05/06/24 15:15	7440-43-9	
Chromium	ND	mg/L	0.0050	0.0019	1	05/04/24 09:50	05/06/24 15:15	7440-47-3	
Cobalt	**0.020**	mg/L	0.0050	0.00032	1	05/04/24 09:50	05/06/24 15:15	7440-48-4	
Lead	ND	mg/L	0.0010	0.00016	1	05/04/24 09:50	05/06/24 15:15	7439-92-1	
Lithium	**0.052**	mg/L	0.030	0.0016	1	05/04/24 09:50	05/06/24 15:15	7439-93-2	
Molybdenum	**0.010**	mg/L	0.010	0.00062	1	05/04/24 09:50	05/06/24 15:15	7439-98-7	
Selenium	ND	mg/L	0.0050	0.00096	1	05/04/24 09:50	05/06/24 15:15	7782-49-2	
Thallium	ND	mg/L	0.0010	0.00038	1	05/04/24 09:50	05/06/24 15:15	7440-28-0	
7470 Mercury	Analytical Method: EPA 7470A Preparation Method: EPA 7470A Pace Analytical Services - Peachtree Corners, GA								
Mercury	ND	mg/L	0.00020	0.00013	1	05/06/24 12:30	05/06/24 17:26	7439-97-6	
2320B Alkalinity	Analytical Method: SM 2320B-2011 Pace Analytical Services - Asheville								
Alkalinity,Bicarbonate (CaCO3)	**122**	mg/L	5.0	5.0	1		05/07/24 17:38		
Alkalinity,Carbonate (CaCO3)	ND	mg/L	5.0	5.0	1		05/07/24 17:38		
Alkalinity, Total as CaCO3	**122**	mg/L	5.0	5.0	1		05/07/24 17:38		
2540C Total Dissolved Solids	Analytical Method: SM 2540C-2015 Pace Analytical Services - Asheville								
Total Dissolved Solids	**442**	mg/L	25.0	25.0	1		05/07/24 15:59		
4500S2D Sulfide Water	Analytical Method: SM 4500-S2D-2011 Pace Analytical Services - Asheville								
Sulfide	ND	mg/L	0.10	0.022	1		05/09/24 04:45	18496-25-8	
300.0 IC Anions 28 Days	Analytical Method: EPA 300.0 Rev 2.1 1993 Pace Analytical Services - Asheville								
Chloride	**7.9**	mg/L	1.0	0.60	1		05/07/24 16:08	16887-00-6	

This report shall not be reproduced, except in full,
without the written consent of Pace Analytical Services, LLC.

Pace Analytical Services, LLC
9800 Kincey Ave. Suite 100
Huntersville, NC 28078
(704)875-9092

ANALYTICAL RESULTS

Project: Hammond AP-1
Pace Project No.: 92728841

Sample: HAM-AP1-FD-01 **Lab ID: 92728841008** Collected: 05/02/24 00:00 Received: 05/03/24 13:20 Matrix: Water

Parameters	Results	Units	Report Limit	MDL	DF	Prepared	Analyzed	CAS No.	Qual
300.0 IC Anions 28 Days	Analytical Method: EPA 300.0 Rev 2.1 1993 Pace Analytical Services - Asheville								
Fluoride	**0.42**	mg/L	0.10	0.050	1		05/07/24 16:08	16984-48-8	
Sulfate	**167**	mg/L	4.0	2.0	4		05/08/24 02:35	14808-79-8	

This report shall not be reproduced, except in full,
without the written consent of Pace Analytical Services, LLC.

Pace Analytical Services, LLC
9800 Kincey Ave. Suite 100
Huntersville, NC 28078
(704)875-9092

QUALITY CONTROL DATA

Project: Hammond AP-1
Pace Project No.: 92728841

QC Batch: 852144
QC Batch Method: EPA 3010A
Analysis Method: EPA 6010D
Analysis Description: 6010D ATL
Laboratory: Pace Analytical Services - Peachtree Corners, GA
Associated Lab Samples: 92728841001, 92728841002, 92728841003, 92728841004, 92728841005, 92728841006, 92728841007, 92728841008

METHOD BLANK: 4398182 Matrix: Water
Associated Lab Samples: 92728841001, 92728841002, 92728841003, 92728841004, 92728841005, 92728841006, 92728841007, 92728841008

Parameter	Units	Blank Result	Reporting Limit	MDL	Analyzed	Qualifiers
Calcium	mg/L	ND	1.0	0.12	05/06/24 21:58	
Iron	mg/L	ND	0.040	0.025	05/06/24 21:58	
Magnesium	mg/L	ND	0.050	0.012	05/06/24 21:58	
Manganese	mg/L	ND	0.040	0.011	05/06/24 21:58	
Potassium	mg/L	ND	0.50	0.15	05/06/24 21:58	
Sodium	mg/L	ND	1.0	0.58	05/06/24 21:58	

LABORATORY CONTROL SAMPLE: 4398183

Parameter	Units	Spike Conc.	LCS Result	LCS % Rec	% Rec Limits	Qualifiers
Calcium	mg/L	1	1.0	105	80-120	
Iron	mg/L	1	1.0	104	80-120	
Magnesium	mg/L	1	1.0	105	80-120	
Manganese	mg/L	1	1.0	103	80-120	
Potassium	mg/L	1	1.2	115	80-120	
Sodium	mg/L	1	1.1	114	80-120	

MATRIX SPIKE & MATRIX SPIKE DUPLICATE: 4398184 4398185

Parameter	Units	92728841002 Result	MS Spike Conc.	MSD Spike Conc.	MS Result	MSD Result	MS % Rec	MSD % Rec	% Rec Limits	RPD	Max RPD	Qual
Calcium	mg/L	108	1	1	118	115	975	695	75-125	2	20	M1
Iron	mg/L	17.3	1	1	19.5	19.1	217	174	75-125	2	20	M1
Magnesium	mg/L	12.6	1	1	14.5	14.2	189	162	75-125	2	20	M1
Manganese	mg/L	3.6	1	1	4.8	4.7	123	111	75-125	2	20	
Potassium	mg/L	5.2	1	1	6.7	6.6	152	138	75-125	2	20	M1
Sodium	mg/L	6.5	1	1	8.1	7.9	154	135	75-125	2	20	M1

Results presented on this page are in the units indicated by the "Units" column except where an alternate unit is presented to the right of the result.

This report shall not be reproduced, except in full,
without the written consent of Pace Analytical Services, LLC.

Pace Analytical Services, LLC
9800 Kincey Ave. Suite 100
Huntersville, NC 28078
(704)875-9092

QUALITY CONTROL DATA

Project: Hammond AP-1
Pace Project No.: 92728841

QC Batch: 852143
QC Batch Method: EPA 3005A
Analysis Method: EPA 6020B
Analysis Description: 6020 MET
Laboratory: Pace Analytical Services - Peachtree Corners, GA
Associated Lab Samples: 92728841001, 92728841002, 92728841003, 92728841004, 92728841005, 92728841006, 92728841007, 92728841008

METHOD BLANK: 4398178 Matrix: Water
Associated Lab Samples: 92728841001, 92728841002, 92728841003, 92728841004, 92728841005, 92728841006, 92728841007, 92728841008

Parameter	Units	Blank Result	Reporting Limit	MDL	Analyzed	Qualifiers
Antimony	mg/L	ND	0.0030	0.00054	05/06/24 14:22	
Arsenic	mg/L	0.0039J	0.0050	0.00084	05/06/24 14:22	
Barium	mg/L	ND	0.0050	0.00047	05/06/24 14:22	
Beryllium	mg/L	ND	0.00050	0.000094	05/06/24 14:22	
Boron	mg/L	ND	0.040	0.012	05/06/24 14:22	
Cadmium	mg/L	ND	0.00050	0.00010	05/06/24 14:22	
Chromium	mg/L	ND	0.0050	0.0019	05/06/24 14:22	
Cobalt	mg/L	ND	0.0050	0.00032	05/06/24 14:22	
Lead	mg/L	ND	0.0010	0.00016	05/06/24 14:22	
Lithium	mg/L	ND	0.030	0.0016	05/06/24 14:22	
Molybdenum	mg/L	ND	0.010	0.00062	05/06/24 14:22	
Selenium	mg/L	0.0021J	0.0050	0.00096	05/06/24 14:22	
Thallium	mg/L	ND	0.0010	0.00038	05/06/24 14:22	

LABORATORY CONTROL SAMPLE: 4398179

Parameter	Units	Spike Conc.	LCS Result	LCS % Rec	% Rec Limits	Qualifiers
Antimony	mg/L	0.1	0.097	97	80-120	
Arsenic	mg/L	0.1	0.10	102	80-120	
Barium	mg/L	0.1	0.093	93	80-120	
Beryllium	mg/L	0.1	0.099	99	80-120	
Boron	mg/L	1	1.0	100	80-120	
Cadmium	mg/L	0.1	0.094	94	80-120	
Chromium	mg/L	0.1	0.096	96	80-120	
Cobalt	mg/L	0.1	0.093	93	80-120	
Lead	mg/L	0.1	0.098	98	80-120	
Lithium	mg/L	0.1	0.10	102	80-120	
Molybdenum	mg/L	0.1	0.095	95	80-120	
Selenium	mg/L	0.1	0.10	101	80-120	
Thallium	mg/L	0.1	0.097	97	80-120	

MATRIX SPIKE & MATRIX SPIKE DUPLICATE: 4398180 4398181

Parameter	Units	92728841001 Result	MS Spike Conc.	MSD Spike Conc.	MS Result	MSD Result	MS % Rec	MSD % Rec	% Rec Limits	RPD	Max RPD	Qual
Antimony	mg/L	ND	0.1	0.1	0.10	0.10	102	101	75-125	1	20	

Results presented on this page are in the units indicated by the "Units" column except where an alternate unit is presented to the right of the result.

REPORT OF LABORATORY ANALYSIS

This report shall not be reproduced, except in full,
without the written consent of Pace Analytical Services, LLC.

Pace Analytical Services, LLC
9800 Kincey Ave. Suite 100
Huntersville, NC 28078
(704)875-9092

QUALITY CONTROL DATA

Project: Hammond AP-1
Pace Project No.: 92728841

MATRIX SPIKE & MATRIX SPIKE DUPLICATE: 4398180 4398181

Parameter	Units	92728841001 Result	MS Spike Conc.	MSD Spike Conc.	MS Result	MSD Result	MS % Rec	MSD % Rec	% Rec Limits	RPD	Max RPD	Qual
Arsenic	mg/L	0.21	0.1	0.1	0.31	0.32	93	104	75-125	3	20	
Barium	mg/L	0.042	0.1	0.1	0.14	0.13	94	92	75-125	1	20	
Beryllium	mg/L	ND	0.1	0.1	0.093	0.093	93	93	75-125	0	20	
Boron	mg/L	0.61	1	1	1.6	1.6	95	100	75-125	3	20	
Cadmium	mg/L	ND	0.1	0.1	0.094	0.095	94	95	75-125	1	20	
Chromium	mg/L	ND	0.1	0.1	0.092	0.094	92	94	75-125	2	20	
Cobalt	mg/L	0.029	0.1	0.1	0.12	0.12	90	91	75-125	1	20	
Lead	mg/L	ND	0.1	0.1	0.097	0.10	97	100	75-125	2	20	
Lithium	mg/L	0.048	0.1	0.1	0.14	0.14	97	96	75-125	0	20	
Molybdenum	mg/L	0.016	0.1	0.1	0.11	0.11	98	97	75-125	1	20	
Selenium	mg/L	0.0016J	0.1	0.1	0.10	0.10	99	102	75-125	3	20	
Thallium	mg/L	0.00048J	0.1	0.1	0.098	0.098	97	98	75-125	1	20	

Results presented on this page are in the units indicated by the "Units" column except where an alternate unit is presented to the right of the result.

This report shall not be reproduced, except in full,
without the written consent of Pace Analytical Services, LLC.

Pace Analytical Services, LLC
9800 Kincey Ave. Suite 100
Huntersville, NC 28078
(704)875-9092

QUALITY CONTROL DATA

Project: Hammond AP-1
Pace Project No.: 92728841

QC Batch: 852339
QC Batch Method: EPA 7470A
Analysis Method: EPA 7470A
Analysis Description: 7470 Mercury
Laboratory: Pace Analytical Services - Peachtree Corners, GA
Associated Lab Samples: 92728841001, 92728841002, 92728841003, 92728841004, 92728841005, 92728841006, 92728841007, 92728841008

METHOD BLANK: 4398727
Matrix: Water
Associated Lab Samples: 92728841001, 92728841002, 92728841003, 92728841004, 92728841005, 92728841006, 92728841007, 92728841008

Parameter	Units	Blank Result	Reporting Limit	MDL	Analyzed	Qualifiers
Mercury	mg/L	ND	0.00020	0.00013	05/06/24 16:49	

LABORATORY CONTROL SAMPLE: 4398728

Parameter	Units	Spike Conc.	LCS Result	LCS % Rec	% Rec Limits	Qualifiers
Mercury	mg/L	0.0025	0.0025	101	80-120	

MATRIX SPIKE & MATRIX SPIKE DUPLICATE: 4398729 4398730

Parameter	Units	92728841003 Result	MS Spike Conc.	MSD Spike Conc.	MS Result	MSD Result	MS % Rec	MSD % Rec	% Rec Limits	RPD	Max RPD	Qual
Mercury	mg/L	ND	0.0025	0.0025	0.0024	0.0024	97	97	75-125	0	20	

Results presented on this page are in the units indicated by the "Units" column except where an alternate unit is presented to the right of the result.

This report shall not be reproduced, except in full,
without the written consent of Pace Analytical Services, LLC.

Pace Analytical Services, LLC
9800 Kincey Ave. Suite 100
Huntersville, NC 28078
(704)875-9092

QUALITY CONTROL DATA

Project: Hammond AP-1
Pace Project No.: 92728841

QC Batch: 852662 | Analysis Method: SM 2320B-2011
QC Batch Method: SM 2320B-2011 | Analysis Description: 2320B Alkalinity
Laboratory: Pace Analytical Services - Asheville
Associated Lab Samples: 92728841001, 92728841002, 92728841003, 92728841004, 92728841005, 92728841006, 92728841007

METHOD BLANK: 4400154 Matrix: Water
Associated Lab Samples: 92728841001, 92728841002, 92728841003, 92728841004, 92728841005, 92728841006, 92728841007

Parameter	Units	Blank Result	Reporting Limit	MDL	Analyzed	Qualifiers
Alkalinity, Total as CaCO3	mg/L	ND	5.0	5.0	05/07/24 14:10	
Alkalinity,Bicarbonate (CaCO3)	mg/L	ND	5.0	5.0	05/07/24 14:10	
Alkalinity,Carbonate (CaCO3)	mg/L	ND	5.0	5.0	05/07/24 14:10	

LABORATORY CONTROL SAMPLE: 4400155

Parameter	Units	Spike Conc.	LCS Result	LCS % Rec	% Rec Limits	Qualifiers
Alkalinity, Total as CaCO3	mg/L	50	51.8	104	80-120	

LABORATORY CONTROL SAMPLE: 4400156

Parameter	Units	Spike Conc.	LCS Result	LCS % Rec	% Rec Limits	Qualifiers
Alkalinity, Total as CaCO3	mg/L	50	52.3	105	80-120	

MATRIX SPIKE & MATRIX SPIKE DUPLICATE: 4400157 4400158

Parameter	Units	92727753001 Result	MS Spike Conc.	MSD Spike Conc.	MS Result	MSD Result	MS % Rec	MSD % Rec	% Rec Limits	RPD	Max RPD	Qual
Alkalinity, Total as CaCO3	mg/L	7.4	50	50	58.7	58.5	103	102	80-120	0	25	

MATRIX SPIKE & MATRIX SPIKE DUPLICATE: 4400159 4400160

Parameter	Units	92727753002 Result	MS Spike Conc.	MSD Spike Conc.	MS Result	MSD Result	MS % Rec	MSD % Rec	% Rec Limits	RPD	Max RPD	Qual
Alkalinity, Total as CaCO3	mg/L	ND	50	50	52.8	52.6	103	103	80-120	0	25	

Results presented on this page are in the units indicated by the "Units" column except where an alternate unit is presented to the right of the result.

This report shall not be reproduced, except in full,
without the written consent of Pace Analytical Services, LLC.

Pace Analytical Services, LLC
9800 Kincey Ave. Suite 100
Huntersville, NC 28078
(704)875-9092

QUALITY CONTROL DATA

Project: Hammond AP-1
Pace Project No.: 92728841

QC Batch: 852668
QC Batch Method: SM 2320B-2011
Analysis Method: SM 2320B-2011
Analysis Description: 2320B Alkalinity
Laboratory: Pace Analytical Services - Asheville
Associated Lab Samples: 92728841008

METHOD BLANK: 4400185 Matrix: Water
Associated Lab Samples: 92728841008

Parameter	Units	Blank Result	Reporting Limit	MDL	Analyzed	Qualifiers
Alkalinity, Total as CaCO3	mg/L	ND	5.0	5.0	05/07/24 17:22	
Alkalinity,Bicarbonate (CaCO3)	mg/L	ND	5.0	5.0	05/07/24 17:22	
Alkalinity,Carbonate (CaCO3)	mg/L	ND	5.0	5.0	05/07/24 17:22	

LABORATORY CONTROL SAMPLE: 4400186

Parameter	Units	Spike Conc.	LCS Result	LCS % Rec	% Rec Limits	Qualifiers
Alkalinity, Total as CaCO3	mg/L	50	50.4	101	80-120	

LABORATORY CONTROL SAMPLE: 4400187

Parameter	Units	Spike Conc.	LCS Result	LCS % Rec	% Rec Limits	Qualifiers
Alkalinity, Total as CaCO3	mg/L	50	51.3	103	80-120	

MATRIX SPIKE & MATRIX SPIKE DUPLICATE: 4400188 4400189

Parameter	Units	92727828002 Result	MS Spike Conc.	MSD Spike Conc.	MS Result	MSD Result	MS % Rec	MSD % Rec	% Rec Limits	RPD	Max RPD	Qual
Alkalinity, Total as CaCO3	mg/L	270	50	50	318	305	96	71	80-120	4	25	M1

MATRIX SPIKE & MATRIX SPIKE DUPLICATE: 4400190 4400191

Parameter	Units	92727828003 Result	MS Spike Conc.	MSD Spike Conc.	MS Result	MSD Result	MS % Rec	MSD % Rec	% Rec Limits	RPD	Max RPD	Qual
Alkalinity, Total as CaCO3	mg/L	284	50	50	335	326	103	84	80-120	3	25	

Results presented on this page are in the units indicated by the "Units" column except where an alternate unit is presented to the right of the result.

REPORT OF LABORATORY ANALYSIS

This report shall not be reproduced, except in full,
without the written consent of Pace Analytical Services, LLC.

Pace Analytical Services, LLC
9800 Kincey Ave. Suite 100
Huntersville, NC 28078
(704)875-9092

QUALITY CONTROL DATA

Project: Hammond AP-1
Pace Project No.: 92728841

QC Batch: 852725
QC Batch Method: SM 2540C-2015
Analysis Method: SM 2540C-2015
Analysis Description: 2540C Total Dissolved Solids
Laboratory: Pace Analytical Services - Asheville
Associated Lab Samples: 92728841001, 92728841002

METHOD BLANK: 4400519
Matrix: Water
Associated Lab Samples: 92728841001, 92728841002

Parameter	Units	Blank Result	Reporting Limit	MDL	Analyzed	Qualifiers
Total Dissolved Solids	mg/L	ND	25.0	25.0	05/07/24 15:47	

LABORATORY CONTROL SAMPLE: 4400520

Parameter	Units	Spike Conc.	LCS Result	LCS % Rec	% Rec Limits	Qualifiers
Total Dissolved Solids	mg/L	250	254	102	90-110	

SAMPLE DUPLICATE: 4400521

Parameter	Units	92728666001 Result	Dup Result	RPD	Max RPD	Qualifiers
Total Dissolved Solids	mg/L	84.0	89.0	6	25	

SAMPLE DUPLICATE: 4400522

Parameter	Units	92728671010 Result	Dup Result	RPD	Max RPD	Qualifiers
Total Dissolved Solids	mg/L	109	107	2	25	

Results presented on this page are in the units indicated by the "Units" column except where an alternate unit is presented to the right of the result.

This report shall not be reproduced, except in full,
without the written consent of Pace Analytical Services, LLC.

Pace Analytical Services, LLC
9800 Kincey Ave. Suite 100
Huntersville, NC 28078
(704)875-9092

QUALITY CONTROL DATA

Project: Hammond AP-1
Pace Project No.: 92728841

QC Batch: 852726
QC Batch Method: SM 2540C-2015
Analysis Method: SM 2540C-2015
Analysis Description: 2540C Total Dissolved Solids
Laboratory: Pace Analytical Services - Asheville
Associated Lab Samples: 92728841003, 92728841004, 92728841005, 92728841006, 92728841007, 92728841008

METHOD BLANK: 4400526
Matrix: Water
Associated Lab Samples: 92728841003, 92728841004, 92728841005, 92728841006, 92728841007, 92728841008

Parameter	Units	Blank Result	Reporting Limit	MDL	Analyzed	Qualifiers
Total Dissolved Solids	mg/L	ND	25.0	25.0	05/07/24 15:58	

LABORATORY CONTROL SAMPLE: 4400527

Parameter	Units	Spike Conc.	LCS Result	LCS % Rec	% Rec Limits	Qualifiers
Total Dissolved Solids	mg/L	250	256	102	90-110	

SAMPLE DUPLICATE: 4400528

Parameter	Units	92728841003 Result	Dup Result	RPD	Max RPD	Qualifiers
Total Dissolved Solids	mg/L	477	460	4	25	

SAMPLE DUPLICATE: 4400529

Parameter	Units	92728786001 Result	Dup Result	RPD	Max RPD	Qualifiers
Total Dissolved Solids	mg/L	1370	1360	0	25	

Results presented on this page are in the units indicated by the "Units" column except where an alternate unit is presented to the right of the result.

This report shall not be reproduced, except in full,
without the written consent of Pace Analytical Services, LLC.

Pace Analytical Services, LLC
9800 Kincey Ave. Suite 100
Huntersville, NC 28078
(704)875-9092

QUALITY CONTROL DATA

Project: Hammond AP-1
Pace Project No.: 92728841

QC Batch: 853221
QC Batch Method: SM 4500-S2D-2011
Analysis Method: SM 4500-S2D-2011
Analysis Description: 4500S2D Sulfide Water
Laboratory: Pace Analytical Services - Asheville
Associated Lab Samples: 92728841001, 92728841002, 92728841003, 92728841004, 92728841005, 92728841006, 92728841007, 92728841008

METHOD BLANK: 4403056 Matrix: Water
Associated Lab Samples: 92728841001, 92728841002, 92728841003, 92728841004, 92728841005, 92728841006, 92728841007, 92728841008

Parameter	Units	Blank Result	Reporting Limit	MDL	Analyzed	Qualifiers
Sulfide	mg/L	ND	0.10	0.022	05/09/24 04:40	

LABORATORY CONTROL SAMPLE: 4403057

Parameter	Units	Spike Conc.	LCS Result	LCS % Rec	% Rec Limits	Qualifiers
Sulfide	mg/L	0.5	0.54	109	80-120	

MATRIX SPIKE & MATRIX SPIKE DUPLICATE: 4403058 4403059

Parameter	Units	92728841007 Result	MS Spike Conc.	MSD Spike Conc.	MS Result	MSD Result	MS % Rec	MSD % Rec	% Rec Limits	RPD	Max RPD	Qual
Sulfide	mg/L	ND	0.5	0.5	0.55	0.56	109	113	80-120	3	10	

MATRIX SPIKE & MATRIX SPIKE DUPLICATE: 4403060 4403061

Parameter	Units	92728860002 Result	MS Spike Conc.	MSD Spike Conc.	MS Result	MSD Result	MS % Rec	MSD % Rec	% Rec Limits	RPD	Max RPD	Qual
Sulfide	mg/L	ND	0.5	0.5	0.46	0.52	92	104	80-120	12	10	R1

Results presented on this page are in the units indicated by the "Units" column except where an alternate unit is presented to the right of the result.

This report shall not be reproduced, except in full,
without the written consent of Pace Analytical Services, LLC.

Pace Analytical Services, LLC
9800 Kincey Ave. Suite 100
Huntersville, NC 28078
(704)875-9092

QUALITY CONTROL DATA

Project: Hammond AP-1
Pace Project No.: 92728841

QC Batch: 852564
QC Batch Method: EPA 300.0 Rev 2.1 1993
Analysis Method: EPA 300.0 Rev 2.1 1993
Analysis Description: 300.0 IC Anions
Laboratory: Pace Analytical Services - Asheville
Associated Lab Samples: 92728841001, 92728841002, 92728841003, 92728841004, 92728841005, 92728841006, 92728841007, 92728841008

METHOD BLANK: 4399708 Matrix: Water
Associated Lab Samples: 92728841001, 92728841002, 92728841003, 92728841004, 92728841005, 92728841006, 92728841007, 92728841008

Parameter	Units	Blank Result	Reporting Limit	MDL	Analyzed	Qualifiers
Chloride	mg/L	ND	1.0	0.60	05/07/24 12:54	
Fluoride	mg/L	ND	0.10	0.050	05/07/24 12:54	
Sulfate	mg/L	ND	1.0	0.50	05/07/24 12:54	

LABORATORY CONTROL SAMPLE: 4399709

Parameter	Units	Spike Conc.	LCS Result	LCS % Rec	% Rec Limits	Qualifiers
Chloride	mg/L	50	48.7	97	90-110	
Fluoride	mg/L	2.5	2.5	101	90-110	
Sulfate	mg/L	50	47.6	95	90-110	

MATRIX SPIKE & MATRIX SPIKE DUPLICATE: 4399710 4399711

Parameter	Units	92728841001 Result	MS Spike Conc.	MSD Spike Conc.	MS Result	MSD Result	MS % Rec	MSD % Rec	% Rec Limits	RPD	Max RPD	Qual
Chloride	mg/L	8.0	50	50	58.4	58.9	101	102	90-110	1	10	
Fluoride	mg/L	0.47	2.5	2.5	4.1	4.1	146	145	90-110	0	10	M1
Sulfate	mg/L	180	50	50	231	223	101	86	90-110	3	10	M1

MATRIX SPIKE & MATRIX SPIKE DUPLICATE: 4399712 4399713

Parameter	Units	92728877001 Result	MS Spike Conc.	MSD Spike Conc.	MS Result	MSD Result	MS % Rec	MSD % Rec	% Rec Limits	RPD	Max RPD	Qual
Chloride	mg/L	1.5	50	50	58.2	53.1	113	103	90-110	9	10	M1
Fluoride	mg/L	0.47	2.5	2.5	4.1	3.7	145	129	90-110	10	10	M1
Sulfate	mg/L	37.7	50	50	84.1	86.7	93	98	90-110	3	10	

Results presented on this page are in the units indicated by the "Units" column except where an alternate unit is presented to the right of the result.

REPORT OF LABORATORY ANALYSIS

This report shall not be reproduced, except in full,
without the written consent of Pace Analytical Services, LLC.

Pace Analytical Services, LLC
9800 Kincey Ave. Suite 100
Huntersville, NC 28078
(704)875-9092

QUALIFIERS

Project: Hammond AP-1
Pace Project No.: 92728841

DEFINITIONS

DF - Dilution Factor, if reported, represents the factor applied to the reported data due to dilution of the sample aliquot.

ND - Not Detected at or above adjusted reporting limit.

TNTC - Too Numerous To Count

J - Estimated concentration above the adjusted method detection limit and below the adjusted reporting limit.

MDL - Adjusted Method Detection Limit.

PQL - Practical Quantitation Limit.

RL - Reporting Limit - The lowest concentration value that meets project requirements for quantitative data with known precision and bias for a specific analyte in a specific matrix.

S - Surrogate

1,2-Diphenylhydrazine decomposes to and cannot be separated from Azobenzene using Method 8270. The result for each analyte is a combined concentration.

Consistent with EPA guidelines, unrounded data are displayed and have been used to calculate % recovery and RPD values.

LCS(D) - Laboratory Control Sample (Duplicate)

MS(D) - Matrix Spike (Duplicate)

DUP - Sample Duplicate

RPD - Relative Percent Difference

NC - Not Calculable.

SG - Silica Gel - Clean-Up

U - Indicates the compound was analyzed for, but not detected.

Acid preservation may not be appropriate for 2 Chloroethylvinyl ether.

A separate vial preserved to a pH of 4-5 is recommended in SW846 Chapter 4 for the analysis of Acrolein and Acrylonitrile by EPA Method 8260.

N-Nitrosodiphenylamine decomposes and cannot be separated from Diphenylamine using Method 8270. The result reported for each analyte is a combined concentration.

Reported results are not rounded until the final step prior to reporting. Therefore, calculated parameters that are typically reported as "Total" may vary slightly from the sum of the reported component parameters.

Pace Analytical is TNI accredited. Contact your Pace PM for the current list of accredited analytes.

TNI - The NELAC Institute.

ANALYTE QUALIFIERS

B	Analyte was detected in the associated method blank.
M1	Matrix spike recovery exceeded QC limits. Batch accepted based on laboratory control sample (LCS) recovery.
R1	RPD value was outside control limits.

This report shall not be reproduced, except in full,
without the written consent of Pace Analytical Services, LLC.

Pace Analytical Services, LLC
9800 Kincey Ave. Suite 100
Huntersville, NC 28078
(704)875-9092

QUALITY CONTROL DATA CROSS REFERENCE TABLE

Project: Hammond AP-1
Pace Project No.: 92728841

Lab ID	Sample ID	QC Batch Method	QC Batch	Analytical Method	Analytical Batch
92728841001	**HAM-INW-04**	EPA 3010A	852144	EPA 6010D	852161
92728841002	**HAM-INW-05**	EPA 3010A	852144	EPA 6010D	852161
92728841003	**HAM-PT-08**	EPA 3010A	852144	EPA 6010D	852161
92728841004	**HAM-PT-14**	EPA 3010A	852144	EPA 6010D	852161
92728841005	**HAM-PT-15**	EPA 3010A	852144	EPA 6010D	852161
92728841006	**HAM-AP1-EB-01**	EPA 3010A	852144	EPA 6010D	852161
92728841007	**HAM-AP1-FB-01**	EPA 3010A	852144	EPA 6010D	852161
92728841008	**HAM-AP1-FD-01**	EPA 3010A	852144	EPA 6010D	852161
92728841001	**HAM-INW-04**	EPA 3005A	852143	EPA 6020B	852177
92728841002	**HAM-INW-05**	EPA 3005A	852143	EPA 6020B	852177
92728841003	**HAM-PT-08**	EPA 3005A	852143	EPA 6020B	852177
92728841004	**HAM-PT-14**	EPA 3005A	852143	EPA 6020B	852177
92728841005	**HAM-PT-15**	EPA 3005A	852143	EPA 6020B	852177
92728841006	**HAM-AP1-EB-01**	EPA 3005A	852143	EPA 6020B	852177
92728841007	**HAM-AP1-FB-01**	EPA 3005A	852143	EPA 6020B	852177
92728841008	**HAM-AP1-FD-01**	EPA 3005A	852143	EPA 6020B	852177
92728841001	**HAM-INW-04**	EPA 7470A	852339	EPA 7470A	852477
92728841002	**HAM-INW-05**	EPA 7470A	852339	EPA 7470A	852477
92728841003	**HAM-PT-08**	EPA 7470A	852339	EPA 7470A	852477
92728841004	**HAM-PT-14**	EPA 7470A	852339	EPA 7470A	852477
92728841005	**HAM-PT-15**	EPA 7470A	852339	EPA 7470A	852477
92728841006	**HAM-AP1-EB-01**	EPA 7470A	852339	EPA 7470A	852477
92728841007	**HAM-AP1-FB-01**	EPA 7470A	852339	EPA 7470A	852477
92728841008	**HAM-AP1-FD-01**	EPA 7470A	852339	EPA 7470A	852477
92728841001	**HAM-INW-04**	SM 2320B-2011	852662		
92728841002	**HAM-INW-05**	SM 2320B-2011	852662		
92728841003	**HAM-PT-08**	SM 2320B-2011	852662		
92728841004	**HAM-PT-14**	SM 2320B-2011	852662		
92728841005	**HAM-PT-15**	SM 2320B-2011	852662		
92728841006	**HAM-AP1-EB-01**	SM 2320B-2011	852662		
92728841007	**HAM-AP1-FB-01**	SM 2320B-2011	852662		
92728841008	**HAM-AP1-FD-01**	SM 2320B-2011	852668		
92728841001	**HAM-INW-04**	SM 2540C-2015	852725		
92728841002	**HAM-INW-05**	SM 2540C-2015	852725		
92728841003	**HAM-PT-08**	SM 2540C-2015	852726		
92728841004	**HAM-PT-14**	SM 2540C-2015	852726		
92728841005	**HAM-PT-15**	SM 2540C-2015	852726		
92728841006	**HAM-AP1-EB-01**	SM 2540C-2015	852726		
92728841007	**HAM-AP1-FB-01**	SM 2540C-2015	852726		
92728841008	**HAM-AP1-FD-01**	SM 2540C-2015	852726		
92728841001	**HAM-INW-04**	SM 4500-S2D-2011	853221		
92728841002	**HAM-INW-05**	SM 4500-S2D-2011	853221		
92728841003	**HAM-PT-08**	SM 4500-S2D-2011	853221		
92728841004	**HAM-PT-14**	SM 4500-S2D-2011	853221		
92728841005	**HAM-PT-15**	SM 4500-S2D-2011	853221		

This report shall not be reproduced, except in full,
without the written consent of Pace Analytical Services, LLC.

Pace Analytical Services, LLC
9800 Kincey Ave. Suite 100
Huntersville, NC 28078
(704)875-9092

QUALITY CONTROL DATA CROSS REFERENCE TABLE

Project: Hammond AP-1
Pace Project No.: 92728841

Lab ID	Sample ID	QC Batch Method	QC Batch	Analytical Method	Analytical Batch
92728841006	**HAM-AP1-EB-01**	SM 4500-S2D-2011	853221		
92728841007	**HAM-AP1-FB-01**	SM 4500-S2D-2011	853221		
92728841008	**HAM-AP1-FD-01**	SM 4500-S2D-2011	853221		
92728841001	**HAM-INW-04**	EPA 300.0 Rev 2.1 1993	852564		
92728841002	**HAM-INW-05**	EPA 300.0 Rev 2.1 1993	852564		
92728841003	**HAM-PT-08**	EPA 300.0 Rev 2.1 1993	852564		
92728841004	**HAM-PT-14**	EPA 300.0 Rev 2.1 1993	852564		
92728841005	**HAM-PT-15**	EPA 300.0 Rev 2.1 1993	852564		
92728841006	**HAM-AP1-EB-01**	EPA 300.0 Rev 2.1 1993	852564		
92728841007	**HAM-AP1-FB-01**	EPA 300.0 Rev 2.1 1993	852564		
92728841008	**HAM-AP1-FD-01**	EPA 300.0 Rev 2.1 1993	852564		

This report shall not be reproduced, except in full,
without the written consent of Pace Analytical Services, LLC.

Pace

DC#_Title: ENV-FRM-HUN1-0083 v03_Sample Condition Upon Receipt

Effective Date: 12/01/2023

Laboratory receiving samples:
Asheville ☐ Eden ☐ Greenwood ☐ Huntersville ☐ Raleigh ☐ Mechanicsville ☐ Atlanta ☑ Kernersville ☐

Sample Condition Upon Receipt

Client Name: G Reed

Project **WO#: 92728841**

92728841

Courier: ☐ Commercial ☐ Fed Ex ☐ Pace ☐ UPS ☐ USPS ☐ Other ☐ Client

Custody Seal Present? ☑ Yes ☐ No Seals Intact? ☑ Yes ☐ No ☐ N/A

Date/Initials Person Examining Contents: 5/14 SK

Packing Material: ☑ Bubble Wrap ☐ Bubble Bags ☐ None ☐ Other

Biological Tissue Frozen? ☐ Yes ☐ No ☑ N/A

Thermometer: ☑ IR Gun ID: 23

Type of Ice: ☑ Wet ☐ Blue ☐ None

Cooler Temp: 2.3 Correction Factor: Add/Subtract (°C) 0.0

Temp should be above freezing to 6°C
☐ Samples out of temp criteria. Samples on ice, cooling process has begun

Cooler Temp Corrected (°C): 2.3

USDA Regulated Soil (☐ N/A, water sample)
Did samples originate in a quarantine zone within the United States: CA, NY, or SC (check maps)? ☐ Yes ☐ No

Did samples originate from a foreign source (internationally, including Hawaii and Puerto Rico)? ☐ Yes ☐ No

				Comments/Discrepancy:
Chain of Custody Present?	☑ Yes	☐ No	☐ N/A	1.
Samples Arrived within Hold Time?	☑ Yes	☐ No	☐ N/A	2.
Short Hold Time Analysis (<72 hr.)?	☐ Yes	☑ No	☐ N/A	3.
Rush Turn Around Time Requested?	☐ Yes	☑ No	☐ N/A	4.
Sufficient Volume?	☑ Yes	☐ No	☐ N/A	5.
Correct Containers Used?	☑ Yes	☐ No	☐ N/A	6.
-Pace Containers Used?	☑ Yes	☐ No	☐ N/A	
Containers Intact?	☑ Yes	☐ No	☐ N/A	7.
Dissolved analysis: Samples Field Filtered?	☐ Yes	☐ No	☑ N/A	8.
Sample Labels Match COC? -Includes Date/Time/ID/Analysis Matrix: W	☐ Yes	☑ No	☐ N/A	9.
Headspace in VOA Vials (>5-6mm)?	☐ Yes	☐ No	☑ N/A	10.
Trip Blank Present?	☐ Yes	☐ No	☑ N/A	11.
Trip Blank Custody Seals Present?	☐ Yes	☐ No	☑ N/A	

Field Data Required? ☐ Yes ☐ No

COMMENTS/SAMPLE DISCREPANCY

Client [illegible] 2 [illegible] Soil still [illegible] [illegible] HBP-AP1-FD-[illegible] 4.2 HBP-AP1-FD-02 is

Lot ID of split containers:

CLIENT NOTIFICATION/RESOLUTION

Person contacted: Date/Time:

Project Manager SCURF Review: Date:

Project Manager SRF Review: Date:

Trailtrax ID: 69614

DC#_Title: ENV-FRM-HUN1-0083 v03_Sample Condition Upon Receipt

Effective Date: 12/01/2023

WO#: 92728841

Project #

PM: BV Due Date: 05/10/24

CLIENT: 92- GP-HAM

*Check mark top half of box if pH and/or dechlorination is verified and within the acceptance range for preservation samples.

Exceptions: VOA, Coliform, TOC, Oil and Grease, DRO/8015 (water) DOC, LL Hg

**Bottom half of box is to list number of bottles

***Check all unpreserved Nitrates for chlorine

Items	BP4U-125 mL Plastic Unpreserved (N/A) (Cl-)	BP6U-250 mL Plastic Unpreserved (N/A)	BP2U-500 mL Plastic Unpreserved (N/A)	BP1U-1 liter Plastic Unpreserved (N/A)	BP4S-125 mL Plastic H2SO4 (pH < 2) (Cl-)	BP3N-250 mL plastic HNO3 (pH < 2)	BP4Z-125 mL Plastic Zn Acetate & NaOH (>9)	BP4B-125 mL Plastic NaOH (pH > 12) (Cl-)	WGFU-Wide-mouthed Glass Jar Unpreserved	AG1U-1 liter Amber Unpreserved (N/A) (Cl-)	AG1H-1 liter Amber HCl (pH < 2)	AG3U-250 mL Amber Unpreserved (N/A) (Cl-)	AG1S-1 liter Amber H2SO4 (pH < 2)	AG3S-250 mL Amber H2SO4 (pH < 2)	DG9A-40 mL Amber NH4Cl (N/A)(Cl-)	DG9H-40 mL VOA HCl (N/A)	VG9T-40 mL VOA Na2S2O3 (N/A)	VG9U-40 mL VOA Unpreserved (N/A)	DG9V-40 mL VOA H3PO4 (N/A)	KP7U-30 mL Plastic Unpreserved (N/A)	V/GK (3 vials per kit)-VPH/Gas kit (N/A)	SP5T-125 mL Sterile Plastic (N/A – lab)	SP2T-250 mL Sterile Plastic (N/A – lab)		BP3R-250 mL Plastic (NH4)2SO4 (8.8-9.7)	AG0U-120 mL Amber Unpreserved (N/A) (Cl-)	VSGU-20 mL Scintillation vials (N/A)	DG9U-40 mL Amber Unpreserved vials (N/A)
1		2																										
2		2																										
3		2																										
4		2																										
5		2																										
6		2																										
7		2																										
8		2																										
9		2																										
10		2																										
11																												
12																												

pH Adjustment Log for Preserved Samples

Sample ID	Type of Preservative	pH upon receipt	Date preservation adjusted	Time preservation adjusted	Amount of Preservative added	Lot #

Note: Whenever there is a discrepancy affecting North Carolina compliance samples, a copy of this form will be sent to the North Carolina DEHNR Certification Office. Exceptions to hold, incorrect preservative, out of temp, incorrect container.

wallTax ID: 69614

Page 2 of 2

Pace Analytical

CHAIN-OF-CUSTODY / Analytical Request Document

The Chain-of-Custody is a LEGAL DOCUMENT. All relevant fields must be completed accurately.

Page: 1 of 1

Section A (Required Client Information)

Company:	GA Power
Address:	Atlanta, GA
Email To:	SCS Contacts
Requested Due Date/TAT:	5 day

Section B (Required Project Information)

Report To:	SCS Contacts
Copy To:	Geosyntec Consultants
Purchase Order No.:	GPC52474-0001
Project Name:	Hammond AP-1
Project Number:	

Section C (Invoice Information)

Attention:	Southern Co
Company Name:	
Address:	
Pace Quote Reference:	
Pace Project Manager:	Bonna Vang
Pace Profile #:	10205

REGULATORY AGENCY

NPDES GROUND WATER DRINKING WATER

UST RCRA OTHER

Site Location STATE: GA

Requested Analysis Filtered (Y/N)

ITEM #	SAMPLE ID (A-Z, 0-9 / -) Sample IDs MUST BE UNIQUE	MATRIX CODE (see valid matrix codes above)	SAMPLE TYPE (G=GRAB C=COMP)	COLLECTED DATE	COLLECTED TIME	DATE	TIME	SAMPLE TEMP AT COLLECTION	# OF CONTAINERS	Unpreserved	H_2SO_4	HNO_3	HCl	NaOH	$Na_2S_2O_3$	Methanol	Other	Analysis Test	Residual Chlorine (Y/N)	Pace Project No./ Lab I.D.
1	HAM-INW-04	WG	G	[illegible]	1416			23	5	3		1							N	
2	HAM-INW-05	WG	G	[illegible]	0915			18	5	3		1					1		N	
3	~~HAM-PT-07~~ (5-1-2024)	~~WG~~	~~G~~	~~[illegible]~~	~~[illegible]~~			~~20~~	~~5~~	~~3~~		~~1~~					~~1~~		~~N~~	
4	HAM-PT-08	WG	G	[illegible]	0930			22	5	3		1					1		N	
5	~~HAM-PT-13~~ (5-1-2024)	~~WG~~	~~G~~	~~[illegible]~~	~~[illegible]~~			~~19~~	~~5~~	~~3~~		~~1~~					~~1~~		~~N~~	
6	HAM-PT-14	WG	G	[illegible]	1210			19	5	3		1					1		N	
7	HAM-PT-15	WG	G	[illegible]	1340			22	5	3		1					1		N	
8	HAM-AP1-EB-01	WG	G	[illegible]	1000			20	5	3		1					1		N	
9	HAM-AP1-FB-01	WG	G	[illegible]	1115			20	5	3		1					1		N	
10	HAM-AP1-FD-01	WG	G	[illegible]	0800			20	5	3		1					1		N	
11																				
12																				

ADDITIONAL COMMENTS:	RELINQUISHED BY / AFFILIATION	DATE	TIME	ACCEPTED BY / AFFILIATION	DATE	TIME	SAMPLE CONDITIONS
Tote Code: HAMCS-HCA/SW/HP202	[illegible] / Geosyntec	5/2/2024	1900	[illegible] / Geosyntec	5/2/2024	1900	
	[illegible] / Geosyntec	5/3/2024	1320	Ryan Williams / Pace	5/3/2024	1320	
	Ryan Williams / Pace	5/3/2024	1450	[illegible]	5/3	1450	

SAMPLER NAME AND SIGNATURE

PRINT Name of SAMPLER: Elizabeth Russell, Zain Webb / Geosyntec Consultants, Inc.

SIGNATURE of SAMPLER: [illegible] DATE Signed (MM/DD/YY): 05/02/2024

Temp in °C | Received on Ice (Y/N) | Custody Sealed Cooler (Y/N) | Samples Intact (Y/N)

By signing this form you are accepting Pace's NET 30 day payment terms and agreeing to late charges of 1.5% per month for any invoices not paid within 30 days.

F-ALL-Q-020rev.07, 15-Feb-2007

Pace Analytical Services, LLC
9800 Kincey Ave. Suite 100
Huntersville, NC 28078
(704)875-9092

May 20, 2024

Kristen Jurinko
Southern Company
241 Ralph McGill Blvd NE
Bin 10160
Atlanta, GA 30308

RE: Project: Hammond AP-1
Pace Project No.: 92730250

Dear Kristen Jurinko:

Enclosed are the analytical results for sample(s) received by the laboratory on May 10, 2024. The results relate only to the samples included in this report. Results reported herein conform to the applicable TNI/NELAC Standards and the laboratory's Quality Manual, where applicable, unless otherwise noted in the body of the report.

The test results provided in this final report were generated by each of the following laboratories within the Pace Network:

- Pace Analytical Services - Asheville
- Pace Analytical Services - Peachtree Corners, GA

If you have any questions concerning this report, please feel free to contact me.

Sincerely,

Bonnie Vang

Bonnie Vang
bonnie.vang@pacelabs.com
704-977-0968
Project Manager

Enclosures

cc: Kip Gray, Geosyntec
Christine Hug, Geosyntec Consultants, Inc.
Thomas Kessler, Geosyntec Consultants
Whitney Law, Geosyntec Consultants
Laura Midkiff, Southern Company
Caroline Nelson, Geosyntec Consultants, Inc
Anthony Szwast, Geosyntec Consultants

This report shall not be reproduced, except in full,
without the written consent of Pace Analytical Services, LLC.

Pace Analytical Services, LLC
9800 Kincey Ave. Suite 100
Huntersville, NC 28078
(704)875-9092

CERTIFICATIONS

Project:	Hammond AP-1
Pace Project No.:	92730250

Pace Analytical Services Asheville

2225 Riverside Drive, Asheville, NC 28804
Florida/NELAP Certification #: E87648
North Carolina Drinking Water Certification #: 37712
North Carolina Wastewater Certification #: 40
South Carolina Laboratory ID: 99030
South Carolina Certification #: 99030001
Virginia/VELAP Certification #: 460222

Pace Analytical Services Peachtree Corners

110 Technology Pkwy, Peachtree Corners, GA 30092
Florida DOH Certification #: E87315
Georgia DW Inorganics Certification #: 812
North Carolina Certification #: 381
South Carolina Certification #: 98011001
Virginia Certification #: 460204

This report shall not be reproduced, except in full,
without the written consent of Pace Analytical Services, LLC.

Pace Analytical Services, LLC
9800 Kincey Ave. Suite 100
Huntersville, NC 28078
(704)875-9092

SAMPLE SUMMARY

Project: Hammond AP-1
Pace Project No.: 92730250

Lab ID	Sample ID	Matrix	Date Collected	Date Received
92730250001	**HAM-PT-07**	Water	05/09/24 14:58	05/10/24 13:40
92730250002	**HAM-PT-13**	Water	05/09/24 16:45	05/10/24 13:40

This report shall not be reproduced, except in full,
without the written consent of Pace Analytical Services, LLC.

Pace Analytical Services, LLC
9800 Kincey Ave. Suite 100
Huntersville, NC 28078
(704)875-9092

SAMPLE ANALYTE COUNT

Project: Hammond AP-1
Pace Project No.: 92730250

Lab ID	Sample ID	Method	Analysts	Analytes Reported
92730250001	**HAM-PT-07**	EPA 6010D	DRB	6
		EPA 6020B	MT1	13
		EPA 7470A	VB	1
		SM 2540C-2015	DL1	1
		SM 2320B-2011	SMS	3
		SM 4500-S2D-2011	JP1	1
		EPA 300.0 Rev 2.1 1993	JCM	3
92730250002	**HAM-PT-13**	EPA 6010D	DRB	6
		EPA 6020B	MT1	13
		EPA 7470A	VB	1
		SM 2540C-2015	DL1	1
		SM 2320B-2011	SMS	3
		SM 4500-S2D-2011	JP1	1
		EPA 300.0 Rev 2.1 1993	JCM	3

PASI-A = Pace Analytical Services - Asheville
PASI-GA = Pace Analytical Services - Peachtree Corners, GA

This report shall not be reproduced, except in full,
without the written consent of Pace Analytical Services, LLC.

Pace Analytical Services, LLC
9800 Kincey Ave. Suite 100
Huntersville, NC 28078
(704)875-9092

SUMMARY OF DETECTION

Project: Hammond AP-1
Pace Project No.: 92730250

Lab Sample ID Method	Client Sample ID Parameters	Result	Units	Report Limit	Analyzed	Qualifiers
92730250001	**HAM-PT-07**					
EPA 6010D	Sodium	6.8	mg/L	1.0	05/15/24 22:05	
EPA 6010D	Iron	16.9	mg/L	0.040	05/14/24 17:10	
EPA 6010D	Manganese	3.2	mg/L	0.040	05/14/24 17:10	
EPA 6010D	Potassium	5.6	mg/L	0.50	05/14/24 17:10	
EPA 6010D	Calcium	98.0	mg/L	1.0	05/14/24 17:10	
EPA 6010D	Magnesium	12.5	mg/L	0.050	05/14/24 17:10	
EPA 6020B	Antimony	0.00059J	mg/L	0.0030	05/15/24 14:25	
EPA 6020B	Arsenic	0.30	mg/L	0.0050	05/15/24 14:25	
EPA 6020B	Barium	0.037	mg/L	0.0050	05/15/24 14:25	
EPA 6020B	Beryllium	0.00010J	mg/L	0.00050	05/15/24 14:25	
EPA 6020B	Boron	0.55	mg/L	0.040	05/15/24 14:25	
EPA 6020B	Cobalt	0.041	mg/L	0.0050	05/15/24 14:25	
EPA 6020B	Lithium	0.064	mg/L	0.030	05/15/24 14:25	
EPA 6020B	Molybdenum	0.010	mg/L	0.010	05/15/24 14:25	
SM 2540C-2015	Total Dissolved Solids	463	mg/L	25.0	05/14/24 12:37	
SM 2320B-2011	Alkalinity,Bicarbonate (CaCO3)	117	mg/L	5.0	05/17/24 19:33	
SM 2320B-2011	Alkalinity, Total as CaCO3	117	mg/L	5.0	05/17/24 19:33	
EPA 300.0 Rev 2.1 1993	Chloride	9.2	mg/L	1.0	05/14/24 00:00	
EPA 300.0 Rev 2.1 1993	Fluoride	0.33	mg/L	0.10	05/14/24 00:00	
EPA 300.0 Rev 2.1 1993	Sulfate	177	mg/L	4.0	05/14/24 03:34	
92730250002	**HAM-PT-13**					
EPA 6010D	Iron	15.5	mg/L	0.040	05/14/24 17:13	
EPA 6010D	Manganese	3.5	mg/L	0.040	05/14/24 17:13	
EPA 6010D	Potassium	5.0	mg/L	0.50	05/14/24 17:13	
EPA 6010D	Calcium	94.4	mg/L	1.0	05/14/24 17:13	
EPA 6010D	Magnesium	11.4	mg/L	0.050	05/14/24 17:13	
EPA 6010D	Sodium	6.9	mg/L	1.0	05/15/24 22:10	
EPA 6020B	Arsenic	0.30	mg/L	0.0050	05/15/24 14:29	
EPA 6020B	Barium	0.036	mg/L	0.0050	05/15/24 14:29	
EPA 6020B	Boron	0.54	mg/L	0.040	05/15/24 14:29	
EPA 6020B	Cobalt	0.026	mg/L	0.0050	05/15/24 14:29	
EPA 6020B	Lithium	0.061	mg/L	0.030	05/15/24 14:29	
EPA 6020B	Molybdenum	0.0095J	mg/L	0.010	05/15/24 14:29	
SM 2540C-2015	Total Dissolved Solids	472	mg/L	25.0	05/14/24 12:37	
SM 2320B-2011	Alkalinity,Bicarbonate (CaCO3)	106	mg/L	5.0	05/17/24 19:42	
SM 2320B-2011	Alkalinity, Total as CaCO3	106	mg/L	5.0	05/17/24 19:42	
EPA 300.0 Rev 2.1 1993	Chloride	9.0	mg/L	1.0	05/14/24 00:14	
EPA 300.0 Rev 2.1 1993	Fluoride	0.35	mg/L	0.10	05/14/24 00:14	
EPA 300.0 Rev 2.1 1993	Sulfate	195	mg/L	4.0	05/14/24 03:48	

This report shall not be reproduced, except in full,
without the written consent of Pace Analytical Services, LLC.

Pace Analytical Services, LLC
9800 Kincey Ave. Suite 100
Huntersville, NC 28078
(704)875-9092

ANALYTICAL RESULTS

Project: Hammond AP-1
Pace Project No.: 92730250

Sample: HAM-PT-07 **Lab ID: 92730250001** Collected: 05/09/24 14:58 Received: 05/10/24 13:40 Matrix: Water

Parameters	Results	Units	Report Limit	MDL	DF	Prepared	Analyzed	CAS No.	Qual
6010D ATL ICP	Analytical Method: EPA 6010D Preparation Method: EPA 3010A								
	Pace Analytical Services - Peachtree Corners, GA								
Sodium	**6.8**	mg/L	1.0	0.58	1	05/10/24 17:49	05/15/24 22:05	7440-23-5	
Iron	**16.9**	mg/L	0.040	0.025	1	05/10/24 17:49	05/14/24 17:10	7439-89-6	
Manganese	**3.2**	mg/L	0.040	0.011	1	05/10/24 17:49	05/14/24 17:10	7439-96-5	
Potassium	**5.6**	mg/L	0.50	0.15	1	05/10/24 17:49	05/14/24 17:10	7440-09-7	
Calcium	**98.0**	mg/L	1.0	0.12	1	05/10/24 17:49	05/14/24 17:10	7440-70-2	
Magnesium	**12.5**	mg/L	0.050	0.012	1	05/10/24 17:49	05/14/24 17:10	7439-95-4	
6020 MET ICPMS	Analytical Method: EPA 6020B Preparation Method: EPA 3005A								
	Pace Analytical Services - Peachtree Corners, GA								
Antimony	**0.00059J**	mg/L	0.0030	0.00054	1	05/11/24 13:00	05/15/24 14:25	7440-36-0	
Arsenic	**0.30**	mg/L	0.0050	0.00084	1	05/11/24 13:00	05/15/24 14:25	7440-38-2	
Barium	**0.037**	mg/L	0.0050	0.00047	1	05/11/24 13:00	05/15/24 14:25	7440-39-3	
Beryllium	**0.00010J**	mg/L	0.00050	0.000094	1	05/11/24 13:00	05/15/24 14:25	7440-41-7	
Boron	**0.55**	mg/L	0.040	0.012	1	05/11/24 13:00	05/15/24 14:25	7440-42-8	
Cadmium	ND	mg/L	0.00050	0.00010	1	05/11/24 13:00	05/15/24 14:25	7440-43-9	
Chromium	ND	mg/L	0.0050	0.0019	1	05/11/24 13:00	05/15/24 14:25	7440-47-3	
Cobalt	**0.041**	mg/L	0.0050	0.00032	1	05/11/24 13:00	05/15/24 14:25	7440-48-4	
Lead	ND	mg/L	0.0010	0.00016	1	05/11/24 13:00	05/15/24 14:25	7439-92-1	
Lithium	**0.064**	mg/L	0.030	0.0016	1	05/11/24 13:00	05/15/24 14:25	7439-93-2	
Molybdenum	**0.010**	mg/L	0.010	0.00062	1	05/11/24 13:00	05/15/24 14:25	7439-98-7	
Selenium	ND	mg/L	0.0050	0.00096	1	05/11/24 13:00	05/15/24 14:25	7782-49-2	
Thallium	ND	mg/L	0.0010	0.00038	1	05/11/24 13:00	05/15/24 14:25	7440-28-0	
7470 Mercury	Analytical Method: EPA 7470A Preparation Method: EPA 7470A								
	Pace Analytical Services - Peachtree Corners, GA								
Mercury	ND	mg/L	0.00020	0.00013	1	05/16/24 17:00	05/17/24 09:15	7439-97-6	
2540C Total Dissolved Solids	Analytical Method: SM 2540C-2015								
	Pace Analytical Services - Peachtree Corners, GA								
Total Dissolved Solids	**463**	mg/L	25.0	25.0	1		05/14/24 12:37		
2320B Alkalinity	Analytical Method: SM 2320B-2011								
	Pace Analytical Services - Asheville								
Alkalinity,Bicarbonate (CaCO3)	**117**	mg/L	5.0	5.0	1		05/17/24 19:33		
Alkalinity,Carbonate (CaCO3)	ND	mg/L	5.0	5.0	1		05/17/24 19:33		
Alkalinity, Total as CaCO3	**117**	mg/L	5.0	5.0	1		05/17/24 19:33		
4500S2D Sulfide Water	Analytical Method: SM 4500-S2D-2011								
	Pace Analytical Services - Asheville								
Sulfide	ND	mg/L	0.10	0.022	1		05/11/24 02:08	18496-25-8	
300.0 IC Anions 28 Days	Analytical Method: EPA 300.0 Rev 2.1 1993								
	Pace Analytical Services - Asheville								
Chloride	**9.2**	mg/L	1.0	0.60	1		05/14/24 00:00	16887-00-6	

REPORT OF LABORATORY ANALYSIS

This report shall not be reproduced, except in full,
without the written consent of Pace Analytical Services, LLC.

Pace Analytical Services, LLC
9800 Kincey Ave. Suite 100
Huntersville, NC 28078
(704)875-9092

ANALYTICAL RESULTS

Project: Hammond AP-1
Pace Project No.: 92730250

Sample: HAM-PT-07 **Lab ID: 92730250001** Collected: 05/09/24 14:58 Received: 05/10/24 13:40 Matrix: Water

Parameters	Results	Units	Report Limit	MDL	DF	Prepared	Analyzed	CAS No.	Qual
300.0 IC Anions 28 Days	Analytical Method: EPA 300.0 Rev 2.1 1993 Pace Analytical Services - Asheville								
Fluoride	**0.33**	mg/L	0.10	0.050	1		05/14/24 00:00	16984-48-8	
Sulfate	**177**	mg/L	4.0	2.0	4		05/14/24 03:34	14808-79-8	

This report shall not be reproduced, except in full,
without the written consent of Pace Analytical Services, LLC.

Pace Analytical Services, LLC
9800 Kincey Ave. Suite 100
Huntersville, NC 28078
(704)875-9092

ANALYTICAL RESULTS

Project: Hammond AP-1
Pace Project No.: 92730250

Sample: HAM-PT-13 **Lab ID: 92730250002** Collected: 05/09/24 16:45 Received: 05/10/24 13:40 Matrix: Water

Parameters	Results	Units	Report Limit	MDL	DF	Prepared	Analyzed	CAS No.	Qual
6010D ATL ICP	Analytical Method: EPA 6010D Preparation Method: EPA 3010A								
	Pace Analytical Services - Peachtree Corners, GA								
Iron	**15.5**	mg/L	0.040	0.025	1	05/10/24 17:49	05/14/24 17:13	7439-89-6	
Manganese	**3.5**	mg/L	0.040	0.011	1	05/10/24 17:49	05/14/24 17:13	7439-96-5	
Potassium	**5.0**	mg/L	0.50	0.15	1	05/10/24 17:49	05/14/24 17:13	7440-09-7	
Calcium	**94.4**	mg/L	1.0	0.12	1	05/10/24 17:49	05/14/24 17:13	7440-70-2	
Magnesium	**11.4**	mg/L	0.050	0.012	1	05/10/24 17:49	05/14/24 17:13	7439-95-4	
Sodium	**6.9**	mg/L	1.0	0.58	1	05/10/24 17:49	05/15/24 22:10	7440-23-5	
6020 MET ICPMS	Analytical Method: EPA 6020B Preparation Method: EPA 3005A								
	Pace Analytical Services - Peachtree Corners, GA								
Antimony	ND	mg/L	0.0030	0.00054	1	05/11/24 13:00	05/15/24 14:29	7440-36-0	
Arsenic	**0.30**	mg/L	0.0050	0.00084	1	05/11/24 13:00	05/15/24 14:29	7440-38-2	
Barium	**0.036**	mg/L	0.0050	0.00047	1	05/11/24 13:00	05/15/24 14:29	7440-39-3	
Beryllium	ND	mg/L	0.00050	0.000094	1	05/11/24 13:00	05/15/24 14:29	7440-41-7	
Boron	**0.54**	mg/L	0.040	0.012	1	05/11/24 13:00	05/15/24 14:29	7440-42-8	
Cadmium	ND	mg/L	0.00050	0.00010	1	05/11/24 13:00	05/15/24 14:29	7440-43-9	
Chromium	ND	mg/L	0.0050	0.0019	1	05/11/24 13:00	05/15/24 14:29	7440-47-3	
Cobalt	**0.026**	mg/L	0.0050	0.00032	1	05/11/24 13:00	05/15/24 14:29	7440-48-4	
Lead	ND	mg/L	0.0010	0.00016	1	05/11/24 13:00	05/15/24 14:29	7439-92-1	
Lithium	**0.061**	mg/L	0.030	0.0016	1	05/11/24 13:00	05/15/24 14:29	7439-93-2	
Molybdenum	**0.0095J**	mg/L	0.010	0.00062	1	05/11/24 13:00	05/15/24 14:29	7439-98-7	
Selenium	ND	mg/L	0.0050	0.00096	1	05/11/24 13:00	05/15/24 14:29	7782-49-2	
Thallium	ND	mg/L	0.0010	0.00038	1	05/11/24 13:00	05/15/24 14:29	7440-28-0	
7470 Mercury	Analytical Method: EPA 7470A Preparation Method: EPA 7470A								
	Pace Analytical Services - Peachtree Corners, GA								
Mercury	ND	mg/L	0.00020	0.00013	1	05/16/24 17:00	05/17/24 09:17	7439-97-6	
2540C Total Dissolved Solids	Analytical Method: SM 2540C-2015								
	Pace Analytical Services - Peachtree Corners, GA								
Total Dissolved Solids	**472**	mg/L	25.0	25.0	1		05/14/24 12:37		
2320B Alkalinity	Analytical Method: SM 2320B-2011								
	Pace Analytical Services - Asheville								
Alkalinity,Bicarbonate (CaCO3)	**106**	mg/L	5.0	5.0	1		05/17/24 19:42		
Alkalinity,Carbonate (CaCO3)	ND	mg/L	5.0	5.0	1		05/17/24 19:42		
Alkalinity, Total as CaCO3	**106**	mg/L	5.0	5.0	1		05/17/24 19:42		
4500S2D Sulfide Water	Analytical Method: SM 4500-S2D-2011								
	Pace Analytical Services - Asheville								
Sulfide	ND	mg/L	0.10	0.022	1		05/11/24 02:10	18496-25-8	
300.0 IC Anions 28 Days	Analytical Method: EPA 300.0 Rev 2.1 1993								
	Pace Analytical Services - Asheville								
Chloride	**9.0**	mg/L	1.0	0.60	1		05/14/24 00:14	16887-00-6	

REPORT OF LABORATORY ANALYSIS

This report shall not be reproduced, except in full,
without the written consent of Pace Analytical Services, LLC.

Pace Analytical Services, LLC
9800 Kincey Ave. Suite 100
Huntersville, NC 28078
(704)875-9092

ANALYTICAL RESULTS

Project: Hammond AP-1
Pace Project No.: 92730250

Sample: HAM-PT-13 **Lab ID: 92730250002** Collected: 05/09/24 16:45 Received: 05/10/24 13:40 Matrix: Water

Parameters	Results	Units	Report Limit	MDL	DF	Prepared	Analyzed	CAS No.	Qual
300.0 IC Anions 28 Days	Analytical Method: EPA 300.0 Rev 2.1 1993 Pace Analytical Services - Asheville								
Fluoride	**0.35**	mg/L	0.10	0.050	1		05/14/24 00:14	16984-48-8	
Sulfate	**195**	mg/L	4.0	2.0	4		05/14/24 03:48	14808-79-8	

This report shall not be reproduced, except in full,
without the written consent of Pace Analytical Services, LLC.

Pace Analytical Services, LLC
9800 Kincey Ave. Suite 100
Huntersville, NC 28078
(704)875-9092

QUALITY CONTROL DATA

Project: Hammond AP-1
Pace Project No.: 92730250

QC Batch: 853813
QC Batch Method: EPA 3010A
Analysis Method: EPA 6010D
Analysis Description: 6010D ATL
Laboratory: Pace Analytical Services - Peachtree Corners, GA
Associated Lab Samples: 92730250001, 92730250002

METHOD BLANK: 4406154
Matrix: Water
Associated Lab Samples: 92730250001, 92730250002

Parameter	Units	Blank Result	Reporting Limit	MDL	Analyzed	Qualifiers
Calcium	mg/L	ND	1.0	0.12	05/14/24 14:43	
Iron	mg/L	ND	0.040	0.025	05/14/24 14:43	
Magnesium	mg/L	ND	0.050	0.012	05/14/24 14:43	
Manganese	mg/L	ND	0.040	0.011	05/14/24 14:43	
Potassium	mg/L	ND	0.50	0.15	05/15/24 21:55	
Sodium	mg/L	ND	1.0	0.58	05/15/24 21:55	

LABORATORY CONTROL SAMPLE: 4406155

Parameter	Units	Spike Conc.	LCS Result	LCS % Rec	% Rec Limits	Qualifiers
Calcium	mg/L	1	0.95J	95	80-120	
Iron	mg/L	1	0.97	97	80-120	
Magnesium	mg/L	1	0.98	98	80-120	
Manganese	mg/L	1	0.96	96	80-120	
Potassium	mg/L	1	0.89	89	80-120	
Sodium	mg/L	1	0.94J	94	80-120	

MATRIX SPIKE & MATRIX SPIKE DUPLICATE: 4406156 4406157

Parameter	Units	92729900005 Result	MS Spike Conc.	MSD Spike Conc.	MS Result	MSD Result	MS % Rec	MSD % Rec	% Rec Limits	RPD	Max RPD	Qual
Calcium	mg/L	ND	1	1	1.3J	1.3J	94	98	75-125		20	
Iron	mg/L	ND	1	1	0.96	0.98	96	98	75-125	2	20	
Magnesium	mg/L	ND	1	1	1.0	1.0	95	98	75-125	2	20	
Manganese	mg/L	ND	1	1	1.1	1.1	101	99	75-125	2	20	
Potassium	mg/L	3370 ug/L	1	1	3.6	5.6	19	224	75-125	45	20	M1,R1
Sodium	mg/L	3680000 ug/L	1	1	3540	3590	-13800	-8670	75-125	1	20	M1

Results presented on this page are in the units indicated by the "Units" column except where an alternate unit is presented to the right of the result.

REPORT OF LABORATORY ANALYSIS

This report shall not be reproduced, except in full,
without the written consent of Pace Analytical Services, LLC.

Pace Analytical Services, LLC
9800 Kincey Ave. Suite 100
Huntersville, NC 28078
(704)875-9092

QUALITY CONTROL DATA

Project: Hammond AP-1
Pace Project No.: 92730250

QC Batch: 853920
QC Batch Method: EPA 3005A
Analysis Method: EPA 6020B
Analysis Description: 6020 MET
Laboratory: Pace Analytical Services - Peachtree Corners, GA
Associated Lab Samples: 92730250001, 92730250002

METHOD BLANK: 4406560 Matrix: Water
Associated Lab Samples: 92730250001, 92730250002

Parameter	Units	Blank Result	Reporting Limit	MDL	Analyzed	Qualifiers
Antimony	mg/L	ND	0.0030	0.00054	05/15/24 13:55	
Arsenic	mg/L	ND	0.0050	0.00084	05/15/24 13:55	
Barium	mg/L	ND	0.0050	0.00047	05/15/24 13:55	
Beryllium	mg/L	ND	0.00050	0.000094	05/15/24 13:55	
Boron	mg/L	ND	0.040	0.012	05/15/24 13:55	
Cadmium	mg/L	ND	0.00050	0.00010	05/15/24 13:55	
Chromium	mg/L	ND	0.0050	0.0019	05/15/24 13:55	
Cobalt	mg/L	ND	0.0050	0.00032	05/15/24 13:55	
Lead	mg/L	ND	0.0010	0.00016	05/15/24 13:55	
Lithium	mg/L	ND	0.030	0.0016	05/15/24 13:55	
Molybdenum	mg/L	ND	0.010	0.00062	05/15/24 13:55	
Selenium	mg/L	ND	0.0050	0.00096	05/15/24 13:55	
Thallium	mg/L	ND	0.0010	0.00038	05/15/24 13:55	

LABORATORY CONTROL SAMPLE: 4406561

Parameter	Units	Spike Conc.	LCS Result	LCS % Rec	% Rec Limits	Qualifiers
Antimony	mg/L	0.1	0.11	106	80-120	
Arsenic	mg/L	0.1	0.10	103	80-120	
Barium	mg/L	0.1	0.10	102	80-120	
Beryllium	mg/L	0.1	0.11	109	80-120	
Boron	mg/L	1	1.1	105	80-120	
Cadmium	mg/L	0.1	0.10	103	80-120	
Chromium	mg/L	0.1	0.10	103	80-120	
Cobalt	mg/L	0.1	0.10	102	80-120	
Lead	mg/L	0.1	0.10	105	80-120	
Lithium	mg/L	0.1	0.11	110	80-120	
Molybdenum	mg/L	0.1	0.11	106	80-120	
Selenium	mg/L	0.1	0.10	104	80-120	
Thallium	mg/L	0.1	0.10	101	80-120	

MATRIX SPIKE & MATRIX SPIKE DUPLICATE: 4406562 4406563

Parameter	Units	92730292001 Result	MS Spike Conc.	MSD Spike Conc.	MS Result	MSD Result	MS % Rec	MSD % Rec	% Rec Limits	RPD	Max RPD	Qual
Antimony	mg/L	0.78J ug/L	0.1	0.1	0.11	0.11	107	105	75-125	2	20	
Arsenic	mg/L	1.9J ug/L	0.1	0.1	0.11	0.11	107	104	75-125	3	20	

Results presented on this page are in the units indicated by the "Units" column except where an alternate unit is presented to the right of the result.

REPORT OF LABORATORY ANALYSIS

This report shall not be reproduced, except in full,
without the written consent of Pace Analytical Services, LLC.

Pace Analytical Services, LLC
9800 Kincey Ave. Suite 100
Huntersville, NC 28078
(704)875-9092

QUALITY CONTROL DATA

Project: Hammond AP-1
Pace Project No.: 92730250

MATRIX SPIKE & MATRIX SPIKE DUPLICATE: 4406562 4406563

Parameter	Units	92730292001 Result	MS Spike Conc.	MSD Spike Conc.	MS Result	MSD Result	MS % Rec	MSD % Rec	% Rec Limits	RPD	Max RPD	Qual
Barium	mg/L	82.1J ug/L	0.1	0.1	0.19	0.19	108	103	75-125	2	20	
Beryllium	mg/L	ND	0.1	0.1	0.10	0.10	103	102	75-125	1	20	
Boron	mg/L	19.1J ug/L	1	1	1.0	1.0	101	99	75-125	1	20	
Cadmium	mg/L	ND	0.1	0.1	0.10	0.10	104	103	75-125	1	20	
Chromium	mg/L	4.3J ug/L	0.1	0.1	0.11	0.11	106	104	75-125	2	20	
Cobalt	mg/L	ND	0.1	0.1	0.10	0.10	103	103	75-125	0	20	
Lead	mg/L	0.19J ug/L	0.1	0.1	0.10	0.10	103	102	75-125	1	20	
Lithium	mg/L	ND	0.1	0.1	0.10	0.10	103	101	75-125	2	20	
Molybdenum	mg/L	ND	0.1	0.1	0.11	0.11	107	107	75-125	0	20	
Selenium	mg/L	ND	0.1	0.1	0.11	0.10	106	103	75-125	3	20	
Thallium	mg/L	ND	0.1	0.1	0.10	0.099	101	99	75-125	2	20	

Results presented on this page are in the units indicated by the "Units" column except where an alternate unit is presented to the right of the result.

This report shall not be reproduced, except in full,
without the written consent of Pace Analytical Services, LLC.

Pace Analytical Services, LLC
9800 Kincey Ave. Suite 100
Huntersville, NC 28078
(704)875-9092

QUALITY CONTROL DATA

Project: Hammond AP-1
Pace Project No.: 92730250

QC Batch: 855047
QC Batch Method: EPA 7470A
Analysis Method: EPA 7470A
Analysis Description: 7470 Mercury
Laboratory: Pace Analytical Services - Peachtree Corners, GA
Associated Lab Samples: 92730250001, 92730250002

METHOD BLANK: 4411728
Matrix: Water
Associated Lab Samples: 92730250001, 92730250002

Parameter	Units	Blank Result	Reporting Limit	MDL	Analyzed	Qualifiers
Mercury	mg/L	ND	0.00020	0.00013	05/17/24 08:16	

LABORATORY CONTROL SAMPLE: 4411729

Parameter	Units	Spike Conc.	LCS Result	LCS % Rec	% Rec Limits	Qualifiers
Mercury	mg/L	0.0025	0.0023	92	80-120	

MATRIX SPIKE & MATRIX SPIKE DUPLICATE: 4411730 4411731

Parameter	Units	92729900001 Result	MS Spike Conc.	MSD Spike Conc.	MS Result	MSD Result	MS % Rec	MSD % Rec	% Rec Limits	RPD	Max RPD	Qual
Mercury	mg/L	ND	0.0025	0.0025	0.0022	0.0023	88	92	75-125	4	20	

Results presented on this page are in the units indicated by the "Units" column except where an alternate unit is presented to the right of the result.

REPORT OF LABORATORY ANALYSIS

This report shall not be reproduced, except in full,
without the written consent of Pace Analytical Services, LLC.

Pace Analytical Services, LLC
9800 Kincey Ave. Suite 100
Huntersville, NC 28078
(704)875-9092

QUALITY CONTROL DATA

Project: Hammond AP-1
Pace Project No.: 92730250

QC Batch: 854348
QC Batch Method: SM 2540C-2015
Analysis Method: SM 2540C-2015
Analysis Description: 2540C Total Dissolved Solids
Laboratory: Pace Analytical Services - Peachtree Corners, GA
Associated Lab Samples: 92730250001, 92730250002

METHOD BLANK: 4408261
Matrix: Water
Associated Lab Samples: 92730250001, 92730250002

Parameter	Units	Blank Result	Reporting Limit	MDL	Analyzed	Qualifiers
Total Dissolved Solids	mg/L	ND	25.0	25.0	05/14/24 12:36	

LABORATORY CONTROL SAMPLE: 4408262

Parameter	Units	Spike Conc.	LCS Result	LCS % Rec	% Rec Limits	Qualifiers
Total Dissolved Solids	mg/L	400	399	100	80-120	

SAMPLE DUPLICATE: 4408263

Parameter	Units	92730149001 Result	Dup Result	RPD	Max RPD	Qualifiers
Total Dissolved Solids	mg/L	125	125	0	10	

Results presented on this page are in the units indicated by the "Units" column except where an alternate unit is presented to the right of the result.

This report shall not be reproduced, except in full,
without the written consent of Pace Analytical Services, LLC.

Pace Analytical Services, LLC
9800 Kincey Ave. Suite 100
Huntersville, NC 28078
(704)875-9092

QUALITY CONTROL DATA

Project: Hammond AP-1
Pace Project No.: 92730250

QC Batch: 855114
QC Batch Method: SM 2320B-2011
Analysis Method: SM 2320B-2011
Analysis Description: 2320B Alkalinity
Laboratory: Pace Analytical Services - Asheville
Associated Lab Samples: 92730250001, 92730250002

METHOD BLANK: 4412185 Matrix: Water
Associated Lab Samples: 92730250001, 92730250002

Parameter	Units	Blank Result	Reporting Limit	MDL	Analyzed	Qualifiers
Alkalinity, Total as CaCO3	mg/L	ND	5.0	5.0	05/17/24 16:58	
Alkalinity,Bicarbonate (CaCO3)	mg/L	ND	5.0	5.0	05/17/24 16:58	
Alkalinity,Carbonate (CaCO3)	mg/L	ND	5.0	5.0	05/17/24 16:58	

LABORATORY CONTROL SAMPLE: 4412186

Parameter	Units	Spike Conc.	LCS Result	LCS % Rec	% Rec Limits	Qualifiers
Alkalinity, Total as CaCO3	mg/L	50	50.3	101	80-120	

LABORATORY CONTROL SAMPLE: 4412187

Parameter	Units	Spike Conc.	LCS Result	LCS % Rec	% Rec Limits	Qualifiers
Alkalinity, Total as CaCO3	mg/L	50	49.5	99	80-120	

MATRIX SPIKE & MATRIX SPIKE DUPLICATE: 4412190 4412191

Parameter	Units	92731061002 Result	MS Spike Conc.	MSD Spike Conc.	MS Result	MSD Result	MS % Rec	MSD % Rec	% Rec Limits	RPD	Max RPD	Qual
Alkalinity, Total as CaCO3	mg/L	71.7	50	50	124	122	104	101	80-120	1	25	

MATRIX SPIKE & MATRIX SPIKE DUPLICATE: 4414712 4414713

Parameter	Units	92729999001 Result	MS Spike Conc.	MSD Spike Conc.	MS Result	MSD Result	MS % Rec	MSD % Rec	% Rec Limits	RPD	Max RPD	Qual
Alkalinity, Total as CaCO3	mg/L	52.3	50	50	88.4	86.8	72	69	80-120	2	25	M1

Results presented on this page are in the units indicated by the "Units" column except where an alternate unit is presented to the right of the result.

REPORT OF LABORATORY ANALYSIS

This report shall not be reproduced, except in full,
without the written consent of Pace Analytical Services, LLC.

Pace Analytical Services, LLC
9800 Kincey Ave. Suite 100
Huntersville, NC 28078
(704)875-9092

QUALITY CONTROL DATA

Project: Hammond AP-1
Pace Project No.: 92730250

QC Batch: 853854
QC Batch Method: SM 4500-S2D-2011
Analysis Method: SM 4500-S2D-2011
Analysis Description: 4500S2D Sulfide Water
Laboratory: Pace Analytical Services - Asheville
Associated Lab Samples: 92730250001, 92730250002

METHOD BLANK: 4406359
Matrix: Water
Associated Lab Samples: 92730250001, 92730250002

Parameter	Units	Blank Result	Reporting Limit	MDL	Analyzed	Qualifiers
Sulfide	mg/L	ND	0.10	0.022	05/11/24 01:56	

LABORATORY CONTROL SAMPLE: 4406360

Parameter	Units	Spike Conc.	LCS Result	LCS % Rec	% Rec Limits	Qualifiers
Sulfide	mg/L	0.5	0.49	98	80-120	

MATRIX SPIKE & MATRIX SPIKE DUPLICATE: 4406361 4406362

Parameter	Units	92729816001 Result	MS Spike Conc.	MSD Spike Conc.	MS Result	MSD Result	MS % Rec	MSD % Rec	% Rec Limits	RPD	Max RPD	Qual
Sulfide	mg/L	ND	0.5	0.5	0.57	0.58	106	109	80-120	3	10	

MATRIX SPIKE & MATRIX SPIKE DUPLICATE: 4406363 4406364

Parameter	Units	92729816003 Result	MS Spike Conc.	MSD Spike Conc.	MS Result	MSD Result	MS % Rec	MSD % Rec	% Rec Limits	RPD	Max RPD	Qual
Sulfide	mg/L	ND	0.5	0.5	0.54	0.54	106	107	80-120	1	10	

Results presented on this page are in the units indicated by the "Units" column except where an alternate unit is presented to the right of the result.

REPORT OF LABORATORY ANALYSIS

This report shall not be reproduced, except in full,
without the written consent of Pace Analytical Services, LLC.

Pace Analytical Services, LLC
9800 Kincey Ave. Suite 100
Huntersville, NC 28078
(704)875-9092

QUALITY CONTROL DATA

Project: Hammond AP-1
Pace Project No.: 92730250

QC Batch: 854169
QC Batch Method: EPA 300.0 Rev 2.1 1993
Analysis Method: EPA 300.0 Rev 2.1 1993
Analysis Description: 300.0 IC Anions
Laboratory: Pace Analytical Services - Asheville
Associated Lab Samples: 92730250001, 92730250002

METHOD BLANK: 4407338
Matrix: Water
Associated Lab Samples: 92730250001, 92730250002

Parameter	Units	Blank Result	Reporting Limit	MDL	Analyzed	Qualifiers
Chloride	mg/L	ND	1.0	0.60	05/13/24 18:31	
Fluoride	mg/L	ND	0.10	0.050	05/13/24 18:31	
Sulfate	mg/L	ND	1.0	0.50	05/13/24 18:31	

LABORATORY CONTROL SAMPLE: 4407339

Parameter	Units	Spike Conc.	LCS Result	LCS % Rec	% Rec Limits	Qualifiers
Chloride	mg/L	50	49.5	99	90-110	
Fluoride	mg/L	2.5	2.4	95	90-110	
Sulfate	mg/L	50	49.6	99	90-110	

MATRIX SPIKE & MATRIX SPIKE DUPLICATE: 4407340 4407341

Parameter	Units	92730282001 Result	MS Spike Conc.	MSD Spike Conc.	MS Result	MSD Result	MS % Rec	MSD % Rec	% Rec Limits	RPD	Max RPD	Qual
Chloride	mg/L	907	50	50	942	940	71	66	90-110	0	10	M1
Fluoride	mg/L	ND	2.5	2.5	ND	ND	0	0	90-110		10	D3,M1
Sulfate	mg/L	171	50	50	211	211	81	81	90-110	0	10	M1

Results presented on this page are in the units indicated by the "Units" column except where an alternate unit is presented to the right of the result.

REPORT OF LABORATORY ANALYSIS

This report shall not be reproduced, except in full,
without the written consent of Pace Analytical Services, LLC.

Pace Analytical Services, LLC
9800 Kincey Ave. Suite 100
Huntersville, NC 28078
(704)875-9092

QUALIFIERS

Project: Hammond AP-1
Pace Project No.: 92730250

DEFINITIONS

DF - Dilution Factor, if reported, represents the factor applied to the reported data due to dilution of the sample aliquot.

ND - Not Detected at or above adjusted reporting limit.

TNTC - Too Numerous To Count

J - Estimated concentration above the adjusted method detection limit and below the adjusted reporting limit.

MDL - Adjusted Method Detection Limit.

PQL - Practical Quantitation Limit.

RL - Reporting Limit - The lowest concentration value that meets project requirements for quantitative data with known precision and bias for a specific analyte in a specific matrix.

S - Surrogate

1,2-Diphenylhydrazine decomposes to and cannot be separated from Azobenzene using Method 8270. The result for each analyte is a combined concentration.

Consistent with EPA guidelines, unrounded data are displayed and have been used to calculate % recovery and RPD values.

LCS(D) - Laboratory Control Sample (Duplicate)

MS(D) - Matrix Spike (Duplicate)

DUP - Sample Duplicate

RPD - Relative Percent Difference

NC - Not Calculable.

SG - Silica Gel - Clean-Up

U - Indicates the compound was analyzed for, but not detected.

Acid preservation may not be appropriate for 2 Chloroethylvinyl ether.

A separate vial preserved to a pH of 4-5 is recommended in SW846 Chapter 4 for the analysis of Acrolein and Acrylonitrile by EPA Method 8260.

N-Nitrosodiphenylamine decomposes and cannot be separated from Diphenylamine using Method 8270. The result reported for each analyte is a combined concentration.

Reported results are not rounded until the final step prior to reporting. Therefore, calculated parameters that are typically reported as "Total" may vary slightly from the sum of the reported component parameters.

Pace Analytical is TNI accredited. Contact your Pace PM for the current list of accredited analytes.

TNI - The NELAC Institute.

ANALYTE QUALIFIERS

D3	Sample was diluted due to the presence of high levels of non-target analytes or other matrix interference.
M1	Matrix spike recovery exceeded QC limits. Batch accepted based on laboratory control sample (LCS) recovery.
R1	RPD value was outside control limits.

This report shall not be reproduced, except in full,
without the written consent of Pace Analytical Services, LLC.

Pace Analytical Services, LLC
9800 Kincey Ave. Suite 100
Huntersville, NC 28078
(704)875-9092

QUALITY CONTROL DATA CROSS REFERENCE TABLE

Project: Hammond AP-1
Pace Project No.: 92730250

Lab ID	Sample ID	QC Batch Method	QC Batch	Analytical Method	Analytical Batch
92730250001	**HAM-PT-07**	EPA 3010A	853813	EPA 6010D	853829
92730250002	**HAM-PT-13**	EPA 3010A	853813	EPA 6010D	853829
92730250001	**HAM-PT-07**	EPA 3005A	853920	EPA 6020B	853946
92730250002	**HAM-PT-13**	EPA 3005A	853920	EPA 6020B	853946
92730250001	**HAM-PT-07**	EPA 7470A	855047	EPA 7470A	855155
92730250002	**HAM-PT-13**	EPA 7470A	855047	EPA 7470A	855155
92730250001	**HAM-PT-07**	SM 2540C-2015	854348		
92730250002	**HAM-PT-13**	SM 2540C-2015	854348		
92730250001	**HAM-PT-07**	SM 2320B-2011	855114		
92730250002	**HAM-PT-13**	SM 2320B-2011	855114		
92730250001	**HAM-PT-07**	SM 4500-S2D-2011	853854		
92730250002	**HAM-PT-13**	SM 4500-S2D-2011	853854		
92730250001	**HAM-PT-07**	EPA 300.0 Rev 2.1 1993	854169		
92730250002	**HAM-PT-13**	EPA 300.0 Rev 2.1 1993	854169		

This report shall not be reproduced, except in full,
without the written consent of Pace Analytical Services, LLC.

DC#_Title: ENV-FRM-HUN1-0083 v03_Sample Condition Upon Receipt

Effective Date: 12/01/2023

Laboratory receiving samples:
Asheville ☐ Eden ☐ Greenwood ☐ Huntersville ☐ Raleigh ☐ Mechanicsville ☐ Atlanta ☑ Kernersville ☐

Sample Condition Upon Receipt

Client Name: Georgia Power

Project #: **WO#: 92730250**

92730250

Courier: ☐ Commercial ☐ Fed-Ex ☐ UPS ☐ USPS ☐ Client ☑ Pace ☐ Other:

Custody Seal Present? ☐ Yes ☑ No Seals Intact? ☐ Yes ☐ No ☑ N/A

Date/Initials Person Examining Contents: 5/10/24 CH

Packing Material: ☐ Bubble Wrap ☐ Bubble Bags ☑ None ☐ Other

Biological Tissue Frozen? ☐ Yes ☐ No ☑ N/A

Thermometer: ☑ IR Gun ID: 083

Type of Ice: ☑ Wet ☐ Blue ☐ None

Cooler Temp: 2.1 Correction Factor: Add/Subtract (°C) +0.1

Temp should be above freezing to 6°C
☐ Samples out of temp criteria. Samples on ice, cooling process has begun

Cooler Temp Corrected (°C): 2.2

USDA Regulated Soil (☐ N/A, water sample)
Did samples originate in a quarantine zone within the United States: CA, NY, or SC (check maps)? ☐ Yes ☐ No

Did samples originate from a foreign source (internationally, including Hawaii and Puerto Rico)? ☐ Yes ☐ No

				Comments/Discrepancy:
Chain of Custody Present?	☑ Yes	☐ No	☐ N/A	1.
Samples Arrived within Hold Time?	☑ Yes	☐ No	☐ N/A	2.
Short Hold Time Analysis (<72 hr.)?	☐ Yes	☑ No	☐ N/A	3.
Rush Turn Around Time Requested?	☐ Yes	☑ No	☐ N/A	4.
Sufficient Volume?	☑ Yes	☐ No	☐ N/A	5.
Correct Containers Used?	☑ Yes	☐ No	☐ N/A	6.
-Pace Containers Used?	☐ Yes	☐ No	☐ N/A	
Containers Intact?	☑ Yes	☐ No	☐ N/A	7.
Dissolved analysis: Samples Field Filtered?	☐ Yes	☐ No	☑ N/A	8.
Sample Labels Match COC? -Includes Date/Time/ID/Analysis Matrix: WT	☑ Yes	☐ No	☐ N/A	9.
Headspace in VOA Vials (>5-6mm)?	☐ Yes	☐ No	☑ N/A	10.
Trip Blank Present?	☐ Yes	☐ No	☑ N/A	11.
Trip Blank Custody Seals Present?	☐ Yes	☐ No	☑ N/A	

Field Data Required? ☐ Yes ☐ No

COMMENTS/SAMPLE DISCREPANCY

Lot ID of split containers:

CLIENT NOTIFICATION/RESOLUTION

Person contacted: Date/Time:

Project Manager SCURF Review: Date:

Project Manager SRF Review: Date:

DC#_Title: ENV-FRM-HUN1-0083 v03_Sample Condition Upon Receipt

Effective Date: 12/01/2023

WO#: 92730250

Project #

PM: BV Due Date: 05/24/24

CLIENT: 92- GP-HAM

*Check mark top half of box if pH and/or dechlorination is verified and within the acceptance range for preservation samples.

Exceptions: VOA, Coliform, TOC, Oil and Grease, DRO/8015 (water) DOC, Lll/q

**Bottom half of box is to list number of bottles

***Check all unpreserved Nitrates for chlorine

Item#	BP4U-125 mL Plastic Unpreserved (N/A) (Cl-)	BP3U-250 mL Plastic Unpreserved (N/A)	BP2U-500 mL Plastic Unpreserved (N/A)	BP1U-1 liter Plastic Unpreserved (N/A)	BP4S-125 mL Plastic H2SO4 (pH < 2) (Cl-)	BP3N-250 mL plastic HNO3 (pH < 2)	BP4Z-125 mL Plastic ZN Acetate & NaOH (>9)	BP4B-125 mL Plastic NaOH (pH > 12) (Cl-)	WGFU-Wide-mouthed Glass jar Unpreserved	AG1U-1 liter Amber Unpreserved (N/A) (Cl-)	AG1H-1 liter Amber HCl (pH < 2)	AG3U-250 mL Amber Unpreserved (N/A) (Cl-)	AG1S-1 liter Amber H2SO4 (pH < 2)	AG3S-250 mL Amber H2SO4 (pH < 2)	DG9A-40 mL Amber NH4Cl (N/A)(Cl-)	DG9H-40 mL VOA HCl (N/A)	VG6T-40 mL VOA Na2S2O3 (N/A)	VG9U-40 mL VOA Unpreserved (N/A)	DG9W-40 mL VOA H3PO4 (N/A)	KP7U-50 mL Plastic Unpreserved (N/A)	V/GK (3 vials per kit)-VPH/Gas kit (N/A)	SP5T-125 mL Sterile Plastic (N/A – lab)	SP2T-250 mL Sterile Plastic (N/A – lab)		BP3B-250 mL Plastic (NH2)2SO4 (9.3-9.7)	AG0U-100 mL Amber Unpreserved (N/A) (Cl-)	VSGU-20 mL Scintillation vials (N/A)	DG8U-40 mL Amber Unpreserved vials (N/A)
1		2	1			1	1																					
2		2	1			1	1																					
3																												
4																												
5																												
6																												
7																												
8																												
9																												
10																												
11																												
12																												

pH Adjustment Log for Preserved Samples

Sample ID	Type of Preservative	pH upon receipt	Date preservation adjusted	Time preservation adjusted	Amount of Preservative added	Lot #

Note: Whenever there is a discrepancy affecting North Carolina compliance samples, a copy of this form will be sent to the North Carolina DENR Certification Office (i.e. Out of hold, incorrect preservative, out of temp, incorrect containers.

Qualtrax ID: 59614

Pace Analytical
www.pacelabs.com

CHAIN-OF-CUSTODY / Analytical Request Document

The Chain-of-Custody is a LEGAL DOCUMENT. All relevant fields must be completed accurately.

Page: 1 of 1

Section A Required Client Information:

Company:	GA Power
Address:	Atlanta, GA
Email To:	SCS Contacts
Phone:	
Fax:	
Requested Due Date/TAT:	3 day

Section B Required Project Information:

Report To:	SCS Contacts
Copy To:	Geosyntec Contacts
Purchase Order No.:	GPC82474-0001
Project Name:	Hammond AP-1
Project Number:	

Section C Invoice Information:

Attention:	Southern Co.
Company Name:	
Address:	
Pace Quote Reference:	
Pace Project Manager:	Bonnie Vang
Pace Profile #:	10839

REGULATORY AGENCY

☐ NPDES ☐ GROUND WATER ☐ DRINKING WATER
☐ UST ☐ RCRA ☑ OTHER CCR

Site Location STATE: GA

Section D Required Client Information

Valid Matrix Codes:

MATRIX	CODE
DRINKING WATER	DW
WATER	WT
WASTE WATER	WW
PRODUCT	P
SOIL/SOLID	SL
OIL	OL
WIPE	WP
AIR	AIR
OTHER	OT
TISSUE	TS

SAMPLE ID
(A-Z, 0-9 / -)
Sample IDs MUST BE UNIQUE

Requested Analysis Filtered (Y/N)

ITEM #	SAMPLE ID	MATRIX CODE (see valid codes to left)	SAMPLE TYPE (G=GRAB C=COMP)	COLLECTED COMPOSITE START DATE	TIME	COMPOSITE END DATE	TIME	SAMPLE TEMP AT COLLECTION	# OF CONTAINERS	Unpreserved	H_2SO_4	HNO_3	HCl	NaOH	$Na_2S_2O_3$	Methanol	Other	Analysis Test Y/N	Chloride, Fluoride, Sulfate N	Full App. III and IV metals N	Major Ions (Profile 10839-2) N	TDS N	Residual Chlorine (Y/N)	Pace Project No./ Lab I.D.
1	HAM-PT-07	WG	G	5/9/2024	1408			21	5	3		1					1		X	X	X	X	N	
2	HAM-PT-13	WG	G	5/9/2024	1645			21	5	3		1					1		X	X	X	X	N	
3																								
4						AS	5/9/2024																	
5																								
6						AS	5/9/2024																	
7																								
8																								
9																								
10																								
11																								
12																								

ADDITIONAL COMMENTS	RELINQUISHED BY / AFFILIATION	DATE	TIME	ACCEPTED BY / AFFILIATION	DATE	TIME	SAMPLE CONDITIONS
Task Code: HAM-CCR-CA-20240529	Anthony Szwast / Geosyntec	5/10/24	1340	Ryan William / Pace	5/10/24	1340	
	Ryan William / Pace	5/10/24	1552	Chenda Heuler	5/10/24	1552	

SAMPLER NAME AND SIGNATURE

PRINT Name of SAMPLER: Anthony Szwast / Geosyntec Consultants, Inc.

SIGNATURE of SAMPLER: Anthony Szwast DATE Signed (MM/DD/YY): 05/09/24

Temp in °C | Received on Ice (Y/N) | Custody Sealed Cooler (Y/N) | Samples Intact (Y/N)

*Important Note: By signing this form you are accepting Pace's NET 30 day payment terms and agreeing to late charges of 1.5% per month for any invoices not paid within 30 days.

F-ALL-Q-020rev.07, 15-Feb-2007

Pace Analytical Services, LLC
9800 Kincey Ave. Suite 100
Huntersville, NC 28078
(704)875-9092

June 17, 2024

Kristen Jurinko
Southern Company
241 Ralph McGill Blvd NE
Bin 10160
Atlanta, GA 30308

RE: Project: Hammond AP-1
Pace Project No.: 92731696

Dear Kristen Jurinko:

Enclosed are the analytical results for sample(s) received by the laboratory on May 17, 2024. The results relate only to the samples included in this report. Results reported herein conform to the applicable TNI/NELAC Standards and the laboratory's Quality Manual, where applicable, unless otherwise noted in the body of the report.

The test results provided in this final report were generated by each of the following laboratories within the Pace Network:

- Pace Analytical Services - Asheville
- Pace Analytical Services - Peachtree Corners, GA

Revision 1: Client requested that the lab re-check anions for HAM-AP1-FB-01 (Lab ID 92731696003) and HAM-AP1-FD-01 (lab ID 92731696005). The lab did a re-run for both samples and the results did not confirm the original. A revised report was issued.

If you have any questions concerning this report, please feel free to contact me.

Sincerely,

Bonnie Vang

Bonnie Vang
bonnie.vang@pacelabs.com
704-977-0968
Project Manager

Enclosures

cc: Kip Gray, Geosyntec
Christine Hug, Geosyntec Consultants, Inc.
Thomas Kessler, Geosyntec Consultants
Whitney Law, Geosyntec Consultants
Laura Midkiff, Southern Company
Caroline Nelson, Geosyntec Consultants, Inc
Anthony Szwast, Geosyntec Consultants

REPORT OF LABORATORY ANALYSIS

This report shall not be reproduced, except in full,
without the written consent of Pace Analytical Services, LLC.

Pace Analytical Services, LLC
9800 Kincey Ave. Suite 100
Huntersville, NC 28078
(704)875-9092

CERTIFICATIONS

Project: Hammond AP-1
Pace Project No.: 92731696

Pace Analytical Services Asheville
2225 Riverside Drive, Asheville, NC 28804
Florida/NELAP Certification #: E87648
North Carolina Drinking Water Certification #: 37712
North Carolina Wastewater Certification #: 40
South Carolina Laboratory ID: 99030
South Carolina Certification #: 99030001
Virginia/VELAP Certification #: 460222

Pace Analytical Services Peachtree Corners
110 Technology Pkwy, Peachtree Corners, GA 30092
Florida DOH Certification #: E87315
Georgia DW Inorganics Certification #: 812
North Carolina Certification #: 381
South Carolina Certification #: 98011001
Virginia Certification #: 460204

This report shall not be reproduced, except in full,
without the written consent of Pace Analytical Services, LLC.

Pace Analytical Services, LLC
9800 Kincey Ave. Suite 100
Huntersville, NC 28078
(704)875-9092

SAMPLE SUMMARY

Project: Hammond AP-1
Pace Project No.: 92731696

Lab ID	Sample ID	Matrix	Date Collected	Date Received
92731696001	**HAM-AP1-EB-01**	Water	05/15/24 16:02	05/17/24 12:55
92731696002	**HAM-AP1-EB-02**	Water	05/15/24 16:20	05/17/24 12:55
92731696003	**HAM-AP1-FB-01**	Water	05/15/24 15:56	05/17/24 12:55
92731696004	**HAM-AP1-FB-02**	Water	05/15/24 17:19	05/17/24 12:55
92731696005	**HAM-AP1-FD-01**	Water	05/15/24 00:00	05/17/24 12:55
92731696006	**HAM-AP1-FD-02**	Water	05/15/24 00:00	05/17/24 12:55
92731696007	**HAM-INW-03**	Water	05/14/24 14:08	05/17/24 12:55
92731696008	**HAM-INW-04**	Water	05/15/24 14:20	05/17/24 12:55
92731696009	**HAM-INW-05**	Water	05/15/24 11:18	05/17/24 12:55
92731696010	**HAM-PT-07**	Water	05/16/24 12:16	05/17/24 12:55
92731696011	**HAM-PT-08**	Water	05/16/24 10:37	05/17/24 12:55
92731696012	**HAM-PT-09**	Water	05/14/24 10:40	05/17/24 12:55
92731696013	**HAM-PT-10**	Water	05/15/24 11:52	05/17/24 12:55
92731696014	**HAM-PT-11**	Water	05/14/24 15:20	05/17/24 12:55
92731696015	**HAM-PT-12**	Water	05/14/24 12:05	05/17/24 12:55
92731696016	**HAM-PT-13**	Water	05/15/24 18:45	05/17/24 12:55
92731696017	**HAM-PT-14**	Water	05/15/24 18:27	05/17/24 12:55
92731696018	**HAM-PT-15**	Water	05/15/24 16:10	05/17/24 12:55

This report shall not be reproduced, except in full,
without the written consent of Pace Analytical Services, LLC.

Pace Analytical Services, LLC
9800 Kincey Ave. Suite 100
Huntersville, NC 28078
(704)875-9092

SAMPLE ANALYTE COUNT

Project: Hammond AP-1
Pace Project No.: 92731696

Lab ID	Sample ID	Method	Analysts	Analytes Reported
92731696001	**HAM-AP1-EB-01**	EPA 6010D	AJM	6
		EPA 6020B	CW1	13
		EPA 7470A	VB	1
		SM 2540C-2015	DL1	1
		SM 2320B-2011	SMS	3
		SM 4500-S2D-2011	JP1	1
		EPA 300.0 Rev 2.1 1993	CDC	3
92731696002	**HAM-AP1-EB-02**	EPA 6010D	AJM	6
		EPA 6020B	CW1	13
		EPA 7470A	VB	1
		SM 2540C-2015	DL1	1
		SM 2320B-2011	SMS	3
		SM 4500-S2D-2011	JP1	1
		EPA 300.0 Rev 2.1 1993	CDC	3
92731696003	**HAM-AP1-FB-01**	EPA 6010D	AJM	6
		EPA 6020B	CW1	13
		EPA 7470A	VB	1
		SM 2540C-2015	DL1	1
		SM 2320B-2011	SMS	3
		SM 4500-S2D-2011	JP1	1
		EPA 300.0 Rev 2.1 1993	CDC	3
92731696004	**HAM-AP1-FB-02**	EPA 6010D	AJM	6
		EPA 6020B	CW1	13
		EPA 7470A	VB	1
		SM 2540C-2015	DL1	1
		SM 2320B-2011	SMS	3
		SM 4500-S2D-2011	JP1	1
		EPA 300.0 Rev 2.1 1993	CDC	3
92731696005	**HAM-AP1-FD-01**	EPA 6010D	AJM	6
		EPA 6020B	CW1	13
		EPA 7470A	VB	1
		SM 2540C-2015	DL1	1
		SM 2320B-2011	SMS	3
		SM 4500-S2D-2011	JP1	1
		EPA 300.0 Rev 2.1 1993	CDC	3
92731696006	**HAM-AP1-FD-02**	EPA 6010D	AJM	6
		EPA 6020B	CW1	13

This report shall not be reproduced, except in full,
without the written consent of Pace Analytical Services, LLC.

Pace Analytical Services, LLC
9800 Kincey Ave. Suite 100
Huntersville, NC 28078
(704)875-9092

SAMPLE ANALYTE COUNT

Project: Hammond AP-1
Pace Project No.: 92731696

Lab ID	Sample ID	Method	Analysts	Analytes Reported
		EPA 7470A	VB	1
		SM 2540C-2015	DL1	1
		SM 2320B-2011	SMS	3
		SM 4500-S2D-2011	JP1	1
		EPA 300.0 Rev 2.1 1993	CDC	3
92731696007	**HAM-INW-03**	EPA 6010D	AJM, DRB	6
		EPA 6020B	CW1	13
		EPA 7470A	VB	1
		SM 2540C-2015	DL1	1
		SM 2320B-2011	SMS	3
		SM 4500-S2D-2011	MDW	1
		EPA 300.0 Rev 2.1 1993	CDC	3
92731696008	**HAM-INW-04**	EPA 6010D	AJM	6
		EPA 6020B	CW1	13
		EPA 7470A	VB	1
		SM 2540C-2015	DL1	1
		SM 2320B-2011	SMS	3
		SM 4500-S2D-2011	JP1	1
		EPA 300.0 Rev 2.1 1993	CDC	3
92731696009	**HAM-INW-05**	EPA 6010D	AJM	6
		EPA 6020B	CW1	13
		EPA 7470A	VB	1
		SM 2540C-2015	DL1	1
		SM 2320B-2011	SMS	3
		SM 4500-S2D-2011	JP1	1
		EPA 300.0 Rev 2.1 1993	CDC	3
92731696010	**HAM-PT-07**	EPA 6010D	AJM	6
		EPA 6020B	CW1	13
		EPA 7470A	VB	1
		SM 2540C-2015	DL1	1
		SM 2320B-2011	SMS	3
		SM 4500-S2D-2011	JP1	1
		EPA 300.0 Rev 2.1 1993	CDC	3
92731696011	**HAM-PT-08**	EPA 6010D	AJM	6
		EPA 6020B	CW1	13
		EPA 7470A	VB	1
		SM 2540C-2015	DL1	1

This report shall not be reproduced, except in full,
without the written consent of Pace Analytical Services, LLC.

Pace Analytical Services, LLC
9800 Kincey Ave. Suite 100
Huntersville, NC 28078
(704)875-9092

SAMPLE ANALYTE COUNT

Project: Hammond AP-1
Pace Project No.: 92731696

Lab ID	Sample ID	Method	Analysts	Analytes Reported
		SM 2320B-2011	SMS	3
		SM 4500-S2D-2011	JP1	1
		EPA 300.0 Rev 2.1 1993	CDC	3
92731696012	**HAM-PT-09**	EPA 6010D	AJM	6
		EPA 6020B	CW1	13
		EPA 7470A	VB	1
		SM 2540C-2015	DL1	1
		SM 2320B-2011	SMS	3
		SM 4500-S2D-2011	MDW	1
		EPA 300.0 Rev 2.1 1993	CDC	3
92731696013	**HAM-PT-10**	EPA 6010D	AJM	6
		EPA 6020B	CW1	13
		EPA 7470A	VB	1
		SM 2540C-2015	DL1	1
		SM 2320B-2011	SMS	3
		SM 4500-S2D-2011	JP1	1
		EPA 300.0 Rev 2.1 1993	CDC	3
92731696014	**HAM-PT-11**	EPA 6010D	AJM	6
		EPA 6020B	CW1	13
		EPA 7470A	VB	1
		SM 2540C-2015	DL1	1
		SM 2320B-2011	SMS	3
		SM 4500-S2D-2011	MDW	1
		EPA 300.0 Rev 2.1 1993	CDC	3
92731696015	**HAM-PT-12**	EPA 6010D	AJM	6
		EPA 6020B	CW1	13
		EPA 7470A	VB	1
		SM 2540C-2015	DL1	1
		SM 2320B-2011	SMS	3
		SM 4500-S2D-2011	MDW	1
		EPA 300.0 Rev 2.1 1993	CDC	3
92731696016	**HAM-PT-13**	EPA 6010D	AJM	6
		EPA 6020B	CW1	13
		EPA 7470A	VB	1
		SM 2540C-2015	DL1	1
		SM 2320B-2011	SMS	3
		SM 4500-S2D-2011	JP1	1

This report shall not be reproduced, except in full,
without the written consent of Pace Analytical Services, LLC.

Pace Analytical Services, LLC
9800 Kincey Ave. Suite 100
Huntersville, NC 28078
(704)875-9092

SAMPLE ANALYTE COUNT

Project: Hammond AP-1
Pace Project No.: 92731696

Lab ID	Sample ID	Method	Analysts	Analytes Reported
		EPA 300.0 Rev 2.1 1993	CDC	3
92731696017	**HAM-PT-14**	EPA 6010D	AJM	6
		EPA 6020B	CW1	13
		EPA 7470A	VB	1
		SM 2540C-2015	DL1	1
		SM 2320B-2011	SMS	3
		SM 4500-S2D-2011	JP1	1
		EPA 300.0 Rev 2.1 1993	CDC	3
92731696018	**HAM-PT-15**	EPA 6010D	AJM, DRB	6
		EPA 6020B	CW1	13
		EPA 7470A	VB	1
		SM 2540C-2015	DL1	1
		SM 2320B-2011	SMS	3
		SM 4500-S2D-2011	JP1	1
		EPA 300.0 Rev 2.1 1993	CDC	3

PASI-A = Pace Analytical Services - Asheville
PASI-GA = Pace Analytical Services - Peachtree Corners, GA

This report shall not be reproduced, except in full,
without the written consent of Pace Analytical Services, LLC.

Pace Analytical Services, LLC
9800 Kincey Ave. Suite 100
Huntersville, NC 28078
(704)875-9092

SUMMARY OF DETECTION

Project: Hammond AP-1
Pace Project No.: 92731696

Lab Sample ID Method	Client Sample ID Parameters	Result	Units	Report Limit	Analyzed	Qualifiers
92731696002	**HAM-AP1-EB-02**					
EPA 6020B	Antimony	0.0013J	mg/L	0.0030	05/22/24 15:20	
92731696005	**HAM-AP1-FD-01**					
EPA 6010D	Iron	0.20	mg/L	0.040	05/23/24 01:21	
EPA 6010D	Manganese	0.70	mg/L	0.040	05/23/24 01:21	
EPA 6010D	Potassium	6.5	mg/L	0.50	05/23/24 01:21	
EPA 6010D	Sodium	8.9	mg/L	1.0	05/23/24 01:21	
EPA 6010D	Calcium	103	mg/L	1.0	05/23/24 01:21	
EPA 6010D	Magnesium	13.8	mg/L	0.050	05/23/24 01:21	
EPA 6020B	Barium	0.053	mg/L	0.0050	05/22/24 15:31	
EPA 6020B	Boron	1.5	mg/L	0.040	05/22/24 15:31	
EPA 6020B	Cobalt	0.0016J	mg/L	0.0050	05/22/24 15:31	
EPA 6020B	Molybdenum	0.090	mg/L	0.010	05/22/24 15:31	
EPA 6020B	Selenium	0.0011J	mg/L	0.0050	05/22/24 15:31	
SM 2540C-2015	Total Dissolved Solids	528	mg/L	25.0	05/20/24 12:18	
SM 2320B-2011	Alkalinity,Bicarbonate (CaCO3)	131	mg/L	5.0	05/21/24 18:48	
SM 2320B-2011	Alkalinity, Total as CaCO3	131	mg/L	5.0	05/21/24 18:48	
EPA 300.0 Rev 2.1 1993	Chloride	49.1	mg/L	1.0	06/12/24 13:41	
EPA 300.0 Rev 2.1 1993	Fluoride	0.19	mg/L	0.10	06/12/24 13:41	
EPA 300.0 Rev 2.1 1993	Sulfate	149	mg/L	3.0	06/12/24 14:39	
92731696006	**HAM-AP1-FD-02**					
EPA 6010D	Iron	7.9	mg/L	0.040	05/23/24 01:24	
EPA 6010D	Manganese	4.6	mg/L	0.040	05/23/24 01:24	
EPA 6010D	Potassium	4.8	mg/L	0.50	05/23/24 01:24	
EPA 6010D	Sodium	6.9	mg/L	1.0	05/23/24 01:24	
EPA 6010D	Calcium	103	mg/L	1.0	05/23/24 01:24	
EPA 6010D	Magnesium	12.8	mg/L	0.050	05/23/24 01:24	
EPA 6020B	Arsenic	0.19	mg/L	0.0050	05/22/24 15:45	
EPA 6020B	Barium	0.042	mg/L	0.0050	05/22/24 15:45	
EPA 6020B	Boron	0.59	mg/L	0.040	05/22/24 15:45	
EPA 6020B	Cobalt	0.031	mg/L	0.0050	05/22/24 15:45	
EPA 6020B	Lithium	0.044	mg/L	0.030	05/22/24 15:45	
EPA 6020B	Molybdenum	0.014	mg/L	0.010	05/22/24 15:45	
SM 2540C-2015	Total Dissolved Solids	491	mg/L	25.0	05/20/24 12:18	
SM 2320B-2011	Alkalinity,Bicarbonate (CaCO3)	138	mg/L	5.0	05/21/24 19:06	
SM 2320B-2011	Alkalinity, Total as CaCO3	138	mg/L	5.0	05/21/24 19:06	
EPA 300.0 Rev 2.1 1993	Chloride	10.1	mg/L	1.0	05/20/24 10:17	
EPA 300.0 Rev 2.1 1993	Fluoride	0.26	mg/L	0.10	05/20/24 10:17	
EPA 300.0 Rev 2.1 1993	Sulfate	189	mg/L	4.0	05/20/24 20:43	
92731696007	**HAM-INW-03**					
EPA 6010D	Sodium	12.4	mg/L	1.0	05/24/24 11:34	
EPA 6010D	Iron	0.11	mg/L	0.040	05/23/24 02:19	
EPA 6010D	Manganese	0.45	mg/L	0.040	05/23/24 02:19	
EPA 6010D	Potassium	13.8	mg/L	0.50	05/23/24 02:19	
EPA 6010D	Calcium	127	mg/L	1.0	05/23/24 02:19	
EPA 6010D	Magnesium	17.1	mg/L	0.050	05/23/24 02:19	
EPA 6020B	Barium	0.075	mg/L	0.0050	05/22/24 16:41	

This report shall not be reproduced, except in full,
without the written consent of Pace Analytical Services, LLC.

Pace Analytical Services, LLC
9800 Kincey Ave. Suite 100
Huntersville, NC 28078
(704)875-9092

SUMMARY OF DETECTION

Project: Hammond AP-1
Pace Project No.: 92731696

Lab Sample ID Method	Client Sample ID Parameters	Result	Units	Report Limit	Analyzed	Qualifiers
92731696007	**HAM-INW-03**					
EPA 6020B	Boron	1.5	mg/L	0.040	05/22/24 16:41	
EPA 6020B	Cobalt	0.00070J	mg/L	0.0050	05/22/24 16:41	
EPA 6020B	Lithium	0.0050J	mg/L	0.030	05/22/24 16:41	
EPA 6020B	Molybdenum	0.082	mg/L	0.010	05/22/24 16:41	
SM 2540C-2015	Total Dissolved Solids	564	mg/L	25.0	05/20/24 12:16	
SM 2320B-2011	Alkalinity,Bicarbonate (CaCO3)	175	mg/L	5.0	05/21/24 16:31	
SM 2320B-2011	Alkalinity, Total as CaCO3	175	mg/L	5.0	05/21/24 16:31	M1
EPA 300.0 Rev 2.1 1993	Chloride	56.9	mg/L	1.0	05/21/24 00:39	M1
EPA 300.0 Rev 2.1 1993	Fluoride	0.20	mg/L	0.10	05/21/24 00:39	
EPA 300.0 Rev 2.1 1993	Sulfate	178	mg/L	4.0	05/21/24 08:01	
92731696008	**HAM-INW-04**					
EPA 6010D	Iron	8.4	mg/L	0.040	05/23/24 01:35	
EPA 6010D	Manganese	4.4	mg/L	0.040	05/23/24 01:35	
EPA 6010D	Potassium	4.8	mg/L	0.50	05/23/24 01:35	
EPA 6010D	Sodium	7.0	mg/L	1.0	05/23/24 01:35	
EPA 6010D	Calcium	107	mg/L	1.0	05/23/24 01:35	
EPA 6010D	Magnesium	13.1	mg/L	0.050	05/23/24 01:35	
EPA 6020B	Arsenic	0.19	mg/L	0.0050	05/22/24 15:49	
EPA 6020B	Barium	0.043	mg/L	0.0050	05/22/24 15:49	
EPA 6020B	Boron	0.59	mg/L	0.040	05/22/24 15:49	
EPA 6020B	Cobalt	0.031	mg/L	0.0050	05/22/24 15:49	
EPA 6020B	Lithium	0.043	mg/L	0.030	05/22/24 15:49	
EPA 6020B	Molybdenum	0.015	mg/L	0.010	05/22/24 15:49	
SM 2540C-2015	Total Dissolved Solids	483	mg/L	25.0	05/20/24 12:19	
SM 2320B-2011	Alkalinity,Bicarbonate (CaCO3)	133	mg/L	5.0	05/21/24 19:16	
SM 2320B-2011	Alkalinity, Total as CaCO3	133	mg/L	5.0	05/21/24 19:16	
EPA 300.0 Rev 2.1 1993	Chloride	9.9	mg/L	1.0	05/21/24 01:48	
EPA 300.0 Rev 2.1 1993	Fluoride	0.28	mg/L	0.10	05/21/24 01:48	
EPA 300.0 Rev 2.1 1993	Sulfate	187	mg/L	4.0	05/21/24 08:42	
92731696009	**HAM-INW-05**					
EPA 6010D	Iron	16.9	mg/L	0.040	05/23/24 01:38	
EPA 6010D	Manganese	3.3	mg/L	0.040	05/23/24 01:38	
EPA 6010D	Potassium	4.7	mg/L	0.50	05/23/24 01:38	
EPA 6010D	Sodium	6.7	mg/L	1.0	05/23/24 01:38	
EPA 6010D	Calcium	101	mg/L	1.0	05/23/24 01:38	
EPA 6010D	Magnesium	11.8	mg/L	0.050	05/23/24 01:38	
EPA 6020B	Arsenic	0.23	mg/L	0.0050	05/22/24 15:53	
EPA 6020B	Barium	0.033	mg/L	0.0050	05/22/24 15:53	
EPA 6020B	Beryllium	0.00012J	mg/L	0.00050	05/22/24 15:53	
EPA 6020B	Boron	0.51	mg/L	0.040	05/22/24 15:53	
EPA 6020B	Cobalt	0.026	mg/L	0.0050	05/22/24 15:53	
EPA 6020B	Lithium	0.057	mg/L	0.030	05/22/24 15:53	
EPA 6020B	Molybdenum	0.0096J	mg/L	0.010	05/22/24 15:53	
SM 2540C-2015	Total Dissolved Solids	456	mg/L	25.0	05/20/24 12:20	
SM 2320B-2011	Alkalinity,Bicarbonate (CaCO3)	123	mg/L	5.0	05/21/24 19:25	
SM 2320B-2011	Alkalinity, Total as CaCO3	123	mg/L	5.0	05/21/24 19:25	

This report shall not be reproduced, except in full,
without the written consent of Pace Analytical Services, LLC.

Pace Analytical Services, LLC
9800 Kincey Ave. Suite 100
Huntersville, NC 28078
(704)875-9092

SUMMARY OF DETECTION

Project: Hammond AP-1
Pace Project No.: 92731696

Lab Sample ID Method	Client Sample ID Parameters	Result	Units	Report Limit	Analyzed	Qualifiers
92731696009	**HAM-INW-05**					
EPA 300.0 Rev 2.1 1993	Chloride	6.9	mg/L	1.0	05/21/24 02:02	
EPA 300.0 Rev 2.1 1993	Fluoride	0.37	mg/L	0.10	05/21/24 02:02	
EPA 300.0 Rev 2.1 1993	Sulfate	181	mg/L	4.0	05/21/24 08:56	
92731696010	**HAM-PT-07**					
EPA 6010D	Iron	15.7	mg/L	0.040	05/23/24 01:41	
EPA 6010D	Manganese	3.4	mg/L	0.040	05/23/24 01:41	
EPA 6010D	Potassium	4.9	mg/L	0.50	05/23/24 01:41	
EPA 6010D	Sodium	7.0	mg/L	1.0	05/23/24 01:41	
EPA 6010D	Calcium	96.0	mg/L	1.0	05/23/24 01:41	
EPA 6010D	Magnesium	12.1	mg/L	0.050	05/23/24 01:41	
EPA 6020B	Arsenic	0.27	mg/L	0.0050	05/22/24 15:56	
EPA 6020B	Barium	0.034	mg/L	0.0050	05/22/24 15:56	
EPA 6020B	Boron	0.50	mg/L	0.040	05/22/24 15:56	
EPA 6020B	Cobalt	0.052	mg/L	0.0050	05/22/24 15:56	
EPA 6020B	Lithium	0.056	mg/L	0.030	05/22/24 15:56	
EPA 6020B	Molybdenum	0.0093J	mg/L	0.010	05/22/24 15:56	
SM 2540C-2015	Total Dissolved Solids	450	mg/L	25.0	05/20/24 12:22	
SM 2320B-2011	Alkalinity,Bicarbonate (CaCO3)	116	mg/L	5.0	05/28/24 17:56	
SM 2320B-2011	Alkalinity, Total as CaCO3	116	mg/L	5.0	05/28/24 17:56	
EPA 300.0 Rev 2.1 1993	Chloride	10	mg/L	1.0	05/21/24 02:16	
EPA 300.0 Rev 2.1 1993	Fluoride	0.31	mg/L	0.10	05/21/24 02:16	
EPA 300.0 Rev 2.1 1993	Sulfate	171	mg/L	4.0	05/21/24 09:10	
92731696011	**HAM-PT-08**					
EPA 6010D	Iron	8.0	mg/L	0.040	05/23/24 01:45	
EPA 6010D	Manganese	3.3	mg/L	0.040	05/23/24 01:45	
EPA 6010D	Potassium	4.8	mg/L	0.50	05/23/24 01:45	
EPA 6010D	Sodium	7.2	mg/L	1.0	05/23/24 01:45	
EPA 6010D	Calcium	89.4	mg/L	1.0	05/23/24 01:45	
EPA 6010D	Magnesium	11.5	mg/L	0.050	05/23/24 01:45	
EPA 6020B	Arsenic	0.23	mg/L	0.0050	05/22/24 16:00	
EPA 6020B	Barium	0.041	mg/L	0.0050	05/22/24 16:00	
EPA 6020B	Boron	0.73	mg/L	0.040	05/22/24 16:00	
EPA 6020B	Cobalt	0.046	mg/L	0.0050	05/22/24 16:00	
EPA 6020B	Lead	0.0079	mg/L	0.0010	05/22/24 16:00	
EPA 6020B	Lithium	0.010J	mg/L	0.030	05/22/24 16:00	
EPA 6020B	Molybdenum	0.017	mg/L	0.010	05/22/24 16:00	
SM 2540C-2015	Total Dissolved Solids	410	mg/L	25.0	05/20/24 12:22	
SM 2320B-2011	Alkalinity,Bicarbonate (CaCO3)	104	mg/L	5.0	05/28/24 18:06	
SM 2320B-2011	Alkalinity, Total as CaCO3	104	mg/L	5.0	05/28/24 18:06	
EPA 300.0 Rev 2.1 1993	Chloride	16.7	mg/L	1.0	05/21/24 20:59	
EPA 300.0 Rev 2.1 1993	Fluoride	0.19	mg/L	0.10	05/21/24 20:59	
EPA 300.0 Rev 2.1 1993	Sulfate	159	mg/L	4.0	05/22/24 07:35	
92731696012	**HAM-PT-09**					
EPA 6010D	Iron	0.42	mg/L	0.040	05/23/24 01:48	
EPA 6010D	Manganese	0.19	mg/L	0.040	05/23/24 01:48	
EPA 6010D	Potassium	6.1	mg/L	0.50	05/23/24 01:48	

This report shall not be reproduced, except in full,
without the written consent of Pace Analytical Services, LLC.

Pace Analytical Services, LLC
9800 Kincey Ave. Suite 100
Huntersville, NC 28078
(704)875-9092

SUMMARY OF DETECTION

Project: Hammond AP-1
Pace Project No.: 92731696

Lab Sample ID Method	Client Sample ID Parameters	Result	Units	Report Limit	Analyzed	Qualifiers
92731696012	**HAM-PT-09**					
EPA 6010D	Sodium	9.3	mg/L	1.0	05/23/24 01:48	
EPA 6010D	Calcium	82.8	mg/L	1.0	05/23/24 01:48	
EPA 6010D	Magnesium	23.7	mg/L	0.050	05/23/24 01:48	
EPA 6020B	Barium	0.058	mg/L	0.0050	05/22/24 16:04	
EPA 6020B	Boron	1.4	mg/L	0.040	05/22/24 16:04	
EPA 6020B	Cadmium	0.00015J	mg/L	0.00050	05/22/24 16:04	
EPA 6020B	Cobalt	0.0012J	mg/L	0.0050	05/22/24 16:04	
EPA 6020B	Lead	0.00017J	mg/L	0.0010	05/22/24 16:04	
EPA 6020B	Molybdenum	0.27	mg/L	0.010	05/22/24 16:04	
SM 2540C-2015	Total Dissolved Solids	436	mg/L	25.0	05/20/24 12:17	
SM 2320B-2011	Alkalinity,Bicarbonate (CaCO3)	139	mg/L	5.0	05/21/24 17:10	
SM 2320B-2011	Alkalinity, Total as CaCO3	139	mg/L	5.0	05/21/24 17:10	M1
EPA 300.0 Rev 2.1 1993	Chloride	44.4	mg/L	1.0	05/21/24 02:29	
EPA 300.0 Rev 2.1 1993	Fluoride	0.37	mg/L	0.10	05/21/24 02:29	
EPA 300.0 Rev 2.1 1993	Sulfate	130	mg/L	3.0	05/21/24 10:07	M1
92731696013	**HAM-PT-10**					
EPA 6010D	Iron	0.24	mg/L	0.040	05/23/24 01:51	
EPA 6010D	Manganese	0.74	mg/L	0.040	05/23/24 01:51	
EPA 6010D	Potassium	6.7	mg/L	0.50	05/23/24 01:51	
EPA 6010D	Sodium	9.2	mg/L	1.0	05/23/24 01:51	
EPA 6010D	Calcium	108	mg/L	1.0	05/23/24 01:51	
EPA 6010D	Magnesium	14.3	mg/L	0.050	05/23/24 01:51	
EPA 6020B	Barium	0.054	mg/L	0.0050	05/22/24 16:07	
EPA 6020B	Boron	1.5	mg/L	0.040	05/22/24 16:07	
EPA 6020B	Cobalt	0.0016J	mg/L	0.0050	05/22/24 16:07	
EPA 6020B	Molybdenum	0.092	mg/L	0.010	05/22/24 16:07	
SM 2540C-2015	Total Dissolved Solids	503	mg/L	25.0	05/20/24 12:20	
SM 2320B-2011	Alkalinity,Bicarbonate (CaCO3)	132	mg/L	5.0	05/21/24 19:35	
SM 2320B-2011	Alkalinity, Total as CaCO3	132	mg/L	5.0	05/21/24 19:35	
EPA 300.0 Rev 2.1 1993	Chloride	50.1	mg/L	1.0	05/21/24 03:11	
EPA 300.0 Rev 2.1 1993	Fluoride	0.22	mg/L	0.10	05/21/24 03:11	
EPA 300.0 Rev 2.1 1993	Sulfate	146	mg/L	3.0	05/21/24 10:48	
92731696014	**HAM-PT-11**					
EPA 6010D	Manganese	0.28	mg/L	0.040	05/23/24 01:55	
EPA 6010D	Potassium	6.0	mg/L	0.50	05/23/24 01:55	
EPA 6010D	Sodium	8.8	mg/L	1.0	05/23/24 01:55	
EPA 6010D	Calcium	90.9	mg/L	1.0	05/23/24 01:55	
EPA 6010D	Magnesium	16.2	mg/L	0.050	05/23/24 01:55	
EPA 6020B	Barium	0.057	mg/L	0.0050	05/22/24 16:11	
EPA 6020B	Boron	1.6	mg/L	0.040	05/22/24 16:11	
EPA 6020B	Cadmium	0.00013J	mg/L	0.00050	05/22/24 16:11	
EPA 6020B	Cobalt	0.0016J	mg/L	0.0050	05/22/24 16:11	
EPA 6020B	Molybdenum	0.24	mg/L	0.010	05/22/24 16:11	
SM 2540C-2015	Total Dissolved Solids	441	mg/L	25.0	05/20/24 12:17	
SM 2320B-2011	Alkalinity,Bicarbonate (CaCO3)	125	mg/L	5.0	05/21/24 17:33	
SM 2320B-2011	Alkalinity, Total as CaCO3	125	mg/L	5.0	05/21/24 17:33	

This report shall not be reproduced, except in full,
without the written consent of Pace Analytical Services, LLC.

Pace Analytical Services, LLC
9800 Kincey Ave. Suite 100
Huntersville, NC 28078
(704)875-9092

SUMMARY OF DETECTION

Project: Hammond AP-1
Pace Project No.: 92731696

Lab Sample ID Method	Client Sample ID Parameters	Result	Units	Report Limit	Analyzed	Qualifiers
92731696014	**HAM-PT-11**					
EPA 300.0 Rev 2.1 1993	Chloride	41.4	mg/L	1.0	05/21/24 03:25	
EPA 300.0 Rev 2.1 1993	Fluoride	0.34	mg/L	0.10	05/21/24 03:25	
EPA 300.0 Rev 2.1 1993	Sulfate	122	mg/L	3.0	05/21/24 11:03	
92731696015	**HAM-PT-12**					
EPA 6010D	Iron	0.33	mg/L	0.040	05/23/24 01:59	
EPA 6010D	Manganese	1.0	mg/L	0.040	05/23/24 01:59	
EPA 6010D	Potassium	6.8	mg/L	0.50	05/23/24 01:59	
EPA 6010D	Sodium	11.8	mg/L	1.0	05/23/24 01:59	
EPA 6010D	Calcium	99.7	mg/L	1.0	05/23/24 01:59	
EPA 6010D	Magnesium	16.6	mg/L	0.050	05/23/24 01:59	
EPA 6020B	Barium	0.069	mg/L	0.0050	05/22/24 16:15	
EPA 6020B	Boron	1.6	mg/L	0.040	05/22/24 16:15	
EPA 6020B	Cadmium	0.00014J	mg/L	0.00050	05/22/24 16:15	
EPA 6020B	Cobalt	0.0044J	mg/L	0.0050	05/22/24 16:15	
EPA 6020B	Lead	0.00017J	mg/L	0.0010	05/22/24 16:15	
EPA 6020B	Molybdenum	0.085	mg/L	0.010	05/22/24 16:15	
SM 2540C-2015	Total Dissolved Solids	523	mg/L	25.0	05/20/24 12:17	
SM 2320B-2011	Alkalinity,Bicarbonate (CaCO3)	129	mg/L	5.0	05/21/24 17:51	
SM 2320B-2011	Alkalinity, Total as CaCO3	129	mg/L	5.0	05/21/24 17:51	
EPA 300.0 Rev 2.1 1993	Chloride	50.3	mg/L	1.0	05/21/24 03:38	
EPA 300.0 Rev 2.1 1993	Fluoride	0.20	mg/L	0.10	05/21/24 03:38	
EPA 300.0 Rev 2.1 1993	Sulfate	125	mg/L	3.0	05/21/24 11:17	
92731696016	**HAM-PT-13**					
EPA 6010D	Iron	15.0	mg/L	0.040	05/23/24 02:02	
EPA 6010D	Manganese	3.6	mg/L	0.040	05/23/24 02:02	
EPA 6010D	Potassium	5.0	mg/L	0.50	05/23/24 02:02	
EPA 6010D	Sodium	7.8	mg/L	1.0	05/23/24 02:02	
EPA 6010D	Calcium	99.2	mg/L	1.0	05/23/24 02:02	
EPA 6010D	Magnesium	12.0	mg/L	0.050	05/23/24 02:02	
EPA 6020B	Arsenic	0.29	mg/L	0.0050	05/22/24 16:19	
EPA 6020B	Barium	0.033	mg/L	0.0050	05/22/24 16:19	
EPA 6020B	Boron	0.52	mg/L	0.040	05/22/24 16:19	
EPA 6020B	Cobalt	0.024	mg/L	0.0050	05/22/24 16:19	
EPA 6020B	Lithium	0.058	mg/L	0.030	05/22/24 16:19	
EPA 6020B	Molybdenum	0.0087J	mg/L	0.010	05/22/24 16:19	
SM 2540C-2015	Total Dissolved Solids	459	mg/L	25.0	05/20/24 12:21	
SM 2320B-2011	Alkalinity,Bicarbonate (CaCO3)	111	mg/L	5.0	05/21/24 19:44	
SM 2320B-2011	Alkalinity, Total as CaCO3	111	mg/L	5.0	05/21/24 19:44	
EPA 300.0 Rev 2.1 1993	Chloride	9.5	mg/L	1.0	05/21/24 04:20	
EPA 300.0 Rev 2.1 1993	Fluoride	0.34	mg/L	0.10	05/21/24 04:20	
EPA 300.0 Rev 2.1 1993	Sulfate	190	mg/L	4.0	05/21/24 11:31	
92731696017	**HAM-PT-14**					
EPA 6010D	Iron	14.9	mg/L	0.040	05/23/24 02:05	
EPA 6010D	Manganese	3.1	mg/L	0.040	05/23/24 02:05	
EPA 6010D	Potassium	5.0	mg/L	0.50	05/23/24 02:05	
EPA 6010D	Sodium	6.7	mg/L	1.0	05/23/24 02:05	

This report shall not be reproduced, except in full,
without the written consent of Pace Analytical Services, LLC.

Pace Analytical Services, LLC
9800 Kincey Ave. Suite 100
Huntersville, NC 28078
(704)875-9092

SUMMARY OF DETECTION

Project: Hammond AP-1
Pace Project No.: 92731696

Lab Sample ID Method	Client Sample ID Parameters	Result	Units	Report Limit	Analyzed	Qualifiers
92731696017	**HAM-PT-14**					
EPA 6010D	Calcium	97.4	mg/L	1.0	05/23/24 02:05	
EPA 6010D	Magnesium	12.7	mg/L	0.050	05/23/24 02:05	
EPA 6020B	Arsenic	0.21	mg/L	0.0050	05/22/24 16:33	
EPA 6020B	Barium	0.038	mg/L	0.0050	05/22/24 16:33	
EPA 6020B	Beryllium	0.00016J	mg/L	0.00050	05/22/24 16:33	
EPA 6020B	Boron	0.51	mg/L	0.040	05/22/24 16:33	
EPA 6020B	Cobalt	0.020	mg/L	0.0050	05/22/24 16:33	
EPA 6020B	Lead	0.00046J	mg/L	0.0010	05/22/24 16:33	
EPA 6020B	Lithium	0.051	mg/L	0.030	05/22/24 16:33	
EPA 6020B	Molybdenum	0.011	mg/L	0.010	05/22/24 16:33	
SM 2540C-2015	Total Dissolved Solids	461	mg/L	25.0	05/20/24 12:21	
SM 2320B-2011	Alkalinity,Bicarbonate (CaCO3)	121	mg/L	5.0	05/21/24 19:53	
SM 2320B-2011	Alkalinity, Total as CaCO3	121	mg/L	5.0	05/21/24 19:53	
EPA 300.0 Rev 2.1 1993	Chloride	10.5	mg/L	1.0	05/21/24 04:34	
EPA 300.0 Rev 2.1 1993	Fluoride	0.26	mg/L	0.10	05/21/24 04:34	
EPA 300.0 Rev 2.1 1993	Sulfate	175	mg/L	4.0	05/21/24 11:44	
92731696018	**HAM-PT-15**					
EPA 6010D	Sodium	8.1	mg/L	1.0	05/24/24 11:31	
EPA 6010D	Iron	9.2	mg/L	0.040	05/23/24 02:16	
EPA 6010D	Manganese	5.7	mg/L	0.040	05/23/24 02:16	
EPA 6010D	Potassium	5.3	mg/L	0.50	05/23/24 02:16	
EPA 6010D	Calcium	141	mg/L	1.0	05/23/24 02:16	
EPA 6010D	Magnesium	16.1	mg/L	0.050	05/23/24 02:16	
EPA 6020B	Arsenic	0.39	mg/L	0.0050	05/22/24 16:37	
EPA 6020B	Barium	0.043	mg/L	0.0050	05/22/24 16:37	
EPA 6020B	Boron	0.76	mg/L	0.040	05/22/24 16:37	
EPA 6020B	Cobalt	0.059	mg/L	0.0050	05/22/24 16:37	
EPA 6020B	Lithium	0.047	mg/L	0.030	05/22/24 16:37	
EPA 6020B	Molybdenum	0.021	mg/L	0.010	05/22/24 16:37	
SM 2540C-2015	Total Dissolved Solids	639	mg/L	25.0	05/20/24 12:22	
SM 2320B-2011	Alkalinity,Bicarbonate (CaCO3)	134	mg/L	5.0	05/21/24 20:02	
SM 2320B-2011	Alkalinity, Total as CaCO3	134	mg/L	5.0	05/21/24 20:02	
EPA 300.0 Rev 2.1 1993	Chloride	12.6	mg/L	1.0	05/21/24 04:48	
EPA 300.0 Rev 2.1 1993	Fluoride	0.35	mg/L	0.10	05/21/24 04:48	
EPA 300.0 Rev 2.1 1993	Sulfate	271	mg/L	6.0	05/21/24 11:58	

This report shall not be reproduced, except in full,
without the written consent of Pace Analytical Services, LLC.

Pace Analytical Services, LLC
9800 Kincey Ave. Suite 100
Huntersville, NC 28078
(704)875-9092

ANALYTICAL RESULTS

Project: Hammond AP-1
Pace Project No.: 92731696

Sample: HAM-AP1-EB-01 **Lab ID: 92731696001** Collected: 05/15/24 16:02 Received: 05/17/24 12:55 Matrix: Water

Parameters	Results	Units	Report Limit	MDL	DF	Prepared	Analyzed	CAS No.	Qual
6010D ATL ICP	Analytical Method: EPA 6010D Preparation Method: EPA 3010A								
	Pace Analytical Services - Peachtree Corners, GA								
Iron	ND	mg/L	0.040	0.025	1	05/18/24 14:09	05/23/24 00:56	7439-89-6	
Manganese	ND	mg/L	0.040	0.011	1	05/18/24 14:09	05/23/24 00:56	7439-96-5	
Potassium	ND	mg/L	0.50	0.15	1	05/18/24 14:09	05/23/24 00:56	7440-09-7	
Sodium	ND	mg/L	1.0	0.58	1	05/18/24 14:09	05/23/24 00:56	7440-23-5	
Calcium	ND	mg/L	1.0	0.12	1	05/18/24 14:09	05/23/24 00:56	7440-70-2	
Magnesium	ND	mg/L	0.050	0.012	1	05/18/24 14:09	05/23/24 00:56	7439-95-4	
6020 MET ICPMS	Analytical Method: EPA 6020B Preparation Method: EPA 3005A								
	Pace Analytical Services - Peachtree Corners, GA								
Antimony	ND	mg/L	0.0030	0.00054	1	05/18/24 14:00	05/22/24 15:05	7440-36-0	
Arsenic	ND	mg/L	0.0050	0.00084	1	05/18/24 14:00	05/22/24 15:05	7440-38-2	
Barium	ND	mg/L	0.0050	0.00047	1	05/18/24 14:00	05/22/24 15:05	7440-39-3	
Beryllium	ND	mg/L	0.00050	0.000094	1	05/18/24 14:00	05/22/24 15:05	7440-41-7	
Boron	ND	mg/L	0.040	0.012	1	05/18/24 14:00	05/22/24 15:05	7440-42-8	
Cadmium	ND	mg/L	0.00050	0.00010	1	05/18/24 14:00	05/22/24 15:05	7440-43-9	
Chromium	ND	mg/L	0.0050	0.0019	1	05/18/24 14:00	05/22/24 15:05	7440-47-3	
Cobalt	ND	mg/L	0.0050	0.00032	1	05/18/24 14:00	05/22/24 15:05	7440-48-4	
Lead	ND	mg/L	0.0010	0.00016	1	05/18/24 14:00	05/22/24 15:05	7439-92-1	
Lithium	ND	mg/L	0.030	0.0016	1	05/18/24 14:00	05/22/24 15:05	7439-93-2	
Molybdenum	ND	mg/L	0.010	0.00062	1	05/18/24 14:00	05/22/24 15:05	7439-98-7	
Selenium	ND	mg/L	0.0050	0.00096	1	05/18/24 14:00	05/22/24 15:05	7782-49-2	
Thallium	ND	mg/L	0.0010	0.00038	1	05/18/24 14:00	05/22/24 15:05	7440-28-0	
7470 Mercury	Analytical Method: EPA 7470A Preparation Method: EPA 7470A								
	Pace Analytical Services - Peachtree Corners, GA								
Mercury	ND	mg/L	0.00020	0.00013	1	05/24/24 08:30	05/24/24 12:35	7439-97-6	
2540C Total Dissolved Solids	Analytical Method: SM 2540C-2015								
	Pace Analytical Services - Peachtree Corners, GA								
Total Dissolved Solids	ND	mg/L	25.0	25.0	1		05/20/24 12:17		
2320B Alkalinity	Analytical Method: SM 2320B-2011								
	Pace Analytical Services - Asheville								
Alkalinity,Bicarbonate (CaCO3)	ND	mg/L	5.0	5.0	1		05/21/24 18:33		
Alkalinity,Carbonate (CaCO3)	ND	mg/L	5.0	5.0	1		05/21/24 18:33		
Alkalinity, Total as CaCO3	ND	mg/L	5.0	5.0	1		05/21/24 18:33		
4500S2D Sulfide Water	Analytical Method: SM 4500-S2D-2011								
	Pace Analytical Services - Asheville								
Sulfide	ND	mg/L	0.10	0.022	1		05/22/24 05:09	18496-25-8	
300.0 IC Anions 28 Days	Analytical Method: EPA 300.0 Rev 2.1 1993								
	Pace Analytical Services - Asheville								
Chloride	ND	mg/L	1.0	0.60	1		05/20/24 01:22	16887-00-6	

This report shall not be reproduced, except in full,
without the written consent of Pace Analytical Services, LLC.

Pace Analytical Services, LLC
9800 Kincey Ave. Suite 100
Huntersville, NC 28078
(704)875-9092

ANALYTICAL RESULTS

Project: Hammond AP-1
Pace Project No.: 92731696

Sample: HAM-AP1-EB-01 **Lab ID: 92731696001** Collected: 05/15/24 16:02 Received: 05/17/24 12:55 Matrix: Water

Parameters	Results	Units	Report Limit	MDL	DF	Prepared	Analyzed	CAS No.	Qual
300.0 IC Anions 28 Days	Analytical Method: EPA 300.0 Rev 2.1 1993 Pace Analytical Services - Asheville								
Fluoride	ND	mg/L	0.10	0.050	1		05/20/24 01:22	16984-48-8	
Sulfate	ND	mg/L	1.0	0.50	1		05/20/24 01:22	14808-79-8	

This report shall not be reproduced, except in full,
without the written consent of Pace Analytical Services, LLC.

Pace Analytical Services, LLC
9800 Kincey Ave. Suite 100
Huntersville, NC 28078
(704)875-9092

ANALYTICAL RESULTS

Project: Hammond AP-1
Pace Project No.: 92731696

Sample: HAM-AP1-EB-02 **Lab ID: 92731696002** Collected: 05/15/24 16:20 Received: 05/17/24 12:55 Matrix: Water

Parameters	Results	Units	Report Limit	MDL	DF	Prepared	Analyzed	CAS No.	Qual
6010D ATL ICP	Analytical Method: EPA 6010D Preparation Method: EPA 3010A								
	Pace Analytical Services - Peachtree Corners, GA								
Iron	ND	mg/L	0.040	0.025	1	05/18/24 14:09	05/23/24 01:09	7439-89-6	
Manganese	ND	mg/L	0.040	0.011	1	05/18/24 14:09	05/23/24 01:09	7439-96-5	
Potassium	ND	mg/L	0.50	0.15	1	05/18/24 14:09	05/23/24 01:09	7440-09-7	
Sodium	ND	mg/L	1.0	0.58	1	05/18/24 14:09	05/23/24 01:09	7440-23-5	
Calcium	ND	mg/L	1.0	0.12	1	05/18/24 14:09	05/23/24 01:09	7440-70-2	
Magnesium	ND	mg/L	0.050	0.012	1	05/18/24 14:09	05/23/24 01:09	7439-95-4	
6020 MET ICPMS	Analytical Method: EPA 6020B Preparation Method: EPA 3005A								
	Pace Analytical Services - Peachtree Corners, GA								
Antimony	**0.0013J**	mg/L	0.0030	0.00054	1	05/18/24 14:00	05/22/24 15:20	7440-36-0	
Arsenic	ND	mg/L	0.0050	0.00084	1	05/18/24 14:00	05/22/24 15:20	7440-38-2	
Barium	ND	mg/L	0.0050	0.00047	1	05/18/24 14:00	05/22/24 15:20	7440-39-3	
Beryllium	ND	mg/L	0.00050	0.000094	1	05/18/24 14:00	05/22/24 15:20	7440-41-7	
Boron	ND	mg/L	0.040	0.012	1	05/18/24 14:00	05/22/24 15:20	7440-42-8	
Cadmium	ND	mg/L	0.00050	0.00010	1	05/18/24 14:00	05/22/24 15:20	7440-43-9	
Chromium	ND	mg/L	0.0050	0.0019	1	05/18/24 14:00	05/22/24 15:20	7440-47-3	
Cobalt	ND	mg/L	0.0050	0.00032	1	05/18/24 14:00	05/22/24 15:20	7440-48-4	
Lead	ND	mg/L	0.0010	0.00016	1	05/18/24 14:00	05/22/24 15:20	7439-92-1	
Lithium	ND	mg/L	0.030	0.0016	1	05/18/24 14:00	05/22/24 15:20	7439-93-2	
Molybdenum	ND	mg/L	0.010	0.00062	1	05/18/24 14:00	05/22/24 15:20	7439-98-7	
Selenium	ND	mg/L	0.0050	0.00096	1	05/18/24 14:00	05/22/24 15:20	7782-49-2	
Thallium	ND	mg/L	0.0010	0.00038	1	05/18/24 14:00	05/22/24 15:20	7440-28-0	
7470 Mercury	Analytical Method: EPA 7470A Preparation Method: EPA 7470A								
	Pace Analytical Services - Peachtree Corners, GA								
Mercury	ND	mg/L	0.00020	0.00013	1	05/24/24 08:30	05/24/24 12:38	7439-97-6	
2540C Total Dissolved Solids	Analytical Method: SM 2540C-2015								
	Pace Analytical Services - Peachtree Corners, GA								
Total Dissolved Solids	ND	mg/L	25.0	25.0	1		05/20/24 12:18		
2320B Alkalinity	Analytical Method: SM 2320B-2011								
	Pace Analytical Services - Asheville								
Alkalinity,Bicarbonate (CaCO3)	ND	mg/L	5.0	5.0	1		05/21/24 18:37		
Alkalinity,Carbonate (CaCO3)	ND	mg/L	5.0	5.0	1		05/21/24 18:37		
Alkalinity, Total as CaCO3	ND	mg/L	5.0	5.0	1		05/21/24 18:37		
4500S2D Sulfide Water	Analytical Method: SM 4500-S2D-2011								
	Pace Analytical Services - Asheville								
Sulfide	ND	mg/L	0.10	0.022	1		05/22/24 05:19	18496-25-8	
300.0 IC Anions 28 Days	Analytical Method: EPA 300.0 Rev 2.1 1993								
	Pace Analytical Services - Asheville								
Chloride	ND	mg/L	1.0	0.60	1		05/20/24 01:37	16887-00-6	

This report shall not be reproduced, except in full,
without the written consent of Pace Analytical Services, LLC.

Pace Analytical Services, LLC
9800 Kincey Ave. Suite 100
Huntersville, NC 28078
(704)875-9092

ANALYTICAL RESULTS

Project: Hammond AP-1
Pace Project No.: 92731696

Sample: HAM-AP1-EB-02 **Lab ID: 92731696002** Collected: 05/15/24 16:20 Received: 05/17/24 12:55 Matrix: Water

Parameters	Results	Units	Report Limit	MDL	DF	Prepared	Analyzed	CAS No.	Qual
300.0 IC Anions 28 Days	Analytical Method: EPA 300.0 Rev 2.1 1993 Pace Analytical Services - Asheville								
Fluoride	ND	mg/L	0.10	0.050	1		05/20/24 01:37	16984-48-8	
Sulfate	ND	mg/L	1.0	0.50	1		05/20/24 01:37	14808-79-8	

This report shall not be reproduced, except in full,
without the written consent of Pace Analytical Services, LLC.

Pace Analytical Services, LLC
9800 Kincey Ave. Suite 100
Huntersville, NC 28078
(704)875-9092

ANALYTICAL RESULTS

Project: Hammond AP-1
Pace Project No.: 92731696

Sample: HAM-AP1-FB-01 **Lab ID: 92731696003** Collected: 05/15/24 15:56 Received: 05/17/24 12:55 Matrix: Water

Parameters	Results	Units	Report Limit	MDL	DF	Prepared	Analyzed	CAS No.	Qual
6010D ATL ICP	Analytical Method: EPA 6010D Preparation Method: EPA 3010A Pace Analytical Services - Peachtree Corners, GA								
Iron	ND	mg/L	0.040	0.025	1	05/18/24 14:09	05/23/24 01:13	7439-89-6	
Manganese	ND	mg/L	0.040	0.011	1	05/18/24 14:09	05/23/24 01:13	7439-96-5	
Potassium	ND	mg/L	0.50	0.15	1	05/18/24 14:09	05/23/24 01:13	7440-09-7	
Sodium	ND	mg/L	1.0	0.58	1	05/18/24 14:09	05/23/24 01:13	7440-23-5	
Calcium	ND	mg/L	1.0	0.12	1	05/18/24 14:09	05/23/24 01:13	7440-70-2	
Magnesium	ND	mg/L	0.050	0.012	1	05/18/24 14:09	05/23/24 01:13	7439-95-4	
6020 MET ICPMS	Analytical Method: EPA 6020B Preparation Method: EPA 3005A Pace Analytical Services - Peachtree Corners, GA								
Antimony	ND	mg/L	0.0030	0.00054	1	05/18/24 14:00	05/22/24 15:24	7440-36-0	
Arsenic	ND	mg/L	0.0050	0.00084	1	05/18/24 14:00	05/22/24 15:24	7440-38-2	
Barium	ND	mg/L	0.0050	0.00047	1	05/18/24 14:00	05/22/24 15:24	7440-39-3	
Beryllium	ND	mg/L	0.00050	0.000094	1	05/18/24 14:00	05/22/24 15:24	7440-41-7	
Boron	ND	mg/L	0.040	0.012	1	05/18/24 14:00	05/22/24 15:24	7440-42-8	
Cadmium	ND	mg/L	0.00050	0.00010	1	05/18/24 14:00	05/22/24 15:24	7440-43-9	
Chromium	ND	mg/L	0.0050	0.0019	1	05/18/24 14:00	05/22/24 15:24	7440-47-3	
Cobalt	ND	mg/L	0.0050	0.00032	1	05/18/24 14:00	05/22/24 15:24	7440-48-4	
Lead	ND	mg/L	0.0010	0.00016	1	05/18/24 14:00	05/22/24 15:24	7439-92-1	
Lithium	ND	mg/L	0.030	0.0016	1	05/18/24 14:00	05/22/24 15:24	7439-93-2	
Molybdenum	ND	mg/L	0.010	0.00062	1	05/18/24 14:00	05/22/24 15:24	7439-98-7	
Selenium	ND	mg/L	0.0050	0.00096	1	05/18/24 14:00	05/22/24 15:24	7782-49-2	
Thallium	ND	mg/L	0.0010	0.00038	1	05/18/24 14:00	05/22/24 15:24	7440-28-0	
7470 Mercury	Analytical Method: EPA 7470A Preparation Method: EPA 7470A Pace Analytical Services - Peachtree Corners, GA								
Mercury	ND	mg/L	0.00020	0.00013	1	05/24/24 08:30	05/24/24 12:48	7439-97-6	
2540C Total Dissolved Solids	Analytical Method: SM 2540C-2015 Pace Analytical Services - Peachtree Corners, GA								
Total Dissolved Solids	ND	mg/L	25.0	25.0	1		05/20/24 12:18		
2320B Alkalinity	Analytical Method: SM 2320B-2011 Pace Analytical Services - Asheville								
Alkalinity,Bicarbonate (CaCO3)	ND	mg/L	5.0	5.0	1		05/21/24 18:41		
Alkalinity,Carbonate (CaCO3)	ND	mg/L	5.0	5.0	1		05/21/24 18:41		
Alkalinity, Total as CaCO3	ND	mg/L	5.0	5.0	1		05/21/24 18:41		
4500S2D Sulfide Water	Analytical Method: SM 4500-S2D-2011 Pace Analytical Services - Asheville								
Sulfide	ND	mg/L	0.10	0.022	1		05/22/24 05:10	18496-25-8	
300.0 IC Anions 28 Days	Analytical Method: EPA 300.0 Rev 2.1 1993 Pace Analytical Services - Asheville								
Chloride	ND	mg/L	1.0	0.60	1		06/12/24 13:26	16887-00-6	

This report shall not be reproduced, except in full,
without the written consent of Pace Analytical Services, LLC.

Pace Analytical Services, LLC
9800 Kincey Ave. Suite 100
Huntersville, NC 28078
(704)875-9092

ANALYTICAL RESULTS

Project: Hammond AP-1
Pace Project No.: 92731696

Sample: HAM-AP1-FB-01 **Lab ID: 92731696003** Collected: 05/15/24 15:56 Received: 05/17/24 12:55 Matrix: Water

Parameters	Results	Units	Report Limit	MDL	DF	Prepared	Analyzed	CAS No.	Qual
300.0 IC Anions 28 Days	Analytical Method: EPA 300.0 Rev 2.1 1993 Pace Analytical Services - Asheville								
Fluoride	ND	mg/L	0.10	0.050	1		06/12/24 13:26	16984-48-8	
Sulfate	ND	mg/L	1.0	0.50	1		06/12/24 13:26	14808-79-8	

This report shall not be reproduced, except in full,
without the written consent of Pace Analytical Services, LLC.

Pace Analytical Services, LLC
9800 Kincey Ave. Suite 100
Huntersville, NC 28078
(704)875-9092

ANALYTICAL RESULTS

Project: Hammond AP-1
Pace Project No.: 92731696

Sample: HAM-AP1-FB-02 **Lab ID: 92731696004** Collected: 05/15/24 17:19 Received: 05/17/24 12:55 Matrix: Water

Parameters	Results	Units	Report Limit	MDL	DF	Prepared	Analyzed	CAS No.	Qual
6010D ATL ICP	Analytical Method: EPA 6010D Preparation Method: EPA 3010A								
	Pace Analytical Services - Peachtree Corners, GA								
Iron	ND	mg/L	0.040	0.025	1	05/18/24 14:09	05/23/24 01:17	7439-89-6	
Manganese	ND	mg/L	0.040	0.011	1	05/18/24 14:09	05/23/24 01:17	7439-96-5	
Potassium	ND	mg/L	0.50	0.15	1	05/18/24 14:09	05/23/24 01:17	7440-09-7	
Sodium	ND	mg/L	1.0	0.58	1	05/18/24 14:09	05/23/24 01:17	7440-23-5	
Calcium	ND	mg/L	1.0	0.12	1	05/18/24 14:09	05/23/24 01:17	7440-70-2	
Magnesium	ND	mg/L	0.050	0.012	1	05/18/24 14:09	05/23/24 01:17	7439-95-4	
6020 MET ICPMS	Analytical Method: EPA 6020B Preparation Method: EPA 3005A								
	Pace Analytical Services - Peachtree Corners, GA								
Antimony	ND	mg/L	0.0030	0.00054	1	05/18/24 14:00	05/22/24 15:28	7440-36-0	
Arsenic	ND	mg/L	0.0050	0.00084	1	05/18/24 14:00	05/22/24 15:28	7440-38-2	
Barium	ND	mg/L	0.0050	0.00047	1	05/18/24 14:00	05/22/24 15:28	7440-39-3	
Beryllium	ND	mg/L	0.00050	0.000094	1	05/18/24 14:00	05/22/24 15:28	7440-41-7	
Boron	ND	mg/L	0.040	0.012	1	05/18/24 14:00	05/22/24 15:28	7440-42-8	
Cadmium	ND	mg/L	0.00050	0.00010	1	05/18/24 14:00	05/22/24 15:28	7440-43-9	
Chromium	ND	mg/L	0.0050	0.0019	1	05/18/24 14:00	05/22/24 15:28	7440-47-3	
Cobalt	ND	mg/L	0.0050	0.00032	1	05/18/24 14:00	05/22/24 15:28	7440-48-4	
Lead	ND	mg/L	0.0010	0.00016	1	05/18/24 14:00	05/22/24 15:28	7439-92-1	
Lithium	ND	mg/L	0.030	0.0016	1	05/18/24 14:00	05/22/24 15:28	7439-93-2	
Molybdenum	ND	mg/L	0.010	0.00062	1	05/18/24 14:00	05/22/24 15:28	7439-98-7	
Selenium	ND	mg/L	0.0050	0.00096	1	05/18/24 14:00	05/22/24 15:28	7782-49-2	
Thallium	ND	mg/L	0.0010	0.00038	1	05/18/24 14:00	05/22/24 15:28	7440-28-0	
7470 Mercury	Analytical Method: EPA 7470A Preparation Method: EPA 7470A								
	Pace Analytical Services - Peachtree Corners, GA								
Mercury	ND	mg/L	0.00020	0.00013	1	05/24/24 08:30	05/24/24 12:56	7439-97-6	
2540C Total Dissolved Solids	Analytical Method: SM 2540C-2015								
	Pace Analytical Services - Peachtree Corners, GA								
Total Dissolved Solids	ND	mg/L	25.0	25.0	1		05/20/24 12:18		
2320B Alkalinity	Analytical Method: SM 2320B-2011								
	Pace Analytical Services - Asheville								
Alkalinity,Bicarbonate (CaCO3)	ND	mg/L	5.0	5.0	1		05/21/24 18:44		
Alkalinity,Carbonate (CaCO3)	ND	mg/L	5.0	5.0	1		05/21/24 18:44		
Alkalinity, Total as CaCO3	ND	mg/L	5.0	5.0	1		05/21/24 18:44		
4500S2D Sulfide Water	Analytical Method: SM 4500-S2D-2011								
	Pace Analytical Services - Asheville								
Sulfide	ND	mg/L	0.10	0.022	1		05/22/24 05:11	18496-25-8	
300.0 IC Anions 28 Days	Analytical Method: EPA 300.0 Rev 2.1 1993								
	Pace Analytical Services - Asheville								
Chloride	ND	mg/L	1.0	0.60	1		05/20/24 02:56	16887-00-6	

This report shall not be reproduced, except in full,
without the written consent of Pace Analytical Services, LLC.

Pace Analytical Services, LLC
9800 Kincey Ave. Suite 100
Huntersville, NC 28078
(704)875-9092

ANALYTICAL RESULTS

Project: Hammond AP-1
Pace Project No.: 92731696

Sample: HAM-AP1-FB-02 **Lab ID: 92731696004** Collected: 05/15/24 17:19 Received: 05/17/24 12:55 Matrix: Water

Parameters	Results	Units	Report Limit	MDL	DF	Prepared	Analyzed	CAS No.	Qual
300.0 IC Anions 28 Days	Analytical Method: EPA 300.0 Rev 2.1 1993 Pace Analytical Services - Asheville								
Fluoride	ND	mg/L	0.10	0.050	1		05/20/24 02:56	16984-48-8	
Sulfate	ND	mg/L	1.0	0.50	1		05/20/24 02:56	14808-79-8	

This report shall not be reproduced, except in full,
without the written consent of Pace Analytical Services, LLC.

Pace Analytical Services, LLC
9800 Kincey Ave. Suite 100
Huntersville, NC 28078
(704)875-9092

ANALYTICAL RESULTS

Project: Hammond AP-1
Pace Project No.: 92731696

Sample: HAM-AP1-FD-01 **Lab ID: 92731696005** Collected: 05/15/24 00:00 Received: 05/17/24 12:55 Matrix: Water

Parameters	Results	Units	Report Limit	MDL	DF	Prepared	Analyzed	CAS No.	Qual
6010D ATL ICP	Analytical Method: EPA 6010D Preparation Method: EPA 3010A Pace Analytical Services - Peachtree Corners, GA								
Iron	**0.20**	mg/L	0.040	0.025	1	05/18/24 14:09	05/23/24 01:21	7439-89-6	
Manganese	**0.70**	mg/L	0.040	0.011	1	05/18/24 14:09	05/23/24 01:21	7439-96-5	
Potassium	**6.5**	mg/L	0.50	0.15	1	05/18/24 14:09	05/23/24 01:21	7440-09-7	
Sodium	**8.9**	mg/L	1.0	0.58	1	05/18/24 14:09	05/23/24 01:21	7440-23-5	
Calcium	**103**	mg/L	1.0	0.12	1	05/18/24 14:09	05/23/24 01:21	7440-70-2	
Magnesium	**13.8**	mg/L	0.050	0.012	1	05/18/24 14:09	05/23/24 01:21	7439-95-4	
6020 MET ICPMS	Analytical Method: EPA 6020B Preparation Method: EPA 3005A Pace Analytical Services - Peachtree Corners, GA								
Antimony	ND	mg/L	0.0030	0.00054	1	05/18/24 14:00	05/22/24 15:31	7440-36-0	
Arsenic	ND	mg/L	0.0050	0.00084	1	05/18/24 14:00	05/22/24 15:31	7440-38-2	
Barium	**0.053**	mg/L	0.0050	0.00047	1	05/18/24 14:00	05/22/24 15:31	7440-39-3	
Beryllium	ND	mg/L	0.00050	0.000094	1	05/18/24 14:00	05/22/24 15:31	7440-41-7	
Boron	**1.5**	mg/L	0.040	0.012	1	05/18/24 14:00	05/22/24 15:31	7440-42-8	
Cadmium	ND	mg/L	0.00050	0.00010	1	05/18/24 14:00	05/22/24 15:31	7440-43-9	
Chromium	ND	mg/L	0.0050	0.0019	1	05/18/24 14:00	05/22/24 15:31	7440-47-3	
Cobalt	**0.0016J**	mg/L	0.0050	0.00032	1	05/18/24 14:00	05/22/24 15:31	7440-48-4	
Lead	ND	mg/L	0.0010	0.00016	1	05/18/24 14:00	05/22/24 15:31	7439-92-1	
Lithium	ND	mg/L	0.030	0.0016	1	05/18/24 14:00	05/22/24 15:31	7439-93-2	
Molybdenum	**0.090**	mg/L	0.010	0.00062	1	05/18/24 14:00	05/22/24 15:31	7439-98-7	
Selenium	**0.0011J**	mg/L	0.0050	0.00096	1	05/18/24 14:00	05/22/24 15:31	7782-49-2	
Thallium	ND	mg/L	0.0010	0.00038	1	05/18/24 14:00	05/22/24 15:31	7440-28-0	
7470 Mercury	Analytical Method: EPA 7470A Preparation Method: EPA 7470A Pace Analytical Services - Peachtree Corners, GA								
Mercury	ND	mg/L	0.00020	0.00013	1	05/24/24 08:30	05/24/24 12:59	7439-97-6	
2540C Total Dissolved Solids	Analytical Method: SM 2540C-2015 Pace Analytical Services - Peachtree Corners, GA								
Total Dissolved Solids	**528**	mg/L	25.0	25.0	1		05/20/24 12:18		
2320B Alkalinity	Analytical Method: SM 2320B-2011 Pace Analytical Services - Asheville								
Alkalinity,Bicarbonate (CaCO3)	**131**	mg/L	5.0	5.0	1		05/21/24 18:48		
Alkalinity,Carbonate (CaCO3)	ND	mg/L	5.0	5.0	1		05/21/24 18:48		
Alkalinity, Total as CaCO3	**131**	mg/L	5.0	5.0	1		05/21/24 18:48		
4500S2D Sulfide Water	Analytical Method: SM 4500-S2D-2011 Pace Analytical Services - Asheville								
Sulfide	ND	mg/L	0.10	0.022	1		05/22/24 05:12	18496-25-8	
300.0 IC Anions 28 Days	Analytical Method: EPA 300.0 Rev 2.1 1993 Pace Analytical Services - Asheville								
Chloride	**49.1**	mg/L	1.0	0.60	1		06/12/24 13:41	16887-00-6	

This report shall not be reproduced, except in full,
without the written consent of Pace Analytical Services, LLC.

Pace Analytical Services, LLC
9800 Kincey Ave. Suite 100
Huntersville, NC 28078
(704)875-9092

ANALYTICAL RESULTS

Project: Hammond AP-1
Pace Project No.: 92731696

Sample: HAM-AP1-FD-01 **Lab ID: 92731696005** Collected: 05/15/24 00:00 Received: 05/17/24 12:55 Matrix: Water

Parameters	Results	Units	Report Limit	MDL	DF	Prepared	Analyzed	CAS No.	Qual
300.0 IC Anions 28 Days	Analytical Method: EPA 300.0 Rev 2.1 1993 Pace Analytical Services - Asheville								
Fluoride	**0.19**	mg/L	0.10	0.050	1		06/12/24 13:41	16984-48-8	
Sulfate	**149**	mg/L	3.0	1.5	3		06/12/24 14:39	14808-79-8	

This report shall not be reproduced, except in full,
without the written consent of Pace Analytical Services, LLC.

Pace Analytical Services, LLC
9800 Kincey Ave. Suite 100
Huntersville, NC 28078
(704)875-9092

ANALYTICAL RESULTS

Project: Hammond AP-1
Pace Project No.: 92731696

Sample: HAM-AP1-FD-02 **Lab ID: 92731696006** Collected: 05/15/24 00:00 Received: 05/17/24 12:55 Matrix: Water

Parameters	Results	Units	Report Limit	MDL	DF	Prepared	Analyzed	CAS No.	Qual
6010D ATL ICP	Analytical Method: EPA 6010D Preparation Method: EPA 3010A Pace Analytical Services - Peachtree Corners, GA								
Iron	**7.9**	mg/L	0.040	0.025	1	05/18/24 14:09	05/23/24 01:24	7439-89-6	
Manganese	**4.6**	mg/L	0.040	0.011	1	05/18/24 14:09	05/23/24 01:24	7439-96-5	
Potassium	**4.8**	mg/L	0.50	0.15	1	05/18/24 14:09	05/23/24 01:24	7440-09-7	
Sodium	**6.9**	mg/L	1.0	0.58	1	05/18/24 14:09	05/23/24 01:24	7440-23-5	
Calcium	**103**	mg/L	1.0	0.12	1	05/18/24 14:09	05/23/24 01:24	7440-70-2	
Magnesium	**12.8**	mg/L	0.050	0.012	1	05/18/24 14:09	05/23/24 01:24	7439-95-4	
6020 MET ICPMS	Analytical Method: EPA 6020B Preparation Method: EPA 3005A Pace Analytical Services - Peachtree Corners, GA								
Antimony	ND	mg/L	0.0030	0.00054	1	05/18/24 14:00	05/22/24 15:45	7440-36-0	
Arsenic	**0.19**	mg/L	0.0050	0.00084	1	05/18/24 14:00	05/22/24 15:45	7440-38-2	
Barium	**0.042**	mg/L	0.0050	0.00047	1	05/18/24 14:00	05/22/24 15:45	7440-39-3	
Beryllium	ND	mg/L	0.00050	0.000094	1	05/18/24 14:00	05/22/24 15:45	7440-41-7	
Boron	**0.59**	mg/L	0.040	0.012	1	05/18/24 14:00	05/22/24 15:45	7440-42-8	
Cadmium	ND	mg/L	0.00050	0.00010	1	05/18/24 14:00	05/22/24 15:45	7440-43-9	
Chromium	ND	mg/L	0.0050	0.0019	1	05/18/24 14:00	05/22/24 15:45	7440-47-3	
Cobalt	**0.031**	mg/L	0.0050	0.00032	1	05/18/24 14:00	05/22/24 15:45	7440-48-4	
Lead	ND	mg/L	0.0010	0.00016	1	05/18/24 14:00	05/22/24 15:45	7439-92-1	
Lithium	**0.044**	mg/L	0.030	0.0016	1	05/18/24 14:00	05/22/24 15:45	7439-93-2	
Molybdenum	**0.014**	mg/L	0.010	0.00062	1	05/18/24 14:00	05/22/24 15:45	7439-98-7	
Selenium	ND	mg/L	0.0050	0.00096	1	05/18/24 14:00	05/22/24 15:45	7782-49-2	
Thallium	ND	mg/L	0.0010	0.00038	1	05/18/24 14:00	05/22/24 15:45	7440-28-0	
7470 Mercury	Analytical Method: EPA 7470A Preparation Method: EPA 7470A Pace Analytical Services - Peachtree Corners, GA								
Mercury	ND	mg/L	0.00020	0.00013	1	05/24/24 08:30	05/24/24 13:01	7439-97-6	
2540C Total Dissolved Solids	Analytical Method: SM 2540C-2015 Pace Analytical Services - Peachtree Corners, GA								
Total Dissolved Solids	**491**	mg/L	25.0	25.0	1		05/20/24 12:18		
2320B Alkalinity	Analytical Method: SM 2320B-2011 Pace Analytical Services - Asheville								
Alkalinity,Bicarbonate (CaCO3)	**138**	mg/L	5.0	5.0	1		05/21/24 19:06		
Alkalinity,Carbonate (CaCO3)	ND	mg/L	5.0	5.0	1		05/21/24 19:06		
Alkalinity, Total as CaCO3	**138**	mg/L	5.0	5.0	1		05/21/24 19:06		
4500S2D Sulfide Water	Analytical Method: SM 4500-S2D-2011 Pace Analytical Services - Asheville								
Sulfide	ND	mg/L	0.10	0.022	1		05/22/24 05:12	18496-25-8	
300.0 IC Anions 28 Days	Analytical Method: EPA 300.0 Rev 2.1 1993 Pace Analytical Services - Asheville								
Chloride	**10.1**	mg/L	1.0	0.60	1		05/20/24 10:17	16887-00-6	

REPORT OF LABORATORY ANALYSIS

This report shall not be reproduced, except in full,
without the written consent of Pace Analytical Services, LLC.

Pace Analytical Services, LLC
9800 Kincey Ave. Suite 100
Huntersville, NC 28078
(704)875-9092

ANALYTICAL RESULTS

Project: Hammond AP-1
Pace Project No.: 92731696

Sample: HAM-AP1-FD-02 **Lab ID: 92731696006** Collected: 05/15/24 00:00 Received: 05/17/24 12:55 Matrix: Water

Parameters	Results	Units	Report Limit	MDL	DF	Prepared	Analyzed	CAS No.	Qual
300.0 IC Anions 28 Days	Analytical Method: EPA 300.0 Rev 2.1 1993 Pace Analytical Services - Asheville								
Fluoride	**0.26**	mg/L	0.10	0.050	1		05/20/24 10:17	16984-48-8	
Sulfate	**189**	mg/L	4.0	2.0	4		05/20/24 20:43	14808-79-8	

This report shall not be reproduced, except in full,
without the written consent of Pace Analytical Services, LLC.

Pace Analytical Services, LLC
9800 Kincey Ave. Suite 100
Huntersville, NC 28078
(704)875-9092

ANALYTICAL RESULTS

Project: Hammond AP-1
Pace Project No.: 92731696

Sample: HAM-INW-03 **Lab ID: 92731696007** Collected: 05/14/24 14:08 Received: 05/17/24 12:55 Matrix: Water

Parameters	Results	Units	Report Limit	MDL	DF	Prepared	Analyzed	CAS No.	Qual
6010D ATL ICP	Analytical Method: EPA 6010D Preparation Method: EPA 3010A								
	Pace Analytical Services - Peachtree Corners, GA								
Sodium	**12.4**	mg/L	1.0	0.58	1	05/18/24 14:09	05/24/24 11:34	7440-23-5	
Iron	**0.11**	mg/L	0.040	0.025	1	05/18/24 14:09	05/23/24 02:19	7439-89-6	
Manganese	**0.45**	mg/L	0.040	0.011	1	05/18/24 14:09	05/23/24 02:19	7439-96-5	
Potassium	**13.8**	mg/L	0.50	0.15	1	05/18/24 14:09	05/23/24 02:19	7440-09-7	
Calcium	**127**	mg/L	1.0	0.12	1	05/18/24 14:09	05/23/24 02:19	7440-70-2	
Magnesium	**17.1**	mg/L	0.050	0.012	1	05/18/24 14:09	05/23/24 02:19	7439-95-4	
6020 MET ICPMS	Analytical Method: EPA 6020B Preparation Method: EPA 3005A								
	Pace Analytical Services - Peachtree Corners, GA								
Antimony	ND	mg/L	0.0030	0.00054	1	05/18/24 14:00	05/22/24 16:41	7440-36-0	
Arsenic	ND	mg/L	0.0050	0.00084	1	05/18/24 14:00	05/22/24 16:41	7440-38-2	
Barium	**0.075**	mg/L	0.0050	0.00047	1	05/18/24 14:00	05/22/24 16:41	7440-39-3	
Beryllium	ND	mg/L	0.00050	0.000094	1	05/18/24 14:00	05/22/24 16:41	7440-41-7	
Boron	**1.5**	mg/L	0.040	0.012	1	05/18/24 14:00	05/22/24 16:41	7440-42-8	
Cadmium	ND	mg/L	0.00050	0.00010	1	05/18/24 14:00	05/22/24 16:41	7440-43-9	
Chromium	ND	mg/L	0.0050	0.0019	1	05/18/24 14:00	05/22/24 16:41	7440-47-3	
Cobalt	**0.00070J**	mg/L	0.0050	0.00032	1	05/18/24 14:00	05/22/24 16:41	7440-48-4	
Lead	ND	mg/L	0.0010	0.00016	1	05/18/24 14:00	05/22/24 16:41	7439-92-1	
Lithium	**0.0050J**	mg/L	0.030	0.0016	1	05/18/24 14:00	05/22/24 16:41	7439-93-2	
Molybdenum	**0.082**	mg/L	0.010	0.00062	1	05/18/24 14:00	05/22/24 16:41	7439-98-7	
Selenium	ND	mg/L	0.0050	0.00096	1	05/18/24 14:00	05/22/24 16:41	7782-49-2	
Thallium	ND	mg/L	0.0010	0.00038	1	05/18/24 14:00	05/22/24 16:41	7440-28-0	
7470 Mercury	Analytical Method: EPA 7470A Preparation Method: EPA 7470A								
	Pace Analytical Services - Peachtree Corners, GA								
Mercury	ND	mg/L	0.00020	0.00013	1	05/24/24 08:30	05/24/24 13:04	7439-97-6	
2540C Total Dissolved Solids	Analytical Method: SM 2540C-2015								
	Pace Analytical Services - Peachtree Corners, GA								
Total Dissolved Solids	**564**	mg/L	25.0	25.0	1		05/20/24 12:16		
2320B Alkalinity	Analytical Method: SM 2320B-2011								
	Pace Analytical Services - Asheville								
Alkalinity,Bicarbonate (CaCO3)	**175**	mg/L	5.0	5.0	1		05/21/24 16:31		
Alkalinity,Carbonate (CaCO3)	ND	mg/L	5.0	5.0	1		05/21/24 16:31		
Alkalinity, Total as CaCO3	**175**	mg/L	5.0	5.0	1		05/21/24 16:31		M1
4500S2D Sulfide Water	Analytical Method: SM 4500-S2D-2011								
	Pace Analytical Services - Asheville								
Sulfide	ND	mg/L	0.10	0.022	1		05/20/24 23:45	18496-25-8	
300.0 IC Anions 28 Days	Analytical Method: EPA 300.0 Rev 2.1 1993								
	Pace Analytical Services - Asheville								
Chloride	**56.9**	mg/L	1.0	0.60	1		05/21/24 00:39	16887-00-6	M1

REPORT OF LABORATORY ANALYSIS

This report shall not be reproduced, except in full,
without the written consent of Pace Analytical Services, LLC.

Pace Analytical Services, LLC
9800 Kincey Ave. Suite 100
Huntersville, NC 28078
(704)875-9092

ANALYTICAL RESULTS

Project: Hammond AP-1
Pace Project No.: 92731696

Sample: HAM-INW-03 **Lab ID: 92731696007** Collected: 05/14/24 14:08 Received: 05/17/24 12:55 Matrix: Water

Parameters	Results	Units	Report Limit	MDL	DF	Prepared	Analyzed	CAS No.	Qual
300.0 IC Anions 28 Days	Analytical Method: EPA 300.0 Rev 2.1 1993 Pace Analytical Services - Asheville								
Fluoride	**0.20**	mg/L	0.10	0.050	1		05/21/24 00:39	16984-48-8	
Sulfate	**178**	mg/L	4.0	2.0	4		05/21/24 08:01	14808-79-8	

This report shall not be reproduced, except in full,
without the written consent of Pace Analytical Services, LLC.

Pace Analytical Services, LLC
9800 Kincey Ave. Suite 100
Huntersville, NC 28078
(704)875-9092

ANALYTICAL RESULTS

Project: Hammond AP-1
Pace Project No.: 92731696

Sample: HAM-INW-04 **Lab ID: 92731696008** Collected: 05/15/24 14:20 Received: 05/17/24 12:55 Matrix: Water

Parameters	Results	Units	Report Limit	MDL	DF	Prepared	Analyzed	CAS No.	Qual
6010D ATL ICP	Analytical Method: EPA 6010D Preparation Method: EPA 3010A								
	Pace Analytical Services - Peachtree Corners, GA								
Iron	**8.4**	mg/L	0.040	0.025	1	05/18/24 14:09	05/23/24 01:35	7439-89-6	
Manganese	**4.4**	mg/L	0.040	0.011	1	05/18/24 14:09	05/23/24 01:35	7439-96-5	
Potassium	**4.8**	mg/L	0.50	0.15	1	05/18/24 14:09	05/23/24 01:35	7440-09-7	
Sodium	**7.0**	mg/L	1.0	0.58	1	05/18/24 14:09	05/23/24 01:35	7440-23-5	
Calcium	**107**	mg/L	1.0	0.12	1	05/18/24 14:09	05/23/24 01:35	7440-70-2	
Magnesium	**13.1**	mg/L	0.050	0.012	1	05/18/24 14:09	05/23/24 01:35	7439-95-4	
6020 MET ICPMS	Analytical Method: EPA 6020B Preparation Method: EPA 3005A								
	Pace Analytical Services - Peachtree Corners, GA								
Antimony	ND	mg/L	0.0030	0.00054	1	05/18/24 14:00	05/22/24 15:49	7440-36-0	
Arsenic	**0.19**	mg/L	0.0050	0.00084	1	05/18/24 14:00	05/22/24 15:49	7440-38-2	
Barium	**0.043**	mg/L	0.0050	0.00047	1	05/18/24 14:00	05/22/24 15:49	7440-39-3	
Beryllium	ND	mg/L	0.00050	0.000094	1	05/18/24 14:00	05/22/24 15:49	7440-41-7	
Boron	**0.59**	mg/L	0.040	0.012	1	05/18/24 14:00	05/22/24 15:49	7440-42-8	
Cadmium	ND	mg/L	0.00050	0.00010	1	05/18/24 14:00	05/22/24 15:49	7440-43-9	
Chromium	ND	mg/L	0.0050	0.0019	1	05/18/24 14:00	05/22/24 15:49	7440-47-3	
Cobalt	**0.031**	mg/L	0.0050	0.00032	1	05/18/24 14:00	05/22/24 15:49	7440-48-4	
Lead	ND	mg/L	0.0010	0.00016	1	05/18/24 14:00	05/22/24 15:49	7439-92-1	
Lithium	**0.043**	mg/L	0.030	0.0016	1	05/18/24 14:00	05/22/24 15:49	7439-93-2	
Molybdenum	**0.015**	mg/L	0.010	0.00062	1	05/18/24 14:00	05/22/24 15:49	7439-98-7	
Selenium	ND	mg/L	0.0050	0.00096	1	05/18/24 14:00	05/22/24 15:49	7782-49-2	
Thallium	ND	mg/L	0.0010	0.00038	1	05/18/24 14:00	05/22/24 15:49	7440-28-0	
7470 Mercury	Analytical Method: EPA 7470A Preparation Method: EPA 7470A								
	Pace Analytical Services - Peachtree Corners, GA								
Mercury	ND	mg/L	0.00020	0.00013	1	05/24/24 08:30	05/24/24 13:07	7439-97-6	
2540C Total Dissolved Solids	Analytical Method: SM 2540C-2015								
	Pace Analytical Services - Peachtree Corners, GA								
Total Dissolved Solids	**483**	mg/L	25.0	25.0	1		05/20/24 12:19		
2320B Alkalinity	Analytical Method: SM 2320B-2011								
	Pace Analytical Services - Asheville								
Alkalinity,Bicarbonate (CaCO3)	**133**	mg/L	5.0	5.0	1		05/21/24 19:16		
Alkalinity,Carbonate (CaCO3)	ND	mg/L	5.0	5.0	1		05/21/24 19:16		
Alkalinity, Total as CaCO3	**133**	mg/L	5.0	5.0	1		05/21/24 19:16		
4500S2D Sulfide Water	Analytical Method: SM 4500-S2D-2011								
	Pace Analytical Services - Asheville								
Sulfide	ND	mg/L	0.10	0.022	1		05/22/24 05:13	18496-25-8	
300.0 IC Anions 28 Days	Analytical Method: EPA 300.0 Rev 2.1 1993								
	Pace Analytical Services - Asheville								
Chloride	**9.9**	mg/L	1.0	0.60	1		05/21/24 01:48	16887-00-6	

REPORT OF LABORATORY ANALYSIS

This report shall not be reproduced, except in full,
without the written consent of Pace Analytical Services, LLC.

Pace Analytical Services, LLC
9800 Kincey Ave. Suite 100
Huntersville, NC 28078
(704)875-9092

ANALYTICAL RESULTS

Project: Hammond AP-1
Pace Project No.: 92731696

Sample: HAM-INW-04 **Lab ID: 92731696008** Collected: 05/15/24 14:20 Received: 05/17/24 12:55 Matrix: Water

Parameters	Results	Units	Report Limit	MDL	DF	Prepared	Analyzed	CAS No.	Qual
300.0 IC Anions 28 Days	Analytical Method: EPA 300.0 Rev 2.1 1993 Pace Analytical Services - Asheville								
Fluoride	**0.28**	mg/L	0.10	0.050	1		05/21/24 01:48	16984-48-8	
Sulfate	**187**	mg/L	4.0	2.0	4		05/21/24 08:42	14808-79-8	

This report shall not be reproduced, except in full,
without the written consent of Pace Analytical Services, LLC.

Pace Analytical Services, LLC
9800 Kincey Ave. Suite 100
Huntersville, NC 28078
(704)875-9092

ANALYTICAL RESULTS

Project: Hammond AP-1
Pace Project No.: 92731696

Sample: HAM-INW-05 **Lab ID: 92731696009** Collected: 05/15/24 11:18 Received: 05/17/24 12:55 Matrix: Water

Parameters	Results	Units	Report Limit	MDL	DF	Prepared	Analyzed	CAS No.	Qual
6010D ATL ICP	Analytical Method: EPA 6010D Preparation Method: EPA 3010A								
	Pace Analytical Services - Peachtree Corners, GA								
Iron	**16.9**	mg/L	0.040	0.025	1	05/18/24 14:09	05/23/24 01:38	7439-89-6	
Manganese	**3.3**	mg/L	0.040	0.011	1	05/18/24 14:09	05/23/24 01:38	7439-96-5	
Potassium	**4.7**	mg/L	0.50	0.15	1	05/18/24 14:09	05/23/24 01:38	7440-09-7	
Sodium	**6.7**	mg/L	1.0	0.58	1	05/18/24 14:09	05/23/24 01:38	7440-23-5	
Calcium	**101**	mg/L	1.0	0.12	1	05/18/24 14:09	05/23/24 01:38	7440-70-2	
Magnesium	**11.8**	mg/L	0.050	0.012	1	05/18/24 14:09	05/23/24 01:38	7439-95-4	
6020 MET ICPMS	Analytical Method: EPA 6020B Preparation Method: EPA 3005A								
	Pace Analytical Services - Peachtree Corners, GA								
Antimony	ND	mg/L	0.0030	0.00054	1	05/18/24 14:00	05/22/24 15:53	7440-36-0	
Arsenic	**0.23**	mg/L	0.0050	0.00084	1	05/18/24 14:00	05/22/24 15:53	7440-38-2	
Barium	**0.033**	mg/L	0.0050	0.00047	1	05/18/24 14:00	05/22/24 15:53	7440-39-3	
Beryllium	**0.00012J**	mg/L	0.00050	0.000094	1	05/18/24 14:00	05/22/24 15:53	7440-41-7	
Boron	**0.51**	mg/L	0.040	0.012	1	05/18/24 14:00	05/22/24 15:53	7440-42-8	
Cadmium	ND	mg/L	0.00050	0.00010	1	05/18/24 14:00	05/22/24 15:53	7440-43-9	
Chromium	ND	mg/L	0.0050	0.0019	1	05/18/24 14:00	05/22/24 15:53	7440-47-3	
Cobalt	**0.026**	mg/L	0.0050	0.00032	1	05/18/24 14:00	05/22/24 15:53	7440-48-4	
Lead	ND	mg/L	0.0010	0.00016	1	05/18/24 14:00	05/22/24 15:53	7439-92-1	
Lithium	**0.057**	mg/L	0.030	0.0016	1	05/18/24 14:00	05/22/24 15:53	7439-93-2	
Molybdenum	**0.0096J**	mg/L	0.010	0.00062	1	05/18/24 14:00	05/22/24 15:53	7439-98-7	
Selenium	ND	mg/L	0.0050	0.00096	1	05/18/24 14:00	05/22/24 15:53	7782-49-2	
Thallium	ND	mg/L	0.0010	0.00038	1	05/18/24 14:00	05/22/24 15:53	7440-28-0	
7470 Mercury	Analytical Method: EPA 7470A Preparation Method: EPA 7470A								
	Pace Analytical Services - Peachtree Corners, GA								
Mercury	ND	mg/L	0.00020	0.00013	1	05/24/24 08:30	05/24/24 13:09	7439-97-6	
2540C Total Dissolved Solids	Analytical Method: SM 2540C-2015								
	Pace Analytical Services - Peachtree Corners, GA								
Total Dissolved Solids	**456**	mg/L	25.0	25.0	1		05/20/24 12:20		
2320B Alkalinity	Analytical Method: SM 2320B-2011								
	Pace Analytical Services - Asheville								
Alkalinity,Bicarbonate (CaCO3)	**123**	mg/L	5.0	5.0	1		05/21/24 19:25		
Alkalinity,Carbonate (CaCO3)	ND	mg/L	5.0	5.0	1		05/21/24 19:25		
Alkalinity, Total as CaCO3	**123**	mg/L	5.0	5.0	1		05/21/24 19:25		
4500S2D Sulfide Water	Analytical Method: SM 4500-S2D-2011								
	Pace Analytical Services - Asheville								
Sulfide	ND	mg/L	0.10	0.022	1		05/22/24 05:13	18496-25-8	
300.0 IC Anions 28 Days	Analytical Method: EPA 300.0 Rev 2.1 1993								
	Pace Analytical Services - Asheville								
Chloride	**6.9**	mg/L	1.0	0.60	1		05/21/24 02:02	16887-00-6	

This report shall not be reproduced, except in full,
without the written consent of Pace Analytical Services, LLC.

Pace Analytical Services, LLC
9800 Kincey Ave. Suite 100
Huntersville, NC 28078
(704)875-9092

ANALYTICAL RESULTS

Project: Hammond AP-1
Pace Project No.: 92731696

Sample: HAM-INW-05 **Lab ID: 92731696009** Collected: 05/15/24 11:18 Received: 05/17/24 12:55 Matrix: Water

Parameters	Results	Units	Report Limit	MDL	DF	Prepared	Analyzed	CAS No.	Qual
300.0 IC Anions 28 Days	Analytical Method: EPA 300.0 Rev 2.1 1993 Pace Analytical Services - Asheville								
Fluoride	**0.37**	mg/L	0.10	0.050	1		05/21/24 02:02	16984-48-8	
Sulfate	**181**	mg/L	4.0	2.0	4		05/21/24 08:56	14808-79-8	

This report shall not be reproduced, except in full,
without the written consent of Pace Analytical Services, LLC.

Pace Analytical Services, LLC
9800 Kincey Ave. Suite 100
Huntersville, NC 28078
(704)875-9092

ANALYTICAL RESULTS

Project: Hammond AP-1
Pace Project No.: 92731696

Sample: HAM-PT-07 **Lab ID: 92731696010** Collected: 05/16/24 12:16 Received: 05/17/24 12:55 Matrix: Water

Parameters	Results	Units	Report Limit	MDL	DF	Prepared	Analyzed	CAS No.	Qual
6010D ATL ICP	Analytical Method: EPA 6010D Preparation Method: EPA 3010A Pace Analytical Services - Peachtree Corners, GA								
Iron	**15.7**	mg/L	0.040	0.025	1	05/18/24 14:09	05/23/24 01:41	7439-89-6	
Manganese	**3.4**	mg/L	0.040	0.011	1	05/18/24 14:09	05/23/24 01:41	7439-96-5	
Potassium	**4.9**	mg/L	0.50	0.15	1	05/18/24 14:09	05/23/24 01:41	7440-09-7	
Sodium	**7.0**	mg/L	1.0	0.58	1	05/18/24 14:09	05/23/24 01:41	7440-23-5	
Calcium	**96.0**	mg/L	1.0	0.12	1	05/18/24 14:09	05/23/24 01:41	7440-70-2	
Magnesium	**12.1**	mg/L	0.050	0.012	1	05/18/24 14:09	05/23/24 01:41	7439-95-4	
6020 MET ICPMS	Analytical Method: EPA 6020B Preparation Method: EPA 3005A Pace Analytical Services - Peachtree Corners, GA								
Antimony	ND	mg/L	0.0030	0.00054	1	05/18/24 14:00	05/22/24 15:56	7440-36-0	
Arsenic	**0.27**	mg/L	0.0050	0.00084	1	05/18/24 14:00	05/22/24 15:56	7440-38-2	
Barium	**0.034**	mg/L	0.0050	0.00047	1	05/18/24 14:00	05/22/24 15:56	7440-39-3	
Beryllium	ND	mg/L	0.00050	0.000094	1	05/18/24 14:00	05/22/24 15:56	7440-41-7	
Boron	**0.50**	mg/L	0.040	0.012	1	05/18/24 14:00	05/22/24 15:56	7440-42-8	
Cadmium	ND	mg/L	0.00050	0.00010	1	05/18/24 14:00	05/22/24 15:56	7440-43-9	
Chromium	ND	mg/L	0.0050	0.0019	1	05/18/24 14:00	05/22/24 15:56	7440-47-3	
Cobalt	**0.052**	mg/L	0.0050	0.00032	1	05/18/24 14:00	05/22/24 15:56	7440-48-4	
Lead	ND	mg/L	0.0010	0.00016	1	05/18/24 14:00	05/22/24 15:56	7439-92-1	
Lithium	**0.056**	mg/L	0.030	0.0016	1	05/18/24 14:00	05/22/24 15:56	7439-93-2	
Molybdenum	**0.0093J**	mg/L	0.010	0.00062	1	05/18/24 14:00	05/22/24 15:56	7439-98-7	
Selenium	ND	mg/L	0.0050	0.00096	1	05/18/24 14:00	05/22/24 15:56	7782-49-2	
Thallium	ND	mg/L	0.0010	0.00038	1	05/18/24 14:00	05/22/24 15:56	7440-28-0	
7470 Mercury	Analytical Method: EPA 7470A Preparation Method: EPA 7470A Pace Analytical Services - Peachtree Corners, GA								
Mercury	ND	mg/L	0.00020	0.00013	1	05/24/24 08:30	05/24/24 13:12	7439-97-6	
2540C Total Dissolved Solids	Analytical Method: SM 2540C-2015 Pace Analytical Services - Peachtree Corners, GA								
Total Dissolved Solids	**450**	mg/L	25.0	25.0	1		05/20/24 12:22		
2320B Alkalinity	Analytical Method: SM 2320B-2011 Pace Analytical Services - Asheville								
Alkalinity,Bicarbonate (CaCO3)	**116**	mg/L	5.0	5.0	1		05/28/24 17:56		
Alkalinity,Carbonate (CaCO3)	ND	mg/L	5.0	5.0	1		05/28/24 17:56		
Alkalinity, Total as CaCO3	**116**	mg/L	5.0	5.0	1		05/28/24 17:56		
4500S2D Sulfide Water	Analytical Method: SM 4500-S2D-2011 Pace Analytical Services - Asheville								
Sulfide	ND	mg/L	0.10	0.022	1		05/22/24 05:16	18496-25-8	
300.0 IC Anions 28 Days	Analytical Method: EPA 300.0 Rev 2.1 1993 Pace Analytical Services - Asheville								
Chloride	**10**	mg/L	1.0	0.60	1		05/21/24 02:16	16887-00-6	

This report shall not be reproduced, except in full,
without the written consent of Pace Analytical Services, LLC.

Pace Analytical Services, LLC
9800 Kincey Ave. Suite 100
Huntersville, NC 28078
(704)875-9092

ANALYTICAL RESULTS

Project: Hammond AP-1
Pace Project No.: 92731696

Sample: HAM-PT-07 **Lab ID: 92731696010** Collected: 05/16/24 12:16 Received: 05/17/24 12:55 Matrix: Water

Parameters	Results	Units	Report Limit	MDL	DF	Prepared	Analyzed	CAS No.	Qual
300.0 IC Anions 28 Days	Analytical Method: EPA 300.0 Rev 2.1 1993 Pace Analytical Services - Asheville								
Fluoride	**0.31**	mg/L	0.10	0.050	1		05/21/24 02:16	16984-48-8	
Sulfate	**171**	mg/L	4.0	2.0	4		05/21/24 09:10	14808-79-8	

This report shall not be reproduced, except in full,
without the written consent of Pace Analytical Services, LLC.

Pace Analytical Services, LLC
9800 Kincey Ave. Suite 100
Huntersville, NC 28078
(704)875-9092

ANALYTICAL RESULTS

Project: Hammond AP-1
Pace Project No.: 92731696

Sample: HAM-PT-08 **Lab ID: 92731696011** Collected: 05/16/24 10:37 Received: 05/17/24 12:55 Matrix: Water

Parameters	Results	Units	Report Limit	MDL	DF	Prepared	Analyzed	CAS No.	Qual
6010D ATL ICP	Analytical Method: EPA 6010D Preparation Method: EPA 3010A Pace Analytical Services - Peachtree Corners, GA								
Iron	**8.0**	mg/L	0.040	0.025	1	05/18/24 14:09	05/23/24 01:45	7439-89-6	
Manganese	**3.3**	mg/L	0.040	0.011	1	05/18/24 14:09	05/23/24 01:45	7439-96-5	
Potassium	**4.8**	mg/L	0.50	0.15	1	05/18/24 14:09	05/23/24 01:45	7440-09-7	
Sodium	**7.2**	mg/L	1.0	0.58	1	05/18/24 14:09	05/23/24 01:45	7440-23-5	
Calcium	**89.4**	mg/L	1.0	0.12	1	05/18/24 14:09	05/23/24 01:45	7440-70-2	
Magnesium	**11.5**	mg/L	0.050	0.012	1	05/18/24 14:09	05/23/24 01:45	7439-95-4	
6020 MET ICPMS	Analytical Method: EPA 6020B Preparation Method: EPA 3005A Pace Analytical Services - Peachtree Corners, GA								
Antimony	ND	mg/L	0.0030	0.00054	1	05/18/24 14:00	05/22/24 16:00	7440-36-0	
Arsenic	**0.23**	mg/L	0.0050	0.00084	1	05/18/24 14:00	05/22/24 16:00	7440-38-2	
Barium	**0.041**	mg/L	0.0050	0.00047	1	05/18/24 14:00	05/22/24 16:00	7440-39-3	
Beryllium	ND	mg/L	0.00050	0.000094	1	05/18/24 14:00	05/22/24 16:00	7440-41-7	
Boron	**0.73**	mg/L	0.040	0.012	1	05/18/24 14:00	05/22/24 16:00	7440-42-8	
Cadmium	ND	mg/L	0.00050	0.00010	1	05/18/24 14:00	05/22/24 16:00	7440-43-9	
Chromium	ND	mg/L	0.0050	0.0019	1	05/18/24 14:00	05/22/24 16:00	7440-47-3	
Cobalt	**0.046**	mg/L	0.0050	0.00032	1	05/18/24 14:00	05/22/24 16:00	7440-48-4	
Lead	**0.0079**	mg/L	0.0010	0.00016	1	05/18/24 14:00	05/22/24 16:00	7439-92-1	
Lithium	**0.010J**	mg/L	0.030	0.0016	1	05/18/24 14:00	05/22/24 16:00	7439-93-2	
Molybdenum	**0.017**	mg/L	0.010	0.00062	1	05/18/24 14:00	05/22/24 16:00	7439-98-7	
Selenium	ND	mg/L	0.0050	0.00096	1	05/18/24 14:00	05/22/24 16:00	7782-49-2	
Thallium	ND	mg/L	0.0010	0.00038	1	05/18/24 14:00	05/22/24 16:00	7440-28-0	
7470 Mercury	Analytical Method: EPA 7470A Preparation Method: EPA 7470A Pace Analytical Services - Peachtree Corners, GA								
Mercury	ND	mg/L	0.00020	0.00013	1	05/24/24 08:30	05/24/24 13:14	7439-97-6	
2540C Total Dissolved Solids	Analytical Method: SM 2540C-2015 Pace Analytical Services - Peachtree Corners, GA								
Total Dissolved Solids	**410**	mg/L	25.0	25.0	1		05/20/24 12:22		
2320B Alkalinity	Analytical Method: SM 2320B-2011 Pace Analytical Services - Asheville								
Alkalinity,Bicarbonate (CaCO3)	**104**	mg/L	5.0	5.0	1		05/28/24 18:06		
Alkalinity,Carbonate (CaCO3)	ND	mg/L	5.0	5.0	1		05/28/24 18:06		
Alkalinity, Total as CaCO3	**104**	mg/L	5.0	5.0	1		05/28/24 18:06		
4500S2D Sulfide Water	Analytical Method: SM 4500-S2D-2011 Pace Analytical Services - Asheville								
Sulfide	ND	mg/L	0.10	0.022	1		05/22/24 05:17	18496-25-8	
300.0 IC Anions 28 Days	Analytical Method: EPA 300.0 Rev 2.1 1993 Pace Analytical Services - Asheville								
Chloride	**16.7**	mg/L	1.0	0.60	1		05/21/24 20:59	16887-00-6	

REPORT OF LABORATORY ANALYSIS

This report shall not be reproduced, except in full,
without the written consent of Pace Analytical Services, LLC.

Pace Analytical Services, LLC
9800 Kincey Ave. Suite 100
Huntersville, NC 28078
(704)875-9092

ANALYTICAL RESULTS

Project: Hammond AP-1
Pace Project No.: 92731696

Sample: HAM-PT-08 **Lab ID: 92731696011** Collected: 05/16/24 10:37 Received: 05/17/24 12:55 Matrix: Water

Parameters	Results	Units	Report Limit	MDL	DF	Prepared	Analyzed	CAS No.	Qual
300.0 IC Anions 28 Days	Analytical Method: EPA 300.0 Rev 2.1 1993 Pace Analytical Services - Asheville								
Fluoride	**0.19**	mg/L	0.10	0.050	1		05/21/24 20:59	16984-48-8	
Sulfate	**159**	mg/L	4.0	2.0	4		05/22/24 07:35	14808-79-8	

This report shall not be reproduced, except in full,
without the written consent of Pace Analytical Services, LLC.

Pace Analytical Services, LLC
9800 Kincey Ave. Suite 100
Huntersville, NC 28078
(704)875-9092

ANALYTICAL RESULTS

Project: Hammond AP-1
Pace Project No.: 92731696

Sample: HAM-PT-09 **Lab ID: 92731696012** Collected: 05/14/24 10:40 Received: 05/17/24 12:55 Matrix: Water

Parameters	Results	Units	Report Limit	MDL	DF	Prepared	Analyzed	CAS No.	Qual
6010D ATL ICP	Analytical Method: EPA 6010D Preparation Method: EPA 3010A Pace Analytical Services - Peachtree Corners, GA								
Iron	**0.42**	mg/L	0.040	0.025	1	05/18/24 14:09	05/23/24 01:48	7439-89-6	
Manganese	**0.19**	mg/L	0.040	0.011	1	05/18/24 14:09	05/23/24 01:48	7439-96-5	
Potassium	**6.1**	mg/L	0.50	0.15	1	05/18/24 14:09	05/23/24 01:48	7440-09-7	
Sodium	**9.3**	mg/L	1.0	0.58	1	05/18/24 14:09	05/23/24 01:48	7440-23-5	
Calcium	**82.8**	mg/L	1.0	0.12	1	05/18/24 14:09	05/23/24 01:48	7440-70-2	
Magnesium	**23.7**	mg/L	0.050	0.012	1	05/18/24 14:09	05/23/24 01:48	7439-95-4	
6020 MET ICPMS	Analytical Method: EPA 6020B Preparation Method: EPA 3005A Pace Analytical Services - Peachtree Corners, GA								
Antimony	ND	mg/L	0.0030	0.00054	1	05/18/24 14:00	05/22/24 16:04	7440-36-0	
Arsenic	ND	mg/L	0.0050	0.00084	1	05/18/24 14:00	05/22/24 16:04	7440-38-2	
Barium	**0.058**	mg/L	0.0050	0.00047	1	05/18/24 14:00	05/22/24 16:04	7440-39-3	
Beryllium	ND	mg/L	0.00050	0.000094	1	05/18/24 14:00	05/22/24 16:04	7440-41-7	
Boron	**1.4**	mg/L	0.040	0.012	1	05/18/24 14:00	05/22/24 16:04	7440-42-8	
Cadmium	**0.00015J**	mg/L	0.00050	0.00010	1	05/18/24 14:00	05/22/24 16:04	7440-43-9	
Chromium	ND	mg/L	0.0050	0.0019	1	05/18/24 14:00	05/22/24 16:04	7440-47-3	
Cobalt	**0.0012J**	mg/L	0.0050	0.00032	1	05/18/24 14:00	05/22/24 16:04	7440-48-4	
Lead	**0.00017J**	mg/L	0.0010	0.00016	1	05/18/24 14:00	05/22/24 16:04	7439-92-1	
Lithium	ND	mg/L	0.030	0.0016	1	05/18/24 14:00	05/22/24 16:04	7439-93-2	
Molybdenum	**0.27**	mg/L	0.010	0.00062	1	05/18/24 14:00	05/22/24 16:04	7439-98-7	
Selenium	ND	mg/L	0.0050	0.00096	1	05/18/24 14:00	05/22/24 16:04	7782-49-2	
Thallium	ND	mg/L	0.0010	0.00038	1	05/18/24 14:00	05/22/24 16:04	7440-28-0	
7470 Mercury	Analytical Method: EPA 7470A Preparation Method: EPA 7470A Pace Analytical Services - Peachtree Corners, GA								
Mercury	ND	mg/L	0.00020	0.00013	1	05/24/24 08:30	05/24/24 13:17	7439-97-6	
2540C Total Dissolved Solids	Analytical Method: SM 2540C-2015 Pace Analytical Services - Peachtree Corners, GA								
Total Dissolved Solids	**436**	mg/L	25.0	25.0	1		05/20/24 12:17		
2320B Alkalinity	Analytical Method: SM 2320B-2011 Pace Analytical Services - Asheville								
Alkalinity,Bicarbonate (CaCO3)	**139**	mg/L	5.0	5.0	1		05/21/24 17:10		
Alkalinity,Carbonate (CaCO3)	ND	mg/L	5.0	5.0	1		05/21/24 17:10		
Alkalinity, Total as CaCO3	**139**	mg/L	5.0	5.0	1		05/21/24 17:10		M1
4500S2D Sulfide Water	Analytical Method: SM 4500-S2D-2011 Pace Analytical Services - Asheville								
Sulfide	ND	mg/L	0.10	0.022	1		05/20/24 23:46	18496-25-8	
300.0 IC Anions 28 Days	Analytical Method: EPA 300.0 Rev 2.1 1993 Pace Analytical Services - Asheville								
Chloride	**44.4**	mg/L	1.0	0.60	1		05/21/24 02:29	16887-00-6	

This report shall not be reproduced, except in full,
without the written consent of Pace Analytical Services, LLC.

Pace Analytical Services, LLC
9800 Kincey Ave. Suite 100
Huntersville, NC 28078
(704)875-9092

ANALYTICAL RESULTS

Project: Hammond AP-1
Pace Project No.: 92731696

Sample: HAM-PT-09 **Lab ID: 92731696012** Collected: 05/14/24 10:40 Received: 05/17/24 12:55 Matrix: Water

Parameters	Results	Units	Report Limit	MDL	DF	Prepared	Analyzed	CAS No.	Qual
300.0 IC Anions 28 Days	Analytical Method: EPA 300.0 Rev 2.1 1993 Pace Analytical Services - Asheville								
Fluoride	**0.37**	mg/L	0.10	0.050	1		05/21/24 02:29	16984-48-8	
Sulfate	**130**	mg/L	3.0	1.5	3		05/21/24 10:07	14808-79-8	M1

This report shall not be reproduced, except in full,
without the written consent of Pace Analytical Services, LLC.

Pace Analytical Services, LLC
9800 Kincey Ave. Suite 100
Huntersville, NC 28078
(704)875-9092

ANALYTICAL RESULTS

Project: Hammond AP-1
Pace Project No.: 92731696

Sample: HAM-PT-10 **Lab ID: 92731696013** Collected: 05/15/24 11:52 Received: 05/17/24 12:55 Matrix: Water

Parameters	Results	Units	Report Limit	MDL	DF	Prepared	Analyzed	CAS No.	Qual
6010D ATL ICP	Analytical Method: EPA 6010D Preparation Method: EPA 3010A								
	Pace Analytical Services - Peachtree Corners, GA								
Iron	**0.24**	mg/L	0.040	0.025	1	05/18/24 14:09	05/23/24 01:51	7439-89-6	
Manganese	**0.74**	mg/L	0.040	0.011	1	05/18/24 14:09	05/23/24 01:51	7439-96-5	
Potassium	**6.7**	mg/L	0.50	0.15	1	05/18/24 14:09	05/23/24 01:51	7440-09-7	
Sodium	**9.2**	mg/L	1.0	0.58	1	05/18/24 14:09	05/23/24 01:51	7440-23-5	
Calcium	**108**	mg/L	1.0	0.12	1	05/18/24 14:09	05/23/24 01:51	7440-70-2	
Magnesium	**14.3**	mg/L	0.050	0.012	1	05/18/24 14:09	05/23/24 01:51	7439-95-4	
6020 MET ICPMS	Analytical Method: EPA 6020B Preparation Method: EPA 3005A								
	Pace Analytical Services - Peachtree Corners, GA								
Antimony	ND	mg/L	0.0030	0.00054	1	05/18/24 14:00	05/22/24 16:07	7440-36-0	
Arsenic	ND	mg/L	0.0050	0.00084	1	05/18/24 14:00	05/22/24 16:07	7440-38-2	
Barium	**0.054**	mg/L	0.0050	0.00047	1	05/18/24 14:00	05/22/24 16:07	7440-39-3	
Beryllium	ND	mg/L	0.00050	0.000094	1	05/18/24 14:00	05/22/24 16:07	7440-41-7	
Boron	**1.5**	mg/L	0.040	0.012	1	05/18/24 14:00	05/22/24 16:07	7440-42-8	
Cadmium	ND	mg/L	0.00050	0.00010	1	05/18/24 14:00	05/22/24 16:07	7440-43-9	
Chromium	ND	mg/L	0.0050	0.0019	1	05/18/24 14:00	05/22/24 16:07	7440-47-3	
Cobalt	**0.0016J**	mg/L	0.0050	0.00032	1	05/18/24 14:00	05/22/24 16:07	7440-48-4	
Lead	ND	mg/L	0.0010	0.00016	1	05/18/24 14:00	05/22/24 16:07	7439-92-1	
Lithium	ND	mg/L	0.030	0.0016	1	05/18/24 14:00	05/22/24 16:07	7439-93-2	
Molybdenum	**0.092**	mg/L	0.010	0.00062	1	05/18/24 14:00	05/22/24 16:07	7439-98-7	
Selenium	ND	mg/L	0.0050	0.00096	1	05/18/24 14:00	05/22/24 16:07	7782-49-2	
Thallium	ND	mg/L	0.0010	0.00038	1	05/18/24 14:00	05/22/24 16:07	7440-28-0	
7470 Mercury	Analytical Method: EPA 7470A Preparation Method: EPA 7470A								
	Pace Analytical Services - Peachtree Corners, GA								
Mercury	ND	mg/L	0.00020	0.00013	1	05/24/24 08:30	05/24/24 13:25	7439-97-6	
2540C Total Dissolved Solids	Analytical Method: SM 2540C-2015								
	Pace Analytical Services - Peachtree Corners, GA								
Total Dissolved Solids	**503**	mg/L	25.0	25.0	1		05/20/24 12:20		
2320B Alkalinity	Analytical Method: SM 2320B-2011								
	Pace Analytical Services - Asheville								
Alkalinity,Bicarbonate (CaCO3)	**132**	mg/L	5.0	5.0	1		05/21/24 19:35		
Alkalinity,Carbonate (CaCO3)	ND	mg/L	5.0	5.0	1		05/21/24 19:35		
Alkalinity, Total as CaCO3	**132**	mg/L	5.0	5.0	1		05/21/24 19:35		
4500S2D Sulfide Water	Analytical Method: SM 4500-S2D-2011								
	Pace Analytical Services - Asheville								
Sulfide	ND	mg/L	0.10	0.022	1		05/22/24 05:13	18496-25-8	
300.0 IC Anions 28 Days	Analytical Method: EPA 300.0 Rev 2.1 1993								
	Pace Analytical Services - Asheville								
Chloride	**50.1**	mg/L	1.0	0.60	1		05/21/24 03:11	16887-00-6	

REPORT OF LABORATORY ANALYSIS

This report shall not be reproduced, except in full,
without the written consent of Pace Analytical Services, LLC.

Pace Analytical Services, LLC
9800 Kincey Ave. Suite 100
Huntersville, NC 28078
(704)875-9092

ANALYTICAL RESULTS

Project: Hammond AP-1
Pace Project No.: 92731696

Sample: HAM-PT-10 **Lab ID: 92731696013** Collected: 05/15/24 11:52 Received: 05/17/24 12:55 Matrix: Water

Parameters	Results	Units	Report Limit	MDL	DF	Prepared	Analyzed	CAS No.	Qual
300.0 IC Anions 28 Days	Analytical Method: EPA 300.0 Rev 2.1 1993 Pace Analytical Services - Asheville								
Fluoride	**0.22**	mg/L	0.10	0.050	1		05/21/24 03:11	16984-48-8	
Sulfate	**146**	mg/L	3.0	1.5	3		05/21/24 10:48	14808-79-8	

This report shall not be reproduced, except in full,
without the written consent of Pace Analytical Services, LLC.

Pace Analytical Services, LLC
9800 Kincey Ave. Suite 100
Huntersville, NC 28078
(704)875-9092

ANALYTICAL RESULTS

Project: Hammond AP-1
Pace Project No.: 92731696

Sample: HAM-PT-11 **Lab ID: 92731696014** Collected: 05/14/24 15:20 Received: 05/17/24 12:55 Matrix: Water

Parameters	Results	Units	Report Limit	MDL	DF	Prepared	Analyzed	CAS No.	Qual
6010D ATL ICP	Analytical Method: EPA 6010D Preparation Method: EPA 3010A								
	Pace Analytical Services - Peachtree Corners, GA								
Iron	ND	mg/L	0.040	0.025	1	05/18/24 14:09	05/23/24 01:55	7439-89-6	
Manganese	**0.28**	mg/L	0.040	0.011	1	05/18/24 14:09	05/23/24 01:55	7439-96-5	
Potassium	**6.0**	mg/L	0.50	0.15	1	05/18/24 14:09	05/23/24 01:55	7440-09-7	
Sodium	**8.8**	mg/L	1.0	0.58	1	05/18/24 14:09	05/23/24 01:55	7440-23-5	
Calcium	**90.9**	mg/L	1.0	0.12	1	05/18/24 14:09	05/23/24 01:55	7440-70-2	
Magnesium	**16.2**	mg/L	0.050	0.012	1	05/18/24 14:09	05/23/24 01:55	7439-95-4	
6020 MET ICPMS	Analytical Method: EPA 6020B Preparation Method: EPA 3005A								
	Pace Analytical Services - Peachtree Corners, GA								
Antimony	ND	mg/L	0.0030	0.00054	1	05/18/24 14:00	05/22/24 16:11	7440-36-0	
Arsenic	ND	mg/L	0.0050	0.00084	1	05/18/24 14:00	05/22/24 16:11	7440-38-2	
Barium	**0.057**	mg/L	0.0050	0.00047	1	05/18/24 14:00	05/22/24 16:11	7440-39-3	
Beryllium	ND	mg/L	0.00050	0.000094	1	05/18/24 14:00	05/22/24 16:11	7440-41-7	
Boron	**1.6**	mg/L	0.040	0.012	1	05/18/24 14:00	05/22/24 16:11	7440-42-8	
Cadmium	**0.00013J**	mg/L	0.00050	0.00010	1	05/18/24 14:00	05/22/24 16:11	7440-43-9	
Chromium	ND	mg/L	0.0050	0.0019	1	05/18/24 14:00	05/22/24 16:11	7440-47-3	
Cobalt	**0.0016J**	mg/L	0.0050	0.00032	1	05/18/24 14:00	05/22/24 16:11	7440-48-4	
Lead	ND	mg/L	0.0010	0.00016	1	05/18/24 14:00	05/22/24 16:11	7439-92-1	
Lithium	ND	mg/L	0.030	0.0016	1	05/18/24 14:00	05/22/24 16:11	7439-93-2	
Molybdenum	**0.24**	mg/L	0.010	0.00062	1	05/18/24 14:00	05/22/24 16:11	7439-98-7	
Selenium	ND	mg/L	0.0050	0.00096	1	05/18/24 14:00	05/22/24 16:11	7782-49-2	
Thallium	ND	mg/L	0.0010	0.00038	1	05/18/24 14:00	05/22/24 16:11	7440-28-0	
7470 Mercury	Analytical Method: EPA 7470A Preparation Method: EPA 7470A								
	Pace Analytical Services - Peachtree Corners, GA								
Mercury	ND	mg/L	0.00020	0.00013	1	05/24/24 08:30	05/24/24 13:28	7439-97-6	
2540C Total Dissolved Solids	Analytical Method: SM 2540C-2015								
	Pace Analytical Services - Peachtree Corners, GA								
Total Dissolved Solids	**441**	mg/L	25.0	25.0	1		05/20/24 12:17		
2320B Alkalinity	Analytical Method: SM 2320B-2011								
	Pace Analytical Services - Asheville								
Alkalinity,Bicarbonate (CaCO3)	**125**	mg/L	5.0	5.0	1		05/21/24 17:33		
Alkalinity,Carbonate (CaCO3)	ND	mg/L	5.0	5.0	1		05/21/24 17:33		
Alkalinity, Total as CaCO3	**125**	mg/L	5.0	5.0	1		05/21/24 17:33		
4500S2D Sulfide Water	Analytical Method: SM 4500-S2D-2011								
	Pace Analytical Services - Asheville								
Sulfide	ND	mg/L	0.10	0.022	1		05/20/24 23:46	18496-25-8	
300.0 IC Anions 28 Days	Analytical Method: EPA 300.0 Rev 2.1 1993								
	Pace Analytical Services - Asheville								
Chloride	**41.4**	mg/L	1.0	0.60	1		05/21/24 03:25	16887-00-6	

REPORT OF LABORATORY ANALYSIS

This report shall not be reproduced, except in full,
without the written consent of Pace Analytical Services, LLC.

Pace Analytical Services, LLC
9800 Kincey Ave. Suite 100
Huntersville, NC 28078
(704)875-9092

ANALYTICAL RESULTS

Project: Hammond AP-1
Pace Project No.: 92731696

Sample: HAM-PT-11 **Lab ID: 92731696014** Collected: 05/14/24 15:20 Received: 05/17/24 12:55 Matrix: Water

Parameters	Results	Units	Report Limit	MDL	DF	Prepared	Analyzed	CAS No.	Qual
300.0 IC Anions 28 Days	Analytical Method: EPA 300.0 Rev 2.1 1993 Pace Analytical Services - Asheville								
Fluoride	**0.34**	mg/L	0.10	0.050	1		05/21/24 03:25	16984-48-8	
Sulfate	**122**	mg/L	3.0	1.5	3		05/21/24 11:03	14808-79-8	

This report shall not be reproduced, except in full,
without the written consent of Pace Analytical Services, LLC.

Pace Analytical Services, LLC
9800 Kincey Ave. Suite 100
Huntersville, NC 28078
(704)875-9092

ANALYTICAL RESULTS

Project: Hammond AP-1
Pace Project No.: 92731696

Sample: HAM-PT-12 **Lab ID: 92731696015** Collected: 05/14/24 12:05 Received: 05/17/24 12:55 Matrix: Water

Parameters	Results	Units	Report Limit	MDL	DF	Prepared	Analyzed	CAS No.	Qual
6010D ATL ICP	Analytical Method: EPA 6010D Preparation Method: EPA 3010A								
	Pace Analytical Services - Peachtree Corners, GA								
Iron	**0.33**	mg/L	0.040	0.025	1	05/18/24 14:09	05/23/24 01:59	7439-89-6	
Manganese	**1.0**	mg/L	0.040	0.011	1	05/18/24 14:09	05/23/24 01:59	7439-96-5	
Potassium	**6.8**	mg/L	0.50	0.15	1	05/18/24 14:09	05/23/24 01:59	7440-09-7	
Sodium	**11.8**	mg/L	1.0	0.58	1	05/18/24 14:09	05/23/24 01:59	7440-23-5	
Calcium	**99.7**	mg/L	1.0	0.12	1	05/18/24 14:09	05/23/24 01:59	7440-70-2	
Magnesium	**16.6**	mg/L	0.050	0.012	1	05/18/24 14:09	05/23/24 01:59	7439-95-4	
6020 MET ICPMS	Analytical Method: EPA 6020B Preparation Method: EPA 3005A								
	Pace Analytical Services - Peachtree Corners, GA								
Antimony	ND	mg/L	0.0030	0.00054	1	05/18/24 14:00	05/22/24 16:15	7440-36-0	
Arsenic	ND	mg/L	0.0050	0.00084	1	05/18/24 14:00	05/22/24 16:15	7440-38-2	
Barium	**0.069**	mg/L	0.0050	0.00047	1	05/18/24 14:00	05/22/24 16:15	7440-39-3	
Beryllium	ND	mg/L	0.00050	0.000094	1	05/18/24 14:00	05/22/24 16:15	7440-41-7	
Boron	**1.6**	mg/L	0.040	0.012	1	05/18/24 14:00	05/22/24 16:15	7440-42-8	
Cadmium	**0.00014J**	mg/L	0.00050	0.00010	1	05/18/24 14:00	05/22/24 16:15	7440-43-9	
Chromium	ND	mg/L	0.0050	0.0019	1	05/18/24 14:00	05/22/24 16:15	7440-47-3	
Cobalt	**0.0044J**	mg/L	0.0050	0.00032	1	05/18/24 14:00	05/22/24 16:15	7440-48-4	
Lead	**0.00017J**	mg/L	0.0010	0.00016	1	05/18/24 14:00	05/22/24 16:15	7439-92-1	
Lithium	ND	mg/L	0.030	0.0016	1	05/18/24 14:00	05/22/24 16:15	7439-93-2	
Molybdenum	**0.085**	mg/L	0.010	0.00062	1	05/18/24 14:00	05/22/24 16:15	7439-98-7	
Selenium	ND	mg/L	0.0050	0.00096	1	05/18/24 14:00	05/22/24 16:15	7782-49-2	
Thallium	ND	mg/L	0.0010	0.00038	1	05/18/24 14:00	05/22/24 16:15	7440-28-0	
7470 Mercury	Analytical Method: EPA 7470A Preparation Method: EPA 7470A								
	Pace Analytical Services - Peachtree Corners, GA								
Mercury	ND	mg/L	0.00020	0.00013	1	05/24/24 08:30	05/24/24 13:30	7439-97-6	
2540C Total Dissolved Solids	Analytical Method: SM 2540C-2015								
	Pace Analytical Services - Peachtree Corners, GA								
Total Dissolved Solids	**523**	mg/L	25.0	25.0	1		05/20/24 12:17		
2320B Alkalinity	Analytical Method: SM 2320B-2011								
	Pace Analytical Services - Asheville								
Alkalinity,Bicarbonate (CaCO3)	**129**	mg/L	5.0	5.0	1		05/21/24 17:51		
Alkalinity,Carbonate (CaCO3)	ND	mg/L	5.0	5.0	1		05/21/24 17:51		
Alkalinity, Total as CaCO3	**129**	mg/L	5.0	5.0	1		05/21/24 17:51		
4500S2D Sulfide Water	Analytical Method: SM 4500-S2D-2011								
	Pace Analytical Services - Asheville								
Sulfide	ND	mg/L	0.10	0.022	1		05/20/24 23:47	18496-25-8	
300.0 IC Anions 28 Days	Analytical Method: EPA 300.0 Rev 2.1 1993								
	Pace Analytical Services - Asheville								
Chloride	**50.3**	mg/L	1.0	0.60	1		05/21/24 03:38	16887-00-6	

This report shall not be reproduced, except in full,
without the written consent of Pace Analytical Services, LLC.

Pace Analytical Services, LLC
9800 Kincey Ave. Suite 100
Huntersville, NC 28078
(704)875-9092

ANALYTICAL RESULTS

Project: Hammond AP-1
Pace Project No.: 92731696

Sample: HAM-PT-12 **Lab ID: 92731696015** Collected: 05/14/24 12:05 Received: 05/17/24 12:55 Matrix: Water

Parameters	Results	Units	Report Limit	MDL	DF	Prepared	Analyzed	CAS No.	Qual
300.0 IC Anions 28 Days	Analytical Method: EPA 300.0 Rev 2.1 1993 Pace Analytical Services - Asheville								
Fluoride	**0.20**	mg/L	0.10	0.050	1		05/21/24 03:38	16984-48-8	
Sulfate	**125**	mg/L	3.0	1.5	3		05/21/24 11:17	14808-79-8	

This report shall not be reproduced, except in full,
without the written consent of Pace Analytical Services, LLC.

Pace Analytical Services, LLC
9800 Kincey Ave. Suite 100
Huntersville, NC 28078
(704)875-9092

ANALYTICAL RESULTS

Project: Hammond AP-1
Pace Project No.: 92731696

Sample: HAM-PT-13 **Lab ID: 92731696016** Collected: 05/15/24 18:45 Received: 05/17/24 12:55 Matrix: Water

Parameters	Results	Units	Report Limit	MDL	DF	Prepared	Analyzed	CAS No.	Qual
6010D ATL ICP	Analytical Method: EPA 6010D Preparation Method: EPA 3010A								
	Pace Analytical Services - Peachtree Corners, GA								
Iron	**15.0**	mg/L	0.040	0.025	1	05/18/24 14:09	05/23/24 02:02	7439-89-6	
Manganese	**3.6**	mg/L	0.040	0.011	1	05/18/24 14:09	05/23/24 02:02	7439-96-5	
Potassium	**5.0**	mg/L	0.50	0.15	1	05/18/24 14:09	05/23/24 02:02	7440-09-7	
Sodium	**7.8**	mg/L	1.0	0.58	1	05/18/24 14:09	05/23/24 02:02	7440-23-5	
Calcium	**99.2**	mg/L	1.0	0.12	1	05/18/24 14:09	05/23/24 02:02	7440-70-2	
Magnesium	**12.0**	mg/L	0.050	0.012	1	05/18/24 14:09	05/23/24 02:02	7439-95-4	
6020 MET ICPMS	Analytical Method: EPA 6020B Preparation Method: EPA 3005A								
	Pace Analytical Services - Peachtree Corners, GA								
Antimony	ND	mg/L	0.0030	0.00054	1	05/18/24 14:00	05/22/24 16:19	7440-36-0	
Arsenic	**0.29**	mg/L	0.0050	0.00084	1	05/18/24 14:00	05/22/24 16:19	7440-38-2	
Barium	**0.033**	mg/L	0.0050	0.00047	1	05/18/24 14:00	05/22/24 16:19	7440-39-3	
Beryllium	ND	mg/L	0.00050	0.000094	1	05/18/24 14:00	05/22/24 16:19	7440-41-7	
Boron	**0.52**	mg/L	0.040	0.012	1	05/18/24 14:00	05/22/24 16:19	7440-42-8	
Cadmium	ND	mg/L	0.00050	0.00010	1	05/18/24 14:00	05/22/24 16:19	7440-43-9	
Chromium	ND	mg/L	0.0050	0.0019	1	05/18/24 14:00	05/22/24 16:19	7440-47-3	
Cobalt	**0.024**	mg/L	0.0050	0.00032	1	05/18/24 14:00	05/22/24 16:19	7440-48-4	
Lead	ND	mg/L	0.0010	0.00016	1	05/18/24 14:00	05/22/24 16:19	7439-92-1	
Lithium	**0.058**	mg/L	0.030	0.0016	1	05/18/24 14:00	05/22/24 16:19	7439-93-2	
Molybdenum	**0.0087J**	mg/L	0.010	0.00062	1	05/18/24 14:00	05/22/24 16:19	7439-98-7	
Selenium	ND	mg/L	0.0050	0.00096	1	05/18/24 14:00	05/22/24 16:19	7782-49-2	
Thallium	ND	mg/L	0.0010	0.00038	1	05/18/24 14:00	05/22/24 16:19	7440-28-0	
7470 Mercury	Analytical Method: EPA 7470A Preparation Method: EPA 7470A								
	Pace Analytical Services - Peachtree Corners, GA								
Mercury	ND	mg/L	0.00020	0.00013	1	05/24/24 08:30	05/24/24 13:33	7439-97-6	
2540C Total Dissolved Solids	Analytical Method: SM 2540C-2015								
	Pace Analytical Services - Peachtree Corners, GA								
Total Dissolved Solids	**459**	mg/L	25.0	25.0	1		05/20/24 12:21		
2320B Alkalinity	Analytical Method: SM 2320B-2011								
	Pace Analytical Services - Asheville								
Alkalinity,Bicarbonate (CaCO3)	**111**	mg/L	5.0	5.0	1		05/21/24 19:44		
Alkalinity,Carbonate (CaCO3)	ND	mg/L	5.0	5.0	1		05/21/24 19:44		
Alkalinity, Total as CaCO3	**111**	mg/L	5.0	5.0	1		05/21/24 19:44		
4500S2D Sulfide Water	Analytical Method: SM 4500-S2D-2011								
	Pace Analytical Services - Asheville								
Sulfide	ND	mg/L	0.10	0.022	1		05/22/24 05:14	18496-25-8	
300.0 IC Anions 28 Days	Analytical Method: EPA 300.0 Rev 2.1 1993								
	Pace Analytical Services - Asheville								
Chloride	**9.5**	mg/L	1.0	0.60	1		05/21/24 04:20	16887-00-6	

REPORT OF LABORATORY ANALYSIS

This report shall not be reproduced, except in full,
without the written consent of Pace Analytical Services, LLC.

Pace Analytical Services, LLC
9800 Kincey Ave. Suite 100
Huntersville, NC 28078
(704)875-9092

ANALYTICAL RESULTS

Project: Hammond AP-1
Pace Project No.: 92731696

Sample: HAM-PT-13 **Lab ID: 92731696016** Collected: 05/15/24 18:45 Received: 05/17/24 12:55 Matrix: Water

Parameters	Results	Units	Report Limit	MDL	DF	Prepared	Analyzed	CAS No.	Qual
300.0 IC Anions 28 Days	Analytical Method: EPA 300.0 Rev 2.1 1993 Pace Analytical Services - Asheville								
Fluoride	**0.34**	mg/L	0.10	0.050	1		05/21/24 04:20	16984-48-8	
Sulfate	**190**	mg/L	4.0	2.0	4		05/21/24 11:31	14808-79-8	

This report shall not be reproduced, except in full,
without the written consent of Pace Analytical Services, LLC.

Pace Analytical Services, LLC
9800 Kincey Ave. Suite 100
Huntersville, NC 28078
(704)875-9092

ANALYTICAL RESULTS

Project: Hammond AP-1
Pace Project No.: 92731696

Sample: HAM-PT-14 **Lab ID: 92731696017** Collected: 05/15/24 18:27 Received: 05/17/24 12:55 Matrix: Water

Parameters	Results	Units	Report Limit	MDL	DF	Prepared	Analyzed	CAS No.	Qual
6010D ATL ICP	Analytical Method: EPA 6010D Preparation Method: EPA 3010A								
	Pace Analytical Services - Peachtree Corners, GA								
Iron	**14.9**	mg/L	0.040	0.025	1	05/18/24 14:09	05/23/24 02:05	7439-89-6	
Manganese	**3.1**	mg/L	0.040	0.011	1	05/18/24 14:09	05/23/24 02:05	7439-96-5	
Potassium	**5.0**	mg/L	0.50	0.15	1	05/18/24 14:09	05/23/24 02:05	7440-09-7	
Sodium	**6.7**	mg/L	1.0	0.58	1	05/18/24 14:09	05/23/24 02:05	7440-23-5	
Calcium	**97.4**	mg/L	1.0	0.12	1	05/18/24 14:09	05/23/24 02:05	7440-70-2	
Magnesium	**12.7**	mg/L	0.050	0.012	1	05/18/24 14:09	05/23/24 02:05	7439-95-4	
6020 MET ICPMS	Analytical Method: EPA 6020B Preparation Method: EPA 3005A								
	Pace Analytical Services - Peachtree Corners, GA								
Antimony	ND	mg/L	0.0030	0.00054	1	05/18/24 14:00	05/22/24 16:33	7440-36-0	
Arsenic	**0.21**	mg/L	0.0050	0.00084	1	05/18/24 14:00	05/22/24 16:33	7440-38-2	
Barium	**0.038**	mg/L	0.0050	0.00047	1	05/18/24 14:00	05/22/24 16:33	7440-39-3	
Beryllium	**0.00016J**	mg/L	0.00050	0.000094	1	05/18/24 14:00	05/22/24 16:33	7440-41-7	
Boron	**0.51**	mg/L	0.040	0.012	1	05/18/24 14:00	05/22/24 16:33	7440-42-8	
Cadmium	ND	mg/L	0.00050	0.00010	1	05/18/24 14:00	05/22/24 16:33	7440-43-9	
Chromium	ND	mg/L	0.0050	0.0019	1	05/18/24 14:00	05/22/24 16:33	7440-47-3	
Cobalt	**0.020**	mg/L	0.0050	0.00032	1	05/18/24 14:00	05/22/24 16:33	7440-48-4	
Lead	**0.00046J**	mg/L	0.0010	0.00016	1	05/18/24 14:00	05/22/24 16:33	7439-92-1	
Lithium	**0.051**	mg/L	0.030	0.0016	1	05/18/24 14:00	05/22/24 16:33	7439-93-2	
Molybdenum	**0.011**	mg/L	0.010	0.00062	1	05/18/24 14:00	05/22/24 16:33	7439-98-7	
Selenium	ND	mg/L	0.0050	0.00096	1	05/18/24 14:00	05/22/24 16:33	7782-49-2	
Thallium	ND	mg/L	0.0010	0.00038	1	05/18/24 14:00	05/22/24 16:33	7440-28-0	
7470 Mercury	Analytical Method: EPA 7470A Preparation Method: EPA 7470A								
	Pace Analytical Services - Peachtree Corners, GA								
Mercury	ND	mg/L	0.00020	0.00013	1	05/24/24 08:30	05/24/24 13:35	7439-97-6	
2540C Total Dissolved Solids	Analytical Method: SM 2540C-2015								
	Pace Analytical Services - Peachtree Corners, GA								
Total Dissolved Solids	**461**	mg/L	25.0	25.0	1		05/20/24 12:21		
2320B Alkalinity	Analytical Method: SM 2320B-2011								
	Pace Analytical Services - Asheville								
Alkalinity,Bicarbonate (CaCO3)	**121**	mg/L	5.0	5.0	1		05/21/24 19:53		
Alkalinity,Carbonate (CaCO3)	ND	mg/L	5.0	5.0	1		05/21/24 19:53		
Alkalinity, Total as CaCO3	**121**	mg/L	5.0	5.0	1		05/21/24 19:53		
4500S2D Sulfide Water	Analytical Method: SM 4500-S2D-2011								
	Pace Analytical Services - Asheville								
Sulfide	ND	mg/L	0.10	0.022	1		05/22/24 05:14	18496-25-8	
300.0 IC Anions 28 Days	Analytical Method: EPA 300.0 Rev 2.1 1993								
	Pace Analytical Services - Asheville								
Chloride	**10.5**	mg/L	1.0	0.60	1		05/21/24 04:34	16887-00-6	

This report shall not be reproduced, except in full,
without the written consent of Pace Analytical Services, LLC.

Pace Analytical Services, LLC
9800 Kincey Ave. Suite 100
Huntersville, NC 28078
(704)875-9092

ANALYTICAL RESULTS

Project: Hammond AP-1
Pace Project No.: 92731696

Sample: HAM-PT-14 **Lab ID: 92731696017** Collected: 05/15/24 18:27 Received: 05/17/24 12:55 Matrix: Water

Parameters	Results	Units	Report Limit	MDL	DF	Prepared	Analyzed	CAS No.	Qual
300.0 IC Anions 28 Days	Analytical Method: EPA 300.0 Rev 2.1 1993 Pace Analytical Services - Asheville								
Fluoride	**0.26**	mg/L	0.10	0.050	1		05/21/24 04:34	16984-48-8	
Sulfate	**175**	mg/L	4.0	2.0	4		05/21/24 11:44	14808-79-8	

This report shall not be reproduced, except in full,
without the written consent of Pace Analytical Services, LLC.

Pace Analytical Services, LLC
9800 Kincey Ave. Suite 100
Huntersville, NC 28078
(704)875-9092

ANALYTICAL RESULTS

Project: Hammond AP-1
Pace Project No.: 92731696

Sample: HAM-PT-15 **Lab ID: 92731696018** Collected: 05/15/24 16:10 Received: 05/17/24 12:55 Matrix: Water

Parameters	Results	Units	Report Limit	MDL	DF	Prepared	Analyzed	CAS No.	Qual
6010D ATL ICP	Analytical Method: EPA 6010D Preparation Method: EPA 3010A Pace Analytical Services - Peachtree Corners, GA								
Sodium	**8.1**	mg/L	1.0	0.58	1	05/18/24 14:09	05/24/24 11:31	7440-23-5	
Iron	**9.2**	mg/L	0.040	0.025	1	05/18/24 14:09	05/23/24 02:16	7439-89-6	
Manganese	**5.7**	mg/L	0.040	0.011	1	05/18/24 14:09	05/23/24 02:16	7439-96-5	
Potassium	**5.3**	mg/L	0.50	0.15	1	05/18/24 14:09	05/23/24 02:16	7440-09-7	
Calcium	**141**	mg/L	1.0	0.12	1	05/18/24 14:09	05/23/24 02:16	7440-70-2	
Magnesium	**16.1**	mg/L	0.050	0.012	1	05/18/24 14:09	05/23/24 02:16	7439-95-4	
6020 MET ICPMS	Analytical Method: EPA 6020B Preparation Method: EPA 3005A Pace Analytical Services - Peachtree Corners, GA								
Antimony	ND	mg/L	0.0030	0.00054	1	05/18/24 14:00	05/22/24 16:37	7440-36-0	
Arsenic	**0.39**	mg/L	0.0050	0.00084	1	05/18/24 14:00	05/22/24 16:37	7440-38-2	
Barium	**0.043**	mg/L	0.0050	0.00047	1	05/18/24 14:00	05/22/24 16:37	7440-39-3	
Beryllium	ND	mg/L	0.00050	0.000094	1	05/18/24 14:00	05/22/24 16:37	7440-41-7	
Boron	**0.76**	mg/L	0.040	0.012	1	05/18/24 14:00	05/22/24 16:37	7440-42-8	
Cadmium	ND	mg/L	0.00050	0.00010	1	05/18/24 14:00	05/22/24 16:37	7440-43-9	
Chromium	ND	mg/L	0.0050	0.0019	1	05/18/24 14:00	05/22/24 16:37	7440-47-3	
Cobalt	**0.059**	mg/L	0.0050	0.00032	1	05/18/24 14:00	05/22/24 16:37	7440-48-4	
Lead	ND	mg/L	0.0010	0.00016	1	05/18/24 14:00	05/22/24 16:37	7439-92-1	
Lithium	**0.047**	mg/L	0.030	0.0016	1	05/18/24 14:00	05/22/24 16:37	7439-93-2	
Molybdenum	**0.021**	mg/L	0.010	0.00062	1	05/18/24 14:00	05/22/24 16:37	7439-98-7	
Selenium	ND	mg/L	0.0050	0.00096	1	05/18/24 14:00	05/22/24 16:37	7782-49-2	
Thallium	ND	mg/L	0.0010	0.00038	1	05/18/24 14:00	05/22/24 16:37	7440-28-0	
7470 Mercury	Analytical Method: EPA 7470A Preparation Method: EPA 7470A Pace Analytical Services - Peachtree Corners, GA								
Mercury	ND	mg/L	0.00020	0.00013	1	05/24/24 08:30	05/24/24 13:38	7439-97-6	
2540C Total Dissolved Solids	Analytical Method: SM 2540C-2015 Pace Analytical Services - Peachtree Corners, GA								
Total Dissolved Solids	**639**	mg/L	25.0	25.0	1		05/20/24 12:22		
2320B Alkalinity	Analytical Method: SM 2320B-2011 Pace Analytical Services - Asheville								
Alkalinity,Bicarbonate (CaCO3)	**134**	mg/L	5.0	5.0	1		05/21/24 20:02		
Alkalinity,Carbonate (CaCO3)	ND	mg/L	5.0	5.0	1		05/21/24 20:02		
Alkalinity, Total as CaCO3	**134**	mg/L	5.0	5.0	1		05/21/24 20:02		
4500S2D Sulfide Water	Analytical Method: SM 4500-S2D-2011 Pace Analytical Services - Asheville								
Sulfide	ND	mg/L	0.10	0.022	1		05/22/24 05:15	18496-25-8	
300.0 IC Anions 28 Days	Analytical Method: EPA 300.0 Rev 2.1 1993 Pace Analytical Services - Asheville								
Chloride	**12.6**	mg/L	1.0	0.60	1		05/21/24 04:48	16887-00-6	

This report shall not be reproduced, except in full,
without the written consent of Pace Analytical Services, LLC.

Pace Analytical Services, LLC
9800 Kincey Ave. Suite 100
Huntersville, NC 28078
(704)875-9092

ANALYTICAL RESULTS

Project: Hammond AP-1
Pace Project No.: 92731696

Sample: HAM-PT-15 **Lab ID: 92731696018** Collected: 05/15/24 16:10 Received: 05/17/24 12:55 Matrix: Water

Parameters	Results	Units	Report Limit	MDL	DF	Prepared	Analyzed	CAS No.	Qual
300.0 IC Anions 28 Days	Analytical Method: EPA 300.0 Rev 2.1 1993 Pace Analytical Services - Asheville								
Fluoride	**0.35**	mg/L	0.10	0.050	1		05/21/24 04:48	16984-48-8	
Sulfate	**271**	mg/L	6.0	3.0	6		05/21/24 11:58	14808-79-8	

This report shall not be reproduced, except in full,
without the written consent of Pace Analytical Services, LLC.

Pace Analytical Services, LLC
9800 Kincey Ave. Suite 100
Huntersville, NC 28078
(704)875-9092

QUALITY CONTROL DATA

Project: Hammond AP-1
Pace Project No.: 92731696

QC Batch: 855608
QC Batch Method: EPA 3010A
Analysis Method: EPA 6010D
Analysis Description: 6010D ATL
Laboratory: Pace Analytical Services - Peachtree Corners, GA

Associated Lab Samples: 92731696001, 92731696002, 92731696003, 92731696004, 92731696005, 92731696006, 92731696007, 92731696008, 92731696009, 92731696010, 92731696011, 92731696012, 92731696013, 92731696014, 92731696015, 92731696016, 92731696017, 92731696018

METHOD BLANK: 4414794
Matrix: Water

Associated Lab Samples: 92731696001, 92731696002, 92731696003, 92731696004, 92731696005, 92731696006, 92731696007, 92731696008, 92731696009, 92731696010, 92731696011, 92731696012, 92731696013, 92731696014, 92731696015, 92731696016, 92731696017, 92731696018

Parameter	Units	Blank Result	Reporting Limit	MDL	Analyzed	Qualifiers
Calcium	mg/L	ND	1.0	0.12	05/23/24 00:42	
Iron	mg/L	ND	0.040	0.025	05/23/24 00:42	
Magnesium	mg/L	ND	0.050	0.012	05/23/24 00:42	
Manganese	mg/L	ND	0.040	0.011	05/23/24 00:42	
Potassium	mg/L	ND	0.50	0.15	05/23/24 00:42	
Sodium	mg/L	ND	1.0	0.58	05/23/24 00:42	

LABORATORY CONTROL SAMPLE: 4414795

Parameter	Units	Spike Conc.	LCS Result	LCS % Rec	% Rec Limits	Qualifiers
Calcium	mg/L	1	1.0	101	80-120	
Iron	mg/L	1	1.0	101	80-120	
Magnesium	mg/L	1	1.0	103	80-120	
Manganese	mg/L	1	0.99	99	80-120	
Potassium	mg/L	1	1.0	103	80-120	
Sodium	mg/L	1	1.0	100	80-120	

MATRIX SPIKE & MATRIX SPIKE DUPLICATE: 4414796 4414797

Parameter	Units	92731696001 Result	MS Spike Conc.	MSD Spike Conc.	MS Result	MSD Result	MS % Rec	MSD % Rec	% Rec Limits	RPD	Max RPD	Qual
Calcium	mg/L	ND	1	1	1.0J	1.0	99	100	75-125		20	
Iron	mg/L	ND	1	1	0.99	1.0	99	100	75-125	1	20	
Magnesium	mg/L	ND	1	1	1.0	1.0	103	103	75-125	0	20	
Manganese	mg/L	ND	1	1	0.99	0.99	99	99	75-125	1	20	
Potassium	mg/L	ND	1	1	0.98	1.0	97	99	75-125	2	20	
Sodium	mg/L	ND	1	1	1.3	1.3	103	100	75-125	2	20	

Results presented on this page are in the units indicated by the "Units" column except where an alternate unit is presented to the right of the result.

REPORT OF LABORATORY ANALYSIS

This report shall not be reproduced, except in full,
without the written consent of Pace Analytical Services, LLC.

Pace Analytical Services, LLC
9800 Kincey Ave. Suite 100
Huntersville, NC 28078
(704)875-9092

QUALITY CONTROL DATA

Project: Hammond AP-1
Pace Project No.: 92731696

QC Batch: 855534
QC Batch Method: EPA 3005A
Analysis Method: EPA 6020B
Analysis Description: 6020 MET
Laboratory: Pace Analytical Services - Peachtree Corners, GA

Associated Lab Samples: 92731696001, 92731696002, 92731696003, 92731696004, 92731696005, 92731696006, 92731696007, 92731696008, 92731696009, 92731696010, 92731696011, 92731696012, 92731696013, 92731696014, 92731696015, 92731696016, 92731696017, 92731696018

METHOD BLANK: 4414417
Matrix: Water

Associated Lab Samples: 92731696001, 92731696002, 92731696003, 92731696004, 92731696005, 92731696006, 92731696007, 92731696008, 92731696009, 92731696010, 92731696011, 92731696012, 92731696013, 92731696014, 92731696015, 92731696016, 92731696017, 92731696018

Parameter	Units	Blank Result	Reporting Limit	MDL	Analyzed	Qualifiers
Antimony	mg/L	ND	0.0030	0.00054	05/22/24 14:58	
Arsenic	mg/L	ND	0.0050	0.00084	05/22/24 14:58	
Barium	mg/L	ND	0.0050	0.00047	05/22/24 14:58	
Beryllium	mg/L	ND	0.00050	0.000094	05/22/24 14:58	
Boron	mg/L	ND	0.040	0.012	05/22/24 14:58	
Cadmium	mg/L	ND	0.00050	0.00010	05/22/24 14:58	
Chromium	mg/L	ND	0.0050	0.0019	05/22/24 14:58	
Cobalt	mg/L	ND	0.0050	0.00032	05/22/24 14:58	
Lead	mg/L	ND	0.0010	0.00016	05/22/24 14:58	
Lithium	mg/L	ND	0.030	0.0016	05/22/24 14:58	
Molybdenum	mg/L	ND	0.010	0.00062	05/22/24 14:58	
Selenium	mg/L	ND	0.0050	0.00096	05/22/24 14:58	
Thallium	mg/L	ND	0.0010	0.00038	05/22/24 14:58	

LABORATORY CONTROL SAMPLE: 4414418

Parameter	Units	Spike Conc.	LCS Result	LCS % Rec	% Rec Limits	Qualifiers
Antimony	mg/L	0.1	0.11	106	80-120	
Arsenic	mg/L	0.1	0.10	101	80-120	
Barium	mg/L	0.1	0.10	101	80-120	
Beryllium	mg/L	0.1	0.10	104	80-120	
Boron	mg/L	1	1.0	103	80-120	
Cadmium	mg/L	0.1	0.10	103	80-120	
Chromium	mg/L	0.1	0.10	103	80-120	
Cobalt	mg/L	0.1	0.10	101	80-120	
Lead	mg/L	0.1	0.10	104	80-120	
Lithium	mg/L	0.1	0.11	106	80-120	
Molybdenum	mg/L	0.1	0.10	105	80-120	
Selenium	mg/L	0.1	0.10	101	80-120	
Thallium	mg/L	0.1	0.10	100	80-120	

Results presented on this page are in the units indicated by the "Units" column except where an alternate unit is presented to the right of the result.

This report shall not be reproduced, except in full,
without the written consent of Pace Analytical Services, LLC.

Pace Analytical Services, LLC
9800 Kincey Ave. Suite 100
Huntersville, NC 28078
(704)875-9092

QUALITY CONTROL DATA

Project: Hammond AP-1
Pace Project No.: 92731696

MATRIX SPIKE & MATRIX SPIKE DUPLICATE: 4414419 4414420

Parameter	Units	92731696001 Result	MS Spike Conc.	MSD Spike Conc.	MS Result	MSD Result	MS % Rec	MSD % Rec	% Rec Limits	RPD	Max RPD	Qual
Antimony	mg/L	ND	0.1	0.1	0.10	0.10	105	103	75-125	1	20	
Arsenic	mg/L	ND	0.1	0.1	0.098	0.099	98	99	75-125	1	20	
Barium	mg/L	ND	0.1	0.1	0.10	0.098	100	98	75-125	2	20	
Beryllium	mg/L	ND	0.1	0.1	0.10	0.10	102	102	75-125	0	20	
Boron	mg/L	ND	1	1	1.0	1.0	101	100	75-125	1	20	
Cadmium	mg/L	ND	0.1	0.1	0.10	0.10	100	100	75-125	0	20	
Chromium	mg/L	ND	0.1	0.1	0.099	0.098	99	98	75-125	1	20	
Cobalt	mg/L	ND	0.1	0.1	0.098	0.099	98	99	75-125	1	20	
Lead	mg/L	ND	0.1	0.1	0.10	0.10	100	101	75-125	1	20	
Lithium	mg/L	ND	0.1	0.1	0.10	0.10	104	104	75-125	0	20	
Molybdenum	mg/L	ND	0.1	0.1	0.10	0.10	102	101	75-125	1	20	
Selenium	mg/L	ND	0.1	0.1	0.097	0.098	97	98	75-125	1	20	
Thallium	mg/L	ND	0.1	0.1	0.097	0.099	97	98	75-125	1	20	

Results presented on this page are in the units indicated by the "Units" column except where an alternate unit is presented to the right of the result.

This report shall not be reproduced, except in full,
without the written consent of Pace Analytical Services, LLC.

Pace Analytical Services, LLC
9800 Kincey Ave. Suite 100
Huntersville, NC 28078
(704)875-9092

QUALITY CONTROL DATA

Project: Hammond AP-1
Pace Project No.: 92731696

QC Batch: 856966
QC Batch Method: EPA 7470A
Analysis Method: EPA 7470A
Analysis Description: 7470 Mercury
Laboratory: Pace Analytical Services - Peachtree Corners, GA

Associated Lab Samples: 92731696001, 92731696002, 92731696003, 92731696004, 92731696005, 92731696006, 92731696007, 92731696008, 92731696009, 92731696010, 92731696011, 92731696012, 92731696013, 92731696014, 92731696015, 92731696016, 92731696017, 92731696018

METHOD BLANK: 4421300
Matrix: Water

Associated Lab Samples: 92731696001, 92731696002, 92731696003, 92731696004, 92731696005, 92731696006, 92731696007, 92731696008, 92731696009, 92731696010, 92731696011, 92731696012, 92731696013, 92731696014, 92731696015, 92731696016, 92731696017, 92731696018

Parameter	Units	Blank Result	Reporting Limit	MDL	Analyzed	Qualifiers
Mercury	mg/L	ND	0.00020	0.00013	05/24/24 12:26	

LABORATORY CONTROL SAMPLE: 4421301

Parameter	Units	Spike Conc.	LCS Result	LCS % Rec	% Rec Limits	Qualifiers
Mercury	mg/L	0.0025	0.0024	97	80-120	

MATRIX SPIKE & MATRIX SPIKE DUPLICATE: 4421302 4421303

Parameter	Units	92731696002 Result	MS Spike Conc.	MSD Spike Conc.	MS Result	MSD Result	MS % Rec	MSD % Rec	% Rec Limits	RPD	Max RPD	Qual
Mercury	mg/L	ND	0.0025	0.0025	0.0024	0.0024	95	95	75-125	1	20	

Results presented on this page are in the units indicated by the "Units" column except where an alternate unit is presented to the right of the result.

REPORT OF LABORATORY ANALYSIS

This report shall not be reproduced, except in full,
without the written consent of Pace Analytical Services, LLC.

Pace Analytical Services, LLC
9800 Kincey Ave. Suite 100
Huntersville, NC 28078
(704)875-9092

QUALITY CONTROL DATA

Project: Hammond AP-1
Pace Project No.: 92731696

QC Batch: 855801
QC Batch Method: SM 2540C-2015
Analysis Method: SM 2540C-2015
Analysis Description: 2540C Total Dissolved Solids
Laboratory: Pace Analytical Services - Peachtree Corners, GA
Associated Lab Samples: 92731696001, 92731696002, 92731696003, 92731696004, 92731696005, 92731696006, 92731696007, 92731696008, 92731696009, 92731696010, 92731696011, 92731696012, 92731696013, 92731696014, 92731696015, 92731696016, 92731696017, 92731696018

METHOD BLANK: 4415457
Matrix: Water
Associated Lab Samples: 92731696001, 92731696002, 92731696003, 92731696004, 92731696005, 92731696006, 92731696007, 92731696008, 92731696009, 92731696010, 92731696011, 92731696012, 92731696013, 92731696014, 92731696015, 92731696016, 92731696017, 92731696018

Parameter	Units	Blank Result	Reporting Limit	MDL	Analyzed	Qualifiers
Total Dissolved Solids	mg/L	ND	25.0	25.0	05/20/24 12:16	

LABORATORY CONTROL SAMPLE: 4415458

Parameter	Units	Spike Conc.	LCS Result	LCS % Rec	% Rec Limits	Qualifiers
Total Dissolved Solids	mg/L	400	396	99	80-120	

SAMPLE DUPLICATE: 4415459

Parameter	Units	92731696007 Result	Dup Result	RPD	Max RPD	Qualifiers
Total Dissolved Solids	mg/L	564	575	2	10	

SAMPLE DUPLICATE: 4415460

Parameter	Units	92731696008 Result	Dup Result	RPD	Max RPD	Qualifiers
Total Dissolved Solids	mg/L	483	478	1	10	

Results presented on this page are in the units indicated by the "Units" column except where an alternate unit is presented to the right of the result.

This report shall not be reproduced, except in full,
without the written consent of Pace Analytical Services, LLC.

Pace Analytical Services, LLC
9800 Kincey Ave. Suite 100
Huntersville, NC 28078
(704)875-9092

QUALITY CONTROL DATA

Project: Hammond AP-1
Pace Project No.: 92731696

QC Batch: 856180
QC Batch Method: SM 2320B-2011
Analysis Method: SM 2320B-2011
Analysis Description: 2320B Alkalinity
Laboratory: Pace Analytical Services - Asheville

Associated Lab Samples: 92731696001, 92731696002, 92731696003, 92731696004, 92731696005, 92731696006, 92731696007, 92731696008, 92731696009, 92731696012, 92731696013, 92731696014, 92731696015, 92731696016, 92731696017, 92731696018

METHOD BLANK: 4417200
Matrix: Water

Associated Lab Samples: 92731696001, 92731696002, 92731696003, 92731696004, 92731696005, 92731696006, 92731696007, 92731696008, 92731696009, 92731696012, 92731696013, 92731696014, 92731696015, 92731696016, 92731696017, 92731696018

Parameter	Units	Blank Result	Reporting Limit	MDL	Analyzed	Qualifiers
Alkalinity, Total as CaCO3	mg/L	ND	5.0	5.0	05/21/24 16:14	
Alkalinity,Bicarbonate (CaCO3)	mg/L	ND	5.0	5.0	05/21/24 16:14	
Alkalinity,Carbonate (CaCO3)	mg/L	ND	5.0	5.0	05/21/24 16:14	

LABORATORY CONTROL SAMPLE: 4417201

Parameter	Units	Spike Conc.	LCS Result	LCS % Rec	% Rec Limits	Qualifiers
Alkalinity, Total as CaCO3	mg/L	50	51.4	103	80-120	

LABORATORY CONTROL SAMPLE: 4417202

Parameter	Units	Spike Conc.	LCS Result	LCS % Rec	% Rec Limits	Qualifiers
Alkalinity, Total as CaCO3	mg/L	50	49.9	100	80-120	

MATRIX SPIKE & MATRIX SPIKE DUPLICATE: 4417203 4417204

Parameter	Units	92731696007 Result	MS Spike Conc.	MSD Spike Conc.	MS Result	MSD Result	MS % Rec	MSD % Rec	% Rec Limits	RPD	Max RPD	Qual
Alkalinity, Total as CaCO3	mg/L	175	50	50	214	211	79	72	80-120	2	25	M1

MATRIX SPIKE & MATRIX SPIKE DUPLICATE: 4417205 4417206

Parameter	Units	92731696012 Result	MS Spike Conc.	MSD Spike Conc.	MS Result	MSD Result	MS % Rec	MSD % Rec	% Rec Limits	RPD	Max RPD	Qual
Alkalinity, Total as CaCO3	mg/L	139	50	50	181	177	83	77	80-120	2	25	M1

Results presented on this page are in the units indicated by the "Units" column except where an alternate unit is presented to the right of the result.

This report shall not be reproduced, except in full,
without the written consent of Pace Analytical Services, LLC.

Pace Analytical Services, LLC
9800 Kincey Ave. Suite 100
Huntersville, NC 28078
(704)875-9092

QUALITY CONTROL DATA

Project: Hammond AP-1
Pace Project No.: 92731696

QC Batch: 857348
QC Batch Method: SM 2320B-2011
Analysis Method: SM 2320B-2011
Analysis Description: 2320B Alkalinity
Laboratory: Pace Analytical Services - Asheville
Associated Lab Samples: 92731696010, 92731696011

METHOD BLANK: 4422747 Matrix: Water
Associated Lab Samples: 92731696010, 92731696011

Parameter	Units	Blank Result	Reporting Limit	MDL	Analyzed	Qualifiers
Alkalinity, Total as CaCO3	mg/L	ND	5.0	5.0	05/28/24 16:34	
Alkalinity,Bicarbonate (CaCO3)	mg/L	ND	5.0	5.0	05/28/24 16:34	
Alkalinity,Carbonate (CaCO3)	mg/L	ND	5.0	5.0	05/28/24 16:34	

LABORATORY CONTROL SAMPLE: 4422748

Parameter	Units	Spike Conc.	LCS Result	LCS % Rec	% Rec Limits	Qualifiers
Alkalinity, Total as CaCO3	mg/L	50	50.4	101	80-120	

LABORATORY CONTROL SAMPLE: 4422749

Parameter	Units	Spike Conc.	LCS Result	LCS % Rec	% Rec Limits	Qualifiers
Alkalinity, Total as CaCO3	mg/L	50	50.0	100	80-120	

MATRIX SPIKE & MATRIX SPIKE DUPLICATE: 4422750 4422751

Parameter	Units	92731615001 Result	MS Spike Conc.	MSD Spike Conc.	MS Result	MSD Result	MS % Rec	MSD % Rec	% Rec Limits	RPD	Max RPD	Qual
Alkalinity, Total as CaCO3	mg/L	75300 ug/L	50	50	124	125	98	99	80-120	0	25	

MATRIX SPIKE & MATRIX SPIKE DUPLICATE: 4422752 4422753

Parameter	Units	92732006003 Result	MS Spike Conc.	MSD Spike Conc.	MS Result	MSD Result	MS % Rec	MSD % Rec	% Rec Limits	RPD	Max RPD	Qual
Alkalinity, Total as CaCO3	mg/L	766	50	50	804	820	76	109	80-120	2	25	M1

Results presented on this page are in the units indicated by the "Units" column except where an alternate unit is presented to the right of the result.

REPORT OF LABORATORY ANALYSIS

This report shall not be reproduced, except in full,
without the written consent of Pace Analytical Services, LLC.

Pace Analytical Services, LLC
9800 Kincey Ave. Suite 100
Huntersville, NC 28078
(704)875-9092

QUALITY CONTROL DATA

Project: Hammond AP-1
Pace Project No.: 92731696

QC Batch: 855942
QC Batch Method: SM 4500-S2D-2011
Analysis Method: SM 4500-S2D-2011
Analysis Description: 4500S2D Sulfide Water
Laboratory: Pace Analytical Services - Asheville
Associated Lab Samples: 92731696007, 92731696012, 92731696014, 92731696015

METHOD BLANK: 4416179 Matrix: Water
Associated Lab Samples: 92731696007, 92731696012, 92731696014, 92731696015

Parameter	Units	Blank Result	Reporting Limit	MDL	Analyzed	Qualifiers
Sulfide	mg/L	ND	0.10	0.022	05/20/24 23:35	

LABORATORY CONTROL SAMPLE: 4416180

Parameter	Units	Spike Conc.	LCS Result	LCS % Rec	% Rec Limits	Qualifiers
Sulfide	mg/L	0.5	0.53	105	80-120	

MATRIX SPIKE & MATRIX SPIKE DUPLICATE: 4416181 4416182

Parameter	Units	92731245002 Result	MS Spike Conc.	MSD Spike Conc.	MS Result	MSD Result	MS % Rec	MSD % Rec	% Rec Limits	RPD	Max RPD	Qual
Sulfide	mg/L	ND	0.5	0.5	0.55	0.55	106	106	80-120	0	10	

Results presented on this page are in the units indicated by the "Units" column except where an alternate unit is presented to the right of the result.

REPORT OF LABORATORY ANALYSIS

This report shall not be reproduced, except in full,
without the written consent of Pace Analytical Services, LLC.

Pace Analytical Services, LLC
9800 Kincey Ave. Suite 100
Huntersville, NC 28078
(704)875-9092

QUALITY CONTROL DATA

Project: Hammond AP-1
Pace Project No.: 92731696

QC Batch: 856274
QC Batch Method: SM 4500-S2D-2011
Analysis Method: SM 4500-S2D-2011
Analysis Description: 4500S2D Sulfide Water
Laboratory: Pace Analytical Services - Asheville
Associated Lab Samples: 92731696001, 92731696003, 92731696004, 92731696005, 92731696006, 92731696008, 92731696009, 92731696010, 92731696011, 92731696013, 92731696016, 92731696017, 92731696018

METHOD BLANK: 4417824
Matrix: Water
Associated Lab Samples: 92731696001, 92731696003, 92731696004, 92731696005, 92731696006, 92731696008, 92731696009, 92731696010, 92731696011, 92731696013, 92731696016, 92731696017, 92731696018

Parameter	Units	Blank Result	Reporting Limit	MDL	Analyzed	Qualifiers
Sulfide	mg/L	ND	0.10	0.022	05/22/24 05:06	

LABORATORY CONTROL SAMPLE: 4417825

Parameter	Units	Spike Conc.	LCS Result	LCS % Rec	% Rec Limits	Qualifiers
Sulfide	mg/L	0.5	0.45	89	80-120	

MATRIX SPIKE & MATRIX SPIKE DUPLICATE: 4417826 4417827

Parameter	Units	92731245003 Result	MS Spike Conc.	MSD Spike Conc.	MS Result	MSD Result	MS % Rec	MSD % Rec	% Rec Limits	RPD	Max RPD	Qual
Sulfide	mg/L	ND	0.5	0.5	0.49	0.49	94	95	80-120	1	10	

MATRIX SPIKE & MATRIX SPIKE DUPLICATE: 4417828 4417829

Parameter	Units	92731696001 Result	MS Spike Conc.	MSD Spike Conc.	MS Result	MSD Result	MS % Rec	MSD % Rec	% Rec Limits	RPD	Max RPD	Qual
Sulfide	mg/L	ND	0.5	0.5	0.48	0.50	96	100	80-120	4	10	

Results presented on this page are in the units indicated by the "Units" column except where an alternate unit is presented to the right of the result.

REPORT OF LABORATORY ANALYSIS

This report shall not be reproduced, except in full,
without the written consent of Pace Analytical Services, LLC.

Pace Analytical Services, LLC
9800 Kincey Ave. Suite 100
Huntersville, NC 28078
(704)875-9092

QUALITY CONTROL DATA

Project: Hammond AP-1
Pace Project No.: 92731696

QC Batch: 856275
QC Batch Method: SM 4500-S2D-2011
Analysis Method: SM 4500-S2D-2011
Analysis Description: 4500S2D Sulfide Water
Laboratory: Pace Analytical Services - Asheville
Associated Lab Samples: 92731696002

METHOD BLANK: 4417830
Matrix: Water
Associated Lab Samples: 92731696002

Parameter	Units	Blank Result	Reporting Limit	MDL	Analyzed	Qualifiers
Sulfide	mg/L	ND	0.10	0.022	05/22/24 05:18	

LABORATORY CONTROL SAMPLE: 4417831

Parameter	Units	Spike Conc.	LCS Result	LCS % Rec	% Rec Limits	Qualifiers
Sulfide	mg/L	0.5	0.49	98	80-120	

MATRIX SPIKE & MATRIX SPIKE DUPLICATE: 4417832 4417833

Parameter	Units	92731696002 Result	MS Spike Conc.	MSD Spike Conc.	MS Result	MSD Result	MS % Rec	MSD % Rec	% Rec Limits	RPD	Max RPD	Qual
Sulfide	mg/L	ND	0.5	0.5	0.49	0.48	99	97	80-120	2	10	

Results presented on this page are in the units indicated by the "Units" column except where an alternate unit is presented to the right of the result.

REPORT OF LABORATORY ANALYSIS

This report shall not be reproduced, except in full,
without the written consent of Pace Analytical Services, LLC.

Pace Analytical Services, LLC
9800 Kincey Ave. Suite 100
Huntersville, NC 28078
(704)875-9092

QUALITY CONTROL DATA

Project: Hammond AP-1
Pace Project No.: 92731696

QC Batch: 855697
QC Batch Method: EPA 300.0 Rev 2.1 1993
Analysis Method: EPA 300.0 Rev 2.1 1993
Analysis Description: 300.0 IC Anions
Laboratory: Pace Analytical Services - Asheville
Associated Lab Samples: 92731696001, 92731696002, 92731696004, 92731696006

METHOD BLANK: 4415009 Matrix: Water
Associated Lab Samples: 92731696001, 92731696002, 92731696004, 92731696006

Parameter	Units	Blank Result	Reporting Limit	MDL	Analyzed	Qualifiers
Chloride	mg/L	ND	1.0	0.60	05/20/24 00:22	
Fluoride	mg/L	ND	0.10	0.050	05/20/24 00:22	
Sulfate	mg/L	ND	1.0	0.50	05/20/24 00:22	

LABORATORY CONTROL SAMPLE: 4415010

Parameter	Units	Spike Conc.	LCS Result	LCS % Rec	% Rec Limits	Qualifiers
Chloride	mg/L	50	49.3	99	90-110	
Fluoride	mg/L	2.5	2.4	97	90-110	
Sulfate	mg/L	50	49.1	98	90-110	

MATRIX SPIKE & MATRIX SPIKE DUPLICATE: 4415011 4415012

Parameter	Units	92731542009 Result	MS Spike Conc.	MSD Spike Conc.	MS Result	MSD Result	MS % Rec	MSD % Rec	% Rec Limits	RPD	Max RPD	Qual
Chloride	mg/L	151	50	50	199	199	95	96	90-110	0	10	
Fluoride	mg/L	0.081J	2.5	2.5	2.7	2.7	104	103	90-110	1	10	
Sulfate	mg/L	3.0	50	50	55.7	55.2	105	104	90-110	1	10	

MATRIX SPIKE & MATRIX SPIKE DUPLICATE: 4415013 4415014

Parameter	Units	92731735001 Result	MS Spike Conc.	MSD Spike Conc.	MS Result	MSD Result	MS % Rec	MSD % Rec	% Rec Limits	RPD	Max RPD	Qual
Chloride	mg/L	492	50	50	530	529	75	74	90-110	0	10	M1
Fluoride	mg/L	ND	2.5	2.5	ND	ND	0	0	90-110		10	M1
Sulfate	mg/L	16.9	50	50	70.8	69.6	108	105	90-110	2	10	

Results presented on this page are in the units indicated by the "Units" column except where an alternate unit is presented to the right of the result.

REPORT OF LABORATORY ANALYSIS

This report shall not be reproduced, except in full,
without the written consent of Pace Analytical Services, LLC.

Pace Analytical Services, LLC
9800 Kincey Ave. Suite 100
Huntersville, NC 28078
(704)875-9092

QUALITY CONTROL DATA

Project: Hammond AP-1
Pace Project No.: 92731696

QC Batch: 855920
QC Batch Method: EPA 300.0 Rev 2.1 1993
Analysis Method: EPA 300.0 Rev 2.1 1993
Analysis Description: 300.0 IC Anions
Laboratory: Pace Analytical Services - Asheville
Associated Lab Samples: 92731696007, 92731696008, 92731696009, 92731696010, 92731696012, 92731696013, 92731696014, 92731696015, 92731696016, 92731696017, 92731696018

METHOD BLANK: 4416092 Matrix: Water
Associated Lab Samples: 92731696007, 92731696008, 92731696009, 92731696010, 92731696012, 92731696013, 92731696014, 92731696015, 92731696016, 92731696017, 92731696018

Parameter	Units	Blank Result	Reporting Limit	MDL	Analyzed	Qualifiers
Chloride	mg/L	ND	1.0	0.60	05/20/24 20:15	
Fluoride	mg/L	ND	0.10	0.050	05/20/24 20:15	
Sulfate	mg/L	ND	1.0	0.50	05/20/24 20:15	

LABORATORY CONTROL SAMPLE: 4416093

Parameter	Units	Spike Conc.	LCS Result	LCS % Rec	% Rec Limits	Qualifiers
Chloride	mg/L	50	53.3	107	90-110	
Fluoride	mg/L	2.5	2.6	103	90-110	
Sulfate	mg/L	50	53.5	107	90-110	

MATRIX SPIKE & MATRIX SPIKE DUPLICATE: 4416094 4416095

Parameter	Units	92731696007 Result	MS Spike Conc.	MSD Spike Conc.	MS Result	MSD Result	MS % Rec	MSD % Rec	% Rec Limits	RPD	Max RPD	Qual
Chloride	mg/L	56.9	50	50	97.8	98.5	82	83	90-110	1	10	M1
Fluoride	mg/L	0.20	2.5	2.5	2.7	2.7	99	102	90-110	2	10	
Sulfate	mg/L	178	50	50	224	225	93	93	90-110	0	10	

MATRIX SPIKE & MATRIX SPIKE DUPLICATE: 4416096 4416097

Parameter	Units	92731696012 Result	MS Spike Conc.	MSD Spike Conc.	MS Result	MSD Result	MS % Rec	MSD % Rec	% Rec Limits	RPD	Max RPD	Qual
Chloride	mg/L	44.4	50	50	96.7	97.9	105	107	90-110	1	10	
Fluoride	mg/L	0.37	2.5	2.5	2.9	2.9	100	103	90-110	2	10	
Sulfate	mg/L	130	50	50	175	177	89	94	90-110	1	10	M1

Results presented on this page are in the units indicated by the "Units" column except where an alternate unit is presented to the right of the result.

This report shall not be reproduced, except in full,
without the written consent of Pace Analytical Services, LLC.

Pace Analytical Services, LLC
9800 Kincey Ave. Suite 100
Huntersville, NC 28078
(704)875-9092

QUALITY CONTROL DATA

Project: Hammond AP-1
Pace Project No.: 92731696

QC Batch: 856238
QC Batch Method: EPA 300.0 Rev 2.1 1993
Analysis Method: EPA 300.0 Rev 2.1 1993
Analysis Description: 300.0 IC Anions
Laboratory: Pace Analytical Services - Asheville
Associated Lab Samples: 92731696011

METHOD BLANK: 4417658 Matrix: Water
Associated Lab Samples: 92731696011

Parameter	Units	Blank Result	Reporting Limit	MDL	Analyzed	Qualifiers
Chloride	mg/L	ND	1.0	0.60	05/21/24 20:18	
Fluoride	mg/L	ND	0.10	0.050	05/21/24 20:18	
Sulfate	mg/L	ND	1.0	0.50	05/21/24 20:18	

LABORATORY CONTROL SAMPLE: 4417659

Parameter	Units	Spike Conc.	LCS Result	LCS % Rec	% Rec Limits	Qualifiers
Chloride	mg/L	50	52.0	104	90-110	
Fluoride	mg/L	2.5	2.6	102	90-110	
Sulfate	mg/L	50	52.1	104	90-110	

MATRIX SPIKE & MATRIX SPIKE DUPLICATE: 4417660 4417661

Parameter	Units	92732137001 Result	MS Spike Conc.	MSD Spike Conc.	MS Result	MSD Result	MS % Rec	MSD % Rec	% Rec Limits	RPD	Max RPD	Qual
Chloride	mg/L	533	50	50	569	579	73	92	90-110	2	10	M1
Fluoride	mg/L	0.74	2.5	2.5	2.3	2.4	64	66	90-110	2	10	M1
Sulfate	mg/L	357	50	50	398	404	81	95	90-110	2	10	M1

MATRIX SPIKE & MATRIX SPIKE DUPLICATE: 4417662 4417663

Parameter	Units	92732121002 Result	MS Spike Conc.	MSD Spike Conc.	MS Result	MSD Result	MS % Rec	MSD % Rec	% Rec Limits	RPD	Max RPD	Qual
Chloride	mg/L	4.5	50	50	58.4	60.2	108	111	90-110	3	10	M1
Fluoride	mg/L	0.061J	2.5	2.5	2.6	2.7	101	106	90-110	5	10	
Sulfate	mg/L	88.0	50	50	125	128	74	79	90-110	2	10	M1

Results presented on this page are in the units indicated by the "Units" column except where an alternate unit is presented to the right of the result.

REPORT OF LABORATORY ANALYSIS

This report shall not be reproduced, except in full,
without the written consent of Pace Analytical Services, LLC.

Pace Analytical Services, LLC
9800 Kincey Ave. Suite 100
Huntersville, NC 28078
(704)875-9092

QUALITY CONTROL DATA

Project: Hammond AP-1
Pace Project No.: 92731696

QC Batch: 860766
QC Batch Method: EPA 300.0 Rev 2.1 1993
Analysis Method: EPA 300.0 Rev 2.1 1993
Analysis Description: 300.0 IC Anions
Laboratory: Pace Analytical Services - Asheville
Associated Lab Samples: 92731696003, 92731696005

METHOD BLANK: 4439360
Matrix: Water
Associated Lab Samples: 92731696003, 92731696005

Parameter	Units	Blank Result	Reporting Limit	MDL	Analyzed	Qualifiers
Chloride	mg/L	ND	1.0	0.60	06/12/24 12:57	
Fluoride	mg/L	ND	0.10	0.050	06/12/24 12:57	
Sulfate	mg/L	ND	1.0	0.50	06/12/24 12:57	

LABORATORY CONTROL SAMPLE: 4439361

Parameter	Units	Spike Conc.	LCS Result	LCS % Rec	% Rec Limits	Qualifiers
Chloride	mg/L	50	51.5	103	90-110	
Fluoride	mg/L	2.5	2.6	105	90-110	
Sulfate	mg/L	50	51.5	103	90-110	

MATRIX SPIKE & MATRIX SPIKE DUPLICATE: 4439362 4439363

Parameter	Units	92735940001 Result	MS Spike Conc.	MSD Spike Conc.	MS Result	MSD Result	MS % Rec	MSD % Rec	% Rec Limits	RPD	Max RPD	Qual
Chloride	mg/L	14.2	50	50	64.9	65.3	101	102	90-110	1	10	
Fluoride	mg/L	0.056J	2.5	2.5	2.7	2.7	104	105	90-110	1	10	
Sulfate	mg/L	11.5	50	50	62.8	63.0	103	103	90-110	0	10	

Results presented on this page are in the units indicated by the "Units" column except where an alternate unit is presented to the right of the result.

REPORT OF LABORATORY ANALYSIS

This report shall not be reproduced, except in full,
without the written consent of Pace Analytical Services, LLC.

Pace Analytical Services, LLC
9800 Kincey Ave. Suite 100
Huntersville, NC 28078
(704)875-9092

QUALIFIERS

Project: Hammond AP-1
Pace Project No.: 92731696

DEFINITIONS

DF - Dilution Factor, if reported, represents the factor applied to the reported data due to dilution of the sample aliquot.

ND - Not Detected at or above adjusted reporting limit.

TNTC - Too Numerous To Count

J - Estimated concentration above the adjusted method detection limit and below the adjusted reporting limit.

MDL - Adjusted Method Detection Limit.

PQL - Practical Quantitation Limit.

RL - Reporting Limit - The lowest concentration value that meets project requirements for quantitative data with known precision and bias for a specific analyte in a specific matrix.

S - Surrogate

1,2-Diphenylhydrazine decomposes to and cannot be separated from Azobenzene using Method 8270. The result for each analyte is a combined concentration.

Consistent with EPA guidelines, unrounded data are displayed and have been used to calculate % recovery and RPD values.

LCS(D) - Laboratory Control Sample (Duplicate)

MS(D) - Matrix Spike (Duplicate)

DUP - Sample Duplicate

RPD - Relative Percent Difference

NC - Not Calculable.

SG - Silica Gel - Clean-Up

U - Indicates the compound was analyzed for, but not detected.

Acid preservation may not be appropriate for 2 Chloroethylvinyl ether.

A separate vial preserved to a pH of 4-5 is recommended in SW846 Chapter 4 for the analysis of Acrolein and Acrylonitrile by EPA Method 8260.

N-Nitrosodiphenylamine decomposes and cannot be separated from Diphenylamine using Method 8270. The result reported for each analyte is a combined concentration.

Reported results are not rounded until the final step prior to reporting. Therefore, calculated parameters that are typically reported as "Total" may vary slightly from the sum of the reported component parameters.

Pace Analytical is TNI accredited. Contact your Pace PM for the current list of accredited analytes.

TNI - The NELAC Institute.

ANALYTE QUALIFIERS

M1 Matrix spike recovery exceeded QC limits. Batch accepted based on laboratory control sample (LCS) recovery.

This report shall not be reproduced, except in full,
without the written consent of Pace Analytical Services, LLC.

Pace Analytical Services, LLC
9800 Kincey Ave. Suite 100
Huntersville, NC 28078
(704)875-9092

QUALITY CONTROL DATA CROSS REFERENCE TABLE

Project: Hammond AP-1
Pace Project No.: 92731696

Lab ID	Sample ID	QC Batch Method	QC Batch	Analytical Method	Analytical Batch
92731696001	**HAM-AP1-EB-01**	EPA 3010A	855608	EPA 6010D	855649
92731696002	**HAM-AP1-EB-02**	EPA 3010A	855608	EPA 6010D	855649
92731696003	**HAM-AP1-FB-01**	EPA 3010A	855608	EPA 6010D	855649
92731696004	**HAM-AP1-FB-02**	EPA 3010A	855608	EPA 6010D	855649
92731696005	**HAM-AP1-FD-01**	EPA 3010A	855608	EPA 6010D	855649
92731696006	**HAM-AP1-FD-02**	EPA 3010A	855608	EPA 6010D	855649
92731696007	**HAM-INW-03**	EPA 3010A	855608	EPA 6010D	855649
92731696008	**HAM-INW-04**	EPA 3010A	855608	EPA 6010D	855649
92731696009	**HAM-INW-05**	EPA 3010A	855608	EPA 6010D	855649
92731696010	**HAM-PT-07**	EPA 3010A	855608	EPA 6010D	855649
92731696011	**HAM-PT-08**	EPA 3010A	855608	EPA 6010D	855649
92731696012	**HAM-PT-09**	EPA 3010A	855608	EPA 6010D	855649
92731696013	**HAM-PT-10**	EPA 3010A	855608	EPA 6010D	855649
92731696014	**HAM-PT-11**	EPA 3010A	855608	EPA 6010D	855649
92731696015	**HAM-PT-12**	EPA 3010A	855608	EPA 6010D	855649
92731696016	**HAM-PT-13**	EPA 3010A	855608	EPA 6010D	855649
92731696017	**HAM-PT-14**	EPA 3010A	855608	EPA 6010D	855649
92731696018	**HAM-PT-15**	EPA 3010A	855608	EPA 6010D	855649
92731696001	**HAM-AP1-EB-01**	EPA 3005A	855534	EPA 6020B	855663
92731696002	**HAM-AP1-EB-02**	EPA 3005A	855534	EPA 6020B	855663
92731696003	**HAM-AP1-FB-01**	EPA 3005A	855534	EPA 6020B	855663
92731696004	**HAM-AP1-FB-02**	EPA 3005A	855534	EPA 6020B	855663
92731696005	**HAM-AP1-FD-01**	EPA 3005A	855534	EPA 6020B	855663
92731696006	**HAM-AP1-FD-02**	EPA 3005A	855534	EPA 6020B	855663
92731696007	**HAM-INW-03**	EPA 3005A	855534	EPA 6020B	855663
92731696008	**HAM-INW-04**	EPA 3005A	855534	EPA 6020B	855663
92731696009	**HAM-INW-05**	EPA 3005A	855534	EPA 6020B	855663
92731696010	**HAM-PT-07**	EPA 3005A	855534	EPA 6020B	855663
92731696011	**HAM-PT-08**	EPA 3005A	855534	EPA 6020B	855663
92731696012	**HAM-PT-09**	EPA 3005A	855534	EPA 6020B	855663
92731696013	**HAM-PT-10**	EPA 3005A	855534	EPA 6020B	855663
92731696014	**HAM-PT-11**	EPA 3005A	855534	EPA 6020B	855663
92731696015	**HAM-PT-12**	EPA 3005A	855534	EPA 6020B	855663
92731696016	**HAM-PT-13**	EPA 3005A	855534	EPA 6020B	855663
92731696017	**HAM-PT-14**	EPA 3005A	855534	EPA 6020B	855663
92731696018	**HAM-PT-15**	EPA 3005A	855534	EPA 6020B	855663
92731696001	**HAM-AP1-EB-01**	EPA 7470A	856966	EPA 7470A	856985
92731696002	**HAM-AP1-EB-02**	EPA 7470A	856966	EPA 7470A	856985
92731696003	**HAM-AP1-FB-01**	EPA 7470A	856966	EPA 7470A	856985
92731696004	**HAM-AP1-FB-02**	EPA 7470A	856966	EPA 7470A	856985
92731696005	**HAM-AP1-FD-01**	EPA 7470A	856966	EPA 7470A	856985
92731696006	**HAM-AP1-FD-02**	EPA 7470A	856966	EPA 7470A	856985
92731696007	**HAM-INW-03**	EPA 7470A	856966	EPA 7470A	856985
92731696008	**HAM-INW-04**	EPA 7470A	856966	EPA 7470A	856985
92731696009	**HAM-INW-05**	EPA 7470A	856966	EPA 7470A	856985
92731696010	**HAM-PT-07**	EPA 7470A	856966	EPA 7470A	856985
92731696011	**HAM-PT-08**	EPA 7470A	856966	EPA 7470A	856985
92731696012	**HAM-PT-09**	EPA 7470A	856966	EPA 7470A	856985

This report shall not be reproduced, except in full,
without the written consent of Pace Analytical Services, LLC.

Pace Analytical Services, LLC
9800 Kincey Ave. Suite 100
Huntersville, NC 28078
(704)875-9092

QUALITY CONTROL DATA CROSS REFERENCE TABLE

Project: Hammond AP-1
Pace Project No.: 92731696

Lab ID	Sample ID	QC Batch Method	QC Batch	Analytical Method	Analytical Batch
92731696013	**HAM-PT-10**	EPA 7470A	856966	EPA 7470A	856985
92731696014	**HAM-PT-11**	EPA 7470A	856966	EPA 7470A	856985
92731696015	**HAM-PT-12**	EPA 7470A	856966	EPA 7470A	856985
92731696016	**HAM-PT-13**	EPA 7470A	856966	EPA 7470A	856985
92731696017	**HAM-PT-14**	EPA 7470A	856966	EPA 7470A	856985
92731696018	**HAM-PT-15**	EPA 7470A	856966	EPA 7470A	856985
92731696001	**HAM-AP1-EB-01**	SM 2540C-2015	855801		
92731696002	**HAM-AP1-EB-02**	SM 2540C-2015	855801		
92731696003	**HAM-AP1-FB-01**	SM 2540C-2015	855801		
92731696004	**HAM-AP1-FB-02**	SM 2540C-2015	855801		
92731696005	**HAM-AP1-FD-01**	SM 2540C-2015	855801		
92731696006	**HAM-AP1-FD-02**	SM 2540C-2015	855801		
92731696007	**HAM-INW-03**	SM 2540C-2015	855801		
92731696008	**HAM-INW-04**	SM 2540C-2015	855801		
92731696009	**HAM-INW-05**	SM 2540C-2015	855801		
92731696010	**HAM-PT-07**	SM 2540C-2015	855801		
92731696011	**HAM-PT-08**	SM 2540C-2015	855801		
92731696012	**HAM-PT-09**	SM 2540C-2015	855801		
92731696013	**HAM-PT-10**	SM 2540C-2015	855801		
92731696014	**HAM-PT-11**	SM 2540C-2015	855801		
92731696015	**HAM-PT-12**	SM 2540C-2015	855801		
92731696016	**HAM-PT-13**	SM 2540C-2015	855801		
92731696017	**HAM-PT-14**	SM 2540C-2015	855801		
92731696018	**HAM-PT-15**	SM 2540C-2015	855801		
92731696001	**HAM-AP1-EB-01**	SM 2320B-2011	856180		
92731696002	**HAM-AP1-EB-02**	SM 2320B-2011	856180		
92731696003	**HAM-AP1-FB-01**	SM 2320B-2011	856180		
92731696004	**HAM-AP1-FB-02**	SM 2320B-2011	856180		
92731696005	**HAM-AP1-FD-01**	SM 2320B-2011	856180		
92731696006	**HAM-AP1-FD-02**	SM 2320B-2011	856180		
92731696007	**HAM-INW-03**	SM 2320B-2011	856180		
92731696008	**HAM-INW-04**	SM 2320B-2011	856180		
92731696009	**HAM-INW-05**	SM 2320B-2011	856180		
92731696010	**HAM-PT-07**	SM 2320B-2011	857348		
92731696011	**HAM-PT-08**	SM 2320B-2011	857348		
92731696012	**HAM-PT-09**	SM 2320B-2011	856180		
92731696013	**HAM-PT-10**	SM 2320B-2011	856180		
92731696014	**HAM-PT-11**	SM 2320B-2011	856180		
92731696015	**HAM-PT-12**	SM 2320B-2011	856180		
92731696016	**HAM-PT-13**	SM 2320B-2011	856180		
92731696017	**HAM-PT-14**	SM 2320B-2011	856180		
92731696018	**HAM-PT-15**	SM 2320B-2011	856180		
92731696001	**HAM-AP1-EB-01**	SM 4500-S2D-2011	856274		
92731696002	**HAM-AP1-EB-02**	SM 4500-S2D-2011	856275		
92731696003	**HAM-AP1-FB-01**	SM 4500-S2D-2011	856274		

This report shall not be reproduced, except in full,
without the written consent of Pace Analytical Services, LLC.

Pace Analytical Services, LLC
9800 Kincey Ave. Suite 100
Huntersville, NC 28078
(704)875-9092

QUALITY CONTROL DATA CROSS REFERENCE TABLE

Project: Hammond AP-1
Pace Project No.: 92731696

Lab ID	Sample ID	QC Batch Method	QC Batch	Analytical Method	Analytical Batch
92731696004	**HAM-AP1-FB-02**	SM 4500-S2D-2011	856274		
92731696005	**HAM-AP1-FD-01**	SM 4500-S2D-2011	856274		
92731696006	**HAM-AP1-FD-02**	SM 4500-S2D-2011	856274		
92731696007	**HAM-INW-03**	SM 4500-S2D-2011	855942		
92731696008	**HAM-INW-04**	SM 4500-S2D-2011	856274		
92731696009	**HAM-INW-05**	SM 4500-S2D-2011	856274		
92731696010	**HAM-PT-07**	SM 4500-S2D-2011	856274		
92731696011	**HAM-PT-08**	SM 4500-S2D-2011	856274		
92731696012	**HAM-PT-09**	SM 4500-S2D-2011	855942		
92731696013	**HAM-PT-10**	SM 4500-S2D-2011	856274		
92731696014	**HAM-PT-11**	SM 4500-S2D-2011	855942		
92731696015	**HAM-PT-12**	SM 4500-S2D-2011	855942		
92731696016	**HAM-PT-13**	SM 4500-S2D-2011	856274		
92731696017	**HAM-PT-14**	SM 4500-S2D-2011	856274		
92731696018	**HAM-PT-15**	SM 4500-S2D-2011	856274		
92731696001	**HAM-AP1-EB-01**	EPA 300.0 Rev 2.1 1993	855697		
92731696002	**HAM-AP1-EB-02**	EPA 300.0 Rev 2.1 1993	855697		
92731696003	**HAM-AP1-FB-01**	EPA 300.0 Rev 2.1 1993	860766		
92731696004	**HAM-AP1-FB-02**	EPA 300.0 Rev 2.1 1993	855697		
92731696005	**HAM-AP1-FD-01**	EPA 300.0 Rev 2.1 1993	860766		
92731696006	**HAM-AP1-FD-02**	EPA 300.0 Rev 2.1 1993	855697		
92731696007	**HAM-INW-03**	EPA 300.0 Rev 2.1 1993	855920		
92731696008	**HAM-INW-04**	EPA 300.0 Rev 2.1 1993	855920		
92731696009	**HAM-INW-05**	EPA 300.0 Rev 2.1 1993	855920		
92731696010	**HAM-PT-07**	EPA 300.0 Rev 2.1 1993	855920		
92731696011	**HAM-PT-08**	EPA 300.0 Rev 2.1 1993	856238		
92731696012	**HAM-PT-09**	EPA 300.0 Rev 2.1 1993	855920		
92731696013	**HAM-PT-10**	EPA 300.0 Rev 2.1 1993	855920		
92731696014	**HAM-PT-11**	EPA 300.0 Rev 2.1 1993	855920		
92731696015	**HAM-PT-12**	EPA 300.0 Rev 2.1 1993	855920		
92731696016	**HAM-PT-13**	EPA 300.0 Rev 2.1 1993	855920		
92731696017	**HAM-PT-14**	EPA 300.0 Rev 2.1 1993	855920		
92731696018	**HAM-PT-15**	EPA 300.0 Rev 2.1 1993	855920		

This report shall not be reproduced, except in full,
without the written consent of Pace Analytical Services, LLC.

DC#_Title: ENV-FRM-HUN1-0083 v03_Sample Condition Upon Receipt

Effective Date: 12/01/2023

Laboratory receiving samples:
Asheville ☐ Eden ☐ Greenwood ☐ Huntersville ☐ Raleigh ☐ Mechanicsville ☐ Atlanta ☑ Kernersville ☐

Sample Condition Upon Receipt

Client Name: GA Pace

Project #

WO#: 92731696

92731696

Courier: ☐ Commercial ☐ Fed Ex ☑ Pace ☐ UPS ☐ USPS ☐ Other ☐ Client

Custody Seal Present? ☑ Yes ☐ No Seals Intact? ☑ Yes ☐ No ☐ N/A

Date/Initials Person Examining Contents: 5/17/24 JC

Packing Material: ☑ Bubble Wrap ☐ Bubble Bags ☐ None ☐ Other

Biological Tissue Frozen? ☐ Yes ☐ No ☑ N/A

Thermometer: ☑ IR Gun ID: 230

Type of Ice: ☑ Wet ☐ Blue ☐ None

Cooler Temp: 3.1

Correction Factor: Add/Subtract (°C) 0

Temp should be above freezing to 6°C
☐ Samples out of temp criteria. Samples on ice, cooling process has begun

Cooler Temp Corrected (°C): 3.1

USDA Regulated Soil (☐ N/A, water sample)
Did samples originate in a quarantine zone within the United States: CA, NY, or SC (check maps)? ☐ Yes ☐ No

Did samples originate from a foreign source (internationally, including Hawaii and Puerto Rico)? ☐ Yes ☐ No

				Comments/Discrepancy:
Chain of Custody Present?	☑ Yes	☐ No	☐ N/A	1.
Samples Arrived within Hold Time?	☑ Yes	☐ No	☐ N/A	2.
Short Hold Time Analysis (<72 hr.)?	☐ Yes	☑ No	☐ N/A	3.
Rush Turn Around Time Requested?	☐ Yes	☑ No	☐ N/A	4.
Sufficient Volume?	☑ Yes	☐ No	☐ N/A	5.
Correct Containers Used?	☑ Yes	☐ No	☐ N/A	6.
-Pace Containers Used?	☑ Yes	☐ No	☐ N/A	
Containers Intact?	☑ Yes	☐ No	☐ N/A	7.
Dissolved analysis: Samples Field Filtered?	☐ Yes	☐ No	☑ N/A	8.
Sample Labels Match COC?	☑ Yes	☐ No	☐ N/A	9.
-Includes Date/Time/ID/Analysis Matrix: W				
Headspace in VOA Vials (>5-6mm)?	☐ Yes	☐ No	☑ N/A	10.
Trip Blank Present?	☐ Yes	☐ No	☑ N/A	11.
Trip Blank Custody Seals Present?	☐ Yes	☐ No	☑ N/A	

Field Data Required? ☐ Yes ☐ No

COMMENTS/SAMPLE DISCREPANCY

Lot ID of split containers:

CLIENT NOTIFICATION/RESOLUTION

Person contacted: Date/Time:

Project Manager SCURF Review: Date:

Project Manager SRF Review: Date

Qualtrax ID: 69614

DC#_Title: ENV-FRM-HUN1-0083 v03_Sample Condition Upon Receipt

Effective Date: 12/01/2023

*Check mark top half of box if pH and/or dechlorination is verified and within the acceptance range for preservation samples.
Exceptions: VOA, Coliform, TOC, Oil and Grease, DRO/8015 (water) DOC, LL Hg

**Bottom half of box is to list number of bottles

***Check all unpreserved Nitrates for chlorine

Project #

Item #	BP4U-125 mL Plastic Unpreserved (N/A) (Cl-)	BP3U-250 mL Plastic Unpreserved (N/A)	BP2U-500 mL Plastic Unpreserved (N/A)	BP1U-1 liter Plastic Unpreserved (N/A)	BP4S-125 mL Plastic H2SO4 (pH < 2) (Cl-)	BP3N-250 mL Plastic HNO3 (pH < 2)	BP4Z-125 mL Plastic ZN Acetate & NaOH (>9)	BP4B-125 mL Plastic NaOH (pH > 12) (Cl-)	WGFU-Wide-mouthed glass jar Unpreserved	AG1U-1 liter Amber Unpreserved (N/A) (Cl-)	AG1H-1 liter Amber HCl (pH < 2)	AG3U-250 mL Amber Unpreserved (N/A) (Cl-)	AG1S-1 liter Amber H2SO4 (pH < 2)	AG3S-250 mL Amber H2SO4 (pH < 2)	DG9H-40 mL Amber NaHSO (N/A)(Cl-)	DG8M-40 mL VOA HCl (N/A)	VG4T-40 mL VOA Na2S2O3 (N/A)	VG9U-40 mL VOA Unpreserved (N/A)	DG8V-40 mL VOA H3PO4 (N/A)	KP7U-50 mL Plastic Unpreserved (N/A)	VJ/OK (9 vials per MS)-VPH/Gas Air (N/A)	SP5T-125 mL Sterile Plastic (N/A – tab)	SP2T-250 mL Sterile Plastic (N/A – tab)		BP3R-250 mL Plastic (NH4)2SO4 (9.3–9.7)	AG0U-100 mL Amber Unpreserved (N/A) (Cl-)	VSGU-22 mL Scintillation Vials (N/A)	DG0U-40 mL Amber Unpreserved Vials (N/A)
1		2	1			1	1																					
2		2	1			1	1																					
3		2	1			1	1																					
4		2	1			1	1																					
5		2	1			1	1																					
6		2	1			1	1																					
7																												
8																												
9																												
10																												
11																												
12																												

pH Adjustment Log for Preserved Samples

Sample ID	Type of Preservative	pH upon receipt	Date preservation adjusted	Time preservation adjusted	Amount of Preservative added	Lot #

Note: Whenever there is a discrepancy affecting North Carolina compliance samples, a copy of this form will be sent to the North Carolina DENR Certification Office in Raleigh. Out of hold, incorrect preservative, out of temp, incorrect containers.

Page 2 of 2

Qualtrax ID: 60614

Pace Analytical

CHAIN-OF-CUSTODY / Analytical Request Document

The Chain-of-Custody is a LEGAL DOCUMENT. All relevant fields must be completed accurately.

Page: 1 of 1

Section A Required Client Information:

Company:	GA Power
Address:	Atlanta, GA
Email To:	SCS Contacts
Phone:	Fax:
Requested Due Date/TAT:	3 day

Section B Required Project Information:

Report To:	SCS Contacts
Copy To:	Geosyntec Contacts
Purchase Order No.:	GPC82474-0001
Project Name:	Hammond AP-1
Project Number:	

Section C Invoice Information:

Attention:	Southern Co.
Company Name:	
Address:	
Pace Quote Reference:	
Pace Project Manager:	Bonnie Varra
Pace Profile #:	10609

REGULATORY AGENCY

☐ NPDES ☐ GROUND WATER ☐ DRINKING WATER
☐ UST ☐ RCRA ☒ OTHER

Site Location STATE: GA

Section D Required Client Information

Valid Matrix Codes

MATRIX	CODE
Drinking Water	DW
Water	WT
Waste Water	WW
Product	P
Soil/Solid	SL
Oil	OL
Wipe	WP
Air	AIR
Tissue	TS
Other	OT

SAMPLE ID (A-Z, 0-9 / -)
Sample IDs MUST BE UNIQUE

ITEM #	SAMPLE ID	MATRIX CODE (see valid codes to left)	SAMPLE TYPE (G=GRAB C=COMP)	COLLECTED DATE	COLLECTED TIME	COLLECTED DATE	COLLECTED TIME	SAMPLE TEMP AT COLLECTION	# OF CONTAINERS	Unpreserved	H_2SO_4	HNO_3	HCl	NaOH	$Na_2S_2O_3$	Methanol	Other	Analysis Test	Chloride, Fluoride, Sulfate	6-1 App iii and iv metals	Hexavalent Chromium 3500-Cr	DS								Residual Chlorine (Y/N)	Pace Project No./ Lab I.D.
																		Filtered (Y/N)	N	N	N	N									
1	HAM-AP1-EB-01	WQ	G	5/16/2024	1400				10	5	3		1				1		X	X	X	X									X	
2	HAM-AP1-EB-02	WQ	G	5/16/2024	1630				10	5	3		1				1		X	X	X	X									X	
3	HAM-AP1-FB-01	WQ	G	5/16/2024	1650				10	5	3		1				1		X	X	X	X									X	
4	HAM-AP1-FB-02	WQ	G	5/16/2024	1715				10	5	3		1				1		X	X	X	X									X	
5	HAM-AP1-FD-01	WQ	G	5/16/2024	1630				10	5	3		1				1		X	X	X	X									X	
6	HAM-AP1-FD-02	WQ	G	5/16/2024	1650	AS 5/16/2024			10	5	3		1				1		X	X	X	X									X	
7																																
8						AS 5/16/2024																										
9																																
10																																
11																																
12																																

ADDITIONAL COMMENTS	RELINQUISHED BY / AFFILIATION	DATE	TIME	ACCEPTED BY / AFFILIATION	DATE	TIME	SAMPLE CONDITIONS
Site Code: HAM-CCR-EA-202405-10	Anthony Szwajd / Geosyntec	5-17-24	1255	Ryan Williams / Pace	5/17/24	1265	
	Ryan Williams / Pace	5/17/24	1450	[illegible]	5/17	1430	

SAMPLER NAME AND SIGNATURE

PRINT Name of SAMPLER: Anthony Szwajd, Jamie Newsome / Geosyntec Consultants, Inc.

SIGNATURE of SAMPLER: [signature] DATE Signed (MM/DD/YY): 05/16/24

Temp in °C | Received on Ice (Y/N) | Custody Sealed Cooler (Y/N) | Samples Intact (Y/N)

Pace Analytical

CHAIN-OF-CUSTODY / Analytical Request Document

The Chain-of-Custody is a LEGAL DOCUMENT. All relevant fields must be completed accurately.

Page 1 of 1

Section A Required Client Information:
- Company: GA Power
- Address: Atlanta, GA
- Email To: SCS Contacts
- Phone: Fax:
- Requested Due Date/TAT: Fax

Section B Required Project Information:
- Report To: SCS Contacts
- Copy To: Geosyntec Contacts
- Purchase Order No.: GP-C024784-0001
- Project Name: Hammond AP-1
- Project Number:

Section C Invoice Information:
- Attention: Southern Co
- Company Name:
- Address:
- Pace Quote Reference:
- Pace Project Manager: Harvey Wang
- Pace Profile #: 12839

REGULATORY AGENCY
- NPDES / GROUND WATER / DRINKING WATER
- UST / RCRA / OTHER

Site Location STATE: GA

Valid Matrix Codes: WATER WT; WASTE WATER WW; PRODUCT P; SOIL/SOLID SL; OIL OL; WIPE WP; AIR AIR; TISSUE TS; SYSTEM WIPE SW; OTHER OT

ITEM #	SAMPLE ID (A-Z, 0-9, / , -) Sample IDs MUST BE UNIQUE	MATRIX CODE (see valid codes above)	SAMPLE TYPE (G=GRAB C=COMP)	COLLECTED DATE	COLLECTED TIME	COMPOSITE START DATE	COMPOSITE START TIME	SAMPLE TEMP AT COLLECTION	# OF CONTAINERS	Unpreserved	H_2SO_4	HNO_3	HCl	NaOH	$Na_2S_2O_3$	Methanol	Other	Analysis Test	Chloride, Fluoride, Sulfate	Total Alk as mg/L of CaCO3	Alkalinity (Phenol, Bicarb, Carb)	TDS	Residual Chlorine (Y/N)	Pace Project No./ Lab I.D.
																		Requested Analysis Filtered (Y/N)	N	N	N	N		
1	HAM-INW-03	WQ	G	5/14/2024	1400				15	5	3	1					1		X	X	X	X		N
2	HAM-INW-04	WQ	G	5/15/2024	1430				20	5	3	1					1		X	X	X	X		N
3	HAM-INW-05	WQ	G	5/15/2024	1148				15	5	3	1					1		X	X	X	X		N
4	HAM-PT-07	WQ	G	5/14/2024	1236				15	5	3	1					1		X	X	X	X		N
5	HAM-PT-08	WQ	G	5/14/2024	1407				15	5	3	1					1		X	X	X	X		N
6	HAM-PT-09	WQ	G	5/14/2024	1040				14	5	3	1					1		X	X	X	X		N
7	HAM-PT-10	WQ	G	5/15/2024	1107				22	5	3	1					1		X	X	X	X		N
8	HAM-PT-11	WQ	G	5/14/2024	1528				15	5	3	1					1		X	X	X	X		N
9	HAM-PT-12	WQ	G	5/14/2024	1209				15	5	3	1					1		X	X	X	X		N
10	HAM-PT-13	WQ	G	5/15/2024	1848				15	5	3	1					1		X	X	X	X		N
11	HAM-PT-14	WQ	G	5/15/2024	1407	AS 5/16/2024			15	5	3	1					1		X	X	X	X		N
12	HAM-PT-15	WQ	G	5/15/2024	1510				20	5	3	1					1		X	X	X	X		N

ADDITIONAL COMMENTS	RELINQUISHED BY / AFFILIATION	DATE	TIME	ACCEPTED BY / AFFILIATION	DATE	TIME	SAMPLE CONDITIONS
Test Code: HAV-CER-GA-WI-EPA	Anthony Sweet / Geosyntec	5-17-24	1255	Ryan Williams / Pace	5/17/24	1255	
	Ryan Williams / Pace	5/17/24	1420	[illegible]	5/17	[illegible]	

SAMPLER NAME AND SIGNATURE
- PRINT Name of SAMPLER: Anthony Sweet, Jamie Newsome / Geosyntec Consultants, Inc
- SIGNATURE of SAMPLER: [signature] DATE Signed (MM/DD/YY): 05/16/24

Temp in C | Received on Ice (Y/N) | Custody Seals Intact (Y/N) | Samples Intact (Y/N)

*Important Note: By signing this form you are accepting Pace's NET 30 day payment terms and agreeing to late charges of 1.5% per month on any invoices not paid within 30 days.

DC#_Title: ENV-FRM-HUN1-0083 v03_Sample Condition Upon Receipt

Effective Date: 12/01/2023

Laboratory receiving samples:
Asheville ☐ Eden ☐ Greenwood ☐ Huntersville ☐ Raleigh ☐ Mechanicsville ☐ Atlanta ☑ Kernersville ☐

Sample Condition Upon Receipt

Client Name: GA power

Project #:

Courier: ☐ Commercial ☐ Fed Ex ☑ Pace ☐ UPS ☐ USPS ☐ Other: ☐ Client

Custody Seal Present? ☑ Yes ☐ No Seals Intact? ☐ Yes ☐ No ☐ N/A

Date/Initials Person Examining Contents: 5/17/24 SMC

Packing Material: ☑ Bubble Wrap ☐ Bubble Bags ☐ None ☐ Other

Biological Tissue Frozen? ☐ Yes ☐ No ☑ N/A

Thermometer: ☑ IR Gun ID: 73L

Type of Ice: ☑ Wet ☐ Blue ☐ None

Cooler Temp: 3.1

Correction Factor: Add/Subtract (°C) 0.6

Temp should be above freezing to 6°C
☐ Samples out of temp criteria. Samples on ice, cooling process has begun

Cooler Temp Corrected (°C): 3.1

USDA Regulated Soil (☐ N/A, water sample)
Did samples originate in a quarantine zone within the United States: CA, NY, or SC (check maps)? ☐ Yes ☐ No

Did samples originate from a foreign source (internationally, including Hawaii and Puerto Rico)? ☐ Yes ☐ No

				Comments/Discrepancy:
Chain of Custody Present?	☑ Yes	☐ No	☐ N/A	1.
Samples Arrived within Hold Time?	☑ Yes	☐ No	☐ N/A	2.
Short Hold Time Analysis (<72 hr.)?	☐ Yes	☑ No	☐ N/A	3.
Rush Turn Around Time Requested?	☐ Yes	☑ No	☐ N/A	4.
Sufficient Volume?	☑ Yes	☐ No	☐ N/A	5.
Correct Containers Used?	☑ Yes	☐ No	☐ N/A	6.
-Pace Containers Used?	☑ Yes	☐ No	☐ N/A	
Containers Intact?	☑ Yes	☐ No	☐ N/A	7.
Dissolved analysis: Samples Field Filtered?	☐ Yes	☐ No	☑ N/A	8.
Sample Labels Match COC?	☑ Yes	☐ No	☐ N/A	9.
-Includes Date/Time/ID/Analysis Matrix: WL				
Headspace in VOA Vials (>5-6mm)?	☐ Yes	☐ No	☑ N/A	10.
Trip Blank Present?	☐ Yes	☐ No	☑ N/A	11.
Trip Blank Custody Seals Present?	☐ Yes	☐ No	☑ N/A	

Field Data Required? ☐ Yes ☐ No

COMMENTS/SAMPLE DISCREPANCY

Lot ID of split containers:

CLIENT NOTIFICATION/RESOLUTION

Person contacted: Date/Time:

Project Manager SCURF Review: Date:

Project Manager SRF Review: Date:

Page 1 of 2

Qualtrax ID: 69614

DC#_Title: ENV-FRM-HUN1-0083 v03_Sample Condition Upon Receipt

Effective Date: 12/01/2023

*Check mark top half of box if pH and/or dechlorination is verified and within the acceptance range for preservation samples.

Exceptions: VOA, Coliform, TOC, Oil and Grease, DRO/8015 (water) DOC, LL Hg

**Bottom half of box is to list number of bottles

***Check all unpreserved Nitrates for chlorine

Project #

Item	BP4U-125 mL Plastic Unpreserved (N/A) (Cl-)	BP3U-250 mL Plastic Unpreserved (N/A)	BP2U-500 mL Plastic Unpreserved (N/A)	BP1U-1 liter Plastic Unpreserved (N/A)	BP4S-125 mL Plastic H2SO4 (pH < 2) (Cl-)	BP3N-250 mL Plastic HNO3 (pH < 2)	BP6Z-125 mL Plastic Zn Acetate & NaOH (>9)	BP4B-125 mL Plastic NaOH (pH > 12) (Cl-)	WGFU-Wide-mouthed Glass jar Unpreserved	AG1U-1 liter Amber Unpreserved (N/A) (Cl-)	AG3H-1 liter Amber HCl (pH < 2)	AG3U-250 mL Amber Unpreserved (N/A) (Cl-)	AG1S-1 liter Amber H2SO4 (pH < 2)	AG3S-250 mL Amber H2SO4 (pH < 2)	DG9H-40 mL Amber NaHSO4 (N/A)(Cl-)	DG9H-40 mL VOA HCl (N/A)	VGFT-40 mL VOA Na2S2O3 (N/A)	VG9U-40 mL VOA Unpreserved (N/A)	DG9V-40 mL VOA H2SO4 (N/A)	4P7U-30 mL Plastic Unpreserved (N/A)	VJGK 13 vials per kit-VH4/Gas Mk (N/A)	SPST-125 mL Sterile Plastic (N/A – lab)	SAPT-250 mL Sterile Plastic (N/A – lab)		BP3B-250 mL Plastic (NH4)2SO4 (9.3-9.7)	AG0U-100 mL Amber Unpreserved (N/A) (Cl-)	VSGU-20 mL Septum vials (N/A)	DG0U-40 mL Amber Unpreserved 8 vials (N/A)
1		2	1			1	1																					
2		2	1			1	1																					
3		2	1			1	1																					
4		2	1			1	1																					
5		2	1			1	1																					
6		2				1	1																					
7		2	1			1	1																					
8		2	1			1	1																					
9		2	1			1	1																					
10		2	1			1	1																					
11		2	1			1	1																					
12		2	1			1	1																					

pH Adjustment Log for Preserved Samples

Sample ID	Type of Preservative	pH upon receipt	Date preservation adjusted	Time preservation adjusted	Amount of Preservative added	Lot #

Note: Whenever there is a Preservation Deficiency North Carolina compliant samples, a copy of this form will be sent to the North Carolina Office of Water Quality. Out of hold, incorrect preservative, out of temp, incorrect container.

Page 2 of 2

Quality ID: 69814

Pace Analytical Services, LLC
9800 Kincey Ave. Suite 100
Huntersville, NC 28078
(704)875-9092

June 17, 2024

Kristen Jurinko
Southern Company
241 Ralph McGill Blvd NE
Bin 10160
Atlanta, GA 30308

RE: Project: Hammond AP-1
Pace Project No.: 92733822

Dear Kristen Jurinko:

Enclosed are the analytical results for sample(s) received by the laboratory on May 31, 2024. The results relate only to the samples included in this report. Results reported herein conform to the applicable TNI/NELAC Standards and the laboratory's Quality Manual, where applicable, unless otherwise noted in the body of the report.

The test results provided in this final report were generated by each of the following laboratories within the Pace Network:

- Pace Analytical Services - Asheville
- Pace Analytical Services - Peachtree Corners, GA

Revision 1: EB/FB/FD sample ID's amended.

If you have any questions concerning this report, please feel free to contact me.

Sincerely,

Bonnie Vang

Bonnie Vang
bonnie.vang@pacelabs.com
704-977-0968
Project Manager

Enclosures

cc: Kip Gray, Geosyntec
Christine Hug, Geosyntec Consultants, Inc.
Thomas Kessler, Geosyntec Consultants
Whitney Law, Geosyntec Consultants
Laura Midkiff, Southern Company
Caroline Nelson, Geosyntec Consultants, Inc
Anthony Szwast, Geosyntec Consultants

REPORT OF LABORATORY ANALYSIS

This report shall not be reproduced, except in full,
without the written consent of Pace Analytical Services, LLC.

Pace Analytical Services, LLC
9800 Kincey Ave. Suite 100
Huntersville, NC 28078
(704)875-9092

CERTIFICATIONS

Project:	Hammond AP-1
Pace Project No.:	92733822

Pace Analytical Services Asheville

2225 Riverside Drive, Asheville, NC 28804
Florida/NELAP Certification #: E87648
North Carolina Drinking Water Certification #: 37712
North Carolina Wastewater Certification #: 40
South Carolina Laboratory ID: 99030
South Carolina Certification #: 99030001
Virginia/VELAP Certification #: 460222

Pace Analytical Services Peachtree Corners

110 Technology Pkwy, Peachtree Corners, GA 30092
Florida DOH Certification #: E87315
Georgia DW Inorganics Certification #: 812
North Carolina Certification #: 381
South Carolina Certification #: 98011001
Virginia Certification #: 460204

This report shall not be reproduced, except in full,
without the written consent of Pace Analytical Services, LLC.

Pace Analytical Services, LLC
9800 Kincey Ave. Suite 100
Huntersville, NC 28078
(704)875-9092

SAMPLE SUMMARY

Project: Hammond AP-1
Pace Project No.: 92733822

Lab ID	Sample ID	Matrix	Date Collected	Date Received
92733822001	**HAM-INW-03**	Water	05/29/24 14:14	05/31/24 12:05
92733822002	**HAM-PT-09**	Water	05/30/24 11:52	05/31/24 12:05
92733822003	**HAM-PT-10**	Water	05/30/24 14:40	05/31/24 12:05
92733822004	**HAM-PT-11**	Water	05/29/24 16:43	05/31/24 12:05
92733822005	**HAM-PT-12**	Water	05/29/24 12:08	05/31/24 12:05
92733822006	**HAM-AP1-EB-01**	Water	05/30/24 16:59	05/31/24 12:05
92733822007	**HAM-AP1-FB-01**	Water	05/30/24 16:52	05/31/24 12:05
92733822008	**HAM-AP1-FD-01**	Water	05/30/24 00:00	05/31/24 12:05

This report shall not be reproduced, except in full,
without the written consent of Pace Analytical Services, LLC.

Pace Analytical Services, LLC
9800 Kincey Ave. Suite 100
Huntersville, NC 28078
(704)875-9092

SAMPLE ANALYTE COUNT

Project: Hammond AP-1
Pace Project No.: 92733822

Lab ID	Sample ID	Method	Analysts	Analytes Reported
92733822001	**HAM-INW-03**	EPA 6010D	AJM	6
		EPA 6020B	MT1	13
		EPA 7470A	VB	1
		SM 2540C-2015	DL1	1
		SM 2320B-2011	SMS	3
		SM 4500-S2D-2011	JP1	1
		EPA 300.0 Rev 2.1 1993	JCM	3
92733822002	**HAM-PT-09**	EPA 6010D	AJM	6
		EPA 6020B	MT1	13
		EPA 7470A	VB	1
		SM 2540C-2015	DL1	1
		SM 2320B-2011	SMS	3
		SM 4500-S2D-2011	JP1	1
		EPA 300.0 Rev 2.1 1993	JCM	3
92733822003	**HAM-PT-10**	EPA 6010D	AJM	6
		EPA 6020B	MT1	13
		EPA 7470A	VB	1
		SM 2540C-2015	DL1	1
		SM 2320B-2011	SMS	3
		SM 4500-S2D-2011	JP1	1
		EPA 300.0 Rev 2.1 1993	JCM	3
92733822004	**HAM-PT-11**	EPA 6010D	AJM	6
		EPA 6020B	MT1	13
		EPA 7470A	VB	1
		SM 2540C-2015	DL1	1
		SM 2320B-2011	SMS	3
		SM 4500-S2D-2011	JP1	1
		EPA 300.0 Rev 2.1 1993	JCM	3
92733822005	**HAM-PT-12**	EPA 6010D	AJM	6
		EPA 6020B	MT1	13
		EPA 7470A	VB	1
		SM 2540C-2015	DL1	1
		SM 2320B-2011	SMS	3
		SM 4500-S2D-2011	JP1	1
		EPA 300.0 Rev 2.1 1993	JCM	3
92733822006	**HAM-AP1-EB-01**	EPA 6010D	AJM	6
		EPA 6020B	MT1	13

This report shall not be reproduced, except in full,
without the written consent of Pace Analytical Services, LLC.

Pace Analytical Services, LLC
9800 Kincey Ave. Suite 100
Huntersville, NC 28078
(704)875-9092

SAMPLE ANALYTE COUNT

Project: Hammond AP-1
Pace Project No.: 92733822

Lab ID	Sample ID	Method	Analysts	Analytes Reported
		EPA 7470A	VB	1
		SM 2540C-2015	DL1	1
		SM 2320B-2011	SMS	3
		SM 4500-S2D-2011	JP1	1
		EPA 300.0 Rev 2.1 1993	JCM	3
92733822007	**HAM-AP1-FB-01**	EPA 6010D	AJM	6
		EPA 6020B	MT1	13
		EPA 7470A	VB	1
		SM 2540C-2015	DL1	1
		SM 2320B-2011	SMS	3
		SM 4500-S2D-2011	JP1	1
		EPA 300.0 Rev 2.1 1993	JCM	3
92733822008	**HAM-AP1-FD-01**	EPA 6010D	AJM	6
		EPA 6020B	MT1	13
		EPA 7470A	VB	1
		SM 2540C-2015	DL1	1
		SM 2320B-2011	SMS	3
		SM 4500-S2D-2011	JP1	1
		EPA 300.0 Rev 2.1 1993	JCM	3

PASI-A = Pace Analytical Services - Asheville
PASI-GA = Pace Analytical Services - Peachtree Corners, GA

This report shall not be reproduced, except in full,
without the written consent of Pace Analytical Services, LLC.

Pace Analytical Services, LLC
9800 Kincey Ave. Suite 100
Huntersville, NC 28078
(704)875-9092

SUMMARY OF DETECTION

Project: Hammond AP-1
Pace Project No.: 92733822

Lab Sample ID Method	Client Sample ID Parameters	Result	Units	Report Limit	Analyzed	Qualifiers
92733822001	**HAM-INW-03**					
EPA 6010D	Iron	0.14	mg/L	0.040	06/03/24 20:27	
EPA 6010D	Manganese	1.2	mg/L	0.040	06/03/24 20:27	
EPA 6010D	Potassium	6.1	mg/L	0.50	06/03/24 20:27	
EPA 6010D	Sodium	11.1	mg/L	1.0	06/03/24 20:27	
EPA 6010D	Calcium	144	mg/L	1.0	06/03/24 20:27	
EPA 6010D	Magnesium	16.5	mg/L	0.050	06/03/24 20:27	
EPA 6020B	Arsenic	0.0022J	mg/L	0.0050	06/04/24 16:51	
EPA 6020B	Barium	0.12	mg/L	0.0050	06/04/24 16:51	
EPA 6020B	Boron	1.5	mg/L	0.040	06/04/24 16:51	
EPA 6020B	Cobalt	0.00087J	mg/L	0.0050	06/04/24 16:51	
EPA 6020B	Lithium	0.0048J	mg/L	0.030	06/04/24 16:51	
EPA 6020B	Molybdenum	0.060	mg/L	0.010	06/04/24 16:51	
EPA 6020B	Selenium	0.0016J	mg/L	0.0050	06/04/24 16:51	
SM 2540C-2015	Total Dissolved Solids	610	mg/L	25.0	06/03/24 12:08	
SM 2320B-2011	Alkalinity,Bicarbonate (CaCO3)	176	mg/L	5.0	06/05/24 17:10	
SM 2320B-2011	Alkalinity, Total as CaCO3	176	mg/L	5.0	06/05/24 17:10	
EPA 300.0 Rev 2.1 1993	Chloride	61.6	mg/L	1.0	06/01/24 22:59	
EPA 300.0 Rev 2.1 1993	Fluoride	0.13	mg/L	0.10	06/01/24 22:59	
EPA 300.0 Rev 2.1 1993	Sulfate	187	mg/L	4.0	06/02/24 04:57	
92733822002	**HAM-PT-09**					
EPA 6010D	Iron	0.24	mg/L	0.040	06/03/24 20:31	
EPA 6010D	Manganese	0.28	mg/L	0.040	06/03/24 20:31	
EPA 6010D	Potassium	6.2	mg/L	0.50	06/03/24 20:31	
EPA 6010D	Sodium	11.5	mg/L	1.0	06/03/24 20:31	
EPA 6010D	Calcium	94.9	mg/L	1.0	06/03/24 20:31	
EPA 6010D	Magnesium	19.9	mg/L	0.050	06/03/24 20:31	
EPA 6020B	Arsenic	0.0022J	mg/L	0.0050	06/04/24 16:55	
EPA 6020B	Barium	0.062	mg/L	0.0050	06/04/24 16:55	
EPA 6020B	Boron	1.5	mg/L	0.040	06/04/24 16:55	
EPA 6020B	Cadmium	0.00010J	mg/L	0.00050	06/04/24 16:55	
EPA 6020B	Cobalt	0.0010J	mg/L	0.0050	06/04/24 16:55	
EPA 6020B	Molybdenum	0.24	mg/L	0.010	06/04/24 16:55	
SM 2540C-2015	Total Dissolved Solids	532	mg/L	25.0	06/03/24 12:09	
SM 2320B-2011	Alkalinity,Bicarbonate (CaCO3)	138	mg/L	5.0	06/07/24 15:22	
SM 2320B-2011	Alkalinity, Total as CaCO3	138	mg/L	5.0	06/07/24 15:22	
EPA 300.0 Rev 2.1 1993	Chloride	52.4	mg/L	1.0	06/01/24 23:14	
EPA 300.0 Rev 2.1 1993	Fluoride	0.33	mg/L	0.10	06/01/24 23:14	
EPA 300.0 Rev 2.1 1993	Sulfate	133	mg/L	3.0	06/02/24 05:41	
92733822003	**HAM-PT-10**					
EPA 6010D	Iron	0.21	mg/L	0.040	06/03/24 20:35	
EPA 6010D	Manganese	0.52	mg/L	0.040	06/03/24 20:35	
EPA 6010D	Potassium	6.6	mg/L	0.50	06/03/24 20:35	
EPA 6010D	Sodium	9.5	mg/L	1.0	06/03/24 20:35	
EPA 6010D	Calcium	95.9	mg/L	1.0	06/03/24 20:35	
EPA 6010D	Magnesium	13.1	mg/L	0.050	06/03/24 20:35	
EPA 6020B	Arsenic	0.0018J	mg/L	0.0050	06/04/24 16:59	

This report shall not be reproduced, except in full,
without the written consent of Pace Analytical Services, LLC.

Pace Analytical Services, LLC
9800 Kincey Ave. Suite 100
Huntersville, NC 28078
(704)875-9092

SUMMARY OF DETECTION

Project: Hammond AP-1
Pace Project No.: 92733822

Lab Sample ID Method	Client Sample ID Parameters	Result	Units	Report Limit	Analyzed	Qualifiers
92733822003	**HAM-PT-10**					
EPA 6020B	Barium	0.052	mg/L	0.0050	06/04/24 16:59	
EPA 6020B	Boron	1.4	mg/L	0.040	06/04/24 16:59	
EPA 6020B	Cobalt	0.0014J	mg/L	0.0050	06/04/24 16:59	
EPA 6020B	Molybdenum	0.053	mg/L	0.010	06/04/24 16:59	
SM 2540C-2015	Total Dissolved Solids	495	mg/L	25.0	06/03/24 12:10	
SM 2320B-2011	Alkalinity,Bicarbonate (CaCO3)	116	mg/L	5.0	06/07/24 15:31	
SM 2320B-2011	Alkalinity, Total as CaCO3	116	mg/L	5.0	06/07/24 15:31	
EPA 300.0 Rev 2.1 1993	Chloride	53.0	mg/L	1.0	06/01/24 23:57	
EPA 300.0 Rev 2.1 1993	Fluoride	0.17	mg/L	0.10	06/01/24 23:57	
EPA 300.0 Rev 2.1 1993	Sulfate	124	mg/L	3.0	06/02/24 05:55	
92733822004	**HAM-PT-11**					
EPA 6010D	Iron	0.10	mg/L	0.040	06/03/24 20:39	
EPA 6010D	Manganese	0.27	mg/L	0.040	06/03/24 20:39	
EPA 6010D	Potassium	6.5	mg/L	0.50	06/03/24 20:39	
EPA 6010D	Sodium	9.2	mg/L	1.0	06/03/24 20:39	
EPA 6010D	Calcium	95.7	mg/L	1.0	06/03/24 20:39	
EPA 6010D	Magnesium	16.7	mg/L	0.050	06/03/24 20:39	
EPA 6020B	Arsenic	0.0021J	mg/L	0.0050	06/04/24 17:03	
EPA 6020B	Barium	0.072	mg/L	0.0050	06/04/24 17:03	
EPA 6020B	Boron	1.4	mg/L	0.040	06/04/24 17:03	
EPA 6020B	Cadmium	0.00013J	mg/L	0.00050	06/04/24 17:03	
EPA 6020B	Cobalt	0.0013J	mg/L	0.0050	06/04/24 17:03	
EPA 6020B	Molybdenum	0.17	mg/L	0.010	06/04/24 17:03	
SM 2540C-2015	Total Dissolved Solids	474	mg/L	25.0	06/03/24 12:08	
SM 2320B-2011	Alkalinity,Bicarbonate (CaCO3)	143	mg/L	5.0	06/05/24 17:35	
SM 2320B-2011	Alkalinity, Total as CaCO3	143	mg/L	5.0	06/05/24 17:35	
EPA 300.0 Rev 2.1 1993	Chloride	39.4	mg/L	1.0	06/02/24 00:11	
EPA 300.0 Rev 2.1 1993	Fluoride	0.31	mg/L	0.10	06/02/24 00:11	
EPA 300.0 Rev 2.1 1993	Sulfate	118	mg/L	3.0	06/02/24 06:09	
92733822005	**HAM-PT-12**					
EPA 6010D	Iron	0.032J	mg/L	0.040	06/03/24 20:43	
EPA 6010D	Manganese	0.75	mg/L	0.040	06/03/24 20:43	
EPA 6010D	Potassium	5.7	mg/L	0.50	06/03/24 20:43	
EPA 6010D	Sodium	9.6	mg/L	1.0	06/03/24 20:43	
EPA 6010D	Calcium	91.0	mg/L	1.0	06/03/24 20:43	
EPA 6010D	Magnesium	18.6	mg/L	0.050	06/03/24 20:43	
EPA 6020B	Arsenic	0.0026J	mg/L	0.0050	06/04/24 17:07	
EPA 6020B	Barium	0.069	mg/L	0.0050	06/04/24 17:07	
EPA 6020B	Boron	1.5	mg/L	0.040	06/04/24 17:07	
EPA 6020B	Cadmium	0.00011J	mg/L	0.00050	06/04/24 17:07	
EPA 6020B	Cobalt	0.0021J	mg/L	0.0050	06/04/24 17:07	
EPA 6020B	Molybdenum	0.22	mg/L	0.010	06/04/24 17:07	
EPA 6020B	Selenium	0.0015J	mg/L	0.0050	06/04/24 17:07	
SM 2540C-2015	Total Dissolved Solids	488	mg/L	25.0	06/03/24 12:08	
SM 2320B-2011	Alkalinity,Bicarbonate (CaCO3)	136	mg/L	5.0	06/07/24 13:55	
SM 2320B-2011	Alkalinity, Total as CaCO3	136	mg/L	5.0	06/07/24 13:55	

This report shall not be reproduced, except in full,
without the written consent of Pace Analytical Services, LLC.

Pace Analytical Services, LLC
9800 Kincey Ave. Suite 100
Huntersville, NC 28078
(704)875-9092

SUMMARY OF DETECTION

Project: Hammond AP-1
Pace Project No.: 92733822

Lab Sample ID Method	Client Sample ID Parameters	Result	Units	Report Limit	Analyzed	Qualifiers
92733822005	**HAM-PT-12**					
EPA 300.0 Rev 2.1 1993	Chloride	48.0	mg/L	1.0	06/03/24 00:51	
EPA 300.0 Rev 2.1 1993	Fluoride	0.31	mg/L	0.10	06/03/24 00:51	
EPA 300.0 Rev 2.1 1993	Sulfate	131	mg/L	3.0	06/03/24 03:15	
92733822006	**HAM-AP1-EB-01**					
EPA 6010D	Calcium	0.13J	mg/L	1.0	06/03/24 20:47	
EPA 6010D	Magnesium	0.030J	mg/L	0.050	06/03/24 20:47	
EPA 6020B	Arsenic	0.0044J	mg/L	0.0050	06/04/24 17:16	
92733822007	**HAM-AP1-FB-01**					
EPA 6020B	Arsenic	0.0040J	mg/L	0.0050	06/04/24 17:20	
EPA 6020B	Selenium	0.0011J	mg/L	0.0050	06/04/24 17:20	
92733822008	**HAM-AP1-FD-01**					
EPA 6010D	Iron	0.26	mg/L	0.040	06/03/24 21:41	
EPA 6010D	Manganese	0.27	mg/L	0.040	06/03/24 21:41	
EPA 6010D	Calcium	97.3	mg/L	1.0	06/03/24 21:41	
EPA 6010D	Magnesium	20.9	mg/L	0.050	06/03/24 21:41	
EPA 6010D	Potassium	6.4	mg/L	0.50	06/04/24 14:10	
EPA 6010D	Sodium	12.0	mg/L	1.0	06/04/24 14:10	
EPA 6020B	Arsenic	0.0025J	mg/L	0.0050	06/04/24 17:24	
EPA 6020B	Barium	0.062	mg/L	0.0050	06/04/24 17:24	
EPA 6020B	Boron	1.4	mg/L	0.040	06/04/24 17:24	
EPA 6020B	Cadmium	0.00014J	mg/L	0.00050	06/04/24 17:24	
EPA 6020B	Cobalt	0.0010J	mg/L	0.0050	06/04/24 17:24	
EPA 6020B	Molybdenum	0.24	mg/L	0.010	06/04/24 17:24	
EPA 6020B	Selenium	0.0012J	mg/L	0.0050	06/04/24 17:24	
SM 2540C-2015	Total Dissolved Solids	500	mg/L	25.0	06/03/24 12:10	
SM 2320B-2011	Alkalinity,Bicarbonate (CaCO3)	140	mg/L	5.0	06/07/24 15:48	
SM 2320B-2011	Alkalinity, Total as CaCO3	140	mg/L	5.0	06/07/24 15:48	
EPA 300.0 Rev 2.1 1993	Chloride	51.3	mg/L	1.0	06/03/24 01:06	
EPA 300.0 Rev 2.1 1993	Fluoride	0.32	mg/L	0.10	06/03/24 01:06	
EPA 300.0 Rev 2.1 1993	Sulfate	129	mg/L	3.0	06/03/24 03:29	

This report shall not be reproduced, except in full,
without the written consent of Pace Analytical Services, LLC.

Pace Analytical Services, LLC
9800 Kincey Ave. Suite 100
Huntersville, NC 28078
(704)875-9092

ANALYTICAL RESULTS

Project: Hammond AP-1
Pace Project No.: 92733822

Sample: HAM-INW-03 **Lab ID: 92733822001** Collected: 05/29/24 14:14 Received: 05/31/24 12:05 Matrix: Water

Parameters	Results	Units	Report Limit	MDL	DF	Prepared	Analyzed	CAS No.	Qual
6010D ATL ICP	Analytical Method: EPA 6010D Preparation Method: EPA 3010A Pace Analytical Services - Peachtree Corners, GA								
Iron	**0.14**	mg/L	0.040	0.025	1	05/31/24 17:19	06/03/24 20:27	7439-89-6	
Manganese	**1.2**	mg/L	0.040	0.011	1	05/31/24 17:19	06/03/24 20:27	7439-96-5	
Potassium	**6.1**	mg/L	0.50	0.15	1	05/31/24 17:19	06/03/24 20:27	7440-09-7	
Sodium	**11.1**	mg/L	1.0	0.58	1	05/31/24 17:19	06/03/24 20:27	7440-23-5	
Calcium	**144**	mg/L	1.0	0.12	1	05/31/24 17:19	06/03/24 20:27	7440-70-2	
Magnesium	**16.5**	mg/L	0.050	0.012	1	05/31/24 17:19	06/03/24 20:27	7439-95-4	
6020 MET ICPMS	Analytical Method: EPA 6020B Preparation Method: EPA 3005A Pace Analytical Services - Peachtree Corners, GA								
Antimony	ND	mg/L	0.0030	0.00054	1	05/31/24 16:57	06/04/24 16:51	7440-36-0	
Arsenic	**0.0022J**	mg/L	0.0050	0.00084	1	05/31/24 16:57	06/04/24 16:51	7440-38-2	
Barium	**0.12**	mg/L	0.0050	0.00047	1	05/31/24 16:57	06/04/24 16:51	7440-39-3	
Beryllium	ND	mg/L	0.00050	0.000094	1	05/31/24 16:57	06/04/24 16:51	7440-41-7	
Boron	**1.5**	mg/L	0.040	0.012	1	05/31/24 16:57	06/04/24 16:51	7440-42-8	
Cadmium	ND	mg/L	0.00050	0.00010	1	05/31/24 16:57	06/04/24 16:51	7440-43-9	
Chromium	ND	mg/L	0.0050	0.0019	1	05/31/24 16:57	06/04/24 16:51	7440-47-3	
Cobalt	**0.00087J**	mg/L	0.0050	0.00032	1	05/31/24 16:57	06/04/24 16:51	7440-48-4	
Lead	ND	mg/L	0.0010	0.00016	1	05/31/24 16:57	06/04/24 16:51	7439-92-1	
Lithium	**0.0048J**	mg/L	0.030	0.0016	1	05/31/24 16:57	06/04/24 16:51	7439-93-2	
Molybdenum	**0.060**	mg/L	0.010	0.00062	1	05/31/24 16:57	06/04/24 16:51	7439-98-7	
Selenium	**0.0016J**	mg/L	0.0050	0.00096	1	05/31/24 16:57	06/04/24 16:51	7782-49-2	
Thallium	ND	mg/L	0.0010	0.00038	1	05/31/24 16:57	06/04/24 16:51	7440-28-0	
7470 Mercury	Analytical Method: EPA 7470A Preparation Method: EPA 7470A Pace Analytical Services - Peachtree Corners, GA								
Mercury	ND	mg/L	0.00020	0.00013	1	06/10/24 17:00	06/11/24 09:10	7439-97-6	
2540C Total Dissolved Solids	Analytical Method: SM 2540C-2015 Pace Analytical Services - Peachtree Corners, GA								
Total Dissolved Solids	**610**	mg/L	25.0	25.0	1		06/03/24 12:08		
2320B Alkalinity	Analytical Method: SM 2320B-2011 Pace Analytical Services - Asheville								
Alkalinity,Bicarbonate (CaCO3)	**176**	mg/L	5.0	5.0	1		06/05/24 17:10		
Alkalinity,Carbonate (CaCO3)	ND	mg/L	5.0	5.0	1		06/05/24 17:10		
Alkalinity, Total as CaCO3	**176**	mg/L	5.0	5.0	1		06/05/24 17:10		
4500S2D Sulfide Water	Analytical Method: SM 4500-S2D-2011 Pace Analytical Services - Asheville								
Sulfide	ND	mg/L	0.10	0.022	1		06/02/24 02:01	18496-25-8	
300.0 IC Anions 28 Days	Analytical Method: EPA 300.0 Rev 2.1 1993 Pace Analytical Services - Asheville								
Chloride	**61.6**	mg/L	1.0	0.60	1		06/01/24 22:59	16887-00-6	

This report shall not be reproduced, except in full,
without the written consent of Pace Analytical Services, LLC.

Pace Analytical Services, LLC
9800 Kincey Ave. Suite 100
Huntersville, NC 28078
(704)875-9092

ANALYTICAL RESULTS

Project: Hammond AP-1
Pace Project No.: 92733822

Sample: HAM-INW-03 **Lab ID: 92733822001** Collected: 05/29/24 14:14 Received: 05/31/24 12:05 Matrix: Water

Parameters	Results	Units	Report Limit	MDL	DF	Prepared	Analyzed	CAS No.	Qual
300.0 IC Anions 28 Days	Analytical Method: EPA 300.0 Rev 2.1 1993 Pace Analytical Services - Asheville								
Fluoride	**0.13**	mg/L	0.10	0.050	1		06/01/24 22:59	16984-48-8	
Sulfate	**187**	mg/L	4.0	2.0	4		06/02/24 04:57	14808-79-8	

This report shall not be reproduced, except in full,
without the written consent of Pace Analytical Services, LLC.

Pace Analytical Services, LLC
9800 Kincey Ave. Suite 100
Huntersville, NC 28078
(704)875-9092

ANALYTICAL RESULTS

Project: Hammond AP-1
Pace Project No.: 92733822

Sample: HAM-PT-09 **Lab ID: 92733822002** Collected: 05/30/24 11:52 Received: 05/31/24 12:05 Matrix: Water

Parameters	Results	Units	Report Limit	MDL	DF	Prepared	Analyzed	CAS No.	Qual
6010D ATL ICP	Analytical Method: EPA 6010D Preparation Method: EPA 3010A								
	Pace Analytical Services - Peachtree Corners, GA								
Iron	**0.24**	mg/L	0.040	0.025	1	05/31/24 17:19	06/03/24 20:31	7439-89-6	
Manganese	**0.28**	mg/L	0.040	0.011	1	05/31/24 17:19	06/03/24 20:31	7439-96-5	
Potassium	**6.2**	mg/L	0.50	0.15	1	05/31/24 17:19	06/03/24 20:31	7440-09-7	
Sodium	**11.5**	mg/L	1.0	0.58	1	05/31/24 17:19	06/03/24 20:31	7440-23-5	
Calcium	**94.9**	mg/L	1.0	0.12	1	05/31/24 17:19	06/03/24 20:31	7440-70-2	
Magnesium	**19.9**	mg/L	0.050	0.012	1	05/31/24 17:19	06/03/24 20:31	7439-95-4	
6020 MET ICPMS	Analytical Method: EPA 6020B Preparation Method: EPA 3005A								
	Pace Analytical Services - Peachtree Corners, GA								
Antimony	ND	mg/L	0.0030	0.00054	1	05/31/24 16:57	06/04/24 16:55	7440-36-0	
Arsenic	**0.0022J**	mg/L	0.0050	0.00084	1	05/31/24 16:57	06/04/24 16:55	7440-38-2	
Barium	**0.062**	mg/L	0.0050	0.00047	1	05/31/24 16:57	06/04/24 16:55	7440-39-3	
Beryllium	ND	mg/L	0.00050	0.000094	1	05/31/24 16:57	06/04/24 16:55	7440-41-7	
Boron	**1.5**	mg/L	0.040	0.012	1	05/31/24 16:57	06/04/24 16:55	7440-42-8	
Cadmium	**0.00010J**	mg/L	0.00050	0.00010	1	05/31/24 16:57	06/04/24 16:55	7440-43-9	
Chromium	ND	mg/L	0.0050	0.0019	1	05/31/24 16:57	06/04/24 16:55	7440-47-3	
Cobalt	**0.0010J**	mg/L	0.0050	0.00032	1	05/31/24 16:57	06/04/24 16:55	7440-48-4	
Lead	ND	mg/L	0.0010	0.00016	1	05/31/24 16:57	06/04/24 16:55	7439-92-1	
Lithium	ND	mg/L	0.030	0.0016	1	05/31/24 16:57	06/04/24 16:55	7439-93-2	
Molybdenum	**0.24**	mg/L	0.010	0.00062	1	05/31/24 16:57	06/04/24 16:55	7439-98-7	
Selenium	ND	mg/L	0.0050	0.00096	1	05/31/24 16:57	06/04/24 16:55	7782-49-2	
Thallium	ND	mg/L	0.0010	0.00038	1	05/31/24 16:57	06/04/24 16:55	7440-28-0	
7470 Mercury	Analytical Method: EPA 7470A Preparation Method: EPA 7470A								
	Pace Analytical Services - Peachtree Corners, GA								
Mercury	ND	mg/L	0.00020	0.00013	1	06/10/24 17:00	06/11/24 09:32	7439-97-6	
2540C Total Dissolved Solids	Analytical Method: SM 2540C-2015								
	Pace Analytical Services - Peachtree Corners, GA								
Total Dissolved Solids	**532**	mg/L	25.0	25.0	1		06/03/24 12:09		
2320B Alkalinity	Analytical Method: SM 2320B-2011								
	Pace Analytical Services - Asheville								
Alkalinity,Bicarbonate (CaCO3)	**138**	mg/L	5.0	5.0	1		06/07/24 15:22		
Alkalinity,Carbonate (CaCO3)	ND	mg/L	5.0	5.0	1		06/07/24 15:22		
Alkalinity, Total as CaCO3	**138**	mg/L	5.0	5.0	1		06/07/24 15:22		
4500S2D Sulfide Water	Analytical Method: SM 4500-S2D-2011								
	Pace Analytical Services - Asheville								
Sulfide	ND	mg/L	0.10	0.022	1		06/02/24 02:05	18496-25-8	
300.0 IC Anions 28 Days	Analytical Method: EPA 300.0 Rev 2.1 1993								
	Pace Analytical Services - Asheville								
Chloride	**52.4**	mg/L	1.0	0.60	1		06/01/24 23:14	16887-00-6	

REPORT OF LABORATORY ANALYSIS

This report shall not be reproduced, except in full,
without the written consent of Pace Analytical Services, LLC.

Pace Analytical Services, LLC
9800 Kincey Ave. Suite 100
Huntersville, NC 28078
(704)875-9092

ANALYTICAL RESULTS

Project: Hammond AP-1
Pace Project No.: 92733822

Sample: HAM-PT-09 **Lab ID: 92733822002** Collected: 05/30/24 11:52 Received: 05/31/24 12:05 Matrix: Water

Parameters	Results	Units	Report Limit	MDL	DF	Prepared	Analyzed	CAS No.	Qual
300.0 IC Anions 28 Days	Analytical Method: EPA 300.0 Rev 2.1 1993 Pace Analytical Services - Asheville								
Fluoride	**0.33**	mg/L	0.10	0.050	1		06/01/24 23:14	16984-48-8	
Sulfate	**133**	mg/L	3.0	1.5	3		06/02/24 05:41	14808-79-8	

This report shall not be reproduced, except in full,
without the written consent of Pace Analytical Services, LLC.

Pace Analytical Services, LLC
9800 Kincey Ave. Suite 100
Huntersville, NC 28078
(704)875-9092

ANALYTICAL RESULTS

Project: Hammond AP-1
Pace Project No.: 92733822

Sample: HAM-PT-10 **Lab ID: 92733822003** Collected: 05/30/24 14:40 Received: 05/31/24 12:05 Matrix: Water

Parameters	Results	Units	Report Limit	MDL	DF	Prepared	Analyzed	CAS No.	Qual
6010D ATL ICP	Analytical Method: EPA 6010D Preparation Method: EPA 3010A Pace Analytical Services - Peachtree Corners, GA								
Iron	**0.21**	mg/L	0.040	0.025	1	05/31/24 17:19	06/03/24 20:35	7439-89-6	
Manganese	**0.52**	mg/L	0.040	0.011	1	05/31/24 17:19	06/03/24 20:35	7439-96-5	
Potassium	**6.6**	mg/L	0.50	0.15	1	05/31/24 17:19	06/03/24 20:35	7440-09-7	
Sodium	**9.5**	mg/L	1.0	0.58	1	05/31/24 17:19	06/03/24 20:35	7440-23-5	
Calcium	**95.9**	mg/L	1.0	0.12	1	05/31/24 17:19	06/03/24 20:35	7440-70-2	
Magnesium	**13.1**	mg/L	0.050	0.012	1	05/31/24 17:19	06/03/24 20:35	7439-95-4	
6020 MET ICPMS	Analytical Method: EPA 6020B Preparation Method: EPA 3005A Pace Analytical Services - Peachtree Corners, GA								
Antimony	ND	mg/L	0.0030	0.00054	1	05/31/24 16:57	06/04/24 16:59	7440-36-0	
Arsenic	**0.0018J**	mg/L	0.0050	0.00084	1	05/31/24 16:57	06/04/24 16:59	7440-38-2	
Barium	**0.052**	mg/L	0.0050	0.00047	1	05/31/24 16:57	06/04/24 16:59	7440-39-3	
Beryllium	ND	mg/L	0.00050	0.000094	1	05/31/24 16:57	06/04/24 16:59	7440-41-7	
Boron	**1.4**	mg/L	0.040	0.012	1	05/31/24 16:57	06/04/24 16:59	7440-42-8	
Cadmium	ND	mg/L	0.00050	0.00010	1	05/31/24 16:57	06/04/24 16:59	7440-43-9	
Chromium	ND	mg/L	0.0050	0.0019	1	05/31/24 16:57	06/04/24 16:59	7440-47-3	
Cobalt	**0.0014J**	mg/L	0.0050	0.00032	1	05/31/24 16:57	06/04/24 16:59	7440-48-4	
Lead	ND	mg/L	0.0010	0.00016	1	05/31/24 16:57	06/04/24 16:59	7439-92-1	
Lithium	ND	mg/L	0.030	0.0016	1	05/31/24 16:57	06/04/24 16:59	7439-93-2	
Molybdenum	**0.053**	mg/L	0.010	0.00062	1	05/31/24 16:57	06/04/24 16:59	7439-98-7	
Selenium	ND	mg/L	0.0050	0.00096	1	05/31/24 16:57	06/04/24 16:59	7782-49-2	
Thallium	ND	mg/L	0.0010	0.00038	1	05/31/24 16:57	06/04/24 16:59	7440-28-0	
7470 Mercury	Analytical Method: EPA 7470A Preparation Method: EPA 7470A Pace Analytical Services - Peachtree Corners, GA								
Mercury	ND	mg/L	0.00020	0.00013	1	06/10/24 17:00	06/11/24 09:35	7439-97-6	
2540C Total Dissolved Solids	Analytical Method: SM 2540C-2015 Pace Analytical Services - Peachtree Corners, GA								
Total Dissolved Solids	**495**	mg/L	25.0	25.0	1		06/03/24 12:10		
2320B Alkalinity	Analytical Method: SM 2320B-2011 Pace Analytical Services - Asheville								
Alkalinity,Bicarbonate (CaCO3)	**116**	mg/L	5.0	5.0	1		06/07/24 15:31		
Alkalinity,Carbonate (CaCO3)	ND	mg/L	5.0	5.0	1		06/07/24 15:31		
Alkalinity, Total as CaCO3	**116**	mg/L	5.0	5.0	1		06/07/24 15:31		
4500S2D Sulfide Water	Analytical Method: SM 4500-S2D-2011 Pace Analytical Services - Asheville								
Sulfide	ND	mg/L	0.10	0.022	1		06/02/24 02:05	18496-25-8	
300.0 IC Anions 28 Days	Analytical Method: EPA 300.0 Rev 2.1 1993 Pace Analytical Services - Asheville								
Chloride	**53.0**	mg/L	1.0	0.60	1		06/01/24 23:57	16887-00-6	

This report shall not be reproduced, except in full,
without the written consent of Pace Analytical Services, LLC.

Pace Analytical Services, LLC
9800 Kincey Ave. Suite 100
Huntersville, NC 28078
(704)875-9092

ANALYTICAL RESULTS

Project: Hammond AP-1
Pace Project No.: 92733822

Sample: HAM-PT-10 **Lab ID: 92733822003** Collected: 05/30/24 14:40 Received: 05/31/24 12:05 Matrix: Water

Parameters	Results	Units	Report Limit	MDL	DF	Prepared	Analyzed	CAS No.	Qual
300.0 IC Anions 28 Days	Analytical Method: EPA 300.0 Rev 2.1 1993 Pace Analytical Services - Asheville								
Fluoride	**0.17**	mg/L	0.10	0.050	1		06/01/24 23:57	16984-48-8	
Sulfate	**124**	mg/L	3.0	1.5	3		06/02/24 05:55	14808-79-8	

This report shall not be reproduced, except in full,
without the written consent of Pace Analytical Services, LLC.

Pace Analytical Services, LLC
9800 Kincey Ave. Suite 100
Huntersville, NC 28078
(704)875-9092

ANALYTICAL RESULTS

Project: Hammond AP-1
Pace Project No.: 92733822

Sample: HAM-PT-11 **Lab ID: 92733822004** Collected: 05/29/24 16:43 Received: 05/31/24 12:05 Matrix: Water

Parameters	Results	Units	Report Limit	MDL	DF	Prepared	Analyzed	CAS No.	Qual
6010D ATL ICP	Analytical Method: EPA 6010D Preparation Method: EPA 3010A Pace Analytical Services - Peachtree Corners, GA								
Iron	**0.10**	mg/L	0.040	0.025	1	05/31/24 17:19	06/03/24 20:39	7439-89-6	
Manganese	**0.27**	mg/L	0.040	0.011	1	05/31/24 17:19	06/03/24 20:39	7439-96-5	
Potassium	**6.5**	mg/L	0.50	0.15	1	05/31/24 17:19	06/03/24 20:39	7440-09-7	
Sodium	**9.2**	mg/L	1.0	0.58	1	05/31/24 17:19	06/03/24 20:39	7440-23-5	
Calcium	**95.7**	mg/L	1.0	0.12	1	05/31/24 17:19	06/03/24 20:39	7440-70-2	
Magnesium	**16.7**	mg/L	0.050	0.012	1	05/31/24 17:19	06/03/24 20:39	7439-95-4	
6020 MET ICPMS	Analytical Method: EPA 6020B Preparation Method: EPA 3005A Pace Analytical Services - Peachtree Corners, GA								
Antimony	ND	mg/L	0.0030	0.00054	1	05/31/24 16:57	06/04/24 17:03	7440-36-0	
Arsenic	**0.0021J**	mg/L	0.0050	0.00084	1	05/31/24 16:57	06/04/24 17:03	7440-38-2	
Barium	**0.072**	mg/L	0.0050	0.00047	1	05/31/24 16:57	06/04/24 17:03	7440-39-3	
Beryllium	ND	mg/L	0.00050	0.000094	1	05/31/24 16:57	06/04/24 17:03	7440-41-7	
Boron	**1.4**	mg/L	0.040	0.012	1	05/31/24 16:57	06/04/24 17:03	7440-42-8	
Cadmium	**0.00013J**	mg/L	0.00050	0.00010	1	05/31/24 16:57	06/04/24 17:03	7440-43-9	
Chromium	ND	mg/L	0.0050	0.0019	1	05/31/24 16:57	06/04/24 17:03	7440-47-3	
Cobalt	**0.0013J**	mg/L	0.0050	0.00032	1	05/31/24 16:57	06/04/24 17:03	7440-48-4	
Lead	ND	mg/L	0.0010	0.00016	1	05/31/24 16:57	06/04/24 17:03	7439-92-1	
Lithium	ND	mg/L	0.030	0.0016	1	05/31/24 16:57	06/04/24 17:03	7439-93-2	
Molybdenum	**0.17**	mg/L	0.010	0.00062	1	05/31/24 16:57	06/04/24 17:03	7439-98-7	
Selenium	ND	mg/L	0.0050	0.00096	1	05/31/24 16:57	06/04/24 17:03	7782-49-2	
Thallium	ND	mg/L	0.0010	0.00038	1	05/31/24 16:57	06/04/24 17:03	7440-28-0	
7470 Mercury	Analytical Method: EPA 7470A Preparation Method: EPA 7470A Pace Analytical Services - Peachtree Corners, GA								
Mercury	ND	mg/L	0.00020	0.00013	1	06/10/24 17:00	06/11/24 09:37	7439-97-6	
2540C Total Dissolved Solids	Analytical Method: SM 2540C-2015 Pace Analytical Services - Peachtree Corners, GA								
Total Dissolved Solids	**474**	mg/L	25.0	25.0	1		06/03/24 12:08		
2320B Alkalinity	Analytical Method: SM 2320B-2011 Pace Analytical Services - Asheville								
Alkalinity,Bicarbonate (CaCO3)	**143**	mg/L	5.0	5.0	1		06/05/24 17:35		
Alkalinity,Carbonate (CaCO3)	ND	mg/L	5.0	5.0	1		06/05/24 17:35		
Alkalinity, Total as CaCO3	**143**	mg/L	5.0	5.0	1		06/05/24 17:35		
4500S2D Sulfide Water	Analytical Method: SM 4500-S2D-2011 Pace Analytical Services - Asheville								
Sulfide	ND	mg/L	0.10	0.022	1		06/02/24 02:01	18496-25-8	
300.0 IC Anions 28 Days	Analytical Method: EPA 300.0 Rev 2.1 1993 Pace Analytical Services - Asheville								
Chloride	**39.4**	mg/L	1.0	0.60	1		06/02/24 00:11	16887-00-6	

REPORT OF LABORATORY ANALYSIS

This report shall not be reproduced, except in full,
without the written consent of Pace Analytical Services, LLC.

Pace Analytical Services, LLC
9800 Kincey Ave. Suite 100
Huntersville, NC 28078
(704)875-9092

ANALYTICAL RESULTS

Project: Hammond AP-1
Pace Project No.: 92733822

Sample: HAM-PT-11 **Lab ID: 92733822004** Collected: 05/29/24 16:43 Received: 05/31/24 12:05 Matrix: Water

Parameters	Results	Units	Report Limit	MDL	DF	Prepared	Analyzed	CAS No.	Qual
300.0 IC Anions 28 Days	Analytical Method: EPA 300.0 Rev 2.1 1993 Pace Analytical Services - Asheville								
Fluoride	**0.31**	mg/L	0.10	0.050	1		06/02/24 00:11	16984-48-8	
Sulfate	**118**	mg/L	3.0	1.5	3		06/02/24 06:09	14808-79-8	

This report shall not be reproduced, except in full,
without the written consent of Pace Analytical Services, LLC.

Pace Analytical Services, LLC
9800 Kincey Ave. Suite 100
Huntersville, NC 28078
(704)875-9092

ANALYTICAL RESULTS

Project: Hammond AP-1
Pace Project No.: 92733822

Sample: HAM-PT-12 **Lab ID: 92733822005** Collected: 05/29/24 12:08 Received: 05/31/24 12:05 Matrix: Water

Parameters	Results	Units	Report Limit	MDL	DF	Prepared	Analyzed	CAS No.	Qual
6010D ATL ICP	Analytical Method: EPA 6010D Preparation Method: EPA 3010A								
	Pace Analytical Services - Peachtree Corners, GA								
Iron	**0.032J**	mg/L	0.040	0.025	1	05/31/24 17:19	06/03/24 20:43	7439-89-6	
Manganese	**0.75**	mg/L	0.040	0.011	1	05/31/24 17:19	06/03/24 20:43	7439-96-5	
Potassium	**5.7**	mg/L	0.50	0.15	1	05/31/24 17:19	06/03/24 20:43	7440-09-7	
Sodium	**9.6**	mg/L	1.0	0.58	1	05/31/24 17:19	06/03/24 20:43	7440-23-5	
Calcium	**91.0**	mg/L	1.0	0.12	1	05/31/24 17:19	06/03/24 20:43	7440-70-2	
Magnesium	**18.6**	mg/L	0.050	0.012	1	05/31/24 17:19	06/03/24 20:43	7439-95-4	
6020 MET ICPMS	Analytical Method: EPA 6020B Preparation Method: EPA 3005A								
	Pace Analytical Services - Peachtree Corners, GA								
Antimony	ND	mg/L	0.0030	0.00054	1	05/31/24 16:57	06/04/24 17:07	7440-36-0	
Arsenic	**0.0026J**	mg/L	0.0050	0.00084	1	05/31/24 16:57	06/04/24 17:07	7440-38-2	
Barium	**0.069**	mg/L	0.0050	0.00047	1	05/31/24 16:57	06/04/24 17:07	7440-39-3	
Beryllium	ND	mg/L	0.00050	0.000094	1	05/31/24 16:57	06/04/24 17:07	7440-41-7	
Boron	**1.5**	mg/L	0.040	0.012	1	05/31/24 16:57	06/04/24 17:07	7440-42-8	
Cadmium	**0.00011J**	mg/L	0.00050	0.00010	1	05/31/24 16:57	06/04/24 17:07	7440-43-9	
Chromium	ND	mg/L	0.0050	0.0019	1	05/31/24 16:57	06/04/24 17:07	7440-47-3	
Cobalt	**0.0021J**	mg/L	0.0050	0.00032	1	05/31/24 16:57	06/04/24 17:07	7440-48-4	
Lead	ND	mg/L	0.0010	0.00016	1	05/31/24 16:57	06/04/24 17:07	7439-92-1	
Lithium	ND	mg/L	0.030	0.0016	1	05/31/24 16:57	06/04/24 17:07	7439-93-2	
Molybdenum	**0.22**	mg/L	0.010	0.00062	1	05/31/24 16:57	06/04/24 17:07	7439-98-7	
Selenium	**0.0015J**	mg/L	0.0050	0.00096	1	05/31/24 16:57	06/04/24 17:07	7782-49-2	
Thallium	ND	mg/L	0.0010	0.00038	1	05/31/24 16:57	06/04/24 17:07	7440-28-0	
7470 Mercury	Analytical Method: EPA 7470A Preparation Method: EPA 7470A								
	Pace Analytical Services - Peachtree Corners, GA								
Mercury	ND	mg/L	0.00020	0.00013	1	06/10/24 17:00	06/11/24 09:40	7439-97-6	
2540C Total Dissolved Solids	Analytical Method: SM 2540C-2015								
	Pace Analytical Services - Peachtree Corners, GA								
Total Dissolved Solids	**488**	mg/L	25.0	25.0	1		06/03/24 12:08		
2320B Alkalinity	Analytical Method: SM 2320B-2011								
	Pace Analytical Services - Asheville								
Alkalinity,Bicarbonate (CaCO3)	**136**	mg/L	5.0	5.0	1		06/07/24 13:55		
Alkalinity,Carbonate (CaCO3)	ND	mg/L	5.0	5.0	1		06/07/24 13:55		
Alkalinity, Total as CaCO3	**136**	mg/L	5.0	5.0	1		06/07/24 13:55		
4500S2D Sulfide Water	Analytical Method: SM 4500-S2D-2011								
	Pace Analytical Services - Asheville								
Sulfide	ND	mg/L	0.10	0.022	1		06/02/24 02:01	18496-25-8	
300.0 IC Anions 28 Days	Analytical Method: EPA 300.0 Rev 2.1 1993								
	Pace Analytical Services - Asheville								
Chloride	**48.0**	mg/L	1.0	0.60	1		06/03/24 00:51	16887-00-6	

REPORT OF LABORATORY ANALYSIS

This report shall not be reproduced, except in full,
without the written consent of Pace Analytical Services, LLC.

Pace Analytical Services, LLC
9800 Kincey Ave. Suite 100
Huntersville, NC 28078
(704)875-9092

ANALYTICAL RESULTS

Project: Hammond AP-1
Pace Project No.: 92733822

Sample: HAM-PT-12 **Lab ID: 92733822005** Collected: 05/29/24 12:08 Received: 05/31/24 12:05 Matrix: Water

Parameters	Results	Units	Report Limit	MDL	DF	Prepared	Analyzed	CAS No.	Qual
300.0 IC Anions 28 Days	Analytical Method: EPA 300.0 Rev 2.1 1993 Pace Analytical Services - Asheville								
Fluoride	**0.31**	mg/L	0.10	0.050	1		06/03/24 00:51	16984-48-8	
Sulfate	**131**	mg/L	3.0	1.5	3		06/03/24 03:15	14808-79-8	

This report shall not be reproduced, except in full,
without the written consent of Pace Analytical Services, LLC.

Pace Analytical Services, LLC
9800 Kincey Ave. Suite 100
Huntersville, NC 28078
(704)875-9092

ANALYTICAL RESULTS

Project: Hammond AP-1
Pace Project No.: 92733822

Sample: HAM-AP1-EB-01 **Lab ID: 92733822006** Collected: 05/30/24 16:59 Received: 05/31/24 12:05 Matrix: Water

Parameters	Results	Units	Report Limit	MDL	DF	Prepared	Analyzed	CAS No.	Qual
6010D ATL ICP	Analytical Method: EPA 6010D Preparation Method: EPA 3010A								
	Pace Analytical Services - Peachtree Corners, GA								
Iron	ND	mg/L	0.040	0.025	1	05/31/24 17:19	06/03/24 20:47	7439-89-6	
Manganese	ND	mg/L	0.040	0.011	1	05/31/24 17:19	06/03/24 20:47	7439-96-5	
Potassium	ND	mg/L	0.50	0.15	1	05/31/24 17:19	06/03/24 20:47	7440-09-7	
Sodium	ND	mg/L	1.0	0.58	1	05/31/24 17:19	06/03/24 20:47	7440-23-5	
Calcium	**0.13J**	mg/L	1.0	0.12	1	05/31/24 17:19	06/03/24 20:47	7440-70-2	
Magnesium	**0.030J**	mg/L	0.050	0.012	1	05/31/24 17:19	06/03/24 20:47	7439-95-4	
6020 MET ICPMS	Analytical Method: EPA 6020B Preparation Method: EPA 3005A								
	Pace Analytical Services - Peachtree Corners, GA								
Antimony	ND	mg/L	0.0030	0.00054	1	05/31/24 16:57	06/04/24 17:16	7440-36-0	
Arsenic	**0.0044J**	mg/L	0.0050	0.00084	1	05/31/24 16:57	06/04/24 17:16	7440-38-2	
Barium	ND	mg/L	0.0050	0.00047	1	05/31/24 16:57	06/04/24 17:16	7440-39-3	
Beryllium	ND	mg/L	0.00050	0.000094	1	05/31/24 16:57	06/04/24 17:16	7440-41-7	
Boron	ND	mg/L	0.040	0.012	1	05/31/24 16:57	06/04/24 17:16	7440-42-8	
Cadmium	ND	mg/L	0.00050	0.00010	1	05/31/24 16:57	06/04/24 17:16	7440-43-9	
Chromium	ND	mg/L	0.0050	0.0019	1	05/31/24 16:57	06/04/24 17:16	7440-47-3	
Cobalt	ND	mg/L	0.0050	0.00032	1	05/31/24 16:57	06/04/24 17:16	7440-48-4	
Lead	ND	mg/L	0.0010	0.00016	1	05/31/24 16:57	06/04/24 17:16	7439-92-1	
Lithium	ND	mg/L	0.030	0.0016	1	05/31/24 16:57	06/04/24 17:16	7439-93-2	
Molybdenum	ND	mg/L	0.010	0.00062	1	05/31/24 16:57	06/04/24 17:16	7439-98-7	
Selenium	ND	mg/L	0.0050	0.00096	1	05/31/24 16:57	06/04/24 17:16	7782-49-2	
Thallium	ND	mg/L	0.0010	0.00038	1	05/31/24 16:57	06/04/24 17:16	7440-28-0	
7470 Mercury	Analytical Method: EPA 7470A Preparation Method: EPA 7470A								
	Pace Analytical Services - Peachtree Corners, GA								
Mercury	ND	mg/L	0.00020	0.00013	1	06/10/24 17:00	06/11/24 09:43	7439-97-6	
2540C Total Dissolved Solids	Analytical Method: SM 2540C-2015								
	Pace Analytical Services - Peachtree Corners, GA								
Total Dissolved Solids	ND	mg/L	25.0	25.0	1		06/03/24 12:10		
2320B Alkalinity	Analytical Method: SM 2320B-2011								
	Pace Analytical Services - Asheville								
Alkalinity,Bicarbonate (CaCO3)	ND	mg/L	5.0	5.0	1		06/07/24 15:40		
Alkalinity,Carbonate (CaCO3)	ND	mg/L	5.0	5.0	1		06/07/24 15:40		
Alkalinity, Total as CaCO3	ND	mg/L	5.0	5.0	1		06/07/24 15:40		
4500S2D Sulfide Water	Analytical Method: SM 4500-S2D-2011								
	Pace Analytical Services - Asheville								
Sulfide	ND	mg/L	0.10	0.022	1		06/02/24 02:06	18496-25-8	
300.0 IC Anions 28 Days	Analytical Method: EPA 300.0 Rev 2.1 1993								
	Pace Analytical Services - Asheville								
Chloride	ND	mg/L	1.0	0.60	1		06/02/24 22:00	16887-00-6	

This report shall not be reproduced, except in full,
without the written consent of Pace Analytical Services, LLC.

Pace Analytical Services, LLC
9800 Kincey Ave. Suite 100
Huntersville, NC 28078
(704)875-9092

ANALYTICAL RESULTS

Project: Hammond AP-1
Pace Project No.: 92733822

Sample: HAM-AP1-EB-01 **Lab ID: 92733822006** Collected: 05/30/24 16:59 Received: 05/31/24 12:05 Matrix: Water

Parameters	Results	Units	Report Limit	MDL	DF	Prepared	Analyzed	CAS No.	Qual
300.0 IC Anions 28 Days	Analytical Method: EPA 300.0 Rev 2.1 1993 Pace Analytical Services - Asheville								
Fluoride	ND	mg/L	0.10	0.050	1		06/02/24 22:00	16984-48-8	
Sulfate	ND	mg/L	1.0	0.50	1		06/02/24 22:00	14808-79-8	

This report shall not be reproduced, except in full,
without the written consent of Pace Analytical Services, LLC.

Pace Analytical Services, LLC
9800 Kincey Ave. Suite 100
Huntersville, NC 28078
(704)875-9092

ANALYTICAL RESULTS

Project: Hammond AP-1
Pace Project No.: 92733822

Sample: HAM-AP1-FB-01 **Lab ID: 92733822007** Collected: 05/30/24 16:52 Received: 05/31/24 12:05 Matrix: Water

Parameters	Results	Units	Report Limit	MDL	DF	Prepared	Analyzed	CAS No.	Qual
6010D ATL ICP	Analytical Method: EPA 6010D Preparation Method: EPA 3010A								
	Pace Analytical Services - Peachtree Corners, GA								
Iron	ND	mg/L	0.040	0.025	1	05/31/24 17:19	06/03/24 20:51	7439-89-6	
Manganese	ND	mg/L	0.040	0.011	1	05/31/24 17:19	06/03/24 20:51	7439-96-5	
Potassium	ND	mg/L	0.50	0.15	1	05/31/24 17:19	06/03/24 20:51	7440-09-7	
Sodium	ND	mg/L	1.0	0.58	1	05/31/24 17:19	06/03/24 20:51	7440-23-5	
Calcium	ND	mg/L	1.0	0.12	1	05/31/24 17:19	06/03/24 20:51	7440-70-2	
Magnesium	ND	mg/L	0.050	0.012	1	05/31/24 17:19	06/03/24 20:51	7439-95-4	
6020 MET ICPMS	Analytical Method: EPA 6020B Preparation Method: EPA 3005A								
	Pace Analytical Services - Peachtree Corners, GA								
Antimony	ND	mg/L	0.0030	0.00054	1	05/31/24 16:57	06/04/24 17:20	7440-36-0	
Arsenic	**0.0040J**	mg/L	0.0050	0.00084	1	05/31/24 16:57	06/04/24 17:20	7440-38-2	
Barium	ND	mg/L	0.0050	0.00047	1	05/31/24 16:57	06/04/24 17:20	7440-39-3	
Beryllium	ND	mg/L	0.00050	0.000094	1	05/31/24 16:57	06/04/24 17:20	7440-41-7	
Boron	ND	mg/L	0.040	0.012	1	05/31/24 16:57	06/04/24 17:20	7440-42-8	
Cadmium	ND	mg/L	0.00050	0.00010	1	05/31/24 16:57	06/04/24 17:20	7440-43-9	
Chromium	ND	mg/L	0.0050	0.0019	1	05/31/24 16:57	06/04/24 17:20	7440-47-3	
Cobalt	ND	mg/L	0.0050	0.00032	1	05/31/24 16:57	06/04/24 17:20	7440-48-4	
Lead	ND	mg/L	0.0010	0.00016	1	05/31/24 16:57	06/04/24 17:20	7439-92-1	
Lithium	ND	mg/L	0.030	0.0016	1	05/31/24 16:57	06/04/24 17:20	7439-93-2	
Molybdenum	ND	mg/L	0.010	0.00062	1	05/31/24 16:57	06/04/24 17:20	7439-98-7	
Selenium	**0.0011J**	mg/L	0.0050	0.00096	1	05/31/24 16:57	06/04/24 17:20	7782-49-2	
Thallium	ND	mg/L	0.0010	0.00038	1	05/31/24 16:57	06/04/24 17:20	7440-28-0	
7470 Mercury	Analytical Method: EPA 7470A Preparation Method: EPA 7470A								
	Pace Analytical Services - Peachtree Corners, GA								
Mercury	ND	mg/L	0.00020	0.00013	1	06/10/24 17:00	06/11/24 09:45	7439-97-6	
2540C Total Dissolved Solids	Analytical Method: SM 2540C-2015								
	Pace Analytical Services - Peachtree Corners, GA								
Total Dissolved Solids	ND	mg/L	25.0	25.0	1		06/03/24 12:10		
2320B Alkalinity	Analytical Method: SM 2320B-2011								
	Pace Analytical Services - Asheville								
Alkalinity,Bicarbonate (CaCO3)	ND	mg/L	5.0	5.0	1		06/07/24 15:44		
Alkalinity,Carbonate (CaCO3)	ND	mg/L	5.0	5.0	1		06/07/24 15:44		
Alkalinity, Total as CaCO3	ND	mg/L	5.0	5.0	1		06/07/24 15:44		
4500S2D Sulfide Water	Analytical Method: SM 4500-S2D-2011								
	Pace Analytical Services - Asheville								
Sulfide	ND	mg/L	0.10	0.022	1		06/02/24 02:06	18496-25-8	
300.0 IC Anions 28 Days	Analytical Method: EPA 300.0 Rev 2.1 1993								
	Pace Analytical Services - Asheville								
Chloride	ND	mg/L	1.0	0.60	1		06/02/24 22:14	16887-00-6	

This report shall not be reproduced, except in full,
without the written consent of Pace Analytical Services, LLC.

Pace Analytical Services, LLC
9800 Kincey Ave. Suite 100
Huntersville, NC 28078
(704)875-9092

ANALYTICAL RESULTS

Project: Hammond AP-1
Pace Project No.: 92733822

Sample: HAM-AP1-FB-01 **Lab ID: 92733822007** Collected: 05/30/24 16:52 Received: 05/31/24 12:05 Matrix: Water

Parameters	Results	Units	Report Limit	MDL	DF	Prepared	Analyzed	CAS No.	Qual
300.0 IC Anions 28 Days	Analytical Method: EPA 300.0 Rev 2.1 1993 Pace Analytical Services - Asheville								
Fluoride	ND	mg/L	0.10	0.050	1		06/02/24 22:14	16984-48-8	M1
Sulfate	ND	mg/L	1.0	0.50	1		06/02/24 22:14	14808-79-8	

This report shall not be reproduced, except in full,
without the written consent of Pace Analytical Services, LLC.

Pace Analytical Services, LLC
9800 Kincey Ave. Suite 100
Huntersville, NC 28078
(704)875-9092

ANALYTICAL RESULTS

Project: Hammond AP-1
Pace Project No.: 92733822

Sample: HAM-AP1-FD-01 **Lab ID: 92733822008** Collected: 05/30/24 00:00 Received: 05/31/24 12:05 Matrix: Water

Parameters	Results	Units	Report Limit	MDL	DF	Prepared	Analyzed	CAS No.	Qual
6010D ATL ICP	Analytical Method: EPA 6010D Preparation Method: EPA 3010A								
	Pace Analytical Services - Peachtree Corners, GA								
Iron	**0.26**	mg/L	0.040	0.025	1	05/31/24 17:19	06/03/24 21:41	7439-89-6	
Manganese	**0.27**	mg/L	0.040	0.011	1	05/31/24 17:19	06/03/24 21:41	7439-96-5	
Calcium	**97.3**	mg/L	1.0	0.12	1	05/31/24 17:19	06/03/24 21:41	7440-70-2	
Magnesium	**20.9**	mg/L	0.050	0.012	1	05/31/24 17:19	06/03/24 21:41	7439-95-4	
Potassium	**6.4**	mg/L	0.50	0.15	1	05/31/24 17:19	06/04/24 14:10	7440-09-7	
Sodium	**12.0**	mg/L	1.0	0.58	1	05/31/24 17:19	06/04/24 14:10	7440-23-5	
6020 MET ICPMS	Analytical Method: EPA 6020B Preparation Method: EPA 3005A								
	Pace Analytical Services - Peachtree Corners, GA								
Antimony	ND	mg/L	0.0030	0.00054	1	05/31/24 16:57	06/04/24 17:24	7440-36-0	
Arsenic	**0.0025J**	mg/L	0.0050	0.00084	1	05/31/24 16:57	06/04/24 17:24	7440-38-2	
Barium	**0.062**	mg/L	0.0050	0.00047	1	05/31/24 16:57	06/04/24 17:24	7440-39-3	
Beryllium	ND	mg/L	0.00050	0.000094	1	05/31/24 16:57	06/04/24 17:24	7440-41-7	
Boron	**1.4**	mg/L	0.040	0.012	1	05/31/24 16:57	06/04/24 17:24	7440-42-8	
Cadmium	**0.00014J**	mg/L	0.00050	0.00010	1	05/31/24 16:57	06/04/24 17:24	7440-43-9	
Chromium	ND	mg/L	0.0050	0.0019	1	05/31/24 16:57	06/04/24 17:24	7440-47-3	
Cobalt	**0.0010J**	mg/L	0.0050	0.00032	1	05/31/24 16:57	06/04/24 17:24	7440-48-4	
Lead	ND	mg/L	0.0010	0.00016	1	05/31/24 16:57	06/04/24 17:24	7439-92-1	
Lithium	ND	mg/L	0.030	0.0016	1	05/31/24 16:57	06/04/24 17:24	7439-93-2	
Molybdenum	**0.24**	mg/L	0.010	0.00062	1	05/31/24 16:57	06/04/24 17:24	7439-98-7	
Selenium	**0.0012J**	mg/L	0.0050	0.00096	1	05/31/24 16:57	06/04/24 17:24	7782-49-2	
Thallium	ND	mg/L	0.0010	0.00038	1	05/31/24 16:57	06/04/24 17:24	7440-28-0	
7470 Mercury	Analytical Method: EPA 7470A Preparation Method: EPA 7470A								
	Pace Analytical Services - Peachtree Corners, GA								
Mercury	ND	mg/L	0.00020	0.00013	1	06/10/24 17:00	06/11/24 09:48	7439-97-6	
2540C Total Dissolved Solids	Analytical Method: SM 2540C-2015								
	Pace Analytical Services - Peachtree Corners, GA								
Total Dissolved Solids	**500**	mg/L	25.0	25.0	1		06/03/24 12:10		
2320B Alkalinity	Analytical Method: SM 2320B-2011								
	Pace Analytical Services - Asheville								
Alkalinity,Bicarbonate (CaCO3)	**140**	mg/L	5.0	5.0	1		06/07/24 15:48		
Alkalinity,Carbonate (CaCO3)	ND	mg/L	5.0	5.0	1		06/07/24 15:48		
Alkalinity, Total as CaCO3	**140**	mg/L	5.0	5.0	1		06/07/24 15:48		
4500S2D Sulfide Water	Analytical Method: SM 4500-S2D-2011								
	Pace Analytical Services - Asheville								
Sulfide	ND	mg/L	0.10	0.022	1		06/02/24 02:06	18496-25-8	
300.0 IC Anions 28 Days	Analytical Method: EPA 300.0 Rev 2.1 1993								
	Pace Analytical Services - Asheville								
Chloride	**51.3**	mg/L	1.0	0.60	1		06/03/24 01:06	16887-00-6	

REPORT OF LABORATORY ANALYSIS

This report shall not be reproduced, except in full,
without the written consent of Pace Analytical Services, LLC.

Pace Analytical Services, LLC
9800 Kincey Ave. Suite 100
Huntersville, NC 28078
(704)875-9092

ANALYTICAL RESULTS

Project: Hammond AP-1
Pace Project No.: 92733822

Sample: HAM-AP1-FD-01 **Lab ID: 92733822008** Collected: 05/30/24 00:00 Received: 05/31/24 12:05 Matrix: Water

Parameters	Results	Units	Report Limit	MDL	DF	Prepared	Analyzed	CAS No.	Qual
300.0 IC Anions 28 Days	Analytical Method: EPA 300.0 Rev 2.1 1993 Pace Analytical Services - Asheville								
Fluoride	**0.32**	mg/L	0.10	0.050	1		06/03/24 01:06	16984-48-8	
Sulfate	**129**	mg/L	3.0	1.5	3		06/03/24 03:29	14808-79-8	

This report shall not be reproduced, except in full,
without the written consent of Pace Analytical Services, LLC.

Pace Analytical Services, LLC
9800 Kincey Ave. Suite 100
Huntersville, NC 28078
(704)875-9092

QUALITY CONTROL DATA

Project: Hammond AP-1
Pace Project No.: 92733822

QC Batch: 858318
QC Batch Method: EPA 3010A
Analysis Method: EPA 6010D
Analysis Description: 6010D ATL
Laboratory: Pace Analytical Services - Peachtree Corners, GA
Associated Lab Samples: 92733822001, 92733822002, 92733822003, 92733822004, 92733822005, 92733822006, 92733822007, 92733822008

METHOD BLANK: 4427514 Matrix: Water
Associated Lab Samples: 92733822001, 92733822002, 92733822003, 92733822004, 92733822005, 92733822006, 92733822007, 92733822008

Parameter	Units	Blank Result	Reporting Limit	MDL	Analyzed	Qualifiers
Calcium	mg/L	ND	1.0	0.12	06/03/24 19:29	
Iron	mg/L	ND	0.040	0.025	06/03/24 19:29	
Magnesium	mg/L	ND	0.050	0.012	06/03/24 19:29	
Manganese	mg/L	ND	0.040	0.011	06/03/24 19:29	
Potassium	mg/L	ND	0.50	0.15	06/03/24 19:29	
Sodium	mg/L	ND	1.0	0.58	06/03/24 19:29	

LABORATORY CONTROL SAMPLE: 4427515

Parameter	Units	Spike Conc.	LCS Result	LCS % Rec	% Rec Limits	Qualifiers
Calcium	mg/L	1	1.0	102	80-120	
Iron	mg/L	1	1.0	103	80-120	
Magnesium	mg/L	1	1.0	104	80-120	
Manganese	mg/L	1	1.0	102	80-120	
Potassium	mg/L	1	1.0	102	80-120	
Sodium	mg/L	1	1.1	110	80-120	

MATRIX SPIKE & MATRIX SPIKE DUPLICATE: 4427516 4427517

Parameter	Units	92733547001 Result	MS Spike Conc.	MSD Spike Conc.	MS Result	MSD Result	MS % Rec	MSD % Rec	% Rec Limits	RPD	Max RPD	Qual
Calcium	mg/L	37.2	1	1	38.6	39.0	141	186	75-125	1	20	M1
Iron	mg/L	0.21	1	1	1.2	1.2	100	100	75-125	0	20	
Magnesium	mg/L	8.5	1	1	9.5	9.6	101	112	75-125	1	20	
Manganese	mg/L	ND	1	1	0.99	1.0	97	98	75-125	1	20	
Potassium	mg/L	2580 ug/L	1	1	3.4	3.5	85	88	75-125	1	20	
Sodium	mg/L	67.1	1	1	68.5	69.1	139	197	75-125	1	20	M1

Results presented on this page are in the units indicated by the "Units" column except where an alternate unit is presented to the right of the result.

This report shall not be reproduced, except in full,
without the written consent of Pace Analytical Services, LLC.

Pace Analytical Services, LLC
9800 Kincey Ave. Suite 100
Huntersville, NC 28078
(704)875-9092

QUALITY CONTROL DATA

Project: Hammond AP-1
Pace Project No.: 92733822

QC Batch: 858301
QC Batch Method: EPA 3005A
Analysis Method: EPA 6020B
Analysis Description: 6020 MET
Laboratory: Pace Analytical Services - Peachtree Corners, GA
Associated Lab Samples: 92733822001, 92733822002, 92733822003, 92733822004, 92733822005, 92733822006, 92733822007, 92733822008

METHOD BLANK: 4427464 Matrix: Water
Associated Lab Samples: 92733822001, 92733822002, 92733822003, 92733822004, 92733822005, 92733822006, 92733822007, 92733822008

Parameter	Units	Blank Result	Reporting Limit	MDL	Analyzed	Qualifiers
Antimony	mg/L	0.0010J	0.0030	0.00054	06/04/24 15:49	
Arsenic	mg/L	ND	0.0050	0.00084	06/04/24 15:49	
Barium	mg/L	ND	0.0050	0.00047	06/04/24 15:49	
Beryllium	mg/L	ND	0.00050	0.000094	06/04/24 15:49	
Boron	mg/L	ND	0.040	0.012	06/04/24 15:49	
Cadmium	mg/L	ND	0.00050	0.00010	06/04/24 15:49	
Chromium	mg/L	ND	0.0050	0.0019	06/04/24 15:49	
Cobalt	mg/L	ND	0.0050	0.00032	06/04/24 15:49	
Lead	mg/L	ND	0.0010	0.00016	06/04/24 15:49	
Lithium	mg/L	ND	0.030	0.0016	06/04/24 15:49	
Molybdenum	mg/L	ND	0.010	0.00062	06/04/24 15:49	
Selenium	mg/L	ND	0.0050	0.00096	06/04/24 15:49	
Thallium	mg/L	ND	0.0010	0.00038	06/04/24 15:49	

LABORATORY CONTROL SAMPLE: 4427465

Parameter	Units	Spike Conc.	LCS Result	LCS % Rec	% Rec Limits	Qualifiers
Antimony	mg/L	0.1	0.11	111	80-120	
Arsenic	mg/L	0.1	0.11	106	80-120	
Barium	mg/L	0.1	0.11	105	80-120	
Beryllium	mg/L	0.1	0.10	103	80-120	
Boron	mg/L	1	0.98	98	80-120	
Cadmium	mg/L	0.1	0.10	101	80-120	
Chromium	mg/L	0.1	0.096	96	80-120	
Cobalt	mg/L	0.1	0.096	96	80-120	
Lead	mg/L	0.1	0.10	102	80-120	
Lithium	mg/L	0.1	0.10	104	80-120	
Molybdenum	mg/L	0.1	0.10	104	80-120	
Selenium	mg/L	0.1	0.11	107	80-120	
Thallium	mg/L	0.1	0.10	100	80-120	

MATRIX SPIKE & MATRIX SPIKE DUPLICATE: 4427466 4427467

Parameter	Units	92732634001 Result	MS Spike Conc.	MSD Spike Conc.	MS Result	MSD Result	MS % Rec	MSD % Rec	% Rec Limits	RPD	Max RPD	Qual
Antimony	mg/L	ND	0.1	0.1	0.10	0.11	104	108	75-125	4	20	

Results presented on this page are in the units indicated by the "Units" column except where an alternate unit is presented to the right of the result.

REPORT OF LABORATORY ANALYSIS

This report shall not be reproduced, except in full,
without the written consent of Pace Analytical Services, LLC.

Pace Analytical Services, LLC
9800 Kincey Ave. Suite 100
Huntersville, NC 28078
(704)875-9092

QUALITY CONTROL DATA

Project: Hammond AP-1
Pace Project No.: 92733822

MATRIX SPIKE & MATRIX SPIKE DUPLICATE: 4427466 4427467

Parameter	Units	92732634001 Result	MS Spike Conc.	MSD Spike Conc.	MS Result	MSD Result	MS % Rec	MSD % Rec	% Rec Limits	RPD	Max RPD	Qual
Arsenic	mg/L	6.5 ug/L	0.1	0.1	0.12	0.13	118	120	75-125	1	20	
Barium	mg/L	73.4 ug/L	0.1	0.1	0.19	0.20	120	123	75-125	2	20	
Beryllium	mg/L	ND	0.1	0.1	0.080	0.081	80	81	75-125	1	20	
Boron	mg/L	16.1	1	1	17.8	17.4	179	137	75-125	2	20	M1
Cadmium	mg/L	0.16J ug/L	0.1	0.1	0.097	0.098	97	97	75-125	1	20	
Chromium	mg/L	ND	0.1	0.1	0.10	0.10	103	100	75-125	3	20	
Cobalt	mg/L	0.011	0.1	0.1	0.11	0.11	103	99	75-125	3	20	
Lead	mg/L	ND	0.1	0.1	0.080	0.083	80	83	75-125	4	20	
Lithium	mg/L	16.2J ug/L	0.1	0.1	0.10	0.11	88	89	75-125	1	20	
Molybdenum	mg/L	41.5 ug/L	0.1	0.1	0.15	0.15	104	109	75-125	4	20	
Selenium	mg/L	2.9J ug/L	0.1	0.1	0.12	0.12	115	120	75-125	5	20	
Thallium	mg/L	0.75J ug/L	0.1	0.1	0.086	0.090	85	89	75-125	5	20	

Results presented on this page are in the units indicated by the "Units" column except where an alternate unit is presented to the right of the result.

This report shall not be reproduced, except in full,
without the written consent of Pace Analytical Services, LLC.

Pace Analytical Services, LLC
9800 Kincey Ave. Suite 100
Huntersville, NC 28078
(704)875-9092

QUALITY CONTROL DATA

Project: Hammond AP-1
Pace Project No.: 92733822

QC Batch: 860215
QC Batch Method: EPA 7470A
Analysis Method: EPA 7470A
Analysis Description: 7470 Mercury
Laboratory: Pace Analytical Services - Peachtree Corners, GA
Associated Lab Samples: 92733822001, 92733822002, 92733822003, 92733822004, 92733822005, 92733822006, 92733822007, 92733822008

METHOD BLANK: 4436712
Matrix: Water
Associated Lab Samples: 92733822001, 92733822002, 92733822003, 92733822004, 92733822005, 92733822006, 92733822007, 92733822008

Parameter	Units	Blank Result	Reporting Limit	MDL	Analyzed	Qualifiers
Mercury	mg/L	ND	0.00020	0.00013	06/11/24 09:02	

LABORATORY CONTROL SAMPLE: 4436713

Parameter	Units	Spike Conc.	LCS Result	LCS % Rec	% Rec Limits	Qualifiers
Mercury	mg/L	0.0025	0.0026	106	80-120	

MATRIX SPIKE & MATRIX SPIKE DUPLICATE: 4436714 4436715

Parameter	Units	92733822001 Result	MS Spike Conc.	MSD Spike Conc.	MS Result	MSD Result	MS % Rec	MSD % Rec	% Rec Limits	RPD	Max RPD	Qual
Mercury	mg/L	ND	0.0025	0.0025	0.0027	0.0026	106	105	75-125	1	20	

Results presented on this page are in the units indicated by the "Units" column except where an alternate unit is presented to the right of the result.

This report shall not be reproduced, except in full,
without the written consent of Pace Analytical Services, LLC.

Pace Analytical Services, LLC
9800 Kincey Ave. Suite 100
Huntersville, NC 28078
(704)875-9092

QUALITY CONTROL DATA

Project: Hammond AP-1
Pace Project No.: 92733822

QC Batch: 858596
QC Batch Method: SM 2540C-2015
Analysis Method: SM 2540C-2015
Analysis Description: 2540C Total Dissolved Solids
Laboratory: Pace Analytical Services - Peachtree Corners, GA
Associated Lab Samples: 92733822001, 92733822002, 92733822003, 92733822004, 92733822005, 92733822006, 92733822007, 92733822008

METHOD BLANK: 4428622
Matrix: Water
Associated Lab Samples: 92733822001, 92733822002, 92733822003, 92733822004, 92733822005, 92733822006, 92733822007, 92733822008

Parameter	Units	Blank Result	Reporting Limit	MDL	Analyzed	Qualifiers
Total Dissolved Solids	mg/L	ND	25.0	25.0	06/03/24 12:07	

LABORATORY CONTROL SAMPLE: 4428623

Parameter	Units	Spike Conc.	LCS Result	LCS % Rec	% Rec Limits	Qualifiers
Total Dissolved Solids	mg/L	400	394	98	80-120	

SAMPLE DUPLICATE: 4428624

Parameter	Units	92733822001 Result	Dup Result	RPD	Max RPD	Qualifiers
Total Dissolved Solids	mg/L	610	630	3	10	

Results presented on this page are in the units indicated by the "Units" column except where an alternate unit is presented to the right of the result.

This report shall not be reproduced, except in full,
without the written consent of Pace Analytical Services, LLC.

Pace Analytical Services, LLC
9800 Kincey Ave. Suite 100
Huntersville, NC 28078
(704)875-9092

QUALITY CONTROL DATA

Project: Hammond AP-1
Pace Project No.: 92733822

QC Batch: 859203
QC Batch Method: SM 2320B-2011
Analysis Method: SM 2320B-2011
Analysis Description: 2320B Alkalinity
Laboratory: Pace Analytical Services - Asheville
Associated Lab Samples: 92733822001, 92733822004

METHOD BLANK: 4431658 Matrix: Water
Associated Lab Samples: 92733822001, 92733822004

Parameter	Units	Blank Result	Reporting Limit	MDL	Analyzed	Qualifiers
Alkalinity, Total as CaCO3	mg/L	ND	5.0	5.0	06/05/24 14:59	
Alkalinity,Bicarbonate (CaCO3)	mg/L	ND	5.0	5.0	06/05/24 14:59	
Alkalinity,Carbonate (CaCO3)	mg/L	ND	5.0	5.0	06/05/24 14:59	

LABORATORY CONTROL SAMPLE: 4431659

Parameter	Units	Spike Conc.	LCS Result	LCS % Rec	% Rec Limits	Qualifiers
Alkalinity, Total as CaCO3	mg/L	50	50.6	101	80-120	

LABORATORY CONTROL SAMPLE: 4431660

Parameter	Units	Spike Conc.	LCS Result	LCS % Rec	% Rec Limits	Qualifiers
Alkalinity, Total as CaCO3	mg/L	50	52.5	105	80-120	

MATRIX SPIKE & MATRIX SPIKE DUPLICATE: 4431661 4431662

Parameter	Units	92733822001 Result	MS Spike Conc.	MSD Spike Conc.	MS Result	MSD Result	MS % Rec	MSD % Rec	% Rec Limits	RPD	Max RPD	Qual
Alkalinity, Total as CaCO3	mg/L	176	50	50	221	222	90	90	80-120	0	25	

MATRIX SPIKE & MATRIX SPIKE DUPLICATE: 4431663 4431664

Parameter	Units	92733822004 Result	MS Spike Conc.	MSD Spike Conc.	MS Result	MSD Result	MS % Rec	MSD % Rec	% Rec Limits	RPD	Max RPD	Qual
Alkalinity, Total as CaCO3	mg/L	143	50	50	190	190	94	93	80-120	0	25	

Results presented on this page are in the units indicated by the "Units" column except where an alternate unit is presented to the right of the result.

This report shall not be reproduced, except in full,
without the written consent of Pace Analytical Services, LLC.

Pace Analytical Services, LLC
9800 Kincey Ave. Suite 100
Huntersville, NC 28078
(704)875-9092

QUALITY CONTROL DATA

Project: Hammond AP-1
Pace Project No.: 92733822

QC Batch: 859504
QC Batch Method: SM 2320B-2011
Analysis Method: SM 2320B-2011
Analysis Description: 2320B Alkalinity
Laboratory: Pace Analytical Services - Asheville
Associated Lab Samples: 92733822002, 92733822003, 92733822005, 92733822006, 92733822007, 92733822008

METHOD BLANK: 4433372 Matrix: Water
Associated Lab Samples: 92733822002, 92733822003, 92733822005, 92733822006, 92733822007, 92733822008

Parameter	Units	Blank Result	Reporting Limit	MDL	Analyzed	Qualifiers
Alkalinity, Total as CaCO3	mg/L	ND	5.0	5.0	06/07/24 13:37	
Alkalinity,Bicarbonate (CaCO3)	mg/L	ND	5.0	5.0	06/07/24 13:37	
Alkalinity,Carbonate (CaCO3)	mg/L	ND	5.0	5.0	06/07/24 13:37	

LABORATORY CONTROL SAMPLE: 4433373

Parameter	Units	Spike Conc.	LCS Result	LCS % Rec	% Rec Limits	Qualifiers
Alkalinity, Total as CaCO3	mg/L	50	49.9	100	80-120	

LABORATORY CONTROL SAMPLE: 4433374

Parameter	Units	Spike Conc.	LCS Result	LCS % Rec	% Rec Limits	Qualifiers
Alkalinity, Total as CaCO3	mg/L	50	49.7	99	80-120	

MATRIX SPIKE & MATRIX SPIKE DUPLICATE: 4433375 4433376

Parameter	Units	92733822005 Result	MS Spike Conc.	MSD Spike Conc.	MS Result	MSD Result	MS % Rec	MSD % Rec	% Rec Limits	RPD	Max RPD	Qual
Alkalinity, Total as CaCO3	mg/L	136	50	50	184	183	97	96	80-120	0	25	

MATRIX SPIKE & MATRIX SPIKE DUPLICATE: 4433377 4433378

Parameter	Units	92734198001 Result	MS Spike Conc.	MSD Spike Conc.	MS Result	MSD Result	MS % Rec	MSD % Rec	% Rec Limits	RPD	Max RPD	Qual
Alkalinity, Total as CaCO3	mg/L	67.0	50	50	114	115	95	96	80-120	0	25	

Results presented on this page are in the units indicated by the "Units" column except where an alternate unit is presented to the right of the result.

This report shall not be reproduced, except in full,
without the written consent of Pace Analytical Services, LLC.

Pace Analytical Services, LLC
9800 Kincey Ave. Suite 100
Huntersville, NC 28078
(704)875-9092

QUALITY CONTROL DATA

Project: Hammond AP-1
Pace Project No.: 92733822

QC Batch: 858390
QC Batch Method: SM 4500-S2D-2011
Analysis Method: SM 4500-S2D-2011
Analysis Description: 4500S2D Sulfide Water
Laboratory: Pace Analytical Services - Asheville
Associated Lab Samples: 92733822001, 92733822002, 92733822003, 92733822004, 92733822005, 92733822006, 92733822007, 92733822008

METHOD BLANK: 4428023 Matrix: Water
Associated Lab Samples: 92733822001, 92733822002, 92733822003, 92733822004, 92733822005, 92733822006, 92733822007, 92733822008

Parameter	Units	Blank Result	Reporting Limit	MDL	Analyzed	Qualifiers
Sulfide	mg/L	ND	0.10	0.022	06/02/24 01:56	

LABORATORY CONTROL SAMPLE: 4428024

Parameter	Units	Spike Conc.	LCS Result	LCS % Rec	% Rec Limits	Qualifiers
Sulfide	mg/L	0.5	0.52	105	80-120	

MATRIX SPIKE & MATRIX SPIKE DUPLICATE: 4428025 4428026

Parameter	Units	92733542001 Result	MS Spike Conc.	MSD Spike Conc.	MS Result	MSD Result	MS % Rec	MSD % Rec	% Rec Limits	RPD	Max RPD	Qual
Sulfide	mg/L	ND	0.5	0.5	0.53	0.54	104	107	80-120	3	10	

MATRIX SPIKE & MATRIX SPIKE DUPLICATE: 4428027 4428028

Parameter	Units	92733542003 Result	MS Spike Conc.	MSD Spike Conc.	MS Result	MSD Result	MS % Rec	MSD % Rec	% Rec Limits	RPD	Max RPD	Qual
Sulfide	mg/L	ND	0.5	0.5	0.52	0.56	102	110	80-120	8	10	

Results presented on this page are in the units indicated by the "Units" column except where an alternate unit is presented to the right of the result.

This report shall not be reproduced, except in full,
without the written consent of Pace Analytical Services, LLC.

Pace Analytical Services, LLC
9800 Kincey Ave. Suite 100
Huntersville, NC 28078
(704)875-9092

QUALITY CONTROL DATA

Project: Hammond AP-1
Pace Project No.: 92733822

QC Batch: 858418
QC Batch Method: EPA 300.0 Rev 2.1 1993
Analysis Method: EPA 300.0 Rev 2.1 1993
Analysis Description: 300.0 IC Anions
Laboratory: Pace Analytical Services - Asheville
Associated Lab Samples: 92733822001, 92733822002, 92733822003, 92733822004

METHOD BLANK: 4428096 Matrix: Water
Associated Lab Samples: 92733822001, 92733822002, 92733822003, 92733822004

Parameter	Units	Blank Result	Reporting Limit	MDL	Analyzed	Qualifiers
Chloride	mg/L	ND	1.0	0.60	06/01/24 16:46	
Fluoride	mg/L	ND	0.10	0.050	06/01/24 16:46	
Sulfate	mg/L	ND	1.0	0.50	06/01/24 16:46	

LABORATORY CONTROL SAMPLE: 4428097

Parameter	Units	Spike Conc.	LCS Result	LCS % Rec	% Rec Limits	Qualifiers
Chloride	mg/L	50	51.1	102	90-110	
Fluoride	mg/L	2.5	2.6	104	90-110	
Sulfate	mg/L	50	51.1	102	90-110	

MATRIX SPIKE & MATRIX SPIKE DUPLICATE: 4428098 4428099

Parameter	Units	92733871001 Result	MS Spike Conc.	MSD Spike Conc.	MS Result	MSD Result	MS % Rec	MSD % Rec	% Rec Limits	RPD	Max RPD	Qual
Chloride	mg/L	11.7	50	50	66.7	63.3	110	103	90-110	5	10	
Fluoride	mg/L	0.33	2.5	2.5	3.2	2.9	113	104	90-110	7	10	M1
Sulfate	mg/L	3.5	50	50	58.5	55.1	110	103	90-110	6	10	

MATRIX SPIKE & MATRIX SPIKE DUPLICATE: 4428102 4428103

Parameter	Units	92733765025 Result	MS Spike Conc.	MSD Spike Conc.	MS Result	MSD Result	MS % Rec	MSD % Rec	% Rec Limits	RPD	Max RPD	Qual
Chloride	mg/L	3.2	50	50	56.9	57.5	107	109	90-110	1	10	
Fluoride	mg/L	0.30	2.5	2.5	3.1	3.1	110	111	90-110	1	10	M1
Sulfate	mg/L	43.6	50	50	96.9	97.5	107	108	90-110	1	10	

Results presented on this page are in the units indicated by the "Units" column except where an alternate unit is presented to the right of the result.

REPORT OF LABORATORY ANALYSIS

This report shall not be reproduced, except in full,
without the written consent of Pace Analytical Services, LLC.

Pace Analytical Services, LLC
9800 Kincey Ave. Suite 100
Huntersville, NC 28078
(704)875-9092

QUALITY CONTROL DATA

Project: Hammond AP-1
Pace Project No.: 92733822

QC Batch: 858511
QC Batch Method: EPA 300.0 Rev 2.1 1993
Analysis Method: EPA 300.0 Rev 2.1 1993
Analysis Description: 300.0 IC Anions
Laboratory: Pace Analytical Services - Asheville
Associated Lab Samples: 92733822005, 92733822006, 92733822007, 92733822008

METHOD BLANK: 4428289 Matrix: Water
Associated Lab Samples: 92733822005, 92733822006, 92733822007, 92733822008

Parameter	Units	Blank Result	Reporting Limit	MDL	Analyzed	Qualifiers
Chloride	mg/L	ND	1.0	0.60	06/02/24 21:31	
Fluoride	mg/L	ND	0.10	0.050	06/02/24 21:31	
Sulfate	mg/L	ND	1.0	0.50	06/02/24 21:31	

LABORATORY CONTROL SAMPLE: 4428290

Parameter	Units	Spike Conc.	LCS Result	LCS % Rec	% Rec Limits	Qualifiers
Chloride	mg/L	50	51.0	102	90-110	
Fluoride	mg/L	2.5	2.7	107	90-110	
Sulfate	mg/L	50	51.1	102	90-110	

MATRIX SPIKE & MATRIX SPIKE DUPLICATE: 4428291 4428292

Parameter	Units	92733788001 Result	MS Spike Conc.	MSD Spike Conc.	MS Result	MSD Result	MS % Rec	MSD % Rec	% Rec Limits	RPD	Max RPD	Qual
Chloride	mg/L	70.2	50	50	108	109	75	78	90-110	1	10	M1
Fluoride	mg/L	ND	2.5	2.5	2.6	2.8	105	110	90-110	5	10	
Sulfate	mg/L	22.8	50	50	73.4	75.8	101	106	90-110	3	10	

MATRIX SPIKE & MATRIX SPIKE DUPLICATE: 4428293 4428294

Parameter	Units	92733822007 Result	MS Spike Conc.	MSD Spike Conc.	MS Result	MSD Result	MS % Rec	MSD % Rec	% Rec Limits	RPD	Max RPD	Qual
Chloride	mg/L	ND	50	50	49.3	53.2	99	106	90-110	7	10	
Fluoride	mg/L	ND	2.5	2.5	2.6	2.8	105	112	90-110	6	10	M1
Sulfate	mg/L	ND	50	50	49.3	53.1	99	106	90-110	7	10	

Results presented on this page are in the units indicated by the "Units" column except where an alternate unit is presented to the right of the result.

REPORT OF LABORATORY ANALYSIS

This report shall not be reproduced, except in full,
without the written consent of Pace Analytical Services, LLC.

Pace Analytical Services, LLC
9800 Kincey Ave. Suite 100
Huntersville, NC 28078
(704)875-9092

QUALIFIERS

Project: Hammond AP-1
Pace Project No.: 92733822

DEFINITIONS

DF - Dilution Factor, if reported, represents the factor applied to the reported data due to dilution of the sample aliquot.

ND - Not Detected at or above adjusted reporting limit.

TNTC - Too Numerous To Count

J - Estimated concentration above the adjusted method detection limit and below the adjusted reporting limit.

MDL - Adjusted Method Detection Limit.

PQL - Practical Quantitation Limit.

RL - Reporting Limit - The lowest concentration value that meets project requirements for quantitative data with known precision and bias for a specific analyte in a specific matrix.

S - Surrogate

1,2-Diphenylhydrazine decomposes to and cannot be separated from Azobenzene using Method 8270. The result for each analyte is a combined concentration.

Consistent with EPA guidelines, unrounded data are displayed and have been used to calculate % recovery and RPD values.

LCS(D) - Laboratory Control Sample (Duplicate)

MS(D) - Matrix Spike (Duplicate)

DUP - Sample Duplicate

RPD - Relative Percent Difference

NC - Not Calculable.

SG - Silica Gel - Clean-Up

U - Indicates the compound was analyzed for, but not detected.

Acid preservation may not be appropriate for 2 Chloroethylvinyl ether.

A separate vial preserved to a pH of 4-5 is recommended in SW846 Chapter 4 for the analysis of Acrolein and Acrylonitrile by EPA Method 8260.

N-Nitrosodiphenylamine decomposes and cannot be separated from Diphenylamine using Method 8270. The result reported for each analyte is a combined concentration.

Reported results are not rounded until the final step prior to reporting. Therefore, calculated parameters that are typically reported as "Total" may vary slightly from the sum of the reported component parameters.

Pace Analytical is TNI accredited. Contact your Pace PM for the current list of accredited analytes.

TNI - The NELAC Institute.

ANALYTE QUALIFIERS

M1 Matrix spike recovery exceeded QC limits. Batch accepted based on laboratory control sample (LCS) recovery.

This report shall not be reproduced, except in full,
without the written consent of Pace Analytical Services, LLC.

Pace Analytical Services, LLC
9800 Kincey Ave. Suite 100
Huntersville, NC 28078
(704)875-9092

QUALITY CONTROL DATA CROSS REFERENCE TABLE

Project: Hammond AP-1
Pace Project No.: 92733822

Lab ID	Sample ID	QC Batch Method	QC Batch	Analytical Method	Analytical Batch
92733822001	**HAM-INW-03**	EPA 3010A	858318	EPA 6010D	858334
92733822002	**HAM-PT-09**	EPA 3010A	858318	EPA 6010D	858334
92733822003	**HAM-PT-10**	EPA 3010A	858318	EPA 6010D	858334
92733822004	**HAM-PT-11**	EPA 3010A	858318	EPA 6010D	858334
92733822005	**HAM-PT-12**	EPA 3010A	858318	EPA 6010D	858334
92733822006	**HAM-AP1-EB-01**	EPA 3010A	858318	EPA 6010D	858334
92733822007	**HAM-AP1-FB-01**	EPA 3010A	858318	EPA 6010D	858334
92733822008	**HAM-AP1-FD-01**	EPA 3010A	858318	EPA 6010D	858334
92733822001	**HAM-INW-03**	EPA 3005A	858301	EPA 6020B	858345
92733822002	**HAM-PT-09**	EPA 3005A	858301	EPA 6020B	858345
92733822003	**HAM-PT-10**	EPA 3005A	858301	EPA 6020B	858345
92733822004	**HAM-PT-11**	EPA 3005A	858301	EPA 6020B	858345
92733822005	**HAM-PT-12**	EPA 3005A	858301	EPA 6020B	858345
92733822006	**HAM-AP1-EB-01**	EPA 3005A	858301	EPA 6020B	858345
92733822007	**HAM-AP1-FB-01**	EPA 3005A	858301	EPA 6020B	858345
92733822008	**HAM-AP1-FD-01**	EPA 3005A	858301	EPA 6020B	858345
92733822001	**HAM-INW-03**	EPA 7470A	860215	EPA 7470A	860356
92733822002	**HAM-PT-09**	EPA 7470A	860215	EPA 7470A	860356
92733822003	**HAM-PT-10**	EPA 7470A	860215	EPA 7470A	860356
92733822004	**HAM-PT-11**	EPA 7470A	860215	EPA 7470A	860356
92733822005	**HAM-PT-12**	EPA 7470A	860215	EPA 7470A	860356
92733822006	**HAM-AP1-EB-01**	EPA 7470A	860215	EPA 7470A	860356
92733822007	**HAM-AP1-FB-01**	EPA 7470A	860215	EPA 7470A	860356
92733822008	**HAM-AP1-FD-01**	EPA 7470A	860215	EPA 7470A	860356
92733822001	**HAM-INW-03**	SM 2540C-2015	858596		
92733822002	**HAM-PT-09**	SM 2540C-2015	858596		
92733822003	**HAM-PT-10**	SM 2540C-2015	858596		
92733822004	**HAM-PT-11**	SM 2540C-2015	858596		
92733822005	**HAM-PT-12**	SM 2540C-2015	858596		
92733822006	**HAM-AP1-EB-01**	SM 2540C-2015	858596		
92733822007	**HAM-AP1-FB-01**	SM 2540C-2015	858596		
92733822008	**HAM-AP1-FD-01**	SM 2540C-2015	858596		
92733822001	**HAM-INW-03**	SM 2320B-2011	859203		
92733822002	**HAM-PT-09**	SM 2320B-2011	859504		
92733822003	**HAM-PT-10**	SM 2320B-2011	859504		
92733822004	**HAM-PT-11**	SM 2320B-2011	859203		
92733822005	**HAM-PT-12**	SM 2320B-2011	859504		
92733822006	**HAM-AP1-EB-01**	SM 2320B-2011	859504		
92733822007	**HAM-AP1-FB-01**	SM 2320B-2011	859504		
92733822008	**HAM-AP1-FD-01**	SM 2320B-2011	859504		
92733822001	**HAM-INW-03**	SM 4500-S2D-2011	858390		
92733822002	**HAM-PT-09**	SM 4500-S2D-2011	858390		
92733822003	**HAM-PT-10**	SM 4500-S2D-2011	858390		
92733822004	**HAM-PT-11**	SM 4500-S2D-2011	858390		
92733822005	**HAM-PT-12**	SM 4500-S2D-2011	858390		

This report shall not be reproduced, except in full,
without the written consent of Pace Analytical Services, LLC.

Pace Analytical Services, LLC
9800 Kincey Ave. Suite 100
Huntersville, NC 28078
(704)875-9092

QUALITY CONTROL DATA CROSS REFERENCE TABLE

Project: Hammond AP-1
Pace Project No.: 92733822

Lab ID	Sample ID	QC Batch Method	QC Batch	Analytical Method	Analytical Batch
92733822006	**HAM-AP1-EB-01**	SM 4500-S2D-2011	858390		
92733822007	**HAM-AP1-FB-01**	SM 4500-S2D-2011	858390		
92733822008	**HAM-AP1-FD-01**	SM 4500-S2D-2011	858390		
92733822001	**HAM-INW-03**	EPA 300.0 Rev 2.1 1993	858418		
92733822002	**HAM-PT-09**	EPA 300.0 Rev 2.1 1993	858418		
92733822003	**HAM-PT-10**	EPA 300.0 Rev 2.1 1993	858418		
92733822004	**HAM-PT-11**	EPA 300.0 Rev 2.1 1993	858418		
92733822005	**HAM-PT-12**	EPA 300.0 Rev 2.1 1993	858511		
92733822006	**HAM-AP1-EB-01**	EPA 300.0 Rev 2.1 1993	858511		
92733822007	**HAM-AP1-FB-01**	EPA 300.0 Rev 2.1 1993	858511		
92733822008	**HAM-AP1-FD-01**	EPA 300.0 Rev 2.1 1993	858511		

This report shall not be reproduced, except in full,
without the written consent of Pace Analytical Services, LLC.

Pace	DC#_Title: ENV-FRM-HUN1-0083 v03_Sample Condition Upon Receipt
	Effective Date: 12/01/2023

Laboratory receiving samples:
Asheville ☐ Eden ☐ Greenwood ☐ Huntersville ☐ Raleigh ☐ Mechanicsville ☐ Atlanta ☑ Kernersville ☐

Sample Condition Upon Receipt

Client Name: Georgia Power

Project #: WO#: 92733822

92733822

Courier: ☐ Commercial ☐ Fed Ex ☐ UPS ☐ USPS ☐ Client ☑ Pace ☐ Other:

Custody Seal Present? ☑ Yes ☐ No Seals Intact? ☑ Yes ☐ No ☐ N/A

Date/Initials Person Examining Contents: 9/26/24 DW

Packing Material: ☑ Bubble Wrap ☐ Bubble Bags ☐ None ☐ Other

Biological Tissue Frozen? ☐ Yes ☐ No ☑ N/A

Thermometer:
☐ IR Gun ID: 230

Type of Ice: ☑ Wet ☐ Blue ☐ None

Cooler Temp: 2.6

Correction Factor: Add/Subtract (°C) 0

Temp should be above freezing to 6°C
☐ Samples out of temp criteria. Samples on ice, cooling process has begun

Cooler Temp Corrected (°C): 2.6

USDA Regulated Soil (☐ N/A, water sample)
Did samples originate in a quarantine zone within the United States: CA, NY, or SC (check maps)? ☐ Yes ☐ No

Did samples originate from a foreign source (internationally, including Hawaii and Puerto Rico)? ☐ Yes ☐ No

				Comments/Discrepancy:
Chain of Custody Present?	☑ Yes	☐ No	☐ N/A	1.
Samples Arrived within Hold Time?	☑ Yes	☐ No	☐ N/A	2.
Short Hold Time Analysis (<72 hr.)?	☐ Yes	☑ No	☐ N/A	3.
Rush Turn Around Time Requested?	☑ Yes	☐ No	☐ N/A	4. 5 Day TAT
Sufficient Volume?	☑ Yes	☐ No	☐ N/A	5.
Correct Containers Used?	☑ Yes	☐ No	☐ N/A	6.
-Pace Containers Used?	☑ Yes	☐ No	☐ N/A	
Containers Intact?	☑ Yes	☐ No	☐ N/A	7.
Dissolved analysis: Samples Field Filtered?	☐ Yes	☑ No	☐ N/A	8.
Sample Labels Match COC? -Includes Date/Time/ID/Analysis Matrix: WG, WS	☑ Yes	☐ No	☐ N/A	9.
Headspace in VOA Vials (>5-6mm)?	☐ Yes	☐ No	☑ N/A	10.
Trip Blank Present?	☐ Yes	☐ No	☑ N/A	11.
Trip Blank Custody Seals Present?	☐ Yes	☐ No	☑ N/A	

Field Data Required? ☐ Yes ☐ No

COMMENTS/SAMPLE DISCREPANCY

Lot ID of split containers:

CLIENT NOTIFICATION/RESOLUTION

Person contacted: Date/Time:

Project Manager SCURF Review: Date:

Project Manager SRF Review: Date:

DC#_Title: ENV-FRM-HUN1-0083 v03_Sample Condition Upon Receipt

Effective Date: 12/01/2023

WO#: 92733822

PM: BV Due Date: 06/14/24

CLIENT: 92- GP-HAM

*Check mark top half of box if pH and/or dechlorination is verified and within the acceptance range for preservation samples.

Exceptions: VOA, Coliform, TOC, Oil and Grease, DRO/8015 (water) DOC, LLHg

Project #

**Bottom half of box is to list number of bottles

***Check all unpreserved Nitrates for chlorine

Item#	BP4U-125 mL Plastic Unpreserved (N/A) (Cl-)	BP3U-250 mL Plastic Unpreserved (N/A)	BP2U-500 mL Plastic Unpreserved (N/A)	BP1U-1 liter Plastic Unpreserved (N/A)	BP4S-125 mL Plastic H2SO4 (pH < 2) (Cl-)	BP3N-250 mL plastic HNO3 (pH < 2)	BP4Z-125 mL Plastic Zn Acetate & NaOH (>9)	BP4B-125 mL Plastic NaOH (pH > 12) (Cl-)	WGFU-Wide-mouthed Glass jar Unpreserved	AG1U-1 liter Amber Unpreserved (N/A) (Cl-)	AG1H-1 liter Amber HCl (pH < 2)	AG3U-250 mL Amber Unpreserved (N/A) (Cl-)	AG1S-1 liter Amber H2SO4 (pH < 2)	AG3S-250 mL Amber H2SO4 (pH < 2)	DG94-40 mL Amber NH4Cl (N/A)(Cl-)	DG9H-40 mL VOA HCl (N/A)	VG9T-40 mL VOA Na2S2O3 (N/A)	VG9U-40 mL VOA Unpreserved (N/A)	DG9V-40 mL VOA H3PO4 (N/A)	KP7U-50 mL Plastic Unpreserved (N/A)	V/GK (3 vials per kit)-VPH/Gas kit (N/A)	SPST-125 mL Sterile Plastic (N/A – lab)	SPZT-250 mL Sterile Plastic (N/A – lab)		BP3B-250 mL Plastic (NH4)2SO4 (9.3-9.7)	AGOU-100 mL Amber Unpreserved (N/A) (Cl-)	VSGU-20 mL Scintillation vials (N/A)	DG9U-40 mL Amber Unpreserved vials (N/A)
1		2	1			1 ✓	1 ✓																					
2		2	1			1 ✓	1 ✓																					
3		2	1			1 ✓	1 ✓																					
4		2	1			1 ✓	1 ✓																					
5		2	1			1 ✓	1 ✓																					
6		2	1			1 ✓	1 ✓																					
7		2	1			1 ✓	1 ✓																					
8		2	1			1 ✓	1 ✓																					
9																												
10																												
11																												
12																												

pH Adjustment Log for Preserved Samples

Sample ID	Type of Preservative	pH upon receipt	Date preservation adjusted	Time preservation adjusted	Amount of Preservative added	Lot #

Note: Whenever there is a discrepancy affecting North Carolina compliance samples, a copy of this form will be sent to the North Carolina DENR Certification Office (i.e. Out of hold, incorrect preservative, out of temp, incorrect containers

Qualtrax ID: 69614

Pace Analytical

CHAIN-OF-CUSTODY / Analytical Request Document

The Chain-of-Custody is a LEGAL DOCUMENT. All relevant fields must be completed accurately.

Section A (Required Client Information)

Company:	GA Power
Address:	Atlanta, GA
Email To:	SCS Contacts
Phone:	Fax:
Requested Due Date/TAT:	5 day

Section B

Report To:	SCS Contacts
Copy To:	Geosyntec Contacts
Purchase Order No:	GPC62474-0001
Project Name:	Hammond AP-1
Project Number:	

Section C

Attention:	Southern Co
Company Name:	
Address:	
Pace Quote Reference:	
Pace Project Manager:	Bonnie Vang
Pace Profile #:	10839

Page: 1 of 1

REGULATORY AGENCY

NPDES ☐ GROUND WATER ☐ DRINKING WATER ☐
UST ☐ RCRA ☐ OTHER ☐

Site Location STATE: GA

Section D (Required Client Information)

Valid Matrix Codes: MATRIX / CODE — DRINKING WATER: DW, WT; WATER: WT; WASTE WATER: WW; PRODUCT: P; SOIL/SOLID: SL; OIL: OL; WIPE: WP; AIR: AR; TISSUE: TS; OTHER: OT

SAMPLE ID (A-Z, 0-9 / -) Sample IDs MUST BE UNIQUE

ITEM #	SAMPLE ID	MATRIX CODE	SAMPLE TYPE (G=GRAB C=COMP)	COLLECTED DATE	COLLECTED TIME	COLLECTED DATE	COLLECTED TIME	SAMPLE TEMP AT COLLECTION	# OF CONTAINERS	Unpreserved	H_2SO_4	HNO_3	HCl	NaOH	$Na_2S_2O_3$	Methanol	Other	Analysis Test: Chloride, Fluoride, Sulfate	Full App. III and IV metals	Major Ions (Profile 10439-2)	TDS	Residual Chlorine (Y/N)	Pace Project No / Lab I.D.
																		Requested Analysis Filtered (Y/N)	N	N	N	N	
1	HAM-INW-03	WG	G	5/29/2024	1414			20	5	3		1					1		X	X	X	X	N	001
2	HAM-PT-09	WG	G	5/30/2024	1152			20	5	3		1					1		X	X	X	X	N	002
3	HAM-PT-10	WG	G	5/30/2024	1440			20	5	3		1					1		X	X	X	X	N	003
4	HAM-PT-11	WG	G	5/29/2024	1643			19	5	3		1					1		X	X	X	X	N	004
5	HAM-PT-12	WG	G	5/29/2024	1208			19	5	3		1					1		X	X	X	X	N	005
6	HAM-AP1-EB-01	WG	G	5/30/2024	1658			20	5	3		1					1		X	X	X	X	N	006
7	HAM-AP1-FB-01	WG	G	5/30/2024	1652			20	5	3		1					1		X	X	X	X	N	007
8	HAM-AP1-FD-01	WG	G	5/30/2024	0000			20	5	3		1					1		X	X	X	X	N	
9																								
10																								
11																								
12																								

9273382

ADDITIONAL COMMENTS	RELINQUISHED BY / AFFILIATION	DATE	TIME	ACCEPTED BY / AFFILIATION	DATE	TIME	SAMPLE CONDITIONS
Task Code: HAM-COR-CA-20240529	Zain Webb / Geosyntec	5-30-2024	1900	Allison Blount / Geosyntec	5-30-2024	1900	
	Allison Blount / Geosyntec	5-31-2024	1203	Ryan Williams / Pace	5/31/2024	1203	
	Ryan Williams / Pace	5/31/2024	1252		5/31/24	1252	

SAMPLER NAME AND SIGNATURE

PRINT Name of SAMPLER: Zain Webb / Geosyntec Consultants, Inc.

SIGNATURE of SAMPLER: [signature] DATE Signed (MM/DD/YY): 5/30/2024

Temp in °C | Received on Ice (Y/N) | Custody Sealed Cooler (Y/N) | Samples Intact (Y/N)

*Important Note: By signing this form you are accepting Pace's NET 30 day payment terms and agreeing to late charges of 1.5% per month for any invoices not paid within 30 days.

Site Name: Hammond

Calibrated By: EF

Field Instrumentation Calibration Form

Date: 5/2/23

Field Conditions: 60-80 sunny

Instrument	Manufactuer/ Model	Serial Number
Water Quality Meter	Aqua Tech 400	183546
Turbidity Meter	Lamotte 2020	1511-9111

Calibration Standard Information				
Parameter	Standard	Lot #	Date of Expiration	Brand
Specific Conductance (µS/cm)	4,490	24005593	12/24	ATV
pH (SU)	4.00	24004093	12/27	ATV
pH (SU)	7.00	24009517	12/29	ATV
pH (SU)	10.00	24000083	12/24	ATV
D.O. (%)	N/A	—	~~12/24~~	ATV
ORP (mV)	228.0	24006403	12/24	ATV

Calibration					
Time Start 815		Time Finish 817			
Parameter	Standard	Calibration Value	Calibration Solution Temperature (°C)	Acceptance Criteria	Reference
Specific Conductance (µS/cm)	4,490	4490	19.86	± 10% of standard	EPA 2023
pH (SU)	4.00	4.00	~~[illegible]~~ 2815	± 0.1	GWMP
pH (SU)	7.00	7.00	27.30	± 0.1	GWMP
pH (SU)	10.00	10.00	26.99	± 0.1	GWMP
D.O. (%)	N/A	100.1	27.22	± 10%	NA
ORP (mV)	228.0	228	26.57	± 10	EPA 2023

	Standard	Calibration Value	Acceptance Criteria	Reference
Turbidity (NTU)	0	0	± 10% of standard	EPA 2023
	1	.91		
	10	9.91		
	—	—		

Calibration Check					
Time Start 1315		Time Finish 1320			
Parameter	Standard	Calibration Value	Calibration Solution Temperature (°C)	Acceptance Criteria	Reference
Specific Conductance (µS/cm)	4,490	4490	30.04	± 10% of standard	EPA 2023
pH (SU)	4.00	4	39.13	± 0.1	GWMP
pH (SU)	7.00	7	33.21	± 0.1	GWMP
pH (SU)	10.00	10	31.94	± 0.1	GWMP

	Standard	Calibration Value	Acceptance Criteria	Reference
Turbidity (NTU)	0	0	± 10% of standard	EPA 2023
	1	.97		
	10	9.71		
	—	—		

Notes:

Site Name: Plant Hammond

Calibrated By: Zain W.

Field Instrumentation Calibration Form

Date: 6-2-24

Field Conditions: Clear, 70°F

Instrument	Manufactuer/ Model	Serial Number
Water Quality Meter	Aqua Troll 600	916183
Turbidity Meter	LaMotte	7009-1416

Calibration Standard Information				
Parameter	Standard	Lot #	Date of Expiration	Brand
Specific Conductance (uS/cm)	4,490	24005593	12/24	ATR
pH (SU)	4 00	24005595	12/24	
pH (SU)	7 00	24004511	12/24	
pH (SU)	10 00	24000085	12/24	
D.O (%)	N/A	—	—	
ORP (mV)	228.0	24006905	12/24	

Calibration					
Time Start 0828		Time Finish 0848			
Parameter	Standard	Calibration Value	Calibration Solution Temperature (°C)	Acceptance Criteria	Reference
Specific Conductance (µS/cm)	4,490	4490	22.01	± 10% of standard	EPA 2023
pH (SU)	4 00	4 0	22.17	± 0 1	GWMP
pH (SU)	7 00	7 0	22.33	± 0 1	GWMP
pH (SU)	10 00	10.0	22.35	± 0 1	GWMP
D O (%)	N/A	—	22.56	± 10%	NA
ORP (mV)	228.0	228 0	22.19	± 10	EPA 2023

	Standard	Calibration Value	Acceptance Criteria	Reference
Turbidity (NTU)	0	0	± 10% of standard	EPA 2023
	1	1		
	10	10		
	—			

Calibration Check					
Time Start 1510		Time Finish 1523			
Parameter	Standard	Calibration Value	Calibration Solution Temperature (°C)	Acceptance Criteria	Reference
Specific Conductance (µS/cm)	4,490	4490	26.05	± 10% of standard	EPA 2023
pH (SU)	4 00	4 0	26.33	± 0 1	GWMP
pH (SU)	7 00	7 0	25.26	± 0 1	GWMP
pH (SU)	10.00	10 0	24.38	± 0 1	GWMP

	Standard	Calibration Value	Acceptance Criteria	Reference
Turbidity (NTU)	0	0	± 10% of standard	EPA 2023
	1	1		
	10	10		
	—	—		

Notes: Had problem w/ conductivity; solved by restoring factory calibration

Site Name: Plant Hammond

Calibrated By: A. Szwest

Field Instrumentation Calibration Form

Date: 5-9-2024

Field Conditions: Thunderstorms, 66°F

Instrument	Manufactuer/ Model	Serial Number
Water Quality Meter	AquaTroll 400	830751
Turbidity Meter	La Motte 2020t	7009-1416

Calibration Standard Information				
Parameter	Standard	Lot #	Date of Expiration	Brand
Specific Conductance (µS/cm)	4,490	24011593	12/2024	AIR
pH (SU)	4.00	24011593	12/2024	AIR
pH (SU)	7.00	24003597	11/2024	AIR
pH (SU)	10.00	24014996	11/2024	AIR
D.O. (%)	N/A	—	—	—
ORP (mV)	228.0	24006903	11/2024	AIR

Calibration					
Time Start 1020		Time Finish 1030			
Parameter	Standard	Calibration Value	Calibration Solution Temperature (°C)	Acceptance Criteria	Reference
Specific Conductance (µS/cm)	4,490	4490.0	23.34	± 10% of standard	EPA 2023
pH (SU)	4.00	4.00	23.54	± 0.1	GWMP
pH (SU)	7.00	7.00	23.52	± 0.1	GWMP
pH (SU)	10.00	10.00	23.57	± 0.1	GWMP
D.O. (%)	N/A	~~228.~~ 100%	23.04	± 10%	NA
ORP (mV)	228.0	228.0	23.45	± 10	EPA 2023

	Standard	Calibration Value	Acceptance Criteria	Reference
Turbidity (NTU)	0	0.00	± 10% of standard	EPA 2023
	1	0.70		
	10	10.12		
	—	—		

Calibration Check					
Time Start		Time Finish			
Parameter	Standard	Calibration Value	Calibration Solution Temperature (°C)	Acceptance Criteria	Reference
Specific Conductance (µS/cm)	4,490			± 10% of standard	EPA 2023
pH (SU)	4.00			± 0.1	GWMP
pH (SU)	7.00			± 0.1	GWMP
pH (SU)	10.00			± 0.1	GWMP

	Standard	Calibration Value	Acceptance Criteria	Reference
Turbidity (NTU)			± 10% of standard	EPA 2023

Notes:

Site Name: GP Plant Hammond

Field Instrumentation Calibration Form

Date: 5/13 24

Calibrated By: J. Newsome

Field Conditions: Cloudy, 60°F

Instrument	Manufactuer/ Model	Serial Number
Water Quality Meter	Aquatroll	906105
Turbidity Meter	LaMotte 2020 we	1511-4411

Calibration Standard Information				
Parameter	Standard	Lot #	Date of Expiration	Brand
Specific Conductance (µS/cm)	4,490	24005593	12/2024	AIR
pH (SU)	4 00	24005593	12/2024	AIR
pH (SU)	7 00	24004517	12/2024	AIR
pH (SU)	10 00	24001085	12/2024	AIR
D O (%)	N/A	—	—	—
ORP (mV)	228 0	24006903	12/2024	AIR

Calibration					
Time Start	0750	Time Finish	820		
Parameter	Standard	Calibration Value	Calibration Solution Temperature (°C)	Acceptance Criteria	Reference
Specific Conductance (µS/cm)	4,490	4391.4	19.05	± 10% of standard	EPA 2023
pH (SU)	4 00	4.04	19.14	± 0 1	GWMP
pH (SU)	7.00	7.04	19.24	± 0 1	GWMP
pH (SU)	10 00	10.03	19.03 30	± 0 1	GWMP
D O (%)	N/A	99.75	19.24	± 10%	NA
ORP (mV)	228 0	228.5	19.32	± 10	EPA 2023

	Standard	Calibration Value	Acceptance Criteria	Reference
Turbidity (NTU)	0	0.01	± 10% of standard	EPA 2023
	1	1.01		
	10	9.98		
	—	—		

Calibration Check					
Time Start	1230	Time Finish	1245		
Parameter	Standard	Calibration Value	Calibration Solution Temperature (°C)	Acceptance Criteria	Reference
Specific Conductance (µS/cm)	4,490	4460.91	20.12	± 10% of standard	EPA 2023
pH (SU)	4 00	4.03	20.12	± 0.1	GWMP
pH (SU)	7 00	7.02	19.103	± 0.1	GWMP
pH (SU)	10 00	10.04	20.05	± 0.1	GWMP

	Standard	Calibration Value	Acceptance Criteria	Reference
Turbidity (NTU)	0	0	± 10% of standard	EPA 2023
	1	1.01		
	10	10		
	—	—		

Notes:

Site Name: Plant Hammond

Calibrated By: A. Stewart

Field Instrumentation Calibration Form

Date: 5-15-2024

Field Conditions: Cloudy, 70°F

Instrument	Manufactuer/ Model	Serial Number
Water Quality Meter	AquaTroll 400	850751
Turbidity Meter	LaMotte 2020e	5008-1416

Calibration Standard Information				
Parameter	Standard	Lot #	Date of Expiration	Brand
Specific Conductance (µS/cm)	4,490	24005593	12/2024	AIR
pH (SU)	4 00	24005593	12/2024	AIR
pH (SU)	7 00	24005597	11/2024	AIR
pH (SU)	10 00	24004996	11/2024	AIR
D O (%)	N/A	—	—	—
ORP (mV)	228.0	24006903	11/2024	AIR

Calibration					
Time Start 745		Time Finish 810			
Parameter	Standard	Calibration Value	Calibration Solution Temperature (°C)	Acceptance Criteria	Reference
Specific Conductance (uS/cm)	4,490	4490.0	18.97	± 10% of standard	EPA 2023
pH (SU)	4.00	4.00	19.15	± 0 1	GWMP
pH (SU)	7 00	7.00	19.33	± 0 1	GWMP
pH (SU)	10 00	10.00	19.47	± 0 1	GWMP
D.O (%)	N/A	100.00	18.62	± 10%	NA
ORP (mV)	228.0	228.0	19.46	± 10	EPA 2023

	Standard	Calibration Value	Acceptance Criteria	Reference
Turbidity (NTU)	0	0.00	± 10% of standard	EPA 2023
	1	0.77		
	10	9.47		
	—	—		

Calibration Check					
Time Start 1630		Time Finish 1640			
Parameter	Standard	Calibration Value	Calibration Solution Temperature (°C)	Acceptance Criteria	Reference
Specific Conductance (uS/cm)	4,490	4490.0	30.19	± 10% of standard	EPA 2023
pH (SU)	4 00	4.00	29.82	± 0 1	GWMP
pH (SU)	7 00	7.00	28.04	± 0 1	GWMP
pH (SU)	10.00	10.00	27.03	± 0 1	GWMP

	Standard	Calibration Value	Acceptance Criteria	Reference
Turbidity (NTU)	0	0.02	± 10% of standard	EPA 2023
	1	0.83		
	10	10.08		
	—	—		

Notes:

Site Name: Aunt Hammond

Field Instrumentation Calibration Form

Date: 5/15/24

Calibrated By: J Newsome

Field Conditions: Cloudy, 60° F

Instrument	Manufactuer/ Model	Serial Number
Water Quality Meter	Aqua troll	960105
Turbidity Meter	LaMotte 2020t	1711-4111

Calibration Standard Information				
Parameter	Standard	Lot #	Date of Expiration	Brand
Specific Conductance (µS/cm)	4,490	24105593	12/2024	AIR
pH (SU)	4.00	24105493	12/2024	AIR
pH (SU)	7.00	24004517	12/2024	AIR
pH (SU)	10.00	24000065	12/2024	AIR
D.O. (%)	N/A	—	—	—
ORP (mV)	228.0	24006903	12/2024	AIR

Calibration					
Time Start	0750	Time Finish	0810		
Parameter	Standard	Calibration Value	Calibration Solution Temperature (°C)	Acceptance Criteria	Reference
Specific Conductance (µS/cm)	4,490	4034.6	20.20	± 10% of standard	EPA 2023
pH (SU)	4.00	4.02	20.35	± 0.1	GWMP
pH (SU)	7.00	7.03	20.30	± 0.1	GWMP
pH (SU)	10.00	10.05	21.01	± 0.1	GWMP
D.O. (%)	N/A	100.1	20.27	± 10%	NA
ORP (mV)	228.0	232.6	20.94	± 10	EPA 2023

	Standard	Calibration Value	Acceptance Criteria	Reference
Turbidity (NTU)	0	0	± 10% of standard	EPA 2023
	1	0.96		
	10	10.01		
	—	—		

Calibration Check					
Time Start	1445	Time Finish	1455		
Parameter	Standard	Calibration Value	Calibration Solution Temperature (°C)	Acceptance Criteria	Reference
Specific Conductance (µS/cm)	4,490	4109.7	22.4	± 10% of standard	EPA 2023
pH (SU)	4.00	4.02	22.4	± 0.1	GWMP
pH (SU)	7.00	7.03	21.6	± 0.1	GWMP
pH (SU)	10.00	10.0	22.7	± 0.1	GWMP

	Standard	Calibration Value	Acceptance Criteria	Reference
Turbidity (NTU)	0	0	± 10% of standard	EPA 2023
	1	1.01		
	—	—		

Notes:

Site Name: Plant Hammond

Calibrated By: A. Sennett

Field Instrumentation Calibration Form

Date: 5-16-2024

Field Conditions: Sunny 70°F

Instrument	Manufactuer/ Model	Serial Number
Water Quality Meter	Aqua Troll 400	550751
Turbidity Meter	La Motte 2020e	2009-1446

Calibration Standard Information				
Parameter	Standard	Lot #	Date of Expiration	Brand
Specific Conductance (µS/cm)	4.490	24005593	12/2024	AIR
pH (SU)	4.00	24005593	12/2024	AIR
pH (SU)	7.00	24003597	11/2024	AIR
pH (SU)	10.00	24004996	11/2024	AIR
D.O. (%)	N/A	—	—	—
ORP (mV)	228.0	24006903	11/2024	AIR

Calibration					
Time Start 800		Time Finish 830			
Parameter	Standard	Calibration Value	Calibration Solution Temperature (°C)	Acceptance Criteria	Reference
Specific Conductance (µS/cm)	4.490	4420.0	20.04	± 10% of standard	EPA 2023
pH (SU)	4.00	4.00	20.02	± 0.1	GWMP
pH (SU)	7.00	7.00	20.13	± 0.1	GWMP
pH (SU)	10.00	10.00	20.20	± 0.1	GWMP
D.O. (%)	N/A	100.00	20.04	± 10%	NA
ORP (mV)	228.0	228.0	20.09	± 10	EPA 2023

	Standard	Calibration Value	Acceptance Criteria	Reference
Turbidity (NTU)	0	0.00	± 10% of standard	EPA 2023
	1	0.81		
	10	10.10		
	—	—		

Calibration Check					
Time Start		Time Finish			
Parameter	Standard	Calibration Value	Calibration Solution Temperature (°C)	Acceptance Criteria	Reference
Specific Conductance (µS/cm)	4.490			± 10% of standard	EPA 2023
pH (SU)	4.00			± 0.1	GWMP
pH (SU)	7.00			± 0.1	GWMP
pH (SU)	10.00			± 0.1	GWMP

	Standard	Calibration Value	Acceptance Criteria	Reference
Turbidity (NTU)			± 10% of standard	EPA 2023

Notes:

Site Name: Plant Hammond

Field Instrumentation Calibration Form

Date: 5/14/24

Calibrated By: J Newsome

Field Conditions: Sunny, 100F

Instrument	Manufactuer/ Model	Serial Number
Water Quality Meter	Aquatroll	901906
Turbidity Meter	LaMotte 2020w	1511-9111

Calibration Standard Information				
Parameter	Standard	Lot #	Date of Expiration	Brand
Specific Conductance (µS/cm)	4,490	24005593	12/2024	AIR
pH (SU)	4 00	24005593	12/2024	AIR
pH (SU)	7 00	24004517	12/2024	AIR
pH (SU)	10.00	24000085	12/2024	AIR
D O (%)	N/A	—	—	—
ORP (mV)	228 0	24006903	12/2024	AIR

Calibration					
Time Start	740	Time Finish	0800		
Parameter	Standard	Calibration Value	Calibration Solution Temperature (°C)	Acceptance Criteria	Reference
Specific Conductance (µS/cm)	4,490	4493.9	19.9	± 10% of standard	EPA 2023
pH (SU)	4 00	4.00	20.17	± 0.1	GWMP
pH (SU)	7 00	6.97	20.23	± 0 1	GWMP
pH (SU)	10 00	10.02	20.79	± 0 1	GWMP
D O (%)	N/A	100.53	20.3	± 10%	NA
ORP (mV)	228 0	234.7	20.52	± 10	EPA 2023

	Standard	Calibration Value	Acceptance Criteria	Reference
Turbidity (NTU)	0	0.00	± 10% of standard	EPA 2023
	1	0.97		
	10	9.99		
	—	—		

Calibration Check					
Time Start		Time Finish			
Parameter	Standard	Calibration Value	Calibration Solution Temperature (°C)	Acceptance Criteria	Reference
Specific Conductance (µS/cm)	4,490			± 10% of standard	EPA 2023
pH (SU)	4 00			± 0 1	GWMP
pH (SU)	7 00			± 0 1	GWMP
pH (SU)	10 00			± 0 1	GWMP

	Standard	Calibration Value	Acceptance Criteria	Reference
Turbidity (NTU)			± 10% of standard	EPA 2023

Notes:

Site Name: Plant Hammond

Calibrated By: Zain Wolf

Field Instrumentation Calibration Form

Date: 5-29-24

Field Conditions: Sunny, 75°F

Instrument	Manufactuer/ Model	Serial Number
Water Quality Meter	Aqua Troll 400	965586
Turbidity Meter	Orion Model 9020	—

Calibration Standard Information				
Parameter	Standard	Lot #	Date of Expiration	Brand
Specific Conductance (µS/cm)	4,490	24005595	12/24	ATR
pH (SU)	4 00	24005593	12/24	ATR
pH (SU)	7 00	24003593	11/24	ATR
pH (SU)	10 00	24000085	12/24	ATR
D O (%)	N/A	—	—	ATR
ORP (mV)	228.0	24006203	12/24	ATR

Calibration					
Time Start 0937		Time Finish 0959			
Parameter	Standard	Calibration Value	Calibration Solution Temperature (°C)	Acceptance Criteria	Reference
Specific Conductance (µS/cm)	4,490	4490	23.69	± 10% of standard	EPA 2023
pH (SU)	4 00	4.00	23.87	± 0.1	GWMP
pH (SU)	7 00	7.00	24.17	± 0 1	GWMP
pH (SU)	10 00	10 00	24.35	± 0.1	GWMP
D O (%)	N/A	—	24.51	± 10%	NA
ORP (mV)	228.0	228.0	24.31	± 10	EPA 2023

	Standard	Calibration Value	Acceptance Criteria	Reference
Turbidity (NTU)	0	0	± 10% of standard	EPA 2023
	1	1		
	10	10		
	—	—		

Calibration Check					
Time Start 1500		Time Finish 1515			
Parameter	Standard	Calibration Value	Calibration Solution Temperature (°C)	Acceptance Criteria	Reference
Specific Conductance (µS/cm)	4,490	4490	29.03	± 10% of standard	EPA 2023
pH (SU)	4 00	4.00	28.59	± 0 1	GWMP
pH (SU)	7 00	7.00	26.87	± 0 1	GWMP
pH (SU)	10 00	10.00	25.93	± 0 1	GWMP

	Standard	Calibration Value	Acceptance Criteria	Reference
Turbidity (NTU)	0	0	± 10% of standard	EPA 2023
	1	1		
	10	10		
	—	—		

Notes:

Site Name: Plant Hammond

Calibrated By: Zain W.

Field Instrumentation Calibration Form

Date: 5-30-24

Field Conditions: Sunny 70°F

Instrument	Manufactuer/ Model	Serial Number
Water Quality Meter	Aqua Troll 600	465826
Turbidity Meter	La Motte 2020T	—

Calibration Standard Information				
Parameter	Standard	Lot #	Date of Expiration	Brand
Specific Conductance (µS/cm)	4,490	24005593	12/24	ATR
pH (SU)	4 00	24005593	12/24	↓
pH (SU)	7 00	24003597	11/24	↓
pH (SU)	10.00	24000085	12/24	↓
D O (%)	N/A	—	—	↓
ORP (mV)	228 0	24006903	12/24	↓

Calibration					
Time Start 0819		Time Finish 0844			
Parameter	Standard	Calibration Value	Calibration Solution Temperature (°C)	Acceptance Criteria	Reference
Specific Conductance (µS/cm)	4,490	4490	20.32	± 10% of standard	EPA 2023
pH (SU)	4 00	4.00	20.75	± 0 1	GWMP
pH (SU)	7.00	7.00	21.90	± 0 1	GWMP
pH (SU)	10 00	10.00	22.55	± 0 1	GWMP
D O (%)	N/A	100.5	22.21	± 10%	NA
ORP (mV)	228 0	228.0	22.68	± 10	EPA 2023

	Standard	Calibration Value	Acceptance Criteria	Reference
Turbidity (NTU)	0	0	± 10% of standard	EPA 2023
	1	1		
	10	10		
		—		

Calibration Check					
Time Start —		Time Finish —			
Parameter	Standard	Calibration Value	Calibration Solution Temperature (°C)	Acceptance Criteria	Reference
Specific Conductance (µS/cm)	4,490	—	—	± 10% of standard	EPA 2023
pH (SU)	4 00	—	—	± 0 1	GWMP
pH (SU)	7.00	—	—	± 0.1	GWMP
pH (SU)	10 00	—	—	± 0 1	GWMP

	Standard	Calibration Value	Acceptance Criteria	Reference
Turbidity (NTU)	—	—	± 10% of standard	EPA 2023
	—	—		
	—	—		
	—	—		

Notes:

APPENDIX C

Injection Field Forms

Injection Log

Project Name:	GP Plant Hammond	Date: 7/11/24	Page 1 of ___
Project Number:	GW6581G	Weather: sunny, 85F	
Field Personnel:	J. Newsome, A. Alvarez	Activity: injections	

Location: AP 1	Start: Date 7/11/24 Time 1045	Finish: Date ___ Time ___

	Well ID	Start Time (hr:mm)	Stop Time (hr:mm)	Volume Injected (gal)	Injection Pressure (psi)	Flowrate (GPM)	Notes
7/11	INW-03	1045	1200	325	<2	~2	FeSO4 Batch 1
	INW-03	1240	1410	325	<2	~2	FeSO4 Batch 2
	INW-03	1500	1610	325	<2	3	FeSO4 Batch 3
7/13	INW-03	1000	1059	300	0.7	5.7	FeSO4 Batch 4
	INW-03	1115	1213	308	<0.5	5.3	FeSO4 Batch 5
	INW-03	1300	~~14~~ 1556	300	0.7	5.2	FeSO4 Batch 6
	INW-03	1415	1522	303	0.4	5.4	FeSO4 Batch 7
7/15	INW-03	1030	1107	305	2.6	8.2	FeSO4 Batch 8
	INW-03	1125	1200	298	3.3	8.5	FeSO4 Batch 9
	INW-03	1317	1353	309	3.3	8.5	FeSO4 Batch 10
	INW-03	1405	1442	305	3.3	8.2	FeSO4 Batch 11

HSWL8 Area

Injectate Batch Preparation Log

Project Name: GPPlant Hammond Page 1 of ___
Project Number: GW05815 Field Personnel: J Newsome A Akbari
Date: 7/11/24 Weather: Sunny 80F

Batch #	Tank Fill			Injectate		Geochemical Parameters						Comments
	Start Time (hr:mm)	End Time (hr:mm)	Volume (gallons)	Time (hr:mm)	Amount (lb)	Time (hr:mm)	Temp (°C)	pH (SU)	Sp. Cond (µs/cm³)	DO (mg/L)	ORP (mV)	
INW-03 1			325	1040	1.25	1040	25.96	7.67	0.459	8.25	38.3	mixing in tank
						1045	26.0	6.78	0.475	5.17	9.4	start injection
						1100	26.19	6.03	0.455	3.3	8.7	
						1115	26.42	5.91	0.444	2.99	15.3	
						1130	26.40	5.85	0.439	3.14	20.3	
						1145	26.87	[illegible]	0.419	4.46	27.5	
						1200	27.29	[illegible]	0.415	5.44	23.4	stop injections
INW-03 2	1206 7/11/24	1224	325	1240	1.25	1240	27.73	7.90	0.206	7.79	29.0	mixing in tank
						1245	25.89	6.23	0.459	5.64	-3.5	inject
						1300	25.92	6.02	0.429	3.83	—	
						1315	26.11	5.93	0.419	3.76	12.8	
						1330	26.36	5.87	0.411	4.22	17.2	
						1345	26.67	5.76	0.393	5.96	27.1	
						1400	26.95	5.65	0.393	5.22	52.1	stop injection
INW-03 3			325	1455	1.25	1455	25.82	8.09	0.198	7.82	419.6	mix in tank
						1500	25.94	6.14	0.435	5.44	7.2	inject
						1515	26.17	6.02	0.410	3.81	25	
						1530	26.37	5.93	0.413	3.54	7.4	

Injectate Batch Preparation Log

Project Name: Hammond
Project Number: [illegible] Field Personnel: AA JH
Date: 07-13-24 Weather: Sunny
Page 1 of 1

	Batch #	Tank Fill			Injectate		Geochemical Parameters						Comments
		Start Time (hr:mm)	End Time (hr:mm)	Volume (gallons)	Time (hr:mm)	Amount (lb)	Time (hr:mm)	Temp (°C)	pH (SU)	Sp. Cond (µs/cm³)	DO (mg/L)	ORP (mV)	
WW-03_4	1						952	27.03	7.88	0.20	7.95	370.8	Potable water
	1	1000	1059	300	1000	1.25	1000	26.90	6.03	0.45	5.14	-27.0	5min after mixing w/ injectate
	1						1015	27.15	5.86	0.45	3.37	-6.10	
	1						1030	27.38	5.72	0.44	2.80	12.3	
	2(1)						1045	27.63	5.65	0.43	2.60	19.3	
WW-03_8	2	1115	1213	303	1115	1.25	1100	25.63	7.79	0.20	7.98	302.0	potable water
	2						1115	26.06	6.00	0.47	4.98	-25.1	5min after mixing / start inject
	2						1130	26.24	5.90	0.43	3.53	-11.1	
	2						1145	26.51	5.78	0.42	2.98	4.1	
	2						1200	26.64	5.73	0.42	2.82	10.3	
	2						1202	26.84	5.73	0.42	3.77	10.6	moved sensor down
WW-03_6	3			300			1255	26.29	7.99	0.2	7.94	291.8	Potable water
	3								7.78				
	3	1300	1356		1300		1300	26.28	5.99	0.47	4.63	-28.9	aft 5min mix / start of inj
	3						1315	26.46	5.89	0.45	3.50	-17.0	
	3						1330	26.73	5.79	0.44	2.97	-3.8	
	3						1345	27.03	5.68	0.43	2.71	9.7	
	3						1355	27.46	5.64	0.43	2.62	6.9	
WW-03_7	4				1410	1.25	1410	25.84	7.75	0.19	7.99	238.8	Potable water
	4	1415		303	1415		1415	26.27	6.00	0.46	5.34	-32.0	Start of injection / 5min mix
	4				1430		1430						
	4						1445	26.82	5.78	0.41	2.93	-1.1	
	4						1500	27.15	5.75	0.41	4.17	5.3	
	4						1515	27.38	5.68	0.41	4.34	30.3	

Injectate Batch Preparation Log

Project Name: Hammond
Project Number:
Date: 07-15-2024
Field Personnel: Ali A / Jamie N
Weather: cloudy
Page 1 of 1

Batch #	Tank Fill			Injectate		Geochemical Parameters						Comments
	Start Time (hr:mm)	End Time (hr:mm)	Volume (gallons)	Time (hr:mm)	Amount (lb)	Time (hr:mm)	Temp (°C)	pH (SU)	Sp. Cond (µs/cm³)	DO (mg/L)	ORP (mV)	
						9025	24.69	7.96	0.2	8.07	138.5	potable water
1	1030				2.5	1030	25.78	5.72	1.12	5.29	-34.5	start of injection
						1045	25.91	5.73	0.63	3.34	-14.9	
						1100	26.10	5.54	0.84	5.15	-0.4	
		1107	305			1107	26.14	5.42	0.89*	4.74	13.7	
2						1120	24.51	7.52	0.20	8.17	110.5	potable water
	1125				2.5	1125	24.91	5.80	0.77	4.35	-26.9	start of injection
						1140	25.05	5.65	0.75	3.20	-8.8	
						1155	25.3	5.58	0.74	4.96	0.6	
		1200	296		2.5	1159	25.49	5.89	0.73	5.89	14.1	
3						1312	26.10	7.09	0.21	7.28	106.2	potable water
	1318		808		2.5	1318	26.28	5.80	0.7	4.55	-32.8	start of injection
						1330	26.51	5.62	0.68	3.04	-10.6	
		1353	303		2	1345	26.85	5.20	0.78	4.12	-1.4	
						~~1353~~	~~27.42~~	~~5.99~~	~~0.17~~	~~7.43~~	~~19.5~~	~~Potable water~~
4						1359	25.73	7.50	0.20	8.15	87.1	Potable water
	1405				2.5	1405	25.86	5.79	0.71	4.40	-28.9	
						1424	26.12	5.55	0.72	2.85	-3.5	
		1442	305			1440	26.55	5.45	0.79	3.27	8.5	4th injection complete

Injection Log

Project Name:	Plant Hammond	Date: 7/9/24	Page 1 of ___
Project Number:	BW65816	Weather: Sunny, 94F	
Field Personnel:	A. Akbar, J. Newsome	Activity: injections	

Location: HGWC-13	Start: Date 7/9/24 Time 1223	Finish: Date ___ Time ___

	Well ID	Start Time (hr:mm)	Stop Time (hr:mm)	Volume Injected (gal)	Injection Pressure (psi)	Flowrate (GPM)	Notes
7/9/24	INW-04	1223	1308	22	Ø	0.5	potable water
	INW-05	1310	1321	3	Ø	2.5	
	INW-04	1324	1426	225	Ø	5	
	INW-05	1700	1815	225	Ø	2	
7/10/24	INW-04	903	1240	300	2	3	$FeSO_4$, gravity fed 150 gal, pathfinder 150 gal
	INW-04	~~1700~~ 1550	~~1815~~ 1240	325	1.5	3.2	$FeSO_4$, pathfinder, batch 2
	INW-04	1730	1912	325	1.5	3.0	
7/11/24	INW-04	1045	1248	325	3.6	3.9	$FeSO_4$ gravity feed, switch to pathfinder after 150 gal
	INW-04	1315	1451	325	0.4	3.5	$FeSO_4$, pathfinder
	INW-04	1600	1734	304	0.7	3.45	$FeSO_4$, pathfinder
7/12/24	INW-04	920	1000	141	3.5	3.5	
	INW-05	920	1000	153	3.5	3.8	
	INW-04	1015	1059	151	2.7	3.4	
	INW-05	1015	1059	142	2.7	3.2	
	INW-04	1145	1236	148	1.5	2.9	
	INW-05	1145	1236	157	1.5	3.1	
	INW-04	1245	1333	156	2.5	4.1	
	INW-05	1245	1333	148.4	2.5	3.8	
	INW-04	1415	1503	151	1.7	3.1	
	INW-05	1415	1503	153	1.7	3.2	
	INW-04	1515	1602	151	1.8	3.[illegible]	
	INW-05	1515	1602	151	1.8	3.2	

Injection Log

Project Name: Hammond
Project Number:
Field Personnel: Ali A. Zair W

Date: 7/23/24
Page 1 of 1
Weather: Sunny / rain during day
Activity: Injection

Location: HGWC-13 area
Start: Date 7/23/24 Time 1100
Finish: Date _____ Time _____

Well ID	Start Time (hr:mm)	Stop Time (hr:mm)	Volume Injected (gal)	Injection Pressure (psi)	Flowrate (GPM)	Notes
INW04	1030	1113	150	-0.3-4.4	3.5-3.8	
INW05	1030	1113	147	0.4-1.2	3.1-3.6	
INW04	1130	1214	145	0-2.2	3.0-3.3	
INW05	1130	1214	151	0-2.5	2.8-3.3	
INW04	1300	1347	152	3-3.3	3.2-3.4	
INW05	1300	1347	154	-1.3-0.3	3.0-3.5	
INW04	1400	1444	151	1.7-2.8	2.9-3.4	
INW05	1400	1444	155	0.3-2.5	3.0-3.6	
INW04	1530	1622	152	5.8-6.5	2.9-3.2	
INW05	1530	1622	148	-2.8- -0.7	2.6-3.2	

Injection Log

Project Name: Hammond
Project Number:
Field Personnel: Ali A Zain W

Date: 7/24/24
Weather: cloudy
Activity: injection

Location: HGMW-13 area

Start: Date 7/24/24 Time

Finish: Date 7/24/24 Time

Well ID	Start Time (hr:mm)	Stop Time (hr:mm)	Volume Injected (gal)	Injection Pressure (psi)	Flowrate (GPM)	Notes
INW04	1045	1131	149	1.5-2.0	3.0-3.3	
INW05	1045	1131	148	3.5-4.1	2.9-3.3	
INW04	1145	1229	150	2.5-2.9	3.4-3.6	
INW05	1145	1229	151	0.7-1.9	3.4-3.7	
INW04	1305	1349	151	2.9-3.8	2.9-3.6	
INW05	1305	1349	151	0.9-3.2	3.0-3.8	
INW04	1400	1449	152	1.6-2.9	3.1-3.4	
INW05	1400	1449	152	2.8-3.8	3.0-3.4	
INW04	1530	1619	151	3.3-5.5	2.8-3.6	
INW05	1530	1619	150	4.1-5.7	2.8-3.2	
INW04	1630	1717	149	-0.7-1.9	3.0-3.3	
INW05	1630	1717	151	3.5-4.6	3.2-3.4	

Injection Log

Project Name: Hammond
Project Number:
Field Personnel: Ali Arzan w/ K4G

Date: 07/26/24
Weather: Clear
Activity: Air Sparge

Page 1 of 1

Location: HGWC-13 area

Start: Date 7/26 Time 1600

Finish: Date
Time

Well ID	Start Time (hr:mm)	Stop Time (hr:mm)	Volume Injected (~~gal~~)	Injection Pressure (psi)	Flowrate (~~GPM~~) SCFM	Notes
9803	1600	1830	—	<10	<1	

Injection Log

Project Name: Hammond
Project Number:
Field Personnel: Ali A Zain W.

Date: 8/28/24
Weather:
Activity: Air Sparge

Location: HGWC-13 area
Start: Date 8/28 Time
Finish: Date
Time

Well ID	Start Time (hr:mm)	Stop Time (hr:mm)	Volume Injected (gal)	Injection Pressure (psi)	Flowrate ~~(GPM)~~ SCFM	Notes
AS03	1140	1440	–	<10	<1	
AS04	1510	1610	–	<10	1.2	

Injection Log

Project Name: Hammond
Project Number:
Field Personnel: Ali A / Zain W

Date: 7/28/24
Weather:
Activity: Air Sparge

Page 1 of 1

Location: HGWC-13 area

Start: Date 7/28/24 Time

Finish: Date
Time

Well ID	Start Time (hr:mm)	Stop Time (hr:mm)	Volume Injected (gal)	Injection Pressure (psi)	Flowrate (~~GPM~~) SCFM	Notes
AS03	1020	1320	–	9	1.7	

Injection Log

Project Name: Hammond
Project Number:
Field Personnel: Ali A / Zain W

Date: 7/29/24
Weather:
Activity: Injection

Page ___ of ___

Location: HGWG13 area

Start: Date 7/29/24 Time _____

Finish: Date _____ Time _____

Well ID	Start Time (hr:mm)	Stop Time (hr:mm)	Volume Injected (gal)	Injection Pressure (psi)	Flowrate (GPM)	Notes
INW04	1100	1143	152	-2.2 - 3.5	3.3-3.6	
INW05	1100	1143	152	0.6 - 1.9	3.4-3.6	
INW04	1300	1342	151	-1.2 - 3.0	3.5	
INW05	1300	1342	151	0.9 - 1.9	3.4-3.6	
INW04	1540	1636	100	0.3 - 2.9	3.5	
INW05	1540	1636	198	0.4 - 1.5	3.2-3.5	

Injection Log

Project Name: Hammond
Project Number:
Field Personnel: Ali Al Zain W

Date: 7/30/24
Weather:
Activity: Sparge

Page 1 of 1

Location: HGWC-13 pilot area
Start: Date 7/30/24 Time
Finish: Date
Time

Well ID	Start Time (hr:mm)	Stop Time (hr:mm)	Volume Injected (gal)	Injection Pressure (psi)	Flowrate ~~(GPM)~~ SCFM	Notes
AS03	1230	1530		~8	1.8	

Injection Log

Project Name: Hammond
Project Number:
Field Personnel: Ali A, Zain W

Date: 7/31/24
Weather: Injection
Activity: Slurry

Page ___ of ___

Location: HGWC-13 pilot area
Start: Date_____ Time_____
Finish: Date_____ Time_____

Well ID	Start Time (hr:mm)	Stop Time (hr:mm)	Volume Injected (gal)	Injection Pressure (psi)	Flowrate (GPM)	Notes
INJ04	1100	1437	307	~0.9-0.0	~1.5	Potable water

Injectate Batch Preparation Log

Project Name: Plant Hammond
Project Number: SWL5815
Date: 7/10/24
Field Personnel: A. [illegible], J. [illegible]
Weather: Sunny, 90°F
Page 1 of

Batch #	Tank Fill: Start Time (hr:mm)	Tank Fill: End Time (hr:mm)	Tank Fill: Volume (gallons)	Injectate: Time (hr:mm)	Injectate: Amount (lb)	Geochemical Parameters: Time (hr:mm)	Temp (°C)	pH (SU)	Sp. Cond (S/cm²)	DO (mg/L)	ORP (mV)	Comments
Tank 1	1155		250				28.68	7.6	0.23	7.55	651.4	potable water
Tank 2	1155		250				27.61	7.7	0.23	7.68	667.6	
7/10/24 INW-04_1			300	900	1.25		27.40	7.47	0.24	7.87	495	7/10/24
7/10/24 INW-04_1						903	~~27.27~~	~~6.63~~	~~0.89~~	~~3.68~~	~~7.2~~	7/10/24 659 top of tank
						917	27.79	6.03	0.89	3.68	9.2	middle of tank
						959	27.39	5.35	0.71	1.95	59.7	50 gall injected
						1042	27.67	5.63	0.44	2.25	44.6	100 gall injected
						1126	27.67	6.90	0.25	6.54	77.7	150 gall injected
						1215	28.5	6.66	0.25	5.64	62.4	200 gall
			225			1230	27.67	6.90	0.25	6.54	77.7	250 gallons
INW-04_2	1254		~~325~~ 225 7/10/24	1700		1500	27.61	5.94	0.45	4.75	27	0 gallons
						1523	27.85	5.79	0.44	4.42	15.9	50 gallons
						1536	28.08	5.76	0.43	5.05	30.0	110 gal
						1552	28.30	5.44	0.42	6.23	28.0	170 gal
						1607	28.74	5.98	0.41	7.47	52.4	220 gal
						1821	29.20	5.37	0.41	7.63	88.0	270 gal
		1719				1840	—	—	—	—	—	325
INW-04_3	1655	~~1725~~ 7/10/24	300	1725	1.25	1729	27.89	7.89	0.24	7.93	68.2	in tank, not injecting
				~~1730~~		1730	27.97	6.08	0.49	5.18	46.9	begin injecting
						1745	28.24	5.84	0.47	3.65	23.2	50 gal
						1815	28.33	5.66	0.45	4.34	39.7	146 gal
						1845	29.2	5.40	0.09	7.50	91.7	242 gal
						1900	26.92	5.19	0.43	7.54	193.3	286 gal

potable water

40
70
70

Injectate Batch Preparation Log

Project Name: Plant Hammond Page 2 of ___
Project Number: GW6581G Field Personnel: A. Mckoon, J. Newsome
Date: 7/9/24 Weather: ___

Batch #	Tank Fill			Injectate		Geochemical Parameters						Comments
	Start Time (hr:mm)	End Time (hr:mm)	Volume (gallons)	Time (hr:mm)	Amount (lb)	Time (hr:mm)	Temp (°C)	pH (SU)	Sp. Cond (mS/cm³)	DO (mg/L)	ORP (mV)	
7/12/24 INW-04.04						1115	25.82	5.87	0.43	3.54	207.9	
						1130	26.01	5.78	0.42	3.40	217.8	switch to path feeder
						1145	26.32	5.76	0.41	3.77	217.0	
						1200	26.57	5.73	0.41	4.60	232.0	4.8 psi 3 gpm
						1215	26.85	5.70	0.40	4.01	277.0	
INW-04.05				1310	125	1310	25.44	7.82	0.199	—	43.6	mix
						1315	26.47	6.05	0.403	4.84	69.5	path feeder
						1330	26.63	5.97	0.403	3.98	58.7	
						1345	26.84	5.87	0.401	3.36	57.4	
						1400	27.15	5.72	0.423	2.84	64.6	
						1415	27.45	5.64	0.423	2.72	76.3	
						1445	28.20	5.56	0.418	5.00	114.5	
INW-04.06				1552	125	1552	29.35	~~8.09~~ 8.09	180.437	~~7.80~~ 7.99	~~437.4~~	
						1600	26.03	4.12	0.410	5.52	~~410.99~~	
						1630	26.53	5.85	0.438	3.32	114	
						1715	26.78	5.75	0.439	2.99	203	
						1725	27.89	5.5	0.437	4.17	141.6	

Injectate Batch Preparation Log

Project Name: Hammond
Project Number:
Date: 07.14.2024
Field Personnel: AA JM
Weather: Sunny
Page 1 of 2

Batch #	Tank Fill			Injectate		Geochemical Parameters						Comments
	Start Time (hr:mm)	End Time (hr:mm)	Volume (gallons)	Time (hr:mm)	Amount (lb)	Time (hr:mm)	Temp (°C)	pH (SU)	Sp. Cond (µs/cm³)	DO (mg/L)	ORP (mV)	
						915	26.66	7.96	0.2	7.82	335.9	Potable water
#1	920	1000	~~297~~ 294	920	1.25	920	26.74	6.02	0.47	5.15	-37.8	Start of Injection
						935	26.89	5.89	0.45	3.31	-16.7	
						950	27.14	5.75	0.44	4.71	8.5	191 INW04/ 153 INW05
						1010	25.55	7.52	0.20	7.87	239.5	Potable water
#2						1015	25.87	6.06	0.46	5.07	-32.4	Start of injection
	1015	1059	297	1015	1.25	1030	26.03	5.92	0.46	3.59	-17.4	
						1045	26.20	5.80	0.44	3.17	-7.5	
						1100	26.73	5.60	0.44	4.71	8.5	161 INW04/ 142 INW05
						1140	26.69	7.82	0.20	7.82	291.8	Potable water
#3						1145	26.69	6.06	0.43	5.2	-37.7	Start of injection
	1145	1236	305	1145	1.25	1200	26.85	5.94	0.43	3.68	-23.4	
						1215	27.70	5.73	0.44	2.9	-2.5	
						1230	27.36	5.71	0.44	2.61	-3.7	
												148 INW04 / 157 INW05
		1236				1240	25.66	0.205	7.86 → 7.54 (pH)		19.7	potable water
#4						1245	26.20	6.05	0.45	5.31	-37.0	start of injection
#4	1245			1245	1.25	1300	26.46	5.91	0.45	3.56	-20.2	
						1315	26.75	5.80	0.45	3.09	-10.2	
						1325	26.99	5.71	0.44	2.73	-0.6	
												156 INW04 / 144 INW05
		1336				1415	26.79	6.04	0.43	5.09	39.8	Start of injection
#5	1415		302	1415	1.25	1430	27.01	5.87	0.44	3.30	-19.1	
						1445	27.27	5.82	0.44	3.04	-12.5	
												151 INW04/ 151 INW05
		1503				1510	25.80	07.44	0.20	8.18	180.40	potable water
#6	1515											

Injectate Batch Preparation Log

Project Name: Hammond
Project Number:
Date: 7/14/2024
Field Personnel: AB JN
Weather: Sunny

Batch #	Tank Fill			Injectate		Geochemical Parameters						Comments
	Start Time (hr:mm)	End Time (hr:mm)	Volume (gallons)	Time (hr:mm)	Amount (lb)	Time (hr:mm)	Temp (°C)	pH (SU)	Sp. Cond (µs/cm³)	DO (mg/L)	ORP (mV)	
#6	1515	1604	302			1515	26.33	6.01	0.45	5.27	-34.4	Start of injection
						1530	26.44	5.87	0.44	3.58	-16.9	
						1545	26.56	5.81	0.44	3.41	-11.6	
												149 INW04 153 INW05
		1604										

Injectate Batch Preparation Log

Project Name: Hammond
Project Number:
Date: 7/22/2024
Field Personnel: Ali A / Zain W
Weather: clear
Page 1 of 2

Batch #	Tank Fill			Injectate		Geochemical Parameters						Comments
	Start Time (hr:mm)	End Time (hr:mm)	Volume (gallons)	Time (hr:mm)	Amount (lb)	Time (hr:mm)	Temp (°C)	pH (SU)	Sp. Cond (µs/cm³)	DO (mg/L)	ORP (mV)	
#1						1028						
↓	1030	1113	297		2.5	1038	29.67	8.02	226.90	696	153.7	Potable water
						1030	29.78	5.73	739.60	3.71	-2.3	Start of injection
						1045	29.86	5.39	733.46	2.36	40.2	
						1100	29.97	5.23	730.06	2.19	59.5	
		111				1110	30.05	5.13	675.02	2.13	75.4	
#2	1130	1214	296		2.5	1125	30.19	8.28	218.06	7.13	54.7	Potable water
↓						1130	30.23	5.68	725.98	3.49	4.0	Start of injection
						1145	30.33	5.37	720.95	2.22	37.7	"
						1200	30.47	5.22	716.19	2.27	56.1	
						1210	30.61	5.11	708.22	2.17	69.2	
#3	1300	1347	306		2.5	1255	25.78	7.91	196.22	7.77	147.3	Potable water
↓						1300	25.89	5.80	698.97	4.72	-0.5	Start of injection
						1315	26.08	5.64	693.69	2.88	18.3	
						1330	26.32	5.51	672.27	2.49	32.4	
						1345	26.65	5.41	665.84	2.37	41.7	
#4	1400	1444	306		2.5	1355	25.41	7.88	184.7	7.98	78.7	Potable water
↓						1400	25.50	5.77	690.56	4.78	1.5	Start of injection
						1415	25.76	5.60	665.23	3.13	19.1	
						1430	26.05	5.49	657.61	2.98	30.4	
						1440	26.23	5.40	653.13	2.87	43.5	
#5	1530	1622	300		2.5	1525	26.08	7.56	167.81	7.87	150.2	Potable water
↓						1530	26.11	5.78	653.93	5.12	2.4	Start of injection
						1538	26.16	5.64	652.04	3.13	17.8	
						1555	26.26	5.50	666.75	2.50	26.8	
						1600	26.36	5.49	664.77	2.62	28.6	

Injectate Batch Preparation Log

Project Name: Hammond
Project Number:
Date: 7/23/24

Page 2 of 2
Field Personnel:
Weather clear / rain throughout the day

Batch #	Tank Fill			Injectate		Geochemical Parameters						Comments
	Start Time (hr:mm)	End Time (hr:mm)	Volume (gallons)	Time (hr:mm)	Amount (lb)	Time (hr:mm)	Temp (°C)	pH (SU)	Sp. Cond (µs/cm³)	DO (mg/L)	ORP (mV)	
#5						1610	26.42	5.39	657.07	2.28	39.8	
↓						1615	26.63	5.43	660.37	4.71	36.1	

Injectate Batch Preparation Log

Project Name: Hammond
Project Number:
Date: 7/24/24
Field Personnel: Ali A Zach W
Weather: Cloudy
Page ___ of ___

Batch #	Tank Fill			Injectate		Geochemical Parameters						Comments
	Start Time (hr:mm)	End Time (hr:mm)	Volume (gallons)	Time (hr:mm)	Amount (lb)	Time (hr:mm)	Temp (°C)	pH (SU)	Sp. Cond (µs/cm³)	DO (mg/L)	ORP (mV)	
#1	1045	1131	297		2.5	1040	25.56	7.54	191.36	7.74	76.8	Potable water
						1045	25.59	5.80	1167.3	4.75	2.6	start of inj
						1100	25.68	5.62	688.62	3.02	29.4	
						1115	25.79	5.47	683.16	2.61	46.1	
#2	1145	1229	301		2.5	1140	24.83	7.79	183.52	7.84	59.6	Potable water
						1145	24.93	5.76	666.18	4.07	15.3	start of inj
						1200	25.05	5.66	681.63	3.31	21.9	
						1215	25.23	5.54	670.19	2.92	33.8	
						1230	25.41	5.43	664.79	2.70	42.5	
#3	1305	1349	302		2.5	1300	25.64	7.58	188.17	7.75	115.2	Potable water
						1305	25.57	5.77	671.97	4.97	3.8	start of inj
						1320	25.67	5.62	680.35	3.00	17.9	
						1335	25.81	5.51	673.26	2.77	30.2	
						1350	25.96	5.42	670.30	2.61	37.4	End of batch
#4	1400	1449	304		2.5	1355	24.84	7.61	188.16	7.79	29.7	Potable Water
						1400	24.90	5.76	702.07	4.86	3.0	start of inj
						1415	25.09	5.59	675.74	3.09	28.9	
						1430	25.32	5.50	668.79	2.82	29.9	
						1445	25.55	5.44	653.00	4.30	36.1	
#5	1530	1619	301		2.5	1525	25.18	7.41	187.05	7.64	139.0	Potable water
						1530	25.52	5.71	683.24	4.70	2.2	start of injection
						1545	25.59	5.61	680.56	3.22	13.2	
						1600	25.78	5.49	669.26	2.77	27.8	
						1615	26.00	5.41	662.64	3.89	40.4	
#6	1630	1717	300		2.5	1625	24.96	7.62	184.22	7.99	53.8	Potable water
						1630	25.03	5.73	686.93	5.11	1.6	start of inj

Injectate Batch Preparation Log

Project Name: Plant Hammond
Project Number:
Date: 7/24/24
Field Personnel: Ali A / Zain W
Weather: Cloudy

Batch #	Tank Fill			Injectate		Geochemical Parameters						Comments
	Start Time (hr:mm)	End Time (hr:mm)	Volume (gallons)	Time (hr:mm)	Amount (lb)	Time (hr:mm)	Temp (°C)	pH (SU)	Sp. Cond (µs/cm³)	DO (mg/L)	ORP (mV)	
						1640	25.06	5.61	668.78	3.56	17.2	
						1700	25.28	5.50	678.88	2.94	26.7	
						1710	25.41	5.41	674.17	2.73	37.0	

Injectate Batch Preparation Log

Project Name: Hammond
Project Number:
Date: 7/29/24
Page ___ of ___
Field Personnel: Ali Ai
Weather: Sunny

Batch #	Tank Fill			Injectate		Geochemical Parameters						Comments
	Start Time (hr:min)	End Time (hr:min)	Volume (gallons)	Time (hr:min)	Amount (lb)	Time (hr:min)	Temp (°C)	pH (SU)	Sp. Cond (µs/cm³)	DO (mg/L)	ORP (mV)	
#1	1100	1143	304		2.5	1055	25.34	7.84	187.22	7.65	79.4	Potable water
						1100	25.41	5.80	1015.4	5.70	0.1	Start of injection
						1115	25.54	5.67	682.13	3.24	14.9	
						1144	26.07	5.67	—	3.48	61.8	
#2	1300	1342	302		2.5	1255	25.82	7.90	187.10	7.70	198.8	potable water
						1300	25.90	5.81	683.35	4.87	1.3	start of injection
						1315	26.07	5.60	683.53	2.94	18.8	
						1330	26.19	5.51	675.99	3.27	30.0	
						1341	26.24	5.43	668.30	3.40	38.2	
#3	1540	1636	298		2.5	1530	26.16	7.95	187.06	7.68	199.2	Potable water
						1540	26.41	5.82	672.86	5.35	-5.1	Start of injection
						1610	26.87	5.45	688.30	2.66	31.9	
						1620	26.93	5.37	685.07	2.58	41.2	
						1630	27.20	5.31	688.53	4.21	51.9	
						1636	27.30	5.24	687.12	4.29	55.8	

Injectate Batch Preparation Log

Project Name: Hammond
Project Number:
Date: 7/31/24

Page ___ of ___
Field Personnel: ALCA / Bair W
Weather: Sunny

Batch #	Tank Fill			Injectate		Geochemical Parameters						Comments
	Start Time (hr:mm)	End Time (hr:mm)	Volume (gallons)	Time (hr:mm)	Amount (lb)	Time (hr:mm)	Temp (°C)	pH (SU)	Sp. Cond (µs/cm³)	DO (mg/L)	ORP (mV)	
AF 1	1100	1437			—	1100	28.4	7.90	188.49	7.35	138.8	potable water
						1115	28.59	7.86	188.41	7.36	178.2	↓
						1130	28.61	7.86	188.9	7.37	188.37	
						1145	28.66	7.89	188.40	7.39	193.9	
						1200	29.03	7.92	195.40	7.39	195.4	
						1250	29.36	7.92	201.2	7.92	201.0	
						1400	30.52	7.89	~~208.89~~	7.37	205.0	sp. cond. 190.39

APPENDIX D

Screening-Level Groundwater Analytical Data

eurofins | Environment Testing

ANALYTICAL REPORT

PREPARED FOR

Attn: Kip Gray
Geosyntec Consultants Inc
1255 Roberts Blvd. NW
Suite 200
Kennesaw, Georgia 30144

Generated 7/15/2024 7:01:03 PM

JOB DESCRIPTION

Plant Hammond

JOB NUMBER

705-1392-1

Eurofins Atlanta
3080 Presidential Dr
Atlanta GA 30340

See page two for job notes and contact information.

my EOL

Eurofins Atlanta

Job Notes

The test results in this report relate only to the samples as received by the laboratory and will meet all requirements of the methodology, with any exceptions noted. This report shall not be reproduced except in full, without the express written approval of the laboratory. All questions should be directed to the Eurofins Environment Testing Southeast, LLC Project Manager.

Authorization

Generated
7/15/2024 7:01:03 PM

Authorized for release by
David Fuller, Project Manager
David.Fuller@et.eurofinsus.com
(770)344-8986

Table of Contents

Definitions/Glossary

Client: Geosyntec Consultants Inc
Project/Site: Plant Hammond

Job ID: 705-1392-1

Qualifiers

Metals

Qualifier	Qualifier Description
4	MS, MSD: The analyte present in the original sample is greater than 4 times the matrix spike concentration; therefore, control limits are not applicable.
F1	MS and/or MSD recovery exceeds control limits.

Glossary

Abbreviation	These commonly used abbreviations may or may not be present in this report.
¤	Listed under the "D" column to designate that the result is reported on a dry weight basis
%R	Percent Recovery
CFL	Contains Free Liquid
CFU	Colony Forming Unit
CNF	Contains No Free Liquid
DER	Duplicate Error Ratio (normalized absolute difference)
Dil Fac	Dilution Factor
DL	Detection Limit (DoD/DOE)
DL, RA, RE, IN	Indicates a Dilution, Re-analysis, Re-extraction, or additional Initial metals/anion analysis of the sample
DLC	Decision Level Concentration (Radiochemistry)
EDL	Estimated Detection Limit (Dioxin)
LOD	Limit of Detection (DoD/DOE)
LOQ	Limit of Quantitation (DoD/DOE)
MCL	EPA recommended "Maximum Contaminant Level"
MDA	Minimum Detectable Activity (Radiochemistry)
MDC	Minimum Detectable Concentration (Radiochemistry)
MDL	Method Detection Limit
ML	Minimum Level (Dioxin)
MPN	Most Probable Number
MQL	Method Quantitation Limit
NC	Not Calculated
ND	Not Detected at the reporting limit (or MDL or EDL if shown)
NEG	Negative / Absent
POS	Positive / Present
PQL	Practical Quantitation Limit
PRES	Presumptive
QC	Quality Control
RER	Relative Error Ratio (Radiochemistry)
RL	Reporting Limit or Requested Limit (Radiochemistry)
RPD	Relative Percent Difference, a measure of the relative difference between two points
TEF	Toxicity Equivalent Factor (Dioxin)
TEQ	Toxicity Equivalent Quotient (Dioxin)
TNTC	Too Numerous To Count

Eurofins Atlanta
3080 Presidential Dr
Atlanta, GA 30340
Phone (770) 457-8177

Chain of Custody Record

eurofins | Environment Testing

Client Information	Sampler: Jamie Newsome	Lab PM: David Fuller / Phone 770-344-8986	Carrier Tracking No(s):	COC No:
Client Contact: Kip Gray	Phone: 470-496-3392	E-Mail: David.Fuller@et.eurofinsus.com	State of Origin: GA	Page: Page 1 of 1
Company: Geosyntec Consultants Inc	PWSID:			Job #:
Address: 1255 Roberts Blvd, NW Suite 200	Due Date Requested:			Preservation Codes: D - HNO3
City: Kennesaw	TAT Requested (days): RUSH / 1 Day TAT			
State, Zip: GA, 30144	Compliance Project: Δ Yes Δ No			
Phone:	Lab Project #: 70500911 (DO NOT REMOVE)			
Email: Kip.Gray@Geosyntec.com	PO #:			
Project Name: Plant Hammond	Project #:			
Task Code: Task Code#:	SSOW#:			Other:

Analysis Requested

Sample Identification	Sample Date	Sample Time	Sample Type (C=comp, G=grab)	Matrix (W=water, S=solid, O=waste/oil, BT=Tissue, A=Air)	6010D - Total Boron	6020B - Total Arsenic and Iron	6020B - Total Iron and Molybdenum	6010D - Dissolved Boron - Field Filtered (FF)	6020B - Dissolved Arsenic and Iron (FF)	6020B - Dissolved Iron and Molybdenum (FF)	Special Instructions/Note:
				Preservation Code:	D	D	D	D	D	D	
PT-07-0710-FIL	7/10/24	1940	G	W	X			X	X	X	
PT-07-0710-UNF	7/10/24	1940	G	W		X	X	X			
PT-08-0710-FIL	7/10/24	2100	G	W	X			X	X	X	
PT-08-0710-UNF	7/10/24	2100	G	W		X	X	X			
PT-13-0710-FIL	7/10/24	2012	G	W				X	X	X	
PT-13-0710-UNF	7/10/24	2012	G	W		X	X	X			

'05 1392 COC

Possible Hazard Identification
☐ Non-Hazard ☐ Flammable ☐ Skin Irritant ☐ Poison B ☐ Unknown ☐ Radiological

Sample Disposal (A fee may be assessed if samples are retained longer than 1 month)
☐ Return To Client ☐ Disposal By Lab ☐ Archive For _____ Months

Deliverable Requested: I, II, III, IV, Other (specify)

Special Instructions/QC Requirements

Empty Kit Relinquished by	Date	Time	Method of Shipment: Courier

Relinquished by	Date/Time	Company	Received by	Date/Time	Company
Jamie Newsome	7/10/24 700	Geosyntec	[signature]	7-11-24 7:00	
[signature]	7-11-24 7:05		Anna Neal	7-11-24 905	eurofins

Custody Seals Intact: Δ Yes Δ No	Custody Seal No	Cooler Temperature(s) °C and Other Remarks: #2665 5.0°C

Ver: 04/02/2024 7/15/2024

Job Narrative
705-1392-1

Analytical test results meet all requirements of the associated regulatory program listed on the Accreditation/Certification Summary Page unless otherwise noted under the individual analysis. Data qualifiers are applied to indicate exceptions. Noncompliant quality control (QC) is further explained in narrative comments.

- Matrix QC may not be reported if insufficient sample or site-specific QC samples were not submitted. In these situations, to demonstrate precision and accuracy at a batch level, a LCS/LCSD may be performed, unless otherwise specified in the method.
- Surrogate and/or isotope dilution analyte recoveries (if applicable) which are outside of the QC window are confirmed unless attributed to a dilution or otherwise noted in the narrative.

Receipt
The samples were received on 7/11/2024 9:05 AM. Unless otherwise noted below, the samples arrived in good condition, and, where required, properly preserved and on ice. The temperature of the cooler at receipt time was 5.0°C.

Receipt Exceptions
Per client, Arsenic & Iron are the only 6020B metals to be reported with these samples.

Limited sample volume was received for the following samples: PT-07-0710-FIL (705-1392-1), PT-08-0710-FIL (705-1392-3) and PT-13-0710-FIL (705-1392-5).

Metals
Method 6020B - Total Recoverable: The matrix spike / matrix spike duplicate (MS/MSD) recoveries for preparation batch 705-3002 and analytical batch 705-3132 were outside control limits. Sample matrix interference is suspected because the associated laboratory control sample (LCS) recovery was within acceptance limits.

No additional analytical or quality issues were noted, other than those described above or in the Definitions/ Glossary page.

Client Sample Results

Client: Geosyntec Consultants Inc
Project/Site: Plant Hammond

Job ID: 705-1392-1

Client Sample ID: PT-07-0710-FIL

Lab Sample ID: 705-1392-1

Date Collected: 07/10/24 19:40

Matrix: Water

Date Received: 07/11/24 09:05

Method: SW846 6010D - Metals (ICP) - Dissolved

Analyte	Result	Qualifier	RL	MDL	Unit	D	Prepared	Analyzed	Dil Fac
Boron, Dissolved	0.49		0.040	0.026	mg/L			07/11/24 17:24	1

Method: SW846 6020B - Metals (ICP/MS) - Dissolved

Analyte	Result	Qualifier	RL	MDL	Unit	D	Prepared	Analyzed	Dil Fac
Arsenic, Dissolved	0.23		0.0050	0.0013	mg/L			07/12/24 11:39	1
Iron, Dissolved	14		0.040	0.018	mg/L			07/12/24 11:39	1

Client Sample Results

Client: Geosyntec Consultants Inc
Project/Site: Plant Hammond

Job ID: 705-1392-1

Client Sample ID: PT-07-0710-UNF

Lab Sample ID: 705-1392-2

Date Collected: 07/10/24 19:40

Matrix: Water

Date Received: 07/11/24 09:05

Method: SW846 6010D - Metals (ICP)

Analyte	Result	Qualifier	RL	MDL	Unit	D	Prepared	Analyzed	Dil Fac
Boron	0.54		0.040	0.026	mg/L		07/11/24 12:55	07/11/24 20:13	1

Method: SW846 6020B - Metals (ICP/MS) - Total Recoverable

Analyte	Result	Qualifier	RL	MDL	Unit	D	Prepared	Analyzed	Dil Fac
Arsenic	0.32		0.0050	0.0013	mg/L		07/11/24 13:12	07/11/24 19:44	1
Iron	41		0.20	0.089	mg/L		07/11/24 13:12	07/12/24 15:36	5

Client Sample Results

Client: Geosyntec Consultants Inc
Project/Site: Plant Hammond

Job ID: 705-1392-1

Client Sample ID: PT-08-0710-FIL

Lab Sample ID: 705-1392-3

Date Collected: 07/10/24 21:00

Matrix: Water

Date Received: 07/11/24 09:05

Method: SW846 6010D - Metals (ICP) - Dissolved

Analyte	Result	Qualifier	RL	MDL	Unit	D	Prepared	Analyzed	Dil Fac
Boron, Dissolved	0.69		0.040	0.026	mg/L			07/11/24 17:27	1

Method: SW846 6020B - Metals (ICP/MS) - Dissolved

Analyte	Result	Qualifier	RL	MDL	Unit	D	Prepared	Analyzed	Dil Fac
Arsenic, Dissolved	0.26		0.0050	0.0013	mg/L			07/12/24 11:41	1
Iron, Dissolved	9.1		0.040	0.018	mg/L			07/12/24 11:41	1

Client Sample Results

Client: Geosyntec Consultants Inc
Project/Site: Plant Hammond

Job ID: 705-1392-1

Client Sample ID: PT-08-0710-UNF

Lab Sample ID: 705-1392-4

Date Collected: 07/10/24 21:00

Matrix: Water

Date Received: 07/11/24 09:05

Method: SW846 6010D - Metals (ICP)

Analyte	Result	Qualifier	RL	MDL	Unit	D	Prepared	Analyzed	Dil Fac
Boron	0.74		0.040	0.026	mg/L		07/11/24 12:55	07/11/24 20:17	1

Method: SW846 6020B - Metals (ICP/MS) - Total Recoverable

Analyte	Result	Qualifier	RL	MDL	Unit	D	Prepared	Analyzed	Dil Fac
Arsenic	0.33	F1	0.0050	0.0013	mg/L		07/11/24 13:12	07/11/24 19:25	1
Iron	22		0.20	0.089	mg/L		07/11/24 13:12	07/12/24 15:24	5

Client Sample Results

Client: Geosyntec Consultants Inc
Project/Site: Plant Hammond

Job ID: 705-1392-1

Client Sample ID: PT-13-0710-FIL

Lab Sample ID: 705-1392-5

Date Collected: 07/10/24 20:12

Matrix: Water

Date Received: 07/11/24 09:05

Method: SW846 6010D - Metals (ICP) - Dissolved

Analyte	Result	Qualifier	RL	MDL	Unit	D	Prepared	Analyzed	Dil Fac
Boron, Dissolved	0.56		0.040	0.026	mg/L			07/11/24 17:30	1

Method: SW846 6020B - Metals (ICP/MS) - Dissolved

Analyte	Result	Qualifier	RL	MDL	Unit	D	Prepared	Analyzed	Dil Fac
Arsenic, Dissolved	0.23		0.0050	0.0013	mg/L			07/12/24 11:44	1
Iron, Dissolved	11		0.040	0.018	mg/L			07/12/24 11:44	1

Client Sample Results

Client: Geosyntec Consultants Inc
Project/Site: Plant Hammond

Job ID: 705-1392-1

Client Sample ID: PT-13-0710-UNF

Lab Sample ID: 705-1392-6

Date Collected: 07/10/24 20:12
Date Received: 07/11/24 09:05

Matrix: Water

Method: SW846 6010D - Metals (ICP)

Analyte	Result	Qualifier	RL	MDL	Unit	D	Prepared	Analyzed	Dil Fac
Boron	0.56		0.040	0.026	mg/L		07/11/24 12:55	07/11/24 20:20	1

Method: SW846 6020B - Metals (ICP/MS) - Total Recoverable

Analyte	Result	Qualifier	RL	MDL	Unit	D	Prepared	Analyzed	Dil Fac
Arsenic	0.29		0.0050	0.0013	mg/L		07/11/24 13:12	07/11/24 19:48	1
Iron	80		20	8.9	mg/L		07/11/24 13:12	07/12/24 11:26	500

QC Sample Results

Client: Geosyntec Consultants Inc
Project/Site: Plant Hammond

Job ID: 705-1392-1

Method: 6010D - Metals (ICP)

Lab Sample ID: MB 705-2944/1-A — **Client Sample ID: Method Blank**
Matrix: Water — **Prep Type: Total/NA**
Analysis Batch: 3123 — **Prep Batch: 2944**

Analyte	MB Result	MB Qualifier	RL	MDL	Unit	D	Prepared	Analyzed	Dil Fac
Boron	ND		0.040	0.026	mg/L		07/11/24 09:22	07/11/24 19:27	1

Lab Sample ID: LCS 705-2944/2-A — **Client Sample ID: Lab Control Sample**
Matrix: Water — **Prep Type: Total/NA**
Analysis Batch: 3123 — **Prep Batch: 2944**

Analyte	Spike Added	LCS Result	LCS Qualifier	Unit	D	%Rec	%Rec Limits
Boron	1.00	1.03		mg/L		103	80 - 120

Lab Sample ID: 705-1262-F-3-B MS — **Client Sample ID: Matrix Spike**
Matrix: Water — **Prep Type: Total/NA**
Analysis Batch: 3123 — **Prep Batch: 2944**

Analyte	Sample Result	Sample Qualifier	Spike Added	MS Result	MS Qualifier	Unit	D	%Rec	%Rec Limits
Boron	ND		1.00	1.05		mg/L		105	75 - 125

Lab Sample ID: 705-1262-F-3-C MSD — **Client Sample ID: Matrix Spike Duplicate**
Matrix: Water — **Prep Type: Total/NA**
Analysis Batch: 3123 — **Prep Batch: 2944**

Analyte	Sample Result	Sample Qualifier	Spike Added	MSD Result	MSD Qualifier	Unit	D	%Rec	%Rec Limits	RPD	RPD Limit
Boron	ND		1.00	1.06		mg/L		106	75 - 125	1	20

Lab Sample ID: MB 705-3013/1-A — **Client Sample ID: Method Blank**
Matrix: Water — **Prep Type: Dissolved**
Analysis Batch: 3163

Analyte	MB Result	MB Qualifier	RL	MDL	Unit	D	Prepared	Analyzed	Dil Fac
Boron, Dissolved	ND		0.040	0.026	mg/L			07/11/24 17:10	1

Lab Sample ID: LCS 705-3013/2-A — **Client Sample ID: Lab Control Sample**
Matrix: Water — **Prep Type: Dissolved**
Analysis Batch: 3163

Analyte	Spike Added	LCS Result	LCS Qualifier	Unit	D	%Rec	%Rec Limits
Boron, Dissolved	1.00	0.979		mg/L		98	80 - 120

Lab Sample ID: LCSD 705-3013/6-A — **Client Sample ID: Lab Control Sample Dup**
Matrix: Water — **Prep Type: Dissolved**
Analysis Batch: 3163

Analyte	Spike Added	LCSD Result	LCSD Qualifier	Unit	D	%Rec	%Rec Limits	RPD	RPD Limit
Boron, Dissolved	1.00	0.973		mg/L		97	80 - 120	1	20

QC Sample Results

Client: Geosyntec Consultants Inc
Project/Site: Plant Hammond

Job ID: 705-1392-1

Method: 6020B - Metals (ICP/MS)

Lab Sample ID: MB 705-3002/1-A
Matrix: Water
Analysis Batch: 3132

Client Sample ID: Method Blank
Prep Type: Total Recoverable
Prep Batch: 3002

Analyte	MB Result	MB Qualifier	RL	MDL	Unit	D	Prepared	Analyzed	Dil Fac
Arsenic	ND		0.0050	0.0013	mg/L		07/11/24 13:12	07/11/24 19:17	1
Iron	ND		0.040	0.018	mg/L		07/11/24 13:12	07/11/24 19:17	1

Lab Sample ID: LCS 705-3002/2-A
Matrix: Water
Analysis Batch: 3132

Client Sample ID: Lab Control Sample
Prep Type: Total Recoverable
Prep Batch: 3002

Analyte	Spike Added	LCS Result	LCS Qualifier	Unit	D	%Rec	%Rec Limits
Arsenic	0.100	0.0932		mg/L		93	80 - 120
Iron	1.00	1.02		mg/L		102	80 - 120

Lab Sample ID: 705-1392-4 MS
Matrix: Water
Analysis Batch: 3132

Client Sample ID: PT-08-0710-UNF
Prep Type: Total Recoverable
Prep Batch: 3002

Analyte	Sample Result	Sample Qualifier	Spike Added	MS Result	MS Qualifier	Unit	D	%Rec	%Rec Limits
Arsenic	0.33	F1	0.100	0.405		mg/L		71	75 - 125

Lab Sample ID: 705-1392-4 MS
Matrix: Water
Analysis Batch: 3279

Client Sample ID: PT-08-0710-UNF
Prep Type: Total Recoverable
Prep Batch: 3002

Analyte	Sample Result	Sample Qualifier	Spike Added	MS Result	MS Qualifier	Unit	D	%Rec	%Rec Limits
Iron	22		1.00	22.8	4	mg/L		66	75 - 125

Lab Sample ID: 705-1392-4 MSD
Matrix: Water
Analysis Batch: 3132

Client Sample ID: PT-08-0710-UNF
Prep Type: Total Recoverable
Prep Batch: 3002

Analyte	Sample Result	Sample Qualifier	Spike Added	MSD Result	MSD Qualifier	Unit	D	%Rec	%Rec Limits	RPD	RPD Limit
Arsenic	0.33	F1	0.100	0.419		mg/L		85	75 - 125	3	20

Lab Sample ID: 705-1392-4 MSD
Matrix: Water
Analysis Batch: 3279

Client Sample ID: PT-08-0710-UNF
Prep Type: Total Recoverable
Prep Batch: 3002

Analyte	Sample Result	Sample Qualifier	Spike Added	MSD Result	MSD Qualifier	Unit	D	%Rec	%Rec Limits	RPD	RPD Limit
Iron	22		1.00	24.5	4	mg/L		236	75 - 125	7	20

Lab Sample ID: MB 705-3021/1-A
Matrix: Water
Analysis Batch: 3175

Client Sample ID: Method Blank
Prep Type: Dissolved

Analyte	MB Result	MB Qualifier	RL	MDL	Unit	D	Prepared	Analyzed	Dil Fac
Arsenic, Dissolved	ND		0.0050	0.0013	mg/L			07/12/24 11:31	1
Iron, Dissolved	ND		0.040	0.018	mg/L			07/12/24 11:31	1

Method: 6020B - Metals (ICP/MS) (Continued)

Lab Sample ID: LCS 705-3021/2-A
Matrix: Water
Analysis Batch: 3175

Client Sample ID: Lab Control Sample
Prep Type: Dissolved

Analyte			Spike Added	LCS Result	LCS Qualifier	Unit	D	%Rec	%Rec Limits		
Arsenic, Dissolved			0.100	0.0933		mg/L		93	80 - 120		
Iron, Dissolved			1.00	0.868		mg/L		87	80 - 120		

Lab Sample ID: LCSD 705-3021/3-A
Matrix: Water
Analysis Batch: 3175

Client Sample ID: Lab Control Sample Dup
Prep Type: Dissolved

Analyte			Spike Added	LCSD Result	LCSD Qualifier	Unit	D	%Rec	%Rec Limits	RPD	RPD Limit
Arsenic, Dissolved			0.100	0.0894		mg/L		89	80 - 120	4	20
Iron, Dissolved			1.00	0.829		mg/L		83	80 - 120	5	20

Lab Chronicle

Client: Geosyntec Consultants Inc
Project/Site: Plant Hammond

Job ID: 705-1392-1

Client Sample ID: PT-07-0710-FIL

Lab Sample ID: 705-1392-1
Matrix: Water

Date Collected: 07/10/24 19:40
Date Received: 07/11/24 09:05

Prep Type	Batch Type	Batch Method	Run	Dilution Factor	Batch Number	Analyst	Lab	Prepared or Analyzed
Dissolved	Analysis	6010D		1	3163	DAB	EET ATL	07/11/24 17:24
Dissolved	Analysis	6020B		1	3175	AD	EET ATL	07/12/24 11:39

Client Sample ID: PT-07-0710-UNF

Lab Sample ID: 705-1392-2
Matrix: Water

Date Collected: 07/10/24 19:40
Date Received: 07/11/24 09:05

Prep Type	Batch Type	Batch Method	Run	Dilution Factor	Batch Number	Analyst	Lab	Prepared or Analyzed
Total/NA	Prep	3010A			2944	SA	EET ATL	07/11/24 12:55
Total/NA	Analysis	6010D		1	3123	DS	EET ATL	07/11/24 20:13
Total Recoverable	Prep	3005A			3002	BL	EET ATL	07/11/24 13:12
Total Recoverable	Analysis	6020B		5	3279	AD	EET ATL	07/12/24 15:36
Total Recoverable	Prep	3005A			3002	BL	EET ATL	07/11/24 13:12
Total Recoverable	Analysis	6020B		1	3132	IF	EET ATL	07/11/24 19:44

Client Sample ID: PT-08-0710-FIL

Lab Sample ID: 705-1392-3
Matrix: Water

Date Collected: 07/10/24 21:00
Date Received: 07/11/24 09:05

Prep Type	Batch Type	Batch Method	Run	Dilution Factor	Batch Number	Analyst	Lab	Prepared or Analyzed
Dissolved	Analysis	6010D		1	3163	DAB	EET ATL	07/11/24 17:27
Dissolved	Analysis	6020B		1	3175	AD	EET ATL	07/12/24 11:41

Client Sample ID: PT-08-0710-UNF

Lab Sample ID: 705-1392-4
Matrix: Water

Date Collected: 07/10/24 21:00
Date Received: 07/11/24 09:05

Prep Type	Batch Type	Batch Method	Run	Dilution Factor	Batch Number	Analyst	Lab	Prepared or Analyzed
Total/NA	Prep	3010A			2944	SA	EET ATL	07/11/24 12:55
Total/NA	Analysis	6010D		1	3123	DS	EET ATL	07/11/24 20:17
Total Recoverable	Prep	3005A			3002	BL	EET ATL	07/11/24 13:12
Total Recoverable	Analysis	6020B		5	3279	AD	EET ATL	07/12/24 15:24
Total Recoverable	Prep	3005A			3002	BL	EET ATL	07/11/24 13:12
Total Recoverable	Analysis	6020B		1	3132	IF	EET ATL	07/11/24 19:25

Client Sample ID: PT-13-0710-FIL

Lab Sample ID: 705-1392-5
Matrix: Water

Date Collected: 07/10/24 20:12
Date Received: 07/11/24 09:05

Prep Type	Batch Type	Batch Method	Run	Dilution Factor	Batch Number	Analyst	Lab	Prepared or Analyzed
Dissolved	Analysis	6010D		1	3163	DAB	EET ATL	07/11/24 17:30
Dissolved	Analysis	6020B		1	3175	AD	EET ATL	07/12/24 11:44

Lab Chronicle

Client: Geosyntec Consultants Inc
Project/Site: Plant Hammond

Job ID: 705-1392-1

Client Sample ID: PT-13-0710-UNF

Date Collected: 07/10/24 20:12
Date Received: 07/11/24 09:05

Lab Sample ID: 705-1392-6

Matrix: Water

Prep Type	Batch Type	Batch Method	Run	Dilution Factor	Batch Number	Analyst	Lab	Prepared or Analyzed
Total/NA	Prep	3010A			2944	SA	EET ATL	07/11/24 12:55
Total/NA	Analysis	6010D		1	3123	DS	EET ATL	07/11/24 20:20
Total Recoverable	Prep	3005A			3002	BL	EET ATL	07/11/24 13:12
Total Recoverable	Analysis	6020B		500	3175	AD	EET ATL	07/12/24 11:26
Total Recoverable	Prep	3005A			3002	BL	EET ATL	07/11/24 13:12
Total Recoverable	Analysis	6020B		1	3132	IF	EET ATL	07/11/24 19:48

Laboratory References:

EET ATL = Eurofins Atlanta, 3080 Presidential Dr, Atlanta, GA 30340, TEL (770)457-8177

Accreditation/Certification Summary

Client: Geosyntec Consultants Inc
Project/Site: Plant Hammond

Job ID: 705-1392-1

Laboratory: Eurofins Atlanta

The accreditations/certifications listed below are applicable to this report.

Authority	Program	Identification Number	Expiration Date
Florida	NELAP	E87582	06-30-25

Method Summary

Client: Geosyntec Consultants Inc
Project/Site: Plant Hammond

Job ID: 705-1392-1

Method	Method Description	Protocol	Laboratory
6010D	Metals (ICP)	SW846	EET ATL
6020B	Metals (ICP/MS)	SW846	EET ATL
3005A	Preparation, Total Recoverable or Dissolved Metals	SW846	EET ATL
3010A	Preparation, Total Metals	SW846	EET ATL

Protocol References:

SW846 = "Test Methods For Evaluating Solid Waste, Physical/Chemical Methods", Third Edition, November 1986 And Its Updates.

Laboratory References:

EET ATL = Eurofins Atlanta, 3080 Presidential Dr, Atlanta, GA 30340, TEL (770)457-8177

Sample Summary

Client: Geosyntec Consultants Inc
Project/Site: Plant Hammond

Job ID: 705-1392-1

Lab Sample ID	Client Sample ID	Matrix	Collected	Received
705-1392-1	PT-07-0710-FIL	Water	07/10/24 19:40	07/11/24 09:05
705-1392-2	PT-07-0710-UNF	Water	07/10/24 19:40	07/11/24 09:05
705-1392-3	PT-08-0710-FIL	Water	07/10/24 21:00	07/11/24 09:05
705-1392-4	PT-08-0710-UNF	Water	07/10/24 21:00	07/11/24 09:05
705-1392-5	PT-13-0710-FIL	Water	07/10/24 20:12	07/11/24 09:05
705-1392-6	PT-13-0710-UNF	Water	07/10/24 20:12	07/11/24 09:05

Login Sample Receipt Checklist

Client: Geosyntec Consultants Inc

Job Number: 705-1392-1

Login Number: 1392

List Source: Eurofins Atlanta

List Number: 1

Creator: Pomuti, Carmen

Question	Answer	Comment
Radioactivity wasn't checked or is </= background as measured by a survey meter.	N/A	
The cooler's custody seal, if present, is intact.	N/A	
Sample custody seals, if present, are intact.	N/A	
The cooler or samples do not appear to have been compromised or tampered with.	True	
Samples were received on ice.	True	
Cooler Temperature is acceptable.	True	
Cooler Temperature is recorded.	True	
COC is present.	True	
COC is filled out in ink and legible.	True	
COC is filled out with all pertinent information.	True	
Is the Field Sampler's name present on COC?	True	
There are no discrepancies between the containers received and the COC.	True	
Samples are received within Holding Time (excluding tests with immediate HTs)	True	
Sample containers have legible labels.	True	
Containers are not broken or leaking.	True	
Sample collection date/times are provided.	True	
Appropriate sample containers are used.	True	
Sample bottles are completely filled.	False	Limited volume received.
Sample Preservation Verified.	True	
There is sufficient vol. for all requested analyses, incl. any requested MS/MSDs	True	
Containers requiring zero headspace have no headspace or bubble is <6mm (1/4").	True	
Multiphasic samples are not present.	True	
Samples do not require splitting or compositing.	True	
Residual Chlorine Checked.	N/A	

END OF REPORT

eurofins | Environment Testing

ANALYTICAL REPORT

PREPARED FOR

Attn: Kip Gray
Geosyntec Consultants Inc
1255 Roberts Blvd. NW
Suite 200
Kennesaw, Georgia 30144

Generated 7/12/2024 6:18:03 PM

JOB DESCRIPTION

Plant Hammond

JOB NUMBER

705-1526-1

Eurofins Atlanta
3080 Presidential Dr
Atlanta GA 30340

See page two for job notes and contact information.

my EOL

Eurofins Atlanta

Job Notes

The test results in this report relate only to the samples as received by the laboratory and will meet all requirements of the methodology, with any exceptions noted. This report shall not be reproduced except in full, without the express written approval of the laboratory. All questions should be directed to the Eurofins Environment Testing Southeast, LLC Project Manager.

Authorization

Generated
7/12/2024 6:18:03 PM

Authorized for release by
David Fuller, Project Manager
David.Fuller@et.eurofinsus.com
(770)344-8986

Table of Contents

Definitions/Glossary

Client: Geosyntec Consultants Inc
Project/Site: Plant Hammond

Job ID: 705-1526-1

Qualifiers

Metals

Qualifier	Qualifier Description
J	Result is less than the RL but greater than or equal to the MDL and the concentration is an approximate value.

Glossary

Abbreviation	These commonly used abbreviations may or may not be present in this report.
¤	Listed under the "D" column to designate that the result is reported on a dry weight basis
%R	Percent Recovery
CFL	Contains Free Liquid
CFU	Colony Forming Unit
CNF	Contains No Free Liquid
DER	Duplicate Error Ratio (normalized absolute difference)
Dil Fac	Dilution Factor
DL	Detection Limit (DoD/DOE)
DL, RA, RE, IN	Indicates a Dilution, Re-analysis, Re-extraction, or additional Initial metals/anion analysis of the sample
DLC	Decision Level Concentration (Radiochemistry)
EDL	Estimated Detection Limit (Dioxin)
LOD	Limit of Detection (DoD/DOE)
LOQ	Limit of Quantitation (DoD/DOE)
MCL	EPA recommended "Maximum Contaminant Level"
MDA	Minimum Detectable Activity (Radiochemistry)
MDC	Minimum Detectable Concentration (Radiochemistry)
MDL	Method Detection Limit
ML	Minimum Level (Dioxin)
MPN	Most Probable Number
MQL	Method Quantitation Limit
NC	Not Calculated
ND	Not Detected at the reporting limit (or MDL or EDL if shown)
NEG	Negative / Absent
POS	Positive / Present
PQL	Practical Quantitation Limit
PRES	Presumptive
QC	Quality Control
RER	Relative Error Ratio (Radiochemistry)
RL	Reporting Limit or Requested Limit (Radiochemistry)
RPD	Relative Percent Difference, a measure of the relative difference between two points
TEF	Toxicity Equivalent Factor (Dioxin)
TEQ	Toxicity Equivalent Quotient (Dioxin)
TNTC	Too Numerous To Count

Eurofins Atlanta
3080 Presidential Dr
Atlanta, GA 30340
Phone (770) 457-8177

Chain of Custody Record

eurofins | Environment Testing

Client Information	Sampler: Jamie Newsome	Lab PM: David Fuller / Phone 770-344-8986	Carrier Tracking No(s):	COC No.
Client Contact: Kip Gray	Phone:	E-Mail: David.Fuller@et.eurofinsus.com	State of Origin: GA	Page: Page 1 of 1
Company: Geosyntec Consultants Inc	PWSID:			Job #:
Address: 1255 Roberts Blvd, NW Suite 200	Due Date Requested:			Preservation Codes: D - HNO3
City: Kennesaw	TAT Requested (days): Same day RUSH / ~~1 Day TAT~~			
State, Zip: GA, 30144	Compliance Project: Δ Yes Δ No			
Phone:	Lab Project #: 70500911 (DO NOT REMOVE)			
Email: Kip.Gray@Geosyntec.com	PO #:			
Project Name: Plant Hammond	Project #:			
Task Code: Task Code#:	SSOW#:			Other:

Analysis Requested

Sample Identification	Sample Date	Sample Time	Sample Type (C=comp, G=grab)	Matrix (W=water, S=solid, O=waste/oil, BT=Tissue, A=Air)	6010D - Total Boron	6020B - Total Arsenic and Iron	6020B - Total Iron and Molybdenum	6010D - Dissolved Boron - Field Filtered (FF)	6020B - Dissolved Arsenic and Iron (FF)	6020B - Dissolved Iron and Molybdenum (FF)	Special Instructions/Note:
Sample Identification - Client Self Code											
PT-9-07-11-FIL	7/11/24	1800	G	W	X			X		X	
PT-9-07-11-UNF	7/11/24	1800	G	W		X	X				
PT-10-07-11-FIL	7/11/24	1800	G	W	X			X		X	
PT-10-07-11-UNF	7/11-24	1800	G	W		X	X				
PT-11-07-11-FIL	7/11/24	2000	G	W	X			X		X	
PT-11-07-11-UNF	7/11/24	2000	G	W		X	X				70[illegible]5 1526 COC
PT-12-07-11-FIL	7/11/24	2000	G	W	X			X		X	
PT-12-07-11-UNF	7/11/24	2000	G	W		X	X				

Possible Hazard Identification
☐ Non-Hazard ☐ Flammable ☐ Skin Irritant ☐ Poison B ☐ Unknown ☐ Radiological

Sample Disposal (A fee may be assessed if samples are retained longer than 1 month)
☐ Return To Client ☐ Disposal By Lab ☐ Archive For _____ Months

Deliverable Requested: I, II, III, IV, Other (specify)

Special Instructions/QC Requirements

Empty Kit Relinquished by	Date	Time	Method of Shipment

Relinquished by	Date/Time	Company	Received by	Date/Time	Company
Jamie Newsome	7/12/24 1700	Geosyntec	[illegible]	7-12-24 [illegible]	[illegible]
[illegible]	7 12 24 8:45	[illegible]	Anna Neal	7-12-24 845	eurofins
Relinquished by	Date/Time	Company	Received by	Date/Time	Company

Custody Seals Intact. Δ Yes Δ No	Custody Seal No	Cooler Temperature(s) °C and Other Remarks: # 2665 4.9°C

Job Narrative
705-1526-1

Analytical test results meet all requirements of the associated regulatory program listed on the Accreditation/Certification Summary Page unless otherwise noted under the individual analysis. Data qualifiers are applied to indicate exceptions. Noncompliant quality control (QC) is further explained in narrative comments.

- Matrix QC may not be reported if insufficient sample or site-specific QC samples were not submitted. In these situations, to demonstrate precision and accuracy at a batch level, a LCS/LCSD may be performed, unless otherwise specified in the method.
- Surrogate and/or isotope dilution analyte recoveries (if applicable) which are outside of the QC window are confirmed unless attributed to a dilution or otherwise noted in the narrative.

Receipt
The samples were received on 7/12/2024 8:45 AM. Unless otherwise noted below, the samples arrived in good condition, and, where required, properly preserved and on ice. The temperature of the cooler at receipt time was 4.9°C.

Metals
No additional analytical or quality issues were noted, other than those described above or in the Definitions/ Glossary page.

Client Sample Results

Client: Geosyntec Consultants Inc
Project/Site: Plant Hammond

Job ID: 705-1526-1

Client Sample ID: PT-9-07-11-FIL

Lab Sample ID: 705-1526-1

Date Collected: 07/11/24 18:00

Matrix: Water

Date Received: 07/12/24 08:45

Method: SW846 6010D - Metals (ICP) - Dissolved

Analyte	Result	Qualifier	RL	MDL	Unit	D	Prepared	Analyzed	Dil Fac
Boron, Dissolved	1.4		0.040	0.026	mg/L			07/12/24 12:00	1

Method: SW846 6020B - Metals (ICP/MS) - Dissolved

Analyte	Result	Qualifier	RL	MDL	Unit	D	Prepared	Analyzed	Dil Fac
Iron, Dissolved	0.020	J	0.040	0.018	mg/L			07/12/24 15:53	1
Molybdenum, Dissolved	0.42		0.0050	0.00069	mg/L			07/12/24 15:53	1

Client Sample Results

Client: Geosyntec Consultants Inc
Project/Site: Plant Hammond

Job ID: 705-1526-1

Client Sample ID: PT-9-07-11-UNF

Lab Sample ID: 705-1526-2

Date Collected: 07/11/24 18:00

Matrix: Water

Date Received: 07/12/24 08:45

Method: SW846 6010D - Metals (ICP)

Analyte	Result	Qualifier	RL	MDL	Unit	D	Prepared	Analyzed	Dil Fac
Boron	1.5		0.040	0.026	mg/L		07/12/24 09:41	07/12/24 12:06	1

Method: SW846 6020B - Metals (ICP/MS) - Total Recoverable

Analyte	Result	Qualifier	RL	MDL	Unit	D	Prepared	Analyzed	Dil Fac
Iron	0.56		0.040	0.018	mg/L		07/12/24 09:45	07/12/24 16:02	1
Molybdenum	0.43		0.0050	0.00069	mg/L		07/12/24 09:45	07/12/24 16:02	1

Client Sample Results

Client: Geosyntec Consultants Inc
Project/Site: Plant Hammond

Job ID: 705-1526-1

Client Sample ID: PT-10-07-11-FIL

Lab Sample ID: 705-1526-3

Date Collected: 07/11/24 18:00

Matrix: Water

Date Received: 07/12/24 08:45

Method: SW846 6010D - Metals (ICP) - Dissolved

Analyte	Result	Qualifier	RL	MDL	Unit	D	Prepared	Analyzed	Dil Fac
Boron, Dissolved	**1.7**		0.040	0.026	mg/L			07/12/24 12:07	1

Method: SW846 6020B - Metals (ICP/MS) - Dissolved

Analyte	Result	Qualifier	RL	MDL	Unit	D	Prepared	Analyzed	Dil Fac
Iron, Dissolved	ND		0.040	0.018	mg/L			07/12/24 15:55	1
Molybdenum, Dissolved	**0.15**		0.0050	0.00069	mg/L			07/12/24 15:55	1

Client Sample Results

Client: Geosyntec Consultants Inc
Project/Site: Plant Hammond

Job ID: 705-1526-1

Client Sample ID: PT-10-07-11-UNF

Lab Sample ID: 705-1526-4

Date Collected: 07/11/24 18:00

Matrix: Water

Date Received: 07/12/24 08:45

Method: SW846 6010D - Metals (ICP)

Analyte	Result	Qualifier	RL	MDL	Unit	D	Prepared	Analyzed	Dil Fac
Boron	1.6		0.040	0.026	mg/L		07/12/24 09:41	07/12/24 12:15	1

Method: SW846 6020B - Metals (ICP/MS) - Total Recoverable

Analyte	Result	Qualifier	RL	MDL	Unit	D	Prepared	Analyzed	Dil Fac
Iron	0.37		0.040	0.018	mg/L		07/12/24 09:45	07/12/24 16:05	1
Molybdenum	0.16		0.0050	0.00069	mg/L		07/12/24 09:45	07/12/24 16:05	1

Client Sample Results

Client: Geosyntec Consultants Inc
Project/Site: Plant Hammond

Job ID: 705-1526-1

Client Sample ID: PT-11-07-11-FIL

Lab Sample ID: 705-1526-5

Date Collected: 07/11/24 20:00

Matrix: Water

Date Received: 07/12/24 08:45

Method: SW846 6010D - Metals (ICP) - Dissolved

Analyte	Result	Qualifier	RL	MDL	Unit	D	Prepared	Analyzed	Dil Fac
Boron, Dissolved	0.72		0.040	0.026	mg/L			07/12/24 12:10	1

Method: SW846 6020B - Metals (ICP/MS) - Dissolved

Analyte	Result	Qualifier	RL	MDL	Unit	D	Prepared	Analyzed	Dil Fac
Iron, Dissolved	2.4		0.040	0.018	mg/L			07/12/24 15:57	1
Molybdenum, Dissolved	0.047		0.0050	0.00069	mg/L			07/12/24 15:57	1

Client Sample Results

Client: Geosyntec Consultants Inc
Project/Site: Plant Hammond

Job ID: 705-1526-1

Client Sample ID: PT-11-07-11-UNF

Lab Sample ID: 705-1526-6

Date Collected: 07/11/24 20:00
Matrix: Water
Date Received: 07/12/24 08:45

Method: SW846 6010D - Metals (ICP)

Analyte	Result	Qualifier	RL	MDL	Unit	D	Prepared	Analyzed	Dil Fac
Boron	0.69		0.040	0.026	mg/L		07/12/24 09:41	07/12/24 12:18	1

Method: SW846 6020B - Metals (ICP/MS) - Total Recoverable

Analyte	Result	Qualifier	RL	MDL	Unit	D	Prepared	Analyzed	Dil Fac
Iron	3.2		0.040	0.018	mg/L		07/12/24 09:45	07/12/24 16:07	1
Molybdenum	0.046		0.0050	0.00069	mg/L		07/12/24 09:45	07/12/24 16:07	1

Client Sample Results

Client: Geosyntec Consultants Inc
Project/Site: Plant Hammond

Job ID: 705-1526-1

Client Sample ID: PT-12-07-11-FIL

Lab Sample ID: 705-1526-7

Date Collected: 07/11/24 20:00
Matrix: Water
Date Received: 07/12/24 08:45

Method: SW846 6010D - Metals (ICP) - Dissolved

Analyte	Result	Qualifier	RL	MDL	Unit	D	Prepared	Analyzed	Dil Fac
Boron, Dissolved	**1.6**		0.040	0.026	mg/L			07/12/24 12:13	1

Method: SW846 6020B - Metals (ICP/MS) - Dissolved

Analyte	Result	Qualifier	RL	MDL	Unit	D	Prepared	Analyzed	Dil Fac
Iron, Dissolved	ND		0.040	0.018	mg/L			07/12/24 16:00	1
Molybdenum, Dissolved	**0.30**		0.0050	0.00069	mg/L			07/12/24 16:00	1

Client Sample Results

Client: Geosyntec Consultants Inc
Project/Site: Plant Hammond

Job ID: 705-1526-1

Client Sample ID: PT-12-07-11-UNF

Lab Sample ID: 705-1526-8

Date Collected: 07/11/24 20:00

Matrix: Water

Date Received: 07/12/24 08:45

Method: SW846 6010D - Metals (ICP)

Analyte	Result	Qualifier	RL	MDL	Unit	D	Prepared	Analyzed	Dil Fac
Boron	1.5		0.040	0.026	mg/L		07/12/24 09:41	07/12/24 12:21	1

Method: SW846 6020B - Metals (ICP/MS) - Total Recoverable

Analyte	Result	Qualifier	RL	MDL	Unit	D	Prepared	Analyzed	Dil Fac
Iron	0.10		0.040	0.018	mg/L		07/12/24 09:45	07/12/24 16:09	1
Molybdenum	0.31		0.0050	0.00069	mg/L		07/12/24 09:45	07/12/24 16:09	1

Lab Chronicle

Client: Geosyntec Consultants Inc
Project/Site: Plant Hammond

Job ID: 705-1526-1

Client Sample ID: PT-0-71-FF-5IL
Lab Sample ID: 173-F392-F
Date Collected: 71/FF/94 FR:77
Matrix: Water
Date v eceiyed: 71/F9/94 7R:43

Prep TBpe	Aatch TBpe	Aatch Method	vzn	Dilztion 5actor	Aatch Uzmber	s nalBut	Lab	Prepared or s nalBNed
Dissolved	Analysis	6010D		1	3200	DAB	EET ATL	07/12/24 12:00
Dissolved	Analysis	6020B		1	3279	AD	EET ATL	07/12/24 15:53

Client Sample ID: PT-0-71-FF-8 U5
Lab Sample ID: 173-F392-9
Date Collected: 71/FF/94 FR:77
Matrix: Water
Date v eceiyed: 71/F9/94 7R:43

Prep TBpe	Aatch TBpe	Aatch Method	vzn	Dilztion 5actor	Aatch Uzmber	s nalBut	Lab	Prepared or s nalBNed
Total/NA	Prep	3010A			2944	SA	EET ATL	07/12/24 09:41
Total/NA	Analysis	6010D		1	3192	DS	EET ATL	07/12/24 12:06
Total Recoverable	Prep	3005A			3002	BL	EET ATL	07/12/24 09:45
Total Recoverable	Analysis	6020B		1	3279	AD	EET ATL	07/12/24 16:02

Client Sample ID: PT-F7-71-FF-5IL
Lab Sample ID: 173-F392-6
Date Collected: 71/FF/94 FR:77
Matrix: Water
Date v eceiyed: 71/F9/94 7R:43

Prep TBpe	Aatch TBpe	Aatch Method	vzn	Dilztion 5actor	Aatch Uzmber	s nalBut	Lab	Prepared or s nalBNed
Dissolved	Analysis	6010D		1	3200	DAB	EET ATL	07/12/24 12:07
Dissolved	Analysis	6020B		1	3279	AD	EET ATL	07/12/24 15:55

Client Sample ID: PT-F7-71-FF-8 U5
Lab Sample ID: 173-F392-4
Date Collected: 71/FF/94 FR:77
Matrix: Water
Date v eceiyed: 71/F9/94 7R:43

Prep TBpe	Aatch TBpe	Aatch Method	vzn	Dilztion 5actor	Aatch Uzmber	s nalBut	Lab	Prepared or s nalBNed
Total/NA	Prep	3010A			2944	SA	EET ATL	07/12/24 09:41
Total/NA	Analysis	6010D		1	3192	DS	EET ATL	07/12/24 12:15
Total Recoverable	Prep	3005A			3002	BL	EET ATL	07/12/24 09:45
Total Recoverable	Analysis	6020B		1	3279	AD	EET ATL	07/12/24 16:05

Client Sample ID: PT-FF-71-FF-5IL
Lab Sample ID: 173-F392-3
Date Collected: 71/FF/94 97:77
Matrix: Water
Date v eceiyed: 71/F9/94 7R:43

Prep TBpe	Aatch TBpe	Aatch Method	vzn	Dilztion 5actor	Aatch Uzmber	s nalBut	Lab	Prepared or s nalBNed
Dissolved	Analysis	6010D		1	3200	DAB	EET ATL	07/12/24 12:10
Dissolved	Analysis	6020B		1	3279	AD	EET ATL	07/12/24 15:57

Client Sample ID: PT-FF-71-FF-8 U5
Lab Sample ID: 173-F392-2
Date Collected: 71/FF/94 97:77
Matrix: Water
Date v eceiyed: 71/F9/94 7R:43

Prep TBpe	Aatch TBpe	Aatch Method	vzn	Dilztion 5actor	Aatch Uzmber	s nalBut	Lab	Prepared or s nalBNed
Total/NA	Prep	3010A			2944	SA	EET ATL	07/12/24 09:41
Total/NA	Analysis	6010D		1	3192	DS	EET ATL	07/12/24 12:18

Lab Chronicle

Client: Geosyntec Consultants Inc
Project/Site: Plant Hammond

Job ID: 705-1526-1

Client Sample ID: PT-FF-71-FF-8 U5

Lab Sample ID: 173-F392-2

Date Collected: 71/FF/94 97:77

Matrix: Water

Date v eceiyed: 71/F9/94 7R:43

Prep TBpe	Aatch TBpe	Aatch Method	v z n	Dilztion 5actor	Aatch Uzmber	s nalBut	Lab	Prepared or s nalBNed
Total Recoverable	Prep	3005A			3002	BL	EET ATL	07/12/24 09:45
Total Recoverable	Analysis	6020B		1	3279	AD	EET ATL	07/12/24 16:07

Client Sample ID: PT-F9-71-FF-5IL

Lab Sample ID: 173-F392-1

Date Collected: 71/FF/94 97:77

Matrix: Water

Date v eceiyed: 71/F9/94 7R:43

Prep TBpe	Aatch TBpe	Aatch Method	v z n	Dilztion 5actor	Aatch Uzmber	s nalBut	Lab	Prepared or s nalBNed
Dissolved	Analysis	6010D		1	3200	DAB	EET ATL	07/12/24 12:13
Dissolved	Analysis	6020B		1	3279	AD	EET ATL	07/12/24 16:00

Client Sample ID: PT-F9-71-FF-8 U5

Lab Sample ID: 173-F392-R

Date Collected: 71/FF/94 97:77

Matrix: Water

Date v eceiyed: 71/F9/94 7R:43

Prep TBpe	Aatch TBpe	Aatch Method	v z n	Dilztion 5actor	Aatch Uzmber	s nalBut	Lab	Prepared or s nalBNed
Total/NA	Prep	3010A			2944	SA	EET ATL	07/12/24 09:41
Total/NA	Analysis	6010D		1	3192	DS	EET ATL	07/12/24 12:21
Total Recoverable	Prep	3005A			3002	BL	EET ATL	07/12/24 09:45
Total Recoverable	Analysis	6020B		1	3279	AD	EET ATL	07/12/24 16:09

LaboratorB v eferenceu:

EET ATL = Eurofins Atlanta, 3080 Presidential Dr, Atlanta, GA 30340, TEL (770)457-8177

Accreditation/Certification Summary

Client: Geosyntec Consultants Inc
Project/Site: Plant Hammond

Job ID: 705-1526-1

Laboratory: Eurofins Atlanta

The accreditations/certifications listed below are applicable to this report.

Authority	Program	Identification Number	Expiration Date
Florida	NELAP	E87582	06-30-25

Method Summary

2 Ct en t i oGseni y 2 oeGcoQuenGley
aPori yrj/ Ini : a QenSuH H oem

Job ID: 705-1539-1

Method	Method Description	Protocol	Laboratory
9010D	4 i nuCGd2 a M	/ d W89	(( ) E) T
9030A	4 i nuCGd2 aj4 / M	/ d W89	(( ) E) T
L005E	aP BuPurloep) onuC, i yoR RubC oPDlGGoGR m4 i nuCG	/ d W89	(( ) E) T
L010E	aP BuPurloep) onuC4 i nuCG	/ d W89	(( ) E) T

Protocol References:

/ d W89 v =) i Gn4 i n' omGhoP(RuCurleF / oQmd uGi pa" sGyuQ2 " i H lyuC4 i n' omG-p) " IPm(mrloepg oR H bi P1NW0 EemlrGUBmuri G

Laboratory References:

(( ) E) T v (cPofleGEnQenupL0W0 aP Gmi enuCDPpEnQenupt E L0L80p) (T 6770M857-W177

(cPofleGEnQenu

Sample Summary

Client: Geosyntec Consultants Inc
2Porectj/ ite: 2lant SaH Honm

Job ID: 705-1539-1

Lab Sample ID	Client Sample ID	Matrix	Collected	Received
705-1539-1	2d-T-07-11-FIL	WateP	07j11j34 1U:00	07j13j34 0U:45
705-1539-3	2d-T-07-11-N8 F	WateP	07j11j34 1U:00	07j13j34 0U:45
705-1539-6	2d-10-07-11-FIL	WateP	07j11j34 1U:00	07j13j34 0U:45
705-1539-4	2d-10-07-11-N8 F	WateP	07j11j34 1U:00	07j13j34 0U:45
705-1539-5	2d-11-07-11-FIL	WateP	07j11j34 30:00	07j13j34 0U:45
705-1539-9	2d-11-07-11-N8 F	WateP	07j11j34 30:00	07j13j34 0U:45
705-1539-7	2d-13-07-11-FIL	WateP	07j11j34 30:00	07j13j34 0U:45
705-1539-U	2d-13-07-11-N8 F	WateP	07j11j34 30:00	07j13j34 0U:45

Login Sample Receipt Checklist

Client: Geosyntec Consultants Inc

Job Number: 705-1526-1

Login Number: 1526

List Source: Eurofins Atlanta

List Number: 1

Creator: Pomuti, Carmen

Question	Answer	Comment
Radioactivity wasn't checked or is </= background as measured by a survey meter.	N/A	
The cooler's custody seal, if present, is intact.	N/A	
Sample custody seals, if present, are intact.	N/A	Not Present
The cooler or samples do not appear to have been compromised or tampered with.	True	
Samples were received on ice.	True	
Cooler Temperature is acceptable.	True	
Cooler Temperature is recorded.	True	
COC is present.	True	
COC is filled out in ink and legible.	True	
COC is filled out with all pertinent information.	True	
Is the Field Sampler's name present on COC?	True	
There are no discrepancies between the containers received and the COC.	True	
Samples are received within Holding Time (excluding tests with immediate HTs)	True	
Sample containers have legible labels.	True	
Containers are not broken or leaking.	True	
Sample collection date/times are provided.	True	
Appropriate sample containers are used.	True	
Sample bottles are completely filled.	True	
Sample Preservation Verified.	True	
There is sufficient vol. for all requested analyses, incl. any requested MS/MSDs	True	
Containers requiring zero headspace have no headspace or bubble is <6mm (1/4").	True	
Multiphasic samples are not present.	True	
Samples do not require splitting or compositing.	True	
Residual Chlorine Checked.	N/A	

END OF REPORT

eurofins | Environment Testing

ANALYTICAL REPORT

PREPARED FOR

Attn: Kip Gray
Geosyntec Consultants Inc
1255 Roberts Blvd. NW
Suite 200
Kennesaw, Georgia 30144

Generated 7/13/2024 3:21:28 PM

JOB DESCRIPTION

Plant Hammond - HAM

JOB NUMBER

705-1720-1

Eurofins Atlanta
3080 Presidential Dr
Atlanta GA 30340

See page two for job notes and contact information.

my EOL

Eurofins Atlanta

Job Notes

The test results in this report relate only to the samples as received by the laboratory and will meet all requirements of the methodology, with any exceptions noted. This report shall not be reproduced except in full, without the express written approval of the laboratory. All questions should be directed to the Eurofins Environment Testing Southeast, LLC Project Manager.

Authorization

Generated
7/13/2024 3:21:28 PM

Authorized for release by
David Fuller, Project Manager
David.Fuller@et.eurofinsus.com
(770)344-8986

Table of Contents

Definitions/Glossary

Client: Geosyntec Consultants Inc
Project/Site: Plant Hammond - HAM

Job ID: 705-1720-1

Qualifiers

Metals

Qualifier	Qualifier Description
4	MS, MSD: The analyte present in the original sample is greater than 4 times the matrix spike concentration; therefore, control limits are not applicable.

Glossary

Abbreviation	These commonly used abbreviations may or may not be present in this report.
¤	Listed under the "D" column to designate that the result is reported on a dry weight basis
%R	Percent Recovery
CFL	Contains Free Liquid
CFU	Colony Forming Unit
CNF	Contains No Free Liquid
DER	Duplicate Error Ratio (normalized absolute difference)
Dil Fac	Dilution Factor
DL	Detection Limit (DoD/DOE)
DL, RA, RE, IN	Indicates a Dilution, Re-analysis, Re-extraction, or additional Initial metals/anion analysis of the sample
DLC	Decision Level Concentration (Radiochemistry)
EDL	Estimated Detection Limit (Dioxin)
LOD	Limit of Detection (DoD/DOE)
LOQ	Limit of Quantitation (DoD/DOE)
MCL	EPA recommended "Maximum Contaminant Level"
MDA	Minimum Detectable Activity (Radiochemistry)
MDC	Minimum Detectable Concentration (Radiochemistry)
MDL	Method Detection Limit
ML	Minimum Level (Dioxin)
MPN	Most Probable Number
MQL	Method Quantitation Limit
NC	Not Calculated
ND	Not Detected at the reporting limit (or MDL or EDL if shown)
NEG	Negative / Absent
POS	Positive / Present
PQL	Practical Quantitation Limit
PRES	Presumptive
QC	Quality Control
RER	Relative Error Ratio (Radiochemistry)
RL	Reporting Limit or Requested Limit (Radiochemistry)
RPD	Relative Percent Difference, a measure of the relative difference between two points
TEF	Toxicity Equivalent Factor (Dioxin)
TEQ	Toxicity Equivalent Quotient (Dioxin)
TNTC	Too Numerous To Count

Eurofins Atlanta
3080 Presidential Dr
Atlanta, GA 30340
Phone (770) 457-8177

Chain of Custody Record

eurofins | Environment Testing

Client Information	Sampler: Tamie Mcnsomi	Lab PM: David Fuller / Phone 770-344-8986	Carrier Tracking No(s):	COC No:
Client Contact: Kip Gray	Phone:	E-Mail: David Fuller@et.eurofinsus.com	State of Origin: GA	Page: Page of
Company: Geosyntec Consultants Inc	PWSID:			Job #:
Address: 1255 Roberts Blvd, NW Suite 200	Due Date Requested:			Preservation Codes: D - HNO3
City: Kennesaw	TAT Requested (days): RUSH / 1 Day TAT			
State, Zip: GA, 30144	Compliance Project: Δ Yes Δ No			
Phone:	Lab Project #: 70500911 (DO NOT REMOVE)			
Email: Kip Gray@Geosyntec.com	PO #:			
Project Name: Plant Hammond	Project #:			
Task Code: Task Code#: HAM	SSOW#:			Other:

Analysis Requested

Sample Identification	Sample Date	Sample Time	Sample Type (C=comp, G=grab)	Matrix (W=water, S=solid, O=waste/oil, BT=Tissue, A=Air)			6010D - Total Boron	6020B - Total Arsenic and Iron	6020B - Total Iron and Molybdenum		6010D - Dissolved Boron - Field Filtered (FF)	6020B - Dissolved Arsenic and Iron (FF)	6020B - Dissolved Iron and Molybdenum (FF)	Special Instructions/Note:
HAM PT 07-0712 UNF	7/12/24	1812	G	W			X	X						
HAM - PT - 07 0712 FIL	7/12/24	1812	G	W	X						X	X		
HAM - PT - 13 - 0712 UNF	7/12/24	1847	G	W			X	X						70
HAM - PT - 13 - 0712 FIL	7/12/24	1847	G	W	X						X	X		05 1720 COC
HAM - PT - 14 - 0712 UNF	7/12/24		G	W			X	X						
HAM - PT - 14 - 0712 - FIL	7/12/24		G	W	X						X	X		

Possible Hazard Identification
☐ Non-Hazard ☐ Flammable ☐ Skin Irritant ☐ Poison B ☐ Unknown ☐ Radiological

Sample Disposal (A fee may be assessed if samples are retained longer than 1 month)
☐ Return To Client ☐ Disposal By Lab ☐ Archive For _____ Months

Deliverable Requested: I, II, III, IV, Other (specify)

Special Instructions/QC Requirements

Empty Kit Relinquished by	Date	Time	Method of Shipment:

	Date/Time	Company		Date/Time	Company
Relinquished by: Tamie Mcnsomi	7/13/24 700		Received by:	7-13-24 7:00	
Relinquished by:	7-13-24 8:38		Received by: Fuller Muhammad 8:30	7/13 8:30	
Relinquished by:			Received by:		

Custody Seals Intact: Δ Yes Δ No	Custody Seal No.	Cooler Temperature(s) °C and Other Remarks: 1.2 Courier

Job Narrative
705-1720-1

Analytical test results meet all requirements of the associated regulatory program listed on the Accreditation/Certification Summary Page unless otherwise noted under the individual analysis. Data qualifiers are applied to indicate exceptions. Noncompliant quality control (QC) is further explained in narrative comments.

- Matrix QC may not be reported if insufficient sample or site-specific QC samples were not submitted. In these situations, to demonstrate precision and accuracy at a batch level, a LCS/LCSD may be performed, unless otherwise specified in the method.
- Surrogate and/or isotope dilution analyte recoveries (if applicable) which are outside of the QC window are confirmed unless attributed to a dilution or otherwise noted in the narrative.

Receipt
The samples were received on 7/1 /2024 8: 0 AM. Unless otherwise noted below, the samples arrived in good condition, and, where required, properly preserved and on ice. The temperature of the cooler at receipt time was 1.2°C.

Metals
No additional analytical or quality issues were noted, other than those described above or in the Definitions/ Glossary page.

Client Sample Results

Client: Geosyntec Consultants Inc
Project/Site: Plant Hammond - HAM

Job ID: 705-1720-1

Client Sample ID: HAM-PT-07-0712-UNF

Lab Sample ID: 705-1720-1

Date Collected: 07/12/24 18:12
Matrix: Water
Date Received: 07/13/24 08:30

Method: SW846 6010D - Metals (ICP)

Analyte	Result	Qualifier	RL	MDL	Unit	D	Prepared	Analyzed	Dil Fac
Boron	0.52		0.040	0.026	mg/L		07/13/24 09:52	07/13/24 13:36	1

Method: SW846 6020B - Metals (ICP/MS) - Total Recoverable

Analyte	Result	Qualifier	RL	MDL	Unit	D	Prepared	Analyzed	Dil Fac
Arsenic	0.24		0.0050	0.0013	mg/L		07/13/24 09:27	07/13/24 13:45	1
Iron	17		0.040	0.018	mg/L		07/13/24 09:27	07/13/24 13:45	1

Client Sample Results

Client: Geosyntec Consultants Inc
Project/Site: Plant Hammond - HAM

Job ID: 705-1720-1

Client Sample ID: HAM-PT-07-0712-FIL

Lab Sample ID: 705-1720-2

Date Collected: 07/12/24 18:12
Matrix: Water
Date Received: 07/13/24 08:30

Method: SW846 6010D - Metals (ICP) - Dissolved

Analyte	Result	Qualifier	RL	MDL	Unit	D	Prepared	Analyzed	Dil Fac
Boron, Dissolved	0.53		0.040	0.026	mg/L			07/13/24 11:34	1

Method: SW846 6020B - Metals (ICP/MS) - Dissolved

Analyte	Result	Qualifier	RL	MDL	Unit	D	Prepared	Analyzed	Dil Fac
Arsenic, Dissolved	0.16		0.0050	0.0013	mg/L			07/13/24 12:47	1
Iron, Dissolved	12		0.040	0.018	mg/L			07/13/24 12:47	1

Client Sample Results

Client: Geosyntec Consultants Inc
Project/Site: Plant Hammond - HAM

Job ID: 705-1720-1

Client Sample ID: HAM-PT-13-0712-UNF

Lab Sample ID: 705-1720-3

Date Collected: 07/12/24 18:47
Matrix: Water
Date Received: 07/13/24 08:30

Method: SW846 6010D - Metals (ICP)

Analyte	Result	Qualifier	RL	MDL	Unit	D	Prepared	Analyzed	Dil Fac
Boron	0.58		0.040	0.026	mg/L		07/13/24 09:52	07/13/24 13:39	1

Method: SW846 6020B - Metals (ICP/MS) - Total Recoverable

Analyte	Result	Qualifier	RL	MDL	Unit	D	Prepared	Analyzed	Dil Fac
Arsenic	0.30		0.0050	0.0013	mg/L		07/13/24 09:27	07/13/24 13:23	1
Iron	24		0.040	0.018	mg/L		07/13/24 09:27	07/13/24 13:23	1

Client Sample Results

Client: Geosyntec Consultants Inc
Project/Site: Plant Hammond - HAM

Job ID: 705-1720-1

Client Sample ID: HAM-PT-13-0712-FIL

Lab Sample ID: 705-1720-4

Date Collected: 07/12/24 18:47
Date Received: 07/13/24 08:30

Matrix: Water

Method: SW846 6010D - Metals (ICP) - Dissolved

Analyte	Result	Qualifier	RL	MDL	Unit	D	Prepared	Analyzed	Dil Fac
Boron, Dissolved	0.59		0.040	0.026	mg/L			07/13/24 11:37	1

Method: SW846 6020B - Metals (ICP/MS) - Dissolved

Analyte	Result	Qualifier	RL	MDL	Unit	D	Prepared	Analyzed	Dil Fac
Arsenic, Dissolved	0.23		0.0050	0.0013	mg/L			07/13/24 12:49	1
Iron, Dissolved	13		0.040	0.018	mg/L			07/13/24 12:49	1

Client Sample Results

Client: Geosyntec Consultants Inc
Project/Site: Plant Hammond - HAM

Job ID: 705-1720-1

Client Sample ID: HAM-PT-14-0712-UNF

Lab Sample ID: 705-1720-5

Date Collected: 07/12/24 00:00
Matrix: Water
Date Received: 07/13/24 08:30

Method: SW846 6010D - Metals (ICP)

Analyte	Result	Qualifier	RL	MDL	Unit	D	Prepared	Analyzed	Dil Fac
Boron	0.46		0.040	0.026	mg/L		07/13/24 09:52	07/13/24 13:15	1

Method: SW846 6020B - Metals (ICP/MS) - Total Recoverable

Analyte	Result	Qualifier	RL	MDL	Unit	D	Prepared	Analyzed	Dil Fac
Arsenic	0.17		0.0050	0.0013	mg/L		07/13/24 09:27	07/13/24 13:48	1
Iron	53		0.20	0.089	mg/L		07/13/24 09:27	07/13/24 13:56	5

Client Sample Results

Client: Geosyntec Consultants Inc
Project/Site: Plant Hammond - HAM

Job ID: 705-1720-1

Client Sample ID: HAM-PT-14-0712-FIL

Lab Sample ID: 705-1720-6

Date Collected: 07/12/24 00:00
Matrix: Water
Date Received: 07/13/24 08:30

Method: SW846 6010D - Metals (ICP) - Dissolved

Analyte	Result	Qualifier	RL	MDL	Unit	D	Prepared	Analyzed	Dil Fac
Boron, Dissolved	0.44		0.040	0.026	mg/L			07/13/24 11:40	1

Method: SW846 6020B - Metals (ICP/MS) - Dissolved

Analyte	Result	Qualifier	RL	MDL	Unit	D	Prepared	Analyzed	Dil Fac
Arsenic, Dissolved	0.079		0.0050	0.0013	mg/L			07/13/24 12:59	1
Iron, Dissolved	10		0.040	0.018	mg/L			07/13/24 12:59	1

QC Sample Results

Client: Geosyntec Consultants Inc
Project/Site: Plant Hammond - HAM

Job ID: 705-1720-1

Method: 6010D - Metals (ICP)

Lab Sample ID: MB 705-3323/1-A — **Client Sample ID: Method Blank**
Matrix: Water — **Prep Type: Total/NA**
Analysis Batch: 3347 — **Prep Batch: 3323**

Analyte	MB Result	MB Qualifier	RL	MDL	Unit	D	Prepared	Analyzed	Dil Fac
Boron	ND		0.040	0.026	mg/L		07/13/24 09:52	07/13/24 13:10	1

Lab Sample ID: LCS 705-3323/2-A — **Client Sample ID: Lab Control Sample**
Matrix: Water — **Prep Type: Total/NA**
Analysis Batch: 3347 — **Prep Batch: 3323**

Analyte	Spike Added	LCS Result	LCS Qualifier	Unit	D	%Rec	%Rec Limits
Boron	1.00	0.968		mg/L		97	80 - 120

Lab Sample ID: 705-1720-5 MS — **Client Sample ID: HAM-PT-14-0712-UNF**
Matrix: Water — **Prep Type: Total/NA**
Analysis Batch: 3347 — **Prep Batch: 3323**

Analyte	Sample Result	Sample Qualifier	Spike Added	MS Result	MS Qualifier	Unit	D	%Rec	%Rec Limits
Boron	0.46		1.00	1.38		mg/L		92	75 - 125

Lab Sample ID: 705-1720-5 MSD — **Client Sample ID: HAM-PT-14-0712-UNF**
Matrix: Water — **Prep Type: Total/NA**
Analysis Batch: 3347 — **Prep Batch: 3323**

Analyte	Sample Result	Sample Qualifier	Spike Added	MSD Result	MSD Qualifier	Unit	D	%Rec	%Rec Limits	RPD	RPD Limit
Boron	0.46		1.00	1.38		mg/L		92	75 - 125	0	20

Lab Sample ID: MB 705-3325/1-A — **Client Sample ID: Method Blank**
Matrix: Water — **Prep Type: Dissolved**
Analysis Batch: 3331

Analyte	MB Result	MB Qualifier	RL	MDL	Unit	D	Prepared	Analyzed	Dil Fac
Boron, Dissolved	ND		0.040	0.026	mg/L			07/13/24 11:19	1

Lab Sample ID: LCS 705-3325/2-A — **Client Sample ID: Lab Control Sample**
Matrix: Water — **Prep Type: Dissolved**
Analysis Batch: 3331

Analyte	Spike Added	LCS Result	LCS Qualifier	Unit	D	%Rec	%Rec Limits
Boron, Dissolved	1.00	1.04		mg/L		104	80 - 120

Lab Sample ID: LCSD 705-3325/3-A — **Client Sample ID: Lab Control Sample Dup**
Matrix: Water — **Prep Type: Dissolved**
Analysis Batch: 3331

Analyte	Spike Added	LCSD Result	LCSD Qualifier	Unit	D	%Rec	%Rec Limits	RPD	RPD Limit
Boron, Dissolved	1.00	1.04		mg/L		104	80 - 120	0	20

QC Sample Results

Client: Geosyntec Consultants Inc
Project/Site: Plant Hammond - HAM

Job ID: 705-1720-1

Method: 6020B - Metals (ICP/MS)

Lab Sample ID: MB 705-3321/1-A
Matrix: Water
Analysis Batch: 3350

Client Sample ID: Method Blank
Prep Type: Total Recoverable
Prep Batch: 3321

Analyte	MB Result	MB Qualifier	RL	MDL	Unit	D	Prepared	Analyzed	Dil Fac
Arsenic	ND		0.0050	0.0013	mg/L		07/13/24 09:27	07/13/24 13:18	1
Iron	ND		0.040	0.018	mg/L		07/13/24 09:27	07/13/24 13:18	1

Lab Sample ID: LCS 705-3321/2-A
Matrix: Water
Analysis Batch: 3350

Client Sample ID: Lab Control Sample
Prep Type: Total Recoverable
Prep Batch: 3321

Analyte	Spike Added	LCS Result	LCS Qualifier	Unit	D	%Rec	%Rec Limits
Arsenic	0.100	0.0909		mg/L		91	80 - 120
Iron	1.00	0.812		mg/L		81	80 - 120

Lab Sample ID: 705-1720-3 MS
Matrix: Water
Analysis Batch: 3350

Client Sample ID: HAM-PT-13-0712-UNF
Prep Type: Total Recoverable
Prep Batch: 3321

Analyte	Sample Result	Sample Qualifier	Spike Added	MS Result	MS Qualifier	Unit	D	%Rec	%Rec Limits
Arsenic	0.30		0.100	0.393		mg/L		97	75 - 125
Iron	24		1.00	25.2	4	mg/L		96	75 - 125

Lab Sample ID: 705-1720-3 MSD
Matrix: Water
Analysis Batch: 3350

Client Sample ID: HAM-PT-13-0712-UNF
Prep Type: Total Recoverable
Prep Batch: 3321

Analyte	Sample Result	Sample Qualifier	Spike Added	MSD Result	MSD Qualifier	Unit	D	%Rec	%Rec Limits	RPD	RPD Limit
Arsenic	0.30		0.100	0.386		mg/L		90	75 - 125	2	20
Iron	24		1.00	25.1	4	mg/L		88	75 - 125	0	20

Lab Sample ID: MB 705-3324/1-A
Matrix: Water
Analysis Batch: 3350

Client Sample ID: Method Blank
Prep Type: Dissolved

Analyte	MB Result	MB Qualifier	RL	MDL	Unit	D	Prepared	Analyzed	Dil Fac
Arsenic, Dissolved	ND		0.0050	0.0013	mg/L			07/13/24 12:40	1
Iron, Dissolved	ND		0.040	0.018	mg/L			07/13/24 12:40	1

Lab Sample ID: LCS 705-3324/2-A
Matrix: Water
Analysis Batch: 3350

Client Sample ID: Lab Control Sample
Prep Type: Dissolved

Analyte	Spike Added	LCS Result	LCS Qualifier	Unit	D	%Rec	%Rec Limits
Arsenic, Dissolved	0.100	0.0912		mg/L		91	80 - 120
Iron, Dissolved	1.00	0.829		mg/L		83	80 - 120

Lab Sample ID: LCSD 705-3324/3-A
Matrix: Water
Analysis Batch: 3350

Client Sample ID: Lab Control Sample Dup
Prep Type: Dissolved

Analyte	Spike Added	LCSD Result	LCSD Qualifier	Unit	D	%Rec	%Rec Limits	RPD	RPD Limit
Arsenic, Dissolved	0.100	0.0876		mg/L		88	80 - 120	4	20
Iron, Dissolved	1.00	0.800		mg/L		80	80 - 120	4	20

Lab Chronicle

Client: Geosyntec Consultants Inc
Project/Site: Plant Hammond - HAM

Job ID: 705-1720-1

Client Sample ID: HAM-PT-07-0712-UNF — Lab Sample ID: 705-1720-1

Date Collected: 07/12/24 18:12
Date Received: 07/13/24 08:30
Matrix: Water

Prep Type	Batch Type	Batch Method	Run	Dilution Factor	Batch Number	Analyst	Lab	Prepared or Analyzed
Total/NA	Prep	3010A			3323	EF	EET ATL	07/13/24 09:52
Total/NA	Analysis	6010D		1	3347	KB	EET ATL	07/13/24 13:36
Total Recoverable	Prep	3005A			3321	EF	EET ATL	07/13/24 09:27
Total Recoverable	Analysis	6020B		1	3350	TA	EET ATL	07/13/24 13:45

Client Sample ID: HAM-PT-07-0712-FIL — Lab Sample ID: 705-1720-2

Date Collected: 07/12/24 18:12
Date Received: 07/13/24 08:30
Matrix: Water

Prep Type	Batch Type	Batch Method	Run	Dilution Factor	Batch Number	Analyst	Lab	Prepared or Analyzed
Dissolved	Analysis	6010D		1	3331	KB	EET ATL	07/13/24 11:34
Dissolved	Analysis	6020B		1	3350	TA	EET ATL	07/13/24 12:47

Client Sample ID: HAM-PT-13-0712-UNF — Lab Sample ID: 705-1720-3

Date Collected: 07/12/24 18:47
Date Received: 07/13/24 08:30
Matrix: Water

Prep Type	Batch Type	Batch Method	Run	Dilution Factor	Batch Number	Analyst	Lab	Prepared or Analyzed
Total/NA	Prep	3010A			3323	EF	EET ATL	07/13/24 09:52
Total/NA	Analysis	6010D		1	3347	KB	EET ATL	07/13/24 13:39
Total Recoverable	Prep	3005A			3321	EF	EET ATL	07/13/24 09:27
Total Recoverable	Analysis	6020B		1	3350	TA	EET ATL	07/13/24 13:23

Client Sample ID: HAM-PT-13-0712-FIL — Lab Sample ID: 705-1720-4

Date Collected: 07/12/24 18:47
Date Received: 07/13/24 08:30
Matrix: Water

Prep Type	Batch Type	Batch Method	Run	Dilution Factor	Batch Number	Analyst	Lab	Prepared or Analyzed
Dissolved	Analysis	6010D		1	3331	KB	EET ATL	07/13/24 11:37
Dissolved	Analysis	6020B		1	3350	TA	EET ATL	07/13/24 12:49

Client Sample ID: HAM-PT-14-0712-UNF — Lab Sample ID: 705-1720-5

Date Collected: 07/12/24 00:00
Date Received: 07/13/24 08:30
Matrix: Water

Prep Type	Batch Type	Batch Method	Run	Dilution Factor	Batch Number	Analyst	Lab	Prepared or Analyzed
Total/NA	Prep	3010A			3323	EF	EET ATL	07/13/24 09:52
Total/NA	Analysis	6010D		1	3347	KB	EET ATL	07/13/24 13:15
Total Recoverable	Prep	3005A			3321	EF	EET ATL	07/13/24 09:27
Total Recoverable	Analysis	6020B		1	3350	TA	EET ATL	07/13/24 13:48
Total Recoverable	Prep	3005A			3321	EF	EET ATL	07/13/24 09:27
Total Recoverable	Analysis	6020B		5	3350	TA	EET ATL	07/13/24 13:56

Lab Chronicle

Client: Geosyntec Consultants Inc
Project/Site: Plant Hammond - HAM

Job ID: 705-1720-1

Client Sample ID: HAM-PT-14-0712-FIL

Date Collected: 07/12/24 00:00
Date Received: 07/13/24 08:30

Lab Sample ID: 705-1720-6

Matrix: Water

Prep Type	Batch Type	Batch Method	Run	Dilution Factor	Batch Number	Analyst	Lab	Prepared or Analyzed
Dissolved	Analysis	6010D		1	3331	KB	EET ATL	07/13/24 11:40
Dissolved	Analysis	6020B		1	3350	TA	EET ATL	07/13/24 12:59

Laboratory References:

EET ATL = Eurofins Atlanta, 3080 Presidential Dr, Atlanta, GA 30340, TEL (770)457-8177

Accreditation/Certification Summary

Client: Geosyntec Consultants Inc
Project/Site: Plant Hammond - HAM

Job ID: 705-1720-1

Laboratory: Eurofins Atlanta

The accreditations/certifications listed below are applicable to this report.

Authority	Program	Identification Number	Expiration Date
Florida	NELAP	E87582	06-30-25

Method Summary

Client: Geosyntec Consultants Inc
Project/Site: Plant Hammond - HAM

Job ID: 705-1720-1

Method	Method Description	Protocol	Laboratory
6010D	Metals (ICP)	SW846	EET ATL
6020B	Metals (ICP/MS)	SW846	EET ATL
3005A	Preparation, Total Recoverable or Dissolved Metals	SW846	EET ATL
3010A	Preparation, Total Metals	SW846	EET ATL

Protocol References:

SW846 = "Test Methods For Evaluating Solid Waste, Physical/Chemical Methods", Third Edition, November 1986 And Its Updates.

Laboratory References:

EET ATL = Eurofins Atlanta, 3080 Presidential Dr, Atlanta, GA 30340, TEL (770)457-8177

Sample Summary

Client: Geosyntec Consultants Inc
Project/Site: Plant Hammond - HAM

Job ID: 705-1720-1

Lab Sample ID	Client Sample ID	Matrix	Collected	Received
705-1720-1	HAM-PT-07-0712-UNF	Water	07/12/24 18:12	07/13/24 08:30
705-1720-2	HAM-PT-07-0712-FIL	Water	07/12/24 18:12	07/13/24 08:30
705-1720-3	HAM-PT-13-0712-UNF	Water	07/12/24 18:47	07/13/24 08:30
705-1720-4	HAM-PT-13-0712-FIL	Water	07/12/24 18:47	07/13/24 08:30
705-1720-5	HAM-PT-14-0712-UNF	Water	07/12/24 00:00	07/13/24 08:30
705-1720-6	HAM-PT-14-0712-FIL	Water	07/12/24 00:00	07/13/24 08:30

Login Sample Receipt Checklist

Client: Geosyntec Consultants Inc

Job Number: 705-1720-1

Login Number: 1720
List Number: 1
Creator: Mohamud, Fardowsa

List Source: Eurofins Atlanta

Question	Answer	Comment
Radioactivity wasn't checked or is </= background as measured by a survey meter.	N/A	
The cooler's custody seal, if present, is intact.	N/A	Not present
Sample custody seals, if present, are intact.	N/A	Not Present
The cooler or samples do not appear to have been compromised or tampered with.	True	
Samples were received on ice.	True	
Cooler Temperature is acceptable.	True	
Cooler Temperature is recorded.	True	
COC is present.	True	
COC is filled out in ink and legible.	True	
COC is filled out with all pertinent information.	True	
Is the Field Sampler's name present on COC?	True	
There are no discrepancies between the containers received and the COC.	True	
Samples are received within Holding Time (excluding tests with immediate HTs)	True	
Sample containers have legible labels.	True	
Containers are not broken or leaking.	True	
Sample collection date/times are provided.	True	
Appropriate sample containers are used.	True	
Sample bottles are completely filled.	True	
Sample Preservation Verified.	True	
There is sufficient vol. for all requested analyses, incl. any requested MS/MSDs	True	
Containers requiring zero headspace have no headspace or bubble is <6mm (1/4").	True	
Multiphasic samples are not present.	True	
Samples do not require splitting or compositing.	True	
Residual Chlorine Checked.	N/A	

END OF REPORT

eurofins | Environment Testing

ANALYTICAL REPORT

PREPARED FOR

Attn: Kip Gray
Geosyntec Consultants Inc
1255 Roberts Blvd. NW
Suite 200
Kennesaw, Georgia 30144

Generated 7/14/2024 3:19:46 PM

JOB DESCRIPTION

Plant Hammond

JOB NUMBER

705-1754-1

Eurofins Atlanta
3080 Presidential Dr
Atlanta GA 30340

See page two for job notes and contact information.

my EOL

Eurofins Atlanta

Job Notes

The test results in this report relate only to the samples as received by the laboratory and will meet all requirements of the methodology, with any exceptions noted. This report shall not be reproduced except in full, without the express written approval of the laboratory. All questions should be directed to the Eurofins Environment Testing Southeast, LLC Project Manager.

Authorization

Generated
7/14/2024 3:19:46 PM

Authorized for release by
David Fuller, Project Manager
David.Fuller@et.eurofinsus.com
(770)344-8986

Table of Contents

Definitions/Glossary

Client: Geosyntec Consultants Inc
Project/Site: Plant Hammond

Job ID: 705-1754-1

Qualifiers

Metals

Qualifier	Qualifier Description
J	Result is less than the RL but greater than or equal to the MDL and the concentration is an approximate value.

Glossary

Abbreviation	These commonly used abbreviations may or may not be present in this report.
¤	Listed under the "D" column to designate that the result is reported on a dry weight basis
%R	Percent Recovery
CFL	Contains Free Liquid
CFU	Colony Forming Unit
CNF	Contains No Free Liquid
DER	Duplicate Error Ratio (normalized absolute difference)
Dil Fac	Dilution Factor
DL	Detection Limit (DoD/DOE)
DL, RA, RE, IN	Indicates a Dilution, Re-analysis, Re-extraction, or additional Initial metals/anion analysis of the sample
DLC	Decision Level Concentration (Radiochemistry)
EDL	Estimated Detection Limit (Dioxin)
LOD	Limit of Detection (DoD/DOE)
LOQ	Limit of Quantitation (DoD/DOE)
MCL	EPA recommended "Maximum Contaminant Level"
MDA	Minimum Detectable Activity (Radiochemistry)
MDC	Minimum Detectable Concentration (Radiochemistry)
MDL	Method Detection Limit
ML	Minimum Level (Dioxin)
MPN	Most Probable Number
MQL	Method Quantitation Limit
NC	Not Calculated
ND	Not Detected at the reporting limit (or MDL or EDL if shown)
NEG	Negative / Absent
POS	Positive / Present
PQL	Practical Quantitation Limit
PRES	Presumptive
QC	Quality Control
RER	Relative Error Ratio (Radiochemistry)
RL	Reporting Limit or Requested Limit (Radiochemistry)
RPD	Relative Percent Difference, a measure of the relative difference between two points
TEF	Toxicity Equivalent Factor (Dioxin)
TEQ	Toxicity Equivalent Quotient (Dioxin)
TNTC	Too Numerous To Count

Eurofins Atlanta
3080 Presidential Dr
Atlanta, GA 30340
Phone (770) 457-8177

Chain of Custody Record

eurofins | Environment Testing

Client Information	Sampler: Jaime Arellano	Lab PM: David Fuller / Phone 770-344-8986	Carrier Tracking No(s):	COC No:
Client Contact: Kip Gray	Phone:	E-Mail: David.Fuller@et.eurofinsus.com	State of Origin: GA	Page: Page 1 of 2
Company: Geosyntec Consultants Inc	PWSID:			Job #:
Address: 1255 Roberts Blvd, NW Suite 200	Due Date Requested:			
City: Kennesaw	TAT Requested (days): RUSH / 1 Day TAT			
State, Zip: GA, 30144	Compliance Project: Δ Yes Δ No			
Phone:	Lab Project #: 70500911 (DO NOT REMOVE)			
Email: Kip.Gray@Geosyntec.com	PO #:			
Project Name: Plant Hammond	Project #:			
Task Code: Task Code#:	SSOW#:			

Analysis Requested

Preservation Codes: D - HNO3

705 1754 COC

Other

Sample Identification	Sample Date	Sample Time	Sample Type (C=comp, G=grab)	Matrix (W=water, S=solid, O=waste/oil, BT=Tissue, A=Air)	6010D - Total Boron	6020B - Total Arsenic and Iron	6020B - Total Iron and Molybdenum	6010D - Dissolved Boron - Field Filtered (FF)	6020B - Dissolved Arsenic and Iron (FF)	6020B - Dissolved Iron and Molybdenum (FF)	Special Instructions/Note:
HAM-PT-09-0713-FIL-AM	7/13/24	850	G	W	X			X		X	
HAM-PT-09-0713-UNF-AM	7/13/24	850	G	W		X	X				
HAM-PT-09-0713-FIL-PM	7/13/24	1640	G	W	X			X		X	
HAM-PT-09-0713-UNF-PM	7/13/24	1640	G	W		X	X				
HAM-PT-10-0713-FIL-AM	7/13/24	850	G	W	X			X		X	
HAM-PT-10-0713-UNF-AM	7/13/24	850	G	W		X	X				
HAM-PT-10-0713-FIL-PM	7/13/24	1640	G	W	X			X		X	
HAM-PT-10-0713-UNF-PM	7/13/24	1640	G	W		X	X				
HAM-PT-11-0713-FIL	7/13/24	1800	G	W	X			X		X	
HAM-PT-11-0713-UNF	7/13/24	1800	G	W		X	X				
HAM-PT-12-0713-FIL	7/13/24	1800	G	W	X			X		X	

Possible Hazard Identification
☐ Non-Hazard ☐ Flammable ☐ Skin Irritant ☐ Poison B ☐ Unknown ☐ Radiological

Sample Disposal (A fee may be assessed if samples are retained longer than 1 month)
☐ Return To Client ☐ Disposal By Lab ☐ Archive For _____ Months

Deliverable Requested: I, II, III, IV, Other (specify)

Special Instructions/QC Requirements

Empty Kit Relinquished by	Date	Time	Method of Shipment:

Relinquished by	Date/Time	Company	Received by	Date/Time	Company
Jaime Arellano	7/14/24 705		[signature]	7/14/24 7:08	
[signature]	7-14-24 8:40		[signature]	7/14/24 8:46	
			5.9°C #2ddl		

Custody Seals Intact: Δ Yes Δ No	Custody Seal No	Cooler Temperature(s) °C and Other Remarks:

Ver: 04/02/2024 7/14/2024

Eurofins Atlanta
3080 Presidential Dr
Atlanta, GA 30340
Phone (770) 457-8177

Chain of Custody Record

eurofins | Environment Testing

Client Information	Sampler: Jamie Newsome	Lab PM: David Fuller / Phone 770-344-8986	Carrier Tracking No(s):	COC No:
Client Contact: Kip Gray	Phone:	E-Mail: David.Fuller@et.eurofinsus.com	State of Origin: GA	Page: Page 2 of 2
Company: Geosyntec Consultants Inc	PWSID:			Job #:
Address: 1255 Roberts Blvd, NW Suite 200	Due Date Requested:			Preservation Codes: D - HNO3
City: Kennesaw	TAT Requested (days): RUSH / 1 Day TAT			
State, Zip: GA, 30144	Compliance Project: Δ Yes Δ No			
Phone:	Lab Project #: 70500911 (DO NOT REMOVE)			
Email: Kip.Gray@Geosyntec.com	PO #:			
Project Name: Plant Hammond	Project #:			
Task Code: Task Code#	SSOW#:			Other:

Analysis Requested

Sample Identification	Sample Date	Sample Time	Sample Type (C=comp, G=grab)	Matrix (W=water, S=solid, O=waste/oil, BT=Tissue, A=Air)	6010D - Total Boron	6020B - Total Arsenic and Iron	6020B - Total Iron and Molybdenum	6010D - Dissolved Boron - Field Filtered (FF)	6020B - Dissolved Arsenic and Iron (FF)	6020B - Dissolved Iron and Molybdenum (FF)	Special Instructions/Note:
HAM-PT-12-0713-UNF	7/13/24		G	W	X		X				

Possible Hazard Identification: ☐ Non-Hazard ☐ Flammable ☐ Skin Irritant ☐ Poison B ☐ Unknown ☐ Radiological

Sample Disposal (A fee may be assessed if samples are retained longer than 1 month): ☐ Return To Client ☐ Disposal By Lab ☐ Archive For _____ Months

Deliverable Requested: I, II, III, IV, Other (specify)

Special Instructions/QC Requirements:

Empty Kit Relinquished by:	Date	Time	Method of Shipment:

Relinquished by	Date/Time	Company	Received by	Date/Time	Company
Jamie Newsome	7/14/24 10:[illegible]		[illegible]	7-14-24 [illegible]	
	7-14-24 8:45		Araluz B	7/14/24 8:46	
			5.9°C #265		

Custody Seals Intact: Δ Yes Δ No	Custody Seal No	Cooler Temperature(s) °C and Other Remarks:

Job Narrative
705-1754-1

Analytical test results meet all requirements of the associated regulatory program listed on the Accreditation/Certification Summary Page unless otherwise noted under the individual analysis. Data qualifiers are applied to indicate exceptions. Noncompliant quality control (QC) is further explained in narrative comments.

- Matrix QC may not be reported if insufficient sample or site-specific QC samples were not submitted. In these situations, to demonstrate precision and accuracy at a batch level, a LCS/LCSD may be performed, unless otherwise specified in the method.
- Surrogate and/or isotope dilution analyte recoveries (if applicable) which are outside of the QC window are confirmed unless attributed to a dilution or otherwise noted in the narrative.

Receipt
The samples were received on 7/14/2024 8:4 AM. Unless otherwise noted below, the samples arrived in good condition, and, where required, properly preserved and on ice. The temperature of the cooler at receipt time was 5.9°C.

Receipt Exceptions
The following sample was received at the laboratory without a sample collection time documented on the chain of custody: AM-PT-12-071 -UN (705-1754-12). Sample was logged in using the collection time on the bottle label.

Metals
No additional analytical or quality issues were noted, other than those described above or in the Definitions/ Glossary page.

Client Sample Results

Client: Geosyntec Consultants Inc
Project/Site: Plant Hammond

Job ID: 705-1754-1

Client Sample ID: HAM-PT-09-0713-FIL-AM

Lab Sample ID: 705-1754-1

Date Collected: 07/13/24 08:50

Matrix: Water

Date Received: 07/14/24 08:46

Method: SW846 6010D - Metals (ICP) - Dissolved

Analyte	Result	Qualifier	RL	MDL	Unit	D	Prepared	Analyzed	Dil Fac
Boron, Dissolved	**1.5**		0.040	0.026	mg/L			07/14/24 11:10	1

Method: SW846 6020B - Metals (ICP/MS) - Dissolved

Analyte	Result	Qualifier	RL	MDL	Unit	D	Prepared	Analyzed	Dil Fac
Iron, Dissolved	ND		0.040	0.018	mg/L			07/14/24 12:27	1
Molybdenum, Dissolved	**0.33**		0.0050	0.00069	mg/L			07/14/24 12:27	1

Client Sample Results

Client: Geosyntec Consultants Inc
Project/Site: Plant Hammond

Job ID: 705-1754-1

Client Sample ID: HAM-PT-09-0713-UNF-AM

Lab Sample ID: 705-1754-2

Date Collected: 07/13/24 08:50
Date Received: 07/14/24 08:46

Matrix: Water

Method: SW846 6010D - Metals (ICP)

Analyte	Result	Qualifier	RL	MDL	Unit	D	Prepared	Analyzed	Dil Fac
Boron	1.4		0.040	0.026	mg/L		07/14/24 10:04	07/14/24 12:36	1

Method: SW846 6020B - Metals (ICP/MS) - Total Recoverable

Analyte	Result	Qualifier	RL	MDL	Unit	D	Prepared	Analyzed	Dil Fac
Iron	0.36		0.040	0.018	mg/L		07/14/24 10:25	07/14/24 14:02	1
Molybdenum	0.34		0.0050	0.00069	mg/L		07/14/24 10:25	07/14/24 14:02	1

Client Sample Results

Client: Geosyntec Consultants Inc
Project/Site: Plant Hammond

Job ID: 705-1754-1

Client Sample ID: HAM-PT-09-0713-FIL-PM

Lab Sample ID: 705-1754-3

Date Collected: 07/13/24 16:40
Matrix: Water
Date Received: 07/14/24 08:46

Method: SW846 6010D - Metals (ICP) - Dissolved

Analyte	Result	Qualifier	RL	MDL	Unit	D	Prepared	Analyzed	Dil Fac
Boron, Dissolved	1.2		0.040	0.026	mg/L			07/14/24 11:13	1

Method: SW846 6020B - Metals (ICP/MS) - Dissolved

Analyte	Result	Qualifier	RL	MDL	Unit	D	Prepared	Analyzed	Dil Fac
Iron, Dissolved	0.30		0.040	0.018	mg/L			07/14/24 12:29	1
Molybdenum, Dissolved	0.29		0.0050	0.00069	mg/L			07/14/24 12:29	1

Client Sample Results

Client: Geosyntec Consultants Inc
Project/Site: Plant Hammond

Job ID: 705-1754-1

Client Sample ID: HAM-PT-09-0713-UNF-PM

Lab Sample ID: 705-1754-4

Date Collected: 07/13/24 16:40
Matrix: Water
Date Received: 07/14/24 08:46

Method: SW846 6010D - Metals (ICP)

Analyte	Result	Qualifier	RL	MDL	Unit	D	Prepared	Analyzed	Dil Fac
Boron	1.1		0.040	0.026	mg/L		07/14/24 10:04	07/14/24 12:39	1

Method: SW846 6020B - Metals (ICP/MS) - Total Recoverable

Analyte	Result	Qualifier	RL	MDL	Unit	D	Prepared	Analyzed	Dil Fac
Iron	0.66		0.040	0.018	mg/L		07/14/24 10:25	07/14/24 14:05	1
Molybdenum	0.29		0.0050	0.00069	mg/L		07/14/24 10:25	07/14/24 14:05	1

Client Sample Results

Client: Geosyntec Consultants Inc
Project/Site: Plant Hammond

Job ID: 705-1754-1

Client Sample ID: HAM-PT-10-0713-FIL-AM

Lab Sample ID: 705-1754-5

Date Collected: 07/13/24 08:50

Matrix: Water

Date Received: 07/14/24 08:46

Method: SW846 6010D - Metals (ICP) - Dissolved

Analyte	Result	Qualifier	RL	MDL	Unit	D	Prepared	Analyzed	Dil Fac
Boron, Dissolved	**1.7**		0.040	0.026	mg/L			07/14/24 11:22	1

Method: SW846 6020B - Metals (ICP/MS) - Dissolved

Analyte	Result	Qualifier	RL	MDL	Unit	D	Prepared	Analyzed	Dil Fac
Iron, Dissolved	ND		0.040	0.018	mg/L			07/14/24 12:31	1
Molybdenum, Dissolved	**0.17**		0.0050	0.00069	mg/L			07/14/24 12:31	1

Client Sample Results

Client: Geosyntec Consultants Inc
Project/Site: Plant Hammond

Job ID: 705-1754-1

Client Sample ID: HAM-PT-10-0713-UNF-AM

Lab Sample ID: 705-1754-6

Date Collected: 07/13/24 08:50
Date Received: 07/14/24 08:46

Matrix: Water

Method: SW846 6010D - Metals (ICP)

Analyte	Result	Qualifier	RL	MDL	Unit	D	Prepared	Analyzed	Dil Fac
Boron	1.6		0.040	0.026	mg/L		07/14/24 10:04	07/14/24 12:42	1

Method: SW846 6020B - Metals (ICP/MS) - Total Recoverable

Analyte	Result	Qualifier	RL	MDL	Unit	D	Prepared	Analyzed	Dil Fac
Iron	0.19		0.040	0.018	mg/L		07/14/24 10:25	07/14/24 14:07	1
Molybdenum	0.16		0.0050	0.00069	mg/L		07/14/24 10:25	07/14/24 14:07	1

Client Sample Results

Client: Geosyntec Consultants Inc
Project/Site: Plant Hammond

Job ID: 705-1754-1

Client Sample ID: HAM-PT-10-0713-FIL-PM

Lab Sample ID: 705-1754-7

Date Collected: 07/13/24 16:40
Date Received: 07/14/24 08:46

Matrix: Water

Method: SW846 6010D - Metals (ICP) - Dissolved

Analyte	Result	Qualifier	RL	MDL	Unit	D	Prepared	Analyzed	Dil Fac
Boron, Dissolved	**1.7**		0.040	0.026	mg/L			07/14/24 11:24	1

Method: SW846 6020B - Metals (ICP/MS) - Dissolved

Analyte	Result	Qualifier	RL	MDL	Unit	D	Prepared	Analyzed	Dil Fac
Iron, Dissolved	ND		0.040	0.018	mg/L			07/14/24 12:34	1
Molybdenum, Dissolved	**0.16**		0.0050	0.00069	mg/L			07/14/24 12:34	1

Client Sample Results

Client: Geosyntec Consultants Inc
Project/Site: Plant Hammond

Job ID: 705-1754-1

Client Sample ID: HAM-PT-10-0713-UNF-PM

Lab Sample ID: 705-1754-8

Date Collected: 07/13/24 16:40
Matrix: Water
Date Received: 07/14/24 08:46

Method: SW846 6010D - Metals (ICP)

Analyte	Result	Qualifier	RL	MDL	Unit	D	Prepared	Analyzed	Dil Fac
Boron	1.6		0.040	0.026	mg/L		07/14/24 10:04	07/14/24 12:44	1

Method: SW846 6020B - Metals (ICP/MS) - Total Recoverable

Analyte	Result	Qualifier	RL	MDL	Unit	D	Prepared	Analyzed	Dil Fac
Iron	0.12		0.040	0.018	mg/L		07/14/24 10:25	07/14/24 14:09	1
Molybdenum	0.18		0.0050	0.00069	mg/L		07/14/24 10:25	07/14/24 14:09	1

Client Sample Results

Client: Geosyntec Consultants Inc
Project/Site: Plant Hammond

Job ID: 705-1754-1

Client Sample ID: HAM-PT-11-0713-FIL

Lab Sample ID: 705-1754-9

Date Collected: 07/13/24 18:00
Matrix: Water
Date Received: 07/14/24 08:46

Method: SW846 6010D - Metals (ICP) - Dissolved

Analyte	Result	Qualifier	RL	MDL	Unit	D	Prepared	Analyzed	Dil Fac
Boron, Dissolved	0.60		0.040	0.026	mg/L			07/14/24 11:27	1

Method: SW846 6020B - Metals (ICP/MS) - Dissolved

Analyte	Result	Qualifier	RL	MDL	Unit	D	Prepared	Analyzed	Dil Fac
Iron, Dissolved	9.0		0.040	0.018	mg/L			07/14/24 12:36	1
Molybdenum, Dissolved	0.022		0.0050	0.00069	mg/L			07/14/24 12:36	1

Client Sample Results

Client: Geosyntec Consultants Inc
Project/Site: Plant Hammond

Job ID: 705-1754-1

Client Sample ID: HAM-PT-11-0713-UNF

Lab Sample ID: 705-1754-10

Date Collected: 07/13/24 18:00
Date Received: 07/14/24 08:46

Matrix: Water

Method: SW846 6010D - Metals (ICP)

Analyte	Result	Qualifier	RL	MDL	Unit	D	Prepared	Analyzed	Dil Fac
Boron	0.57		0.040	0.026	mg/L		07/14/24 10:04	07/14/24 12:47	1

Method: SW846 6020B - Metals (ICP/MS) - Total Recoverable

Analyte	Result	Qualifier	RL	MDL	Unit	D	Prepared	Analyzed	Dil Fac
Iron	11		0.040	0.018	mg/L		07/14/24 10:25	07/14/24 14:12	1
Molybdenum	0.024		0.0050	0.00069	mg/L		07/14/24 10:25	07/14/24 14:12	1

Client Sample Results

Client: Geosyntec Consultants Inc
Project/Site: Plant Hammond

Job ID: 705-1754-1

Client Sample ID: HAM-PT-12-0713-FIL

Lab Sample ID: 705-1754-11

Date Collected: 07/13/24 18:00
Matrix: Water
Date Received: 07/14/24 08:46

Method: SW846 6010D - Metals (ICP) - Dissolved

Analyte	Result	Qualifier	RL	MDL	Unit	D	Prepared	Analyzed	Dil Fac
Boron, Dissolved	1.3		0.040	0.026	mg/L			07/14/24 11:30	1

Method: SW846 6020B - Metals (ICP/MS) - Dissolved

Analyte	Result	Qualifier	RL	MDL	Unit	D	Prepared	Analyzed	Dil Fac
Iron, Dissolved	0.024	J	0.040	0.018	mg/L			07/14/24 12:39	1
Molybdenum, Dissolved	0.23		0.0050	0.00069	mg/L			07/14/24 12:39	1

Client Sample Results

Client: Geosyntec Consultants Inc
Project/Site: Plant Hammond

Job ID: 705-1754-1

Client Sample ID: HAM-PT-12-0713-UNF

Lab Sample ID: 705-1754-12

Date Collected: 07/13/24 18:00
Matrix: Water
Date Received: 07/14/24 08:46

Method: SW846 6010D - Metals (ICP)

Analyte	Result	Qualifier	RL	MDL	Unit	D	Prepared	Analyzed	Dil Fac
Boron	1.2		0.040	0.026	mg/L		07/14/24 10:04	07/14/24 12:50	1

Method: SW846 6020B - Metals (ICP/MS) - Total Recoverable

Analyte	Result	Qualifier	RL	MDL	Unit	D	Prepared	Analyzed	Dil Fac
Iron	0.22		0.040	0.018	mg/L		07/14/24 10:25	07/14/24 13:39	1
Molybdenum	0.23		0.0050	0.00069	mg/L		07/14/24 10:25	07/14/24 13:39	1

QC Sample Results

Client: Geosyntec Consultants Inc
Project/Site: Plant Hammond

Job ID: 705-1752-1

Method: 6010D - Metals (ICP)

Lab Sample ID: MB 705-3323/1-A — **Client Sample ID: Method Blank**
Matrix: Water — **Prep Type: Total/NA**
Analysis Batch: 3347 — **Prep Batch: 3323**

Analyte	MB Result	MB Qualifier	RL	MDL	Unit	D	Prepared	Analyzed	Dil Fac
Aoron	MD		0.020	0.0N	m4/6		07/1g/N2 0L:5N	07/1g/N2 1g:10	1

Lab Sample ID: LCS 705-3323/2-A — **Client Sample ID: Lab Control Sample**
Matrix: Water — **Prep Type: Total/NA**
Analysis Batch: 3347 — **Prep Batch: 3323**

Analyte	Spike Added	LCS Result	LCS Qualifier	Unit	D	%Rec	%Rec Limits
Aoron	1.00	0.L. 3		m4/6		L7	30 - 1N0

Lab Sample ID: 705-1720-A-5-C MS — **Client Sample ID: Matrix Spike**
Matrix: Water — **Prep Type: Total/NA**
Analysis Batch: 3347 — **Prep Batch: 3323**

Analyte	Sample Result	Sample Qualifier	Spike Added	MS Result	MS Qualifier	Unit	D	%Rec	%Rec Limits
Aoron	0.2.		1.00	1.g3		m4/6		LN	75 - 1N5

Lab Sample ID: 705-1720-A-5-D MSD — **Client Sample ID: Matrix Spike Duplicate**
Matrix: Water — **Prep Type: Total/NA**
Analysis Batch: 3347 — **Prep Batch: 3323**

Analyte	Sample Result	Sample Qualifier	Spike Added	MSD Result	MSD Qualifier	Unit	D	%Rec	%Rec Limits	RPD	RPD Limit
Aoron	0.2.		1.00	1.g3		m4/6		LN	75 - 1N5	0	N0

Lab Sample ID: MB 705-3325/1-A — **Client Sample ID: Method Blank**
Matrix: Water — **Prep Type: Dissol8ed**
Analysis Batch: 3331

Analyte	MB Result	MB Qualifier	RL	MDL	Unit	D	Prepared	Analyzed	Dil Fac
Aoron9Dissol8ed	MD		0.020	0.0N	m4/6			07/1g/N2 11:1L	1

Lab Sample ID: LCS 705-3325/2-A — **Client Sample ID: Lab Control Sample**
Matrix: Water — **Prep Type: Dissol8ed**
Analysis Batch: 3331

Analyte	Spike Added	LCS Result	LCS Qualifier	Unit	D	%Rec	%Rec Limits
Aoron9Dissol8ed	1.00	1.02		m4/6		102	30 - 1N0

Lab Sample ID: LCSD 705-3325/3-A — **Client Sample ID: Lab Control Sample Dup**
Matrix: Water — **Prep Type: Dissol8ed**
Analysis Batch: 3331

Analyte	Spike Added	LCSD Result	LCSD Qualifier	Unit	D	%Rec	%Rec Limits	RPD	RPD Limit
Aoron9Dissol8ed	1.00	1.02		m4/6		102	30 - 1N0	0	N0

QC Sample Results

Client: Geosyntec Consultants Inc
Project/Site: Plant Hammond

Job ID: 705-1752-1

Method: 6020B - Metals (ICP/MS)

Lab Sample ID: MB 705-3357/1-A
Matrix: Water
Analysis Batch: 3374

Client Sample ID: Method Blank
Prep Type: Total Recoverable
Prep Batch: 3357

Analyte	MB Result	MB Qualifier	RL	MDL	Unit	D	Prepared	Analyzed	Dil Fac
Iron	MD		0.020	0.013	mg/L		07/12/24 10:45	07/12/24 19:55	1
Molybdenum	MD		0.0050	0.0000. L	mg/L		07/12/24 10:45	07/12/24 19:55	1

Lab Sample ID: LCS 705-3357/2-A
Matrix: Water
Analysis Batch: 3374

Client Sample ID: Lab Control Sample
Prep Type: Total Recoverable
Prep Batch: 3357

Analyte	Spike Added	LCS Result	LCS Qualifier	Unit	D	%Rec	%Rec Limits
Iron	1.00	1.0.		mg/L		10.	80 - 120
Molybdenum	0.100	0.10g		mg/L		10g	80 - 120

Lab Sample ID: 705-1754-12 MS
Matrix: Water
Analysis Batch: 3374

Client Sample ID: vAM-PT-12-0713-UNF
Prep Type: Total Recoverable
Prep Batch: 3357

Analyte	Sample Result	Sample Qualifier	Spike Added	MS Result	MS Qualifier	Unit	D	%Rec	%Rec Limits
Iron	0.NN		1.00	1.05		mg/L		102	75 - 125
Molybdenum	0.Ng		0.100	0.gN2		mg/L		LL	75 - 125

Lab Sample ID: 705-1754-12 MSD
Matrix: Water
Analysis Batch: 3374

Client Sample ID: vAM-PT-12-0713-UNF
Prep Type: Total Recoverable
Prep Batch: 3357

Analyte	Sample Result	Sample Qualifier	Spike Added	MSD Result	MSD Qualifier	Unit	D	%Rec	%Rec Limits	RPD	RPD Limit
Iron	0.NN		1.00	1.07		mg/L		105	75 - 125	1	20
Molybdenum	0.Ng		0.100	0.gg0		mg/L		102	75 - 125	N	20

Lab Sample ID: MB 705-3324/1-A
Matrix: Water
Analysis Batch: 3350

Client Sample ID: Method Blank
Prep Type: Dissolved

Analyte	MB Result	MB Qualifier	RL	MDL	Unit	D	Prepared	Analyzed	Dil Fac
Iron9Dissolved	MD		0.020	0.013	mg/L			07/19/24 11:20	1
Molybdenum9Dissolved	MD		0.0050	0.0000. L	mg/L			07/19/24 11:20	1

Lab Sample ID: LCS 705-3324/2-A
Matrix: Water
Analysis Batch: 3350

Client Sample ID: Lab Control Sample
Prep Type: Dissolved

Analyte	Spike Added	LCS Result	LCS Qualifier	Unit	D	%Rec	%Rec Limits
Iron9Dissolved	1.00	0.3NL		mg/L		3g	80 - 120
Molybdenum9Dissolved	0.100	0.0LNg		mg/L		LN	80 - 120

Lab Sample ID: LCSD 705-3324/3-A
Matrix: Water
Analysis Batch: 3350

Client Sample ID: Lab Control Sample Dup
Prep Type: Dissolved

Analyte	Spike Added	LCSD Result	LCSD Qualifier	Unit	D	%Rec	%Rec Limits	RPD	RPD Limit
Iron9Dissolved	1.00	0.300		mg/L		30	80 - 120	2	20
Molybdenum9Dissolved	0.100	0.03L1		mg/L		3L	80 - 120	2	20

Lab Chronicle

Client: Geosyntec Consultants Inc
Project/Site: Plant Hammond

Job ID: 705-1754-1

Client Sample ID: HAM-PT-09-0713-FIL-AM — Lab Sample ID: 705-1754-1

Date Collected: 07/13/24 08:50 — **Matrix: Water**
Date Received: 07/14/24 08:46

Prep Type	Batch Type	Batch Method	Run	Dilution Factor	Batch Number	Analyst	Lab	Prepared or Analyzed
Dissolved	Analysis	6010D		1	3362	KB	EET ATL	07/14/24 11:10
Dissolved	Analysis	6020B		1	3373	TA	EET ATL	07/14/24 12:27

Client Sample ID: HAM-PT-09-0713-UNF-AM — Lab Sample ID: 705-1754-2

Date Collected: 07/13/24 08:50 — **Matrix: Water**
Date Received: 07/14/24 08:46

Prep Type	Batch Type	Batch Method	Run	Dilution Factor	Batch Number	Analyst	Lab	Prepared or Analyzed
Total/NA	Prep	3010A			3323	EF	EET ATL	07/14/24 10:04
Total/NA	Analysis	6010D		1	3370	KB	EET ATL	07/14/24 12:36
Total Recoverable	Prep	3005A			3357	EF	EET ATL	07/14/24 10:25
Total Recoverable	Analysis	6020B		1	3374	TA	EET ATL	07/14/24 14:02

Client Sample ID: HAM-PT-09-0713-FIL-PM — Lab Sample ID: 705-1754-3

Date Collected: 07/13/24 16:40 — **Matrix: Water**
Date Received: 07/14/24 08:46

Prep Type	Batch Type	Batch Method	Run	Dilution Factor	Batch Number	Analyst	Lab	Prepared or Analyzed
Dissolved	Analysis	6010D		1	3362	KB	EET ATL	07/14/24 11:13
Dissolved	Analysis	6020B		1	3373	TA	EET ATL	07/14/24 12:29

Client Sample ID: HAM-PT-09-0713-UNF-PM — Lab Sample ID: 705-1754-4

Date Collected: 07/13/24 16:40 — **Matrix: Water**
Date Received: 07/14/24 08:46

Prep Type	Batch Type	Batch Method	Run	Dilution Factor	Batch Number	Analyst	Lab	Prepared or Analyzed
Total/NA	Prep	3010A			3323	EF	EET ATL	07/14/24 10:04
Total/NA	Analysis	6010D		1	3370	KB	EET ATL	07/14/24 12:39
Total Recoverable	Prep	3005A			3357	EF	EET ATL	07/14/24 10:25
Total Recoverable	Analysis	6020B		1	3374	TA	EET ATL	07/14/24 14:05

Client Sample ID: HAM-PT-10-0713-FIL-AM — Lab Sample ID: 705-1754-5

Date Collected: 07/13/24 08:50 — **Matrix: Water**
Date Received: 07/14/24 08:46

Prep Type	Batch Type	Batch Method	Run	Dilution Factor	Batch Number	Analyst	Lab	Prepared or Analyzed
Dissolved	Analysis	6010D		1	3362	KB	EET ATL	07/14/24 11:22
Dissolved	Analysis	6020B		1	3373	TA	EET ATL	07/14/24 12:31

Client Sample ID: HAM-PT-10-0713-UNF-AM — Lab Sample ID: 705-1754-6

Date Collected: 07/13/24 08:50 — **Matrix: Water**
Date Received: 07/14/24 08:46

Prep Type	Batch Type	Batch Method	Run	Dilution Factor	Batch Number	Analyst	Lab	Prepared or Analyzed
Total/NA	Prep	3010A			3323	EF	EET ATL	07/14/24 10:04
Total/NA	Analysis	6010D		1	3370	KB	EET ATL	07/14/24 12:42

Lab Chronicle

Client: Geosyntec Consultants Inc
Project/Site: Plant Hammond

Job ID: 705-1754-1

Client Sample ID: HAM-PT-10-0713-UNF-AM
Lab Sample ID: 705-1754-6

Date Collected: 07/13/24 08:50
Matrix: Water
Date Received: 07/14/24 08:46

Prep Type	Batch Type	Batch Method	Run	Dilution Factor	Batch Number	Analyst	Lab	Prepared or Analyzed
Total Recoverable	Prep	3005A			3357	EF	EET ATL	07/14/24 10:25
Total Recoverable	Analysis	6020B		1	3374	TA	EET ATL	07/14/24 14:07

Client Sample ID: HAM-PT-10-0713-FIL-PM
Lab Sample ID: 705-1754-7

Date Collected: 07/13/24 16:40
Matrix: Water
Date Received: 07/14/24 08:46

Prep Type	Batch Type	Batch Method	Run	Dilution Factor	Batch Number	Analyst	Lab	Prepared or Analyzed
Dissolved	Analysis	6010D		1	3362	KB	EET ATL	07/14/24 11:24
Dissolved	Analysis	6020B		1	3373	TA	EET ATL	07/14/24 12:34

Client Sample ID: HAM-PT-10-0713-UNF-PM
Lab Sample ID: 705-1754-8

Date Collected: 07/13/24 16:40
Matrix: Water
Date Received: 07/14/24 08:46

Prep Type	Batch Type	Batch Method	Run	Dilution Factor	Batch Number	Analyst	Lab	Prepared or Analyzed
Total/NA	Prep	3010A			3323	EF	EET ATL	07/14/24 10:04
Total/NA	Analysis	6010D		1	3370	KB	EET ATL	07/14/24 12:44
Total Recoverable	Prep	3005A			3357	EF	EET ATL	07/14/24 10:25
Total Recoverable	Analysis	6020B		1	3374	TA	EET ATL	07/14/24 14:09

Client Sample ID: HAM-PT-11-0713-FIL
Lab Sample ID: 705-1754-9

Date Collected: 07/13/24 18:00
Matrix: Water
Date Received: 07/14/24 08:46

Prep Type	Batch Type	Batch Method	Run	Dilution Factor	Batch Number	Analyst	Lab	Prepared or Analyzed
Dissolved	Analysis	6010D		1	3362	KB	EET ATL	07/14/24 11:27
Dissolved	Analysis	6020B		1	3373	TA	EET ATL	07/14/24 12:36

Client Sample ID: HAM-PT-11-0713-UNF
Lab Sample ID: 705-1754-10

Date Collected: 07/13/24 18:00
Matrix: Water
Date Received: 07/14/24 08:46

Prep Type	Batch Type	Batch Method	Run	Dilution Factor	Batch Number	Analyst	Lab	Prepared or Analyzed
Total/NA	Prep	3010A			3323	EF	EET ATL	07/14/24 10:04
Total/NA	Analysis	6010D		1	3370	KB	EET ATL	07/14/24 12:47
Total Recoverable	Prep	3005A			3357	EF	EET ATL	07/14/24 10:25
Total Recoverable	Analysis	6020B		1	3374	TA	EET ATL	07/14/24 14:12

Client Sample ID: HAM-PT-12-0713-FIL
Lab Sample ID: 705-1754-11

Date Collected: 07/13/24 18:00
Matrix: Water
Date Received: 07/14/24 08:46

Prep Type	Batch Type	Batch Method	Run	Dilution Factor	Batch Number	Analyst	Lab	Prepared or Analyzed
Dissolved	Analysis	6010D		1	3362	KB	EET ATL	07/14/24 11:30
Dissolved	Analysis	6020B		1	3373	TA	EET ATL	07/14/24 12:39

Lab Chronicle

Client: Geosyntec Consultants Inc
Project/Site: Plant Hammond

Job ID: 705-1754-1

Client Sample ID: HAM-PT-12-0713-UNF

Lab Sample ID: 705-1754-12

Date Collected: 07/13/24 18:00
Date Received: 07/14/24 08:46

Matrix: Water

Prep Type	Batch Type	Batch Method	Run	Dilution Factor	Batch Number	Analyst	Lab	Prepared or Analyzed
Total/NA	Prep	3010A			3323	EF	EET ATL	07/14/24 10:04
Total/NA	Analysis	6010D		1	3370	KB	EET ATL	07/14/24 12:50
Total Recoverable	Prep	3005A			3357	EF	EET ATL	07/14/24 10:25
Total Recoverable	Analysis	6020B		1	3374	TA	EET ATL	07/14/24 13:39

Laboratory References:

EET ATL = Eurofins Atlanta, 3080 Presidential Dr, Atlanta, GA 30340, TEL (770)457-8177

Accreditation/Certification Summary

Client: Geosyntec Consultants Inc
Project/Site: Plant Hammond

Job ID: 705-1754-1

Laboratory: Eurofins Atlanta

The accreditations/certifications listed below are applicable to this report.

Authority	Program	Identification Number	Expiration Date
Florida	NELAP	E87582	06-30-25

Method Summary

Client: Geosyntec Consultants Inc
Project/Site: Plant Hammond

Job ID: 705-1752-1

Method	Method Description	Protocol	Laboratory
W010D	8 etals 4ICP6	SA M2W	(( ) E) T
W0L0B	8 etals 4ICP/8 S6	SA M2W	(( ) E) T
3005E	Preparation,) otal Recoverable or Dissolved 8 etals	SA M2W	(( ) E) T
3010E	Preparation,) otal 8 etals	SA M2W	(( ) E) T

Protocol References:

SA M2W= ") est 8 ethods For (valuating Solid A aste, Physical/Chemical 8 ethods",) hird (dition, November 19MWEnd Its Updates.

Laboratory References:

(( ) E) T = (urofins Etlanta, 30M0 Presidential Dr, Etlanta, GE 30320,) (T 4770 6257-M177

Sample Summary

Client: Geosyntec Consultants Inc
Project/Site: Plant Hammond

Job ID: 705-1754-1

Lab Sample ID	Client Sample ID	Matrix	Collected	Received
705-1754-1	HAM-PT-09-0713-FIL-AM	Water	07/13/24 08:50	07/14/24 08:46
705-1754-2	HAM-PT-09-0713-UNF-AM	Water	07/13/24 08:50	07/14/24 08:46
705-1754-3	HAM-PT-09-0713-FIL-PM	Water	07/13/24 16:40	07/14/24 08:46
705-1754-4	HAM-PT-09-0713-UNF-PM	Water	07/13/24 16:40	07/14/24 08:46
705-1754-5	HAM-PT-10-0713-FIL-AM	Water	07/13/24 08:50	07/14/24 08:46
705-1754-6	HAM-PT-10-0713-UNF-AM	Water	07/13/24 08:50	07/14/24 08:46
705-1754-7	HAM-PT-10-0713-FIL-PM	Water	07/13/24 16:40	07/14/24 08:46
705-1754-8	HAM-PT-10-0713-UNF-PM	Water	07/13/24 16:40	07/14/24 08:46
705-1754-9	HAM-PT-11-0713-FIL	Water	07/13/24 18:00	07/14/24 08:46
705-1754-10	HAM-PT-11-0713-UNF	Water	07/13/24 18:00	07/14/24 08:46
705-1754-11	HAM-PT-12-0713-FIL	Water	07/13/24 18:00	07/14/24 08:46
705-1754-12	HAM-PT-12-0713-UNF	Water	07/13/24 18:00	07/14/24 08:46

Login Sample Receipt Checklist

Client: Geosyntec Consultants Inc

Job Number: 705-1754-1

Login Number: 1754
List Number: 1
Creator: Bellinger, Arabia

List Source: Eurofins Atlanta

Question	Answer	Comment
Radioactivity wasn't checked or is </= background as measured by a survey meter.	N/A	
The cooler's custody seal, if present, is intact.	N/A	
Sample custody seals, if present, are intact.	N/A	
The cooler or samples do not appear to have been compromised or tampered with.	True	
Samples were received on ice.	True	
Cooler Temperature is acceptable.	True	
Cooler Temperature is recorded.	True	
COC is present.	True	
COC is filled out in ink and legible.	True	
COC is filled out with all pertinent information.	True	
Is the Field Sampler's name present on COC?	True	
There are no discrepancies between the containers received and the COC.	True	
Samples are received within Holding Time (excluding tests with immediate HTs)	True	
Sample containers have legible labels.	True	
Containers are not broken or leaking.	True	
Sample collection date/times are provided.	False	No time on COC for PT-12 UNF, logged in per container labell
Appropriate sample containers are used.	True	
Sample bottles are completely filled.	True	
Sample Preservation Verified.	True	
There is sufficient vol. for all requested analyses, incl. any requested MS/MSDs	True	
Containers requiring zero headspace have no headspace or bubble is <6mm (1/4").	N/A	
Multiphasic samples are not present.	True	
Samples do not require splitting or compositing.	True	
Residual Chlorine Checked.	N/A	

END OF REPORT

eurofins | Environment Testing

ANALYTICAL REPORT

PREPARED FOR

Attn: Kip Gray
Geosyntec Consultants Inc
1255 Roberts Blvd. NW
Suite 200
Kennesaw, Georgia 30144

Generated 7/15/2024 6:58:03 PM

JOB DESCRIPTION

Plant Hammond

JOB NUMBER

705-1758-1

Eurofins Atlanta
3080 Presidential Dr
Atlanta GA 30340

See page two for job notes and contact information.

my EOL

Eurofins Atlanta

Job Notes

The test results in this report relate only to the samples as received by the laboratory and will meet all requirements of the methodology, with any exceptions noted. This report shall not be reproduced except in full, without the express written approval of the laboratory. All questions should be directed to the Eurofins Environment Testing Southeast, LLC Project Manager.

Authorization

Generated
7/15/2024 6:58:03 PM

Authorized for release by
David Fuller, Project Manager
David.Fuller@et.eurofinsus.com
(770)344-8986

Table of Contents

Definitions/Glossary

Client: Geosyntec Consultants Inc
Project/Site: Plant Hammond

Job ID: 705-1758-1

Qualifiers

Metals

Qualifier	Qualifier Description
4	MS, MSD: The analyte present in the original sample is greater than 4 times the matrix spike concentration; therefore, control limits are not applicable.

Glossary

Abbreviation	These commonly used abbreviations may or may not be present in this report.
¤	Listed under the "D" column to designate that the result is reported on a dry weight basis
%R	Percent Recovery
CFL	Contains Free Liquid
CFU	Colony Forming Unit
CNF	Contains No Free Liquid
DER	Duplicate Error Ratio (normalized absolute difference)
Dil Fac	Dilution Factor
DL	Detection Limit (DoD/DOE)
DL, RA, RE, IN	Indicates a Dilution, Re-analysis, Re-extraction, or additional Initial metals/anion analysis of the sample
DLC	Decision Level Concentration (Radiochemistry)
EDL	Estimated Detection Limit (Dioxin)
LOD	Limit of Detection (DoD/DOE)
LOQ	Limit of Quantitation (DoD/DOE)
MCL	EPA recommended "Maximum Contaminant Level"
MDA	Minimum Detectable Activity (Radiochemistry)
MDC	Minimum Detectable Concentration (Radiochemistry)
MDL	Method Detection Limit
ML	Minimum Level (Dioxin)
MPN	Most Probable Number
MQL	Method Quantitation Limit
NC	Not Calculated
ND	Not Detected at the reporting limit (or MDL or EDL if shown)
NEG	Negative / Absent
POS	Positive / Present
PQL	Practical Quantitation Limit
PRES	Presumptive
QC	Quality Control
RER	Relative Error Ratio (Radiochemistry)
RL	Reporting Limit or Requested Limit (Radiochemistry)
RPD	Relative Percent Difference, a measure of the relative difference between two points
TEF	Toxicity Equivalent Factor (Dioxin)
TEQ	Toxicity Equivalent Quotient (Dioxin)
TNTC	Too Numerous To Count

Eurofins Atlanta
3080 Presidential Dr
Atlanta, GA 30340
Phone (770) 457-8177

Chain of Custody Record

eurofins | Environment Testing

Client Information	Sampler: Jamie Newsome	Lab PM: David Fuller / Phone 770-344-8986	Carrier Tracking No(s):	COC No:
Client Contact: Kip Gray	Phone:	E-Mail: David.Fuller@et.eurofinsus.com	State of Origin: GA	Page: Page of
Company: Geosyntec Consultants Inc	PWSID:			Job #:
Address: 1255 Roberts Blvd, NW Suite 200	Due Date Requested:			
City: Kennesaw	TAT Requested (days): RUSH / 1 Day TAT			
State, Zip: GA, 30144	Compliance Project: Δ Yes Δ No			
Phone:	Lab Project #: 70500911 (DO NOT REMOVE)			
Email: Kip.Gray@Geosyntec.com	PO #:			
Project Name: Plant Hammond	Project #:			
Task Code: Task Code#.	SSOW#:			

Analysis Requested

Preservation Codes: D - HNO3

Other:

Sample Identification	Sample Date	Sample Time	Sample Type (C=comp, G=grab)	Matrix (W=water S=solid, O=waste/oil, BT=Tissue, A=Air)	6010D - Total Boron	6020B - Total Arsenic and Iron	6020B - Total Iron and Molybdenum	6010D - Dissolved Boron - Field Filtered (FF)	6020B - Dissolved Arsenic and Iron (FF)	6020B - Dissolved Iron and Molybdenum (FF)	Special Instructions/Note:
HAM PT 13-0714-FIL AM	7/14/24	835	G	W	X			X	X		
HAM PT-13-0714 UNF-AM	7/14/24	835	G	W		X	X				
HAM-PT 13 0714-FIL PM	7/14/24	1700	G	W	X			X	X		
HAM PT-13 0714 UNF PM	7/14/24	1700	G	W		X	X				
HAM-PT 14-0714-FIL AM	7/14/24	815	G	W	X			X	X		
HAM PT 14-0714-UNF-AM	7/14/24	815	G	W		X	X				
HAM-PT-14-0714-FIL-PM	7/14/24	1715	G	W	X			X	X		
HAM-PT-14 0714-UNF-PM	7/14/24	1715	G	W		X	X				
HAM PT-15-0714-FIL-PM	7/14/24	1730	G	W	X			X	X		
HAM PT 15 0714-UNF PM	7/14/24	1730	G	W		X	X				

7
05-1758 COC

Possible Hazard Identification
☐ Non-Hazard ☐ Flammable ☐ Skin Irritant ☐ Poison B ☐ Unknown ☐ Radiological

Sample Disposal (A fee may be assessed if samples are retained longer than 1 month)
☐ Return To Client ☐ Disposal By Lab ☐ Archive For _____ Months

Deliverable Requested I, II, III, IV, Other (specify)

Special Instructions/QC Requirements

Empty Kit Relinquished by	Date	Time	Method of Shipment:

Relinquished by:	Date/Time: 7/15/24 7:00	Company	Received by:	Date/Time: 7-15-24 7:00	Company
Relinquished by:	Date/Time: 7-15-24 8:00	Company	Received by:	Date/Time: 07.15.24 9:08	Company: Eurofins
Relinquished by:	Date/Time:	Company	Received by:	Date/Time:	Company

Custody Seals Intact: Δ Yes Δ No	Custody Seal No.	Cooler Temperature(s) °C and Other Remarks: #2665 3.5°C

Ver: 04/02/2024 7/15/2024

Job ID: 705-1758-1 Eurofins Atlanta

Job Narrative
705-1758-1

Analytical test results meet all requirements of the associated regulatory program listed on the Accreditation/Certification Summary Page unless otherwise noted under the individual analysis. Data qualifiers are applied to indicate exceptions. Noncompliant quality control (QC) is further explained in narrative comments.

- Matrix QC may not be reported if insufficient sample or site-specific QC samples were not submitted. In these situations, to demonstrate precision and accuracy at a batch level, a LCS/LCSD may be performed, unless otherwise specified in the method.
- Surrogate and/or isotope dilution analyte recoveries (if applicable) which are outside of the QC window are confirmed unless attributed to a dilution or otherwise noted in the narrative.

Receipt
The samples were received on 7/15/2024 9:08 AM. Unless otherwise noted below, the samples arrived in good condition, and, where required, properly preserved and on ice. The temperature of the cooler at receipt time was .5°C.

Metals
No additional analytical or quality issues were noted, other than those described above or in the Definitions/ Glossary page.

Client Sample Results

Client Sample ID: HAM-PT-13-0714-FIL-AM

Lab Sample ID: 705-1758-1

Date Collected: 07/14/24 08:35

Matrix: Water

Date Received: 07/15/24 09:08

Method: SW846 6010D - Metals (ICP) - Dissolved

Analyte	Result	Qualifier	RL	MDL	Unit	D	Prepared	Analyzed	Dil Fac
Boron, Dissolved	0.57		0r0d0	0r0. 4	S 6rg			07r15r. d 1L:13	1

Method: SW846 6020B - Metals (ICP/MS) - Dissolved

Analyte	Result	Qualifier	RL	MDL	Unit	D	Prepared	Analyzed	Dil Fac
Arsenic, Dissolved	0.29		0r0050	0r001L	S 6rg			07r15r. d 15:. 0	1
Iron, Dissolved	15		0r0d0	0r013	S 6rg			07r15r. d 15:. 0	1

Client Sample Results

9 2Ci e n l ot G- e s 9 o i t y 2 c i e t l i s
u æ o P s e j G e : u 2 c i e / c S S o i H

Job ID: 705-1753-1

Client Sample ID: HAM-PT-13-0714-UNF-AM

Lab Sample ID: 705-1758-2

Date Collected: 07/14/24 08:35

Matrix: Water

Date Received: 07/15/24 09:08

Method: SW846 6010D - Metals (ICP)

Analyte	Result	Qualifier	RL	MDL	Unit	D	Prepared	Analyzed	Dil Fac
Boron	0.61		0r0d0	0r0. 4	S 6rg		07r15r. d 1. :0.	07r15r. d 15:17	1

Method: SW846 6020B - Metals (ICP/MS) - Total Recoverable

Analyte	Result	Qualifier	RL	MDL	Unit	D	Prepared	Analyzed	Dil Fac
Arsenic	0.30		0r0050	0r001L	S 6rg		07r15r. d 11:. 0	07r15r. d 17:03	1
Iron	27		0r0d0	0r013	S 6rg		07r15r. d 11:. 0	07r15r. d 17:03	1

Client Sample Results

Client Sample ID: HAM-PT-13-0714-FIL-PM

Lab Sample ID: 705-1758-3

Date Collected: 07/14/24 17:00

Matrix: Water

Date Received: 07/15/24 09:08

Method: SW846 6010D - Metals (ICP) - Dissolved

Analyte	Result	Qualifier	RL	MDL	Unit	D	Prepared	Analyzed	Dil Fac
Boron, Dissolved	0.43		0r0d0	0r0. 4	S 6rg			07r15r. d 1L:. 1	1

Method: SW846 6020B - Metals (ICP/MS) - Dissolved

Analyte	Result	Qualifier	RL	MDL	Unit	D	Prepared	Analyzed	Dil Fac
Arsenic, Dissolved	0.23		0r0050	0r001L	S 6rg			07r15r. d 15:. .	1
Iron, Dissolved	20		0r0d0	0r013	S 6rg			07r15r. d 15:. .	1

Client Sample Results

Client Sample ID: HAM-PT-13-0714-UNF-PM

Lab Sample ID: 705-1758-4

Date Collected: 07/14/24 17:00

Matrix: Water

Date Received: 07/15/24 09:08

Method: SW846 6010D - Metals (ICP)

Analyte	Result	Qualifier	RL	MDL	Unit	D	Prepared	Analyzed	Dil Fac
Boron	0.45		0r0d0	0r0. 4	S 6rg		07r15r. d 1. :0.	07r15r. d 15:5.	1

Method: SW846 6020B - Metals (ICP/MS) - Total Recoverable

Analyte	Result	Qualifier	RL	MDL	Unit	D	Prepared	Analyzed	Dil Fac
Arsenic	0.27		0r0050	0r001L	S 6rg		07r15r. d 11:. 0	07r15r. d 14:54	1
Iron	28		0r0d0	0r013	S 6rg		07r15r. d 11:. 0	07r15r. d 14:54	1

Client Sample Results

Client Sample ID: HAM-PT-14-0714-FIL-AM

Lab Sample ID: 705-1758-5

Date Collected: 07/14/24 08:15

Matrix: Water

Date Received: 07/15/24 09:08

Method: SW846 6010D - Metals (ICP) - Dissolved

Analyte	Result	Qualifier	RL	MDL	Unit	D	Prepared	Analyzed	Dil Fac
Boron, Dissolved	0.66		0r0d0	0r0. 4	S 6rg			07r15r. d 1L:. d	1

Method: SW846 6020B - Metals (ICP/MS) - Dissolved

Analyte	Result	Qualifier	RL	MDL	Unit	D	Prepared	Analyzed	Dil Fac
Arsenic, Dissolved	0.18		0r0050	0r001L	S 6rg			07r15r. d 15:. 5	1
Iron, Dissolved	14		0r0d0	0r013	S 6rg			07r15r. d 15:. 5	1

Client Sample Results

Client Sample ID: HAM-PT-14-0714-UNF-AM

Lab Sample ID: 705-1758-6

Date Collected: 07/14/24 08:15

Matrix: Water

Date Received: 07/15/24 09:08

Method: SW846 6010D - Metals (ICP)

Analyte	Result	Qualifier	RL	MDL	Unit	D	Prepared	Analyzed	Dil Fac
Boron	0.68		0r0d0	0r0. 4	S 6rg		07r15r. d 1. :0.	07r15r. d 15:55	1

Method: SW846 6020B - Metals (ICP/MS) - Total Recoverable

Analyte	Result	Qualifier	RL	MDL	Unit	D	Prepared	Analyzed	Dil Fac
Arsenic	0.20		0r0050	0r001L	S 6rg		07r15r. d 11:. 0	07r15r. d 17:10	1
Iron	48		0r0d0	0r013	S 6rg		07r15r. d 11:. 0	07r15r. d 17:10	1

Client Sample Results

Client Sample ID: HAM-PT-14-0714-FIL-PM

Lab Sample ID: 705-1758-7

Date Collected: 07/14/24 17:15

Matrix: Water

Date Received: 07/15/24 09:08

Method: SW846 6010D - Metals (ICP) - Dissolved

Analyte	Result	Qualifier	RL	MDL	Unit	D	Prepared	Analyzed	Dil Fac
Boron, Dissolved	0.28		0r0d0	0r0. 4	S 6rg			07r15r. d 1L:. 3	1

Method: SW846 6020B - Metals (ICP/MS) - Dissolved

Analyte	Result	Qualifier	RL	MDL	Unit	D	Prepared	Analyzed	Dil Fac
Arsenic, Dissolved	0.035		0r0050	0r001L	S 6rg			07r15r. d 15:. 7	1
Iron, Dissolved	19		0r0d0	0r013	S 6rg			07r15r. d 15:. 7	1

Client Sample Results

Client Sample ID: HAM-PT-14-0714-UNF-PM

Lab Sample ID: 705-1758-8

Date Collected: 07/14/24 17:15

Matrix: Water

Date Received: 07/15/24 09:08

Method: SW846 6010D - Metals (ICP)

Analyte	Result	Qualifier	RL	MDL	Unit	D	Prepared	Analyzed	Dil Fac
Boron	0.32		0.0d0	0.0. 4	S 6rg		07r15r. d 1. :0.	07r15r. d 15:53	1

Method: SW846 6020B - Metals (ICP/MS) - Total Recoverable

Analyte	Result	Qualifier	RL	MDL	Unit	D	Prepared	Analyzed	Dil Fac
Arsenic	0.14		0.0050	0.001L	S 6rg		07r15r. d 11:. 0	07r15r. d 17:1L	1
Iron	73		0.d0	0.13	S 6rg		07r15r. d 11:. 0	07r15r. d 17:. A	10

Client Sample Results

Client Sample ID: HAM-PT-15-0714-FIL-PM

Lab Sample ID: 705-1758-9

Date Collected: 07/14/24 17:30

Matrix: Water

Date Received: 07/15/24 09:08

Method: SW846 6010D - Metals (ICP) - Dissolved

Analyte	Result	Qualifier	RL	MDL	Unit	D	Prepared	Analyzed	Dil Fac
Boron, Dissolved	0.69		0r0d0	0r0. 4	S 6rg			07r15r. d 1L:L1	1

Method: SW846 6020B - Metals (ICP/MS) - Dissolved

Analyte	Result	Qualifier	RL	MDL	Unit	D	Prepared	Analyzed	Dil Fac
Arsenic, Dissolved	0.38		0r0050	0r001L	S 6rg			07r15r. d 15:L0	1
Iron, Dissolved	8.2		0r0d0	0r013	S 6rg			07r15r. d 15:L0	1

Client Sample Results

Client Sample ID: HAM-PT-15-0714-UNF-PM

Lab Sample ID: 705-1758-10

Date Collected: 07/14/24 17:30

Matrix: Water

Date Received: 07/15/24 09:08

Method: SW846 6010D - Metals (ICP)

Analyte	Result	Qualifier	RL	MDL	Unit	D	Prepared	Analyzed	Dil Fac
Boron	0.69		0r0d0	0r0. 4	S 6rg		07r15r. d 1. :0.	07r15r. d 14:01	1

Method: SW846 6020B - Metals (ICP/MS) - Total Recoverable

Analyte	Result	Qualifier	RL	MDL	Unit	D	Prepared	Analyzed	Dil Fac
Arsenic	0.42		0r0050	0r001L	S 6rg		07r15r. d 11:. 0	07r15r. d 17:. 0	1
Iron	14		0r0d0	0r013	S 6rg		07r15r. d 11:. 0	07r15r. d 17:. 0	1

QC Sample Results

Client: Geosyntec Consultants Inc
Project/Site: Plant Hammond

Job ID: 705-1758-1

Method: 6010D - Metals (ICP)

Lab Sample ID: MB 705-3429/1-A — **Client Sample ID: Method Blank**
Matrix: Water — **Prep Type: Total/NA**
Analysis Batch: 3496 — **Prep Batch: 3429**

Analyte	MB Result	MB Qualifier	RL	MDL	Unit	D	Prepared	Analyzed	Dil Fac
Boron	ND		0.040	0.026	mg/L		07/15/24 12:02	07/15/24 15:11	1

Lab Sample ID: LCS 705-3429/2-A — **Client Sample ID: Lab Control Sample**
Matrix: Water — **Prep Type: Total/NA**
Analysis Batch: 3496 — **Prep Batch: 3429**

Analyte	Spike Added	LCS Result	LCS Qualifier	Unit	D	%Rec	%Rec Limits
Boron	1.00	1.04		mg/L		104	80 - 120

Lab Sample ID: 705-1758-2 MS — **Client Sample ID: HAM-PT-13-0714-UNF-AM**
Matrix: Water — **Prep Type: Total/NA**
Analysis Batch: 3496 — **Prep Batch: 3429**

Analyte	Sample Result	Sample Qualifier	Spike Added	MS Result	MS Qualifier	Unit	D	%Rec	%Rec Limits
Boron	0.61		1.00	1.66		mg/L		105	75 - 125

Lab Sample ID: 705-1758-2 MSD — **Client Sample ID: HAM-PT-13-0714-UNF-AM**
Matrix: Water — **Prep Type: Total/NA**
Analysis Batch: 3496 — **Prep Batch: 3429**

Analyte	Sample Result	Sample Qualifier	Spike Added	MSD Result	MSD Qualifier	Unit	D	%Rec	%Rec Limits	RPD	RPD Limit
Boron	0.61		1.00	1.66		mg/L		105	75 - 125	0	20

Lab Sample ID: MB 705-3434/1-A — **Client Sample ID: Method Blank**
Matrix: Water — **Prep Type: Dissolved**
Analysis Batch: 3463

Analyte	MB Result	MB Qualifier	RL	MDL	Unit	D	Prepared	Analyzed	Dil Fac
Boron, Dissolved	ND		0.040	0.026	mg/L			07/15/24 13:03	1

Lab Sample ID: LCS 705-3434/2-A — **Client Sample ID: Lab Control Sample**
Matrix: Water — **Prep Type: Dissolved**
Analysis Batch: 3463

Analyte	Spike Added	LCS Result	LCS Qualifier	Unit	D	%Rec	%Rec Limits
Boron, Dissolved	1.00	1.04		mg/L		104	80 - 120

Lab Sample ID: LCSD 705-3434/3-A — **Client Sample ID: Lab Control Sample Dup**
Matrix: Water — **Prep Type: Dissolved**
Analysis Batch: 3463

Analyte	Spike Added	LCSD Result	LCSD Qualifier	Unit	D	%Rec	%Rec Limits	RPD	RPD Limit
Boron, Dissolved	1.00	0.973		mg/L		97	80 - 120	7	20

Method: 6020B - Metals (ICP/MS)

Lab Sample ID: MB 705-3424/1-A
Matrix: Water
Analysis Batch: 3516

Client Sample ID: Method Blank
Prep Type: Total Recoverable
Prep Batch: 3424

Analyte	MB Result	MB Qualifier	RL	MDL	Unit	D	Prepared	Analyzed	Dil Fac
Arsenic	ND		0.0050	0.0013	mg/L		07/15/24 11:20	07/15/24 16:51	1
Iron	ND		0.040	0.018	mg/L		07/15/24 11:20	07/15/24 16:51	1

Lab Sample ID: LCS 705-3424/2-A
Matrix: Water
Analysis Batch: 3516

Client Sample ID: Lab Control Sample
Prep Type: Total Recoverable
Prep Batch: 3424

Analyte	Spike Added	LCS Result	LCS Qualifier	Unit	D	%Rec	%Rec Limits
Arsenic	0.100	0.0898		mg/L		90	80 - 120
Iron	1.00	0.905		mg/L		91	80 - 120

Lab Sample ID: 705-1758-4 MS
Matrix: Water
Analysis Batch: 3516

Client Sample ID: HAM-PT-13-0714-UNF-PM
Prep Type: Total Recoverable
Prep Batch: 3424

Analyte	Sample Result	Sample Qualifier	Spike Added	MS Result	MS Qualifier	Unit	D	%Rec	%Rec Limits
Arsenic	0.27		0.100	0.355		mg/L		86	75 - 125
Iron	28		1.00	27.0	4	mg/L		-95	75 - 125

Lab Sample ID: 705-1758-4 MSD
Matrix: Water
Analysis Batch: 3516

Client Sample ID: HAM-PT-13-0714-UNF-PM
Prep Type: Total Recoverable
Prep Batch: 3424

Analyte	Sample Result	Sample Qualifier	Spike Added	MSD Result	MSD Qualifier	Unit	D	%Rec	%Rec Limits	RPD	RPD Limit
Arsenic	0.27		0.100	0.368		mg/L		99	75 - 125	4	20
Iron	28		1.00	27.8	4	mg/L		-16	75 - 125	3	20

Lab Sample ID: MB 705-3432/1-A
Matrix: Water
Analysis Batch: 3500

Client Sample ID: Method Blank
Prep Type: Dissolved

Analyte	MB Result	MB Qualifier	RL	MDL	Unit	D	Prepared	Analyzed	Dil Fac
Arsenic, Dissolved	ND		0.0050	0.0013	mg/L			07/15/24 15:13	1
Iron, Dissolved	ND		0.040	0.018	mg/L			07/15/24 15:13	1

Lab Sample ID: LCS 705-3432/2-A
Matrix: Water
Analysis Batch: 3500

Client Sample ID: Lab Control Sample
Prep Type: Dissolved

Analyte	Spike Added	LCS Result	LCS Qualifier	Unit	D	%Rec	%Rec Limits
Arsenic, Dissolved	0.100	0.0978		mg/L		98	80 - 120
Iron, Dissolved	1.00	0.924		mg/L		92	80 - 120

Lab Sample ID: LCSD 705-3432/3-A
Matrix: Water
Analysis Batch: 3500

Client Sample ID: Lab Control Sample Dup
Prep Type: Dissolved

Analyte	Spike Added	LCSD Result	LCSD Qualifier	Unit	D	%Rec	%Rec Limits	RPD	RPD Limit
Arsenic, Dissolved	0.100	0.0956		mg/L		96	80 - 120	2	20
Iron, Dissolved	1.00	0.893		mg/L		89	80 - 120	3	20

Lab Chronicle

Client: Geosyntec Consultants Inc
92bPectrj ite: 9lant / aS S onH

Job ID: 705-1753-1

Client Sample ID: HAM-PT-13-0714-FIL-AM

Lab Sample ID: 705-1758-1

Date Collected: 07/14/24 08:35

Matrix: Water

Date Received: 07/15/24 09:08

Prep Type	Batch Type	Batch Method	Run	Dilution Factor	Batch Number	Analyst	Lab	Prepared or Analyzed
DissolLeH	mnalysis	d010D		1	A6dA	Dj	BBE mET	07r15rv6 1A:13
DissolLeH	mnalysis	d0v04		1	A500	mD	BBE mET	07r15rv6 15:v0

Client Sample ID: HAM-PT-13-0714-UNF-AM

Lab Sample ID: 705-1758-2

Date Collected: 07/14/24 08:35

Matrix: Water

Date Received: 07/15/24 09:08

Prep Type	Batch Type	Batch Method	Run	Dilution Factor	Batch Number	Analyst	Lab	Prepared or Analyzed
EotalrRm	92ep	A010m			A6vN	j m	BBE mET	07r15rv6 1v:0v
EotalrRm	mnalysis	d010D		1	A6Nd	Dj	BBE mET	07r15rv6 15:17
Eotal FecoLe2able	92ep	A005m			A6v6	4T	BBE mET	07r15rv6 11:v0
Eotal FecoLe2able	mnalysis	d0v04		1	A51d	If	BBE mET	07r15rv6 17:03

Client Sample ID: HAM-PT-13-0714-FIL-PM

Lab Sample ID: 705-1758-3

Date Collected: 07/14/24 17:00

Matrix: Water

Date Received: 07/15/24 09:08

Prep Type	Batch Type	Batch Method	Run	Dilution Factor	Batch Number	Analyst	Lab	Prepared or Analyzed
DissolLeH	mnalysis	d010D		1	A6dA	Dj	BBE mET	07r15rv6 1A:v1
DissolLeH	mnalysis	d0v04		1	A500	mD	BBE mET	07r15rv6 15:vv

Client Sample ID: HAM-PT-13-0714-UNF-PM

Lab Sample ID: 705-1758-4

Date Collected: 07/14/24 17:00

Matrix: Water

Date Received: 07/15/24 09:08

Prep Type	Batch Type	Batch Method	Run	Dilution Factor	Batch Number	Analyst	Lab	Prepared or Analyzed
EotalrRm	92ep	A010m			A6vN	j m	BBE mET	07r15rv6 1v:0v
EotalrRm	mnalysis	d010D		1	A6Nd	Dj	BBE mET	07r15rv6 15:5v
Eotal FecoLe2able	92ep	A005m			A6v6	4T	BBE mET	07r15rv6 11:v0
Eotal FecoLe2able	mnalysis	d0v04		1	A51d	If	BBE mET	07r15rv6 1d:5d

Client Sample ID: HAM-PT-14-0714-FIL-AM

Lab Sample ID: 705-1758-5

Date Collected: 07/14/24 08:15

Matrix: Water

Date Received: 07/15/24 09:08

Prep Type	Batch Type	Batch Method	Run	Dilution Factor	Batch Number	Analyst	Lab	Prepared or Analyzed
DissolLeH	mnalysis	d010D		1	A6dA	Dj	BBE mET	07r15rv6 1A:v6
DissolLeH	mnalysis	d0v04		1	A500	mD	BBE mET	07r15rv6 15:v5

Client Sample ID: HAM-PT-14-0714-UNF-AM

Lab Sample ID: 705-1758-6

Date Collected: 07/14/24 08:15

Matrix: Water

Date Received: 07/15/24 09:08

Prep Type	Batch Type	Batch Method	Run	Dilution Factor	Batch Number	Analyst	Lab	Prepared or Analyzed
EotalrRm	92ep	A010m			A6vN	j m	BBE mET	07r15rv6 1v:0v
EotalrRm	mnalysis	d010D		1	A6Nd	Dj	BBE mET	07r15rv6 15:55

Lab Chronicle

Client: Geosyntec Consultants Inc
92oPectrj ite: 9lant / aS S onH

Job ID: 705-1753-1

Client Sample ID: HAM-PT-14-0714-UNF-AM — Lab Sample ID: 705-1758-6

Date Collected: 07/14/24 08:15
Date Received: 07/15/24 09:08
Matrix: Water

Prep Type	Batch Type	Batch Method	Run	Dilution Factor	Batch Number	Analyst	Lab	Prepared or Analyzed
Eotal FecoLe2able	92ep	A005m			A6v6	4T	BBEmET	07r15rv6 11:v0
Eotal FecoLe2able	mnalysis	d0v04		1	A51d	If	BBEmET	07r15rv6 17:10

Client Sample ID: HAM-PT-14-0714-FIL-PM — Lab Sample ID: 705-1758-7

Date Collected: 07/14/24 17:15
Date Received: 07/15/24 09:08
Matrix: Water

Prep Type	Batch Type	Batch Method	Run	Dilution Factor	Batch Number	Analyst	Lab	Prepared or Analyzed
DissolLeH	mnalysis	d010D		1	A6dA	Dj	BBEmET	07r15rv6 1A:v3
DissolLeH	mnalysis	d0v04		1	A500	mD	BBEmET	07r15rv6 15:v7

Client Sample ID: HAM-PT-14-0714-UNF-PM — Lab Sample ID: 705-1758-8

Date Collected: 07/14/24 17:15
Date Received: 07/15/24 09:08
Matrix: Water

Prep Type	Batch Type	Batch Method	Run	Dilution Factor	Batch Number	Analyst	Lab	Prepared or Analyzed
EotalrRm	92ep	A010m			A6vN	j m	BBEmET	07r15rv6 1v:0v
EotalrRm	mnalysis	d010D		1	A6Nd	Dj	BBEmET	07r15rv6 15:53
Eotal FecoLe2able	92ep	A005m			A6v6	4T	BBEmET	07r15rv6 11:v0
Eotal FecoLe2able	mnalysis	d0v04		1	A51d	If	BBEmET	07r15rv6 17:1A
Eotal FecoLe2able	92ep	A005m			A6v6	4T	BBEmET	07r15rv6 11:v0
Eotal FecoLe2able	mnalysis	d0v04		10	A51d	If	BBEmET	07r15rv6 17:vN

Client Sample ID: HAM-PT-15-0714-FIL-PM — Lab Sample ID: 705-1758-9

Date Collected: 07/14/24 17:30
Date Received: 07/15/24 09:08
Matrix: Water

Prep Type	Batch Type	Batch Method	Run	Dilution Factor	Batch Number	Analyst	Lab	Prepared or Analyzed
DissolLeH	mnalysis	d010D		1	A6dA	Dj	BBEmET	07r15rv6 1A:A1
DissolLeH	mnalysis	d0v04		1	A500	mD	BBEmET	07r15rv6 15:A0

Client Sample ID: HAM-PT-15-0714-UNF-PM — Lab Sample ID: 705-1758-10

Date Collected: 07/14/24 17:30
Date Received: 07/15/24 09:08
Matrix: Water

Prep Type	Batch Type	Batch Method	Run	Dilution Factor	Batch Number	Analyst	Lab	Prepared or Analyzed
EotalrRm	92ep	A010m			A6vN	j m	BBEmET	07r15rv6 1v:0v
EotalrRm	mnalysis	d010D		1	A6Nd	Dj	BBEmET	07r15rv6 1d:01
Eotal FecoLe2able	92ep	A005m			A6v6	4T	BBEmET	07r15rv6 11:v0
Eotal FecoLe2able	mnalysis	d0v04		1	A51d	If	BBEmET	07r15rv6 17:v0

Laboratory References:

BBEmET = Bu2o8ns mtlanta, A030 92esiHential D2, mtlanta, GmA0A60, EBT (770)657-3177

Accreditation/Certification Summary

Client: Geosyntec Consultants Inc
Project/Site: Plant Hammond

Job ID: 705-1758-1

Laboratory: Eurofins Atlanta

The accreditations/certifications listed below are applicable to this report.

Authority	Program	Identification Number	Expiration Date
Florida	NELAP	E87582	06-30-25

Method Summary

Method	Method Description	Protocol	Laboratory
W010D	8 l e c 2 4 9 u 6	j m 3 d W	M M ( ) (E
W0T0A	8 l e c 2 4 9 u r 8 j 6	j m 3 d W	M M ( ) (E
L005)	u a l B c a c e C i p (o e c 2 , I s o R I a c b 2 o a D C t o 2 R H 8 l e c 2	j m 3 d W	M M ( ) (E
L010)	u a l B c a c e C i p (o e c 2 8 l e c 2	j m 3 d W	M M ( ) (E

Protocol References:

j m 3 d W v = (l t e 8 l e " o H t h o a M R c 2 / c e C F j o 2 C l m c t e l p u " G t G c 2 9 " I S G c 2 8 l e " o H t = p (" G H M H G C i p g o R S b l a 1 N 3 W) i H l e t U B H c e t .

Laboratory References:

M M ( ) (E v M y a o f C t) e 2 c i e c p L 0 3 0 u a l t C H l i e C 2 D a p) e 2 c i e c p n) L 0 L d 0 p (M E 4 7 7 0 6 d 5 7 - 3 1 7 7

Sample Summary

Client: Geosyntec Consultants Inc
Project/Site: Plant Hammond

Job ID: 705-1758-1

Lab Sample ID	Client Sample ID	Matrix	Collected	Received
705-1758-1	HAM-PT-13-0714-FIL-AM	Water	07/14/24 08:35	07/15/24 09:08
705-1758-2	HAM-PT-13-0714-UNF-AM	Water	07/14/24 08:35	07/15/24 09:08
705-1758-3	HAM-PT-13-0714-FIL-PM	Water	07/14/24 17:00	07/15/24 09:08
705-1758-4	HAM-PT-13-0714-UNF-PM	Water	07/14/24 17:00	07/15/24 09:08
705-1758-5	HAM-PT-14-0714-FIL-AM	Water	07/14/24 08:15	07/15/24 09:08
705-1758-6	HAM-PT-14-0714-UNF-AM	Water	07/14/24 08:15	07/15/24 09:08
705-1758-7	HAM-PT-14-0714-FIL-PM	Water	07/14/24 17:15	07/15/24 09:08
705-1758-8	HAM-PT-14-0714-UNF-PM	Water	07/14/24 17:15	07/15/24 09:08
705-1758-9	HAM-PT-15-0714-FIL-PM	Water	07/14/24 17:30	07/15/24 09:08
705-1758-10	HAM-PT-15-0714-UNF-PM	Water	07/14/24 17:30	07/15/24 09:08

Login Sample Receipt Checklist

Client: Geosyntec Consultants Inc

Job Number: 705-1758-1

Login Number: 1758

List Number: 1

Creator: Pomuti, Carmen

List Source: Eurofins Atlanta

Question	Answer	Comment
Radioactivity wasn't checked or is </= background as measured by a survey meter.	N/A	
The cooler's custody seal, if present, is intact.	N/A	
Sample custody seals, if present, are intact.	True	
The cooler or samples do not appear to have been compromised or tampered with.	True	
Samples were received on ice.	True	
Cooler Temperature is acceptable.	True	
Cooler Temperature is recorded.	True	
COC is present.	True	
COC is filled out in ink and legible.	True	
COC is filled out with all pertinent information.	True	
Is the Field Sampler's name present on COC?	True	
There are no discrepancies between the containers received and the COC.	True	
Samples are received within Holding Time (excluding tests with immediate HTs)	True	
Sample containers have legible labels.	True	
Containers are not broken or leaking.	True	
Sample collection date/times are provided.	True	
Appropriate sample containers are used.	True	
Sample bottles are completely filled.	False	Limited volume received.
Sample Preservation Verified.	True	Preservation labels on samples match COC
There is sufficient vol. for all requested analyses, incl. any requested MS/MSDs	True	
Containers requiring zero headspace have no headspace or bubble is <6mm (1/4").	N/A	
Multiphasic samples are not present.	True	
Samples do not require splitting or compositing.	True	
Residual Chlorine Checked.	N/A	

END OF REPORT

eurofins | Environment Testing

ANALYTICAL REPORT

PREPARED FOR

Attn: Kip Gray
Geosyntec Consultants Inc
1255 Roberts Blvd. NW
Suite 200
Kennesaw, Georgia 30144

Generated 7/16/2024 7:07:45 PM

JOB DESCRIPTION

Plant Hammond

JOB NUMBER

705-1800-1

Eurofins Atlanta
3080 Presidential Dr
Atlanta GA 30340

See page two for job notes and contact information.

my EOL

Eurofins Atlanta

Job Notes

The test results in this report relate only to the samples as received by the laboratory and will meet all requirements of the methodology, with any exceptions noted. This report shall not be reproduced except in full, without the express written approval of the laboratory. All questions should be directed to the Eurofins Environment Testing Southeast, LLC Project Manager.

Authorization

Generated
7/16/2024 7:07:45 PM

Authorized for release by
David Fuller, Project Manager
David.Fuller@et.eurofinsus.com
(770)344-8986

Table of Contents

Definitions/Glossary

Client: Geosyntec Consultants Inc
Project/Site: Plant Hammond

Job ID: 705-1800-1

Qualifiers

Metals

Qualifier	Qualifier Description
4	MS, MSD: The analyte present in the original sample is greater than 4 times the matrix spike concentration; therefore, control limits are not applicable.
J	¤ esult is less than the ¤ L but greater than or e" ual to the MDL and the concentration is an approximate value.

Glossary

Abbreviation	These commonly used abbreviations may or may not be present in this report.
%	Listed under the RDRcolumn to designate that the result is reported on a dry v eight basis
F ¤	Percent ¤ ecovery
CqL	Contains qree Li" uid
CqU	Colony qorming Unit
CNq	Contains No qree Li" uid
DE¤	Duplicate Error ¤ atio (normalized absolute difference)
Dil qac	Dilution qactor
DL	Detection Limit (DoD/DOE)
DL, ¤ A, ¤ E, IN	Indicates a Dilution, ¤ e-analysis, ¤ e-extraction, or additional Initial metals/anion analysis of the sample
DLC	Decision Lewel Concentration (¤ adiochemistry)
EDL	Estimated Detection Limit (Dioxin)
LOD	Limit of Detection (DoD/DOE)
LOQ	Limit of Quantitation (DoD/DOE)
MCL	EPA recommended RMaximum Contaminant LewelR
MDA	Minimum Detectable Actiwity (¤ adiochemistry)
MDC	Minimum Detectable Concentration (¤ adiochemistry)
MDL	Method Detection Limit
ML	Minimum Lewel (Dioxin)
MPN	Most Probable Number
MQL	Method Quantitation Limit
NC	Not Calculated
ND	Not Detected at the reporting limit (or MDL or EDL if shov n)
NEG	Negatiwe / Absent
POS	Positiwe / Present
PQL	Practical Quantitation Limit
P¤ ES	Presumptiwe
QC	Quality Control
¤ E¤	¤ elatiwe Error ¤ atio (¤ adiochemistry)
¤ L	¤ eporting Limit or ¤ e" uested Limit (¤ adiochemistry)
¤ PD	¤ elatiwe Percent Difference, a measure of the relatiwe difference betv een tv o points
TEq	Toxicity E" uiwalent qactor (Dioxin)
TEQ	Toxicity E" uiwalent Quotient (Dioxin)
TNTC	Too Numerous To Count

Eurofins Atlanta
3080 Presidential Dr
Atlanta, GA 30340
Phone (770) 457-8177

Chain of Custody Record

eurofins | Environment Testing

Client Information	Sampler: Jamie Newsome	Lab PM: David Fuller / Phone 770-344-8986	Carrier Tracking No(s):	COC No:
Client Contact: Kip Gray	Phone:	E-Mail: David.Fuller@et.eurofinsus.com	State of Origin: GA	Page: Page 1 of 1
Company: Geosyntec Consultants Inc	PWSID:			Job #:
Address: 1255 Roberts Blvd, NW Suite 200	Due Date Requested:			Preservation Codes: D - HNO3
City: Kennesaw	TAT Requested (days): Same day ~~RUSH / 1 Day TAT~~ TAT			
State, Zip: GA, 30144	Compliance Project: Δ Yes Δ No			
Phone:	Lab Project #: 70500911 (DO NOT REMOVE)			
Email: Kip.Gray@Geosyntec.com	PO #:			
Project Name: Plant Hammond	Project #:			
Task Code: Task Code#:	SSOW#:			Other

Analysis Requested

Sample Identification	Sample Date	Sample Time	Sample Type (C=Comp, G=grab)	Matrix (W=water, S=solid, O=wastefoil, BT=Tissue, A=Air)	6010D - Total Boron	6020B - Total Arsenic and Iron	6020B - Total Iron and Molybdenum	6010D - Dissolved Boron - Field Filtered (FF)	6020B - Dissolved Arsenic and Iron (FF)	6020B - Dissolved Iron and Molybdenum (FF)	Special Instructions/Note:
HAM PT-09-0715-FIL AM	7/15/24	822	G	W	X			X		X	
HAM-PT-09-0715-FIL-PM	7/15/24	1615	G	W	X			X		X	
HAM-PT-09-0715-UNF-AM	7/15/24	822	G	W		X	X				
HAM-PT-09-0715-UNF-PM	7/15/24	1615	G	W		X	X				
HAM-PT-10-0715-UNF	7/15/24	1720	G	W		X	X				
HAM PT-11-0715-FIL-AM	7/15/24	816	G	W	X			X		X	
HAM-PT-11-0715-FIL-PM	7/15/24	1615	G	W	X			X		X	
HAM-PT-11-0715-UNF-AM	7/15/24	816	G	W		X	X				
HAM-PT-11-0715-UNF-PM	7/15/24	1615	G	W		X	X				
HAM-PT-12-0715-UNF	7/15/24	1720	G	W		X	X				

05 1800 COC

Possible Hazard Identification
☐ Non-Hazard ☐ Flammable ☐ Skin Irritant ☐ Poison B ☐ Unknown ☐ Radiological

Sample Disposal (A fee may be assessed if samples are retained longer than 1 month)
☐ Return To Client ☐ Disposal By Lab ☐ Archive For _____ Months

Deliverable Requested I, II, III, IV, Other (specify)

Special Instructions/QC Requirements

Empty Kit Relinquished by	Date	Time	Method of Shipment:

Relinquished by	Date/Time	Company	Received by	Date/Time	Company
Jamie Newsome	7/16/24 700				
	7/16/24 914			07/16/24 0914	Eurofins

Custody Seals Intact: Δ Yes Δ No	Custody Seal No	Cooler Temperature(s) °C and Other Remarks: #2665 4.9°C

Ver: 04/02/2024 7/16/2024

Job Narrative
705-1800-1

Analytical test results meet all requirements of the associated regulatory program listed on the Accreditation/Certification Summary Page unless otherwise noted under the individual analysis. Data qualifiers are applied to indicate exceptions. Noncompliant quality control (QC) is further explained in narrative comments.

- Matrix QC may not be reported if insufficient sample or site-specific QC samples were not submitted. In these situations, to demonstrate precision and accuracy at a batch level, a LCS/LCSD may be performed, unless otherwise specified in the method.
- Surrogate and/or isotope dilution analyte recoveries (if applicable) which are outside of the QC window are confirmed unless attributed to a dilution or otherwise noted in the narrative.

Regulated compliance samples (e.g. SDWA, NPDES) must comply with the associated agency requirements/permits.

Receipt
The samples were received on 7/16/2024 9:14 AM. Unless otherwise noted below, the samples arrived in good condition, and, where required, properly preserved and on ice. The temperature of the cooler at receipt time was 4.9°C.

Metals
Method 6010D - Dissolved: Insufficient sample volume was available to perform a matrix spike/matrix spike duplicate/sample duplicate (MS/MSD/DUP) associated with preparation batch 705-3582 and analytical batch 705-3647.

Method 6020B - Dissolved: Insufficient sample volume was available to perform a matrix spike/matrix spike duplicate (MS/MSD) associated with analytical batch 705-3681.

No additional analytical or quality issues were noted, other than those described above or in the Definitions/ Glossary page.

Client Sample Results

9 2Ci e n l ot G l e s 9 o i t y 2 c i e t l i s
u æ o P s e j G e : u 2 c i e / c S S o i H

Job ID: 705-1300-1

Client Sample ID: HAM-PT-09-0715-FIL-AM

Lab Sample ID: 705-1800-1

Date Collected: 07/15/24 08:22

Matrix: Water

Date Received: 07/16/24 09:14

Method: SW846 6010D - Metals (ICP) - Dissolved

Analyte	Result	Qualifier	RL	MDL	Unit	D	Prepared	Analyzed	Dil Fac
Boron, Dissolved	1.3		0r0d0	0r0. 4	S 6rg			07r14r. d 1L:11	1

Method: SW846 6020B - Metals (ICP/MS) - Dissolved

Analyte	Result	Qualifier	RL	MDL	Unit	D	Prepared	Analyzed	Dil Fac
Iron, Dissolved	0.031	J	0r0d0	0r013	S 6rg			07r14r. d 15:05	1
Molybdenum, Dissolved	0.27		0r0050	0r00048	S 6rg			07r14r. d 15:05	1

Client Sample Results

Client Sample ID: HAM-PT-09-0715-FIL-PM

Lab Sample ID: 705-1800-2

Date Collected: 07/15/24 16:15

Matrix: Water

Date Received: 07/16/24 09:14

Method: SW846 6010D - Metals (ICP) - Dissolved

Analyte	Result	Qualifier	RL	MDL	Unit	D	Prepared	Analyzed	Dil Fac
Boron, Dissolved	1.0		0r0d0	0r0. 4	S 6rg			07r14r. d 1L:. 0	1

Method: SW846 6020B - Metals (ICP/MS) - Dissolved

Analyte	Result	Qualifier	RL	MDL	Unit	D	Prepared	Analyzed	Dil Fac
Iron, Dissolved	3.8		0r0d0	0r013	S 6rg			07r14r. d 15:07	1
Molybdenum, Dissolved	0.12		0r0050	0r00048	S 6rg			07r14r. d 15:07	1

Client Sample Results

9 2Ci e n l ot G- e s 9 o i t y 2 c i e l i s
u æ o P s e j G e : u 2 c i e / c S S o i H

Job ID: 705-1300-1

Client Sample ID: HAM-PT-09-0715-UNF-AM

Lab Sample ID: 705-1800-3

Date Collected: 07/15/24 08:22

Matrix: Water

Date Received: 07/16/24 09:14

Method: SW846 6010D - Metals (ICP)

Analyte	Result	Qualifier	RL	MDL	Unit	D	Prepared	Analyzed	Dil Fac
Boron	1.2		0r0d0	0r0. 4	S 6rg		07r14r. d 10:0L	07r14r. d 1d:0.	1

Method: SW846 6020B - Metals (ICP/MS) - Total Recoverable

Analyte	Result	Qualifier	RL	MDL	Unit	D	Prepared	Analyzed	Dil Fac
Iron	0.38		0r0d0	0r013	S 6rg		07r14r. d 10:L5	07r14r. d 14:08	1
Molybdenum	0.30		0r0050	0r00048	S 6rg		07r14r. d 10:L5	07r14r. d 14:08	1

Client Sample Results

9 2Ci e n l ot G- e s 9 o i t y 2 c i e t l i s
u æ o P s e j G e : u 2 c i e / c S S o i H

Job ID: 705-1300-1

Client Sample ID: HAM-PT-09-0715-UNF-PM

Lab Sample ID: 705-1800-4

Date Collected: 07/15/24 16:15

Matrix: Water

Date Received: 07/16/24 09:14

Method: SW846 6010D - Metals (ICP)

Analyte	Result	Qualifier	RL	MDL	Unit	D	Prepared	Analyzed	Dil Fac
Boron	1.0		0r0d0	0r0. 4	S 6rg		07r14r. d 10:0L	07r14r. d 1d:17	1

Method: SW846 6020B - Metals (ICP/MS) - Total Recoverable

Analyte	Result	Qualifier	RL	MDL	Unit	D	Prepared	Analyzed	Dil Fac
Molybdenum	0.13		0r0050	0r00048	S 6rg		07r14r. d 10:L5	07r14r. d 15:53	1
Iron	6.3		0r0d0	0r013	S 6rg		07r14r. d 10:L5	07r14r. d 15:53	1

Client Sample Results

Client Sample ID: HAM-PT-10-0715-UNF

Lab Sample ID: 705-1800-5

Date Collected: 07/15/24 17:20

Matrix: Water

Date Received: 07/16/24 09:14

Method: SW846 6010D - Metals (ICP)

Analyte	Result	Qualifier	RL	MDL	Unit	D	Prepared	Analyzed	Dil Fac
Boron	1.7		0r0d0	0r0. 4	S 6rg		07r14r. d 10:0L	07r14r. d 1d:. 5	1

Method: SW846 6020B - Metals (ICP/MS) - Total Recoverable

Analyte	Result	Qualifier	RL	MDL	Unit	D	Prepared	Analyzed	Dil Fac
Molybdenum	0.16		0r0050	0r00048	S 6rg		07r14r. d 10:L5	07r14r. d 14:11	1
Iron	0.14		0r0d0	0r013	S 6rg		07r14r. d 10:L5	07r14r. d 14:11	1

Client Sample Results

Client Sample ID: HAM-PT-11-0715-FIL-AM

Lab Sample ID: 705-1800-6

Date Collected: 07/15/24 08:46

Matrix: Water

Date Received: 07/16/24 09:14

Method: SW846 6010D - Metals (ICP) - Dissolved

Analyte	Result	Qualifier	RL	MDL	Unit	D	Prepared	Analyzed	Dil Fac
Boron, Dissolved	0.87		0r0d0	0r0. 4	S 6rg			07r14r. d 1L:. L	1

Method: SW846 6020B - Metals (ICP/MS) - Dissolved

Analyte	Result	Qualifier	RL	MDL	Unit	D	Prepared	Analyzed	Dil Fac
Iron, Dissolved	1.6		0r0d0	0r013	S 6rg			07r14r. d 15:08	1
Molybdenum, Dissolved	0.040		0r0050	0r00048	S 6rg			07r14r. d 15:08	1

Client Sample Results

9 2Ci e n l ot G l e s 9 o i t y 2 c i e t l i s
u æ o P s e j G e : u 2 c i e / c S S o i H

Job ID: 705-1300-1

Client Sample ID: HAM-PT-11-0715-FIL-PM

Lab Sample ID: 705-1800-7

Date Collected: 07/15/24 16:15

Matrix: Water

Date Received: 07/16/24 09:14

Method: SW846 6010D - Metals (ICP) - Dissolved

Analyte	Result	Qualifier	RL	MDL	Unit	D	Prepared	Analyzed	Dil Fac
Boron, Dissolved	0.51		0r0d0	0r0. 4	S 6rg			07r14r. d 1L:. 4	1

Method: SW846 6020B - Metals (ICP/MS) - Dissolved

Analyte	Result	Qualifier	RL	MDL	Unit	D	Prepared	Analyzed	Dil Fac
Iron, Dissolved	37		0r0d0	0r013	S 6rg			07r14r. d 15:1.	1
Molybdenum, Dissolved	0.0069		0r0050	0r00048	S 6rg			07r14r. d 15:1.	1

Client Sample Results

Client Sample ID: HAM-PT-11-0715-UNF-AM

Lab Sample ID: 705-1800-8

Date Collected: 07/15/24 08:46

Matrix: Water

Date Received: 07/16/24 09:14

Method: SW846 6010D - Metals (ICP)

Analyte	Result	Qualifier	RL	MDL	Unit	D	Prepared	Analyzed	Dil Fac
Boron	0.85		0r0d0	0r0. 4	S 6rg		07r14r. d 10:0L	07r14r. d 1d:. 3	1

Method: SW846 6020B - Metals (ICP/MS) - Total Recoverable

Analyte	Result	Qualifier	RL	MDL	Unit	D	Prepared	Analyzed	Dil Fac
Molybdenum	0.043		0r0050	0r00048	S 6rg		07r14r. d 10:L5	07r14r. d 14:d7	1
Iron	2.4		0r0d0	0r013	S 6rg		07r14r. d 10:L5	07r14r. d 14:d7	1

Client Sample Results

Client Sample ID: HAM-PT-11-0715-UNF-PM

Lab Sample ID: 705-1800-9

Date Collected: 07/15/24 16:15

Matrix: Water

Date Received: 07/16/24 09:14

Method: SW846 6010D - Metals (ICP)

Analyte	Result	Qualifier	RL	MDL	Unit	D	Prepared	Analyzed	Dil Fac
Boron	0.49		0r0d0	0r0. 4	S 6rg		07r14r. d 10:0L	07r14r. d 1d:L1	1

Method: SW846 6020B - Metals (ICP/MS) - Total Recoverable

Analyte	Result	Qualifier	RL	MDL	Unit	D	Prepared	Analyzed	Dil Fac
Molybdenum	0.0086		0r0050	0r00048	S 6rg		07r14r. d 10:L5	07r14r. d 14:d8	1
Iron	44		0r0d0	0r013	S 6rg		07r14r. d 10:L5	07r14r. d 14:d8	1

Client Sample Results

Client Sample ID: HAM-PT-12-0715-UNF

Lab Sample ID: 705-1800-10

Date Collected: 07/15/24 17:20

Matrix: Water

Date Received: 07/16/24 09:14

Method: SW846 6010D - Metals (ICP)

Analyte	Result	Qualifier	RL	MDL	Unit	D	Prepared	Analyzed	Dil Fac
Boron	1.2		0r0d0	0r0. 4	S 6rg		07r14r. d 10:0L	07r14r. d 1d:Ld	1

Method: SW846 6020B - Metals (ICP/MS) - Total Recoverable

Analyte	Result	Qualifier	RL	MDL	Unit	D	Prepared	Analyzed	Dil Fac
Molybdenum	0.14		0r0050	0r00048	S 6rg		07r14r. d 10:L5	07r14r. d 14:5.	1
Iron	0.49		0r0d0	0r013	S 6rg		07r14r. d 10:L5	07r14r. d 14:5.	1

QC Sample Results

Client: Geosyntec Consultants Inc
Project/Site: Plant Hammond

Job ID: 705-1800-1

Method: 6010D - Metals (ICP)

Lab Sample ID: MB 705-3576/1-A — **Client Sample ID: Method Blank**
Matrix: Water — **Prep Type: Total/NA**
Analysis Batch: 3668 — **Prep Batch: 3576**

Analyte	MB Result	MB Qualifier	RL	MDL	Unit	D	Prepared	Analyzed	Dil Fac
Boron	ND		0.040	0.026	mg/L		07/16/24 10:03	07/16/24 13:56	1

Lab Sample ID: LCS 705-3576/2-A — **Client Sample ID: Lab Control Sample**
Matrix: Water — **Prep Type: Total/NA**
Analysis Batch: 3668 — **Prep Batch: 3576**

Analyte	Spike Added	LCS Result	LCS Qualifier	Unit	D	%Rec	%Rec Limits
Boron	1.00	1.02		mg/L		102	80 - 120

Lab Sample ID: 705-1800-3 MS — **Client Sample ID: HAM-PT-09-0715-UNF-AM**
Matrix: Water — **Prep Type: Total/NA**
Analysis Batch: 3668 — **Prep Batch: 3576**

Analyte	Sample Result	Sample Qualifier	Spike Added	MS Result	MS Qualifier	Unit	D	%Rec	%Rec Limits
Boron	1.2		1.00	2.26		mg/L		101	75 - 125

Lab Sample ID: 705-1800-3 MSD — **Client Sample ID: HAM-PT-09-0715-UNF-AM**
Matrix: Water — **Prep Type: Total/NA**
Analysis Batch: 3668 — **Prep Batch: 3576**

Analyte	Sample Result	Sample Qualifier	Spike Added	MSD Result	MSD Qualifier	Unit	D	%Rec	%Rec Limits	RPD	RPD Limit
Boron	1.2		1.00	2.29		mg/L		105	75 - 125	2	20

Lab Sample ID: MB 705-3582/1-A — **Client Sample ID: Method Blank**
Matrix: Water — **Prep Type: Dissolved**
Analysis Batch: 3647

Analyte	MB Result	MB Qualifier	RL	MDL	Unit	D	Prepared	Analyzed	Dil Fac
Boron, Dissolved	ND		0.040	0.026	mg/L			07/16/24 12:55	1

Lab Sample ID: LCSD 705-3582/3-A — **Client Sample ID: Lab Control Sample Dup**
Matrix: Water — **Prep Type: Dissolved**
Analysis Batch: 3647

Analyte	Spike Added	LCSD Result	LCSD Qualifier	Unit	D	%Rec	%Rec Limits	RPD	RPD Limit
Boron, Dissolved	1.00	1.01		mg/L		101	80 - 120	1	20

Method: 6020B - Metals (ICP/MS)

Lab Sample ID: MB 705-3577/1-A — **Client Sample ID: Method Blank**
Matrix: Water — **Prep Type: Total Recoverable**
Analysis Batch: 3701 — **Prep Batch: 3577**

Analyte	MB Result	MB Qualifier	RL	MDL	Unit	D	Prepared	Analyzed	Dil Fac
Iron	ND		0.040	0.018	mg/L		07/16/24 10:35	07/16/24 15:53	1
Molybdenum	ND		0.0050	0.00069	mg/L		07/16/24 10:35	07/16/24 15:53	1

QC Sample Results

Client: Geosyntec Consultants Inc
Project/Site: Plant Hammond

Job ID: 705-1800-1

Method: 6020B - Metals (ICP/MS) (Continued)

Lab Sample ID: LCS 705-3577/2-A — **Client Sample ID: Lab Control Sample**
Matrix: Water — **Prep Type: Total Recoverable**
Analysis Batch: 3701 — **Prep Batch: 3577**

Analyte	Spike Added	LCS Result	LCS Qualifier	Unit	D	%Rec	%Rec Limits
Iron	1.00	0.955		mg/L		95	80 - 120
Molybdenum	0.100	0.0936		mg/L		94	80 - 120

Lab Sample ID: 705-1800-4 MS — **Client Sample ID: HAM-PT-09-0715-UNF-PM**
Matrix: Water — **Prep Type: Total Recoverable**
Analysis Batch: 3701 — **Prep Batch: 3577**

Analyte	Sample Result	Sample Qualifier	Spike Added	MS Result	MS Qualifier	Unit	D	%Rec	%Rec Limits
Iron	6.3		1.00	7.00	4	mg/L		70	75 - 125
Molybdenum	0.13		0.100	0.225		mg/L		95	75 - 125

Lab Sample ID: 705-1800-4 MSD — **Client Sample ID: HAM-PT-09-0715-UNF-PM**
Matrix: Water — **Prep Type: Total Recoverable**
Analysis Batch: 3701 — **Prep Batch: 3577**

Analyte	Sample Result	Sample Qualifier	Spike Added	MSD Result	MSD Qualifier	Unit	D	%Rec	%Rec Limits	RPD	RPD Limit
Iron	6.3		1.00	7.34	4	mg/L		105	75 - 125	5	20
Molybdenum	0.13		0.100	0.234		mg/L		104	75 - 125	4	20

Lab Sample ID: MB 705-3581/1-A — **Client Sample ID: Method Blank**
Matrix: Water — **Prep Type: Dissolved**
Analysis Batch: 3681

Analyte	MB Result	MB Qualifier	RL	MDL	Unit	D	Prepared	Analyzed	Dil Fac
Iron, Dissolved	ND		0.040	0.018	mg/L			07/16/24 14:58	1
Molybdenum, Dissolved	ND		0.0050	0.00069	mg/L			07/16/24 14:58	1

Lab Sample ID: LCS 705-3581/2-A — **Client Sample ID: Lab Control Sample**
Matrix: Water — **Prep Type: Dissolved**
Analysis Batch: 3681

Analyte	Spike Added	LCS Result	LCS Qualifier	Unit	D	%Rec	%Rec Limits
Iron, Dissolved	1.00	0.920		mg/L		92	80 - 120
Molybdenum, Dissolved	0.100	0.0923		mg/L		92	80 - 120

Lab Sample ID: LCSD 705-3581/3-A — **Client Sample ID: Lab Control Sample Dup**
Matrix: Water — **Prep Type: Dissolved**
Analysis Batch: 3681

Analyte	Spike Added	LCSD Result	LCSD Qualifier	Unit	D	%Rec	%Rec Limits	RPD	RPD Limit
Iron, Dissolved	1.00	0.877		mg/L		88	80 - 120	5	20
Molybdenum, Dissolved	0.100	0.0897		mg/L		90	80 - 120	3	20

Lab Chronicle

Client: Geosyntec Consultants Inc
6Porectj/ ite: 6lant SaH Honm

Job ID: 705-1200-1

Client Sample ID: HAM-PT-13-1074-FIL-AM
Lab Sample ID: 014-7511-7

Date CollecteW 10d74d 2 15:/ /
Matri8: x ater
Date ReceiveW 10d79d 2 13:72

Prep Type	Batch Type	Batch MethoW	Run	Dilution Factor	Batch Number	Analyst	Lab	PrepareW or AnalyzeW
Dissolvem	dnalysis	A010D		1	BA37	D/	EET dTL	07j1Aj43 1B:11
Dissolvem	dnalysis	A0409		1	BA21	dD	EET dTL	07j1Aj43 15:05

Client Sample ID: HAM-PT-13-1074-FIL-PM
Lab Sample ID: 014-7511-/

Date CollecteW 10d74d 2 79:74
Matri8: x ater
Date ReceiveW 10d79d 2 13:72

Prep Type	Batch Type	Batch MethoW	Run	Dilution Factor	Batch Number	Analyst	Lab	PrepareW or AnalyzeW
Dissolvem	dnalysis	A010D		1	BA37	D/	EET dTL	07j1Aj43 1B:40
Dissolvem	dnalysis	A0409		1	BA21	dD	EET dTL	07j1Aj43 15:07

Client Sample ID: HAM-PT-13-1074-UNF-AM
Lab Sample ID: 014-7511-6

Date CollecteW 10d74d 2 15:/ /
Matri8: x ater
Date ReceiveW 10d79d 2 13:72

Prep Type	Batch Type	Batch MethoW	Run	Dilution Factor	Batch Number	Analyst	Lab	PrepareW or AnalyzeW
TotaljNd	6Rep	B010d			B57A	/ d	EET dTL	07j1Aj43 10:0B
TotaljNd	dnalysis	A010D		1	BAA2	Dd9	EET dTL	07j1Aj43 13:04
Total RecoveRable	6Rep	B005d			B577	/ d	EET dTL	07j1Aj43 10:B5
Total RecoveRable	dnalysis	A0409		1	B701	dD	EET dTL	07j1Aj43 1A:08

Client Sample ID: HAM-PT-13-1074-UNF-PM
Lab Sample ID: 014-7511-2

Date CollecteW 10d74d 2 79:74
Matri8: x ater
Date ReceiveW 10d79d 2 13:72

Prep Type	Batch Type	Batch MethoW	Run	Dilution Factor	Batch Number	Analyst	Lab	PrepareW or AnalyzeW
TotaljNd	6Rep	B010d			B57A	/ d	EET dTL	07j1Aj43 10:0B
TotaljNd	dnalysis	A010D		1	BAA2	Dd9	EET dTL	07j1Aj43 13:17
Total RecoveRable	6Rep	B005d			B577	/ d	EET dTL	07j1Aj43 10:B5
Total RecoveRable	dnalysis	A0409		1	B701	dD	EET dTL	07j1Aj43 15:52

Client Sample ID: HAM-PT-71-1074-UNF
Lab Sample ID: 014-7511-4

Date CollecteW 10d74d 2 70:/ 1
Matri8: x ater
Date ReceiveW 10d79d 2 13:72

Prep Type	Batch Type	Batch MethoW	Run	Dilution Factor	Batch Number	Analyst	Lab	PrepareW or AnalyzeW
TotaljNd	6Rep	B010d			B57A	/ d	EET dTL	07j1Aj43 10:0B
TotaljNd	dnalysis	A010D		1	BAA2	Dd9	EET dTL	07j1Aj43 13:45
Total RecoveRable	6Rep	B005d			B577	/ d	EET dTL	07j1Aj43 10:B5
Total RecoveRable	dnalysis	A0409		1	B701	dD	EET dTL	07j1Aj43 1A:11

Lab Chronicle

Client: Geosyntec Consultants Inc
6Porectj/ ite: 6lant SaH Honm

Job ID: 705-1200-1

Client Sample ID: HAM-PT-77-1074-FIL-AM
Lab Sample ID: 014-7511-9

Date CollecteW 10d74d 2 15:29
Matri8: x ater
Date ReceiveW 10d79d 2 13:72

Prep Type	Batch Type	Batch MethoW	Run	Dilution Factor	Batch Number	Analyst	Lab	PrepareW or AnalyzeW
Dissolvem	dnalysis	A010D		1	BA37	D/	EET dTL	07j1Aj43 1B:4B
Dissolvem	dnalysis	A0409		1	BA21	dD	EET dTL	07j1Aj43 15:08

Client Sample ID: HAM-PT-77-1074-FIL-PM
Lab Sample ID: 014-7511-0

Date CollecteW 10d74d 2 79:74
Matri8: x ater
Date ReceiveW 10d79d 2 13:72

Prep Type	Batch Type	Batch MethoW	Run	Dilution Factor	Batch Number	Analyst	Lab	PrepareW or AnalyzeW
Dissolvem	dnalysis	A010D		1	BA37	D/	EET dTL	07j1Aj43 1B:4A
Dissolvem	dnalysis	A0409		1	BA21	dD	EET dTL	07j1Aj43 15:14

Client Sample ID: HAM-PT-77-1074-UNF-AM
Lab Sample ID: 014-7511-5

Date CollecteW 10d74d 2 15:29
Matri8: x ater
Date ReceiveW 10d79d 2 13:72

Prep Type	Batch Type	Batch MethoW	Run	Dilution Factor	Batch Number	Analyst	Lab	PrepareW or AnalyzeW
TotaljNd	6Rep	B010d			B57A	/ d	EET dTL	07j1Aj43 10:0B
TotaljNd	dnalysis	A010D		1	BAA2	Dd9	EET dTL	07j1Aj43 13:42
Total RecoveRable	6Rep	B005d			B577	/ d	EET dTL	07j1Aj43 10:B5
Total RecoveRable	dnalysis	A0409		1	B701	dD	EET dTL	07j1Aj43 1A:37

Client Sample ID: HAM-PT-77-1074-UNF-PM
Lab Sample ID: 014-7511-3

Date CollecteW 10d74d 2 79:74
Matri8: x ater
Date ReceiveW 10d79d 2 13:72

Prep Type	Batch Type	Batch MethoW	Run	Dilution Factor	Batch Number	Analyst	Lab	PrepareW or AnalyzeW
TotaljNd	6Rep	B010d			B57A	/ d	EET dTL	07j1Aj43 10:0B
TotaljNd	dnalysis	A010D		1	BAA2	Dd9	EET dTL	07j1Aj43 13:B1
Total RecoveRable	6Rep	B005d			B577	/ d	EET dTL	07j1Aj43 10:B5
Total RecoveRable	dnalysis	A0409		1	B701	dD	EET dTL	07j1Aj43 1A:38

Client Sample ID: HAM-PT-7/ -1074-UNF
Lab Sample ID: 014-7511-71

Date CollecteW 10d74d 2 70:/ 1
Matri8: x ater
Date ReceiveW 10d79d 2 13:72

Prep Type	Batch Type	Batch MethoW	Run	Dilution Factor	Batch Number	Analyst	Lab	PrepareW or AnalyzeW
TotaljNd	6Rep	B010d			B57A	/ d	EET dTL	07j1Aj43 10:0B
TotaljNd	dnalysis	A010D		1	BAA2	Dd9	EET dTL	07j1Aj43 13:B3
Total RecoveRable	6Rep	B005d			B577	/ d	EET dTL	07j1Aj43 10:B5
Total RecoveRable	dnalysis	A0409		1	B701	dD	EET dTL	07j1Aj43 1A:54

Laboratory References:

EET dTL = EuRofins dtlanta, B020 6Resimential DR, dtlanta, Gd B0B30, TEL (770)357-2177

Accreditation/Certification Summary

Client: Geosyntec Consultants Inc
Project/Site: Plant Hammond

Job ID: 705-1800-1

Laboratory: Eurofins Atlanta

The accreditations/certifications listed below are applicable to this report.

Authority	Program	Identification Number	Expiration Date
Florida	NELAP	E87582	06-30-25

Method Summary

Method	Method Description	Protocol	Laboratory
W010D	8 l e c 2 4 9 u 6	j m 3 d W	M M ( ) (E
W0T0A	8 l e c 2 4 9 u r 8 j 6	j m 3 d W	M M ( ) (E
L005)	u a l B c a c e 0 i p (o e c 2 , I s o R I a c b 2 o a D C t o 2 R H 8 l e c 2	j m 3 d W	M M ( ) (E
L010)	u a l B c a c e 0 i p (o e c 2 8 l e c 2	j m 3 d W	M M ( ) (E

Protocol References:

j m 3 d W v = (l t e 8 l e " o H t h o a M R c 2 / c e 0 C F j o 2 0 H m c t e l p u " G t G c 2 9 " I S G c 2 8 l e " o H t = p (" G H M H G 0 i p g o R S b l a 1 N 3 W) i H l e t U B H c e t .

Laboratory References:

M M ( ) (E v M y a o f C t) e 2 c i e c p L 0 3 0 u a l t C H l i e C 2 D a p) e 2 c i e c p n) L 0 L d 0 p (M E 4 7 7 0 6 d 5 7 - 3 1 7 7

Sample Summary

Client: Geosyntec Consultants Inc
Project/Site: Plant Hammond

Job ID: 705-1800-1

Lab Sample ID	Client Sample ID	Matrix	Collected	Received
705-1800-1	HAM-PT-03-0715-4IF-AM	L ater	07/15/W2 08:WW	07/19/W2 03:12
705-1800-W	HAM-PT-03-0715-4IF-PM	L ater	07/15/W2 19:15	07/19/W2 03:12
705-1800-U	HAM-PT-03-0715-N6 4-AM	L ater	07/15/W2 08:WW	07/19/W2 03:12
705-1800-2	HAM-PT-03-0715-N6 4-PM	L ater	07/15/W2 19:15	07/19/W2 03:12
705-1800-5	HAM-PT-10-0715-N6 4	L ater	07/15/W2 17:W0	07/19/W2 03:12
705-1800-9	HAM-PT-11-0715-4IF-AM	L ater	07/15/W2 08:29	07/19/W2 03:12
705-1800-7	HAM-PT-11-0715-4IF-PM	L ater	07/15/W2 19:15	07/19/W2 03:12
705-1800-8	HAM-PT-11-0715-N6 4-AM	L ater	07/15/W2 08:29	07/19/W2 03:12
705-1800-3	HAM-PT-11-0715-N6 4-PM	L ater	07/15/W2 19:15	07/19/W2 03:12
705-1800-10	HAM-PT-1W0715-N6 4	L ater	07/15/W2 17:W0	07/19/W2 03:12

Login Sample Receipt Checklist

Client: Geosyntec Consultants Inc

Job Number: 705-1800-1

Login Number: 1800

List Source: Eurofins Atlanta

List Number: 1

Creator: Pomuti, Carmen

Question	Answer	Comment
Radioactivity wasn't checked or is </= background as measured by a survey meter.	True	
The cooler's custody seal, if present, is intact.	True	
Sample custody seals, if present, are intact.	True	
The cooler or samples do not appear to have been compromised or tampered with.	True	
Samples were received on ice.	True	
Cooler Temperature is acceptable.	True	
Cooler Temperature is recorded.	True	
COC is present.	True	
COC is filled out in ink and legible.	True	
COC is filled out with all pertinent information.	True	
Is the Field Sampler's name present on COC?	True	
There are no discrepancies between the containers received and the COC.	True	
Samples are received within Holding Time (excluding tests with immediate HTs)	True	
Sample containers have legible labels.	True	
Containers are not broken or leaking.	True	
Sample collection date/times are provided.	True	
Appropriate sample containers are used.	True	
Sample bottles are completely filled.	True	
Sample Preservation Verified.	True	
There is sufficient vol. for all requested analyses, incl. any requested MS/MSDs	True	
Containers requiring zero headspace have no headspace or bubble is <6mm (1/4").	True	
Multiphasic samples are not present.	True	
Samples do not require splitting or compositing.	True	
Residual Chlorine Checked.	N/A	

END OF REPORT

eurofins | Environment Testing

ANALYTICAL REPORT

PREPARED FOR

Attn: Kip Gray
Geosyntec Consultants Inc
1255 Roberts Blvd. NW
Suite 200
Kennesaw, Georgia 30144

Generated 7/24/2024 4:33:36 PM Revision 1

JOB DESCRIPTION

Plant Hammond

JOB NUMBER

705-1889-1

Eurofins Atlanta
3080 Presidential Dr
Atlanta GA 30340

See page two for job notes and contact information.

my EOL

Eurofins Atlanta

Job Notes

The test results in this report relate only to the samples as received by the laboratory and will meet all requirements of the methodology, with any exceptions noted. This report shall not be reproduced except in full, without the express written approval of the laboratory. All questions should be directed to the Eurofins Environment Testing Southeast, LLC Project Manager.

Authorization

Generated
7/24/2024 4:33:36 PM
Revision 1

Authorized for release by
David Fuller, Project Manager
David.Fuller@et.eurofinsus.com
(770)344-8986

Table of Contents

Glossary

Abbreviation	These commonly used abbreviations may or may not be present in this report.
¤	Listed under the "D" column to designate that the result is reported on a dry weight basis
%R	Percent Recovery
CFL	Contains Free Liquid
CFU	Colony Forming Unit
CNF	Contains No Free Liquid
DER	Duplicate Error Ratio (normalized absolute difference)
Dil Fac	Dilution Factor
DL	Detection Limit (DoD/DOE)
DL, RA, RE, IN	Indicates a Dilution, Re-analysis, Re-extraction, or additional Initial metals/anion analysis of the sample
DLC	Decision Level Concentration (Radiochemistry)
EDL	Estimated Detection Limit (Dioxin)
LOD	Limit of Detection (DoD/DOE)
LOQ	Limit of Quantitation (DoD/DOE)
MCL	EPA recommended "Maximum Contaminant Level"
MDA	Minimum Detectable Activity (Radiochemistry)
MDC	Minimum Detectable Concentration (Radiochemistry)
MDL	Method Detection Limit
ML	Minimum Level (Dioxin)
MPN	Most Probable Number
MQL	Method Quantitation Limit
NC	Not Calculated
ND	Not Detected at the reporting limit (or MDL or EDL if shown)
NEG	Negative / Absent
POS	Positive / Present
PQL	Practical Quantitation Limit
PRES	Presumptive
QC	Quality Control
RER	Relative Error Ratio (Radiochemistry)
RL	Reporting Limit or Requested Limit (Radiochemistry)
RPD	Relative Percent Difference, a measure of the relative difference between two points
TEF	Toxicity Equivalent Factor (Dioxin)
TEQ	Toxicity Equivalent Quotient (Dioxin)
TNTC	Too Numerous To Count

Eurofins Atlanta
3080 Presidential Dr
Atlanta, GA 30340
Phone (770) 457-8177

Chain of Custody Record

eurofins | Environment Testing

Client Information	Sampler: Ali Akbari Zain Webb	Lab PM: David Fuller / Phone 770-344-8986	Carrier Tracking No(s):	COC No:
Client Contact: Kip Gray	Phone:	E-Mail: David.Fuller@et.eurofinsus.com	State of Origin: GA	Page: Page 1 of 1
Company: Geosyntec Consultants Inc	PWSID:			Job #:
Address: 1255 Roberts Blvd, NW Suite 200	Due Date Requested:			Preservation Codes: D - HNO3
City: Kennesaw	TAT Requested (days): RUSH / ~~1 Day TAT~~ Same Day			
State, Zip: GA, 30144	Compliance Project: Δ Yes Δ No			
Phone:	Lab Project #: 70500911 (DO NOT REMOVE)			
Email: Kip.Gray@Geosyntec.com	PO #:			
Project Name: Plant Hammond	Project #:			Other:
Task Code: Task Code#:	SSOW#:			

Analysis Requested

Sample Identification	Sample Date	Sample Time	Sample Type (C=comp, G=grab)	Matrix (W=water, S=solid, O=waste/oil, BT=Tissue, A=Air)		6010D - Total Boron	6020B - Total Arsenic and Iron	6020B - Total Iron and Molybdenum		6010D - Dissolved Boron - Field Filtered (FF)	6020B - Dissolved Arsenic and Iron (FF)	6020B - Dissolved Iron and Molybdenum (FF)	Special Instructions/Note:
HAM-PT-08-0716-UNF-AM	7/16/24	755	G	W		X	X						
HAM-PT-08-0716-FIL-AM	7/16/24	755	G	W	X					X	X		
HAM-PT-14-0716-UNF-AM	7/16/24	745	G	W		X	X						
HAM-PT-14-0716-FIL-AM	7/16/24	745	G	W	X					X	X		
HAM-PT-08-0716-UNF-PM	7/16/24	1845	G	W		X	X						
HAM-PT-08-0716-FIL-PM	7/16/24	1845	G	W	X					X	X		
HAM-PT-14-0716-UNF-PM	7/16/24	1845	G	W		X	X						
HAM-PT-14-0716-FIL-PM	7/16/24	1845	G	W	X					X	X		

05 1889 COC

Possible Hazard Identification
☐ Non-Hazard ☐ Flammable ☐ Skin Irritant ☐ Poison B ☐ Unknown ☐ Radiological

Sample Disposal (A fee may be assessed if samples are retained longer than 1 month)
☐ Return To Client ☐ Disposal By Lab ☐ Archive For _____ Months

Deliverable Requested: I, II, III, IV, Other (specify)

Special Instructions/QC Requirements

Empty Kit Relinquished by	Date	Time	Method of Shipment: Courier

Relinquished by	Date/Time	Company	Received by	Date/Time	Company
[signature]	7/17/24		[signature]	7-17-24 7:00	
[signature]	7-17-24 9:10		Anna Neal	7-17-24 910	Eurofins

Custody Seals Intact: Δ Yes Δ No	Custody Seal No.	Cooler Temperature(s) °C and Other Remarks: 4.2°C

Job Narrative
705-1889-1

Revision
The report being provided is a revision of the original report sent on 7/17/2024. The report (revision 1) is being revised in order to correct a sample-switch issue in the metals prep lab.

Analytical test results meet all requirements of the associated regulatory program listed on the Accreditation/Certification Summary Page unless otherwise noted under the individual analysis. Data qualifiers and/or narrative comments are included to explain any exceptions, if applicable.

- Matrix QC may not be reported if insufficient sample is provided or site-specific QC samples were not submitted. In these situations, to demonstrate precision and accuracy at a batch level, a LCS/LCSD may be performed, unless otherwise specified in the method.
- Surrogate and/or isotope dilution analyte recoveries (if applicable) which are outside of the QC window are confirmed unless attributed to a dilution or otherwise noted in the narrative.

Receipt
The samples were received on 7/17/2024 9:10 AM. Unless otherwise noted below, the samples arrived in good condition, and, where required, properly preserved and on ice. The temperature of the cooler at receipt time was 4.2°C.

Metals
Method 020 - Total ecoverable: Samples AM-PT-08-071 -UN -AM (705-1889-1) and AM-PT-14-071 -UN -PM (705-1889-7) were switched during the method preparation step. The samples were analy ed directly from the bottle and results confirmed that the these two samples were switched. The samples were reprocessed to report correctly.

No additional analytical or quality issues were noted, other than those described above or in the Definitions/ Glossary page.

Client Sample Results

Client: Geosyntec Consultants Inc
Project/Site: Plant Hammond

Job ID: 705-1889-1

Client Sample ID: AMP -TU-02-071N-Fr x-MP

Lab Sample ID: 705-122H-1

Date Cdlle/ te4: 078I N8v3 07:55

P atWb: c ateW

Date Re/ eihe4: 078I78v3 0H:10

P et6d4: Sc 23N N010D - P etals (ICT)

Mnalyte	Result	QualifieW	RL	P DL	F nit	D	TWpaWd4	Mnalyze4	Dil xa/
BdWn	0.20		0.040	0.026	mg/L		07/17/24 09:54	07/17/24 16:52	1

P et6d4: Sc 23N N0v0B - P etals (ICT8P S) - Udtal Re/ dheWble

Mnalyte	Result	QualifieW	RL	P DL	F nit	D	TWpaWd4	Mnalyze4	Dil xa/
MWeni/	0.v5		0.0050	0.0013	mg/L		07/17/24 10:15	07/17/24 15:34	1
IWn	7.,		0.040	0.018	mg/L		07/17/24 10:15	07/17/24 15:34	1

Client Sample Results

Client: Geosyntec Consultants Inc
Project/Site: Plant Hammond

Job ID: 705-1889-1

Client Sample ID: AMP -TU-02-071N-xIL-MP

Lab Sample ID: 705-122H-v

Date Cdlle/ te4: 078I N8v3 07:55

P atWb: c ateW

Date Re/ eihe4: 078I78v3 0H:10

P et6d4: Sc 23N N010D - P etals (ICT) - Dissdlhe4

Mnalyte	Result	QualifieW	RL	P DL	F nit	D	TWpaWd4	Mnalyze4	Dil xa/
BdWn9Dissdlhe4	0.7N		0.040	0.026	mg/L			07/17/24 13:42	1

P et6d4: Sc 23N N0v0B - P etals (ICT8P S) - Dissdlhe4

Mnalyte	Result	QualifieW	RL	P DL	F nit	D	TWpaWd4	Mnalyze4	Dil xa/
MWeni/ 9Dissdlhe4	0.v2		0.0050	0.0013	mg/L			07/17/24 16:46	1
IWn9Dissdlhe4	7.3		0.040	0.018	mg/L			07/17/24 16:46	1

Client Sample Results

Client: Geosyntec Consultants Inc
Project/Site: Plant Hammond

Job ID: 705-1889-1

Client Sample ID: AMP -TU-13-071N-Fr x-MP

Lab Sample ID: 705-122H-,

Date Cdlle/ te4: 078I N8v3 07:35

P atWb: c ateW

Date Re/ eihe4: 078I78v3 0H:10

P et6d4: Sc 23N N010D - P etals (ICT)

Mnalyte	Result	QualifieW	RL	P DL	F nit	D	TWpaWd4	Mnalyze4	Dil xa/
BdWdn	0.Nv		0.040	0.026	mg/L		07/17/24 09:54	07/17/24 14:13	1

P et6d4: Sc 23N N0v0B - P etals (ICT8P S) - Udtal Re/ dheWdble

Mnalyte	Result	QualifieW	RL	P DL	F nit	D	TWpaWd4	Mnalyze4	Dil xa/
MWdeni/	0.v3		0.0050	0.0013	mg/L		07/17/24 10:15	07/17/24 15:27	1
IWdn	N,		4.0	1.8	mg/L		07/17/24 10:15	07/17/24 16:18	100

Client Sample Results

Client: Geosyntec Consultants Inc
Project/Site: Plant Hammond

Job ID: 705-1889-1

Client Sample ID: AMP -TU-13-071N-xIL-MP

Lab Sample ID: 705-122H-3

Date Cdlle/ te4: 078I N8v3 07:35

P atWb: c ateW

Date Re/ eihe4: 078I78v3 0H:10

P et6d4: Sc 23N N010D - P etals (ICT) - Dissdlhe4

Mnalyte	Result	QualifieW	RL	P DL	F nit	D	TWpaWd4	Mnalyze4	Dil xa/
BdWln9Dissdlhe4	0.N3		0.040	0.026	mg/L			07/17/24 13:45	1

P et6d4: Sc 23N N0v0B - P etals (ICT8P S) - Dissdlhe4

Mnalyte	Result	QualifieW	RL	P DL	F nit	D	TWpaWd4	Mnalyze4	Dil xa/
MWeni/ 9Dissdlhe4	0.15		0.0050	0.0013	mg/L			07/17/24 16:50	1
IWln9Dissdlhe4	1,		0.040	0.018	mg/L			07/17/24 16:50	1

Client Sample Results

Client: Geosyntec Consultants Inc
Project/Site: Plant Hammond

Job ID: 705-1889-1

Client Sample ID: AMP -TU-02-071N-Fr x-TP

Lab Sample ID: 705-122H-5

Date Cdlle/ te4: 078I N8v3 12:35

P atWb: c ateW

Date Re/ eihe4: 078I78v3 0H:10

P et6d4: Sc 23N N010D - P etals (ICT)

Mnalyte	Result	QualifieW	RL	P DL	F nit	D	TWpaW4	Mnalyze4	Dil xa/
BdWn	0.7N		0.040	0.026	mg/L		07/17/24 09:54	07/17/24 14:16	1

P et6d4: Sc 23N N0v0B - P etals (ICT8P S) - Udtal Re/ dheWble

Mnalyte	Result	QualifieW	RL	P DL	F nit	D	TWpaW4	Mnalyze4	Dil xa/
MVeni/	0., 3		0.0050	0.0013	mg/L		07/17/24 10:15	07/17/24 15:30	1
IWn	vv		0.040	0.018	mg/L		07/17/24 10:15	07/17/24 15:30	1

Client Sample Results

Client: Geosyntec Consultants Inc
Project/Site: Plant Hammond

Job ID: 705-1889-1

Client Sample ID: AMP -TU-02-071N-xIL-TP

Lab Sample ID: 705-122H-N

Date Cdlle/ te4: 078I N8v3 12:35

P atWb: c ateW

Date Re/ eihe4: 078I78v3 0H:10

P et6d4: Sc 23N N010D - P etals (ICT) - Dissdlhe4

Mnalyte	Result	QualifieW	RL	P DL	F nit	D	TWpaWd4	Mnalyze4	Dil xa/
BdWln9Dissdlhe4	0.N5		0.040	0.026	mg/L			07/17/24 13:49	1

P et6d4: Sc 23N N0v0B - P etals (ICT8P S) - Dissdlhe4

Mnalyte	Result	QualifieW	RL	P DL	F nit	D	TWpaWd4	Mnalyze4	Dil xa/
MWeni/ 9Dissdlhe4	0., 0		0.0050	0.0013	mg/L			07/17/24 16:14	1
IWln9Dissdlhe4	H.H		0.040	0.018	mg/L			07/17/24 16:14	1

Client Sample Results

Client: Geosyntec Consultants Inc
Project/Site: Plant Hammond

Job ID: 705-1889-1

Client Sample ID: AMP -TU-13-071N-Fr x-TP

Lab Sample ID: 705-122H-7

Date Cdlle/ te4: 078I N8v3 12:35

P atWb: c ateW

Date Re/ eihe4: 078I78v3 0H:10

P et6d4: Sc 23N N010D - P etals (ICT)

Mnalyte	Result	QualifieW	RL	P DL	F nit	D	TWpaWd4	Mnalyze4	Dil xa/
BdWdn	0.Nv		0.040	0.026	mg/L		07/17/24 09:54	07/17/24 14:19	1

P et6d4: Sc 23N N0v0B - P etals (ICT8P S) - Udtal Re/ dheWdble

Mnalyte	Result	QualifieW	RL	P DL	F nit	D	TWpaWd4	Mnalyze4	Dil xa/
MVdeni/	0.020		0.0050	0.0013	mg/L		07/17/24 10:15	07/17/24 15:23	1
IWdn	, 3		0.040	0.018	mg/L		07/17/24 10:15	07/17/24 15:23	1

Client Sample Results

Client: Geosyntec Consultants Inc
Project/Site: Plant Hammond

Job ID: 705-1889-1

Client Sample ID: AMP -TU-13-071N-xIL-TP

Lab Sample ID: 705-122H-2

Date Cdlle/ te4: 078I N8v3 12:35

P atWb: c ateW

Date Re/ eihe4: 078I78v3 0H:10

P et6d4: Sc 23N N010D - P etals (ICT) - Dissdlhe4

Mnalyte	Result	QualifieW	RL	P DL	F nit	D	TWpaWd4	Mnalyze4	Dil xa/
BdWln9Dissdlhe4	0.30		0.040	0.026	mg/L			07/17/24 13:52	1

P et6d4: Sc 23N N0v0B - P etals (ICT8P S) - Dissdlhe4

Mnalyte	Result	QualifieW	RL	P DL	F nit	D	TWpaWd4	Mnalyze4	Dil xa/
MWeni/ 9Dissdlhe4	0.0v3		0.0050	0.0013	mg/L			07/17/24 16:54	1
IWln9Dissdlhe4	v0		0.040	0.018	mg/L			07/17/24 16:54	1

QC Sample Results

Client: Geosyntec Consultants Inc
Project/Site: Plant Hammond

Job ID: 705-1889-1

Method: 6010D - Metals (ICP)

Lab Sample ID: MB 705-3776/1-A — **Client Sample ID: Method Blank**
Matrix: Water — **Prep Type: Total/NA**
Analysis Batch: 3915 — **Prep Batch: 3776**

Analyte	MB Result	MB Qualifier	RL	MDL	Unit	D	Prepared	Analyzed	Dil Fac
Boron	ND		0.040	0.026	mg/L		07/17/24 09:54	07/17/24 13:55	1

Lab Sample ID: LCS 705-3776/2-A — **Client Sample ID: Lab Control Sample**
Matrix: Water — **Prep Type: Total/NA**
Analysis Batch: 3915 — **Prep Batch: 3776**

Analyte	Spike Added	LCS Result	LCS Qualifier	Unit	D	%Rec	%Rec Limits
Boron	1.00	1.03		mg/L		103	80 - 120

Lab Sample ID: LCSD 705-3776/3-A — **Client Sample ID: Lab Control Sample Dup**
Matrix: Water — **Prep Type: Total/NA**
Analysis Batch: 3915 — **Prep Batch: 3776**

Analyte	Spike Added	LCSD Result	LCSD Qualifier	Unit	D	%Rec	%Rec Limits	RPD	RPD Limit
Boron	1.00	1.03		mg/L		103	80 - 120	0	20

Lab Sample ID: MB 705-3817/1-A — **Client Sample ID: Method Blank**
Matrix: Water — **Prep Type: Dissolved**
Analysis Batch: 3915

Analyte	MB Result	MB Qualifier	RL	MDL	Unit	D	Prepared	Analyzed	Dil Fac
Boron, Dissolved	ND		0.040	0.026	mg/L			07/17/24 13:33	1

Lab Sample ID: LCS 705-3817/2-A — **Client Sample ID: Lab Control Sample**
Matrix: Water — **Prep Type: Dissolved**
Analysis Batch: 3915

Analyte	Spike Added	LCS Result	LCS Qualifier	Unit	D	%Rec	%Rec Limits
Boron, Dissolved	1.00	1.03		mg/L		103	80 - 120

Lab Sample ID: LCSD 705-3817/3-A — **Client Sample ID: Lab Control Sample Dup**
Matrix: Water — **Prep Type: Dissolved**
Analysis Batch: 3915

Analyte	Spike Added	LCSD Result	LCSD Qualifier	Unit	D	%Rec	%Rec Limits	RPD	RPD Limit
Boron, Dissolved	1.00	1.01		mg/L		101	80 - 120	2	20

Method: 6020B - Metals (ICP/MS)

Lab Sample ID: MB 705-3771/1-A — **Client Sample ID: Method Blank**
Matrix: Water — **Prep Type: Total Recoverable**
Analysis Batch: 3925 — **Prep Batch: 3771**

Analyte	MB Result	MB Qualifier	RL	MDL	Unit	D	Prepared	Analyzed	Dil Fac
Arsenic	ND		0.0050	0.0013	mg/L		07/17/24 10:15	07/17/24 15:11	1
Iron	ND		0.040	0.018	mg/L		07/17/24 10:15	07/17/24 15:11	1

Method: 6020B - Metals (ICP/MS) (Continued)

Lab Sample ID: LCS 705-3771/2-A
Matrix: Water
Analysis Batch: 3925

Client Sample ID: Lab Control Sample
Prep Type: Total Recoverable
Prep Batch: 3771

Analyte			Spike Added	LCS Result	LCS Qualifier	Unit	D	%Rec	%Rec Limits		
Arsenic			0.100	0.105		mg/L		105	80 - 120		
Iron			1.00	1.10		mg/L		110	80 - 120		

Lab Sample ID: LCSD 705-3771/3-A
Matrix: Water
Analysis Batch: 3925

Client Sample ID: Lab Control Sample Dup
Prep Type: Total Recoverable
Prep Batch: 3771

Analyte			Spike Added	LCSD Result	LCSD Qualifier	Unit	D	%Rec	%Rec Limits	RPD	RPD Limit
Arsenic			0.100	0.0977		mg/L		98	80 - 120	7	20
Iron			1.00	1.02		mg/L		102	80 - 120	7	20

Lab Sample ID: MB 705-3811/1-A
Matrix: Water
Analysis Batch: 3951

Client Sample ID: Method Blank
Prep Type: Dissolved

Analyte	MB Result	MB Qualifier	RL	MDL	Unit	D	Prepared	Analyzed	Dil Fac
Arsenic, Dissolved	ND		0.0050	0.0013	mg/L			07/17/24 16:02	1
Iron, Dissolved	ND		0.040	0.018	mg/L			07/17/24 16:02	1

Lab Sample ID: LCS 705-3811/2-A
Matrix: Water
Analysis Batch: 3951

Client Sample ID: Lab Control Sample
Prep Type: Dissolved

Analyte			Spike Added	LCS Result	LCS Qualifier	Unit	D	%Rec	%Rec Limits		
Arsenic, Dissolved			0.100	0.0951		mg/L		95	80 - 120		
Iron, Dissolved			1.00	1.00		mg/L		100	80 - 120		

Lab Chronicle

Client: Geosyntec Consultants Inc
Project/Site: Plant Hammond

Job ID: 705-1889-1

Client Sample ID: HAM-PT-09-0713-F54-AM — Lab Sample ID: 70x-199W1

Date Collecte2: 078138Rv 07:xx — **Matrid: / ater**
Date 6eceiye2: 078178Rv 0W10

Prep TBpe	satch TBpe	satch Metho2	6zn	Dilztion 4actor	satch 5zmber	AnalBut	Lab	Prepare2 or AnalBN2
Total/NA	Prep	3010A			3776	BR	EET ATL	07/17/24 09:54
Total/NA	Analysis	6010D		1	3915	DS	EET ATL	07/17/24 16:52
Total Recoverable	Prep	3005A			3771	BR	EET ATL	07/17/24 10:15
Total Recoverable	Analysis	6020B		1	3925	IF	EET ATL	07/17/24 15:34

Client Sample ID: HAM-PT-09-0713-4IL-AM — Lab Sample ID: 70x-199WR

Date Collecte2: 078138Rv 07:xx — **Matrid: / ater**
Date 6eceiye2: 078178Rv 0W10

Prep TBpe	satch TBpe	satch Metho2	6zn	Dilztion 4actor	satch 5zmber	AnalBut	Lab	Prepare2 or AnalBN2
Dissolved	Analysis	6010D		1	3915	DS	EET ATL	07/17/24 13:42
Dissolved	Analysis	6020B		1	3951	IF	EET ATL	07/17/24 16:46

Client Sample ID: HAM-PT-1v-0713-F54-AM — Lab Sample ID: 70x-199WU

Date Collecte2: 078138Rv 07:vx — **Matrid: / ater**
Date 6eceiye2: 078178Rv 0W10

Prep TBpe	satch TBpe	satch Metho2	6zn	Dilztion 4actor	satch 5zmber	AnalBut	Lab	Prepare2 or AnalBN2
Total/NA	Prep	3010A			3776	BR	EET ATL	07/17/24 09:54
Total/NA	Analysis	6010D		1	3915	DS	EET ATL	07/17/24 14:13
Total Recoverable	Prep	3005A			3771	BR	EET ATL	07/17/24 10:15
Total Recoverable	Analysis	6020B		1	3925	IF	EET ATL	07/17/24 15:27
Total Recoverable	Prep	3005A			3771	BR	EET ATL	07/17/24 10:15
Total Recoverable	Analysis	6020B		100	3925	IF	EET ATL	07/17/24 16:18

Client Sample ID: HAM-PT-1v-0713-4IL-AM — Lab Sample ID: 70x-199Wv

Date Collecte2: 078138Rv 07:vx — **Matrid: / ater**
Date 6eceiye2: 078178Rv 0W10

Prep TBpe	satch TBpe	satch Metho2	6zn	Dilztion 4actor	satch 5zmber	AnalBut	Lab	Prepare2 or AnalBN2
Dissolved	Analysis	6010D		1	3915	DS	EET ATL	07/17/24 13:45
Dissolved	Analysis	6020B		1	3951	IF	EET ATL	07/17/24 16:50

Client Sample ID: HAM-PT-09-0713-F54-PM — Lab Sample ID: 70x-199Wx

Date Collecte2: 078138Rv 19:vx — **Matrid: / ater**
Date 6eceiye2: 078178Rv 0W10

Prep TBpe	satch TBpe	satch Metho2	6zn	Dilztion 4actor	satch 5zmber	AnalBut	Lab	Prepare2 or AnalBN2
Total/NA	Prep	3010A			3776	BR	EET ATL	07/17/24 09:54
Total/NA	Analysis	6010D		1	3915	DS	EET ATL	07/17/24 14:16
Total Recoverable	Prep	3005A			3771	BR	EET ATL	07/17/24 10:15
Total Recoverable	Analysis	6020B		1	3925	IF	EET ATL	07/17/24 15:30

Lab Chronicle

Client: Geosyntec Consultants Inc
Project/Site: Plant Hammond

Job ID: 705-1889-1

Client Sample ID: HAM-PT-09-0713-4IL-PM

Lab Sample ID: 70x-199W3

Date Collecte2: 078I38Rv 19:vx

Matrid: / ater

Date 6 eceiye2: 078I78Rv 0W10

Prep TBpe	s atch TBpe	s atch Metho2	6 z n	Dilz tion 4actor	s atch 5 z mber	AnalBut	Lab	Prepare2 or AnalBNe2
Dissolved	Analysis	6010D		1	3915	DS	EET ATL	07/17/24 13:49
Dissolved	Analysis	6020B		1	3951	IF	EET ATL	07/17/24 16:14

Client Sample ID: HAM-PT-1v-0713-F54-PM

Lab Sample ID: 70x-199W7

Date Collecte2: 078I38Rv 19:vx

Matrid: / ater

Date 6 eceiye2: 078I78Rv 0W10

Prep TBpe	s atch TBpe	s atch Metho2	6 z n	Dilz tion 4actor	s atch 5 z mber	AnalBut	Lab	Prepare2 or AnalBNe2
Total/NA	Prep	3010A			3776	BR	EET ATL	07/17/24 09:54
Total/NA	Analysis	6010D		1	3915	DS	EET ATL	07/17/24 14:19
Total Recoverable	Prep	3005A			3771	BR	EET ATL	07/17/24 10:15
Total Recoverable	Analysis	6020B		1	3925	IF	EET ATL	07/17/24 15:23

Client Sample ID: HAM-PT-1v-0713-4IL-PM

Lab Sample ID: 70x-199W9

Date Collecte2: 078I38Rv 19:vx

Matrid: / ater

Date 6 eceiye2: 078I78Rv 0W10

Prep TBpe	s atch TBpe	s atch Metho2	6 z n	Dilz tion 4actor	s atch 5 z mber	AnalBut	Lab	Prepare2 or AnalBNe2
Dissolved	Analysis	6010D		1	3915	DS	EET ATL	07/17/24 13:52
Dissolved	Analysis	6020B		1	3951	IF	EET ATL	07/17/24 16:54

LaboratorB 6 eferenceu:

EET ATL = Eurofins Atlanta, 3080 Presidential Dr, Atlanta, GA 30340, TEL (770)457-8177

Accreditation/Certification Summary

Client: Geosyntec Consultants Inc
Project/Site: Plant Hammond

Job ID: 705-1889-1

Laboratory: Eurofins Atlanta

The accreditations/certifications listed below are applicable to this report.

Authority	Program	Identification Number	Expiration Date
Florida	NELAP	E87582	06-30-25

Method Summary

l ien nt Gs noyct Gu l ot yaiGPt Gy lt u
r jo/nuGHeGa: r iPt GmPd d ot A

Job ID: 705-122C-1

Method	Method Description	Protocol	Laboratory
8010D	4 nGPiy Gl r (	HM2W8	)) E TEL
80B03	4 nGPiy Gl r S4 H(	HM2W8	)) E TEL
p005T	r jn, PjPGot REoGPi v nuo=njPbin oj Deyyoi=nA 4 nGPiy	HM2W8	)) E TEL
p010T	r jn, PjPGot R EoGPi 4 nGPiy	HM2W8	)) E TEL

Protocol References:

HM2W8 " hEnyG4 nGFoAy goj) =PiaPGa N HoieA MPyGaR r FcyeuPiS Fnd euPi 4 nGFoAyhREFejA) AeGot R9 o=nd bnj 1C28 Tt A IGy U, APGay.

Laboratory References:

)) E TEL ") ajofe y TGPt GPRp020 r jnyeAnt GPi DjRTGPt GPRs T p0pW0RE) L 6770(W57-2177

Sample Summary

Client: Geosyntec Consultants Inc
r jo/ectS-lite: r lant mad d onA

Job ID: 705-144P-1

Lab Sample ID	Client Sample ID	Matrix	Collected	Received
705-144P-1	mMT -r 9-04-0713-F L W-MT	2 atej	07S13S36 07:55	07S17S36 0P:10
705-144P-8	mMT -r 9-04-0713-WU-MT	2 atej	07S13S36 07:55	07S17S36 0P:10
705-144P-N	mMT -r 9-16-0713-F L W-MT	2 atej	07S13S36 07:65	07S17S36 0P:10
705-144P-6	mMT -r 9-16-0713-WU-MT	2 atej	07S13S36 07:65	07S17S36 0P:10
705-144P-5	mMT -r 9-04-0713-F L W-r T	2 atej	07S13S36 14:65	07S17S36 0P:10
705-144P-3	mMT -r 9-04-0713-WU-r T	2 atej	07S13S36 14:65	07S17S36 0P:10
705-144P-7	mMT -r 9-16-0713-F L W-r T	2 atej	07S13S36 14:65	07S17S36 0P:10
705-144P-4	mMT -r 9-16-0713-WU-r T	2 atej	07S13S36 14:65	07S17S36 0P:10

Login Sample Receipt Checklist

Client: Geosyntec Consultants Inc

Job Number: 705-1889-1

Login Number: 1889
List Number: 1
Creator: Wallace, Ryan

List Source: Eurofins Atlanta

Question	Answer	Comment
Radioactivity wasn't checked or is </= background as measured by a survey meter.	True	
The cooler's custody seal, if present, is intact.	True	
Sample custody seals, if present, are intact.	True	
The cooler or samples do not appear to have been compromised or tampered with.	True	
Samples were received on ice.	True	
Cooler Temperature is acceptable.	True	
Cooler Temperature is recorded.	True	
COC is present.	True	
COC is filled out in ink and legible.	True	
COC is filled out with all pertinent information.	True	
Is the Field Sampler's name present on COC?	True	
There are no discrepancies between the containers received and the COC.	True	
Samples are received within Holding Time (excluding tests with immediate HTs)	True	
Sample containers have legible labels.	True	
Containers are not broken or leaking.	True	
Sample collection date/times are provided.	True	
Appropriate sample containers are used.	True	
Sample bottles are completely filled.	True	
Sample Preservation Verified.	True	
There is sufficient vol. for all requested analyses, incl. any requested MS/MSDs	True	
Containers requiring zero headspace have no headspace or bubble is <6mm (1/4").	True	
Multiphasic samples are not present.	True	
Samples do not require splitting or compositing.	True	
Residual Chlorine Checked.	True	

END OF REPORT

eurofins | Environment Testing

ANALYTICAL REPORT

PREPARED FOR

Attn: Kip Gray
Geosyntec Consultants Inc
1255 Roberts Blvd. NW
Suite 200
Kennesaw, Georgia 30144

Generated 7/18/2024 6:33:25 PM

JOB DESCRIPTION

Plant Hammond

JOB NUMBER

705-2068-1

Eurofins Atlanta
3080 Presidential Dr
Atlanta GA 30340

See page two for job notes and contact information.

my EOL

Eurofins Atlanta

Job Notes

The test results in this report relate only to the samples as received by the laboratory and will meet all requirements of the methodology, with any exceptions noted. This report shall not be reproduced except in full, without the express written approval of the laboratory. All questions should be directed to the Eurofins Environment Testing Southeast, LLC Project Manager.

Authorization

Generated
7/18/2024 6:33:25 PM

Authorized for release by
David Fuller, Project Manager
David.Fuller@et.eurofinsus.com
(770)344-8986

Table of Contents

Definitions/Glossary

Client: Geosyntec Consultants Inc
Project/Site: Plant Hammond

Job ID: 705-2068-1

Qualifiers

Metals

Qualifier	Qualifier Description
4	MS, MSD: The analyte present in the original sample is greater than 4 times the matrix spike concentration; therefore, control limits are not applicable.

Glossary

Abbreviation	These commonly used abbreviations may or may not be present in this report.
¤	Listed under the "D" column to designate that the result is reported on a dry weight basis
%R	Percent Recovery
CFL	Contains Free Liquid
CFU	Colony Forming Unit
CNF	Contains No Free Liquid
DER	Duplicate Error Ratio (normalized absolute difference)
Dil Fac	Dilution Factor
DL	Detection Limit (DoD/DOE)
DL, RA, RE, IN	Indicates a Dilution, Re-analysis, Re-extraction, or additional Initial metals/anion analysis of the sample
DLC	Decision Level Concentration (Radiochemistry)
EDL	Estimated Detection Limit (Dioxin)
LOD	Limit of Detection (DoD/DOE)
LOQ	Limit of Quantitation (DoD/DOE)
MCL	EPA recommended "Maximum Contaminant Level"
MDA	Minimum Detectable Activity (Radiochemistry)
MDC	Minimum Detectable Concentration (Radiochemistry)
MDL	Method Detection Limit
ML	Minimum Level (Dioxin)
MPN	Most Probable Number
MQL	Method Quantitation Limit
NC	Not Calculated
ND	Not Detected at the reporting limit (or MDL or EDL if shown)
NEG	Negative / Absent
POS	Positive / Present
PQL	Practical Quantitation Limit
PRES	Presumptive
QC	Quality Control
RER	Relative Error Ratio (Radiochemistry)
RL	Reporting Limit or Requested Limit (Radiochemistry)
RPD	Relative Percent Difference, a measure of the relative difference between two points
TEF	Toxicity Equivalent Factor (Dioxin)
TEQ	Toxicity Equivalent Quotient (Dioxin)
TNTC	Too Numerous To Count

Eurofins Atlanta
3080 Presidential Dr
Atlanta, GA 30340
Phone (770) 457-8177

Chain of Custody Record

eurofins | Environment Testing

Client Information	Sampler: Zain Webb/Ali A	Lab PM: David Fuller / Phone 770-344-8986	Carrier Tracking No(s):	COC No:
Client Contact: Kip Gray	Phone:	E-Mail: David.Fuller@et.eurofinsus.com	State of Origin: GA	Page: Page 1 of 1
Company: Geosyntec Consultants Inc	PWSID:			Job #:
Address: 1255 Roberts Blvd, NW Suite 200	Due Date Requested:			
City: Kennesaw	TAT Requested (days): RUSH / ~~1-Day TAT~~ Same day			
State, Zip: GA, 30144	Compliance Project: Δ Yes Δ No			
Phone:	Lab Project #: 70500911 (DO NOT REMOVE)			
Email: Kip.Gray@Geosyntec.com	PO #:			
Project Name: Plant Hammond	Project #:			
Task Code: Task Code#	SSOW#:			

Analysis Requested

Preservation Codes: D - HNO3

Other:

Sample Identification	Sample Date	Sample Time	Sample Type (C=comp, G=grab)	Matrix (W=water, S=solid, O=waste/oil, BT=Tissue, A=Air)	6010D - Total Boron	6020B - Total Arsenic and Iron	6020B - Total Iron and Molybdenum	6010D - Dissolved Boron - Field Filtered (FF)	6020B - Dissolved Arsenic and Iron (FF)	6020B - Dissolved Iron and Molybdenum (FF)	Special Instructions/Note:
HAM-PT-11-0717-UNF	07/17/24	1000	G	W	X		X				
HAM-PT-11-0717-FIL	07/17/24	1000	G	W				X		X	
HAM-PT-12-07-17-UNF	07/17/24	1200	G	W	X		X				
HAM-PT-12-07-17-FIL	07/17/24	1200	G	W				X		X	
HAM-PT-9-07-17-UNF	07/17/24	1400	G	W	X		X				
HAM-PT-9-07-17-FIL	07/17/24	1400	G	W				X		X	
HAM-PT-10-07-17-UNF	07/17/24	1400	G	W	X		X				

705

705-2068 COC

Possible Hazard Identification
☐ Non-Hazard ☐ Flammable ☐ Skin Irritant ☐ Poison B ☐ Unknown ☐ Radiological

Sample Disposal (A fee may be assessed if samples are retained longer than 1 month)
☐ Return To Client ☐ Disposal By Lab ☐ Archive For _____ Months

Deliverable Requested: I, II, III, IV, Other (specify)

Special Instructions/QC Requirements:

Empty Kit Relinquished by	Date	Time	Method of Shipment:

Relinquished by	Date/Time	Company	Received by	Date/Time	Company
[signature]	7/18/24		[signature]	7-18-24 8:30	
[signature]	7/18/24 9:39		[signature]	07.18.24 09.39	

Custody Seals Intact: Δ Yes Δ No	Custody Seal No	Cooler Temperature(s) °C and Other Remarks: #2665 0.2°C

Job Narrative
705-2068-1

Analytical test results meet all requirements of the associated regulatory program listed on the Accreditation/Certification Summary Page unless otherwise noted under the individual analysis. Data qualifiers and/or narrative comments are included to explain any exceptions, if applicable.

- Matrix QC may not be reported if insufficient sample is provided or site-specific QC samples were not submitted. In these situations, to demonstrate precision and accuracy at a batch level, a LCS/LCSD may be performed, unless otherwise specified in the method.
- Surrogate and/or isotope dilution analyte recoveries (if applicable) which are outside of the QC window are confirmed unless attributed to a dilution or otherwise noted in the narrative.

Receipt
The samples were received on 7/18/2024 9: 9 AM. Unless otherwise noted below, the samples arrived in good condition, and, where required, properly preserved and on ice. The temperature of the cooler at receipt time was 0.2°C.

Metals
Method 020 - Total ecoverable: The matrix spi e / matrix spi e duplicate (MS/MSD) recoveries for the following sample associated with preparation batch 705-404 and analytical batch 705-4209 were outside control limits: AM-PT-11-0717-UN (705-20 8-1), AM-PT-12-07-17-UN (705-20 8-), AM-PT-9-07-17-UN (705-20 8-5) and AM-PT-10-07-17-UN (705-20 8-7). The associated laboratory control sample (LCS) recovery met acceptance criteria.

No additional analytical or quality issues were noted, other than those described above or in the Definitions/ Glossary page.

Client Sample Results

i et Gs y t ocuGst a i oGcPesr Gsc lGa
j /oS ashmst : j er Gsd r . . oG2

Job ID: 705-104C-I

Client Sample ID: MPT -UN-AA-07A7-F r x

Lab Sample ID: 705-102H-A

Date Cdlle/ te4: 078A78 l v A0:00
Date Re/ ei3e4: 078A-H8 l v 0h:6h

T atWo: c ateW

T et(d4: Sc Hv2 20A0D - T etals)ICU.

Pnalzte	Result	f ualiBeW	RL	T DL	Fnit	D	UWpaW4	PnalzQe4	Dil xa/
, dWln	0yH0		06g0	06014	. LHN		07HlCH1g l 0:g1	07HlCH1g l g:55	l

T et(d4: Sc Hv2 2010, - T etals)ICU8T S. - Ndtal Re/ d3eWble

Pnalzte	Result	f ualiBeW	RL	T DL	Fnit	D	UWpaW4	PnalzQe4	Dil xa/
IWln	A6		06g0	06l C	. LHN		07HlCH1g l 0:50	07HlCH1g l 7:g0	l
T dlzb4enum	0y00H7		06l0050	06l00048	. LHN		07HlCH1g l 0:50	07HlCH1g l 7:g0	l

, P/ovrGc 9 sr Gsr

Client Sample Results

i et Gs y t ocuGst a i oGcPesr Gsc IGa
j /oS ashmst : j er Gsd r . . oG2

Job ID: 705-104C-I

Client Sample ID: MPT -UN-AA-07A7-xIL

Lab Sample ID: 705-102H-1

Date Cdlle/ te4: 078A78 v A0:00

T atWb: c ateW

Date Re/ ei3e4: 078AH8 v 0h:6h

T et(d4: Sc Hv2 20A0D - T etals)ICU. - Dissdl3e4

Pnalzte	Result	f ualiBeW	RL	T DL	Fnit	D	UWpaWd4	PnalzQe4	Dil xa/
, dWln9Dissdl3e4	0yH1		06g0	06014	. LHN			07HI CH1g I 5:I 8	I

T et(d4: Sc Hv2 2010, - T etals)ICU8T S. - Dissdl3e4

Pnalzte	Result	f ualiBeW	RL	T DL	Fnit	D	UWpaWd4	PnalzQe4	Dil xa/
IWln9Dissdl3e4	A1		06g0	06I C	. LHN			07HI CH1g I 5:gC	I
T dlzb4enum9Dissdl3e4	0y00HA		060050	0600048	. LHN			07HI CH1g I 5:gC	I

, P/ovrGc 9 sr Gsr

Client Sample Results

i et Gs y t ocuGst a i oGcPesr Gsc IGa
j /oS ashmst : j er Gsd r . . oG2

Job ID: 705-104C-I

Client Sample ID: MPT -UN-A1-07-A7-F r x

Lab Sample ID: 705-102H-6

Date Cdlle/ te4: 078A78 v A1:00
Date Re/ ei3e4: 078AH8 v 0h:6h

T atWo: c ateW

T et(d4: Sc Hv2 20A0D - T etals)ICU.

Pnalzte	Result	f ualiBeW	RL	T DL	Fnit	D	UWpaW4	PnalzQe4	Dil xa/
, dWn	Ay1		06 0g0	06 014	. LHN		07HI CH1g I 0:g1	07HI CH1g I g:E8	I

T et(d4: Sc Hv2 2010, - T etals)ICU8T S. - Ndtal Re/ d3eWble

Pnalzte	Result	f ualiBeW	RL	T DL	Fnit	D	UWpaW4	PnalzQe4	Dil xa/
T dlzb4enum	0y16		06 0050	06 00048	. LHN		07HI CH1g I 0:50	07HI CH1g I 7:51	I
IWn	0y20		06 0g0	06 0I C	. LHN		07HI CH1g I 0:50	07HI CH1g I 7:51	I

Client Sample Results

i et Gs y t ocuGst a i oGcPesr Gsc IGa
j /oS ashmst : j er Gsd r . . oG2

Job ID: 705-104C-l

Client Sample ID: MPT -UN-A1-07-A7-xIL

Lab Sample ID: 705-102H-v

Date Cdlle/ te4: 078A78l v A1:00
Date Re/ ei3e4: 078AH8l v 0h:6h

T atWb: c ateW

T et(d4: Sc Hv2 20A0D - T etals)ICU. - Dissdl3e4

Pnalzte	Result	f ualiBeW	RL	T DL	Fnit	D	UWpaWd4	PnalzQe4	Dil xa/
, dWln9Dissdl3e4	Ay6		06 0g0	06 014	. LHN			07HI CH1g l 5:11	l

T et(d4: Sc Hv2 2010, - T etals)ICU8T S. - Dissdl3e4

Pnalzte	Result	f ualiBeW	RL	T DL	Fnit	D	UWpaWd4	PnalzQe4	Dil xa/
T dlzb4enum9Dissdl3e4	0y16		06 0050	06 00048	. LHN			07HI CH1g l 5:51	l
l/oGADrccoe3t 2	f D		06 0g0	06 0l C	. LHN			07HI CH1g l 5:51	l

, P/ovrGc 9 se Gsr

Client Sample Results

i et Gs y t ocuGst a i oGcPesr Gsc IGa
j /oS ashmst : j er Gsd r . . oG2

Job ID: 705-104C-I

Client Sample ID: MPT -UN-h-07-A7-F r x

Lab Sample ID: 705-102H-5

Date Cdlle/ te4: 078A78 v Av:00

T atWb: c ateW

Date Re/ ei3e4: 078AH8 v 0h:6h

T et(d4: Sc Hv2 20A0D - T etals)ICU.

Pnalzte	Result	f ualiBeW	RL	T DL	Fnit	D	UWpaWd4	PnalzQe4	Dil xa/
, dWln	Ay0		06Og0	06014	. LHN		07HI CH1g I 0:g1	07HI CH1g I g:5C	I

T et(d4: Sc Hv2 2010, - T etals)ICU8T S. - Ndtal Re/ d3eWdble

Pnalzte	Result	f ualiBeW	RL	T DL	Fnit	D	UWpaWd4	PnalzQe4	Dil xa/
T dlzb4enum	0y15		06O050	06O0048	. LHN		07HI CH1g I 0:50	07HI CH1g I 7:54	I
IWln	0y7H		06Og0	06OI C	. LHN		07HI CH1g I 0:50	07HI CH1g I 7:54	I

, P/ovrGc 9 sr Gsr

Client Sample Results

i et Gs y t ocuGst a i oGcPesr Gsc IGa
j /oS ashmst : j er Gsd r . . oG2

Job ID: 705-104C-I

Client Sample ID: MPT -UN-h-07-A7-xIL

Lab Sample ID: 705-102H-2

Date Cdlle/ te4: 078A78lv Av:00

T atWb: c ateW

Date Re/ ei3e4: 078AH8lv 0h:6h

T et(d4: Sc Hv2 20A0D - T etals)ICU. - Dissdl3e4

Pnalzte	Result	f ualiBeW	RL	T DL	Fnit	D	UWpaWd4	PnalzQe4	Dil xa/
, dWln9Dissdl3e4	Ay0		06Og0	06014	. LHN			07HlCHg l 5:15	I

T et(d4: Sc Hv2 2010, - T etals)ICU8T S. - Dissdl3e4

Pnalzte	Result	f ualiBeW	RL	T DL	Fnit	D	UWpaWd4	PnalzQe4	Dil xa/
T dlzb4enum9Dissdl3e4	0ylv		060050	0600048	. LHN			07HlCHg l 5:54	I
IWln9Dissdl3e4	0yv2		06Og0	06Dl C	. LHN			07HlCHg l 5:54	I

, P/ovrGc 9 se Gsr

Client Sample Results

i et Gs y t ocuGst a i oGcPesr Gsc IGa
j /oS ashmst : j er Gsd r . . oG2

Job ID: 705-104C-I

Client Sample ID: MPT -UN-A0-07-A7-F r x

Lab Sample ID: 705-102H-7

Date Cdlle/ te4: 078A78 v Av:00
Date Re/ ei3e4: 078AH8 v 0h:6h

T atWo: c ateW

T et(d4: Sc Hv2 20A0D - T etals)ICU.

Pnalzte	Result	f ualiBeW	RL	T DL	Fnit	D	UWpaW4	PnalzQe4	Dil xa/
, dWln	Ay7		06 0g0	06 014	. LHN		07HI C-1g I 0:g1	07HI C-1g I 5:0I	I

T et(d4: Sc Hv2 2010, - T etals)ICU8T S. - Ndtal Re/ d3eWble

Pnalzte	Result	f ualiBeW	RL	T DL	Fnit	D	UWpaW4	PnalzQe4	Dil xa/
T dlzb4enum	0yA7		06 0050	06 00048	. LHN		07HI C-1g I 0:50	07HI C-1g I C:00	I
IWln	0yA0		06 0g0	06 0I C	. LHN		07HI C-1g I 0:50	07HI C-1g I C:00	I

, P/ovrGc 9 se Gsr

Method: 6010D - Metals (ICP)

Lab Sample ID: MB 705-4045/1-A — **Client Sample ID: Method Blank**
Matrix: Water — **Prep Type: Total/NA**
Analysis Batch: 4166 — **Prep Batch: 4045**

Analyte	MB Result	MB Qualifier	RL	MDL	Unit	D	Prepared	Analyzed	Dil Fac
Bo/oG	ND		0.040	0.012	A 6Hg		07HI CH-14 I 0:41	07HI CH-14 I 4:LL	I

Lab Sample ID: LCS 705-4045/2-A — **Client Sample ID: Lab Control Sample**
Matrix: Water — **Prep Type: Total/NA**
Analysis Batch: 4166 — **Prep Batch: 4045**

Analyte	Spike Added	LCS Result	LCS Qualifier	Unit	D	%Rec	%Rec Limits
Bo/oG	I .00	I .0L		A 6Hg		I 0L	C0 - I 10

Lab Sample ID: 705-2068-3 MS — **Client Sample ID: HAM-PT-12-07-17-UNF**
Matrix: Water — **Prep Type: Total/NA**
Analysis Batch: 4166 — **Prep Batch: 4045**

Analyte	Sample Result	Sample Qualifier	Spike Added	MS Result	MS Qualifier	Unit	D	%Rec	%Rec Limits
Bo/oG	I .1		I .00	1.10		A 6Hg		I 00	75 - I 15

Lab Sample ID: 705-2068-3 MSD — **Client Sample ID: HAM-PT-12-07-17-UNF**
Matrix: Water — **Prep Type: Total/NA**
Analysis Batch: 4166 — **Prep Batch: 4045**

Analyte	Sample Result	Sample Qualifier	Spike Added	MSD Result	MSD Qualifier	Unit	D	%Rec	%Rec Limits	RPD	RPD Limit
Bo/oG	I .1		I .00	1.15		A 6Hg		I 05	75 - I 15	1	10

Lab Sample ID: MB 705-4056/1-A — **Client Sample ID: Method Blank**
Matrix: Water — **Prep Type: Dissolved**
Analysis Batch: 4166

Analyte	MB Result	MB Qualifier	RL	MDL	Unit	D	Prepared	Analyzed	Dil Fac
Bo/oG3Dmccoe9t M	ND		0.040	0.012	A 6Hg			07HI CH-14 I 5:I 0	I

Lab Sample ID: LCS 705-4056/2-A — **Client Sample ID: Lab Control Sample**
Matrix: Water — **Prep Type: Dissolved**
Analysis Batch: 4166

Analyte	Spike Added	LCS Result	LCS Qualifier	Unit	D	%Rec	%Rec Limits
Bo/oG3Dmccoe9t M	I .00	I .04		A 6Hg		I 04	C0 - I 10

Lab Sample ID: LCSD 705-4056/3-A — **Client Sample ID: Lab Control Sample Dup**
Matrix: Water — **Prep Type: Dissolved**
Analysis Batch: 4166

Analyte	Spike Added	LCSD Result	LCSD Qualifier	Unit	D	%Rec	%Rec Limits	RPD	RPD Limit
Bo/oG3Dmccoe9t M	I .00	I .04		A 6Hg		I 04	C0 - I 10	I	10

Method: 6020B - Metals (ICP/MS)

Lab Sample ID: MB 705-4043/1-A — **Client Sample ID: Method Blank**
Matrix: Water — **Prep Type: Total Recoverable**
Analysis Batch: 4209 — **Prep Batch: 4043**

Analyte	MB Result	MB Qualifier	RL	MDL	Unit	D	Prepared	Analyzed	Dil Fac
I/oG	ND		0.040	0.0I C	A 6Hg		07HI CH14 I 0:50	07HI CH14 I 7:L1	I
f oeubM GPA	ND		0.0050	0.0002E	A 6Hg		07HI CH14 I 0:50	07HI CH14 I 7:L1	I

Lab Sample ID: LCS 705-4043/2-A — **Client Sample ID: Lab Control Sample**
Matrix: Water — **Prep Type: Total Recoverable**
Analysis Batch: 4209 — **Prep Batch: 4043**

Analyte	Spike Added	LCS Result	LCS Qualifier	Unit	D	%Rec	%Rec Limits
I/oG	I .00	I .07		A 6Hg		I 07	C0 - I 10
f oeubM GPA	0.I 00	0.I 02		A 6Hg		I 02	C0 - I 10

Lab Sample ID: 705-2068-1 MS — **Client Sample ID: HAM-PT-11-0717-UNF**
Matrix: Water — **Prep Type: Total Recoverable**
Analysis Batch: 4209 — **Prep Batch: 4043**

Analyte	Sample Result	Sample Qualifier	Spike Added	MS Result	MS Qualifier	Unit	D	%Rec	%Rec Limits
I/oG	I L		I .00	I 4.2	4	A 6Hg		I 4I	75 - I 15
f oeubM GPA	0.00C7		0.I 00	0.II 1		A 6Hg		I 04	75 - I 15

Lab Sample ID: 705-2068-1 MSD — **Client Sample ID: HAM-PT-11-0717-UNF**
Matrix: Water — **Prep Type: Total Recoverable**
Analysis Batch: 4209 — **Prep Batch: 4043**

Analyte	Sample Result	Sample Qualifier	Spike Added	MSD Result	MSD Qualifier	Unit	D	%Rec	%Rec Limits	RPD	RPD Limit
I/oG	I L		I .00	I 4.5	4	A 6Hg		I L1	75 - I 15	I	10
f oeubM GPA	0.00C7		0.I 00	0.III		A 6Hg		I 01	75 - I 15	I	10

Lab Sample ID: MB 705-4051/1-A — **Client Sample ID: Method Blank**
Matrix: Water — **Prep Type: Dissolved**
Analysis Batch: 4197

Analyte	MB Result	MB Qualifier	RL	MDL	Unit	D	Prepared	Analyzed	Dil Fac
I/oG3Drccoe9t M	ND		0.040	0.0I C	A 6Hg			07HI CH14 I 5:L2	I
f oeubM GPA 3Drccoe9t M	ND		0.0050	0.0002E	A 6Hg			07HI CH14 I 5:L2	I

Lab Sample ID: LCS 705-4051/2-A — **Client Sample ID: Lab Control Sample**
Matrix: Water — **Prep Type: Dissolved**
Analysis Batch: 4197

Analyte	Spike Added	LCS Result	LCS Qualifier	Unit	D	%Rec	%Rec Limits
I/oG3Drccoe9t M	I .00	0.E22		A 6Hg		E7	C0 - I 10
f oeubM GPA 3Drccoe9t M	0.I 00	0.0EEI		A 6Hg		EE	C0 - I 10

Lab Sample ID: LCSD 705-4051/3-A — **Client Sample ID: Lab Control Sample Dup**
Matrix: Water — **Prep Type: Dissolved**
Analysis Batch: 4197

Analyte	Spike Added	LCSD Result	LCSD Qualifier	Unit	D	%Rec	%Rec Limits	RPD	RPD Limit
I/oG3Drccoe9t M	I .00	0.E71		A 6Hg		E7	C0 - I 10	I	10
f oeubM GPA 3Drccoe9t M	0.I 00	0.I 0I		A 6Hg		I 0I	C0 - I 10	I	10

Lab Chronicle

Client: Geosyntec Consultants Inc
r jo/ectSHite: r lant mad d onp

Job ID: 705-1089-P

Client Sample ID: HAM-PT-00-9707-1 3 F — Lab Sample ID: 795-49xW0

Date Collecte2: 978 0784R 09:99 — **Matrid: / ater**
Date v ecei6e2: 978 0W84R 9y:By

Prep Tspe	uatch Tspe	uatch Metho2	v Nn	DilNtion Factor	uatch 3 Nmber	Analszt	Lab	Prepare2 or AnalsUe2
EotalSL B	r je3	A0P0B			R0R5	HB	66E BET	07SP9SIR P0:R1
EotalSL B	Bnalysis	80P0D		P	RP88	DH	66E BET	07SP9SIR PR:55
Eotal Neco2ejable	r je3	A005B			R0RA	HB	66E BET	07SP9SIR P0:50
Eotal Neco2ejable	Bnalysis	80104		P	R10v	IF	66E BET	07SP9SIR P7:R0

Client Sample ID: HAM-PT-00-9707-FIL — Lab Sample ID: 795-49xW4

Date Collecte2: 978 0784R 09:99 — **Matrid: / ater**
Date v ecei6e2: 978 0W84R 9y:By

Prep Tspe	uatch Tspe	uatch Metho2	v Nn	DilNtion Factor	uatch 3 Nmber	Analszt	Lab	Prepare2 or AnalsUe2
Dissol2ep	Bnalysis	80P0D		P	RP88	DH	66E BET	07SP9SIR P5:Pv
Dissol2ep	Bnalysis	80104		P	RPv7	IF	66E BET	07SP9SIR P5:R9

Client Sample ID: HAM-PT-04-97-07-1 3 F — Lab Sample ID: 795-49xWB

Date Collecte2: 978 0784R 04:99 — **Matrid: / ater**
Date v ecei6e2: 978 0W84R 9y:By

Prep Tspe	uatch Tspe	uatch Metho2	v Nn	DilNtion Factor	uatch 3 Nmber	Analszt	Lab	Prepare2 or AnalsUe2
EotalSL B	r je3	A0P0B			R0R5	HB	66E BET	07SP9SIR P0:R1
EotalSL B	Bnalysis	80P0D		P	RP88	DH	66E BET	07SP9SIR PR:Av
Eotal Neco2ejable	r je3	A005B			R0RA	HB	66E BET	07SP9SIR P0:50
Eotal Neco2ejable	Bnalysis	80104		P	R10v	IF	66E BET	07SP9SIR P7:51

Client Sample ID: HAM-PT-04-97-07-FIL — Lab Sample ID: 795-49xWR

Date Collecte2: 978 0784R 04:99 — **Matrid: / ater**
Date v ecei6e2: 978 0W84R 9y:By

Prep Tspe	uatch Tspe	uatch Metho2	v Nn	DilNtion Factor	uatch 3 Nmber	Analszt	Lab	Prepare2 or AnalsUe2
Dissol2ep	Bnalysis	80P0D		P	RP88	DH	66E BET	07SP9SIR P5:11
Dissol2ep	Bnalysis	80104		P	RPv7	IF	66E BET	07SP9SIR P5:51

Client Sample ID: HAM-PT-y-97-07-1 3 F — Lab Sample ID: 795-49xW5

Date Collecte2: 978 0784R 0R:99 — **Matrid: / ater**
Date v ecei6e2: 978 0W84R 9y:By

Prep Tspe	uatch Tspe	uatch Metho2	v Nn	DilNtion Factor	uatch 3 Nmber	Analszt	Lab	Prepare2 or AnalsUe2
EotalSL B	r je3	A0P0B			R0R5	HB	66E BET	07SP9SIR P0:R1
EotalSL B	Bnalysis	80P0D		P	RP88	DH	66E BET	07SP9SIR PR:59
Eotal Neco2ejable	r je3	A005B			R0RA	HB	66E BET	07SP9SIR P0:50
Eotal Neco2ejable	Bnalysis	80104		P	R10v	IF	66E BET	07SP9SIR P7:58

Lab Chronicle

Client: Geosyntec Consultants Inc
r jo/ectSHite: r lant mad d onp

Job ID: 705-1089-P

Client Sample ID: HAM-PT-y-97-07-FIL

Lab Sample ID: 795-49xWx

Date Collecte2: 978078 4R 0R:99

Matrid: / ater

Date v ecei6e2: 978 0W 84R 9y:By

Prep Tspe	u atch Tspe	u atch Metho2	v Nn	DilNtion Factor	u atch 3 Nmber	Analszt	Lab	Prepare2 or AnalsUe2
Dissol2ep	Bnalysis	80P0D		P	RP88	DH	66E BET	07SP9S1R P5:15
Dissol2ep	Bnalysis	80104		P	RPv7	IF	66E BET	07SP9S1R P5:58

Client Sample ID: HAM-PT-09-97-07-1 3 F

Lab Sample ID: 795-49xW7

Date Collecte2: 978078 4R 0R:99

Matrid: / ater

Date v ecei6e2: 978 0W 84R 9y:By

Prep Tspe	u atch Tspe	u atch Metho2	v Nn	DilNtion Factor	u atch 3 Nmber	Analszt	Lab	Prepare2 or AnalsUe2
EotalSL B	r je3	A0P0B			R0R5	HB	66E BET	07SP9S1R P0:R1
EotalSL B	Bnalysis	80P0D		P	RP88	DH	66E BET	07SP9S1R P5:0P
Eotal Neco2ejable	r je3	A005B			R0RA	HB	66E BET	07SP9S1R P0:50
Eotal Neco2ejable	Bnalysis	80104		P	R10v	IF	66E BET	07SP9S1R P9:00

Laborators v eferencez:

66E BET = 6ujofins Btlanta, A090 r jesipential Dj, Btlanta, GB A0AR0, E6T (770)R57-9P77

6ujofins Btlanta

Accreditation/Certification Summary

Client: Geosyntec Consultants Inc
Project/Site: Plant Hammond

Job ID: 705-2068-1

Laboratory: Eurofins Atlanta

The accreditations/certifications listed below are applicable to this report.

Authority	Program	Identification Number	Expiration Date
Florida	NELAP	E87582	06-30-25

Method Summary

i et Gs y t ocuGst a i oGcPesr Gsc IGa
j /oS ashmnst : j er Gsd r A A oGM

Job ID: 705-102C-l

Method	Method Description	Protocol	Laboratory
20l 0D	4 t sr ec 6i j (	mWC82	)) E TEL
2010B	4 t sr ec 6i j h4 m(	mWC82	)) E TEL
3005T	j /t pr /r smoG, Eosr eRt aovt /r bet o/ Dmccoevt M4 t sr ec	mWC82	)) E TEL
30l 0T	j /t pr /r smoG, Eosr e4 t sr ec	mWC82	)) E TEL

Protocol References:

mWC82 = "Et cs4 t shoMc Fo/) vr ePr smGg moeMWr cst , j hucnar eil ht A nar e4 t shoMc", Ehr/M) MsmoG, Novt A bt / I 9C2 TGMIsc UpMr st c.

Laboratory References:

)) E TEL =) P/ofrGc Tser Gsr , 30C0 j /t crMt Gsm eD/, Tser Gsr , y T 30380, E) L 6770(857-Cl 77

) P/ofrGc Tser Gsr

Sample Summary

Client: Geosyntec Consultants Inc
j /oSectHnite: j lant d aA A onM

Job ID: 705-104P-r

Lab Sample ID	Client Sample ID	Matrix	Collected	Received
705-104P-r	d T9 -j 3-r r -07r 7-F L W	2 ate/	07Hl 7H 8 r 0:00	07Hl PH 8 06:U6
705-104P-1	d T9 -j 3-r r -07r 7-WN	2 ate/	07Hl 7H 8 r 0:00	07Hl PH 8 06:U6
705-104P-U	d T9 -j 3-r 1-07-r 7-F L W	2 ate/	07Hl 7H 8 r 1:00	07Hl PH 8 06:U6
705-104P-8	d T9 -j 3-r 1-07-r 7-WN	2 ate/	07Hl 7H 8 r 1:00	07Hl PH 8 06:U6
705-104P-5	d T9 -j 3-6-07-r 7-F L W	2 ate/	07Hl 7H 8 r 8:00	07Hl PH 8 06:U6
705-104P-4	d T9 -j 3-6-07-r 7-WN	2 ate/	07Hl 7H 8 r 8:00	07Hl PH 8 06:U6
705-104P-7	d T9 -j 3-r 0-07-r 7-F L W	2 ate/	07Hl 7H 8 r 8:00	07Hl PH 8 06:U6

Login Sample Receipt Checklist

Client: Geosyntec Consultants Inc

Job Number: 705-2068-1

Login Number: 2068
List Number: 1
Creator: Pomuti, Carmen

List Source: Eurofins Atlanta

Question	Answer	Comment
Radioactivity wasn't checked or is </= background as measured by a survey meter.	True	
The cooler's custody seal, if present, is intact.	True	
Sample custody seals, if present, are intact.	True	
The cooler or samples do not appear to have been compromised or tampered with.	True	
Samples were received on ice.	True	
Cooler Temperature is acceptable.	True	
Cooler Temperature is recorded.	True	
COC is present.	True	
COC is filled out in ink and legible.	True	
COC is filled out with all pertinent information.	True	
Is the Field Sampler's name present on COC?	True	
There are no discrepancies between the containers received and the COC.	True	
Samples are received within Holding Time (excluding tests with immediate HTs)	True	
Sample containers have legible labels.	True	
Containers are not broken or leaking.	True	
Sample collection date/times are provided.	True	
Appropriate sample containers are used.	True	
Sample bottles are completely filled.	True	
Sample Preservation Verified.	True	
There is sufficient vol. for all requested analyses, incl. any requested MS/MSDs	True	
Containers requiring zero headspace have no headspace or bubble is <6mm (1/4").	True	
Multiphasic samples are not present.	True	
Samples do not require splitting or compositing.	True	
Residual Chlorine Checked.	N/A	

END OF REPORT

eurofins | Environment Testing

ANALYTICAL REPORT

PREPARED FOR

Attn: Kip Gray
Geosyntec Consultants Inc
1255 Roberts Blvd. NW
Suite 200
Kennesaw, Georgia 30144

Generated 7/22/2024 8:12:46 PM

JOB DESCRIPTION

Plant Hammond

JOB NUMBER

705-2266-1

Eurofins Atlanta
3080 Presidential Dr
Atlanta GA 30340

See page two for job notes and contact information.

my EOL

Eurofins Atlanta

Job Notes

The test results in this report relate only to the samples as received by the laboratory and will meet all requirements of the methodology, with any exceptions noted. This report shall not be reproduced except in full, without the express written approval of the laboratory. All questions should be directed to the Eurofins Environment Testing Southeast, LLC Project Manager.

Authorization

Generated
7/22/2024 8:12:46 PM

Authorized for release by
David Fuller, Project Manager
David.Fuller@et.eurofinsus.com
(770)344-8986

Table of Contents

Definitions/Glossary

Client: Geosyntec Consultants Inc
Project/Site: Plant Hammond

Job ID: 705-2266-1

Qualifiers

Metals

Qualifier	Qualifier Description
4	MS, MSD: The analyte present in the original sample is greater than 4 times the matrix spike concentration; therefore, control limits are not applicable.

Glossary

Abbreviation	These commonly used abbreviations may or may not be present in this report.
¤	Listed under the "D" column to designate that the result is reported on a dry weight basis
%R	Percent Recovery
CFL	Contains Free Liquid
CFU	Colony Forming Unit
CNF	Contains No Free Liquid
DER	Duplicate Error Ratio (normalized absolute difference)
Dil Fac	Dilution Factor
DL	Detection Limit (DoD/DOE)
DL, RA, RE, IN	Indicates a Dilution, Re-analysis, Re-extraction, or additional Initial metals/anion analysis of the sample
DLC	Decision Level Concentration (Radiochemistry)
EDL	Estimated Detection Limit (Dioxin)
LOD	Limit of Detection (DoD/DOE)
LOQ	Limit of Quantitation (DoD/DOE)
MCL	EPA recommended "Maximum Contaminant Level"
MDA	Minimum Detectable Activity (Radiochemistry)
MDC	Minimum Detectable Concentration (Radiochemistry)
MDL	Method Detection Limit
ML	Minimum Level (Dioxin)
MPN	Most Probable Number
MQL	Method Quantitation Limit
NC	Not Calculated
ND	Not Detected at the reporting limit (or MDL or EDL if shown)
NEG	Negative / Absent
POS	Positive / Present
PQL	Practical Quantitation Limit
PRES	Presumptive
QC	Quality Control
RER	Relative Error Ratio (Radiochemistry)
RL	Reporting Limit or Requested Limit (Radiochemistry)
RPD	Relative Percent Difference, a measure of the relative difference between two points
TEF	Toxicity Equivalent Factor (Dioxin)
TEQ	Toxicity Equivalent Quotient (Dioxin)
TNTC	Too Numerous To Count

Eurofins Atlanta
3080 Presidential Dr
Atlanta, GA 30340
Phone (770) 457-8177

Chain of Custody Record

eurofins | Environment Testing

Client Information	Sampler: Zain Wett	Lab PM: David Fuller / Phone 770-344-8986	Carrier Tracking No(s):	COC No:
Client Contact: Kip Gray	Phone: 404-434-2074	E-Mail: David.Fuller@et.eurofinsus.com	State of Origin: GA	Page: Page 1 of 1
Company: Geosyntec Consultants Inc	PWSID:			Job #:
Address: 1255 Roberts Blvd, NW Suite 200	Due Date Requested: 1 Day Rush (Monday)			Preservation Codes: D - HNO3
City: Kennesaw	TAT Requested (days): RUSH / 1 Day TAT			
State, Zip: GA, 30144	Compliance Project: Δ Yes Δ No			
Phone:	Lab Project #: 70500911 (DO NOT REMOVE)			
Email: Kip.Gray@Geosyntec.com	PO #:			
Project Name: Plant Hammond	Project #:			
Task Code: Task Code#:	SSOW#:			Other:

Analysis Requested

Sample Identification	Sample Date	Sample Time	Sample Type (C=comp, G=grab)	Matrix (W=water, S=solid, O=waste/oil, BT=Tissue, A=Air)			6010D - Total Boron	6020B - Total Arsenic and Iron	6020B - Total Iron and Molybdenum		6010D - Dissolved Boron - Field Filtered (FF)	6020B - Dissolved Arsenic and Iron (FF)	6020B - Dissolved Iron and Molybdenum (FF)	Special Instructions/Note:
HAM-PT-07-0718 UNF	7/18/24	1405	G	W	2	2	X	X	X		-			
HAM-PT-07-0718-FIL	7/18/24	1405	G	W	2	2			-		X	X	X	
HAM-PT-08-0718-UNF	7/18/24	2052	G	W	2	2	X	X	X					
HAM-PT-08-0718-FIL	7/18/24	2052	G	W	2	2	-	-	-		X	X	X	
HAM-PT-13-0718-UNF	7/18/24	1152	G	W	2	2	X	X	X		-	-	-	
HAM-PT-13-0718-FIL	7/18/24	1152	G	W	2	2	-	-	-		X	X	X	
HAM-PT-14-0718-UNF	7/18/24	1637	G	W	2	2	X	X	X					
HAM-PT-14-0718-FIL	7/18/24	1637	G	W	2	2	-	-	-		X	X	X	
HAM-PT-15-0718-UNF	7/18/24	1818	G	W	2	2	X	X	X		-	-	-	
HAM-PT-15-0718-FIL	7/18/24	1818	G	W	2	2	-	-	-		X	X	X	
TB-01	—	—	—	—	2	2	-	-	-		-	-	-	

705-2266 COC

Possible Hazard Identification: ☐ Non-Hazard ☐ Flammable ☐ Skin Irritant ☐ Poison B ☒ Unknown ☐ Radiological

Sample Disposal (A fee may be assessed if samples are retained longer than 1 month): ☐ Return To Client ☒ Disposal By Lab ☐ Archive For ____ Months

Deliverable Requested: I, II, III, IV, Other (specify)

Special Instructions/QC Requirements

Empty Kit Relinquished by	Date	Time	Method of Shipment:

Relinquished by	Date/Time	Company	Received by	Date/Time	Company
Zain Wett	7/19/24 1154	Geosyntec	Selena Wang	7/19/24 1154	Geosyntec
Selena Wang	7/19/24 13:15	Geosyntec	[illegible]	7-19-24 [illegible]	Eurofins
[illegible]	7-19-24 2:24		Jacqueline Boles	07/19/24 14:14	Eurofins

Custody Seals Intact: Δ Yes Δ No	Custody Seal No	Cooler Temperature(s) °C and Other Remarks: 2.1 2665

Ver: 04/02/2024 7/22/2024

Job Narrative
705- -1

Analytical test results meet all requirements of the associated regulatory program listed on the Accreditation/Certification Summary Page unless otherwise noted under the individual analysis. Data qualifiers and/or narrative comments are included to explain any exceptions, if applicable.

- Matrix QC may not be reported if insufficient sample is provided or site-specific QC samples were not submitted. In these situations, to demonstrate precision and accuracy at a batch level, a LCS/LCSD may be performed, unless otherwise specified in the method.
- Surrogate and/or isotope dilution analyte recoveries (if applicable) which are outside of the QC window are confirmed unless attributed to a dilution or otherwise noted in the narrative.

Receipt
The samples were received on 7/19/2024 2:14 PM. Unless otherwise noted below, the samples arrived in good condition, and, where required, properly preserved and on ice. The temperature of the cooler at receipt time was 2.1°C.

Receipt Exceptions
Limited sample volume was received for the following samples: AM-PT-07-0718- IL (705-22 -2), AM-PT-08-0718- IL (705-22 -4), AM-PT-1 -0718- IL (705-22 -), AM-PT-14-0718- IL (705-22 -8) and AM-PT-15-0718- IL (705-22 -10).

Metals
No additional analytical or quality issues were noted, other than those described above or in the Definitions/ Glossary page.

Client Sample Results

Client: Geosyntec Consultants Inc
Project/Site: Plant Hammond

Job ID: 705-1188-9

Client Sample ID: AMP -TU-07-07HN-Fr x

Date Cdlle/ te4: 078-HN8 l v Hv:05
Date Re/ ei3e4: 078-Hn8 l v Hv:Hv

Lab Sample ID: 705-1122-H

P atWb: c ateW

P et6d4: Sc Nv2 20H0D - P etals (ICT)

Mnalyte	Result	QualifieW	RL	P DL	F nit	D	TWpaW4	Mnalyze4	Dil xa/
BdWn	0.5N		0.040	0.018	m2/6		07/11/14 07:01	07/11/14 9g:9L	9

P et6d4: Sc Nv2 2010B - P etals (ICT8P S) - Udtal Re/ d3eWble

Mnalyte	Result	QualifieW	RL	P DL	F nit	D	TWpaW4	Mnalyze4	Dil xa/
MWeni/	0.1N		0.0050	0.009g	m2/6		07/11/14 08:55	07/11/14 98:47	9
IWn	1H		0.040	0.09L	m2/6		07/11/14 08:55	07/11/14 98:47	9

Client Sample Results

Client: Geosyntec Consultants Inc
Project/Site: Plant Hammond

Job ID: 705-1188-9

Client Sample ID: AMP -TU-07-07HN-xIL

Lab Sample ID: 705-1122-1

Date Cdlle/ te4: 078-HN8 l v Hv:05

P atWb: c ateW

Date Re/ ei3e4: 078-Hn8 l v Hv:Hv

P et6d4: Sc Nv2 20H0D - P etals (ICT) - Dissdl3e4

Mnalyte	Result	QualifieW	RL	P DL	F nit	D	TWpaWd4	Mnalyze4	Dil xa/
BdWln, Dissdl3e4	0.5h		0.040	0.018	m2/6			07/11/14 91:07	9

P et6d4: Sc Nv2 2010B - P etals (ICT8P S) - Dissdl3e4

Mnalyte	Result	QualifieW	RL	P DL	F nit	D	TWpaWd4	Mnalyze4	Dil xa/
MWeni/ , Dissdl3e4	0.12		0.0050	0.009g	m2/6			07/11/14 9A:05	9
IWln, Dissdl3e4	H2		0.040	0.09L	m2/6			07/11/14 94:05	9

Client Sample Results

Client: Geosyntec Consultants Inc
Project/Site: Plant Hammond

Job ID: 705-1188-9

Client Sample ID: AMP -TU-0N-07HN-Fr x

Date Cdlle/ te4: 078-HN8 v 10:51
Date Re/ ei3e4: 078-Hn8 v Hv:Hv

Lab Sample ID: 705-1122-9

P atWb: c ateW

P et6d4: Sc Nv2 20H0D - P etals (ICT)

Mnalyte	Result	QualifieW	RL	P DL	F nit	D	TWpaW4	Mnalyze4	Dil xa/
BdWn	0.71		0.040	0.018	m2/6		07/11/14 07:01	07/11/14 9g:gg	9

P et6d4: Sc Nv2 2010B - P etals (ICT8P S) - Udtal Re/ d3eWble

Mnalyte	Result	QualifieW	RL	P DL	F nit	D	TWpaW4	Mnalyze4	Dil xa/
MWeni/	0.1h		0.0050	0.009g	m2/6		07/11/14 08:55	07/11/14 98:17	9
IWn	N.N		0.040	0.09L	m2/6		07/11/14 08:55	07/11/14 98:17	9

Client Sample Results

Client: Geosyntec Consultants Inc
Project/Site: Plant Hammond

Job ID: 705-1188-9

Client Sample ID: AMP -TU-0N-07HN-xIL

Date CdIle/ te4: 078-HN8l v 10:51
Date Re/ ei3e4: 078-Hn8l v Hv:Hv

Lab Sample ID: 705-1122-v

P atWb: c ateW

P et6d4: Sc Nv2 20H0D - P etals (ICT) - Dissdl3e4

Mnalyte	Result	QualifieW	RL	P DL	F nit	D	TWpaWd4	Mnalyze4	Dil xa/
BdWln, Dissdl3e4	0.75		0.040	0.018	m2/6			07/11/14 91:90	9

P et6d4: Sc Nv2 2010B - P etals (ICT8P S) - Dissdl3e4

Mnalyte	Result	QualifieW	RL	P DL	F nit	D	TWpaWd4	Mnalyze4	Dil xa/
MWeni/ , Dissdl3e4	0.12		0.0050	0.009g	m2/6			07/11/14 9A:0A	9
IWln, Dissdl3e4	7.5		0.040	0.09L	m2/6			07/11/14 94:0A	9

Client Sample Results

Client: Geosyntec Consultants Inc
Project/Site: Plant Hammond

Job ID: 705-1188-9

Client Sample ID: AMP -TU-H9-07HN-Fr x

Lab Sample ID: 705-1122-5

Date Cdlle/ te4: 078-HN8 lv HH:51

P atWb: c ateW

Date Re/ ei3e4: 078-Hh8 lv Hv:Hv

P et6d4: Sc Nv2 20H0D - P etals (ICT)

Mnalyte	Result	QualifieW	RL	P DL	F nit	D	TWpaW4	Mnalyze4	Dil xa/
BdWn	0.59		0.040	0.018	m2/6		07/11/14 07:01	07/11/14 9g:g8	9

P et6d4: Sc Nv2 2010B - P etals (ICT8P S) - Udtal Re/ d3eWble

Mnalyte	Result	QualifieW	RL	P DL	F nit	D	TWpaW4	Mnalyze4	Dil xa/
MWeni/	0.1h		0.0050	0.009g	m2/6		07/11/14 08:55	07/11/14 98:59	9
IWn	HN		0.040	0.09L	m2/6		07/11/14 08:55	07/11/14 98:59	9

Client Sample Results

Client: Geosyntec Consultants Inc
Project/Site: Plant Hammond

Job ID: 705-1188-9

Client Sample ID: AMP -TU-H9-07HN-xIL

Date Cdlle/ te4: 078-HN8 v HH:51
Date Re/ ei3e4: 078-Hn8 v Hv:Hv

Lab Sample ID: 705-1122-2

P atWb: c ateW

P et6d4: Sc Nv2 20H0D - P etals (ICT) - Dissdl3e4

Mnalyte	Result	QualifieW	RL	P DL	F nit	D	TWpaWd4	Mnalyze4	Dil xa/
BdWln, Dissdl3e4	0.52		0.040	0.018	m2/6			07/11/14 91:9g	9

P et6d4: Sc Nv2 2010B - P etals (ICT8P S) - Dissdl3e4

Mnalyte	Result	QualifieW	RL	P DL	F nit	D	TWpaWd4	Mnalyze4	Dil xa/
MWeni/ , Dissdl3e4	0.17		0.0050	0.009g	m2/6			07/11/14 9A:9g	9
IWln, Dissdl3e4	H5		0.040	0.09L	m2/6			07/11/14 94:91	9

Client Sample Results

Client: Geosyntec Consultants Inc
Project/Site: Plant Hammond

Job ID: 705-1188-9

Client Sample ID: AMP -TU-Hv-07HN-Fr x

Date Cdlle/ te4: 078-HN8 v H2:97
Date Re/ ei3e4: 078-Hn8 v Hv:Hv

Lab Sample ID: 705-1122-7

P atWb: c ateW

P et6d4: Sc Nv2 20H0D - P etals (ICT)

Mnalyte	Result	QualifieW	RL	P DL	F nit	D	TWpaW4	Mnalyze4	Dil xa/
BdWn	0.2v		0.040	0.018	m2/6		07/11/14 07:01	07/11/14 9g:gA	9

P et6d4: Sc Nv2 2010B - P etals (ICT8P S) - Udtal Re/ d3eWble

Mnalyte	Result	QualifieW	RL	P DL	F nit	D	TWpaW4	Mnalyze4	Dil xa/
MWeni/	0.1H		0.0050	0.009g	m2/6		07/11/14 08:55	07/11/14 97:99	9
IWn	HN		0.040	0.09L	m2/6		07/11/14 08:55	07/11/14 97:99	9

Client Sample Results

Client: Geosyntec Consultants Inc
Project/Site: Plant Hammond

Job ID: 705-1188-9

Client Sample ID: AMP -TU-Hv-07HN-xIL

Lab Sample ID: 705-1122-N

Date CdIle/ te4: 078-HN8 l v H2:97

P atWb: c ateW

Date Re/ ei3e4: 078-Hn8 l v Hv:Hv

P et6d4: Sc Nv2 20H0D - P etals (ICT) - Dissdl3e4

Mnalyte	Result	QualifieW	RL	P DL	F nit	D	TWpaWd4	Mnalyze4	Dil xa/
BdWln, Dissdl3e4	0.22		0.040	0.018	m2/6			07/11/14 91:95	9

P et6d4: Sc Nv2 2010B - P etals (ICT8P S) - Dissdl3e4

Mnalyte	Result	QualifieW	RL	P DL	F nit	D	TWpaWd4	Mnalyze4	Dil xa/
MWeni/ , Dissdl3e4	0.10		0.0050	0.009g	m2/6			07/11/14 9A:97	9
IWln, Dissdl3e4	Hv		0.040	0.09L	m2/6			07/11/14 94:94	9

Client Sample Results

Client: Geosyntec Consultants Inc
Project/Site: Plant Hammond

Job ID: 705-1188-9

Client Sample ID: AMP -TU-H5-07HN-Fr x

Date Cdlle/ te4: 078-HN8 v HN:HN
Date Re/ ei3e4: 078-Hh8 v Hv:Hv

Lab Sample ID: 705-1122-h

P atWb: c ateW

P et6d4: Sc Nv2 20H0D - P etals (ICT)

Mnalyte	Result	QualifieW	RL	P DL	F nit	D	TWpaWd4	Mnalyze4	Dil xa/
BdWn	0.70		0.040	0.018	m2/6		07/11/14 07:01	07/11/14 9g:41	9

P et6d4: Sc Nv2 2010B - P etals (ICT8P S) - Udtal Re/ d3eWble

Mnalyte	Result	QualifieW	RL	P DL	F nit	D	TWpaWd4	Mnalyze4	Dil xa/
MWeni/	0.v1		0.0050	0.009g	m2/6		07/11/14 08:55	07/11/14 97:95	9
IWn	h.v		0.040	0.09L	m2/6		07/11/14 08:55	07/11/14 97:95	9

Client Sample Results

Client: Geosyntec Consultants Inc
Project/Site: Plant Hammond

Job ID: 705-1188-9

Client Sample ID: AMP -TU-H5-07HN-xIL

Lab Sample ID: 705-1122-H0

Date Cdlle/ te4: 078-HN8 v HN:HN

P atWb: c ateW

Date Re/ ei3e4: 078-Hn8 v Hv:Hv

P et6d4: Sc Nv2 20H0D - P etals (ICT) - Dissdl3e4

Mnalyte	Result	QualifieW	RL	P DL	F nit	D	TWpaW4	Mnalyze4	Dil xa/
BdWn, Dissdl3e4	0.71		0.040	0.018	m2/6			07/11/14 91:9L	9

P et6d4: Sc Nv2 2010B - P etals (ICT8P S) - Dissdl3e4

Mnalyte	Result	QualifieW	RL	P DL	F nit	D	TWpaW4	Mnalyze4	Dil xa/
MWeni/ , Dissdl3e4	0.vH		0.0050	0.009g	m2/6			07/11/14 9A:19	9
IWn, Dissdl3e4	7.7		0.040	0.09L	m2/6			07/11/14 94:98	9

QC Sample Results

Client: Geosyntec Consultants Inc
Project/Site: Plant Hammond

Job ID: 705-1188-9

Method: 6010D - Metals (ICP)

Lab Sample ID: 705-2266-1 MSD
Matrix: Water
Analysis Batch: 4541

Client Sample ID: HAM-PT-07-0718-UNF
Prep Type: Total/NA
Prep Batch: 4417

Analyte	Sample Result	Sample Qualifier	Spike Added	MSD Result	MSD Qualifier	Unit	D	%Rec	%Rec Limits	RPD	RPD Limit
Boron	0N5.		9N00	9N54		m2/6					

Lab Sample ID: MB 705-4419/1-A
Matrix: Water
Analysis Batch: 4514

Client Sample ID: Method Blank
Prep Type: Dissolved

Analyte	MB Result	MB Qualifier	RL	MDL	Unit	D	Prepared	Analyzed	Dil Fac
BorongDissolLed	3 D		0N0, 0	0N018	m2/6			07/11/1, 99:51	9

Lab Sample ID: LCS 705-4419/2-A
Matrix: Water
Analysis Batch: 4514

Client Sample ID: Lab Control Sample
Prep Type: Dissolved

Analyte	Spike Added	LCS Result	LCS Qualifier	Unit	D	%Rec	%Rec Limits
BorongDissolLed	9N00	9N01		m2/6		901	. 0 - 910

Lab Sample ID: LCSD 705-4419/3-A
Matrix: Water
Analysis Batch: 4514

Client Sample ID: Lab Control Sample Dup
Prep Type: Dissolved

Analyte	Spike Added	LCSD Result	LCSD Qualifier	Unit	D	%Rec	%Rec Limits	RPD	RPD Limit
BorongDissolLed	9N00	9N0,		m2/6		90,	. 0 - 910	1	10

Method: 6020B - Metals (ICP/MS)

Lab Sample ID: MB 705-4416/1-A
Matrix: Water
Analysis Batch: 4580

Client Sample ID: Method Blank
Prep Type: Total Recoverable
Prep Batch: 4416

Analyte	MB Result	MB Qualifier	RL	MDL	Unit	D	Prepared	Analyzed	Dil Fac
v rsenic	3 D		0N0050	0N0094	m2/6		07/11/1, 08:55	07/11/1, 98:9A	9
Iron	3 D		0N0, 0	0N09.	m2/6		07/11/1, 08:55	07/11/1, 98:9A	9

Lab Sample ID: LCS 705-4416/2-A
Matrix: Water
Analysis Batch: 4580

Client Sample ID: Lab Control Sample
Prep Type: Total Recoverable
Prep Batch: 4416

Analyte	Spike Added	LCS Result	LCS Qualifier	Unit	D	%Rec	%Rec Limits
v rsenic	0N900	0N0A, 4		m2/6		A,	. 0 - 910
Iron	9N00	9N09		m2/6		909	. 0 - 910

Lab Sample ID: 705-2266-3 MS
Matrix: Water
Analysis Batch: 4580

Client Sample ID: HAM-PT-08-0718-UNF
Prep Type: Total Recoverable
Prep Batch: 4416

Analyte	Sample Result	Sample Qualifier	Spike Added	MS Result	MS Qualifier	Unit	D	%Rec	%Rec Limits
v rsenic	0N1A		0N900	0N4. .		m2/6		900	75 - 915
Iron	. N		9N00	AN8 ,		m2/6		997	75 - 915

QC Sample Results

Client: Geosyntec Consultants Inc
Project/Site: Plant Hammond

Job ID: 705-1188-9

Method: 6020B - Metals (ICP/MS) (Continued)

Lab Sample ID: 705-2266-3 MSD
Matrix: Water
Analysis Batch: 4580

Client Sample ID: HAM-PT-08-0718-UNF
Prep Type: Total Recoverable
Prep Batch: 4416

Analyte	Sample Result	Sample Qualifier	Spike Added	MSD Result	MSD Qualifier	Unit	D	%Rec	%Rec Limits	RPD	RPD Limit
v rsenic	0N A		0N900	0N4AA		m2/6		999	75 - 915	4	10
Iron	. N		9N00	AN87	,	m2/6		. A	75 - 915	4	10

Lab Sample ID: MB 705-4418/1-B
Matrix: Water
Analysis Batch: 4564

Client Sample ID: Method Blank
Prep Type: Dissolved

Analyte	MB Result	MB Qualifier	RL	MDL	Unit	D	Prepared	Analyzed	Dil Fac
v rsenicgDissolLed	3 D		0N0050	0N0094	m2/6			07/11/1, 94:5.	9
IrongDissolLed	3 D		0N0, 0	0N09.	m2/6			07/11/1, 94:5.	9

Lab Sample ID: LCS 705-4418/2-B
Matrix: Water
Analysis Batch: 4564

Client Sample ID: Lab Control Sample
Prep Type: Dissolved

Analyte			Spike Added	LCS Result	LCS Qualifier	Unit	D	%Rec	%Rec Limits		
v rsenicgDissolLed			0N900	0N904		m2/6		904	. 0 - 910		
IrongDissolLed			9N00	0N15		m2/6		. 4	. 0 - 910		

Lab Sample ID: LCSD 705-4418/3-B
Matrix: Water
Analysis Batch: 4564

Client Sample ID: Lab Control Sample Dup
Prep Type: Dissolved

Analyte			Spike Added	LCSD Result	LCSD Qualifier	Unit	D	%Rec	%Rec Limits	RPD	RPD Limit
v rsenicgDissolLed			0N900	0N997		m2/6		997	. 0 - 910	94	10
IrongDissolLed			9N00	0N44		m2/6		. 4	. 0 - 910	9	10

Lab Chronicle

Client: Geosyntec Consultants Inc
Project/Site: Plant Hammond

Job ID: 705-1188-9

Client Sample ID: HAM-PT-09-0971-3 F 5

Lab Sample ID: 904-xxWW7

Date Collecte2: 098718xR7R:04

Matrid: / ater

Date v ecei6e2: 0987y8xR7R:7R

Prep TBpe	s atch TBpe	s atch Metho2	v z n	Dilz tion 5actor	s atch Fzmber	AnalBut	Lab	Prepare2 or AnalBNe2
Total/NA	Prep	3090A			6697	BR	EET ATL	07/11/16 07:01
Total/NA	Analysis	8090D		9	6569	DAB	EET ATL	07/11/16 93:92
Total Reco4erable	Prep	3005A			6698	BR	EET ATL	07/11/16 08:55
Total Reco4erable	Analysis	8010B		9	6520	Iv	EET ATL	07/11/16 98:67

Client Sample ID: HAM-PT-09-0971-5IL

Lab Sample ID: 904-xxWWx

Date Collecte2: 098718xR7R:04

Matrid: / ater

Date v ecei6e2: 0987y8xR7R:7R

Prep TBpe	s atch TBpe	s atch Metho2	v z n	Dilz tion 5actor	s atch Fzmber	AnalBut	Lab	Prepare2 or AnalBNe2
Dissol4ed	Analysis	8090D		9	6596	DAB	EET ATL	07/11/16 91:07
Dissol4ed	Analysis	8010B		9	6586	AD	EET ATL	07/11/16 96:05
Dissol4ed	Analysis	8010B		9	6800	Iv	EET ATL	07/11/16 9F:05

Client Sample ID: HAM-PT-01-0971-3 F 5

Lab Sample ID: 904-xxWWU

Date Collecte2: 098718xRx0:4x

Matrid: / ater

Date v ecei6e2: 0987y8xR7R:7R

Prep TBpe	s atch TBpe	s atch Metho2	v z n	Dilz tion 5actor	s atch Fzmber	AnalBut	Lab	Prepare2 or AnalBNe2
Total/NA	Prep	3090A			6697	BR	EET ATL	07/11/16 07:01
Total/NA	Analysis	8090D		9	6569	DAB	EET ATL	07/11/16 93:33
Total Reco4erable	Prep	3005A			6698	BR	EET ATL	07/11/16 08:55
Total Reco4erable	Analysis	8010B		9	6520	Iv	EET ATL	07/11/16 98:17

Client Sample ID: HAM-PT-01-0971-5IL

Lab Sample ID: 904-xxWWR

Date Collecte2: 098718xRx0:4x

Matrid: / ater

Date v ecei6e2: 0987y8xR7R:7R

Prep TBpe	s atch TBpe	s atch Metho2	v z n	Dilz tion 5actor	s atch Fzmber	AnalBut	Lab	Prepare2 or AnalBNe2
Dissol4ed	Analysis	8090D		9	6596	DAB	EET ATL	07/11/16 91:90
Dissol4ed	Analysis	8010B		9	6586	AD	EET ATL	07/11/16 96:0F
Dissol4ed	Analysis	8010B		9	6800	Iv	EET ATL	07/11/16 9F:0F

Client Sample ID: HAM-PT-7U-0971-3 F 5

Lab Sample ID: 904-xxWW4

Date Collecte2: 098718xR77:4x

Matrid: / ater

Date v ecei6e2: 0987y8xR7R:7R

Prep TBpe	s atch TBpe	s atch Metho2	v z n	Dilz tion 5actor	s atch Fzmber	AnalBut	Lab	Prepare2 or AnalBNe2
Total/NA	Prep	3090A			6697	BR	EET ATL	07/11/16 07:01
Total/NA	Analysis	8090D		9	6569	DAB	EET ATL	07/11/16 93:38
Total Reco4erable	Prep	3005A			6698	BR	EET ATL	07/11/16 08:55
Total Reco4erable	Analysis	8010B		9	6520	Iv	EET ATL	07/11/16 98:59

Lab Chronicle

Client: Geosyntec Consultants Inc
Project/Site: Plant Hammond

Job ID: 705-1188-9

Client Sample ID: HAM-PT-7U-0971-5IL — Lab Sample ID: 904-xxWWW

Date Collecte2: 098718xR77:4x — **Matrid: / ater**
Date v ecei6e2: 0987y8xR7R:7R

Prep TBpe	s atch TBpe	s atch Metho2	vzn	Dilztion 5actor	s atch Fzmber	AnalBut	Lab	Prepare2 or AnalBN2
Dissol4ed	Analysis	8090D		9	6596	DAB	EET ATL	07/11/16 91:93
Dissol4ed	Analysis	8010B		9	6586	AD	EET ATL	07/11/16 96:91
Dissol4ed	Analysis	8010B		9	6800	Iv	EET ATL	07/11/16 9F:93

Client Sample ID: HAM-PT-7R-0971-3 F 5 — Lab Sample ID: 904-xxWW9

Date Collecte2: 098718xR7WU9 — **Matrid: / ater**
Date v ecei6e2: 0987y8xR7R:7R

Prep TBpe	s atch TBpe	s atch Metho2	vzn	Dilztion 5actor	s atch Fzmber	AnalBut	Lab	Prepare2 or AnalBN2
Total/NA	Prep	3090A			6697	BR	EET ATL	07/11/16 07:01
Total/NA	Analysis	8090D		9	6569	DAB	EET ATL	07/11/16 93:3F
Total Reco4erable	Prep	3005A			6698	BR	EET ATL	07/11/16 08:55
Total Reco4erable	Analysis	8010B		9	6520	Iv	EET ATL	07/11/16 97:99

Client Sample ID: HAM-PT-7R-0971-5IL — Lab Sample ID: 904-xxWW1

Date Collecte2: 098718xR7WU9 — **Matrid: / ater**
Date v ecei6e2: 0987y8xR7R:7R

Prep TBpe	s atch TBpe	s atch Metho2	vzn	Dilztion 5actor	s atch Fzmber	AnalBut	Lab	Prepare2 or AnalBN2
Dissol4ed	Analysis	8090D		9	6596	DAB	EET ATL	07/11/16 91:95
Dissol4ed	Analysis	8010B		9	6586	AD	EET ATL	07/11/16 96:96
Dissol4ed	Analysis	8010B		9	6800	Iv	EET ATL	07/11/16 9F:97

Client Sample ID: HAM-PT-74-0971-3 F 5 — Lab Sample ID: 904-xxWWy

Date Collecte2: 098718xR71:71 — **Matrid: / ater**
Date v ecei6e2: 0987y8xR7R:7R

Prep TBpe	s atch TBpe	s atch Metho2	vzn	Dilztion 5actor	s atch Fzmber	AnalBut	Lab	Prepare2 or AnalBN2
Total/NA	Prep	3090A			6697	BR	EET ATL	07/11/16 07:01
Total/NA	Analysis	8090D		9	6569	DAB	EET ATL	07/11/16 93:61
Total Reco4erable	Prep	3005A			6698	BR	EET ATL	07/11/16 08:55
Total Reco4erable	Analysis	8010B		9	6520	Iv	EET ATL	07/11/16 97:95

Client Sample ID: HAM-PT-74-0971-5IL — Lab Sample ID: 904-xxWW70

Date Collecte2: 098718xR71:71 — **Matrid: / ater**
Date v ecei6e2: 0987y8xR7R:7R

Prep TBpe	s atch TBpe	s atch Metho2	vzn	Dilztion 5actor	s atch Fzmber	AnalBut	Lab	Prepare2 or AnalBN2
Dissol4ed	Analysis	8090D		9	6596	DAB	EET ATL	07/11/16 91:92
Dissol4ed	Analysis	8010B		9	6586	AD	EET ATL	07/11/16 96:98
Dissol4ed	Analysis	8010B		9	6800	Iv	EET ATL	07/11/16 9F:19

LaboratorB v eferenceu:
EET ATL = Eurofins Atlanta, 3020 Presidential Dr, Atlanta, GA 30360, TEL (770)657-2977

Accreditation/Certification Summary

Client: Geosyntec Consultants Inc
Project/Site: Plant Hammond

Job ID: 705-2266-1

Laboratory: Eurofins Atlanta

The accreditations/certifications listed below are applicable to this report.

Authority	Program	Identification Number	Expiration Date
Florida	NELAP	E87582	06-30-25

Method Summary

l ient Gs noyct Gu l ot yaiGt G lt u
r jo/nuGHeG: r iPt GmPd d ot A

Job ID: 705-1122-C

Method	Method Description	Protocol	Laboratory
20C0D	4 nGiy Gl r (	HMW82	)) E TEL
2010B	4 nGiy Gl r S4 H(	HMW82	)) E TEL
3005T	r jnpPjPGot , EoGi Rnuovnj Pbin oj Deyyoivn A 4 nGiy	HMW82	)) E TEL
30C0T	r jnpPjPGot , EoGi 4 nGiy	HMW82	)) E TEL

Protocol References:

HMW82 = "EnyG4 nGioAy Foj) vPiaPGg HoieA MPyG, r hcyeuPiS hnd euPi 4 nGioAy", EhejA) AeGot , Novnd bnj C9W2 Tt A IG UpAPGy.

Laboratory References:

)) E TEL =) ajofey TGPt GP, 30W0 r jnyeAnt GPi Dj, TGPt GP, s T 30380, E) L 6770(857-WC77

Sample Summary

Client: Geosyntec Consultants Inc
r jo/ectS-lite: r lant mad d onA

Job ID: 705-1144-P

Lab Sample ID	Client Sample ID	Matrix	Collected	Received
705-1144-P	mMT -r 9-07-07P3-F L W	2 atej	07SP3S18 P8:05	07SP6S18 P8:P8
705-1144-1	mMT -r 9-07-07P3-WU	2 atej	07SP3S18 P8:05	07SP6S18 P8:P8
705-1144-N	mMT -r 9-03-07P3-F L W	2 atej	07SP3S18 10:51	07SP6S18 P8:P8
705-1144-8	mMT -r 9-03-07P3-WU	2 atej	07SP3S18 10:51	07SP6S18 P8:P8
705-1144-5	mMT -r 9-PN-07P3-F L W	2 atej	07SP3S18 PP:51	07SP6S18 P8:P8
705-1144-4	mMT -r 9-PN-07P3-WU	2 atej	07SP3S18 PP:51	07SP6S18 P8:P8
705-1144-7	mMT -r 9-P8-07P3-F L W	2 atej	07SP3S18 P4:N7	07SP6S18 P8:P8
705-1144-3	mMT -r 9-P8-07P3-WU	2 atej	07SP3S18 P4:N7	07SP6S18 P8:P8
705-1144-6	mMT -r 9-P5-07P3-F L W	2 atej	07SP3S18 P3:P3	07SP6S18 P8:P8
705-1144-P0	mMT -r 9-P5-07P3-WU	2 atej	07SP3S18 P3:P3	07SP6S18 P8:P8

Login Sample Receipt Checklist

Client: Geosyntec Consultants Inc

Job Number: 705-2266-1

Login Number: 2266
List Number: 1
Creator: Stephens, Andrena

List Source: Eurofins Atlanta

Question	Answer	Comment
Radioactivity wasn't checked or is </= background as measured by a survey meter.	N/A	
The cooler's custody seal, if present, is intact.	True	
Sample custody seals, if present, are intact.	N/A	
The cooler or samples do not appear to have been compromised or tampered with.	True	
Samples were received on ice.	True	
Cooler Temperature is acceptable.	True	
Cooler Temperature is recorded.	True	
COC is present.	True	
COC is filled out in ink and legible.	True	
COC is filled out with all pertinent information.	True	
Is the Field Sampler's name present on COC?	True	
There are no discrepancies between the containers received and the COC.	True	
Samples are received within Holding Time (excluding tests with immediate HTs)	True	
Sample containers have legible labels.	True	
Containers are not broken or leaking.	True	
Sample collection date/times are provided.	True	
Appropriate sample containers are used.	True	
Sample bottles are completely filled.	False	Limited volume received.
Sample Preservation Verified.	True	
There is sufficient vol. for all requested analyses, incl. any requested MS/MSDs	True	
Containers requiring zero headspace have no headspace or bubble is <6mm (1/4").	N/A	
Multiphasic samples are not present.	N/A	
Samples do not require splitting or compositing.	N/A	
Residual Chlorine Checked.	N/A	

END OF REPORT

eurofins | Environment Testing

ANALYTICAL REPORT

PREPARED FOR

Attn: Kip Gray
Geosyntec Consultants Inc
1255 Roberts Blvd. NW
Suite 200
Kennesaw, Georgia 30144

Generated 7/25/2024 6:03:35 PM

JOB DESCRIPTION

Plant Hammond

JOB NUMBER

705-2571-1

Eurofins Atlanta
3080 Presidential Dr
Atlanta GA 30340

See page two for job notes and contact information.

my EOL

Eurofins Atlanta

Job Notes

The test results in this report relate only to the samples as received by the laboratory and will meet all requirements of the methodology, with any exceptions noted. This report shall not be reproduced except in full, without the express written approval of the laboratory. All questions should be directed to the Eurofins Environment Testing Southeast, LLC Project Manager.

Authorization

Generated
7/25/2024 6:03:35 PM

Authorized for release by
Nikita Kuruganty, Project Manager
Nikita.Kuruganty@et.eurofinsus.com
Designee for
David Fuller, Project Manager
David.Fuller@et.eurofinsus.com
(770)344-8986

Table of Contents

Definitions/Glossary

Client: Geosyntec Consultants Inc
Project/Site: Plant Hammond

Job ID: 705-2571-1

Qualifiers

Metals

Qualifier	Qualifier Description
B	Compound was found in the blank and sample.
J	Result is less than the RL but greater than or equal to the MDL and the concentration is an approximate value.

Glossary

Abbreviation	These commonly used abbreviations may or may not be present in this report.
¤	Listed under the "D" column to designate that the result is reported on a dry weight basis
%R	Percent Recovery
CFL	Contains Free Liquid
CFU	Colony Forming Unit
CNF	Contains No Free Liquid
DER	Duplicate Error Ratio (normalized absolute difference)
Dil Fac	Dilution Factor
DL	Detection Limit (DoD/DOE)
DL, RA, RE, IN	Indicates a Dilution, Re-analysis, Re-extraction, or additional Initial metals/anion analysis of the sample
DLC	Decision Level Concentration (Radiochemistry)
EDL	Estimated Detection Limit (Dioxin)
LOD	Limit of Detection (DoD/DOE)
LOQ	Limit of Quantitation (DoD/DOE)
MCL	EPA recommended "Maximum Contaminant Level"
MDA	Minimum Detectable Activity (Radiochemistry)
MDC	Minimum Detectable Concentration (Radiochemistry)
MDL	Method Detection Limit
ML	Minimum Level (Dioxin)
MPN	Most Probable Number
MQL	Method Quantitation Limit
NC	Not Calculated
ND	Not Detected at the reporting limit (or MDL or EDL if shown)
NEG	Negative / Absent
POS	Positive / Present
PQL	Practical Quantitation Limit
PRES	Presumptive
QC	Quality Control
RER	Relative Error Ratio (Radiochemistry)
RL	Reporting Limit or Requested Limit (Radiochemistry)
RPD	Relative Percent Difference, a measure of the relative difference between two points
TEF	Toxicity Equivalent Factor (Dioxin)
TEQ	Toxicity Equivalent Quotient (Dioxin)
TNTC	Too Numerous To Count

Eurofins Atlanta
3060 Presidential Dr
Atlanta, GA 30340
Phone (770) 457-8177

Chain of Custody Record

eurofins | Environment Testing

Client Information	Sampler: Zari Webb	Lab PM: David Fuller / Phone: 770-344-8986	Carrier Tracking No(s):	COC No:
Client Contact: Kip Gray	Phone: 404-434-2074	E-Mail: David.Fuller@et.eurofinsus.com	State of Origin: GA	Page: Page 1 of 1
Company: Geosyntec Consultants Inc	PWSID:			Job #:
Address: 1255 Roberts Blvd, NW Suite 200	Due Date Requested:			
City: Kennesaw	TAT Requested (days): RUSH / ~~1 Day TAT~~ Same day			
State, Zip: GA, 30144	Compliance Project: Δ Yes Δ No			
Phone:	Lab Project #: 70500911 (DO NOT REMOVE)			
Email: Kip.Gray@Geosyntec.com	PO #:			
Project Name: Plant Hammond	Project #:			
Task Code: Task Code#	SSOW#:			

Analysis Requested

Preservation Codes: D - HNO3

705.2571 COC

Other

Sample Identification	Sample Date	Sample Time	Sample Type (C=comp, G=grab)	Matrix (water, soil, oil/solid, BT=Tissue, A=Air)	6010D - Total Boron	6020B - Total Arsenic and Iron	6020B - Total Iron and Molybdenum	6010D - Dissolved Boron - Field Filtered (FF)	6020B - Dissolved Arsenic and Iron (FF)	6020B - Dissolved Iron and Molybdenum (FF)	Special Instructions/Note:
			Preservation Code:		D	D	D	D	D	D	
HAM-PT-08-7-24-UNF-AM	7/24/24	900	G	W	X	X					
HAM-PT-08-7-24-FIL-AM	7/24/24	900	G	W				X	X		
HAM-PT-14-7-24-UNF-AM	7/24/24	900	G	W	X	X					
HAM-PT-14-7-24-FIL-AM	7/24/24	900	G	W				X	X		
HAM-PT-11-7-24-UNF-AM	7/24/24	1000	G	W	X		X				
HAM-PT-11-7-24-FIL-AM	7/24/24	1000	G	W				X		X	

Possible Hazard Identification
☐ Non-Hazard ☐ Flammable ☐ Skin Irritant ☐ Poison B ☒ Unknown ☐ Radiological

Sample Disposal (A fee may be assessed if samples are retained longer than 1 month)
☐ Return To Client ☒ Disposal By Lab ☐ Archive For ____ Months

Deliverable Requested: I, II, III, IV, Other (specify)

Special Instructions/QC Requirements

Empty Kit Relinquished by	Date	Time	Method of Shipment: Courier

Relinquished by	Date/Time	Company	Received by	Date/Time	Company
Zari Webb	7/24/2024 1116	Geosyntec	[signature]	7/24 11:16AM	
[signature]	7/24 1:05PM		[signature]	7/24/24 13:06	
			0.6°C #2665		

Custody Seals Intact: Δ Yes Δ No	Custody Seal No.	Cooler Temperature(s) °C and Other Remarks:

Eurofins Atlanta
3960 Presidential Dr
Atlanta, GA 30340
Phone (770) 457-8177

Chain of Custody Record

eurofins | Environment Testing

Client Information	Sampler: Zari Webb	Lab PM: David Fuller / Phone 770-344-8986	Carrier Tracking No(s):	COC No:
Client Contact: Kip Gray	Phone: 404-434-2074	E-Mail: David.Fuller@et.eurofinsus.com	State of Origin: GA	Page: Page 1 of 1
Company: Geosyntec Consultants Inc	PWSID:			Job #:
Address: 1255 Roberts Blvd, NW Suite 200	Due Date Requested:			
City: Kennesaw	TAT Requested (days): RUSH / ~~1 Day TAT~~ Same day			
State, Zip: GA, 30144	Compliance Project: Δ Yes Δ No			
Phone:	Lab Project #: 70500911 (DO NOT REMOVE)			
Email: Kip.Gray@Geosyntec.com	PO #:			
Project Name: Plant Hammond	Project #:			
Task Code: Task Code#:	SSOW#:			

Analysis Requested

Preservation Codes: D - HNO3

705-2571 COC

Other:

Sample Identification	Sample Date	Sample Time	Sample Type (C=comp, G=grab)	Matrix (Water, Solid, Oil/Waste, BT=Tissue, A=Air)	6010D - Total Boron	6020B - Total Arsenic and Iron	6020B - Total Iron and Molybdenum	6010D - Dissolved Boron - Field Filtered (FF)	6020B - Dissolved Arsenic and Iron (FF)	6020B - Dissolved Iron and Molybdenum (FF)	Special Instructions/Note:
			Preservation Code:		D	D	D	D	D	D	
HAM-PT-08-7-24-UNF-AM	7/24/24	900	G	W	X	X					
HAM-PT-08-7-24-FIL-AM	7/24/24	900	G	W				X	X		
HAM-PT-14-7-24-UNF-AM	7/24/24	900	G	W	X	X					
HAM-PT-14-7-24-FIL-AM	7/24/24	900	G	W				X	X		
HAM-PT-11-7-24-UNF-AM	7/24/24	1000	G	W	X		X				
HAM-PT-11-7-24-FIL-AM	7/24/24	1000	G	W				X		X	

Possible Hazard Identification
☐ Non-Hazard ☐ Flammable ☐ Skin Irritant ☐ Poison B ☒ Unknown ☐ Radiological

Sample Disposal (A fee may be assessed if samples are retained longer than 1 month)
☐ Return To Client ☒ Disposal By Lab ☐ Archive For Months

Deliverable Requested: I, II, III, IV, Other (specify)

Special Instructions/QC Requirements

Empty Kit Relinquished by	Date	Time	Method of Shipment: Courier

Relinquished by	Date/Time	Company	Received by	Date/Time	Company
Zari Webb	7/24/2024 1116	Geosyntec	[signature]	7/24 11:16AM	
[signature]	7/24 1:05PM		[signature]	7/24/24 13:06	
Relinquished by	Date/Time	Company	Received by	Date/Time	Company
			0.6C #2665		

Custody Seals Intact: Δ Yes Δ No	Custody Seal No	Cooler Temperature(s) °C and Other Remarks

Job Narrative
705-2571-1

Analytical test results meet all requirements of the associated regulatory program listed on the Accreditation/Certification Summary Page unless otherwise noted under the individual analysis. Data qualifiers and/or narrative comments are included to explain any exceptions, if applicable.

- Matrix QC may not be reported if insufficient sample is provided or site-specific QC samples were not submitted. In these situations, to demonstrate precision and accuracy at a batch level, a LCS/LCSD may be performed, unless otherwise specified in the method.
- Surrogate and/or isotope dilution analyte recoveries (if applicable) which are outside of the QC window are confirmed unless attributed to a dilution or otherwise noted in the narrative.

Receipt
The samples were received on 7/24/2024 1:06 PM. Unless otherwise noted below, the samples arrived in good condition, and, where required, properly preserved and on ice. The temperature of the cooler at receipt time was 0.6°C.

Metals
Method 6010D - Dissolved: Insufficient sample volume was available to perform a matrix spike/matrix spike duplicate/sample duplicate (MS/MSD/DUP) associated with preparation batch 705-4898 and analytical batch 705-5015.

Method 6020B - Total Recoverable: The method blank for preparation batch 705-4891 and analytical batch 705-5104 contained Molybdenum above the method detection limit (MDL). Associated sample(s) were not re-extracted and/or re-analyzed because results were greater than 10X the value found in the method blank.

No additional analytical or quality issues were noted, other than those described above or in the Definitions/ Glossary page.

Client Sample Results

Client: Geosyntec Consultants Inc
Project/Site: Plant Hammond

Job ID: 705-2571-1

Client Sample ID: HAM-PT-08-7-24-UNF-AM

Lab Sample ID: 705-2571-1

Date Collected: 07/24/24 09:00

Matrix: Water

Date Received: 07/24/24 13:06

Method: SW846 6010D - Metals (ICP)

Analyte	Result	Qualifier	RL	MDL	Unit	D	Prepared	Analyzed	Dil Fac
Boron	0.70		0.050	0.026	mg/L		07/24/24 14:40	07/25/24 11:27	1

Method: SW846 6020B - Metals (ICP/MS) - Total Recoverable

Analyte	Result	Qualifier	RL	MDL	Unit	D	Prepared	Analyzed	Dil Fac
Arsenic	0.30		0.0050	0.0013	mg/L		07/24/24 13:49	07/25/24 12:04	1
Iron	21		0.10	0.018	mg/L		07/24/24 13:49	07/25/24 12:04	1

Client Sample Results

Client: Geosyntec Consultants Inc
Project/Site: Plant Hammond

Job ID: 705-2571-1

Client Sample ID: HAM-PT-08-7-24-FIL-AM

Lab Sample ID: 705-2571-2

Date Collected: 07/24/24 09:00

Matrix: Water

Date Received: 07/24/24 13:06

Method: SW846 6010D - Metals (ICP) - Dissolved

Analyte	Result	Qualifier	RL	MDL	Unit	D	Prepared	Analyzed	Dil Fac
Boron, Dissolved	0.71		0.050	0.026	mg/L			07/24/24 19:30	1

Method: SW846 6020B - Metals (ICP/MS) - Dissolved

Analyte	Result	Qualifier	RL	MDL	Unit	D	Prepared	Analyzed	Dil Fac
Arsenic, Dissolved	0.26		0.0050	0.0013	mg/L			07/25/24 11:33	1
Iron, Dissolved	11		0.10	0.018	mg/L			07/25/24 11:33	1

Client Sample Results

Client: Geosyntec Consultants Inc
Project/Site: Plant Hammond

Job ID: 705-2571-1

Client Sample ID: HAM-PT-14-7-24-UNF-AM

Lab Sample ID: 705-2571-3

Date Collected: 07/24/24 09:00
Date Received: 07/24/24 13:06

Matrix: Water

Method: SW846 6010D - Metals (ICP)

Analyte	Result	Qualifier	RL	MDL	Unit	D	Prepared	Analyzed	Dil Fac
Boron	0.68		0.050	0.026	mg/L		07/24/24 14:40	07/25/24 11:49	1

Method: SW846 6020B - Metals (ICP/MS) - Total Recoverable

Analyte	Result	Qualifier	RL	MDL	Unit	D	Prepared	Analyzed	Dil Fac
Arsenic	0.21		0.0050	0.0013	mg/L		07/24/24 13:49	07/25/24 12:06	1
Iron	87		1.0	0.18	mg/L		07/24/24 13:49	07/25/24 12:24	10

Client Sample Results

Client: Geosyntec Consultants Inc
Project/Site: Plant Hammond

Job ID: 705-2571-1

Client Sample ID: HAM-PT-14-7-24-FIL-AM

Lab Sample ID: 705-2571-4

Date Collected: 07/24/24 09:00

Matrix: Water

Date Received: 07/24/24 13:06

Method: SW846 6010D - Metals (ICP) - Dissolved

Analyte	Result	Qualifier	RL	MDL	Unit	D	Prepared	Analyzed	Dil Fac
Boron, Dissolved	0.61		0.050	0.026	mg/L			07/24/24 19:33	1

Method: SW846 6020B - Metals (ICP/MS) - Dissolved

Analyte	Result	Qualifier	RL	MDL	Unit	D	Prepared	Analyzed	Dil Fac
Arsenic, Dissolved	0.051		0.0050	0.0013	mg/L			07/25/24 11:35	1
Iron, Dissolved	24		0.10	0.018	mg/L			07/25/24 11:35	1

Client Sample Results

Client: Geosyntec Consultants Inc
Project/Site: Plant Hammond

Job ID: 705-2571-1

Client Sample ID: HAM-PT-11-7-24-UNF-AM

Lab Sample ID: 705-2571-5

Date Collected: 07/24/24 10:00

Matrix: Water

Date Received: 07/24/24 13:06

Method: SW846 6010D - Metals (ICP)

Analyte	Result	Qualifier	RL	MDL	Unit	D	Prepared	Analyzed	Dil Fac
Boron	1.2		0.050	0.026	mg/L		07/24/24 14:40	07/25/24 11:52	1

Method: SW846 6020B - Metals (ICP/MS) - Total Recoverable

Analyte	Result	Qualifier	RL	MDL	Unit	D	Prepared	Analyzed	Dil Fac
Iron	4.9		0.040	0.018	mg/L		07/24/24 13:49	07/25/24 11:52	1
Molybdenum	0.045	B	0.0050	0.00069	mg/L		07/24/24 13:49	07/25/24 11:52	1

Client Sample Results

Client: Geosyntec Consultants Inc
Project/Site: Plant Hammond

Job ID: 705-2571-1

Client Sample ID: HAM-PT-11-7-24-FIL-AM

Lab Sample ID: 705-2571-6

Date Collected: 07/24/24 10:00

Matrix: Water

Date Received: 07/24/24 13:06

Method: SW846 6010D - Metals (ICP) - Dissolved

Analyte	Result	Qualifier	RL	MDL	Unit	D	Prepared	Analyzed	Dil Fac
Boron, Dissolved	1.2		0.050	0.026	mg/L			07/24/24 19:36	1

Method: SW846 6020B - Metals (ICP/MS) - Dissolved

Analyte	Result	Qualifier	RL	MDL	Unit	D	Prepared	Analyzed	Dil Fac
Iron, Dissolved	3.6		0.040	0.018	mg/L			07/25/24 11:38	1
Molybdenum, Dissolved	0.037		0.0050	0.00069	mg/L			07/25/24 11:38	1

QC Sample Results

Client: Geosyntec Consultants Inc
Project/Site: Plant Hammond

Job ID: 705-2571-1

Method: 6010D - Metals (ICP)

Lab Sample ID: MB 705-4894/1-A — **Client Sample ID: Method Blank**
Matrix: Water — **Prep Type: Total/NA**
Analysis Batch: 5076 — **Prep Batch: 4894**

Analyte	MB Result	MB Qualifier	RL	MDL	Unit	D	Prepared	Analyzed	Dil Fac
Boron	ND		0.050	0.026	mg/L		07/24/24 14:40	07/25/24 11:21	1

Lab Sample ID: LCS 705-4894/2-A — **Client Sample ID: Lab Control Sample**
Matrix: Water — **Prep Type: Total/NA**
Analysis Batch: 5076 — **Prep Batch: 4894**

Analyte	Spike Added	LCS Result	LCS Qualifier	Unit	D	%Rec	%Rec Limits
Boron	1.00	1.03		mg/L		103	80 - 120

Lab Sample ID: 705-2571-1 MS — **Client Sample ID: HAM-PT-08-7-24-UNF-AM**
Matrix: Water — **Prep Type: Total/NA**
Analysis Batch: 5076 — **Prep Batch: 4894**

Analyte	Sample Result	Sample Qualifier	Spike Added	MS Result	MS Qualifier	Unit	D	%Rec	%Rec Limits
Boron	0.70		1.00	1.69		mg/L		99	75 - 125

Lab Sample ID: 705-2571-1 MSD — **Client Sample ID: HAM-PT-08-7-24-UNF-AM**
Matrix: Water — **Prep Type: Total/NA**
Analysis Batch: 5076 — **Prep Batch: 4894**

Analyte	Sample Result	Sample Qualifier	Spike Added	MSD Result	MSD Qualifier	Unit	D	%Rec	%Rec Limits	RPD	RPD Limit
Boron	0.70		1.00	1.71		mg/L		101	75 - 125	1	20

Lab Sample ID: MB 705-4898/1-A — **Client Sample ID: Method Blank**
Matrix: Water — **Prep Type: Dissolved**
Analysis Batch: 5015

Analyte	MB Result	MB Qualifier	RL	MDL	Unit	D	Prepared	Analyzed	Dil Fac
Boron, Dissolved	ND		0.050	0.026	mg/L			07/24/24 19:14	1

Lab Sample ID: LCS 705-4898/2-A — **Client Sample ID: Lab Control Sample**
Matrix: Water — **Prep Type: Dissolved**
Analysis Batch: 5015

Analyte	Spike Added	LCS Result	LCS Qualifier	Unit	D	%Rec	%Rec Limits
Boron, Dissolved	1.00	1.04		mg/L		104	80 - 120

Lab Sample ID: LCSD 705-4898/3-A — **Client Sample ID: Lab Control Sample Dup**
Matrix: Water — **Prep Type: Dissolved**
Analysis Batch: 5015

Analyte	Spike Added	LCSD Result	LCSD Qualifier	Unit	D	%Rec	%Rec Limits	RPD	RPD Limit
Boron, Dissolved	1.00	1.03		mg/L		103	80 - 120	1	20

QC Sample Results

Client: Geosyntec Consultants Inc
Project/Site: Plant Hammond

Job ID: 705-2571-1

Method: 6020B - Metals (ICP/MS)

Lab Sample ID: MB 705-4891/1-A
Matrix: Water
Analysis Batch: 5104

Client Sample ID: Method Blank
Prep Type: Total Recoverable
Prep Batch: 4891

Analyte	MB Result	MB Qualifier	RL	MDL	Unit	D	Prepared	Analyzed	Dil Fac
Molybdenum	0.000965	J	0.0050	0.00069	mg/L		07/24/24 13:49	07/25/24 11:48	1
Arsenic	ND		0.0050	0.0013	mg/L		07/24/24 13:49	07/25/24 11:48	1
Iron	ND		0.040	0.018	mg/L		07/24/24 13:49	07/25/24 11:48	1

Lab Sample ID: LCS 705-4891/2-A
Matrix: Water
Analysis Batch: 5104

Client Sample ID: Lab Control Sample
Prep Type: Total Recoverable
Prep Batch: 4891

Analyte	Spike Added	LCS Result	LCS Qualifier	Unit	D	%Rec	%Rec Limits
Molybdenum	0.100	0.119		mg/L		119	80 - 120
Arsenic	0.100	0.101		mg/L		101	80 - 120

Lab Sample ID: LCS 705-4891/2-A
Matrix: Water
Analysis Batch: 5104

Client Sample ID: Lab Control Sample
Prep Type: Total Recoverable
Prep Batch: 4891

Analyte	Spike Added	LCS Result	LCS Qualifier	Unit	D	%Rec	%Rec Limits
Iron	1.00	1.18		mg/L		118	80 - 120

Lab Sample ID: 705-2571-5 MS
Matrix: Water
Analysis Batch: 5104

Client Sample ID: HAM-PT-11-7-24-UNF-AM
Prep Type: Total Recoverable
Prep Batch: 4891

Analyte	Sample Result	Sample Qualifier	Spike Added	MS Result	MS Qualifier	Unit	D	%Rec	%Rec Limits
Molybdenum	0.045	B	0.100	0.153		mg/L		107	75 - 125
Arsenic	ND		0.100	0.0925		mg/L		92	75 - 125
Iron	4.9		1.00	5.86		mg/L		96	75 - 125

Lab Sample ID: 705-2571-5 MSD
Matrix: Water
Analysis Batch: 5104

Client Sample ID: HAM-PT-11-7-24-UNF-AM
Prep Type: Total Recoverable
Prep Batch: 4891

Analyte	Sample Result	Sample Qualifier	Spike Added	MSD Result	MSD Qualifier	Unit	D	%Rec	%Rec Limits	RPD	RPD Limit
Molybdenum	0.045	B	0.100	0.156		mg/L		110	75 - 125	2	20
Arsenic	ND		0.100	0.0919		mg/L		92	75 - 125	1	20
Iron	4.9		1.00	6.00		mg/L		110	75 - 125	2	20

Lab Sample ID: MB 705-4896/1-A
Matrix: Water
Analysis Batch: 5107

Client Sample ID: Method Blank
Prep Type: Dissolved

Analyte	MB Result	MB Qualifier	RL	MDL	Unit	D	Prepared	Analyzed	Dil Fac
Molybdenum, Dissolved	ND		0.0050	0.00069	mg/L			07/25/24 11:26	1
Arsenic, Dissolved	ND		0.0050	0.0013	mg/L			07/25/24 11:26	1
Iron, Dissolved	ND		0.10	0.018	mg/L			07/25/24 11:26	1

Method: 6020B - Metals (ICP/MS) (Continued)

Lab Sample ID: LCS 705-4896/2-A
Matrix: Water
Analysis Batch: 5107

Client Sample ID: Lab Control Sample
Prep Type: Dissolved

Analyte			Spike Added	LCS Result	LCS Qualifier	Unit	D	%Rec	%Rec Limits		
Molybdenum, Dissolved			0.100	0.0976		mg/L		98	80 - 120		
Arsenic, Dissolved			0.100	0.0896		mg/L		90	80 - 120		
Iron, Dissolved			1.00	1.05		mg/L		105	80 - 120		

Lab Sample ID: LCSD 705-4896/3-A
Matrix: Water
Analysis Batch: 5107

Client Sample ID: Lab Control Sample Dup
Prep Type: Dissolved

Analyte			Spike Added	LCSD Result	LCSD Qualifier	Unit	D	%Rec	%Rec Limits	RPD	RPD Limit
Molybdenum, Dissolved			0.100	0.0989		mg/L		99	80 - 120	1	20
Arsenic, Dissolved			0.100	0.0912		mg/L		91	80 - 120	2	20
Iron, Dissolved			1.00	1.08		mg/L		108	80 - 120	2	20

Lab Chronicle

Client: Geosyntec Consultants Inc
Project/Site: Plant Hammond

Job ID: 705-2571-1

Client Sample ID: HAM-PT-08-7-24-UNF-AM — Lab Sample ID: 705-2571-1

Date Collected: 07/24/24 09:00 — **Matrix: Water**
Date Received: 07/24/24 13:06

Prep Type	Batch Type	Batch Method	Run	Dilution Factor	Batch Number	Analyst	Lab	Prepared or Analyzed
Total/NA	Prep	3010A			4894	BR	EET ATL	07/24/24 14:40
Total/NA	Analysis	6010D		1	5076	DS	EET ATL	07/25/24 11:27
Total Recoverable	Prep	3005A			4891	BR	EET ATL	07/24/24 13:49
Total Recoverable	Analysis	6020B		1	5104	AD	EET ATL	07/25/24 12:04

Client Sample ID: HAM-PT-08-7-24-FIL-AM — Lab Sample ID: 705-2571-2

Date Collected: 07/24/24 09:00 — **Matrix: Water**
Date Received: 07/24/24 13:06

Prep Type	Batch Type	Batch Method	Run	Dilution Factor	Batch Number	Analyst	Lab	Prepared or Analyzed
Dissolved	Analysis	6010D		1	5015	DS	EET ATL	07/24/24 19:30
Dissolved	Analysis	6020B		1	5107	AD	EET ATL	07/25/24 11:33

Client Sample ID: HAM-PT-14-7-24-UNF-AM — Lab Sample ID: 705-2571-3

Date Collected: 07/24/24 09:00 — **Matrix: Water**
Date Received: 07/24/24 13:06

Prep Type	Batch Type	Batch Method	Run	Dilution Factor	Batch Number	Analyst	Lab	Prepared or Analyzed
Total/NA	Prep	3010A			4894	BR	EET ATL	07/24/24 14:40
Total/NA	Analysis	6010D		1	5076	DS	EET ATL	07/25/24 11:49
Total Recoverable	Prep	3005A			4891	BR	EET ATL	07/24/24 13:49
Total Recoverable	Analysis	6020B		1	5104	AD	EET ATL	07/25/24 12:06
Total Recoverable	Prep	3005A			4891	BR	EET ATL	07/24/24 13:49
Total Recoverable	Analysis	6020B		10	5104	AD	EET ATL	07/25/24 12:24

Client Sample ID: HAM-PT-14-7-24-FIL-AM — Lab Sample ID: 705-2571-4

Date Collected: 07/24/24 09:00 — **Matrix: Water**
Date Received: 07/24/24 13:06

Prep Type	Batch Type	Batch Method	Run	Dilution Factor	Batch Number	Analyst	Lab	Prepared or Analyzed
Dissolved	Analysis	6010D		1	5015	DS	EET ATL	07/24/24 19:33
Dissolved	Analysis	6020B		1	5107	AD	EET ATL	07/25/24 11:35

Client Sample ID: HAM-PT-11-7-24-UNF-AM — Lab Sample ID: 705-2571-5

Date Collected: 07/24/24 10:00 — **Matrix: Water**
Date Received: 07/24/24 13:06

Prep Type	Batch Type	Batch Method	Run	Dilution Factor	Batch Number	Analyst	Lab	Prepared or Analyzed
Total/NA	Prep	3010A			4894	BR	EET ATL	07/24/24 14:40
Total/NA	Analysis	6010D		1	5076	DS	EET ATL	07/25/24 11:52
Total Recoverable	Prep	3005A			4891	BR	EET ATL	07/24/24 13:49
Total Recoverable	Analysis	6020B		1	5104	AD	EET ATL	07/25/24 11:52

Lab Chronicle

Client: Geosyntec Consultants Inc
Project/Site: Plant Hammond

Job ID: 705-2571-1

Client Sample ID: HAM-PT-11-7-24-FIL-AM

Lab Sample ID: 705-2571-6

Date Collected: 07/24/24 10:00
Date Received: 07/24/24 13:06

Matrix: Water

Prep Type	Batch Type	Batch Method	Run	Dilution Factor	Batch Number	Analyst	Lab	Prepared or Analyzed
Dissolved	Analysis	6010D		1	5015	DS	EET ATL	07/24/24 19:36
Dissolved	Analysis	6020B		1	5107	AD	EET ATL	07/25/24 11:38

Laboratory References:

EET ATL = Eurofins Atlanta, 3080 Presidential Dr, Atlanta, GA 30340, TEL (770)457-8177

Accreditation/Certification Summary

Client: Geosyntec Consultants Inc
Project/Site: Plant Hammond

Job ID: 705-2571-1

Laboratory: Eurofins Atlanta

The accreditations/certifications listed below are applicable to this report.

Authority	Program	Identification Number	Expiration Date
Florida	NELAP	E87582	06-30-25

Method Summary

Client: Geosyntec Consultants Inc
Project/Site: Plant Hammond

Job ID: 705-2571-1

Method	Method Description	Protocol	Laboratory
6010D	Metals (ICP)	SW846	EET ATL
6020B	Metals (ICP/MS)	SW846	EET ATL
3005A	Preparation, Total Recoverable or Dissolved Metals	SW846	EET ATL
3010A	Preparation, Total Metals	SW846	EET ATL

Protocol References:

SW846 = "Test Methods For Evaluating Solid Waste, Physical/Chemical Methods", Third Edition, November 1986 And Its Updates.

Laboratory References:

EET ATL = Eurofins Atlanta, 3080 Presidential Dr, Atlanta, GA 30340, TEL (770)457-8177

Sample Summary

Client: Geosyntec Consultants Inc
Project/Site: Plant Hammond

Job ID: 705-2571-1

Lab Sample ID	Client Sample ID	Matrix	Collected	Received
705-2571-1	HAM-PT-08-7-24-UNF-AM	Water	07/24/24 09:00	07/24/24 13:06
705-2571-2	HAM-PT-08-7-24-FIL-AM	Water	07/24/24 09:00	07/24/24 13:06
705-2571-3	HAM-PT-14-7-24-UNF-AM	Water	07/24/24 09:00	07/24/24 13:06
705-2571-4	HAM-PT-14-7-24-FIL-AM	Water	07/24/24 09:00	07/24/24 13:06
705-2571-5	HAM-PT-11-7-24-UNF-AM	Water	07/24/24 10:00	07/24/24 13:06
705-2571-6	HAM-PT-11-7-24-FIL-AM	Water	07/24/24 10:00	07/24/24 13:06

Login Sample Receipt Checklist

Client: Geosyntec Consultants Inc

Job Number: 705-2571-1

Login Number: 2571
List Number: 1
Creator: Bellinger, Arabia

List Source: Eurofins Atlanta

Question	Answer	Comment
Radioactivity wasn't checked or is </= background as measured by a survey meter.	N/A	
The cooler's custody seal, if present, is intact.	N/A	
Sample custody seals, if present, are intact.	N/A	
The cooler or samples do not appear to have been compromised or tampered with.	True	
Samples were received on ice.	True	
Cooler Temperature is acceptable.	True	
Cooler Temperature is recorded.	True	
COC is present.	True	
COC is filled out in ink and legible.	True	
COC is filled out with all pertinent information.	True	
Is the Field Sampler's name present on COC?	True	
There are no discrepancies between the containers received and the COC.	True	
Samples are received within Holding Time (excluding tests with immediate HTs)	True	
Sample containers have legible labels.	True	
Containers are not broken or leaking.	True	
Sample collection date/times are provided.	True	
Appropriate sample containers are used.	True	
Sample bottles are completely filled.	True	
Sample Preservation Verified.	True	
There is sufficient vol. for all requested analyses, incl. any requested MS/MSDs	N/A	
Containers requiring zero headspace have no headspace or bubble is <6mm (1/4").	N/A	
Multiphasic samples are not present.	True	
Samples do not require splitting or compositing.	True	
Residual Chlorine Checked.	N/A	

END OF REPORT

eurofins | Environment Testing

ANALYTICAL REPORT

PREPARED FOR

Attn: Kip Gray
Geosyntec Consultants Inc
1255 Roberts Blvd. NW
Suite 200
Kennesaw, Georgia 30144

Generated 7/26/2024 3:32:49 PM

JOB DESCRIPTION

Plant Hammond

JOB NUMBER

705-2662-1

Eurofins Atlanta
3080 Presidential Dr
Atlanta GA 30340

See page two for job notes and contact information.

my EOL

Eurofins Atlanta

Job Notes

The test results in this report relate only to the samples as received by the laboratory and will meet all requirements of the methodology, with any exceptions noted. This report shall not be reproduced except in full, without the express written approval of the laboratory. All questions should be directed to the Eurofins Environment Testing Southeast, LLC Project Manager.

Authorization

Generated
7/26/2024 3:32:49 PM

Authorized for release by
David Fuller, Project Manager
David.Fuller@et.eurofinsus.com
(770)344-8986

Table of Contents

Definitions/Glossary

Client: Geosyntec Consultants Inc
Project/Site: Plant Hammond

Job ID: 705-2662-1

Qualifiers

Metals

Qualifier	Qualifier Description
4	MS, MSD: The analyte present in the original sample is greater than 4 times the matrix spike concentration; therefore, control limits are not applicable.
J	Result is less than the RL but greater than or equal to the MDL and the concentration is an approximate value.
V	Serial Dilution exceeds the control limits

Glossary

Abbreviation	These commonly used abbreviations may or may not be present in this report.
¤	Listed under the "D" column to designate that the result is reported on a dry weight basis
%R	Percent Recovery
CFL	Contains Free Liquid
CFU	Colony Forming Unit
CNF	Contains No Free Liquid
DER	Duplicate Error Ratio (normalized absolute difference)
Dil Fac	Dilution Factor
DL	Detection Limit (DoD/DOE)
DL, RA, RE, IN	Indicates a Dilution, Re-analysis, Re-extraction, or additional Initial metals/anion analysis of the sample
DLC	Decision Level Concentration (Radiochemistry)
EDL	Estimated Detection Limit (Dioxin)
LOD	Limit of Detection (DoD/DOE)
LOQ	Limit of Quantitation (DoD/DOE)
MCL	EPA recommended "Maximum Contaminant Level"
MDA	Minimum Detectable Activity (Radiochemistry)
MDC	Minimum Detectable Concentration (Radiochemistry)
MDL	Method Detection Limit
ML	Minimum Level (Dioxin)
MPN	Most Probable Number
MQL	Method Quantitation Limit
NC	Not Calculated
ND	Not Detected at the reporting limit (or MDL or EDL if shown)
NEG	Negative / Absent
POS	Positive / Present
PQL	Practical Quantitation Limit
PRES	Presumptive
QC	Quality Control
RER	Relative Error Ratio (Radiochemistry)
RL	Reporting Limit or Requested Limit (Radiochemistry)
RPD	Relative Percent Difference, a measure of the relative difference between two points
TEF	Toxicity Equivalent Factor (Dioxin)
TEQ	Toxicity Equivalent Quotient (Dioxin)
TNTC	Too Numerous To Count

Eurofins Atlanta
3080 Presidential Dr
Atlanta, GA 30340
Phone (770) 457-8177

Chain of Custody Record

eurofins | Environment Testing

Client Information	Sampler: Zain Webb	Lab PM: David Fuller / Phone 770-344-8986	Carrier Tracking No(s):	COC No:
Client Contact: Kip Gray	Phone: 404-434-2074	E-Mail: David.Fuller@et.eurofinsus.com	State of Origin: GA	Page: Page 1 of 1
Company: Geosyntec Consultants Inc	PWSID:			Job #:
Address: 1255 Roberts Blvd, NW Suite 200	Due Date Requested:			Preservation Codes: D - HNO3
City: Kennesaw	TAT Requested (days): RUSH / ~~1 Day TAT~~			
State, Zip: GA, 30144	Compliance Project: Δ Yes Δ No			
Phone:	Lab Project #: 70500911 (DO NOT REMOVE)			
Email: Kip.Gray@Geosyntec.com	PO #:			
Project Name: Plant Hammond	Project #:			
Task Code: Task Code#	SSOW#:			Other:

Analysis Requested

Sample Identification	Sample Date	Sample Time	Sample Type (C=comp, G=grab)	Matrix (Wastewater, Soil, Drinking Water, Air, Tissue)		6010D - Total Boron	6020B - Total Arsenic and Iron	6020B - Total Iron and Molybdenum		6010D - Dissolved Boron - Field Filtered (FF)	6020B - Dissolved Arsenic and Iron (FF)	6020B - Dissolved Iron and Molybdenum (FF)	Special Instructions/Note:
			Preservation Code:			B	B	D		D	D	D	
HAM-PT-14-07-24-UNF-PM	7-24-2024	2000			N	2	X	X	-	-	-	-	-
HAM-PT-14-07-24-FIL-PM	7-24-2024	2000			Yes	2	-	-	-	-	X	X	-
HAM-PT-08-07-24-UNF-PM	7-24-2024	2000			N	2	X	X	-	-	-	-	-
HAM-PT-08-07-24-FIL-PM	7-24-2024	2000			Y	2	-	-	-	-	X	X	-
HAM-PT-13-07-24-~~FIL~~ UNF-PM	7-24-2024	2000			N	2	X	X	-	-	-	-	-
HAM-PT-13-07-24-FIL-PM	7-24-2024	2000			Y	2	-	-	-	-	X	X	-
HAM-PT-15-07-24-UNF-PM	7-24-2024	2000			N	2	X	X	-	-	-	-	-
HAM-PT-15-07-24-FIL-PM	7-24-2024	2000			Y	2	-	-	-	-	X	X	-

705

705 2862 COC

Possible Hazard Identification
☐ Non-Hazard ☐ Flammable ☐ Skin Irritant ☐ Poison B ☒ Unknown ☐ Radiological

Sample Disposal (A fee may be assessed if samples are retained longer than 1 month)
☐ Return To Client ☒ Disposal By Lab ☐ Archive For ____ Months

Deliverable Requested: I, II, III, IV, Other (specify)

Special Instructions/QC Requirements

Empty Kit Relinquished by	Date	Time	Method of Shipment

Relinquished by	Date/Time	Company	Received by	Date/Time	Company
[signature]	7/25/24		[signature]	7-25-24 7:30	
[signature]	7-25-24 9:20		[signature]	07 25 24 0905	Eurofins
Relinquished by	Date/Time	Company	Received by	Date/Time	Company

Custody Seals Intact: Δ Yes Δ No	Custody Seal No	Cooler Temperature(s) °C and Other Remarks: #2665 1.9°C

Ver: 04/02/2024 7/26/2024

Job Narrative
705-2662-1

Analytical test results meet all requirements of the associated regulatory program listed on the Accreditation/Certification Summary Page unless otherwise noted under the individual analysis. Data qualifiers and/or narrative comments are included to explain any exceptions, if applicable.

- Matrix QC may not be reported if insufficient sample is provided or site-specific QC samples were not submitted. In these situations, to demonstrate precision and accuracy at a batch level, a LCS/LCSD may be performed, unless otherwise specified in the method.
- Surrogate and/or isotope dilution analyte recoveries (if applicable) which are outside of the QC window are confirmed unless attributed to a dilution or otherwise noted in the narrative.

Receipt
The samples were received on 7/25/2024 9:05 AM. Unless otherwise noted below, the samples arrived in good condition, and, where required, properly preserved and on ice. The temperature of the cooler at receipt time was 1.9°C.

Metals
No additional analytical or quality issues were noted, other than those described above or in the Definitions/ Glossary page.

Client Sample Results

Client: Geosyntec Consultants Inc
Project/Site: Plant Hammond

Job ID: 705-2662-1

Client Sample ID: HAM-PT-14-07-24-UNF-PM

Lab Sample ID: 705-2662-1

Date Collected: 07/24/24 20:00
Date Received: 07/25/24 09:05

Matrix: Water

Method: SW846 6010D - Metals (ICP)

Analyte	Result	Qualifier	RL	MDL	Unit	D	Prepared	Analyzed	Dil Fac
Boron	0.53		0.040	0.026	mg/L		07/25/24 10:28	07/25/24 15:22	1

Method: SW846 6020B - Metals (ICP/MS) - Total Recoverable

Analyte	Result	Qualifier	RL	MDL	Unit	D	Prepared	Analyzed	Dil Fac
Arsenic	0.21		0.0050	0.0013	mg/L		07/25/24 10:33	07/25/24 17:17	1
Iron	250		0.40	0.18	mg/L		07/25/24 10:33	07/25/24 17:05	10

Client Sample Results

Client: Geosyntec Consultants Inc
Project/Site: Plant Hammond

Job ID: 705-2662-1

Client Sample ID: HAM-PT-14-07-24-FIL-PM

Lab Sample ID: 705-2662-2

Date Collected: 07/24/24 20:00
Matrix: Water
Date Received: 07/25/24 09:05

Method: SW846 6010D - Metals (ICP) - Dissolved

Analyte	Result	Qualifier	RL	MDL	Unit	D	Prepared	Analyzed	Dil Fac
Boron, Dissolved	0.37		0.040	0.026	mg/L			07/25/24 12:26	1

Method: SW846 6020B - Metals (ICP/MS) - Dissolved

Analyte	Result	Qualifier	RL	MDL	Unit	D	Prepared	Analyzed	Dil Fac
Arsenic, Dissolved	0.0043	J	0.0050	0.0013	mg/L			07/25/24 14:38	1
Iron, Dissolved	71		0.40	0.18	mg/L			07/25/24 16:10	10

Client Sample Results

Client: Geosyntec Consultants Inc
Project/Site: Plant Hammond

Job ID: 705-2662-1

Client Sample ID: HAM-PT-08-07-24-UNF-PM

Lab Sample ID: 705-2662-3

Date Collected: 07/24/24 20:00
Date Received: 07/25/24 09:05

Matrix: Water

Method: SW846 6010D - Metals (ICP)

Analyte	Result	Qualifier	RL	MDL	Unit	D	Prepared	Analyzed	Dil Fac
Boron	0.63		0.040	0.026	mg/L		07/25/24 10:28	07/25/24 15:26	1

Method: SW846 6020B - Metals (ICP/MS) - Total Recoverable

Analyte	Result	Qualifier	RL	MDL	Unit	D	Prepared	Analyzed	Dil Fac
Arsenic	0.31		0.0050	0.0013	mg/L		07/25/24 10:33	07/25/24 17:07	1
Iron	23		0.040	0.018	mg/L		07/25/24 10:33	07/25/24 17:07	1

Client Sample Results

Client: Geosyntec Consultants Inc
Project/Site: Plant Hammond

Job ID: 705-2662-1

Client Sample ID: HAM-PT-08-07-24-FIL-PM

Lab Sample ID: 705-2662-4

Date Collected: 07/24/24 20:00
Date Received: 07/25/24 09:05

Matrix: Water

Method: SW846 6010D - Metals (ICP) - Dissolved

Analyte	Result	Qualifier	RL	MDL	Unit	D	Prepared	Analyzed	Dil Fac
Boron, Dissolved	0.63		0.040	0.026	mg/L			07/25/24 12:29	1

Method: SW846 6020B - Metals (ICP/MS) - Dissolved

Analyte	Result	Qualifier	RL	MDL	Unit	D	Prepared	Analyzed	Dil Fac
Arsenic, Dissolved	0.25		0.0050	0.0013	mg/L			07/25/24 14:40	1
Iron, Dissolved	9.3		0.040	0.018	mg/L			07/25/24 14:40	1

Client Sample Results

Client: Geosyntec Consultants Inc
Project/Site: Plant Hammond

Job ID: 705-2662-1

Client Sample ID: HAM-PT-13-07-24-UNF-PM

Lab Sample ID: 705-2662-5

Date Collected: 07/24/24 20:00
Matrix: Water
Date Received: 07/25/24 09:05

Method: SW846 6010D - Metals (ICP)

Analyte	Result	Qualifier	RL	MDL	Unit	D	Prepared	Analyzed	Dil Fac
Boron	0.39		0.040	0.026	mg/L		07/25/24 10:28	07/25/24 15:29	1

Method: SW846 6020B - Metals (ICP/MS) - Total Recoverable

Analyte	Result	Qualifier	RL	MDL	Unit	D	Prepared	Analyzed	Dil Fac
Arsenic	0.20		0.0050	0.0013	mg/L		07/25/24 10:33	07/25/24 17:09	1
Iron	66		0.40	0.18	mg/L		07/25/24 10:33	07/25/24 17:29	10

Client Sample Results

Client: Geosyntec Consultants Inc
Project/Site: Plant Hammond

Job ID: 705-2662-1

Client Sample ID: HAM-PT-13-07-24-FIL-PM

Lab Sample ID: 705-2662-6

Date Collected: 07/24/24 20:00
Matrix: Water
Date Received: 07/25/24 09:05

Method: SW846 6010D - Metals (ICP) - Dissolved

Analyte	Result	Qualifier	RL	MDL	Unit	D	Prepared	Analyzed	Dil Fac
Boron, Dissolved	0.39		0.040	0.026	mg/L			07/25/24 12:32	1

Method: SW846 6020B - Metals (ICP/MS) - Dissolved

Analyte	Result	Qualifier	RL	MDL	Unit	D	Prepared	Analyzed	Dil Fac
Arsenic, Dissolved	0.15		0.0050	0.0013	mg/L			07/25/24 14:42	1
Iron, Dissolved	51		0.40	0.18	mg/L			07/25/24 17:31	10

Client Sample Results

Client: Geosyntec Consultants Inc
Project/Site: Plant Hammond

Job ID: 705-2662-1

Client Sample ID: HAM-PT-15-07-24-UNF-PM

Lab Sample ID: 705-2662-7

Date Collected: 07/24/24 20:00
Date Received: 07/25/24 09:05

Matrix: Water

Method: SW846 6010D - Metals (ICP)

Analyte	Result	Qualifier	RL	MDL	Unit	D	Prepared	Analyzed	Dil Fac
Boron	0.65		0.040	0.026	mg/L		07/25/24 10:28	07/25/24 15:32	1

Method: SW846 6020B - Metals (ICP/MS) - Total Recoverable

Analyte	Result	Qualifier	RL	MDL	Unit	D	Prepared	Analyzed	Dil Fac
Arsenic	0.33		0.025	0.0066	mg/L		07/25/24 10:33	07/25/24 17:15	5
Iron	13		0.20	0.089	mg/L		07/25/24 10:33	07/25/24 17:15	5

Client Sample Results

Client: Geosyntec Consultants Inc
Project/Site: Plant Hammond

Job ID: 705-2662-1

Client Sample ID: HAM-PT-15-07-24-FIL-PM

Lab Sample ID: 705-2662-8

Date Collected: 07/24/24 20:00
Matrix: Water
Date Received: 07/25/24 09:05

Method: SW846 6010D - Metals (ICP) - Dissolved

Analyte	Result	Qualifier	RL	MDL	Unit	D	Prepared	Analyzed	Dil Fac
Boron, Dissolved	0.64		0.040	0.026	mg/L			07/25/24 12:35	1

Method: SW846 6020B - Metals (ICP/MS) - Dissolved

Analyte	Result	Qualifier	RL	MDL	Unit	D	Prepared	Analyzed	Dil Fac
Arsenic, Dissolved	0.36		0.025	0.0066	mg/L			07/25/24 16:28	5
Iron, Dissolved	12		0.20	0.089	mg/L			07/25/24 16:28	5

QC Sample Results

Client: Geosyntec Consultants Inc
Project/Site: Plant Hammond

Job ID: 705-2662-1

Method: 6010D - Metals (ICP)

Lab Sample ID: MB 705-4894/1-A
Matrix: Water
Analysis Batch: 5076

Client Sample ID: Method Blank
Prep Type: Total/NA
Prep Batch: 4894

Analyte	MB Result	MB Qualifier	RL	MDL	Unit	D	Prepared	Analyzed	Dil Fac
Boron	ND		0.040	0.026	mg/L		07/24/24 14:40	07/25/24 11:21	1

Lab Sample ID: LCS 705-4894/2-A
Matrix: Water
Analysis Batch: 5076

Client Sample ID: Lab Control Sample
Prep Type: Total/NA
Prep Batch: 4894

Analyte	Spike Added	LCS Result	LCS Qualifier	Unit	D	%Rec	%Rec Limits
Boron	1.00	1.03		mg/L		103	80 - 120

Lab Sample ID: 705-2571-A-1-C MS
Matrix: Water
Analysis Batch: 5076

Client Sample ID: Matrix Spike
Prep Type: Total/NA
Prep Batch: 4894

Analyte	Sample Result	Sample Qualifier	Spike Added	MS Result	MS Qualifier	Unit	D	%Rec	%Rec Limits
Boron	0.70		1.00	1.69		mg/L		99	75 - 125

Lab Sample ID: 705-2571-A-1-D MSD
Matrix: Water
Analysis Batch: 5076

Client Sample ID: Matrix Spike Duplicate
Prep Type: Total/NA
Prep Batch: 4894

Analyte	Sample Result	Sample Qualifier	Spike Added	MSD Result	MSD Qualifier	Unit	D	%Rec	%Rec Limits	RPD	RPD Limit
Boron	0.70		1.00	1.71		mg/L		101	75 - 125	1	20

Lab Sample ID: MB 705-4898/1-A
Matrix: Water
Analysis Batch: 5015

Client Sample ID: Method Blank
Prep Type: Dissolved

Analyte	MB Result	MB Qualifier	RL	MDL	Unit	D	Prepared	Analyzed	Dil Fac
Boron, Dissolved	ND		0.040	0.026	mg/L			07/24/24 19:14	1

Lab Sample ID: LCS 705-4898/2-A
Matrix: Water
Analysis Batch: 5015

Client Sample ID: Lab Control Sample
Prep Type: Dissolved

Analyte	Spike Added	LCS Result	LCS Qualifier	Unit	D	%Rec	%Rec Limits
Boron, Dissolved	1.00	1.04		mg/L		104	80 - 120

Lab Sample ID: LCSD 705-4898/3-A
Matrix: Water
Analysis Batch: 5015

Client Sample ID: Lab Control Sample Dup
Prep Type: Dissolved

Analyte	Spike Added	LCSD Result	LCSD Qualifier	Unit	D	%Rec	%Rec Limits	RPD	RPD Limit
Boron, Dissolved	1.00	1.03		mg/L		103	80 - 120	1	20

QC Sample Results

Client: Geosyntec Consultants Inc
Project/Site: Plant Hammond

Job ID: 705-2662-1

Method: 6020B - Metals (ICP/MS)

Lab Sample ID: MB 705-4891/1-A
Matrix: Water
Analysis Batch: 5104

Client Sample ID: Method Blank
Prep Type: Total Recoverable
Prep Batch: 4891

Analyte	MB Result	MB Qualifier	RL	MDL	Unit	D	Prepared	Analyzed	Dil Fac
Arsenic	ND		0.0050	0.0013	mg/L		07/24/24 13:49	07/25/24 11:48	1
Iron	ND		0.040	0.018	mg/L		07/24/24 13:49	07/25/24 11:48	1

Lab Sample ID: LCS 705-4891/2-A
Matrix: Water
Analysis Batch: 5104

Client Sample ID: Lab Control Sample
Prep Type: Total Recoverable
Prep Batch: 4891

Analyte	Spike Added	LCS Result	LCS Qualifier	Unit	D	%Rec	%Rec Limits
Arsenic	0.100	0.101		mg/L		101	80 - 120

Lab Sample ID: LCS 705-4891/2-A
Matrix: Water
Analysis Batch: 5104

Client Sample ID: Lab Control Sample
Prep Type: Total Recoverable
Prep Batch: 4891

Analyte	Spike Added	LCS Result	LCS Qualifier	Unit	D	%Rec	%Rec Limits
Iron	1.00	1.18		mg/L		118	80 - 120

Lab Sample ID: 705-2571-A-5-B MS
Matrix: Water
Analysis Batch: 5104

Client Sample ID: Matrix Spike
Prep Type: Total Recoverable
Prep Batch: 4891

Analyte	Sample Result	Sample Qualifier	Spike Added	MS Result	MS Qualifier	Unit	D	%Rec	%Rec Limits
Arsenic	ND		0.100	0.0925		mg/L		92	75 - 125
Iron	4.9		1.00	5.86	4	mg/L		96	75 - 125

Lab Sample ID: 705-2571-A-5-C MSD
Matrix: Water
Analysis Batch: 5104

Client Sample ID: Matrix Spike Duplicate
Prep Type: Total Recoverable
Prep Batch: 4891

Analyte	Sample Result	Sample Qualifier	Spike Added	MSD Result	MSD Qualifier	Unit	D	%Rec	%Rec Limits	RPD	RPD Limit
Arsenic	ND		0.100	0.0919		mg/L		92	75 - 125	1	20
Iron	4.9		1.00	6.00	4	mg/L		110	75 - 125	2	20

Lab Sample ID: MB 705-4896/1-A
Matrix: Water
Analysis Batch: 5107

Client Sample ID: Method Blank
Prep Type: Dissolved

Analyte	MB Result	MB Qualifier	RL	MDL	Unit	D	Prepared	Analyzed	Dil Fac
Arsenic, Dissolved	ND		0.0050	0.0013	mg/L			07/25/24 11:26	1
Iron, Dissolved	ND		0.040	0.018	mg/L			07/25/24 11:26	1

Lab Sample ID: LCS 705-4896/2-A
Matrix: Water
Analysis Batch: 5107

Client Sample ID: Lab Control Sample
Prep Type: Dissolved

Analyte	Spike Added	LCS Result	LCS Qualifier	Unit	D	%Rec	%Rec Limits
Arsenic, Dissolved	0.100	0.0896		mg/L		90	80 - 120
Iron, Dissolved	1.00	1.05		mg/L		105	80 - 120

Method: 6020B - Metals (ICP/MS) (Continued)

Lab Sample ID: LCSD 705-4896/3-A
Matrix: Water
Analysis Batch: 5107

Client Sample ID: Lab Control Sample Dup
Prep Type: Dissolved

Analyte			Spike Added	LCSD Result	LCSD Qualifier	Unit	D	%Rec	%Rec Limits	RPD	RPD Limit
Arsenic, Dissolved			0.100	0.0912		mg/L		91	80 - 120	2	20
Iron, Dissolved			1.00	1.08		mg/L		108	80 - 120	2	20

Lab Chronicle

Client: Geosyntec Consultants Inc
Project/Site: Plant Hammond

Job ID: 705-2662-1

Client Sample ID: HAM-PT-14-07-24-UNF-PM — Lab Sample ID: 705-2662-1

Date Collected: 07/24/24 20:00 — **Matrix: Water**
Date Received: 07/25/24 09:05

Prep Type	Batch Type	Batch Method	Run	Dilution Factor	Batch Number	Analyst	Lab	Prepared or Analyzed
Total/NA	Prep	3010A			4894	BR	EET ATL	07/25/24 10:28
Total/NA	Analysis	6010D		1	5139	DS	EET ATL	07/25/24 15:22
Total Recoverable	Prep	3005A			4891	BR	EET ATL	07/25/24 10:33
Total Recoverable	Analysis	6020B		10	5174	AD	EET ATL	07/25/24 17:05
Total Recoverable	Prep	3005A			4891	BR	EET ATL	07/25/24 10:33
Total Recoverable	Analysis	6020B		1	5174	AD	EET ATL	07/25/24 17:17

Client Sample ID: HAM-PT-14-07-24-FIL-PM — Lab Sample ID: 705-2662-2

Date Collected: 07/24/24 20:00 — **Matrix: Water**
Date Received: 07/25/24 09:05

Prep Type	Batch Type	Batch Method	Run	Dilution Factor	Batch Number	Analyst	Lab	Prepared or Analyzed
Dissolved	Analysis	6010D		1	5094	DS	EET ATL	07/25/24 12:26
Dissolved	Analysis	6020B		1	5173	AD	EET ATL	07/25/24 14:38
Dissolved	Analysis	6020B		10	5173	AD	EET ATL	07/25/24 16:10

Client Sample ID: HAM-PT-08-07-24-UNF-PM — Lab Sample ID: 705-2662-3

Date Collected: 07/24/24 20:00 — **Matrix: Water**
Date Received: 07/25/24 09:05

Prep Type	Batch Type	Batch Method	Run	Dilution Factor	Batch Number	Analyst	Lab	Prepared or Analyzed
Total/NA	Prep	3010A			4894	BR	EET ATL	07/25/24 10:28
Total/NA	Analysis	6010D		1	5139	DS	EET ATL	07/25/24 15:26
Total Recoverable	Prep	3005A			4891	BR	EET ATL	07/25/24 10:33
Total Recoverable	Analysis	6020B		1	5174	AD	EET ATL	07/25/24 17:07

Client Sample ID: HAM-PT-08-07-24-FIL-PM — Lab Sample ID: 705-2662-4

Date Collected: 07/24/24 20:00 — **Matrix: Water**
Date Received: 07/25/24 09:05

Prep Type	Batch Type	Batch Method	Run	Dilution Factor	Batch Number	Analyst	Lab	Prepared or Analyzed
Dissolved	Analysis	6010D		1	5094	DS	EET ATL	07/25/24 12:29
Dissolved	Analysis	6020B		1	5173	AD	EET ATL	07/25/24 14:40

Client Sample ID: HAM-PT-13-07-24-UNF-PM — Lab Sample ID: 705-2662-5

Date Collected: 07/24/24 20:00 — **Matrix: Water**
Date Received: 07/25/24 09:05

Prep Type	Batch Type	Batch Method	Run	Dilution Factor	Batch Number	Analyst	Lab	Prepared or Analyzed
Total/NA	Prep	3010A			4894	BR	EET ATL	07/25/24 10:28
Total/NA	Analysis	6010D		1	5139	DS	EET ATL	07/25/24 15:29
Total Recoverable	Prep	3005A			4891	BR	EET ATL	07/25/24 10:33
Total Recoverable	Analysis	6020B		1	5174	AD	EET ATL	07/25/24 17:09
Total Recoverable	Prep	3005A			4891	BR	EET ATL	07/25/24 10:33
Total Recoverable	Analysis	6020B		10	5174	AD	EET ATL	07/25/24 17:29

Lab Chronicle

Client: Geosyntec Consultants Inc
Project/Site: Plant Hammond

Job ID: 705-2662-1

Client Sample ID: HAM-PT-13-07-24-FIL-PM

Lab Sample ID: 705-2662-6
Date Collected: 07/24/24 20:00
Matrix: Water
Date Received: 07/25/24 09:05

Prep Type	Batch Type	Batch Method	Run	Dilution Factor	Batch Number	Analyst	Lab	Prepared or Analyzed
Dissolved	Analysis	6010D		1	5094	DS	EET ATL	07/25/24 12:32
Dissolved	Analysis	6020B		1	5173	AD	EET ATL	07/25/24 14:42
Dissolved	Analysis	6020B		10	5173	AD	EET ATL	07/25/24 17:31

Client Sample ID: HAM-PT-15-07-24-UNF-PM

Lab Sample ID: 705-2662-7
Date Collected: 07/24/24 20:00
Matrix: Water
Date Received: 07/25/24 09:05

Prep Type	Batch Type	Batch Method	Run	Dilution Factor	Batch Number	Analyst	Lab	Prepared or Analyzed
Total/NA	Prep	3010A			4894	BR	EET ATL	07/25/24 10:28
Total/NA	Analysis	6010D		1	5139	DS	EET ATL	07/25/24 15:32
Total Recoverable	Prep	3005A			4891	BR	EET ATL	07/25/24 10:33
Total Recoverable	Analysis	6020B		5	5174	AD	EET ATL	07/25/24 17:15

Client Sample ID: HAM-PT-15-07-24-FIL-PM

Lab Sample ID: 705-2662-8
Date Collected: 07/24/24 20:00
Matrix: Water
Date Received: 07/25/24 09:05

Prep Type	Batch Type	Batch Method	Run	Dilution Factor	Batch Number	Analyst	Lab	Prepared or Analyzed
Dissolved	Analysis	6010D		1	5094	DS	EET ATL	07/25/24 12:35
Dissolved	Analysis	6020B		5	5173	AD	EET ATL	07/25/24 16:28

Laboratory References:
EET ATL = Eurofins Atlanta, 3080 Presidential Dr, Atlanta, GA 30340, TEL (770)457-8177

Accreditation/Certification Summary

Client: Geosyntec Consultants Inc
Project/Site: Plant Hammond

Job ID: 705-2662-1

Laboratory: Eurofins Atlanta

The accreditations/certifications listed below are applicable to this report.

Authority	Program	Identification Number	Expiration Date
Florida	NELAP	E87582	06-30-25

Method Summary

Client: Geosyntec Consultants Inc
Project/Site: Plant Hammond

Job ID: 705-2662-1

Method	Method Description	Protocol	Laboratory
6010D	Metals (ICP)	SW846	EET ATL
6020B	Metals (ICP/MS)	SW846	EET ATL
3005A	Preparation, Total Recoverable or Dissolved Metals	SW846	EET ATL
3010A	Preparation, Total Metals	SW846	EET ATL

Protocol References:

SW846 = "Test Methods For Evaluating Solid Waste, Physical/Chemical Methods", Third Edition, November 1986 And Its Updates.

Laboratory References:

EET ATL = Eurofins Atlanta, 3080 Presidential Dr, Atlanta, GA 30340, TEL (770)457-8177

Sample Summary

Client: Geosyntec Consultants Inc
Project/Site: Plant Hammond

Job ID: 705-2662-1

Lab Sample ID	Client Sample ID	Matrix	Collected	Received
705-2662-1	HAM-PT-14-07-24-UNF-PM	Water	07/24/24 20:00	07/25/24 09:05
705-2662-2	HAM-PT-14-07-24-FIL-PM	Water	07/24/24 20:00	07/25/24 09:05
705-2662-3	HAM-PT-08-07-24-UNF-PM	Water	07/24/24 20:00	07/25/24 09:05
705-2662-4	HAM-PT-08-07-24-FIL-PM	Water	07/24/24 20:00	07/25/24 09:05
705-2662-5	HAM-PT-13-07-24-UNF-PM	Water	07/24/24 20:00	07/25/24 09:05
705-2662-6	HAM-PT-13-07-24-FIL-PM	Water	07/24/24 20:00	07/25/24 09:05
705-2662-7	HAM-PT-15-07-24-UNF-PM	Water	07/24/24 20:00	07/25/24 09:05
705-2662-8	HAM-PT-15-07-24-FIL-PM	Water	07/24/24 20:00	07/25/24 09:05

Login Sample Receipt Checklist

Client: Geosyntec Consultants Inc

Job Number: 705-2662-1

Login Number: 2662
List Number: 1
Creator: Pomuti, Carmen

List Source: Eurofins Atlanta

Question	Answer	Comment
Radioactivity wasn't checked or is </= background as measured by a survey meter.	N/A	
The cooler's custody seal, if present, is intact.	N/A	Not present
Sample custody seals, if present, are intact.	N/A	
The cooler or samples do not appear to have been compromised or tampered with.	True	
Samples were received on ice.	True	
Cooler Temperature is acceptable.	True	
Cooler Temperature is recorded.	True	
COC is present.	True	
COC is filled out in ink and legible.	True	
COC is filled out with all pertinent information.	True	
Is the Field Sampler's name present on COC?	True	
There are no discrepancies between the containers received and the COC.	True	
Samples are received within Holding Time (excluding tests with immediate HTs)	True	
Sample containers have legible labels.	True	
Containers are not broken or leaking.	True	
Sample collection date/times are provided.	True	
Appropriate sample containers are used.	True	
Sample bottles are completely filled.	True	
Sample Preservation Verified.	True	
There is sufficient vol. for all requested analyses, incl. any requested MS/MSDs	N/A	
Containers requiring zero headspace have no headspace or bubble is <6mm (1/4").	N/A	
Multiphasic samples are not present.	True	
Samples do not require splitting or compositing.	True	
Residual Chlorine Checked.	N/A	

END OF REPORT

eurofins | Environment Testing

ANALYTICAL REPORT

PREPARED FOR

Attn: Kip Gray
Geosyntec Consultants Inc
1255 Roberts Blvd. NW
Suite 200
Kennesaw, Georgia 30144

Generated 7/30/2024 12:51:25 PM

JOB DESCRIPTION

Plant Hammond

JOB NUMBER

705-2786-1

Eurofins Atlanta
3080 Presidential Dr
Atlanta GA 30340

See page two for job notes and contact information.

my EOL

Eurofins Atlanta

Job Notes

The test results in this report relate only to the samples as received by the laboratory and will meet all requirements of the methodology, with any exceptions noted. This report shall not be reproduced except in full, without the express written approval of the laboratory. All questions should be directed to the Eurofins Environment Testing Southeast, LLC Project Manager.

Authorization

Generated
7/30/2024 12:51:25 PM

Authorized for release by
David Fuller, Project Manager
David.Fuller@et.eurofinsus.com
(770)344-8986

Table of Contents

Definitions/Glossary

Client: Geosyntec Consultants Inc
Project/Site: Plant Hammond

Job ID: 705-2786-1

Qualifiers

Metals

Qualifier	Qualifier Description
4	MS, MSD: The analyte present in the original sample is greater than 4 times the matrix spike concentration; therefore, control limits are not applicable.

Glossary

Abbreviation	These commonly used abbreviations may or may not be present in this report.
¤	Listed under the "D" column to designate that the result is reported on a dry weight basis
%R	Percent Recovery
CFL	Contains Free Liquid
CFU	Colony Forming Unit
CNF	Contains No Free Liquid
DER	Duplicate Error Ratio (normalized absolute difference)
Dil Fac	Dilution Factor
DL	Detection Limit (DoD/DOE)
DL, RA, RE, IN	Indicates a Dilution, Re-analysis, Re-extraction, or additional Initial metals/anion analysis of the sample
DLC	Decision Level Concentration (Radiochemistry)
EDL	Estimated Detection Limit (Dioxin)
LOD	Limit of Detection (DoD/DOE)
LOQ	Limit of Quantitation (DoD/DOE)
MCL	EPA recommended "Maximum Contaminant Level"
MDA	Minimum Detectable Activity (Radiochemistry)
MDC	Minimum Detectable Concentration (Radiochemistry)
MDL	Method Detection Limit
ML	Minimum Level (Dioxin)
MPN	Most Probable Number
MQL	Method Quantitation Limit
NC	Not Calculated
ND	Not Detected at the reporting limit (or MDL or EDL if shown)
NEG	Negative / Absent
POS	Positive / Present
PQL	Practical Quantitation Limit
PRES	Presumptive
QC	Quality Control
RER	Relative Error Ratio (Radiochemistry)
RL	Reporting Limit or Requested Limit (Radiochemistry)
RPD	Relative Percent Difference, a measure of the relative difference between two points
TEF	Toxicity Equivalent Factor (Dioxin)
TEQ	Toxicity Equivalent Quotient (Dioxin)
TNTC	Too Numerous To Count

Eurofins Atlanta
3080 Presidential Dr
Atlanta, GA 30340
Phone (770) 457-8177

Chain of Custody Record

eurofins | Environment Testing

Client Information	Sampler: Zain Webb	Lab PM: David Fuller / Phone 770-344-8986	Carrier Tracking No(s):	COC No:
Client Contact: Kip Gray	Phone: 404-434-2074	E-Mail: David.Fuller@et.eurofinsus.com	State of Origin: GA	Page: Page 1 of 1
Company: Geosyntec Consultants Inc	PWSID:			Job #:
Address: 1255 Roberts Blvd, NW Suite 200	Due Date Requested:			Preservation Codes: D - HNO3
City: Kennesaw	TAT Requested (days): RUSH / 1 Day TAT			
State, Zip: GA, 30144	Compliance Project: Δ Yes Δ No			
Phone:	Lab Project #: 70500911 (DO NOT REMOVE)			
Email: Kip.Gray@Geosyntec.com	PO #:			
Project Name: Plant Hammond	Project #:			
Task Code: Task Code#	SSOW#:			Other:

Analysis Requested

Sample Identification	Sample Date	Sample Time	Sample Type (C=comp, G=grab)	Matrix (W=water, S=solid, O=waste/oil, BT=Tissue, A=Air)	6010D - Total Boron	6020B - Total Arsenic and Iron	6020B - Total Iron and Molybdenum	6010D - Dissolved Boron - Field Filtered (FF)	6020B - Dissolved Arsenic and Iron (FF)	6020B - Dissolved Iron and Molybdenum (FF)	Special Instructions/Note:
HAM-PT-14-07-25-UNF	7-25-2024	1440	G	W	X	X	–	–	–	–	
HAM-PT-14-07-25-FIL	7-25-2024	1440	G	W	–	–	–	X	X	–	
HAM-PT-13-07-25-UNF	7-25-2024	1520	G	W	X	X	–	–	–	–	
HAM-PT-15-07-25-UNF	7-25-2024	1640	G	W	X	X	–	–	–	–	
HAM-PT-08-07-25-UNF	7-25-2024	1650	G	W	X	X	–	–	–	–	
	Zw	7-25-24									

705-2786 COC

Possible Hazard Identification: ☐ Non-Hazard ☐ Flammable ☐ Skin Irritant ☐ Poison B ☒ Unknown ☐ Radiological

Sample Disposal (A fee may be assessed if samples are retained longer than 1 month): ☐ Return To Client ☒ Disposal By Lab ☐ Archive For _____ Months

Deliverable Requested: I, II, III, IV, Other (specify)

Special Instructions/QC Requirements

Empty Kit Relinquished by:	Date	Time	Method of Shipment: Courier

Relinquished by	Date/Time	Company	Received by	Date/Time	Company
[signature]	7-26-24 700		[signature]	7-26-24 700	
[signature]	7-26-24 850		Anna Neal	7-26-24 850	Eurofins

Custody Seals Intact: Δ Yes Δ No | Custody Seal No.:

Cooler Temperature(s) °C and Other Remarks: #2665 29°C

Ver: 04/02/2024 7/30/2024

Job Narrative
705-2786-1

Analytical test results meet all requirements of the associated regulatory program listed on the Accreditation/Certification Summary Page unless otherwise noted under the individual analysis. Data qualifiers and/or narrative comments are included to explain any exceptions, if applicable.

- Matrix QC may not be reported if insufficient sample is provided or site-specific QC samples were not submitted. In these situations, to demonstrate precision and accuracy at a batch level, a LCS/LCSD may be performed, unless otherwise specified in the method.
- Surrogate and/or isotope dilution analyte recoveries (if applicable) which are outside of the QC window are confirmed unless attributed to a dilution or otherwise noted in the narrative.

Receipt
The samples were received on 7/2 /2024 8:50 AM. Unless otherwise noted below, the samples arrived in good condition, and, where required, properly preserved and on ice. The temperature of the cooler at receipt time was 2.9°C.

Metals
Method 020 - Total ecoverable: The matrix spi e / matrix spi e duplicate (MS/MSD) Iron recoveries for the following sample associated with preparation batch 705-5244 and analytical batch 705-55 1 were outside control limits: AM-PT-14-07-25-UN (705-278 -1), AM-PT-1 -07-25-UN (705-278 -), AM-PT-15-07-25-UN (705-278 -4) and AM-PT-08-07-25-UN (705-278 -5). The associated laboratory control sample (LCS) recovery met acceptance criteria.

No additional analytical or quality issues were noted, other than those described above or in the Definitions/ Glossary page.

Client Sample Results

Client: Geosyntec Consultants Inc
Project/Site: Plant Hammond

Job ID: 705-1739-2

Client Sample ID: MPT -34-AF-07-15-r x W

Lab Sample ID: 705-178H-A

Date C/ lle2tev: 079I59IF AF:F0

T atcic: d ateo

Date Re2eihev: 079IH9IF 08:50

T et6/ v: Sd 8FH H0A0D - T etals (IC3)

Pnalyte	Result	UualiQeo	RL	T DL	r nit	D	3 œpacœv	Pnalyzev	Dil Wa2
f / d n	0.H0		0.040	0.019	m6/g		07/19/14 22:11	07/19/14 25:L3	2

T et6/ v: Sd 8FH H010f - T etals (IC39T S) - 4/ tal Re2/ hecable

Pnalyte	Result	UualiQeo	RL	T DL	r nit	D	3 œpacœv	Pnalyzev	Dil Wa2
Pœseni2	0.10		0.050	0.02L	m6/g		07/19/14 22:25	07/18/14 24:27	20
Id n	AB0		0.40	0.23	m6/g		07/19/14 22:25	07/18/14 24:27	20

Client Sample Results

Client: Geosyntec Consultants Inc
Project/Site: Plant Hammond

Job ID: 705-1739-2

Client Sample ID: MPT -34-AF-07-15-WL

Lab Sample ID: 705-178H-1

Date C/ lle2tev: 079I59IF AF:F0

T atcic: d ateo

Date Re2eihev: 079IH9IF 08:50

T et6/ v: Sd 8FH H0A0D - T etals (IC3) - Diss/ lhev

Pnalyte	Result	UualiQeo	RL	T DL	r nit	D	3 œpacœv	Pnalyzev	Dil Wa2
f / d n, Diss/ lhev	0.58		0.040	0.019	m6/g			07/19/14 25:02	2

T et6/ v: Sd 8FH H010f - T etals (IC39T S) - Diss/ lhev

Pnalyte	Result	UualiQeo	RL	T DL	r nit	D	3 œpacœv	Pnalyzev	Dil Wa2
Pœseni2, Diss/ lhev	0.05H		0.015	0.0099	m6/g			07/19/14 23:L5	5
Id n, Diss/ lhev	18		0.40	0.23	m6/g			07/18/14 24:18	20

Client Sample Results

Client: Geosyntec Consultants Inc
Project/Site: Plant Hammond

Job ID: 705-1739-2

Client Sample ID: MPT -34-AB-07-15-r x W

Lab Sample ID: 705-178H-B

Date C/ lle2tev: 079I59IF A5:10

T atcic: d ateo

Date Re2eihev: 079IH9IF 08:50

T et6/ v: Sd 8FH H0A0D - T etals (IC3)

Pnalyte	Result	UualiQeo	RL	T DL	r nit	D	3 œpacœv	Pnalyzev	Dil Wa2
f / d n	0.55		0.040	0.019	m6/g		07/19/14 22:11	07/19/14 25:10	2

T et6/ v: Sd 8FH H010f - T etals (IC39T S) - 4/ tal Re2/ hecable

Pnalyte	Result	UualiQeo	RL	T DL	r nit	D	3 œpacœv	Pnalyzev	Dil Wa2
Pœseni2	0.B0		0.0050	0.002L	m6/g		07/19/14 22:25	07/18/14 24:12	2
Id n	B8		0.040	0.023	m6/g		07/19/14 22:25	07/18/14 24:12	2

Client Sample Results

Client: Geosyntec Consultants Inc
Project/Site: Plant Hammond

Job ID: 705-1739-2

Client Sample ID: MPT -34-A5-07-15-r x W

Lab Sample ID: 705-178H-F

Date C/ lle2tev: 079I59IF AH:F0

T atcic: d ateo

Date Re2eihev: 079IH9IF 08:50

T et6/ v: Sd 8FHH0A0D - T etals (IC3)

Pnalyte	Result	UualiQeo	RL	T DL	r nit	D	3 œpacœv	Pnalyzev	Dil Wa2
f / d n	0.HN		0.040	0.019	m6/g		07/19/14 22:11	07/19/14 25:42	2

T et6/ v: Sd 8FHH010f - T etals (IC39T S) - 4/ tal Re2/ hecable

Pnalyte	Result	UualiQeo	RL	T DL	r nit	D	3 œpacœv	Pnalyzev	Dil Wa2
Pœseni2	0.F8		0.0050	0.002L	m6/g		07/19/14 22:25	07/18/14 24:15	2
Id n	A8		0.040	0.023	m6/g		07/19/14 22:25	07/18/14 24:15	2

Client Sample Results

Client: Geosyntec Consultants Inc
Project/Site: Plant Hammond

Job ID: 705-1739-2

Client Sample ID: MPT -34-08-07-15-r x W

Lab Sample ID: 705-178H-5

Date C/ lle2tev: 079I59IF AH:50

T atcic: d ateo

Date Re2eihev: 079IH9IF 08:50

T et6/ v: Sd 8FHH0A0D - T etals (IC3)

Pnalyte	Result	UualiQeo	RL	T DL	r nit	D	3 œpacœv	Pnalyzev	Dil Wa2
f / d n	0.H7		0.040	0.019	m6/g		07/19/14 22:11	07/19/14 25:44	2

T et6/ v: Sd 8FHH010f - T etals (IC39T S) - 4/ tal Re2/ hecable

Pnalyte	Result	UualiQeo	RL	T DL	r nit	D	3 œpacœv	Pnalyzev	Dil Wa2
Pœseni2	0.B5		0.0050	0.002L	m6/g		07/19/14 22:25	07/18/14 24:05	2
Id n	A7		0.040	0.023	m6/g		07/19/14 22:25	07/18/14 24:05	2

QC Sample Results

i et Gs y t ocuGt a i oGcPer Gsc IGa
j /o$ashhnst : j er Gsd r B B oGN

Job ID: 705-178C-l

Method: 6010D - Metals (ICP)

Lab Sample ID: MB 705-53/ 7A1-r — **Client Sample ID: Method Blank**
MatxiW T atex — **Pxep yNpe: yotalAc r**
r nalNsis Bat8h: 5F36 — **Pxep Bat8h: 53/ 7**

r nalNte	MB Result	MB Quali2ex	RL	MDL	f nit	D	Pxepaxed	r nalNUed	Dil za8
. o/oG	4 D		02060	0201C	B gHL		07HCH16 I I :11	07HCH16 I 5:08	I

Lab Sample ID: LCS 705-53/ 7A3-r — **Client Sample ID: Lab Contxol Sample**
MatxiW T atex — **Pxep yNpe: yotalAc r**
r nalNsis Bat8h: 5F36 — **Pxep Bat8h: 53/ 7**

r nalNte	Spike r dded	LCS Result	LCS Quali2ex	f nit	D	%Re8	%Re8 Limits
. o/oG	I 200	I 20,		B gHL		I 0,	80 - I 10

Lab Sample ID: 705-3796-F MS — **Client Sample ID: Hr M-Py-1F-07-35-f c z**
MatxiW T atex — **Pxep yNpe: yotalAc r**
r nalNsis Bat8h: 5F36 — **Pxep Bat8h: 53/ 7**

r nalNte	Sample Result	Sample Quali2ex	Spike r dded	MS Result	MS Quali2ex	f nit	D	%Re8	%Re8 Limits
. o/oG	0255		I 200	I 2C1		B gHL		I 07	75 - I 15

Lab Sample ID: 705-3796-F MSD — **Client Sample ID: Hr M-Py-1F-07-35-f c z**
MatxiW T atex — **Pxep yNpe: yotalAc r**
r nalNsis Bat8h: 5F36 — **Pxep Bat8h: 53/ 7**

r nalNte	Sample Result	Sample Quali2ex	Spike r dded	MSD Result	MSD Quali2ex	f nit	D	%Re8	%Re8 Limits	RPD	RPD Limit
. o/oG	0255		I 200	I 206		B gHL		I 0v	75 - I 15	I	10

Lab Sample ID: MB 705-5397A1-r — **Client Sample ID: Method Blank**
MatxiW T atex — **Pxep yNpe: Dissolved**
r nalNsis Bat8h: 5F14

r nalNte	MB Result	MB Quali2ex	RL	MDL	f nit	D	Pxepaxed	r nalNUed	Dil za8
. o/oG3Drccoe9t N	4 D		02060	0201C	B gHL			07HCH16 I 6:51	I

Lab Sample ID: LCS 705-5397A3-r — **Client Sample ID: Lab Contxol Sample**
MatxiW T atex — **Pxep yNpe: Dissolved**
r nalNsis Bat8h: 5F14

r nalNte	Spike r dded	LCS Result	LCS Quali2ex	f nit	D	%Re8	%Re8 Limits
. o/oG3Drccoe9t N	I 200	I 206		B gHL		I 06	80 - I 10

Lab Sample ID: LCSD 705-5397AF-r — **Client Sample ID: Lab Contxol Sample Dup**
MatxiW T atex — **Pxep yNpe: Dissolved**
r nalNsis Bat8h: 5F14

r nalNte	Spike r dded	LCSD Result	LCSD Quali2ex	f nit	D	%Re8	%Re8 Limits	RPD	RPD Limit
. o/oG3Drccoe9t N	I 200	I 201		B gHL		I 01	80 - I 10	1	10

EP/ofrGc Aser Ger

Method: 6030B - Metals (ICPAMS)

Lab Sample ID: MB 705-53/ / A1-r — **Client Sample ID: Method Blank**
MatxiW T atex — **Pxep yNpe: yotal Re8ovexable**
r nalNsis Bat8h: 5561 — **Pxep Bat8h: 53/ /**

r nalNte	MB Result	MB Quali2ex	RL	MDL	f nit	D	Pxepaxed	r nalNUed	Dil za8
A/ct Gra	4 D		02050	0200l ,	B gHL		07HCH16 l l :l 5	07HvH6 l , :57	l
l/oG	4 D		02060	0200l 8	B gHL		07HCH16 l l :l 5	07HvH6 l , :57	l

Lab Sample ID: LCS 705-53/ / A8-r — **Client Sample ID: Lab Contxol Sample**
MatxiW T atex — **Pxep yNpe: yotal Re8ovexable**
r nalNsis Bat8h: 5561 — **Pxep Bat8h: 53/ /**

r nalNte	Spike r dded	LCS Result	LCS Quali2ex	f nit	D	%Re8	%Re8 Limits
A/ct Gra	02 00	02 01		B gHL		l 01	80 - l 10
l/oG	l 200	l 20C		B gHL		l 0C	80 - l 10

Lab Sample ID: 705-3796-5 MS — **Client Sample ID: Hr M-Py-09-07-35-f c z**
MatxiW T atex — **Pxep yNpe: yotal Re8ovexable**
r nalNsis Bat8h: 5561 — **Pxep Bat8h: 53/ /**

r nalNte	Sample Result	Sample Quali2ex	Spike r dded	MS Result	MS Quali2ex	f nit	D	%Re8	%Re8 Limits
A/ct Gra	02, 5		02 00	026, 8		B gHL		88	75 - l 15
l/oG	l 7		l 200	l C2v 6		B gHL		-l ,	75 - l 15

Lab Sample ID: 705-3796-5 MSD — **Client Sample ID: Hr M-Py-09-07-35-f c z**
MatxiW T atex — **Pxep yNpe: yotal Re8ovexable**
r nalNsis Bat8h: 5561 — **Pxep Bat8h: 53/ /**

r nalNte	Sample Result	Sample Quali2ex	Spike r dded	MSD Result	MSD Quali2ex	f nit	D	%Re8	%Re8 Limits	RPD	RPD Limit
A/ct Gra	02, 5		02 00	026, 0		B gHL		80	75 - l 15	1	10
l/oG	l 7		l 200	l C2v 6		B gHL		-8	75 - l 15	0	10

Lab Sample ID: MB 705-534/ A1-r — **Client Sample ID: Method Blank**
MatxiW T atex — **Pxep yNpe: Dissolved**
r nalNsis Bat8h: 5/ 53

r nalNte	MB Result	MB Quali2ex	RL	MDL	f nit	D	Pxepaxed	r nalNUed	Dil za8
A/ct Gra3Drccoe9t N	4 D		02050	0200l ,	B gHL			07HCH16 l 8:l v	l
l/oG3Drccoe9t N	4 D		02060	0200l 8	B gHL			07HCH16 l 8:l v	l

Lab Sample ID: LCS 705-534/ A8-r — **Client Sample ID: Lab Contxol Sample**
MatxiW T atex — **Pxep yNpe: Dissolved**
r nalNsis Bat8h: 5/ 53

r nalNte	Spike r dded	LCS Result	LCS Quali2ex	f nit	D	%Re8	%Re8 Limits
A/ct Gra3Drccoe9t N	02 00	0208v,		B gHL		8v	80 - l 10
l/oG3Drccoe9t N	l 200	028C1		B gHL		8C	80 - l 10

Lab Sample ID: LCSD 705-534/ AF-r — **Client Sample ID: Lab Contxol Sample Dup**
MatxiW T atex — **Pxep yNpe: Dissolved**
r nalNsis Bat8h: 5/ 53

r nalNte	Spike r dded	LCSD Result	LCSD Quali2ex	f nit	D	%Re8	%Re8 Limits	RPD	RPD Limit
A/ct Gra3Drccoe9t N	02 00	0208l 7		B gHL		81	80 - l 10	v	10
l/oG3Drccoe9t N	l 200	02858		B gHL		8C	80 - l 10	l	10

EP/ofnGc Aser Ger

Lab Chronicle

Client: Geosyntec Consultants Inc
Project/Site: Plant Hammond

Job ID: 705-1739-2

Client Sample ID: HAM-PT-14-07-25-UNF

Lab Sample ID: 705-2786-1

Date Collected: 07/25/24 14:40
Matrix: Water
Date Received: 07/26/24 08:50

Prep Type	Batch Type	Batch Method	Run	Dilution Factor	Batch Number	Analyst	Lab	Prepared or Analyzed
votal/p B	PreA	6020B			51L7	ET	EEv Bv4	07/19/1L 22:11
votal/p B	Bnalysis	9020D		2	5619	DBN	EEv Bv4	07/19/1L 25:63
votal RecoFerable	PreA	6005B			51LL	N4	EEv Bv4	07/19/1L 22:25
votal RecoFerable	Bnalysis	9010N		20	5592	IT	EEv Bv4	07/1f /1L 2L:27

Client Sample ID: HAM-PT-14-07-25-FIL

Lab Sample ID: 705-2786-2

Date Collected: 07/25/24 14:40
Matrix: Water
Date Received: 07/26/24 08:50

Prep Type	Batch Type	Batch Method	Run	Dilution Factor	Batch Number	Analyst	Lab	Prepared or Analyzed
DissolFed	Bnalysis	9020D		2	562f	DS	EEv Bv4	07/19/1L 25:02
DissolFed	Bnalysis	9010N		5	5L51	IT	EEv Bv4	07/19/1L 23:65
DissolFed	Bnalysis	9010N		20	5592	IT	EEv Bv4	07/1f /1L 2L:1f

Client Sample ID: HAM-PT-13-07-25-UNF

Lab Sample ID: 705-2786-3

Date Collected: 07/25/24 15:20
Matrix: Water
Date Received: 07/26/24 08:50

Prep Type	Batch Type	Batch Method	Run	Dilution Factor	Batch Number	Analyst	Lab	Prepared or Analyzed
votal/p B	PreA	6020B			51L7	ET	EEv Bv4	07/19/1L 22:11
votal/p B	Bnalysis	9020D		2	5619	DBN	EEv Bv4	07/19/1L 25:10
votal RecoFerable	PreA	6005B			51LL	N4	EEv Bv4	07/19/1L 22:25
votal RecoFerable	Bnalysis	9010N		2	5592	IT	EEv Bv4	07/1f /1L 2L:12

Client Sample ID: HAM-PT-15-07-25-UNF

Lab Sample ID: 705-2786-4

Date Collected: 07/25/24 16:40
Matrix: Water
Date Received: 07/26/24 08:50

Prep Type	Batch Type	Batch Method	Run	Dilution Factor	Batch Number	Analyst	Lab	Prepared or Analyzed
votal/p B	PreA	6020B			51L7	ET	EEv Bv4	07/19/1L 22:11
votal/p B	Bnalysis	9020D		2	5619	DBN	EEv Bv4	07/19/1L 25:L2
votal RecoFerable	PreA	6005B			51LL	N4	EEv Bv4	07/19/1L 22:25
votal RecoFerable	Bnalysis	9010N		2	5592	IT	EEv Bv4	07/1f /1L 2L:15

Client Sample ID: HAM-PT-08-07-25-UNF

Lab Sample ID: 705-2786-5

Date Collected: 07/25/24 16:50
Matrix: Water
Date Received: 07/26/24 08:50

Prep Type	Batch Type	Batch Method	Run	Dilution Factor	Batch Number	Analyst	Lab	Prepared or Analyzed
votal/p B	PreA	6020B			51L7	ET	EEv Bv4	07/19/1L 22:11
votal/p B	Bnalysis	9020D		2	5619	DBN	EEv Bv4	07/19/1L 25:LL
votal RecoFerable	PreA	6005B			51LL	N4	EEv Bv4	07/19/1L 22:25
votal RecoFerable	Bnalysis	9010N		2	5592	IT	EEv Bv4	07/1f /1L 2L:05

Laboratory References:

EEv Bv4 8 Euro∓ns Btlanta, 6030 Presidential Dr, Btlanta, GB 606L0, vE4 (770)L57-3277

Accreditation/Certification Summary

Client: Geosyntec Consultants Inc
Project/Site: Plant Hammond

Job ID: 705-2786-1

Laboratory: Eurofins Atlanta

The accreditations/certifications listed below are applicable to this report.

Authority	Program	Identification Number	Expiration Date
Florida	NELAP	E87582	06-30-25

Method Summary

Client: Geosyntec Consultants Inc
Project/Site: Plant Hammond

Job ID: 705-1739-2

Method	Method Description	Protocol	Laboratory
9020D	4 etals 6CPM	SW389	(( ) E) T
9010A	4 etals 6CP/4 SM	SW389	(( ) E) T
L005E	PreBarationp) otal , ecoRerable or DissolRed 4 etals	SW389	(( ) E) T
L020E	PreBarationp) otal 4 etals	SW389	(( ) E) T

Protocol References:

SW389 v =) est 4 et" ods hor (RaluatinF Solid WastepP" ysical/C" emical 4 et" ods=p) " ird (ditionpg oRember 2N39 End Its UBdates.

Laboratory References:

(( ) E) T v (urofins EtlantapL030 Presidential DrpEtlantapGE L0L80p) (T 6770M857-3277

Sample Summary

Client: Geosyntec Consultants Inc
Project/Site: Plant Hammond

Job ID: 705-2786-1

Lab Sample ID	Client Sample ID	Matrix	Collected	Received
705-2786-1	HAM-PT-14-07-25-UNF	Water	07/25/24 14:40	07/26/24 08:50
705-2786-2	HAM-PT-14-07-25-FIL	Water	07/25/24 14:40	07/26/24 08:50
705-2786-3	HAM-PT-13-07-25-UNF	Water	07/25/24 15:20	07/26/24 08:50
705-2786-4	HAM-PT-15-07-25-UNF	Water	07/25/24 16:40	07/26/24 08:50
705-2786-5	HAM-PT-08-07-25-UNF	Water	07/25/24 16:50	07/26/24 08:50

Login Sample Receipt Checklist

Client: Geosyntec Consultants Inc

Job Number: 705-2786-1

Login Number: 2786

List Number: 1

Creator: Pomuti, Carmen

List Source: Eurofins Atlanta

Question	Answer	Comment
Radioactivity wasn't checked or is </= background as measured by a survey meter.	N/A	
The cooler's custody seal, if present, is intact.	N/A	
Sample custody seals, if present, are intact.	N/A	
The cooler or samples do not appear to have been compromised or tampered with.	True	
Samples were received on ice.	True	
Cooler Temperature is acceptable.	True	
Cooler Temperature is recorded.	True	
COC is present.	True	
COC is filled out in ink and legible.	True	
COC is filled out with all pertinent information.	True	
Is the Field Sampler's name present on COC?	True	
There are no discrepancies between the containers received and the COC.	True	
Samples are received within Holding Time (excluding tests with immediate HTs)	True	
Sample containers have legible labels.	True	
Containers are not broken or leaking.	True	
Sample collection date/times are provided.	True	
Appropriate sample containers are used.	True	
Sample bottles are completely filled.	True	
Sample Preservation Verified.	True	
There is sufficient vol. for all requested analyses, incl. any requested MS/MSDs	N/A	
Containers requiring zero headspace have no headspace or bubble is <6mm (1/4").	N/A	
Multiphasic samples are not present.	True	
Samples do not require splitting or compositing.	True	
Residual Chlorine Checked.	N/A	

END OF REPORT

eurofins | Environment Testing

ANALYTICAL REPORT

PREPARED FOR

Attn: Kip Gray
Geosyntec Consultants Inc
1255 Roberts Blvd. NW
Suite 200
Kennesaw, Georgia 30144

Generated 7/30/2024 5:57:49 PM

JOB DESCRIPTION

Plant Hammond

JOB NUMBER

705-2894-1

Eurofins Atlanta
3080 Presidential Dr
Atlanta GA 30340

See page two for job notes and contact information.

my EOL

Eurofins Atlanta

Job Notes

The test results in this report relate only to the samples as received by the laboratory and will meet all requirements of the methodology, with any exceptions noted. This report shall not be reproduced except in full, without the express written approval of the laboratory. All questions should be directed to the Eurofins Environment Testing Southeast, LLC Project Manager.

Authorization

Generated
7/30/2024 5:57:49 PM

Authorized for release by
David Fuller, Project Manager
David.Fuller@et.eurofinsus.com
(770)344-8986

Table of Contents

Definitions/Glossary

Client: Geosyntec Consultants Inc
Project/Site: Plant Hammond

Job ID: 705-2894-1

Qualifiers

Metals

Qualifier	Qualifier Description
^3-	Reporting Limit Check Standard is outside acceptance limits, low biased.
^5+	Linear Range Check (LRC) is outside acceptance limits, high biased.
4	MS, MSD: The analyte present in the original sample is greater than 4 times the matrix spike concentration; therefore, control limits are not applicable.
F1	MS and/or MSD recovery exceeds control limits.

Glossary

Abbreviation	These commonly used abbreviations may or may not be present in this report.
¤	Listed under the "D" column to designate that the result is reported on a dry weight basis
%R	Percent Recovery
CFL	Contains Free Liquid
CFU	Colony Forming Unit
CNF	Contains No Free Liquid
DER	Duplicate Error Ratio (normalized absolute difference)
Dil Fac	Dilution Factor
DL	Detection Limit (DoD/DOE)
DL, RA, RE, IN	Indicates a Dilution, Re-analysis, Re-extraction, or additional Initial metals/anion analysis of the sample
DLC	Decision Level Concentration (Radiochemistry)
EDL	Estimated Detection Limit (Dioxin)
LOD	Limit of Detection (DoD/DOE)
LOQ	Limit of Quantitation (DoD/DOE)
MCL	EPA recommended "Maximum Contaminant Level"
MDA	Minimum Detectable Activity (Radiochemistry)
MDC	Minimum Detectable Concentration (Radiochemistry)
MDL	Method Detection Limit
ML	Minimum Level (Dioxin)
MPN	Most Probable Number
MQL	Method Quantitation Limit
NC	Not Calculated
ND	Not Detected at the reporting limit (or MDL or EDL if shown)
NEG	Negative / Absent
POS	Positive / Present
PQL	Practical Quantitation Limit
PRES	Presumptive
QC	Quality Control
RER	Relative Error Ratio (Radiochemistry)
RL	Reporting Limit or Requested Limit (Radiochemistry)
RPD	Relative Percent Difference, a measure of the relative difference between two points
TEF	Toxicity Equivalent Factor (Dioxin)
TEQ	Toxicity Equivalent Quotient (Dioxin)
TNTC	Too Numerous To Count

3080 Presidential Dr
Atlanta, GA 30340
Phone (770) 457-8177

Chain of Custody Record

eurofins | Environment Testing

Client Information	Sampler: Zain Webb	Lab PM: David Fuller / Phone 770-344-8986	Carrier Tracking No(s):	COC No:
Client Contact: Kip Gray	Phone: 404-434-2074	E-Mail: David Fuller@et eurofinsus com	State of Origin: GA	Page: Page 1 of 1
Company: Geosyntec Consultants Inc	PWSID			Job #:
Address: 1255 Roberts Blvd, NW Suite 200	Due Date Requested			
City: Kennesaw	TAT Requested (days): RUSH / 1 Day TAT			
State, Zip: GA, 30144	Compliance Project: Δ Yes Δ No			
Phone:	Lab Project #: 70500911 (DO NOT REMOVE)			
Email: Kip.Gray@Geosyntec.com	PO #: 100061163			
Project Name: Plant Hammond	Project #: GW6581G			
Task Code: Task Code#:	SSOW#:			

Analysis Requested

Preservation Codes: D - HNO3

Other:

Sample Identification	Sample Date	Sample Time	Sample Type (C=comp, G=grab)	Matrix (W=water, S=solid, O=waste/oil, BT=Tissue, A=Air)	Field Filtered Sample (Yes or No)	Perform MS/MSD (Yes or No)	6010D - Total Boron	6020B - Total Arsenic and Iron	6020B - Total Iron and Molybdenum		6010D - Dissolved Boron - Field Filtered (FF)	6020B - Dissolved Arsenic and Iron (FF)	6020B - Dissolved Iron and Molybdenum (FF)							Total Number of containers	Special Instructions/Note:
			Preservation Code:				D	D	D		D	D	D								
HAM-PT-14-07-26-UNF-AM	7/26/24	1010	G	W	N	N	X	X	-		-	-	-								
HAM-PT-14-07-26-FIL-AM	7/26/24	1010	G	W	N	N	-	-	-		X	X	-								
HAM-PT-14-07-26-UNF-PM	7/26/24	2000	G	W	N	N	X	X	-		-	-	-								
HAM-PT-14-07-26-FIL-PM	7/26/24	2000	G	W	N	N	-	-	-		X	X	-								
HAM-PT-07-07-26-UNF-PM	7/26/24	2010	G	W	N	N	X	X	-		-	-	-								
HAM-PT-07-07-26-FIL-PM	7/26/24	2010	G	W	N	N	-	-	-		X	X	-								
HAM-PT-13-07-26-UNF-PM	7/26/24	2020	G	W	N	N	X	X	-		-	-	-								
HAM-PT-13-07-26-FIL-PM	7/26/24	2020	G	W	N	N	-	-	-		X	X	-								
ZW 7/26/24																					

705 2894 COC

Possible Hazard Identification
☐ Non-Hazard ☐ Flammable ☐ Skin Irritant ☐ Poison B ☒ Unknown ☐ Radiological

Sample Disposal (A fee may be assessed if samples are retained longer than 1 month)
☐ Return To Client ☒ Disposal By Lab ☐ Archive For _____ Months

Deliverable Requested I, II, III, IV, Other (specify)

Special Instructions/QC Requirements

Empty Kit Relinquished by:	Date	Time	Method of Shipment:

Relinquished by:	Date/Time	Company	Received by:	Date/Time:	Company
				7-27-24 7:58	
Relinquished by:	Date/Time: 7-27-24 8:55	Company	Received by:	Date/Time: 7/27/24 9:15	Company
Relinquished by:	Date/Time	Company	Received by: 4.2°C #2664	Date/Time	Company

Custody Seals Intact: Δ Yes Δ No	Custody Seal No.	Cooler Temperature(s) °C and Other Remarks.

Job Narrative
705-2894-1

Analytical test results meet all requirements of the associated regulatory program listed on the Accreditation/Certification Summary Page unless otherwise noted under the individual analysis. Data qualifiers and/or narrative comments are included to explain any exceptions, if applicable.

- Matrix QC may not be reported if insufficient sample is provided or site-specific QC samples were not submitted. In these situations, to demonstrate precision and accuracy at a batch level, a LCS/LCSD may be performed, unless otherwise specified in the method.
- Surrogate and/or isotope dilution analyte recoveries (if applicable) which are outside of the QC window are confirmed unless attributed to a dilution or otherwise noted in the narrative.

Receipt
The samples were received on 7/27/2024 9:15 AM. Unless otherwise noted below, the samples arrived in good condition, and, where required, properly preserved and on ice. The temperature of the cooler at receipt time was 4.2°C.

Metals
Method 020 - Total ecoverable: The matrix spi e / matrix spi e duplicate (MS/MSD) recoveries for Prep atch 5412 were outside control limits for Arsenic See QC Sample esults for detail. Sample matrix interference and/or non-homogeneity are suspected because the associated laboratory control sample (LCS) recovery is within acceptance limits.

No additional analytical or quality issues were noted, other than those described above or in the Definitions/ Glossary page.

Client Sample Results

l ie nt Gs noyct Gu l ot yaiGPt Gy lt u
r jo/nuGHea: r iPt GmPd d ot .

Job ID: 705-1392-C

Client Sample ID: PT3 -4F-MA-07-1r -x Wo-T3

Lab Sample ID: 705-18HA-M

Date C2llevte9: 07h1r h1A M0:M0

3 atcid: / atec

Date Revei6e9: 07h17h1A 0H:M5

3 et(29: S/ 8Ar r 0M0D - 3 etals)IC4.

TnalUte	Result	f ualiBec	RL	3 DL	x nit	D	4 cepace9	TnalUQe9	Dil oav
, 2c2n	0yrz		0420	0416	d gS.		07S19S12 07:29	07S19S12 C8:00	C

3 et(29: S/ 8Ar r 010, - 3 etals)IC4h8 S. - F2tal Rev26ecable

TnalUte	Result	f ualiBec	RL	3 DL	x nit	D	4 cepace9	TnalUQe9	Dil oav
Tcseniv	0yMr	oM	0400 50	0400C8	d gS.		07S19S12 07:16	07S19S12 C5:59	C
Ic2n	A0		0420	040C3	d gS.		07S19S12 07:16	07S19S12 C5:59	C

Client Sample Results

l ie nt Gs noyct Gu l ot yaiGPt Gy lt u
r jo/nuGHea: r iPt GmPd d ot .

Job ID: 705-1392-C

Client Sample ID: PT3 -4F-MA-07-1r -oIL-T3

Lab Sample ID: 705-18HA-1

Date C2llevte9: 07h1r h1A M0:M0
Date Revei6e9: 07h17h1A 0H:M5

3 atcid: / atec

3 et(29: S/ 8Ar r 0M0D - 3 etals)IC4. - Diss2I6e9

TnalUte	Result	f ualiBec	RL	3 DL	x nit	D	4 cepace9	TnalUQe9	Dil oav
, 2c2nNDiss2I6e9	0y57		0420	0416	d gS1			07S19S12 C6:16	C

3 et(29: S/ 8Ar r 010, - 3 etals)IC4 I8 S. - Diss2I6e9

TnalUte	Result	f ualiBec	RL	3 DL	x nit	D	4 cepace9	TnalUQe9	Dil oav
TcsenivNDiss2I6e9	0yMA		040050	0400C8	d gS1			07S30S12 C2:80	C
Ic2nNDiss2I6e9	M8		0420	040C3	d gS1			07S30S12 C2:80	C

Client Sample Results

l ie nt Gs noyct Gu l ot yaiGPt Gy lt u
r jo/nuGHeGa: r iPt GmPd d ot .

Job ID: 705-1392-C

Client Sample ID: PT3 -4F-MA-07-1r -x Wo-43

Lab Sample ID: 705-18HA-z

Date C2llevte9: 07h1r h1A 10:00

3 atcid: / atec

Date Revei6e9: 07h17h1A 0H:M5

3 et(29: S/ 8Ar r 0MDD - 3 etals)IC4.

TnalUte	Result	f ualiBec	RL	3 DL	x nit	D	4 cepace9	TnalUQe9	Dil oav
, 2c2n	0yr 1		0420	0416	d gS.		07S19S12 07:29	07S19S12 C1:83	C

3 et(29: S/ 8Ar r 010, - 3 etals)IC4h8 S. - F2tal Rev26ecable

TnalUte	Result	f ualiBec	RL	3 DL	x nit	D	4 cepace9	TnalUQe9	Dil oav
Tcseniv	0yMr		0400 50	0400C8	d gS.		07S19S12 07:16	07S19S12 C6:C5	C
Ic2n	z8		0420	040C3	d gS.		07S19S12 07:16	07S19S12 C6:C5	C

Eajofe t y AGPt GP

Client Sample Results

l ie nt Gs noyct Gu l ot yaiGPt Gy lt u
r jo/nuGHeGa: r iPt GmPd d ot .

Job ID: 705-1392-C

Client Sample ID: PT3 -4F-MA-07-1r -olL-43

Lab Sample ID: 705-18HA-A

Date C2llevte9: 07h1r h1A 10:00

3 atcid: / atec

Date Revei6e9: 07h17h1A 0H:M5

3 et(29: S/ 8Ar r 0MDD - 3 etals)IC4. - Diss2I6e9

TnalUte	Result	f ualiBec	RL	3 DL	x nit	D	4 cepace9	TnalUQe9	Dil oav
, 2c2nNDiss2I6e9	0y57		0420	0416	d gS1.			07S19S12 C6:19	C

3 et(29: S/ 8Ar r 010, - 3 etals)IC4h8 S. - Diss2I6e9

TnalUte	Result	f ualiBec	RL	3 DL	x nit	D	4 cepace9	TnalUQe9	Dil oav
TcsenivNDiss2I6e9	0yM5		040050	0400C8	d gS1.			07S30S12 C2:82	C
Ic2nNDiss2I6e9	M8		0420	040C3	d gS1.			07S30S12 C2:82	C

Eajofe y AGPt GP

Client Sample Results

l ient Gs noyct Gu l ot yaiGPt Gy lt u
r jo/nuGHea: r iPt GmPd d ot .

Job ID: 705-1392-C

Client Sample ID: PT3 -4F-07-07-1r -x Wo-43

Lab Sample ID: 705-18HA-5

Date C2llevte9: 07h1r h1A 10:M0

3 atcid: / atec

Date Revei6e9: 07h17h1A 0H:M5

3 et(29: S/ 8Ar r 0M0D - 3 etals)IC4.

TnalUte	Result	f ualiBec	RL	3 DL	x nit	D	4 cepace9	TnalUQe9	Dil oav
, 2c2n	0y70		0420	0416	d gS.		07S19S12 07:29	07S19S12 C8:08	C

3 et(29: S/ 8Ar r 010, - 3 etals)IC4h8 S. - F2tal Rev26ecable

TnalUte	Result	f ualiBec	RL	3 DL	x nit	D	4 cepace9	TnalUQe9	Dil oav
Tcseniv	0yr A		0450	040C8	d gS.		07S19S12 07:16	07S30S12 C5:C2	C0
Ic2n	MA0		0420	04C3	d gS.		07S19S12 07:16	07S30S12 C5:C2	C0

Client Sample Results

l ie nt Gs noyct Gu l ot yaiGPt Gy lt u
r jo/nuGHea: r iPt GmPd d ot .

Job ID: 705-1392-C

Client Sample ID: PT3 -4F-07-07-1r -olL-43

Lab Sample ID: 705-18HA-r

Date C2llevte9: 07h1r h1A 10:M0

3 atcid: / atec

Date Revei6e9: 07h17h1A 0H:M5

3 et(29: S/ 8Ar r 0M0D - 3 etals)IC4. - Diss2I6e9

TnalUte	Result	f ualiBec	RL	3 DL	x nit	D	4 cepace9	TnalUQe9	Dil oav
, 2c2nNDiss2I6e9	0y58		0400 20	0400 16	d gS1.			07S19S12 C6:81	C

3 et(29: S/ 8Ar r 010, - 3 etals)IC4 I8 S. - Diss2I6e9

TnalUte	Result	f ualiBec	RL	3 DL	x nit	D	4 cepace9	TnalUQe9	Dil oav
TcsenivNDiss2I6e9	0y051		0400 50	0400 C8	d gS1.			07S30S12 C2:26	C0
Ic2nNDiss2I6e9	0yMH		0400 20	0400 C3	d gS1.			07S30S12 C2:83	C

Eajofe t y AGPt GP

Client Sample Results

l ient Gs noyct Gu l ot yaiGPt Gy lt u
r jo/nuGHea: r iPt GmPd d ot .

Job ID: 705-1392-C

Client Sample ID: PT3 -4F-Mz-07-1r -x Wo-43

Lab Sample ID: 705-18HA-7

Date C2llevte9: 07h1r h1A 10:10

3 atcid: / atec

Date Revei6e9: 07h17h1A 0H:M5

3 et(29: S/ 8Ar r 0MDD - 3 etals)IC4.

TnalUte	Result	f ualiBec	RL	3 DL	x nit	D	4 cepace9	TnalUQe9	Dil oav
, 2c2n	0y5A		0420	0416	d gS1.		07S19S12 07:29	07S19S12 C8:06	C

3 et(29: S/ 8Ar r 010, - 3 etals)IC4h8 S. - F2tal Rev26ecable

TnalUte	Result	f ualiBec	RL	3 DL	x nit	D	4 cepace9	TnalUQe9	Dil oav
Tcseniv	0yIr		0400 50	0400C8	d gS1.		07S19S12 07:16	07S30S12 C5:C3	C
Ic2n	A1		0420	040C3	d gS1.		07S19S12 07:16	07S19S12 C6:13	C

Client Sample Results

l ie nt Gs noyct Gu l ot yaiGPt Gy lt u
r jo/nuGHeGa: r iPt GmPd d ot .

Job ID: 705-1392-C

Client Sample ID: PT3 -4F-Mz-07-1r -olL-43

Lab Sample ID: 705-18HA-8

Date C2llevte9: 07h1r h1A 10:10

3 atcid: / atec

Date Revei6e9: 07h17h1A 0H:M5

3 et(29: S/ 8Ar r 0MDD - 3 etals)IC4. - Diss2I6e9

TnalUte	Result	f ualiBec	RL	3 DL	x nit	D	4 cepace9	TnalUQe9	Dil oav
, 2c2nNDiss2I6e9	0y50		0420	0416	d gS1			07S19S12 C6:2C	C

3 et(29: S/ 8Ar r 010, - 3 etals)IC4h8 S. - Diss2I6e9

TnalUte	Result	f ualiBec	RL	3 DL	x nit	D	4 cepace9	TnalUQe9	Dil oav
TcsenivNDiss2I6e9	0yW8		040050	0400C8	d gS1			07S30S12 C2:50	C
Ic2nNDiss2I6e9	Mr		0420	040C3	d gS1			07S30S12 C2:50	C

QC Sample Results

Client: Geosyntec Consultants Inc
Project/Site: Plant Hammond

Job ID: 705-2894-1

Method: 6010D - Metals (ICP)

Lab Sample ID: MB 705-5413/1-A — **Client Sample ID: Method Blank**
Matrix: Water — **Prep Type: Total/NA**
Analysis Batch: 5542 — **Prep Batch: 5413**

Analyte	MB Result	MB Qualifier	RL	MDL	Unit	D	Prepared	Analyzed	Dil Fac
Boron	ND		0.040	0.026	mg/L		07/29/24 07:49	07/29/24 12:32	1

Lab Sample ID: LCS 705-5413/2-A — **Client Sample ID: Lab Control Sample**
Matrix: Water — **Prep Type: Total/NA**
Analysis Batch: 5542 — **Prep Batch: 5413**

Analyte	Spike Added	LCS Result	LCS Qualifier	Unit	D	%Rec	%Rec Limits
Boron	1.00	1.03		mg/L		103	80 - 120

Lab Sample ID: 705-2894-3 MS — **Client Sample ID: HAM-PT-14-07-26-UNF-PM**
Matrix: Water — **Prep Type: Total/NA**
Analysis Batch: 5542 — **Prep Batch: 5413**

Analyte	Sample Result	Sample Qualifier	Spike Added	MS Result	MS Qualifier	Unit	D	%Rec	%Rec Limits
Boron	0.62		1.00	1.62		mg/L		100	75 - 125

Lab Sample ID: 705-2894-3 MSD — **Client Sample ID: HAM-PT-14-07-26-UNF-PM**
Matrix: Water — **Prep Type: Total/NA**
Analysis Batch: 5542 — **Prep Batch: 5413**

Analyte	Sample Result	Sample Qualifier	Spike Added	MSD Result	MSD Qualifier	Unit	D	%Rec	%Rec Limits	RPD	RPD Limit
Boron	0.62		1.00	1.63		mg/L		101	75 - 125	1	20

Lab Sample ID: MB 705-5500/1-A — **Client Sample ID: Method Blank**
Matrix: Water — **Prep Type: Dissolved**
Analysis Batch: 5594

Analyte	MB Result	MB Qualifier	RL	MDL	Unit	D	Prepared	Analyzed	Dil Fac
Boron, Dissolved	ND		0.040	0.026	mg/L			07/29/24 15:49	1

Lab Sample ID: LCS 705-5500/2-A — **Client Sample ID: Lab Control Sample**
Matrix: Water — **Prep Type: Dissolved**
Analysis Batch: 5594

Analyte	Spike Added	LCS Result	LCS Qualifier	Unit	D	%Rec	%Rec Limits
Boron, Dissolved	1.00	0.961		mg/L		96	80 - 120

Lab Sample ID: LCSD 705-5500/3-A — **Client Sample ID: Lab Control Sample Dup**
Matrix: Water — **Prep Type: Dissolved**
Analysis Batch: 5594

Analyte	Spike Added	LCSD Result	LCSD Qualifier	Unit	D	%Rec	%Rec Limits	RPD	RPD Limit
Boron, Dissolved	1.00	0.958		mg/L		96	80 - 120	0	20

QC Sample Results

Client: Geosyntec Consultants Inc
Project/Site: Plant Hammond

Job ID: 705-2894-1

Method: 6020B - Metals (ICP/MS)

Lab Sample ID: MB 705-5412/1-A — **Client Sample ID: Method Blank**
Matrix: Water — **Prep Type: Total Recoverable**
Analysis Batch: 5610 — **Prep Batch: 5412**

Analyte	MB Result	MB Qualifier	RL	MDL	Unit	D	Prepared	Analyzed	Dil Fac
Arsenic	ND	^3- ^5+	0.0050	0.0013	mg/L		07/29/24 07:26	07/29/24 15:51	1
Iron	ND		0.040	0.018	mg/L		07/29/24 07:26	07/29/24 15:51	1

Lab Sample ID: LCS 705-5412/2-A — **Client Sample ID: Lab Control Sample**
Matrix: Water — **Prep Type: Total Recoverable**
Analysis Batch: 5610 — **Prep Batch: 5412**

Analyte	Spike Added	LCS Result	LCS Qualifier	Unit	D	%Rec	%Rec Limits
Arsenic	0.100	0.0902	^3- ^5+	mg/L		90	80 - 120
Iron	1.00	1.05		mg/L		105	80 - 120

Lab Sample ID: 705-2894-1 MS — **Client Sample ID: HAM-PT-14-07-26-UNF-AM**
Matrix: Water — **Prep Type: Total Recoverable**
Analysis Batch: 5610 — **Prep Batch: 5412**

Analyte	Sample Result	Sample Qualifier	Spike Added	MS Result	MS Qualifier	Unit	D	%Rec	%Rec Limits
Arsenic	0.16	F1	0.100	0.208	F1	mg/L		52	75 - 125
Iron	40		1.00	40.4	4	mg/L		26	75 - 125

Lab Sample ID: 705-2894-1 MSD — **Client Sample ID: HAM-PT-14-07-26-UNF-AM**
Matrix: Water — **Prep Type: Total Recoverable**
Analysis Batch: 5610 — **Prep Batch: 5412**

Analyte	Sample Result	Sample Qualifier	Spike Added	MSD Result	MSD Qualifier	Unit	D	%Rec	%Rec Limits	RPD	RPD Limit
Arsenic	0.16	F1	0.100	0.239		mg/L		83	75 - 125	14	20
Iron	40		1.00	40.7	4	mg/L		57	75 - 125	1	20

Lab Sample ID: MB 705-5495/1-A — **Client Sample ID: Method Blank**
Matrix: Water — **Prep Type: Dissolved**
Analysis Batch: 5745

Analyte	MB Result	MB Qualifier	RL	MDL	Unit	D	Prepared	Analyzed	Dil Fac
Arsenic, Dissolved	ND		0.0050	0.0013	mg/L			07/30/24 13:33	1
Iron, Dissolved	ND		0.040	0.018	mg/L			07/30/24 13:33	1

Lab Sample ID: LCS 705-5495/2-A — **Client Sample ID: Lab Control Sample**
Matrix: Water — **Prep Type: Dissolved**
Analysis Batch: 5745

Analyte	Spike Added	LCS Result	LCS Qualifier	Unit	D	%Rec	%Rec Limits
Arsenic, Dissolved	0.100	0.0988		mg/L		99	80 - 120
Iron, Dissolved	1.00	0.877		mg/L		88	80 - 120

Lab Sample ID: LCSD 705-5495/3-A — **Client Sample ID: Lab Control Sample Dup**
Matrix: Water — **Prep Type: Dissolved**
Analysis Batch: 5745

Analyte	Spike Added	LCSD Result	LCSD Qualifier	Unit	D	%Rec	%Rec Limits	RPD	RPD Limit
Arsenic, Dissolved	0.100	0.0984		mg/L		98	80 - 120	0	20
Iron, Dissolved	1.00	0.942		mg/L		94	80 - 120	7	20

Lab Chronicle

Client: Geosyntec Consultants Inc
r jo/ectSHite: r lant mad d onA

Job ID: 705-1392-P

Client Sample ID: HAM-PT-13-07-4F-5 8 x-AM — Lab Sample ID: 70W4d/ 3-1

Date Collectev: 0794F943 10:10 — **Matri2: R ater**

Date y eceiBev: 07947943 0/ :1W

Prep Tspe	uatch Tspe	uatch Methov	y Nn	DilNtion xactor	uatch 8 Nmber	Analszt	Lab	Preparev or AnalsUev
LotalS4 E	r je6	B0P0E			52PB	HE	TTL ELv	07S19S12 07:29
LotalS4 E	Enalysis	p0P0D		P	5521	DH	TTL ELv	07S19S12 PB:00
Lotal NecoRejable	r je6	B005E			52P1	HE	TTL ELv	07S19S12 07:1p
Lotal NecoRejable	Enalysis	p010F		P	5pP0	If	TTL ELv	07S19S12 P5:59

Client Sample ID: HAM-PT-13-07-4F-xIL-AM — Lab Sample ID: 70W4d/ 3-4

Date Collectev: 0794F943 10:10 — **Matri2: R ater**

Date y eceiBev: 07947943 0/ :1W

Prep Tspe	uatch Tspe	uatch Methov	y Nn	DilNtion xactor	uatch 8 Nmber	Analszt	Lab	Preparev or AnalsUev
DissolReA	Enalysis	p0P0D		P	5592	DH	TTL ELv	07S19S12 Pp:1p
DissolReA	Enalysis	p010F		P	5725	If	TTL ELv	07SB0S12 P2:B0

Client Sample ID: HAM-PT-13-07-4F-5 8 x-PM — Lab Sample ID: 70W4d/ 3-6

Date Collectev: 0794F943 40:00 — **Matri2: R ater**

Date y eceiBev: 07947943 0/ :1W

Prep Tspe	uatch Tspe	uatch Methov	y Nn	DilNtion xactor	uatch 8 Nmber	Analszt	Lab	Preparev or AnalsUev
LotalS4 E	r je6	B0P0E			52PB	HE	TTL ELv	07S19S12 07:29
LotalS4 E	Enalysis	p0P0D		P	5521	DH	TTL ELv	07S19S12 P1:B3
Lotal NecoRejable	r je6	B005E			52P1	HE	TTL ELv	07S19S12 07:1p
Lotal NecoRejable	Enalysis	p010F		P	5pP0	If	TTL ELv	07S19S12 Pp:P5

Client Sample ID: HAM-PT-13-07-4F-xIL-PM — Lab Sample ID: 70W4d/ 3-3

Date Collectev: 0794F943 40:00 — **Matri2: R ater**

Date y eceiBev: 07947943 0/ :1W

Prep Tspe	uatch Tspe	uatch Methov	y Nn	DilNtion xactor	uatch 8 Nmber	Analszt	Lab	Preparev or AnalsUev
DissolReA	Enalysis	p0P0D		P	5592	DH	TTL ELv	07S19S12 Pp:19
DissolReA	Enalysis	p010F		P	5725	If	TTL ELv	07SB0S12 P2:B2

Client Sample ID: HAM-PT-07-07-4F-5 8 x-PM — Lab Sample ID: 70W4d/ 3-W

Date Collectev: 0794F943 40:10 — **Matri2: R ater**

Date y eceiBev: 07947943 0/ :1W

Prep Tspe	uatch Tspe	uatch Methov	y Nn	DilNtion xactor	uatch 8 Nmber	Analszt	Lab	Preparev or AnalsUev
LotalS4 E	r je6	B0P0E			52PB	HE	TTL ELv	07S19S12 07:29
LotalS4 E	Enalysis	p0P0D		P	5521	DH	TTL ELv	07S19S12 PB:0B
Lotal NecoRejable	r je6	B005E			52P1	HE	TTL ELv	07S19S12 07:1p
Lotal NecoRejable	Enalysis	p010F		P0	577P	If	TTL ELv	07SB0S12 P5:P2

Lab Chronicle

Client: Geosyntec Consultants Inc
r jo/ectSHite: r lant mad d onA

Job ID: 705-1392-P

Client Sample ID: HAM-PT-07-07-4F-xIL-PM

Lab Sample ID: 70W4d/ 3-F

Date Collectev: 0794F943 40:10

Matri2: R ater

Date y eceiBev: 07947943 0/ :1W

Prep Tspe	uatch Tspe	uatch Methov	y Nn	DilNtion xactor	uatch 8 Nmber	Analszt	Lab	Preparev or AnalsUev
DissolReA	Enalysis	p0P0D		P	5592	DH	TTL ELv	07S19S12 Pp:B1
DissolReA	Enalysis	p010F		P	5725	If	TTL ELv	07S30S12 P2:B3
DissolReA	Enalysis	p010F		P0	5725	If	TTL ELv	07S30S12 P2:2p

Client Sample ID: HAM-PT-16-07-4F-5 8 x-PM

Lab Sample ID: 70W4d/ 3-7

Date Collectev: 0794F943 40:40

Matri2: R ater

Date y eceiBev: 07947943 0/ :1W

Prep Tspe	uatch Tspe	uatch Methov	y Nn	DilNtion xactor	uatch 8 Nmber	Analszt	Lab	Preparev or AnalsUev
LotalS4 E	r je6	B0P0E			52PB	HE	TTL ELv	07S19S12 07:29
LotalS4 E	Enalysis	p0P0D		P	5521	DH	TTL ELv	07S19S12 PB:0p
Lotal NecoRejable	r je6	B005E			52P1	HE	TTL ELv	07S19S12 07:1p
Lotal NecoRejable	Enalysis	p010F		P	5pP0	If	TTL ELv	07S19S12 Pp:13
Lotal NecoRejable	r je6	B005E			52P1	HE	TTL ELv	07S19S12 07:1p
Lotal NecoRejable	Enalysis	p010F		P	577P	If	TTL ELv	07S30S12 P5:P3

Client Sample ID: HAM-PT-16-07-4F-xIL-PM

Lab Sample ID: 70W4d/ 3-d

Date Collectev: 0794F943 40:40

Matri2: R ater

Date y eceiBev: 07947943 0/ :1W

Prep Tspe	uatch Tspe	uatch Methov	y Nn	DilNtion xactor	uatch 8 Nmber	Analszt	Lab	Preparev or AnalsUev
DissolReA	Enalysis	p0P0D		P	5592	DH	TTL ELv	07S19S12 Pp:2P
DissolReA	Enalysis	p010F		P	5725	If	TTL ELv	07S30S12 P2:50

Laborators y eferencez:

TTL ELv = Tujo8ns Etlanta, B030 r jesiAential Dj, Etlanta, GE B0B20, LTv (770)257-3P77

Accreditation/Certification Summary

Client: Geosyntec Consultants Inc
Project/Site: Plant Hammond

Job ID: 705-2894-1

Laboratory: Eurofins Atlanta

The accreditations/certifications listed below are applicable to this report.

Authority	Program	Identification Number	Expiration Date
Florida	NELAP	E87582	06-30-25

Method Summary

l ie nt Gs noyct Gu l ot yaiGPt Gy lt u
r jo/nuGHea: r iPt GmPd d ot W

Job ID: 705-1392-C

Method	Method Description	Protocol	Laboratory
40C0D	6 nGPiy M r (	H8 324	)) E TEA
4010L	6 nGPiy M r S H(	H8 324	)) E TEA
B005T	r jnpPjPGot , EoGPi Rnuovnj Pbin oj Deyyoivn W6 nGPiy	H8 324	)) E TEA
B0C0T	r jnpPjPGot , EoGPi 6 nGPiy	H8 324	)) E TEA

Protocol References:

H8 324 = "EnyG6 nGoWy Foj) vPiaPGg HoieW8 PyGa, r hcyeuPiS hnd euPi 6 nGoWy", EhejW) WGot , Novnd bnj C934 Tt WIGy UpWPGay.

Laboratory References:

)) E TEA =) ajofey TGPt GP, B030 r jnyeWt GPi Dj, TGPt GP, s T B0B20, E) AM770(257-3C77

Sample Summary

Client: Geosyntec Consultants Inc
/ Solectrolite: / lant AaMMonT

Job ID: 705-18Pr -j

Lab Sample ID	Client Sample ID	Matrix	Collected	Received
705-18Pr -j	A34 -/ F-j r -07-1L-W29-34	U ateS	07m1Lm1r j 0:j 0	07m17m1r 0P:j 5
705-18Pr -1	A34 -/ F-j r -07-1L-9IN-34	U ateS	07m1Lm1r j 0:j 0	07m17m1r 0P:j 5
705-18Pr -6	A34 -/ F-j r -07-1L-W29-/ 4	U ateS	07m1Lm1r 10:00	07m17m1r 0P:j 5
705-18Pr -r	A34 -/ F-j r -07-1L-9IN-/ 4	U ateS	07m1Lm1r 10:00	07m17m1r 0P:j 5
705-18Pr -5	A34 -/ F-07-07-1L-W29-/ 4	U ateS	07m1Lm1r 10:j 0	07m17m1r 0P:j 5
705-18Pr -L	A34 -/ F-07-07-1L-9IN-/ 4	U ateS	07m1Lm1r 10:j 0	07m17m1r 0P:j 5
705-18Pr -7	A34 -/ F-j 6-07-1L-W29-/ 4	U ateS	07m1Lm1r 10:10	07m17m1r 0P:j 5
705-18Pr -8	A34 -/ F-j 6-07-1L-9IN-/ 4	U ateS	07m1Lm1r 10:10	07m17m1r 0P:j 5

Login Sample Receipt Checklist

Client: Geosyntec Consultants Inc

Job Number: 705-2894-1

Login Number: 2894

List Source: Eurofins Atlanta

List Number: 1

Creator: Bellinger, Arabia

Question	Answer	Comment
Radioactivity wasn't checked or is </= background as measured by a survey meter.	N/A	
The cooler's custody seal, if present, is intact.	N/A	
Sample custody seals, if present, are intact.	N/A	
The cooler or samples do not appear to have been compromised or tampered with.	True	
Samples were received on ice.	True	
Cooler Temperature is acceptable.	True	
Cooler Temperature is recorded.	True	
COC is present.	True	
COC is filled out in ink and legible.	True	
COC is filled out with all pertinent information.	True	
Is the Field Sampler's name present on COC?	True	
There are no discrepancies between the containers received and the COC.	True	
Samples are received within Holding Time (excluding tests with immediate HTs)	True	
Sample containers have legible labels.	True	
Containers are not broken or leaking.	True	
Sample collection date/times are provided.	True	
Appropriate sample containers are used.	True	
Sample bottles are completely filled.	True	
Sample Preservation Verified.	True	
There is sufficient vol. for all requested analyses, incl. any requested MS/MSDs	True	
Containers requiring zero headspace have no headspace or bubble is <6mm (1/4").	N/A	
Multiphasic samples are not present.	True	
Samples do not require splitting or compositing.	True	
Residual Chlorine Checked.	N/A	

END OF REPORT

eurofins | Environment Testing

ANALYTICAL REPORT

PREPARED FOR

Attn: Kip Gray
Geosyntec Consultants Inc
1255 Roberts Blvd. NW
Suite 200
Kennesaw, Georgia 30144

Generated 7/31/2024 8:19:08 PM

JOB DESCRIPTION

Plant Hammond

JOB NUMBER

705-2915-1

Eurofins Atlanta
3080 Presidential Dr
Atlanta GA 30340

See page two for job notes and contact information.

my EOL

Eurofins Atlanta

Job Notes

The test results in this report relate only to the samples as received by the laboratory and will meet all requirements of the methodology, with any exceptions noted. This report shall not be reproduced except in full, without the express written approval of the laboratory. All questions should be directed to the Eurofins Environment Testing Southeast, LLC Project Manager.

Authorization

Generated
7/31/2024 8:19:08 PM

Authorized for release by
David Fuller, Project Manager
David.Fuller@et.eurofinsus.com
(770)344-8986

Table of Contents

Definitions/Glossary

Client: Geosyntec Consultants Inc
Project/Site: Plant Hammond

Job ID: 705-2915-1

Qualifiers

Metals

Qualifier	Qualifier Description
4	MS, MSD: The analyte present in the original sample is greater than 4 times the matrix spike concentration; therefore, control limits are not applicable.

Glossary

Abbreviation	These commonly used abbreviations may or may not be present in this report.
¤	Listed under the "D" column to designate that the result is reported on a dry weight basis
%R	Percent Recovery
CFL	Contains Free Liquid
CFU	Colony Forming Unit
CNF	Contains No Free Liquid
DER	Duplicate Error Ratio (normalized absolute difference)
Dil Fac	Dilution Factor
DL	Detection Limit (DoD/DOE)
DL, RA, RE, IN	Indicates a Dilution, Re-analysis, Re-extraction, or additional Initial metals/anion analysis of the sample
DLC	Decision Level Concentration (Radiochemistry)
EDL	Estimated Detection Limit (Dioxin)
LOD	Limit of Detection (DoD/DOE)
LOQ	Limit of Quantitation (DoD/DOE)
MCL	EPA recommended "Maximum Contaminant Level"
MDA	Minimum Detectable Activity (Radiochemistry)
MDC	Minimum Detectable Concentration (Radiochemistry)
MDL	Method Detection Limit
ML	Minimum Level (Dioxin)
MPN	Most Probable Number
MQL	Method Quantitation Limit
NC	Not Calculated
ND	Not Detected at the reporting limit (or MDL or EDL if shown)
NEG	Negative / Absent
POS	Positive / Present
PQL	Practical Quantitation Limit
PRES	Presumptive
QC	Quality Control
RER	Relative Error Ratio (Radiochemistry)
RL	Reporting Limit or Requested Limit (Radiochemistry)
RPD	Relative Percent Difference, a measure of the relative difference between two points
TEF	Toxicity Equivalent Factor (Dioxin)
TEQ	Toxicity Equivalent Quotient (Dioxin)
TNTC	Too Numerous To Count

Eurofins Atlanta
3080 Presidential Dr
Atlanta, GA 30340
Phone 770-457-8177 Fax 770-457-8188

Chain of Custody Record

eurofins | Environment Testing

Client Information	Sampler: Zein-W	Lab PM: Fuller, David	Carrier Tracking No(s)	COC No: 705-2300-756 1
Client Contact: Kip Gray	Phone:	E-Mail: David Fuller@et.eurofinsus.com	State of Origin:	Page: Page 1 of 3
Company: Geosyntec Consultants Inc	PWSID			Job #:
Address: 1255 Roberts Blvd NW Suite 200	Due Date Requested			
City: Kennesaw	TAT Requested (days): Same Day			
State, Zip: GA, 30144	Compliance Project: Δ Yes Δ No			
Phone	PO #: 100061163			
Email: Kip Gray@Geosyntec com	WO #: Project# GW6581G			
Project Name: Plant Hammond	Project #: 70500911			
Site	SSOW#:			

Analysis Requested

Preservation Codes: D - HNO3; N - None

Other:

Sample Identification	Sample Date	Sample Time	Sample Type (C=comp, G=grab)	Matrix (W=water, S=solid, O=waste/oil, BT=Tissue, A=Air)	Field Filtered Sample (Yes or No)	5020B - Total Arsenic & Iron	6020B - Dissolved Arsenic & Iron	Total Boron	Dissolved Boron	Total Number of containers	Special Instructions/Note:
			Preservation Code:		X	X	D	N		X	
HAM-PT-14-7-27-UNF	7/27/24	1700	C	W		–	X		X		
HAM-PT-14-7-27-FIL	7/27/24	1700	C	W	X	–		X	X		
HAM-PT-07-7-27-UNF	7/27/24	1700	C	W		–	X		X		
HAM-PT-07-7-27-FIL	7/27/24	1700	C	W	X	–		X	X		
HAM-PT-13-7-27-UNF	7/27/24	1700	C	W		–	X		X		
HAM-PT-13-7-27-FIL	7/27/24	1700	C	W	X	–		X	X		

705 2915 COC

Possible Hazard Identification
☐ Non-Hazard ☐ Flammable ☐ Skin Irritant ☐ Poison B ☐ Unknown ☐ Radiological

Sample Disposal (A fee may be assessed if samples are retained longer than 1 month)
☐ Return To Client ☐ Disposal By Lab ☐ Archive For _____ Months

Deliverable Requested I, II, III, IV, Other (specify)

Special Instructions/QC Requirements

Empty Kit Relinquished by	Date	Time	Method of Shipment:

	Date/Time	Company		Date/Time	Company
Relinquished by:	7/28/24 650		Received by:	7-28-24 650	
Relinquished by:	7-28-24 8:36		Received by:	07.29.24 07:30	Eurofins
Relinquished by:	Date/Time:	Company	Received by: 07.29.24	Date/Time: 24	Company

Custody Seals Intact: Δ Yes Δ No	Custody Seal No	Cooler Temperature(s) °C and Other Remarks: # 1.9°C

Job Narrative
705-2915-1

Analytical test results meet all requirements of the associated regulatory program listed on the Accreditation/Certification Summary Page unless otherwise noted under the individual analysis. Data qualifiers and/or narrative comments are included to explain any exceptions, if applicable.

- Matrix QC may not be reported if insufficient sample is provided or site-specific QC samples were not submitted. In these situations, to demonstrate precision and accuracy at a batch level, a LCS/LCSD may be performed, unless otherwise specified in the method.
- Surrogate and/or isotope dilution analyte recoveries (if applicable) which are outside of the QC window are confirmed unless attributed to a dilution or otherwise noted in the narrative.

Receipt
The samples were received on 7/28/2024 8: AM. Unless otherwise noted below, the samples arrived in good condition, and, where required, properly preserved and on ice. The temperature of the cooler at receipt time was 1.9°C.

Metals
No additional analytical or quality issues were noted, other than those described above or in the Definitions/ Glossary page.

Client Sample Results

2 Ct en t i oGseni y 2 oeGc0uenGley
aPori yrj/ Ini : a0enSuHHoem

Job ID: 705-1395-9

Client Sample ID: AMP -T3-H4-7-17-Fr x

Lab Sample ID: 705-18H5-H

Date Cdlle/ te2: 07vl7vl4 H7:00

P atWo: c ateW

Date Re/ ei9e2: 07vlhvl4 0h:6(

P et) d2: Sc h4((0H0D - P etals .ICTy

MnalUte	Result	f ualiBeW	RL	P DL	Fnit	D	TWpaW2	MnalUQe2	Dil xa/
, dWln	0z(7		0d0. 0	0d014	H6jg		07j13j1. 99:. 3	07jL0j1. 9. :01	9

P et) d2: Sc h4((010, - P etals .ICTvP Sy- 3dtal Re/ d9eWble

MnalUte	Result	f ualiBeW	RL	P DL	Fnit	D	TWpaW2	MnalUQe2	Dil xa/
MWeni/	0z1(		0d0050	0d009L	H6jg		07j13j1. 91:. 0	07jL0j1. 97:L3	9
IWln	(1		0d 0	0d98	H6jg		07j13j1. 91:. 0	07jL9j1. 97:L8	90

EcPofleGAn0enu

Client Sample Results

2 Ct en t i oGseni y 2 oeGcQuenGley
aPori yrj/ Ini : aQenSuHHoem

Job ID: 705-1395-9

Client Sample ID: AMP -T3-H4-7-17-xIL

Lab Sample ID: 705-18H5-1

Date CdIle/ te2: 07vl7vl4 H7:00

P atWo: c ateW

Date Re/ ei9e2: 07vlhvl4 0h:6(

P et) d2: Sc h4((0H0D - P etals .ICTy- Dissdl9e2

MnalUte	Result	f ualiBeW	RL	P DL	Fnit	D	TWpaW2	MnalUQe2	Dil xa/
, dWlnNDissdl9e2	0z57		0d050	0d014	H6jg			07j13j1. 95:58	9

P et) d2: Sc h4((010, - P etals .ICTvP Sy- Dissdl9e2

MnalUte	Result	f ualiBeW	RL	P DL	Fnit	D	TWpaW2	MnalUQe2	Dil xa/
MWeni/ NDissdl9e2	0z0H8		0d0050	0d009L	H6jg			07jL0j1. 9L:. 5	9
lWlnNDissdl9e2	1z6		0d0. 0	0d098	H6jg			07jL0j1. 9L:. 5	9

EcPofleGAnQenu

Client Sample Results

2 Ct en t i oGseni y 2 oeGc0uenGley
aPori yrj/ Ini : a0enSuHHoem

Job ID: 705-1395-9

Client Sample ID: AMP -T3-07-7-17-Fr x

Lab Sample ID: 705-18H5-6

Date CdIle/ te2: 07vl7vl4 H7:00

P atWo: c ateW

Date Re/ ei9e2: 07vlhvl4 0h:6(

P et) d2: Sc h4((0H0D - P etals .ICTy

MnalUte	Result	f ualiBeW	RL	P DL	Fnit	D	TWpaW2	MnalUQe2	Dil xa/
, dWIn	0z7H		0d0. 0	0d014	H6jg		07j13j1. 99:. 3	07jL0j1. 9. :05	9

P et) d2: Sc h4((010, - P etals .ICTvP Sy- 3dtal Re/ d9eWble

MnalUte	Result	f ualiBeW	RL	P DL	Fnit	D	TWpaW2	MnalUQe2	Dil xa/
MWeni/	0z18		0d0050	0d009L	H6jg		07j13j1. 91:. 0	07jL0j1. 97:. L	9
IWIn	H80		0d 0	0d98	H6jg		07j13j1. 91:. 0	07jL9j1. 94:14	90

EcPofleGAn0enu

Client Sample Results

2 Ct en t i oGseni y 2 oeGcQuenGley
aPori yrj/ Ini : aQenSuHHoem

Job ID: 705-1395-9

Client Sample ID: AMP -T3-07-7-17-xIL

Lab Sample ID: 705-18H5-4

Date CdIle/ te2: 07vI7vI4 H7:00

P atWo: c ateW

Date Re/ ei9e2: 07vIhvI4 0h:6(

P et) d2: Sc h4((0HDD - P etals .ICTy- Dissdl9e2

MnalUte	Result	f ualiBeW	RL	P DL	Fnit	D	TWpaW2	MnalUQe2	Dil xa/
, dWinNDissdl9e2	0z5(		0d050	0d014	H6jg			07j13j1. 94:09	9

P et) d2: Sc h4((010, - P etals .ICTvP Sy- Dissdl9e2

MnalUte	Result	f ualiBeW	RL	P DL	Fnit	D	TWpaW2	MnalUQe2	Dil xa/
MWeni/ NDissdl9e2	0z015		0d0050	0d009L	H6jg			07jL0j1. 9L:. 3	9
IWinNDissdl9e2	0z(0		0d0. 0	0d098	H6jg			07jL0j1. 9L:. 3	9

EcPofleGAnQenu

Client Sample Results

2 Ct en t i oGseni y 2 oeGcQuenGley
aPori yrj/ Ini : aQenSuHHoem

Job ID: 705-1395-9

Client Sample ID: AMP -T3-H6-7-17-Fr x

Lab Sample ID: 705-18H5-5

Date CdIle/ te2: 07vl7vl4 H7:00

P atWo: c ateW

Date Re/ ei9e2: 07vlhvl4 0h:6(

P et) d2: Sc h4((0HDD - P etals .ICTy

MnalUte	Result	f ualiBeW	RL	P DL	Fnit	D	TWpaW2	MnalUQe2	Dil xa/
, dWIn	0z(0		0d0. 0	0d014	H6jg		07j13j1. 99:. 3	07jL0j1. 9. :08	9

P et) d2: Sc h4((010, - P etals .ICTvP Sy- 3dtal Re/ d9eWble

MnalUte	Result	f ualiBeW	RL	P DL	Fnit	D	TWpaW2	MnalUQe2	Dil xa/
MWeni/	0z1(		0d0050	0d009L	H6jg		07j13j1. 91:. 0	07jL0j1. 97:59	9
IWIn	60		0d0. 0	0d098	H6jg		07j13j1. 91:. 0	07jL9j1. 94:L0	9

EcPofleGAnQenu

Client Sample Results

2 Ct en t i oGseni y 2 oeGcQuenGley
aPori yrj/ Ini : aQenSuHHoem

Job ID: 705-1395-9

Client Sample ID: AMP -T3-H6-7-17-xIL

Lab Sample ID: 705-18H5-(

Date CdIle/ te2: 07vl7vl4 H7:00

P atWo: c ateW

Date Re/ ei9e2: 07vlhvl4 0h:6(

P et) d2: Sc h4((0HDD - P etals .ICTy- Dissdl9e2

MnalUte	Result	f ualiBeW	RL	P DL	Fnit	D	TWpaW2	MnalUQe2	Dil xa/
, dWinNDissdl9e2	0z50		0d050	0d014	H6jg			07j13j1. 94:0.	9

P et) d2: Sc h4((010, - P etals .ICTvP Sy- Dissdl9e2

MnalUte	Result	f ualiBeW	RL	P DL	Fnit	D	TWpaW2	MnalUQe2	Dil xa/
MWeni/ NDissdl9e2	0z0h6		0d0050	0d009L	H6jg			07jL0j1. 9L:5L	9
IWinNDissdl9e2	H1		0d0. 0	0d098	H6jg			07jL0j1. 9L:5L	9

EcPofleGAnQenu

Method: 6010D - Metals (ICP)

Lab Sample ID: MB 705-5490/1-A — **Client Sample ID: Method Blank**
Matrix: Water — **Prep Type: Total/NA**
Analysis Batch: 5742 — **Prep Batch: 5490**

Analyte	MB Result	MB Qualifier	RL	MDL	Unit	D	Prepared	Analyzed	Dil Fac
Nojot	. D		0020	0016	d gS1		07S18S12 CC:28	07S 0S12 C, :, 2	C

Lab Sample ID: LCS 705-5490/2-A — **Client Sample ID: Lab Control Sample**
Matrix: Water — **Prep Type: Total/NA**
Analysis Batch: 5742 — **Prep Batch: 5490**

Analyte	Spike Added	LCS Result	LCS Qualifier	Unit	D	%Rec	%Rec Limits
Nojot	C00	C02		d gS1		C02	v0 - C10

Lab Sample ID: 705-2922-A-5-B MS — **Client Sample ID: Matrix Spike**
Matrix: Water — **Prep Type: Total/NA**
Analysis Batch: 5742 — **Prep Batch: 5490**

Analyte	Sample Result	Sample Qualifier	Spike Added	MS Result	MS Qualifier	Unit	D	%Rec	%Rec Limits
Nojot	0458		C00	C46C		d gS1		C0C	75 - C15

Lab Sample ID: 705-2922-A-5-C MSD — **Client Sample ID: Matrix Spike Duplicate**
Matrix: Water — **Prep Type: Total/NA**
Analysis Batch: 5742 — **Prep Batch: 5490**

Analyte	Sample Result	Sample Qualifier	Spike Added	MSD Result	MSD Qualifier	Unit	D	%Rec	%Rec Limits	RPD	RPD Limit
Nojot	0458		C00	C46,		d gS1		C0,	75 - C15	C	10

Lab Sample ID: MB 705-5500/1-A — **Client Sample ID: Method Blank**
Matrix: Water — **Prep Type: Dissolved**
Analysis Batch: 5594

Analyte	MB Result	MB Qualifier	RL	MDL	Unit	D	Prepared	Analyzed	Dil Fac
Nojot 3Deyyoi9nB	. D		0050	0016	d gS1			07S18S12 C5:28	C

Lab Sample ID: LCS 705-5500/2-A — **Client Sample ID: Lab Control Sample**
Matrix: Water — **Prep Type: Dissolved**
Analysis Batch: 5594

Analyte	Spike Added	LCS Result	LCS Qualifier	Unit	D	%Rec	%Rec Limits
Nojot 3Deyyoi9nB	C00	0486C		d gS1		86	v0 - C10

Lab Sample ID: LCSD 705-5500/3-A — **Client Sample ID: Lab Control Sample Dup**
Matrix: Water — **Prep Type: Dissolved**
Analysis Batch: 5594

Analyte	Spike Added	LCSD Result	LCSD Qualifier	Unit	D	%Rec	%Rec Limits	RPD	RPD Limit
Nojot 3Deyyoi9nB	C00	0485v		d gS1		86	v0 - C10	0	10

QC Sample Results

I ient Gs noyct Gu I ot yaiGPt Gy It u
r jo/nuGHeGa: r iPt GmPd d ot B

Job ID: 705-18C5-C

Method: 6020B - Metals (ICP/MS)

Lab Sample ID: MB 705-5484/1-A — **Client Sample ID: Method Blank**
Matrix: Water — **Prep Type: Total Recoverable**
Analysis Batch: 5872 — **Prep Batch: 5484**

Analyte	MB Result	MB Qualifier	RL	MDL	Unit	D	Prepared	Analyzed	Dil Fac
Ajynt eu	. D		040050	0400C,	d gS1		07S18S12 C1:20	07S,0S12 C7:C5	C
Ijot	. D		04020	040Cv	d gS1		07S18S12 C1:20	07S,0S12 C7:C5	C

Lab Sample ID: LCS 705-5484/2-A — **Client Sample ID: Lab Control Sample**
Matrix: Water — **Prep Type: Total Recoverable**
Analysis Batch: 5872 — **Prep Batch: 5484**

Analyte	Spike Added	LCS Result	LCS Qualifier	Unit	D	%Rec	%Rec Limits
Ajynt eu	04C00	0408v,		d gS1		8v	v0 - C10
Ijot	C400	048, 5		d gS1		82	v0 - C10

Lab Sample ID: 705-2922-A-1-B MS — **Client Sample ID: Matrix Spike**
Matrix: Water — **Prep Type: Total Recoverable**
Analysis Batch: 5872 — **Prep Batch: 5484**

Analyte	Sample Result	Sample Qualifier	Spike Added	MS Result	MS Qualifier	Unit	D	%Rec	%Rec Limits
Ajynt eu	04C,		04C00	04116		d gS1		87	75 - C15

Lab Sample ID: 705-2922-A-1-B MS — **Client Sample ID: Matrix Spike**
Matrix: Water — **Prep Type: Total Recoverable**
Analysis Batch: 5997 — **Prep Batch: 5484**

Analyte	Sample Result	Sample Qualifier	Spike Added	MS Result	MS Qualifier	Unit	D	%Rec	%Rec Limits
Ijot	11		C400	1C42	2	d gS1		-61	75 - C15

Lab Sample ID: 705-2922-A-1-C MSD — **Client Sample ID: Matrix Spike Duplicate**
Matrix: Water — **Prep Type: Total Recoverable**
Analysis Batch: 5872 — **Prep Batch: 5484**

Analyte	Sample Result	Sample Qualifier	Spike Added	MSD Result	MSD Qualifier	Unit	D	%Rec	%Rec Limits	RPD	RPD Limit
Ajynt eu	04C,		04C00	04117		d gS1		88	75 - C15	C	10

Lab Sample ID: 705-2922-A-1-C MSD — **Client Sample ID: Matrix Spike Duplicate**
Matrix: Water — **Prep Type: Total Recoverable**
Analysis Batch: 5997 — **Prep Batch: 5484**

Analyte	Sample Result	Sample Qualifier	Spike Added	MSD Result	MSD Qualifier	Unit	D	%Rec	%Rec Limits	RPD	RPD Limit
Ijot	11		C400	1C4v	2	d gS1		-11	75 - C15	1	10

Lab Sample ID: MB 705-5495/1-A — **Client Sample ID: Method Blank**
Matrix: Water — **Prep Type: Dissolved**
Analysis Batch: 5745

Analyte	MB Result	MB Qualifier	RL	MDL	Unit	D	Prepared	Analyzed	Dil Fac
Ajynt eu 3Deyyoi9nB	. D		040050	0400C,	d gS1			07S,0S12 C, :, ,	C
Ijot 3Deyyoi9nB	. D		04020	040Cv	d gS1			07S,0S12 C, :, ,	C

Method: 6020B - Metals (ICP/MS) (Continued)

Lab Sample ID: LCS 705-5495/2-A
Matrix: Water
Analysis Batch: 5745

Client Sample ID: Lab Control Sample
Prep Type: Dissolved

Analyte			Spike Added	LCS Result	LCS Qualifier	Unit	D	%Rec	%Rec Limits		
Ajynt eu3Deyyoi9nB			04C00	0408vv		d gS1		88	v0 - C10		
Ijot 3Deyyoi9nB			C400	04v77		d gS1		vv	v0 - C10		

Lab Sample ID: LCSD 705-5495/3-A
Matrix: Water
Analysis Batch: 5745

Client Sample ID: Lab Control Sample Dup
Prep Type: Dissolved

Analyte			Spike Added	LCSD Result	LCSD Qualifier	Unit	D	%Rec	%Rec Limits	RPD	RPD Limit
Ajynt eu3Deyyoi9nB			04C00	0408v2		d gS1		8v	v0 - C10	0	10
Ijot 3Deyyoi9nB			C400	04821		d gS1		82	v0 - C10	7	10

Lab Chronicle

Client: Geosyntec Consultants Inc
2Rorectj/ ite: 2lant SaH Honm

Job ID: 705-1395-9

Client Sample ID: HAM-PT-13-0-70-4 F 5

Lab Sample ID: 08x-7W1x-1

Date Collecte2: 80R70R73 10:88

Matrid: / ater

Date v ecei9e2: 80R7yR73 8y:Bs

Prep Tupe	z atch Tupe	z atch Metho2	v Un	DilUtion 5actor	z atch F Umber	AnaluNt	Lab	Prepare2 or Analu6e2
votaljp 6	2Red	A0906			5T30	BE	LLv 6v4	07j13j1T 99:T3
votaljp 6	6nalysis	N090D		9	57T1	D/	LLv 6v4	07jA0j1T 9T:01
votal EecoFeRable	2Red	A0056			5TRT	BE	LLv 6v4	07j13j1T 91:T0
votal EecoFeRable	6nalysis	N010B		9	5R71	If	LLv 6v4	07jA0j1T 97:A3
votal EecoFeRable	2Red	A0056			5TRT	BE	LLv 6v4	07j13j1T 91:T0
votal EecoFeRable	6nalysis	N010B		90	5337	If	LLv 6v4	07jA9j1T 97:AR

Client Sample ID: HAM-PT-13-0-70-5IL

Lab Sample ID: 08x-7W1x-7

Date Collecte2: 80R70R73 10:88

Matrid: / ater

Date v ecei9e2: 80R7yR73 8y:Bs

Prep Tupe	z atch Tupe	z atch Metho2	v Un	DilUtion 5actor	z atch F Umber	AnaluNt	Lab	Prepare2 or Analu6e2
DissolFem	6nalysis	N090D		9	553T	D/	LLv 6v4	07j13j1T 95:5R
DissolFem	6nalysis	N010B		9	57T5	If	LLv 6v4	07jA0j1T 9A:T5

Client Sample ID: HAM-PT-80-0-70-4 F 5

Lab Sample ID: 08x-7W1x-B

Date Collecte2: 80R70R73 10:88

Matrid: / ater

Date v ecei9e2: 80R7yR73 8y:Bs

Prep Tupe	z atch Tupe	z atch Metho2	v Un	DilUtion 5actor	z atch F Umber	AnaluNt	Lab	Prepare2 or Analu6e2
votaljp 6	2Red	A0906			5T30	BE	LLv 6v4	07j13j1T 99:T3
votaljp 6	6nalysis	N090D		9	57T1	D/	LLv 6v4	07jA0j1T 9T:05
votal EecoFeRable	2Red	A0056			5TRT	BE	LLv 6v4	07j13j1T 91:T0
votal EecoFeRable	6nalysis	N010B		9	5R71	If	LLv 6v4	07jA0j1T 97:TA
votal EecoFeRable	2Red	A0056			5TRT	BE	LLv 6v4	07j13j1T 91:T0
votal EecoFeRable	6nalysis	N010B		90	5337	If	LLv 6v4	07jA9j1T 9N:1N

Client Sample ID: HAM-PT-80-0-70-5IL

Lab Sample ID: 08x-7W1x-3

Date Collecte2: 80R70R73 10:88

Matrid: / ater

Date v ecei9e2: 80R7yR73 8y:Bs

Prep Tupe	z atch Tupe	z atch Metho2	v Un	DilUtion 5actor	z atch F Umber	AnaluNt	Lab	Prepare2 or Analu6e2
DissolFem	6nalysis	N090D		9	553T	D/	LLv 6v4	07j13j1T 9N:09
DissolFem	6nalysis	N010B		9	57T5	If	LLv 6v4	07jA0j1T 9A:T3

Client Sample ID: HAM-PT-1B-0-70-4 F 5

Lab Sample ID: 08x-7W1x-x

Date Collecte2: 80R70R73 10:88

Matrid: / ater

Date v ecei9e2: 80R7yR73 8y:Bs

Prep Tupe	z atch Tupe	z atch Metho2	v Un	DilUtion 5actor	z atch F Umber	AnaluNt	Lab	Prepare2 or Analu6e2
votaljp 6	2Red	A0906			5T30	BE	LLv 6v4	07j13j1T 99:T3
votaljp 6	6nalysis	N090D		9	57T1	D/	LLv 6v4	07jA0j1T 9T:0R
votal EecoFeRable	2Red	A0056			5TRT	BE	LLv 6v4	07j13j1T 91:T0
votal EecoFeRable	6nalysis	N010B		9	5R71	If	LLv 6v4	07jA0j1T 97:59

Lab Chronicle

Client: Geosyntec Consultants Inc
2Rorectj/ ite: 2lant SaH Honm

Job ID: 705-1395-9

Client Sample ID: HAM-PT-1B-0-70-4 F 5

Lab Sample ID: 08x-7W1x-x

Date Collecte2: 80R70R73 10:88

Matrid: / ater

Date v ecei9e2: 80R7yR73 8y:Bs

Prep Tupe	z atch Tupe	z atch Metho2	v Un	DilUtion 5actor	z atch F Umber	AnaluNt	Lab	Prepare2 or Analu6e2
votal EecoFeRable	2Red	A0056			5TRT	BE	LLv 6v4	07j13j1T 91:T0
votal EecoFeRable	6nalysis	N010B		9	5337	If	LLv 6v4	07jA9j1T 9N:A0

Client Sample ID: HAM-PT-1B-0-70-5IL

Lab Sample ID: 08x-7W1x-s

Date Collecte2: 80R70R73 10:88

Matrid: / ater

Date v ecei9e2: 80R7yR73 8y:Bs

Prep Tupe	z atch Tupe	z atch Metho2	v Un	DilUtion 5actor	z atch F Umber	AnaluNt	Lab	Prepare2 or Analu6e2
DissolFem	6nalysis	N090D		9	553T	D/	LLv 6v4	07j13j1T 9N:0T
DissolFem	6nalysis	N010B		9	57T5	If	LLv 6v4	07jA0j1T 9A:5A

Laboratoru v eferenceN:

LLv 6v4 = LuRo8ns 6tlanta, A0R0 2Resimential DP, 6tlanta, G6 A0AT0, vL4 (770)T57-R977

Accreditation/Certification Summary

Client: Geosyntec Consultants Inc
Project/Site: Plant Hammond

Job ID: 705-2915-1

Laboratory: Eurofins Atlanta

The accreditations/certifications listed below are applicable to this report.

Authority	Program	Identification Number	Expiration Date
Florida	NELAP	E87582	06-30-25

Method Summary

2 Ct en t i oGseni y 2 oeGcCuenGley
aPori yrj/ Ini : a CenSuH H oem

Job ID: 705-1395-9

Method	Method Description	Protocol	Laboratory
4090D	6 i nuCGN2 a (	/ d W84	)) E TEA
4010L	6 i nuCGN2 aj6 / (	/ d W84	)) E TEA
B005T	aP puPurloe, EonuCRi yovi RubC oPDlGGbCi m6 i nuCG	/ d W84	)) E TEA
B090T	aP puPurloe, EonuC6 i nuCG	/ d W84	)) E TEA

Protocol References:

/ d W84 = "Ei Gn6 i rhomGFoP) vuCurleg / oCmd uGi , ahsGyuC2 hi HlyuC6 i rhomG", EhlPm) mrloe, Novi Hbi P93W4 TemlrGUpmuri G

Laboratory References:

)) E TEA =) cPofleGTrnCeru, B0W0 aP Gmi erluCDP, TrnCeru, t T B0B80, E) AN770(857-W077

Sample Summary

Client: Geosyntec Consultants Inc
r jo/ectSHite: r lant mad d onA

Job ID: 705-18P5-P

Lab Sample ID	Client Sample ID	Matrix	Collected	Received
705-18P5-P	mMT -r 3-P4-7-17-F L W	2 atej	07S17S14 P7:00	07S19S14 09:UN
705-18P5-1	mMT -r 3-P4-7-17-W6	2 atej	07S17S14 P7:00	07S19S14 09:UN
705-18P5-U	mMT -r 3-07-7-17-F L W	2 atej	07S17S14 P7:00	07S19S14 09:UN
705-18P5-4	mMT -r 3-07-7-17-W6	2 atej	07S17S14 P7:00	07S19S14 09:UN
705-18P5-5	mMT -r 3-PU-7-17-F L W	2 atej	07S17S14 P7:00	07S19S14 09:UN
705-18P5-N	mMT -r 3-PU-7-17-W6	2 atej	07S17S14 P7:00	07S19S14 09:UN

Login Sample Receipt Checklist

Client: Geosyntec Consultants Inc

Job Number: 705-2915-1

Login Number: 2915

List Source: Eurofins Atlanta

List Number: 1

Creator: Pomuti, Carmen

Question	Answer	Comment
Radioactivity wasn't checked or is </= background as measured by a survey meter.	True	
The cooler's custody seal, if present, is intact.	N/A	Not present
Sample custody seals, if present, are intact.	True	
The cooler or samples do not appear to have been compromised or tampered with.	True	
Samples were received on ice.	True	
Cooler Temperature is acceptable.	True	
Cooler Temperature is recorded.	True	
COC is present.	True	
COC is filled out in ink and legible.	True	
COC is filled out with all pertinent information.	True	
Is the Field Sampler's name present on COC?	True	
There are no discrepancies between the containers received and the COC.	True	
Samples are received within Holding Time (excluding tests with immediate HTs)	True	
Sample containers have legible labels.	True	
Containers are not broken or leaking.	True	
Sample collection date/times are provided.	True	
Appropriate sample containers are used.	True	
Sample bottles are completely filled.	False	Limited volume received.
Sample Preservation Verified.	True	
There is sufficient vol. for all requested analyses, incl. any requested MS/MSDs	False	Insufficient volume received for requested analysis.
Containers requiring zero headspace have no headspace or bubble is <6mm (1/4").	True	
Multiphasic samples are not present.	True	
Samples do not require splitting or compositing.	True	
Residual Chlorine Checked.	True	

END OF REPORT

eurofins | Environment Testing

ANALYTICAL REPORT

PREPARED FOR

Attn: Kip Gray
Geosyntec Consultants Inc
1255 Roberts Blvd. NW
Suite 200
Kennesaw, Georgia 30144

Generated 7/31/2024 8:33:54 PM

JOB DESCRIPTION

Plant Hammond

JOB NUMBER

705-2922-1

Eurofins Atlanta
3080 Presidential Dr
Atlanta GA 30340

See page two for job notes and contact information.

my EOL

Eurofins Atlanta

Job Notes

The test results in this report relate only to the samples as received by the laboratory and will meet all requirements of the methodology, with any exceptions noted. This report shall not be reproduced except in full, without the express written approval of the laboratory. All questions should be directed to the Eurofins Environment Testing Southeast, LLC Project Manager.

Authorization

Generated
7/31/2024 8:33:54 PM

Authorized for release by
David Fuller, Project Manager
David.Fuller@et.eurofinsus.com
(770)344-8986

Table of Contents

Definitions/Glossary

Client: Geosyntec Consultants Inc
Project/Site: Plant Hammond

Job ID: 705-2922-1

Qualifiers

Metals

Qualifier	Qualifier Description
^-	Continuing Calibration Verification (CCV) is outside acceptance limits, low biased.
4	MS, MSD: The analyte present in the original sample is greater than 4 times the matrix spike concentration; therefore, control limits are not applicable.

Glossary

Abbreviation	These commonly used abbreviations may or may not be present in this report.
¤	Listed under the "D" column to designate that the result is reported on a dry weight basis
%R	Percent Recovery
CFL	Contains Free Liquid
CFU	Colony Forming Unit
CNF	Contains No Free Liquid
DER	Duplicate Error Ratio (normalized absolute difference)
Dil Fac	Dilution Factor
DL	Detection Limit (DoD/DOE)
DL, RA, RE, IN	Indicates a Dilution, Re-analysis, Re-extraction, or additional Initial metals/anion analysis of the sample
DLC	Decision Level Concentration (Radiochemistry)
EDL	Estimated Detection Limit (Dioxin)
LOD	Limit of Detection (DoD/DOE)
LOQ	Limit of Quantitation (DoD/DOE)
MCL	EPA recommended "Maximum Contaminant Level"
MDA	Minimum Detectable Activity (Radiochemistry)
MDC	Minimum Detectable Concentration (Radiochemistry)
MDL	Method Detection Limit
ML	Minimum Level (Dioxin)
MPN	Most Probable Number
MQL	Method Quantitation Limit
NC	Not Calculated
ND	Not Detected at the reporting limit (or MDL or EDL if shown)
NEG	Negative / Absent
POS	Positive / Present
PQL	Practical Quantitation Limit
PRES	Presumptive
QC	Quality Control
RER	Relative Error Ratio (Radiochemistry)
RL	Reporting Limit or Requested Limit (Radiochemistry)
RPD	Relative Percent Difference, a measure of the relative difference between two points
TEF	Toxicity Equivalent Factor (Dioxin)
TEQ	Toxicity Equivalent Quotient (Dioxin)
TNTC	Too Numerous To Count

Eurofins Atlanta
3080 Presidential Dr
Atlanta, GA 30340
Phone 770-457-8177 Fax 770-457-8188

Chain of Custody Record

eurofins | Environment Testing

Client Information	Sampler: Zan W.	Lab PM: Fuller, David	Carrier Tracking No(s):	COC No: ~~705-2388-756.2~~ 2w
Client Contact: Kip Gray	Phone: 404-434-2074	E-Mail: David.Fuller@et.eurofinsus.com	State of Origin: GA	Page: Page 1 of 1
Company: Geosyntec Consultants Inc	PWSID			Job #:
Address: 1255 Roberts Blvd NW Suite 200	Due Date Requested:			
City: Kennesaw	TAT Requested (days): Rush / same day			
State, Zip: GA, 30144	Compliance Project: Δ Yes Δ No			
Phone	PO #: 100061163			
Email: Kip.Gray@Geosyntec.com	WO #: Project# GW6581G			
Project Name: Plant Hammond	Project #: 70500911			
Site:	SSOW#:			

Analysis Requested

Preservation Codes: D - HNO3; N None

Other

Sample Identification	Sample Date	Sample Time	Sample Type (C=comp, G=grab)	Matrix (W=water, S=solid, O=waste/oil, BT=Tissue, A=Air)	Total Number of containers	6020B - Total Arsenic & Iron	6020B - Dissolved Arsenic & Iron (FF)	6010D - Total Boron	6010D - Dissolved Boron - Field filtered (FF)	Special Instructions/Note:
			Preservation Code:			D	D	D	D	
HAM-PT-14-07-28-UNF	7/28/24		G	W	No / No	X	-	X	-	
HAM-PT-14-07-28-FIL	7/28/24		G	W	Yes / 2	-	X	-	X	
HAM-PT-08-07-28-UNF	7/28/24		G	W	2 / 2	X	-	X	-	
HAM-PT-08-07-28-FIL	7/28/24		G	W	2 / 2	-	X	-	X	
HAM-PT-13-07-28-UNF	7/28/24		G	W	2 / 2	X	-	X	-	
HAM-PT-13-07-28-FIL	7/28/24		G	W	2 / 2	-	X	-	X	
HAM-PT-07-07-28-UNF	7/28/24		G	W	2 / 2	X	-	X	-	
HAM-PT-07-07-28-FIL	7/28/24		G	W	2 / 2	-	X	-	X	
	Zan Webb 7/28/24									

705 2922 COC

Possible Hazard Identification: ☐ Non-Hazard ☐ Flammable ☐ Skin Irritant ☐ Poison B ☒ Unknown ☐ Radiological

Sample Disposal (A fee may be assessed if samples are retained longer than 1 month): ☐ Return To Client ☒ Disposal By Lab ☐ Archive For ____ Months

Deliverable Requested: I, II, III, IV, Other (specify)

Special Instructions/QC Requirements

Empty Kit Relinquished by	Date	Time	Method of Shipment:

Relinquished by	Date/Time	Company	Received by	Date/Time	Company
[signature]	7/29/24 7:20		[signature]	7-29-24 7:22	
[signature]	7-29-24 7:10		[signature]	07.29.24 0910	Eurofins

Custody Seals Intact: Δ Yes Δ No | Custody Seal No.

Cooler Temperature(s) °C and Other Remarks: # 2665 38°C

Job ID: 705-2922-1 Eurofins Atlanta

Job Narrative
705- -1

Analytical test results meet all requirements of the associated regulatory program listed on the Accreditation/Certification Summary Page unless otherwise noted under the individual analysis. Data qualifiers and/or narrative comments are included to explain any exceptions, if applicable.

- Matrix QC may not be reported if insufficient sample is provided or site-specific QC samples were not submitted. In these situations, to demonstrate precision and accuracy at a batch level, a LCS/LCSD may be performed, unless otherwise specified in the method.
- Surrogate and/or isotope dilution analyte recoveries (if applicable) which are outside of the QC window are confirmed unless attributed to a dilution or otherwise noted in the narrative.

Receipt
The samples were received on 7/29/2024 9:10 AM. Unless otherwise noted below, the samples arrived in good condition, and, where required, properly preserved and on ice. The temperature of the cooler at receipt time was .8°C.

Receipt Exceptions
All samples were received at the laboratory without a sample collection time documented on the chain of custody or on the bottles.

Metals
No additional analytical or quality issues were noted, other than those described above or in the Definitions/ Glossary page.

Client Sample Results

2 Ct en t i oGseni y 2 oeGc0uenGley
aPori yrj/ Ini : a0enSuHHoem

Job ID: 705-1311-9

Client Sample ID: AMP -T3-H4-07-1F-r x W

Lab Sample ID: 705-1811-H

Date C/ lle2tev: 079IF9I4 00:00

P atcic: d ateo

Date Re2eihev: 079I89I4 08:H0

P et6/ v: Sd F4((0H0D - P etals)ICT.

Mnalzte	Result	Qualifieo	RL	P DL	r nit	D	Tœpacœv	MnalzUev	Dil Wa2
B/ d n	0y(5		0d0. 0	0d014	H6jg		07j13j1. 99:. 3	07jL0j1. 9. :99	9

P et6/ v: Sd F4((010B - P etals)ICT9P S. - 3/ tal Re2/ hecable

Mnalzte	Result	Qualifieo	RL	P DL	r nit	D	Tœpacœv	MnalzUev	Dil Wa2
Mœseni2	0yH,		0d0050	0d009L	H6jg		07j13j1. 91:. 0	07jL0j1. 97:1L	9
Id n	11		0d 0	0d98	H6jg		07j13j1. 91:. 0	07jL9j1. 94:90	90

Client Sample Results

2 Ct en t i oGseni y 2 oeGc QuenGley
aPori yrj/ Ini : a QenSuH Hoem

Job ID: 705-1311-9

Client Sample ID: AMP -T3-H4-07-1F-WL

Lab Sample ID: 705-1811-1

Date C/ lle2tev: 079IF9I4 00:00

P atcic: d ateo

Date Re2eihev: 079I89I4 08:H0

P et6/ v: Sd F4((0H0D - P etals)ICT. - Diss/ lhev

Mnalzte	Result	Qualifieo	RL	P DL	r nit	D	Tœpacœv	MnalzUev	Dil Wa2
B/ d nNDiss/ lhev	0y58		0d050	0d014	H6jg			07j13j1. 94:07	9

P et6/ v: Sd F4((010B - P etals)ICT9P S. - Diss/ lhev

Mnalzte	Result	Qualifieo	RL	P DL	r nit	D	Tœpacœv	MnalzUev	Dil Wa2
Mœseni2NDiss/ lhev	0yH1		0d0050	0d009L	H6jg			07jL0j1. 9L:57	9
Id nNDiss/ lhev	H5		0d0. 0	0d098	H6jg			07jL0j1. 9L:57	9

EcPofleGAn Qenu

Client Sample Results

2 Ct en t i oGseni y 2 oeGc0uenGley
aPori yrj/ Ini : a0enSuHHoem

Job ID: 705-1311-9

Client Sample ID: AMP -T3-0F-07-1F-r x W

Lab Sample ID: 705-1811-,

Date C/ lle2tev: 079IF9I4 00:00

P atcic: d ateo

Date Re2eihev: 079I89I4 08:H0

P et6/ v: Sd F4((0H0D - P etals)ICT.

Mnalzte	Result	Qualifieo	RL	P DL	r nit	D	Tœpacœv	MnalzUev	Dil Wa2
B/ d n	0y75		0d0. 0	0d014	H6jg		07j13j1. 99:. 3	07jL0j1. 9. :9.	9

P et6/ v: Sd F4((010B - P etals)ICT9P S. - 3/ tal Re2/ hecable

Mnalzte	Result	Qualifieo	RL	P DL	r nit	D	Tœpacœv	MnalzUev	Dil Wa2
Mœseni2	0y41		0d0050	0d009L	H6jg		07j13j1. 91:. 0	07jL0j1. 98:1L	9
Id n	1(		0d0. 0	0d098	H6jg		07j13j1. 91:. 0	07jL9j1. 94:L.	9

Client Sample Results

2 Ct en t i oGseni y 2 oeGcQuenGley
aPori yrj/ Ini : a QenSuHHoem

Job ID: 705-1311-9

Client Sample ID: AMP -T3-0F-07-1F-WL

Lab Sample ID: 705-1811-4

Date C/ lle2tev: 079IF9I4 00:00

P atcic: d ateo

Date Re2eihev: 079I89I4 08:H0

P et6/ v: Sd F4((0H0D - P etals)ICT. - Diss/ lhev

Mnalzte	Result	Qualifieo	RL	P DL	r nit	D	Tœpacœv	MnalzUev	Dil Wa2
B/ d nNDiss/ lhev	0y((		0d050	0d014	H6jg			07j13j1. 94:90	9

P et6/ v: Sd F4((010B - P etals)ICT9P S. - Diss/ lhev

Mnalzte	Result	Qualifieo	RL	P DL	r nit	D	Tœpacœv	MnalzUev	Dil Wa2
Mœseni2NDiss/ lhev	0yH7		0d0050	0d009L	H6jg			07jL0j1. 9. :09	9
Id nNDiss/ lhev	7y7		0d0. 0	0d098	H6jg			07jL0j1. 9. :09	9

EcPofleGAnQenu

Client Sample Results

2 Ct en t i oGseni y 2 oeGcQuenGley
aPori yrj/ Ini : aQenSuHHoem

Job ID: 705-1311-9

Client Sample ID: AMP -T3-H, -07-1F-r x W

Lab Sample ID: 705-1811-5

Date C/ lle2tev: 079IF9I4 00:00

P atcic: d ateo

Date Re2eihev: 079I89I4 08:H0

P et6/ v: Sd F4((0H0D - P etals)ICT.

Mnalzte	Result	Qualifieo	RL	P DL	r nit	D	Tœpacœv	MnalzUev	Dil Wa2
B/ d n	0y58		0d0. 0	0d014	H6jg		07j13j1. 99:. 3	07jL0j1. 9L:. 0	9

P et6/ v: Sd F4((010B - P etals)ICT9P S. - 3/ tal Re2/ hecable

Mnalzte	Result	Qualifieo	RL	P DL	r nit	D	Tœpacœv	MnalzUev	Dil Wa2
Mœseni2	0yH8		0d0050	0d009L	H6jg		07j13j1. 91:. 0	07jL0j1. 98:17	9
Id n	1,		0d0. 0	0d098	H6jg		07j13j1. 91:. 0	07jL9j1. 94:L8	9

Client Sample Results

2 Ct en t i oGseni y 2 oeGc QuenGley
aPori yrj/ Ini : a QenSuH Hoem

Job ID: 705-1311-9

Client Sample ID: AMP -T3-H, -07-1F-WL

Lab Sample ID: 705-1811-(

Date C/ lle2tev: 079IF9I4 00:00

P atcic: d ateo

Date Re2eihev: 079I89I4 08:H0

P et6/ v: Sd F4((0H0D - P etals)ICT. - Diss/ lhev

Mnalzte	Result	Qualifieo	RL	P DL	r nit	D	Tœpacœv	MnalzUev	Dil Wa2
B/ d nNDiss/ lhev	0y5H		0d050	0d014	H6jg			07j13j1. 94:9L	9

P et6/ v: Sd F4((010B - P etals)ICT9P S. - Diss/ lhev

Mnalzte	Result	Qualifieo	RL	P DL	r nit	D	Tœpacœv	MnalzUev	Dil Wa2
Mœseni2NDiss/ lhev	0yJH		0d0050	0d009L	H6jg			07jL0j1. 9. :05	9
Id nNDiss/ lhev	H,		0d0. 0	0d098	H6jg			07jL0j1. 9. :05	9

EcPofleGAn Qenu

Client Sample Results

2 Ct en t i oGseni y 2 oeGc0uenGley
aPori yrj/ Ini : a0enSuHHoem

Job ID: 705-1311-9

Client Sample ID: AMP -T3-07-07-1F-r x W

Lab Sample ID: 705-1811-7

Date C/ lle2tev: 079IF9I4 00:00

P atcic: d ateo

Date Re2eihev: 079I89I4 08:H0

P et6/ v: Sd F4((0H0D - P etals)ICT.

Mnalzte	Result	Qualifieo	RL	P DL	r nit	D	Tœpacœv	MnalzUev	Dil Wa2
B/ d n	0y(,		0d0. 0	0d014	H6jg		07j13j1. 99:. 3	07jL0j1. 9. :98	9

P et6/ v: Sd F4((010B - P etals)ICT9P S. - 3/ tal Re2/ hecable

Mnalzte	Result	Qualifieo	RL	P DL	r nit	D	Tœpacœv	MnalzUev	Dil Wa2
Mœseni2	0y087		0d0050	0d009L	H6jg		07j13j1. 91:. 0	07jL0j1. 98:L9	9
Id n	, H		0d0. 0	0d098	H6jg		07j13j1. 91:. 0	07jL9j1. 94:. 1	9

EcPofleGAn0enu

Client Sample Results

2 Ct en t i oGseni y 2 oeGc QuenGley
aPori yrj/ Ini : a QenSuH Hoem

Job ID: 705-1311-9

Client Sample ID: AMP -T3-07-07-1F-WL

Lab Sample ID: 705-1811-F

Date C/ lle2tev: 079IF9I4 00:00

P atcic: d ateo

Date Re2eihev: 079I89I4 08:H0

P et6/ v: Sd F4((0H0D - P etals)ICT. - Diss/ lhev

Mnalzte	Result	Qualifieo	RL	P DL	r nit	D	Tœpacœv	MnalzUev	Dil Wa2
B/ d nNDiss/ lhev	0y5(		0d050	0d014	H6jg			07j13j1. 94:94	9

P et6/ v: Sd F4((010B - P etals)ICT9P S. - Diss/ lhev

Mnalzte	Result	Qualifieo	RL	P DL	r nit	D	Tœpacœv	MnalzUev	Dil Wa2
Mœseni2NDiss/ lhev	0y01(		0d0050	0d009L	H6jg			07jL0j1. 9. :14	9
Id nNDiss/ lhev	0y4(		0d0. 0	0d098	H6jg			07jL0j1. 9. :14	9

EcPofleGAn QenU

QC Sample Results

Client: Geosyntec Consultants Inc
Project/Site: Plant Hammond

Job ID: 705-2922-1

Method: 6010D - Metals (ICP)

Lab Sample ID: MB 705-5490/1-A — **Client Sample ID: Method Blank**
Matrix: Water — **Prep Type: Total/NA**
Analysis Batch: 5742 — **Prep Batch: 5490**

Analyte	MB Result	MB Qualifier	RL	MDL	Unit	D	Prepared	Analyzed	Dil Fac
Boron	ND		0.040	0.026	mg/L		07/29/24 11:49	07/30/24 13:34	1

Lab Sample ID: LCS 705-5490/2-A — **Client Sample ID: Lab Control Sample**
Matrix: Water — **Prep Type: Total/NA**
Analysis Batch: 5742 — **Prep Batch: 5490**

Analyte	Spike Added	LCS Result	LCS Qualifier	Unit	D	%Rec	%Rec Limits
Boron	1.00	1.04		mg/L		104	80 - 120

Lab Sample ID: 705-2922-5 MS — **Client Sample ID: HAM-PT-13-07-28-UNF**
Matrix: Water — **Prep Type: Total/NA**
Analysis Batch: 5742 — **Prep Batch: 5490**

Analyte	Sample Result	Sample Qualifier	Spike Added	MS Result	MS Qualifier	Unit	D	%Rec	%Rec Limits
Boron	0.59		1.00	1.61		mg/L		101	75 - 125

Lab Sample ID: 705-2922-5 MSD — **Client Sample ID: HAM-PT-13-07-28-UNF**
Matrix: Water — **Prep Type: Total/NA**
Analysis Batch: 5742 — **Prep Batch: 5490**

Analyte	Sample Result	Sample Qualifier	Spike Added	MSD Result	MSD Qualifier	Unit	D	%Rec	%Rec Limits	RPD	RPD Limit
Boron	0.59		1.00	1.63		mg/L		103	75 - 125	1	20

Lab Sample ID: MB 705-5500/1-A — **Client Sample ID: Method Blank**
Matrix: Water — **Prep Type: Dissolved**
Analysis Batch: 5594

Analyte	MB Result	MB Qualifier	RL	MDL	Unit	D	Prepared	Analyzed	Dil Fac
Boron, Dissolved	ND		0.050	0.026	mg/L			07/29/24 15:49	1

Lab Sample ID: LCS 705-5500/2-A — **Client Sample ID: Lab Control Sample**
Matrix: Water — **Prep Type: Dissolved**
Analysis Batch: 5594

Analyte	Spike Added	LCS Result	LCS Qualifier	Unit	D	%Rec	%Rec Limits
Boron, Dissolved	1.00	0.961		mg/L		96	80 - 120

Lab Sample ID: LCSD 705-5500/3-A — **Client Sample ID: Lab Control Sample Dup**
Matrix: Water — **Prep Type: Dissolved**
Analysis Batch: 5594

Analyte	Spike Added	LCSD Result	LCSD Qualifier	Unit	D	%Rec	%Rec Limits	RPD	RPD Limit
Boron, Dissolved	1.00	0.958		mg/L		96	80 - 120	0	20

QC Sample Results

Client: Geosyntec Consultants Inc
Project/Site: Plant Hammond

Job ID: 705-2922-1

Method: 6020B - Metals (ICP/MS)

Lab Sample ID: MB 705-5484/1-A — **Client Sample ID: Method Blank**
Matrix: Water — **Prep Type: Total Recoverable**
Analysis Batch: 5872 — **Prep Batch: 5484**

Analyte	MB Result	MB Qualifier	RL	MDL	Unit	D	Prepared	Analyzed	Dil Fac
Arsenic	ND		0.0050	0.0013	mg/L		07/29/24 12:40	07/30/24 17:15	1
Iron	ND	^-	0.040	0.018	mg/L		07/29/24 12:40	07/30/24 17:15	1

Lab Sample ID: LCS 705-5484/2-A — **Client Sample ID: Lab Control Sample**
Matrix: Water — **Prep Type: Total Recoverable**
Analysis Batch: 5872 — **Prep Batch: 5484**

Analyte	Spike Added	LCS Result	LCS Qualifier	Unit	D	%Rec	%Rec Limits
Arsenic	0.100	0.0983		mg/L		98	80 - 120
Iron	1.00	0.935	^-	mg/L		94	80 - 120

Lab Sample ID: 705-2922-1 MS — **Client Sample ID: HAM-PT-14-07-28-UNF**
Matrix: Water — **Prep Type: Total Recoverable**
Analysis Batch: 5872 — **Prep Batch: 5484**

Analyte	Sample Result	Sample Qualifier	Spike Added	MS Result	MS Qualifier	Unit	D	%Rec	%Rec Limits
Arsenic	0.13		0.100	0.226		mg/L		97	75 - 125

Lab Sample ID: 705-2922-1 MS — **Client Sample ID: HAM-PT-14-07-28-UNF**
Matrix: Water — **Prep Type: Total Recoverable**
Analysis Batch: 5997 — **Prep Batch: 5484**

Analyte	Sample Result	Sample Qualifier	Spike Added	MS Result	MS Qualifier	Unit	D	%Rec	%Rec Limits
Iron	22		1.00	21.4	4	mg/L		-62	75 - 125

Lab Sample ID: 705-2922-1 MSD — **Client Sample ID: HAM-PT-14-07-28-UNF**
Matrix: Water — **Prep Type: Total Recoverable**
Analysis Batch: 5872 — **Prep Batch: 5484**

Analyte	Sample Result	Sample Qualifier	Spike Added	MSD Result	MSD Qualifier	Unit	D	%Rec	%Rec Limits	RPD	RPD Limit
Arsenic	0.13		0.100	0.227		mg/L		99	75 - 125	1	20

Lab Sample ID: 705-2922-1 MSD — **Client Sample ID: HAM-PT-14-07-28-UNF**
Matrix: Water — **Prep Type: Total Recoverable**
Analysis Batch: 5997 — **Prep Batch: 5484**

Analyte	Sample Result	Sample Qualifier	Spike Added	MSD Result	MSD Qualifier	Unit	D	%Rec	%Rec Limits	RPD	RPD Limit
Iron	22		1.00	21.8	4	mg/L		-22	75 - 125	2	20

Lab Sample ID: MB 705-5495/1-A — **Client Sample ID: Method Blank**
Matrix: Water — **Prep Type: Dissolved**
Analysis Batch: 5745

Analyte	MB Result	MB Qualifier	RL	MDL	Unit	D	Prepared	Analyzed	Dil Fac
Arsenic, Dissolved	ND		0.0050	0.0013	mg/L			07/30/24 13:33	1
Iron, Dissolved	ND		0.040	0.018	mg/L			07/30/24 13:33	1

Method: 6020B - Metals (ICP/MS) (Continued)

Lab Sample ID: LCS 705-5495/2-A
Matrix: Water
Analysis Batch: 5745

Client Sample ID: Lab Control Sample
Prep Type: Dissolved

Analyte			Spike Added	LCS Result	LCS Qualifier	Unit	D	%Rec	%Rec Limits		
Arsenic, Dissolved			0.100	0.0988		mg/L		99	80 - 120		
Iron, Dissolved			1.00	0.877		mg/L		88	80 - 120		

Lab Sample ID: LCSD 705-5495/3-A
Matrix: Water
Analysis Batch: 5745

Client Sample ID: Lab Control Sample Dup
Prep Type: Dissolved

Analyte			Spike Added	LCSD Result	LCSD Qualifier	Unit	D	%Rec	%Rec Limits	RPD	RPD Limit
Arsenic, Dissolved			0.100	0.0984		mg/L		98	80 - 120	0	20
Iron, Dissolved			1.00	0.942		mg/L		94	80 - 120	7	20

Lab Chronicle

Client: Geosyntec Consultants Inc
2Rorectj/ ite: 2lant SaH Honm

Job ID: 705-1311-9

Client Sample ID: HAM-PT-13-07-4F-5 8 x — Lab Sample ID: 70W4d44-1

Date CollecteR: 07v4Fv43 00:00
Date 9 eceiyeR: 07v4dv43 0d:10
Matri/ : 2 ater

Prep TBpe	s atch TBpe	s atch MethoR	9 z n	Dilz tion xactor	s atch 8 z mber	AnalBut	Lab	PrepareR or AnalBNeR
votaljp 6	2Red	A0906			5T30	BE	LLv 6v4	07j13j1T 99:T3
votaljp 6	6nalysis	N090D		9	57T1	D/	LLv 6v4	07jA0j1T 9T:99
votal EecoFeRable	2Red	A0056			5TRT	BE	LLv 6v4	07j13j1T 91:T0
votal EecoFeRable	6nalysis	N010B		9	5R71	If	LLv 6v4	07jA0j1T 97:1A
votal EecoFeRable	2Red	A0056			5TRT	BE	LLv 6v4	07j13j1T 91:T0
votal EecoFeRable	6nalysis	N010B		90	5337	If	LLv 6v4	07jA9j1T 9N:90

Client Sample ID: HAM-PT-13-07-4F-xIL — Lab Sample ID: 70W4d44-4

Date CollecteR: 07v4Fv43 00:00
Date 9 eceiyeR: 07v4dv43 0d:10
Matri/ : 2 ater

Prep TBpe	s atch TBpe	s atch MethoR	9 z n	Dilz tion xactor	s atch 8 z mber	AnalBut	Lab	PrepareR or AnalBNeR
DissolFem	6nalysis	N090D		9	553T	D/	LLv 6v4	07j13j1T 9N:07
DissolFem	6nalysis	N010B		9	57T5	If	LLv 6v4	07jA0j1T 9A:57

Client Sample ID: HAM-PT-0F-07-4F-5 8 x — Lab Sample ID: 70W4d44-U

Date CollecteR: 07v4Fv43 00:00
Date 9 eceiyeR: 07v4dv43 0d:10
Matri/ : 2 ater

Prep TBpe	s atch TBpe	s atch MethoR	9 z n	Dilz tion xactor	s atch 8 z mber	AnalBut	Lab	PrepareR or AnalBNeR
votaljp 6	2Red	A0906			5T30	BE	LLv 6v4	07j13j1T 99:T3
votaljp 6	6nalysis	N090D		9	57T1	D/	LLv 6v4	07jA0j1T 9T:9T
votal EecoFeRable	2Red	A0056			5TRT	BE	LLv 6v4	07j13j1T 91:T0
votal EecoFeRable	6nalysis	N010B		9	5R71	If	LLv 6v4	07jA0j1T 9R:1A
votal EecoFeRable	2Red	A0056			5TRT	BE	LLv 6v4	07j13j1T 91:T0
votal EecoFeRable	6nalysis	N010B		9	5337	If	LLv 6v4	07jA9j1T 9N:AT

Client Sample ID: HAM-PT-0F-07-4F-xIL — Lab Sample ID: 70W4d44-3

Date CollecteR: 07v4Fv43 00:00
Date 9 eceiyeR: 07v4dv43 0d:10
Matri/ : 2 ater

Prep TBpe	s atch TBpe	s atch MethoR	9 z n	Dilz tion xactor	s atch 8 z mber	AnalBut	Lab	PrepareR or AnalBNeR
DissolFem	6nalysis	N090D		9	553T	D/	LLv 6v4	07j13j1T 9N:90
DissolFem	6nalysis	N010B		9	57T5	If	LLv 6v4	07jA0j1T 9T:09

Client Sample ID: HAM-PT-1U-07-4F-5 8 x — Lab Sample ID: 70W4d44-W

Date CollecteR: 07v4Fv43 00:00
Date 9 eceiyeR: 07v4dv43 0d:10
Matri/ : 2 ater

Prep TBpe	s atch TBpe	s atch MethoR	9 z n	Dilz tion xactor	s atch 8 z mber	AnalBut	Lab	PrepareR or AnalBNeR
votaljp 6	2Red	A0906			5T30	BE	LLv 6v4	07j13j1T 99:T3
votaljp 6	6nalysis	N090D		9	57T1	D/	LLv 6v4	07jA0j1T 9A:T0
votal EecoFeRable	2Red	A0056			5TRT	BE	LLv 6v4	07j13j1T 91:T0
votal EecoFeRable	6nalysis	N010B		9	5R71	If	LLv 6v4	07jA0j1T 9R:17

Lab Chronicle

Client: Geosyntec Consultants Inc
2Rorectj/ ite: 2lant SaHHonm

Job ID: 705-1311-9

Client Sample ID: HAM-PT-1U-07-4F-5 8 x

Lab Sample ID: 70W4d44-W

Date CollecteR: 07v4Fv43 00:00

Matri/ : 2 ater

Date 9 eceiyeR: 07v4dv43 0d:10

Prep TBpe	s atch TBpe	s atch MethoR	9 z n	Dilz tion xactor	s atch 8 z mber	AnalBut	Lab	PrepareR or AnalBNeR
votal EecoFeRable	2Red	A0056			5TRT	BE	LLv 6v4	07j13j1T 91:T0
votal EecoFeRable	6nalysis	N010B		9	5337	If	LLv 6v4	07jA9j1T 9N:AR

Client Sample ID: HAM-PT-1U-07-4F-xIL

Lab Sample ID: 70W4d44-6

Date CollecteR: 07v4Fv43 00:00

Matri/ : 2 ater

Date 9 eceiyeR: 07v4dv43 0d:10

Prep TBpe	s atch TBpe	s atch MethoR	9 z n	Dilz tion xactor	s atch 8 z mber	AnalBut	Lab	PrepareR or AnalBNeR
DissolFem	6nalysis	N090D		9	553T	D/	LLv 6v4	07j13j1T 9N:9A
DissolFem	6nalysis	N010B		9	57T5	If	LLv 6v4	07jA0j1T 9T:05

Client Sample ID: HAM-PT-07-07-4F-5 8 x

Lab Sample ID: 70W4d44-7

Date CollecteR: 07v4Fv43 00:00

Matri/ : 2 ater

Date 9 eceiyeR: 07v4dv43 0d:10

Prep TBpe	s atch TBpe	s atch MethoR	9 z n	Dilz tion xactor	s atch 8 z mber	AnalBut	Lab	PrepareR or AnalBNeR
votaljp 6	2Red	A0906			5T30	BE	LLv 6v4	07j13j1T 99:T3
votaljp 6	6nalysis	N090D		9	57T1	D/	LLv 6v4	07jA0j1T 9T:9R
votal EecoFeRable	2Red	A0056			5TRT	BE	LLv 6v4	07j13j1T 91:T0
votal EecoFeRable	6nalysis	N010B		9	5R71	If	LLv 6v4	07jA0j1T 9R:A9
votal EecoFeRable	2Red	A0056			5TRT	BE	LLv 6v4	07j13j1T 91:T0
votal EecoFeRable	6nalysis	N010B		9	5337	If	LLv 6v4	07jA9j1T 9N:T1

Client Sample ID: HAM-PT-07-07-4F-xIL

Lab Sample ID: 70W4d44-F

Date CollecteR: 07v4Fv43 00:00

Matri/ : 2 ater

Date 9 eceiyeR: 07v4dv43 0d:10

Prep TBpe	s atch TBpe	s atch MethoR	9 z n	Dilz tion xactor	s atch 8 z mber	AnalBut	Lab	PrepareR or AnalBNeR
DissolFem	6nalysis	N090D		9	553T	D/	LLv 6v4	07j13j1T 9N:9N
DissolFem	6nalysis	N010B		9	57T5	If	LLv 6v4	07jA0j1T 9T:1N

LaboratorB 9 eferenceu:

LLv 6v4 = LuRo8ns 6tlanta, A0R0 2Resimential DP, 6tlanta, G6 A0AT0, vL4 (770)T57-R977

Accreditation/Certification Summary

Client: Geosyntec Consultants Inc
Project/Site: Plant Hammond

Job ID: 705-2922-1

Laboratory: Eurofins Atlanta

The accreditations/certifications listed below are applicable to this report.

Authority	Program	Identification Number	Expiration Date
Florida	NELAP	E87582	06-30-25

Method Summary

2 Ct en t i oGseni y 2 oeGcCuenGley
aPori yrj/ Ini : a CenSuH Hoem

Job ID: 705-1311-9

Method	Method Description	Protocol	Laboratory
4090D	6 i nuCGN2 a (	/ d W84	)) E TEA
4010L	6 i nuCGN2 aj6 / (	/ d W84	)) E TEA
B005T	aP puPurloe, EonuCRi yovi RubC oPDlGGbCi m6 i nuCG	/ d W84	)) E TEA
B090T	aP puPurloe, EonuC6 i nuCG	/ d W84	)) E TEA

Protocol References:

/ d W84 = "Ei Gn6 i rhomGFoP) vuCurleg / oCmd uGi , ahsGyuC2 hi HlyuC6 i rhomG", EhlPm) mrloe, Novi Hbi P93W4 TemlrGUpmuri G

Laboratory References:

)) E TEA =) cPofleGTrnCenu, B0W0 aP Gmi enuCDP, TrnCenu, t T B0B80, E) AN770(857-W077

Sample Summary

Client: Geosyntec Consultants Inc
r jo/ectSite: r lant mad d onA

Job ID: 705-1811-P

Lab Sample ID	Client Sample ID	Matrix	Collected	Received
705-1811-P	mMT -r 3-P4-07-1F-L W2	9 atej	07S1FS14 00:00	07S18S14 08:P0
705-1811-1	mMT -r 3-P4-07-1F-2IU	9 atej	07S1FS14 00:00	07S18S14 08:P0
705-1811-N	mMT -r 3-0F-07-1F-L W2	9 atej	07S1FS14 00:00	07S18S14 08:P0
705-1811-4	mMT -r 3-0F-07-1F-2IU	9 atej	07S1FS14 00:00	07S18S14 08:P0
705-1811-5	mMT -r 3-PN-07-1F-L W2	9 atej	07S1FS14 00:00	07S18S14 08:P0
705-1811-6	mMT -r 3-PN-07-1F-2IU	9 atej	07S1FS14 00:00	07S18S14 08:P0
705-1811-7	mMT -r 3-07-07-1F-L W2	9 atej	07S1FS14 00:00	07S18S14 08:P0
705-1811-F	mMT -r 3-07-07-1F-2IU	9 atej	07S1FS14 00:00	07S18S14 08:P0

Login Sample Receipt Checklist

Client: Geosyntec Consultants Inc

Job Number: 705-2922-1

Login Number: 2922

List Number: 1

Creator: Pomuti, Carmen

List Source: Eurofins Atlanta

Question	Answer	Comment
Radioactivity wasn't checked or is </= background as measured by a survey meter.	True	
The cooler's custody sealAi, f resentAis intact.	True	Not f resent
p amf le custody sealsAi, f resentAare intact.	True	
The cooler or samf les do not af f ear to have been comf romised or tamf ered with.	True	
p amf les were received on ice.	True	
Cooler Temf erature is accef table.	True	
Cooler Temf erature is recorded.	True	
CS C is f resent.	True	
CS C is ,illed out in ink and legible.	True	
CS C is ,illed out with all f ertinent in,ormation.	True	
Is the Oield p amf ler's name f resent on CS CF	True	
There are no discref ancies between the containers received and the CS C.	True	
p amf les are received within ? olding Time Hte(cluding tests with immediate ? Tsx	True	
p amf le containers have legible labels.	True	
Containers are not broken or leaking.	True	
p amf le collection date/times are f rovided.	Oalse	No date or time on CS C or samf le containers
) f f rof riate samf le containers are used.	True	
p amf le bottles are comf letely ,illed.	Oalse	Limited volume received.
p amf le Preservation Veri,ied.	True	
There is su,,icient vol. ,or all requested analysesAincl. any requested Mp/Mp Ds	Oalse	Insu,,icient volume received ,or requested analysis.
Containers requiring zero headsf ace have no headsf ace or bubble is <6mm H1/4"x	True	
Multif hasic samf les are not f resent.	True	
p amf les do not require sf litting or comf ositing.	True	
Residual Chlorine Checked.	N/)	

END OF REPORT

eurofins | Environment Testing

ANALYTICAL REPORT

PREPARED FOR

Attn: Kip Gray
Geosyntec Consultants Inc
1255 Roberts Blvd. NW
Suite 200
Kennesaw, Georgia 30144

Generated 7/31/2024 3:22:12 PM

JOB DESCRIPTION

Plant Hammond

JOB NUMBER

705-2983-1

Eurofins Atlanta
3080 Presidential Dr
Atlanta GA 30340

See page two for job notes and contact information.

my EOL

Eurofins Atlanta

Job Notes

The test results in this report relate only to the samples as received by the laboratory and will meet all requirements of the methodology, with any exceptions noted. This report shall not be reproduced except in full, without the express written approval of the laboratory. All questions should be directed to the Eurofins Environment Testing Southeast, LLC Project Manager.

Authorization

Generated
7/31/2024 3:22:12 PM

Authorized for release by
David Fuller, Project Manager
David.Fuller@et.eurofinsus.com
(770)344-8986

Table of Contents

Definitions/Glossary

Client: Geosyntec Consultants Inc
Project/Site: Plant Hammond

Job ID: 705-2983-1

Qualifiers

Metals

Qualifier	Qualifier Description
4	MS, MSD: The analyte present in the original sample is greater than 4 times the matrix spike concentration; therefore, control limits are not applicable.
F1	MS and/or MSD recovery exceeds control limits.

Glossary

Abbreviation	These commonly used abbreviations may or may not be present in this report.
¤	Listed under the "D" column to designate that the result is reported on a dry weight basis
%R	Percent Recovery
CFL	Contains Free Liquid
CFU	Colony Forming Unit
CNF	Contains No Free Liquid
DER	Duplicate Error Ratio (normalized absolute difference)
Dil Fac	Dilution Factor
DL	Detection Limit (DoD/DOE)
DL, RA, RE, IN	Indicates a Dilution, Re-analysis, Re-extraction, or additional Initial metals/anion analysis of the sample
DLC	Decision Level Concentration (Radiochemistry)
EDL	Estimated Detection Limit (Dioxin)
LOD	Limit of Detection (DoD/DOE)
LOQ	Limit of Quantitation (DoD/DOE)
MCL	EPA recommended "Maximum Contaminant Level"
MDA	Minimum Detectable Activity (Radiochemistry)
MDC	Minimum Detectable Concentration (Radiochemistry)
MDL	Method Detection Limit
ML	Minimum Level (Dioxin)
MPN	Most Probable Number
MQL	Method Quantitation Limit
NC	Not Calculated
ND	Not Detected at the reporting limit (or MDL or EDL if shown)
NEG	Negative / Absent
POS	Positive / Present
PQL	Practical Quantitation Limit
PRES	Presumptive
QC	Quality Control
RER	Relative Error Ratio (Radiochemistry)
RL	Reporting Limit or Requested Limit (Radiochemistry)
RPD	Relative Percent Difference, a measure of the relative difference between two points
TEF	Toxicity Equivalent Factor (Dioxin)
TEQ	Toxicity Equivalent Quotient (Dioxin)
TNTC	Too Numerous To Count

3080 Presidential Dr
Atlanta, GA 30340
Phone (770) 457-8177

Chain of Custody Record

eurofins | Environment Testing

Client Information	Sampler: Zain Webb	Lab PM: David Fuller / Phone 770-344-8986	Carrier Tracking No(s):	COC No:
Client Contact: Kip Gray	Phone: 404-434-2074	E-Mail: David Fuller@et.eurofinsus.com	State of Origin: GA	Page: Page 1 of 2
Company: Geosyntec Consultants Inc	PWSID			Job #:
Address: 1255 Roberts Blvd, NW Suite 200	Due Date Requested			
City: Kennesaw	TAT Requested (days): RUSH / 1 Day TAT			
State, Zip: GA, 30144	Compliance Project: Δ Yes Δ No			
Phone:	Lab Project #: 70500911 (DO NOT REMOVE)			
Email: Kip Gray@Geosyntec.com	PO #: 100061163			
Project Name: Plant Hammond	Project #: GW6581G			
Task Code: Task Code#:	SSOW#:			

Preservation Codes: D - HNO3

Other:

Analysis Requested

Sample Identification	Sample Date	Sample Time	Sample Type (C=comp, G=grab)	Matrix (W=water, S=solid, O=waste/oil, BT=Tissue, A=Air)	Field Filtered Sample (Yes or No)	Perform MS/MSD (Yes or No)	6010D - Total Boron	6020B - Total Arsenic and Iron	6020B - Total Iron and Molybdenum		6010D - Dissolved Boron - Field Filtered (FF)	6020B - Dissolved Arsenic and Iron (FF)	6020B - Dissolved Iron and Molybdenum (FF)	Total Number of containers	Special Instructions/Note:
			Preservation Code:				D	D	D		D	D	D		
HAM-PT-07-07-29-FIL-AM	7/29/24	0905	G	W	Yes	No	-	-	-		X	X	-		
HAM-PT-07-07-29-UNF-AM	7/29/24	0905	G	W	No	Y	X	X	-		-	-	-		
HAM-PT-14-07-29-FIL-AM	7/29/24	0905	G	W	Y	N	-	-	-		X	X	-		
HAM-PT-14-07-29-UNF-AM	7/29/24	0905	G	W	N	Y	X	X	-		-	-	-		
HAM-PT-07-07-29-FIL-PM	7/29/24	1843	G	W	Y	N	-	-	-		X	X	-		
HAM-PT-07-07-29-UNF-PM	7/29/24	1843	G	W	N	Y	X	X	-		-	-	-		
HAM-PT-14-07-29-FIL-PM	7/29/24	1833	G	W	Y	N	-	-	-		X	X	-		
HAM-PT-14-07-29-UNF-PM	7/29/24	1833	G	W	N	Y	X	X	-		-	-	-		70
															705 2983 COC
	ZW	7/29/24													

Possible Hazard Identification: ☐ Non-Hazard ☐ Flammable ☐ Skin Irritant ☐ Poison B ☒ Unknown ☐ Radiological

Sample Disposal (A fee may be assessed if samples are retained longer than 1 month): ☐ Return To Client ☒ Disposal By Lab ☐ Archive For _____ Months

Deliverable Requested: I, II, III, IV, Other (specify)

Special Instructions/QC Requirements

Empty Kit Relinquished by:	Date	Time	Method of Shipment:

Relinquished by	Date/Time	Company	Received by	Date/Time	Company
[signature]	7/30/24 700		[signature]	7-30-24 7:00	
[signature]	7-30-24 9:00		[signature]	07 30 24 0900	Eurofins

Custody Seals Intact: Δ Yes Δ No	Custody Seal No	Cooler Temperature(s) °C and Other Remarks: #2665 1.8°C

3080 Presidential Dr
Atlanta, GA 30340
Phone (770) 457-8177

Chain of Custody Record

eurofins | Environment Testing

Client Information	Sampler: Zain Webb	Lab PM: David Fuller / Phone 770-344-8986	Carrier Tracking No(s):	COC No:
Client Contact: Kip Gray	Phone: 404-434-2074	E-Mail: David Fuller@et eurofinsus com	State of Origin: GA	Page: Page 2 of 2
Company: Geosyntec Consultants Inc	PWSID:			Job #:
Address: 1255 Roberts Blvd, NW Suite 200	Due Date Requested:			
City: Kennesaw	TAT Requested (days): RUSH / 1 Day TAT			
State, Zip: GA, 30144	Compliance Project: Δ Yes Δ No			
Phone:	Lab Project #: 70500911 (DO NOT REMOVE)			
Email: Kip Gray@Geosyntec.com	PO #: 100061163			
Project Name: Plant Hammond	Project #: GW6581G			
Task Code: Task Code#:	SSOW#:			

Analysis Requested

Preservation Codes: D - HNO3

Other:

Sample Identification	Sample Date	Sample Time	Sample Type (C=comp, G=grab)	Matrix (W=water, S=solid, O=waste/oil, BT=Tissue, A=Air)	Field Filtered Sample (Yes or No)	Perform MS/MSD (Yes or No)	6010C - Total Boron	6020B - Total Arsenic and Iron	6020B - Total Iron and Molybdenum		6010D - Dissolved Boron - Field Filtered (FF)	6020B - Dissolved Arsenic and Iron (FF)	6020B - Dissolved Iron and Molybdenum (FF)	Total Number of containers	Special Instructions/Note:
			Preservation Code:				D	D	D		D	D	D		
HAM-PT-14-07-29-FIL-12	7/29/24	1200	G	W	Yes	No	—	—	—		X	X	—		
HAM-PT-14-07-29-UNF-12	7/29/24	1200	G	W	No	2	X	X	—		—	—	—		
HAM-PT-14-07-29-FIL-13	7/29/24	1300	G	W	Y	2	—	—	—		X	X	—		
HAM-PT-14-07-29-UNF-13	7/29/24	1300	G	W	N	2	X	X	—		—	—	—		
HAM-PT-14-07-29-FIL-15	7/29/24	1500	G	W	Y	2	—	—	—		X	X	—		
HAM-PT-14-07-29-UNF-15	7/29/24	1500	G	W	N	2	X	X	—		—	—	—		

ZW 7/29/24

Possible Hazard Identification
☐ Non-Hazard ☐ Flammable ☐ Skin Irritant ☐ Poison B ☒ Unknown ☐ Radiological

Sample Disposal (A fee may be assessed if samples are retained longer than 1 month)
☐ Return To Client ☒ Disposal By Lab ☐ Archive For _____ Months

Deliverable Requested I, II, III, IV, Other (specify)

Special Instructions/QC Requirements

Empty Kit Relinquished by:	Date	Time	Method of Shipment

Relinquished by:	Date/Time:	Company	Received by:	Date/Time:	Company
				7-30-24 7:00	
Relinquished by:	Date/Time: 7-30-24 9:00	Company	Received by:	Date/Time:	Company
Relinquished by:	Date/Time:	Company	Received by:	Date/Time	Company

Custody Seals Intact: Δ Yes Δ No

Custody Seal No.:

Cooler Temperature(s) °C and Other Remarks:

Job Narrative
705-2983-1

Analytical test results meet all requirements of the associated regulatory program listed on the Accreditation/Certification Summary Page unless otherwise noted under the individual analysis. Data qualifiers and/or narrative comments are included to explain any exceptions, if applicable.

- Matrix QC may not be reported if insufficient sample is provided or site-specific QC samples were not submitted. In these situations, to demonstrate precision and accuracy at a batch level, a LCS/LCSD may be performed, unless otherwise specified in the method.
- Surrogate and/or isotope dilution analyte recoveries (if applicable) which are outside of the QC window are confirmed unless attributed to a dilution or otherwise noted in the narrative.

Receipt
The samples were received on 7/ 0/2024 9:00 AM. Unless otherwise noted below, the samples arrived in good condition, and, where required, properly preserved and on ice. The temperature of the cooler at receipt time was 1.8°C.

Metals
Method 020 - Total ecoverable: The matrix spi e / matrix spi e duplicate (MS/MSD) recoveries and precision for preparation batch 705-5 5 and analytical batch 705-5844 was outside control limits. Sample matrix interference is suspected.

No additional analytical or quality issues were noted, other than those described above or in the Definitions/ Glossary page.

Client Sample Results

l ient Gs noyct Gu l ot yaiGPt Gy lt u
r jo/nuGHea: r iPt GmPd d ot .

Job ID: 705-1392-C

Client Sample ID: PT3 -4F-07-07-18-r IL-T3

Lab Sample ID: 705-18HA-M

Date Cclledte/ : 072182 1v 08:05

3 atxiW o atex

Date Redei9e/ : 072A02 1v 08:00

3 ethc/ : So Hv6 60MDD - 3 etals (IC4) - Disscl9e/

Tnalyte	Result	Qualifiex	RL	3 DL	Unit	D	4xepaxe/	Tnalyze/	Dil r ad
Bcxcn, Disscl9e/	0.5v		04060	0401g	d LS3			07S20S16 C2:C7	C

3 ethc/ : So Hv6 6010B - 3 etals (IC423 S) - Disscl9e/

Tnalyte	Result	Qualifiex	RL	3 DL	Unit	D	4xepaxe/	Tnalyze/	Dil r ad
Txsenid, Disscl9e/	0.055		040050	0400C2	d LS3			07S20S16 Cg:6g	C
Ixcn, Disscl9e/	6.v		04060	040C9	d LS3			07S20S16 Cg:6g	C

Client Sample Results

l ient Gs noyct Gu l ot yaiGt Gy lt u
r jo/nuGHea: r iPt GmPd d ot .

Job ID: 705-1392-C

Client Sample ID: PT3 -4F-07-07-18-UNr -T3

Lab Sample ID: 705-18HA-1

Date Cclledte/ : 072182 1v 08:05

3 atxiW o atex

Date Redei9e/ : 072A02 1v 08:00

3 ethc/ : So Hv6 60MDD - 3 etals (IC4)

Tnalyte	Result	Qualifiex	RL	3 DL	Unit	D	4xepaxe/	Tnalyze/	Dil r ad
Bcxcn	0.60		0.060	0.01g	d LS3		07S20S16 CC:C3	07S20S16 Cg:C5	C

3 ethc/ : So Hv6 6010B - 3 etals (IC4 23 S) - Fctal Redc9exable

Tnalyte	Result	Qualifiex	RL	3 DL	Unit	D	4xepaxe/	Tnalyze/	Dil r ad
Txsenid	0.MA		0.0050	0.00C2	d LS3		07S20S16 CC:CC	07S20S16 C7:66	C
Ixcn	16		0.060	0.0C9	d LS3		07S20S16 CC:CC	07S20S16 C7:66	C

Client Sample Results

l ient Gs noyct Gu l ot yaiGPt Gy lt u
r jo/nuGHeGa: r iPt GmPd d ot .

Job ID: 705-1392-C

Client Sample ID: PT3 -4F-Mv-07-18-r IL-T3

Date Cclledte/ : 072182 1v 08:05
Date Redei9e/ : 072A02 1v 08:00

Lab Sample ID: 705-18HA-A

3 atxiW o atex

3 ethc/ : So Hv6 60MDD - 3 etals (IC4) - Disscl9e/

Tnalyte	Result	Qualifiex	RL	3 DL	Unit	D	4xepaxe/	Tnalyze/	Dil r ad
Bcxcn, Disscl9e/	0.57		04060	0401g	d LS3			07S20S16 C2:10	C

3 ethc/ : So Hv6 6010B - 3 etals (IC423 S) - Disscl9e/

Tnalyte	Result	Qualifiex	RL	3 DL	Unit	D	4xepaxe/	Tnalyze/	Dil r ad
Txsenid, Disscl9e/	0.MA		040050	0400C2	d LS3			07S20S16 Cg:63	C
Ixcn, Disscl9e/	M6		0460	04C9	d LS3			07S20S16 C9:12	C0

Client Sample Results

l ient Gs noyct Gu l ot yaiGPt Gy lt u
r jo/nuGHea: r iPt GmPd d ot .

Job ID: 705-1392-C

Client Sample ID: PT3 -4F-Mv-07-18-UNr -T3

Lab Sample ID: 705-18HA-v

Date Cclledte/ : 072182 1v 08:05

3 atxiW o atex

Date Redei9e/ : 072A02 1v 08:00

3 ethc/ : So Hv6 60MDD - 3 etals (IC4)

Tnalyte	Result	Qualifiex	RL	3 DL	Unit	D	4xepaxe/	Tnalyze/	Dil r ad
Bcxcn	0.61		0400 60	0401g	d LS3		07S20S16 CC:C3	07S20S16 Cg:16	C

3 ethc/ : So Hv6 6010B - 3 etals (IC423 S) - Fctal Redc9exable

Tnalyte	Result	Qualifiex	RL	3 DL	Unit	D	4xepaxe/	Tnalyze/	Dil r ad
Txsenid	0.10		0400 50	0400C2	d LS3		07S20S16 CC:CC	07S20S16 C7:6g	C
Ixcn	51		0460	04C9	d LS3		07S20S16 CC:CC	07S20S16 C9:1g	C0

Eajofe y AGPt GP

Client Sample Results

l ient Gs noyct Gu l ot yaiGt Gy lt u
r jo/nuGHea: r iPt GmPd d ot .

Job ID: 705-1392-C

Client Sample ID: PT3 -4F-07-07-18-r IL-43

Lab Sample ID: 705-18HA-5

Date Cclledte/ : 072182 1v MHvA

3 atxiW o atex

Date Redei9e/ : 072A02 1v 08:00

3 ethc/ : So Hv6 60MDD - 3 etals (IC4) - Disscl9e/

Tnalyte	Result	Qualifiex	RL	3 DL	Unit	D	4xepaxe/	Tnalyze/	Dil r ad
Bcxcn, Disscl9e/	0.5v		04060	0401g	d LS3			07S20S16 C2:12	C

3 ethc/ : So Hv6 6010B - 3 etals (IC423 S) - Disscl9e/

Tnalyte	Result	Qualifiex	RL	3 DL	Unit	D	4xepaxe/	Tnalyze/	Dil r ad
Txsenid, Disscl9e/	0.0HH		040050	0400C2	d LS3			07S20S16 Cg:5C	C
Ixcn, Disscl9e/	MI		04060	040C9	d LS3			07S20S16 Cg:5C	C

Client Sample Results

l ient Gs noyct Gu l ot yaiGPt Gy lt u
r jo/nuGHea: r iPt GmPd d ot .

Job ID: 705-1392-C

Client Sample ID: PT3 -4F-07-07-18-UNr -43

Lab Sample ID: 705-18HA-6

Date Ccllectte/ : 072182 1v MHtvA

3 atxiW o atex

Date Redei9e/ : 072A02 1v 08:00

3 ethc/ : So Hv6 60MDD - 3 etals (IC4)

Tnalyte	Result	Qualifiex	RL	3 DL	Unit	D	4xepaxe/	Tnalyze/	Dil r ad
Bcxcn	0.56		04060	0401g	d LS3		07S20S16 CC:C3	07S20S16 Cg:0C	C

3 ethc/ : So Hv6 6010B - 3 etals (IC423 S) - Fctal Redc9exable

Tnalyte	Result	Qualifiex	RL	3 DL	Unit	D	4xepaxe/	Tnalyze/	Dil r ad
Txsenid	0.MA		040050	0400C2	d LS3		07S20S16 CC:CC	07S20S16 C7:63	C
Ixcn	1A		04060	040C9	d LS3		07S20S16 CC:CC	07S20S16 C7:63	C

Client Sample Results

Client Sample ID: PT3 -4F-Mv-07-18-r IL-43

Lab Sample ID: 705-18HA-7

Date Cclledte/ : 072182 1v MH:AA

3 atxiW o atex

Date Redei9e/ : 072A02 1v 08:00

3 ethc/ : So Hv6 60MDD - 3 etals (IC4) - Disscl9e/

Tnalyte	Result	Qualifiex	RL	3 DL	Unit	D	4xepaxe/	Tnalyze/	Dil r ad
Bcxcn, Disscl9e/	0.AH		04060	0401g	d LS3			07S20S16 C2:1g	C

3 ethc/ : So Hv6 6010B - 3 etals (IC423 S) - Disscl9e/

Tnalyte	Result	Qualifiex	RL	3 DL	Unit	D	4xepaxe/	Tnalyze/	Dil r ad
Txsenid, Disscl9e/	0.0MI		040050	0400C2	d LS3			07S20S16 Cg:52	C
Ixcn, Disscl9e/	70		0460	04C9	d LS3			07S20S16 C7:10	C0

Client Sample Results

l ient Gs noyct Gu l ot yaiGPt Gy lt u
r jo/nuGHea: r iPt GmPd d ot .

Job ID: 705-1392-C

Client Sample ID: PT3 -4F-Mv-07-18-UNr -43

Lab Sample ID: 705-18HA-H

Date Cclledte/ : 072182 1v MH:AA

3 atxiW o atex

Date Redei9e/ : 072A02 1v 08:00

3 ethc/ : So Hv6 60MDD - 3 etals (IC4)

Tnalyte	Result	Qualifiex	RL	3 DL	Unit	D	4xepaxe/	Tnalyze/	Dil r ad
Bcxcn	0.vA		0460	0401g	d LS3		07S20S16 CC:C3	07S20S16 Cg:17	C

3 ethc/ : So Hv6 6010B - 3 etals (IC423 S) - Fctal Redc9exable

Tnalyte	Result	Qualifiex	RL	3 DL	Unit	D	4xepaxe/	Tnalyze/	Dil r ad
Txsenid	0.085		040050	0400C2	d LS3		07S20S16 CC:CC	07S20S16 C7:5g	C
Ixcn	MMD		0460	04C9	d LS3		07S20S16 CC:CC	07S20S16 C9:02	C0

Client Sample Results

l ient Gs noyct Gu l ot yaiGPt Gy lt u
r jo/nuGHea: r iPt GmPd d ot .

Job ID: 705-1392-C

Client Sample ID: PT3 -4F-Mv-07-18-r IL-M1

Lab Sample ID: 705-18HA-8

Date Cclledte/ : 072182 1v M1:00

3 atxiW o atex

Date Redei9e/ : 072A02 1v 08:00

3 ethc/ : So Hv6 60MDD - 3 etals (IC4) - Disscl9e/

Tnalyte	Result	Qualifiex	RL	3 DL	Unit	D	4xepaxe/	Tnalyze/	Dil r ad
Bcxcn, Disscl9e/	0.50		0.060	0.01g	d LS3			07S20S16 C2:13	C

3 ethc/ : So Hv6 6010B - 3 etals (IC423 S) - Disscl9e/

Tnalyte	Result	Qualifiex	RL	3 DL	Unit	D	4xepaxe/	Tnalyze/	Dil r ad
Txsenid, Disscl9e/	0.0M3		0.0050	0.00C2	d LS3			07S20S16 Cg:5g	C
Ixcn, Disscl9e/	11		0.60	0.C9	d LS3			07S20S16 C9:1C	C0

Client Sample Results

l ient Gs noyct Gu l ot yaiGPt Gy lt u
r jo/nuGHea: r iPt GmPd d ot .

Job ID: 705-1392-C

Client Sample ID: PT3 -4F-Mv-07-18-UNr -M1

Lab Sample ID: 705-18HA-M0

Date Cclledte/ : 072182 1v M1:00

3 atxiW o atex

Date Redei9e/ : 072A02 1v 08:00

3 ethc/ : So Hv6 60M0D - 3 etals (IC4)

Tnalyte	Result	Qualifiex	RL	3 DL	Unit	D	4xepaxe/	Tnalyze/	Dil r ad
Bcxcn	0.v6		04060	0401g	d LS3		07S20S16 CC:C3	07S20S16 Cg:20	C

3 ethc/ : So Hv6 6010B - 3 etals (IC423 S) - Fctal Redc9exable

Tnalyte	Result	Qualifiex	RL	3 DL	Unit	D	4xepaxe/	Tnalyze/	Dil r ad
Txsenid	0.0v0		040050	0400C2	d LS3		07S20S16 CC:CC	07S20S16 C7:27	C
Ixcn	6v		0460	04C9	d LS3		07S20S16 CC:CC	07S20S16 C9:C6	C0

Client Sample Results

Client Sample ID: PT3 -4F-Mv-07-18-r IL-MA

Lab Sample ID: 705-18HA-MM

Date Cclledte/ : 072182 1v MA:00

3 atxiW o atex

Date Redei9e/ : 072A02 1v 08:00

3 ethc/ : So Hv6 60MDD - 3 etals (IC4) - Disscl9e/

Tnalyte	Result	Qualifiex	RL	3 DL	Unit	D	4xepaxe/	Tnalyze/	Dil r ad
Bcxcn, Disscl9e/	0.A6		0400 60	0401g	d LS3			07S20S16 C2:61	C

3 ethc/ : So Hv6 6010B - 3 etals (IC423 S) - Disscl9e/

Tnalyte	Result	Qualifiex	RL	3 DL	Unit	D	4xepaxe/	Tnalyze/	Dil r ad
Txsenid, Disscl9e/	0.011		0400 50	0400C2	d LS3			07S20S16 Cg:59	C
Ixcn, Disscl9e/	5A		0460	0409	d LS3			07S20S16 C7:11	C0

Client Sample Results

l ient Gs noyct Gu l ot yaiGPt Gy lt u
r jo/nuGHea: r iPt GmPd d ot .

Job ID: 705-1392-C

Client Sample ID: PT3 -4F-Mv-07-18-UNr -MA

Lab Sample ID: 705-18HA-M1

Date Ccllectte/ : 072182 1v MA:00

3 atxiW o atex

Date Redei9e/ : 072A02 1v 08:00

3 ethc/ : So Hv6 60M0D - 3 etals (IC4)

Tnalyte	Result	Qualifiex	RL	3 DL	Unit	D	4xepaxe/	Tnalyze/	Dil r ad
Bcxcn	0.v6		04060	0401g	d LS3		07S20S16 CC:C3	07S20S16 Cg:22	C

3 ethc/ : So Hv6 6010B - 3 etals (IC423 S) - Fctal Redc9exable

Tnalyte	Result	Qualifiex	RL	3 DL	Unit	D	4xepaxe/	Tnalyze/	Dil r ad
Txsenid	0.08A		040050	0400C2	d LS3		07S20S16 CC:CC	07S20S16 C7:59	C
Ixcn	M10		0460	04C9	d LS3		07S20S16 CC:CC	07S20S16 C9:05	C0

Client Sample Results

l ient Gs noyct Gu l ot yaiGPt Gy lt u
r jo/nuGHea: r iPt GmPd d ot .

Job ID: 705-1392-C

Client Sample ID: PT3 -4F-Mv-07-18-r IL-M5

Date Cclledte/ : 072182 1v M5:00
Date Redei9e/ : 072A02 1v 08:00

Lab Sample ID: 705-18HA-MA

3 atxiW o atex

3 ethc/ : So Hv6 60MDD - 3 etals (IC4) - Disscl9e/

Tnalyte	Result	Qualifiex	RL	3 DL	Unit	D	4xepaxe/	Tnalyze/	Dil r ad
Bcxcn, Disscl9e/	0.AM		0400 60	0401g	d LS3			07S20S16 C2:65	C

3 ethc/ : So Hv6 6010B - 3 etals (IC423 S) - Disscl9e/

Tnalyte	Result	Qualifiex	RL	3 DL	Unit	D	4xepaxe/	Tnalyze/	Dil r ad
Txsenid, Disscl9e/	0.010		0400 50	0400C2	d LS3			07S20S16 C7:00	C
Ixcn, Disscl9e/	75		0460	0409	d LS3			07S20S16 C7:15	C0

Client Sample Results

l ient Gs noyct Gu l ot yaiGPt Gy lt u
r jo/nuGHea: r iPt GmPd d ot .

Job ID: 705-1392-C

Client Sample ID: PT3 -4F-Mv-07-18-UNr -M5

Date Cclledte/ : 072182 1v M5:00
Date Redei9e/ : 072A02 1v 08:00

Lab Sample ID: 705-18HA-Mv

3 atxiW o atex

3 ethc/ : So Hv6 60MDD - 3 etals (IC4)

Tnalyte	Result	Qualifiex	RL	3 DL	Unit	D	4xepaxe/	Tnalyze/	Dil r ad
Bcxcn	0.A6		0400 60	0401g	d LS3		07S20S16 CC:C3	07S20S16 Cg:2g	C

3 ethc/ : So Hv6 6010B - 3 etals (IC423 S) - Fctal Redc9exable

Tnalyte	Result	Qualifiex	RL	3 DL	Unit	D	4xepaxe/	Tnalyze/	Dil r ad
Txsenid	0.08H		0400 50	0400C2	d LS3		07S20S16 CC:CC	07S20S16 C9:00	C
Ixcn	M60		0460	04C9	d LS3		07S20S16 CC:CC	07S20S16 C9:07	C0

Method: 6010D - Metals (ICP)

Lab Sample ID: MB 705-5670/1-A — **Client Sample ID: Method Blank**
Matrix: Water — **Prep Type: Total/NA**
Analysis Batch: 5777 — **Prep Batch: 5670**

Analyte	MB Result	MB Qualifier	RL	MDL	Unit	D	Prepared	Analyzed	Dil Fac
Nojot	. D		0060	0001g	d LS		07S20S16 CC:C3	07S20S16 C5:55	C

Lab Sample ID: LCS 705-5670/2-A — **Client Sample ID: Lab Control Sample**
Matrix: Water — **Prep Type: Total/NA**
Analysis Batch: 5777 — **Prep Batch: 5670**

Analyte	Spike Added	LCS Result	LCS Qualifier	Unit	D	%Rec	%Rec Limits
Nojot	C00	043g1		d LS		3g	90 - C10

Lab Sample ID: 705-2983-6 MS — **Client Sample ID: HAM-PT-07-07-29-UNF-PM**
Matrix: Water — **Prep Type: Total/NA**
Analysis Batch: 5777 — **Prep Batch: 5670**

Analyte	Sample Result	Sample Qualifier	Spike Added	MS Result	MS Qualifier	Unit	D	%Rec	%Rec Limits
Nojot	045g		C00	C52		d LS		37	75 - C15

Lab Sample ID: 705-2983-6 MSD — **Client Sample ID: HAM-PT-07-07-29-UNF-PM**
Matrix: Water — **Prep Type: Total/NA**
Analysis Batch: 5777 — **Prep Batch: 5670**

Analyte	Sample Result	Sample Qualifier	Spike Added	MSD Result	MSD Qualifier	Unit	D	%Rec	%Rec Limits	RPD	RPD Limit
Nojot	045g		C00	C55		d LS		33	75 - C15	C	10

Lab Sample ID: MB 705-5676/1-A — **Client Sample ID: Method Blank**
Matrix: Water — **Prep Type: Dissolved**
Analysis Batch: 5763

Analyte	MB Result	MB Qualifier	RL	MDL	Unit	D	Prepared	Analyzed	Dil Fac
Nojot , DeyyoivnB	. D		0060	0001g	d LS			07S20S16 C2:03	C

Lab Sample ID: LCS 705-5676/2-A — **Client Sample ID: Lab Control Sample**
Matrix: Water — **Prep Type: Dissolved**
Analysis Batch: 5763

Analyte	Spike Added	LCS Result	LCS Qualifier	Unit	D	%Rec	%Rec Limits
Nojot , DeyyoivnB	C00	C0C		d LS		C0C	90 - C10

Lab Sample ID: LCSD 705-5676/3-A — **Client Sample ID: Lab Control Sample Dup**
Matrix: Water — **Prep Type: Dissolved**
Analysis Batch: 5763

Analyte	Spike Added	LCSD Result	LCSD Qualifier	Unit	D	%Rec	%Rec Limits	RPD	RPD Limit
Nojot , DeyyoivnB	C00	0393		d LS		33	90 - C10	1	10

Method: 6020B - Metals (ICP/MS)

Lab Sample ID: MB 705-5665/1-A — **Client Sample ID: Method Blank**
Matrix: Water — **Prep Type: Total Recoverable**
Analysis Batch: 5844 — **Prep Batch: 5665**

Analyte	MB Result	MB Qualifier	RL	MDL	Unit	D	Prepared	Analyzed	Dil Fac
Ajynt eu	. D		040050	0400C2	d LS3		07S20S16 CC:CC	07S20S16 C7:22	C
Ijot	. D		04060	040C9	d LS3		07S20S16 CC:CC	07S20S16 C7:22	C

Lab Sample ID: LCS 705-5665/2-A — **Client Sample ID: Lab Control Sample**
Matrix: Water — **Prep Type: Total Recoverable**
Analysis Batch: 5844 — **Prep Batch: 5665**

Analyte	Spike Added	LCS Result	LCS Qualifier	Unit	D	%Rec	%Rec Limits
Ajynt eu	04000	040975		d LS3		97	90 - C10
Ijot	C400	C402		d LS3		C02	90 - C10

Lab Sample ID: 705-2983-10 MS — **Client Sample ID: HAM-PT-14-07-29-UNF-12**
Matrix: Water — **Prep Type: Total Recoverable**
Analysis Batch: 5844 — **Prep Batch: 5665**

Analyte	Sample Result	Sample Qualifier	Spike Added	MS Result	MS Qualifier	Unit	D	%Rec	%Rec Limits
Ajynt eu	04067	J	04000	04C15		d LS3		79	75 - C15

Lab Sample ID: 705-2983-10 MS — **Client Sample ID: HAM-PT-14-07-29-UNF-12**
Matrix: Water — **Prep Type: Total Recoverable**
Analysis Batch: 5844 — **Prep Batch: 5665**

Analyte	Sample Result	Sample Qualifier	Spike Added	MS Result	MS Qualifier	Unit	D	%Rec	%Rec Limits
Ijot	g6		C400	g64C	6	d LS3		C	75 - C15

Lab Sample ID: 705-2983-10 MSD — **Client Sample ID: HAM-PT-14-07-29-UNF-12**
Matrix: Water — **Prep Type: Total Recoverable**
Analysis Batch: 5844 — **Prep Batch: 5665**

Analyte	Sample Result	Sample Qualifier	Spike Added	MSD Result	MSD Qualifier	Unit	D	%Rec	%Rec Limits	RPD	RPD Limit
Ajynt eu	04067	J	04000	04C1C	FC	d LS3		76	75 - C15	2	10

Lab Sample ID: 705-2983-10 MSD — **Client Sample ID: HAM-PT-14-07-29-UNF-12**
Matrix: Water — **Prep Type: Total Recoverable**
Analysis Batch: 5844 — **Prep Batch: 5665**

Analyte	Sample Result	Sample Qualifier	Spike Added	MSD Result	MSD Qualifier	Unit	D	%Rec	%Rec Limits	RPD	RPD Limit
Ijot	g6		C400	gg45	6	d LS3		12g	75 - C15	6	10

Lab Sample ID: MB 705-5674/1-A — **Client Sample ID: Method Blank**
Matrix: Water — **Prep Type: Dissolved**
Analysis Batch: 5845

Analyte	MB Result	MB Qualifier	RL	MDL	Unit	D	Prepared	Analyzed	Dil Fac
Ajynt eu, Deyyoivn B	. D		040050	0400C2	d LS3			07S20S16 Cg:60	C
Ijot , Deyyoivn B	. D		04060	040C9	d LS3			07S20S16 Cg:60	C

Method: 6020B - Metals (ICP/MS) (Continued)

Lab Sample ID: LCS 705-5674/2-A
Matrix: Water
Analysis Batch: 5845

Client Sample ID: Lab Control Sample
Prep Type: Dissolved

Analyte			Spike Added	LCS Result	LCS Qualifier	Unit	D	%Rec	%Rec Limits		
Ajynt eu, Deyyoivn B			04C00	04031C		d LS3		31	90 - C10		
Ijot , Deyyoivn B			C400	C400		d LS3		C00	90 - C10		

Lab Sample ID: LCSD 705-5674/3-A
Matrix: Water
Analysis Batch: 5845

Client Sample ID: Lab Control Sample Dup
Prep Type: Dissolved

Analyte			Spike Added	LCSD Result	LCSD Qualifier	Unit	D	%Rec	%Rec Limits	RPD	RPD Limit
Ajynt eu, Deyyoivn B			04C00	040326		d LS3		32	90 - C10	C	10
Ijot , Deyyoivn B			C400	04319		d LS3		32	90 - C10	9	10

Lab Chronicle

Client: Geosyntec Consultants Inc
j /oSctHite: j lant d aA A onB

Job ID: 705-126P-r

Client Sample ID: HAM-PT-13-13-07-4IL-AM

Lab Sample ID: 31F-0758-x

Date Collecte/ : 132072 0R 17:1F
Date v ecei9e/ : 132812 0R 17:11

MatriW d ater

Prep Type	Batch Type	Batch Metho/	v un	Dilution 4actor	Batch Number	Analyst	Lab	Prepare/ or Analyze/
Dissol9eB	3nalysis	E0r 0D		r	57EP	D3T	LLv 3v4	07HP0H1p r P:r 7
Dissol9eB	3nalysis	E010T		r	56p5	3D	LLv 3v4	07HP0H1p r E:pE

Client Sample ID: HAM-PT-13-13-07-UN4-AM

Lab Sample ID: 31F-0758-0

Date Collecte/ : 132072 0R 17:1F
Date v ecei9e/ : 132812 0R 17:11

MatriW d ater

Prep Type	Batch Type	Batch Metho/	v un	Dilution 4actor	Batch Number	Analyst	Lab	Prepare/ or Analyze/
votalHR3	j /eN	P0r 03			5E70	T4	LLv 3v4	07HP0H1p r r :r 2
votalHR3	3nalysis	E0r 0D		r	5777	D3T	LLv 3v4	07HP0H1p r E:r 5
vot al 8 eco9e/able	j /eN	P0053			5EE5	T4	LLv 3v4	07HP0H1p r r :r r
vot al 8 eco9e/able	3nalysis	E010T		r	56pp	3D	LLv 3v4	07HP0H1p r 7:pp

Client Sample ID: HAM-PT-xR-13-07-4IL-AM

Lab Sample ID: 31F-0758-8

Date Collecte/ : 132072 0R 17:1F
Date v ecei9e/ : 132812 0R 17:11

MatriW d ater

Prep Type	Batch Type	Batch Metho/	v un	Dilution 4actor	Batch Number	Analyst	Lab	Prepare/ or Analyze/
Dissol9eB	3nalysis	E0r 0D		r	57EP	D3T	LLv 3v4	07HP0H1p r P:10
Dissol9eB	3nalysis	E010T		r	56p5	3D	LLv 3v4	07HP0H1p r E:p2
Dissol9eB	3nalysis	E010T		r 0	56p5	3D	LLv 3v4	07HP0H1p r 6:1P

Client Sample ID: HAM-PT-xR-13-07-UN4-AM

Lab Sample ID: 31F-0758-R

Date Collecte/ : 132072 0R 17:1F
Date v ecei9e/ : 132812 0R 17:11

MatriW d ater

Prep Type	Batch Type	Batch Metho/	v un	Dilution 4actor	Batch Number	Analyst	Lab	Prepare/ or Analyze/
votalHR3	j /eN	P0r 03			5E70	T4	LLv 3v4	07HP0H1p r r :r 2
votalHR3	3nalysis	E0r 0D		r	5777	D3T	LLv 3v4	07HP0H1p r E:1p
vot al 8 eco9e/able	j /eN	P0053			5EE5	T4	LLv 3v4	07HP0H1p r r :r r
vot al 8 eco9e/able	3nalysis	E010T		r	56pp	3D	LLv 3v4	07HP0H1p r 7:pE
vot al 8 eco9e/able	j /eN	P0053			5EE5	T4	LLv 3v4	07HP0H1p r r :r r
vot al 8 eco9e/able	3nalysis	E010T		r 0	56pp	3D	LLv 3v4	07HP0H1p r 6:1E

Client Sample ID: HAM-PT-13-13-07-4IL-PM

Lab Sample ID: 31F-0758-F

Date Collecte/ : 132072 0R x5:R8
Date v ecei9e/ : 132812 0R 17:11

MatriW d ater

Prep Type	Batch Type	Batch Metho/	v un	Dilution 4actor	Batch Number	Analyst	Lab	Prepare/ or Analyze/
Dissol9eB	3nalysis	E0r 0D		r	57EP	D3T	LLv 3v4	07HP0H1p r P:1P
Dissol9eB	3nalysis	E010T		r	56p5	3D	LLv 3v4	07HP0H1p r E:5r

Lab Chronicle

Client: Geosyntec Consultants Inc
j /oSctHnite: j lant d aA A onB

Job ID: 705-126P-r

Client Sample ID: HAM-PT-13-13-07-UN4-PM — Lab Sample ID: 31F-0758-6

Date Collecte/ : 132 07 20R x5:R8 — **MatriW d ater**
Date v ecei9e/ : 132 8 12 0R 17:11

Prep Type	Batch Type	Batch Metho/	v un	Dilution 4actor	Batch Number	Analyst	Lab	Prepare/ or Analyze/
votalHR3	j /eN	P0r 03			5E70	T4	LLv 3v4	07HP0H1p rr :r 2
votalHR3	3nalysis	E0r 0D		r	5777	D3T	LLv 3v4	07HP0H1p r E:0r
votal 8 eco9e/able	j /eN	P0053			5EE5	T4	LLv 3v4	07HP0H1p rr :rr
votal 8 eco9e/able	3nalysis	E010T		r	56pp	3D	LLv 3v4	07HP0H1p r 7:p2

Client Sample ID: HAM-PT-xR-13-07-4IL-PM — Lab Sample ID: 31F-0758-3

Date Collecte/ : 132 07 20R x5:88 — **MatriW d ater**
Date v ecei9e/ : 132 8 12 0R 17:11

Prep Type	Batch Type	Batch Metho/	v un	Dilution 4actor	Batch Number	Analyst	Lab	Prepare/ or Analyze/
Dissol9eB	3nalysis	E0r 0D		r	57EP	D3T	LLv 3v4	07HP0H1p r P:1E
Dissol9eB	3nalysis	E010T		r	56p5	3D	LLv 3v4	07HP0H1p r E:5P
Dissol9eB	3nalysis	E010T		r 0	56p5	3D	LLv 3v4	07HP0H1p r 7:10

Client Sample ID: HAM-PT-xR-13-07-UN4-PM — Lab Sample ID: 31F-0758-5

Date Collecte/ : 132 07 20R x5:88 — **MatriW d ater**
Date v ecei9e/ : 132 8 12 0R 17:11

Prep Type	Batch Type	Batch Metho/	v un	Dilution 4actor	Batch Number	Analyst	Lab	Prepare/ or Analyze/
votalHR3	j /eN	P0r 03			5E70	T4	LLv 3v4	07HP0H1p rr :r 2
votalHR3	3nalysis	E0r 0D		r	5777	D3T	LLv 3v4	07HP0H1p r E:17
votal 8 eco9e/able	j /eN	P0053			5EE5	T4	LLv 3v4	07HP0H1p rr :rr
votal 8 eco9e/able	3nalysis	E010T		r	56pp	3D	LLv 3v4	07HP0H1p r 7:5E
votal 8 eco9e/able	j /eN	P0053			5EE5	T4	LLv 3v4	07HP0H1p rr :rr
votal 8 eco9e/able	3nalysis	E010T		r 0	56pp	3D	LLv 3v4	07HP0H1p r 6:0P

Client Sample ID: HAM-PT-xR-13-07-4IL-x0 — Lab Sample ID: 31F-0758-7

Date Collecte/ : 132 07 20R x0:11 — **MatriW d ater**
Date v ecei9e/ : 132 8 12 0R 17:11

Prep Type	Batch Type	Batch Metho/	v un	Dilution 4actor	Batch Number	Analyst	Lab	Prepare/ or Analyze/
Dissol9eB	3nalysis	E0r 0D		r	57EP	D3T	LLv 3v4	07HP0H1p r P:12
Dissol9eB	3nalysis	E010T		r	56p5	3D	LLv 3v4	07HP0H1p r E:5E
Dissol9eB	3nalysis	E010T		r 0	56p5	3D	LLv 3v4	07HP0H1p r 6:1r

Client Sample ID: HAM-PT-xR-13-07-UN4-x0 — Lab Sample ID: 31F-0758-x1

Date Collecte/ : 132 07 20R x0:11 — **MatriW d ater**
Date v ecei9e/ : 132 8 12 0R 17:11

Prep Type	Batch Type	Batch Metho/	v un	Dilution 4actor	Batch Number	Analyst	Lab	Prepare/ or Analyze/
votalHR3	j /eN	P0r 03			5E70	T4	LLv 3v4	07HP0H1p rr :r 2
votalHR3	3nalysis	E0r 0D		r	5777	D3T	LLv 3v4	07HP0H1p r E:P0
votal 8 eco9e/able	j /eN	P0053			5EE5	T4	LLv 3v4	07HP0H1p rr :rr
votal 8 eco9e/able	3nalysis	E010T		r	56pp	3D	LLv 3v4	07HP0H1p r 7:P7

Lab Chronicle

Client: Geosyntec Consultants Inc
j /oSctHite: j lant d aA A onB

Job ID: 705-126P-r

Client Sample ID: HAM-PT-xR-13-07-UN4-x0

Lab Sample ID: 31F-0758-x1

Date Collecte/ : 132 072 0R x0:11
Date v ecei9e/ : 132 812 0R 17:11

MatriW d ater

Prep Type	Batch Type	Batch Metho/	v un	Dilution 4actor	Batch Number	Analyst	Lab	Prepare/ or Analyze/
votal 8 eco9e/able	j /eN	P0053			5EE5	T4	LLv 3v4	07HP0H p rr :rr
votal 8 eco9e/able	3 nalysis	E010T		r 0	56pp	3 D	LLv 3v4	07HP0H p r 6:r p

Client Sample ID: HAM-PT-xR-13-07-4IL-x8

Lab Sample ID: 31F-0758-xx

Date Collecte/ : 132 072 0R x8:11
Date v ecei9e/ : 132 812 0R 17:11

MatriW d ater

Prep Type	Batch Type	Batch Metho/	v un	Dilution 4actor	Batch Number	Analyst	Lab	Prepare/ or Analyze/
Dissol9eB	3 nalysis	E0r 0D		r	57EP	D3 T	LLv 3v4	07HP0H p r P:p1
Dissol9eB	3 nalysis	E010T		r	56p5	3 D	LLv 3v4	07HP0H p r E:56
Dissol9eB	3 nalysis	E010T		r 0	56p5	3 D	LLv 3v4	07HP0H p r 7:11

Client Sample ID: HAM-PT-xR-13-07-UN4-x8

Lab Sample ID: 31F-0758-x0

Date Collecte/ : 132 072 0R x8:11
Date v ecei9e/ : 132 812 0R 17:11

MatriW d ater

Prep Type	Batch Type	Batch Metho/	v un	Dilution 4actor	Batch Number	Analyst	Lab	Prepare/ or Analyze/
votalHR3	j /eN	P0r 03			5E70	T4	LLv 3v4	07HP0H p rr :r 2
votalHR3	3 nalysis	E0r 0D		r	5777	D3 T	LLv 3v4	07HP0H p r E:PP
vota 8 eco9e/able	j /eN	P0053			5EE5	T4	LLv 3v4	07HP0H p rr :rr
vota 8 eco9e/able	3 nalysis	E010T		r	56pp	3 D	LLv 3v4	07HP0H p r 7:56
vota 8 eco9e/able	j /eN	P0053			5EE5	T4	LLv 3v4	07HP0H p rr :rr
vota 8 eco9e/able	3 nalysis	E010T		r 0	56pp	3 D	LLv 3v4	07HP0H p r 6:05

Client Sample ID: HAM-PT-xR-13-07-4IL-xF

Lab Sample ID: 31F-0758-x8

Date Collecte/ : 132 072 0R xF:11
Date v ecei9e/ : 132 812 0R 17:11

MatriW d ater

Prep Type	Batch Type	Batch Metho/	v un	Dilution 4actor	Batch Number	Analyst	Lab	Prepare/ or Analyze/
Dissol9eB	3 nalysis	E0r 0D		r	57EP	D3 T	LLv 3v4	07HP0H p r P:p5
Dissol9eB	3 nalysis	E010T		r	56p5	3 D	LLv 3v4	07HP0H p r 7:00
Dissol9eB	3 nalysis	E010T		r 0	56p5	3 D	LLv 3v4	07HP0H p r 7:15

Client Sample ID: HAM-PT-xR-13-07-UN4-xF

Lab Sample ID: 31F-0758-xR

Date Collecte/ : 132 072 0R xF:11
Date v ecei9e/ : 132 812 0R 17:11

MatriW d ater

Prep Type	Batch Type	Batch Metho/	v un	Dilution 4actor	Batch Number	Analyst	Lab	Prepare/ or Analyze/
votalHR3	j /eN	P0r 03			5E70	T4	LLv 3v4	07HP0H p rr :r 2
votalHR3	3 nalysis	E0r 0D		r	5777	D3 T	LLv 3v4	07HP0H p r E:PE
vota 8 eco9e/able	j /eN	P0053			5EE5	T4	LLv 3v4	07HP0H p rr :rr
vota 8 eco9e/able	3 nalysis	E010T		r	56pp	3 D	LLv 3v4	07HP0H p r 6:00
vota 8 eco9e/able	j /eN	P0053			5EE5	T4	LLv 3v4	07HP0H p rr :rr
vota 8 eco9e/able	3 nalysis	E010T		r 0	56pp	3 D	LLv 3v4	07HP0H p r 6:07

Lab Chronicle

Client: Geosyntec Consultants Inc
j /ostSectHnite: j lant d aA A onB

Job ID: 705-126P-r

Laboratory v eferences:

L Lv 3v4 = L u/ofins 3 tlanta, P060 j /esiBential D/, 3 tlanta, G3 P0Pp0, v L 4 (770)p57-6r 77

Accreditation/Certification Summary

Client: Geosyntec Consultants Inc
Project/Site: Plant Hammond

Job ID: 705-2983-1

Laboratory: Eurofins Atlanta

The accreditations/certifications listed below are applicable to this report.

Authority	Program	Identification Number	Expiration Date
Florida	NELAP	E87582	06-30-25

Method Summary

l ie nt Gs noyct Gu l ot yaiGPt Gy It u
r jo/nuGHea: r iPt GmPd d ot W

Job ID: 705-1392-C

Method	Method Description	Protocol	Laboratory
60C0D	MnGPiy (Il r)	H8 946	EET ATL
6010B	MnGPiy (Il r SMH)	H8 946	EET ATL
2005A	r jnpPjPGot , ToGPi Rnuovnj Pbin oj Deyyoivn WMnGPiy	H8 946	EET ATL
20C0A	r jnpPjPGot , ToGPi MnGPiy	H8 946	EET ATL

Protocol References:

H8 946 = "TnyGMnGoWy Foj EvPiaPGg HoieW8 PyGa, r hcyeuPiS hnd euPi MnGoWy", ThejWEWGot , Novnd bnj C396 At WIGy UpWPGy.

Laboratory References:

EET ATL = Eajofey AGPt GP, 2090 r jnyeWt GPi Dj, AGPt GP, s A 20240, TEL (770)457-9C77

Sample Summary

Client: Geosyntec Consultants Inc
Job ID: 705-18Pr -j
/ Solectrnite: / lant AaMMonT

Lab Sample ID	Client Sample ID	Matrix	Collected	Received
705-18Pr -j	A34 -/ F-07-07-18-LIW34	2 ateS	07m18m19 08:05	07m0m19 08:00
705-18Pr -1	A34 -/ F-07-07-18-UNL-34	2 ateS	07m18m19 08:05	07m0m19 08:00
705-18Pr -r	A34 -/ F-j 9-07-18-LIW34	2 ateS	07m18m19 08:05	07m0m19 08:00
705-18Pr -9	A34 -/ F-j 9-07-18-UNL-34	2 ateS	07m18m19 08:05	07m0m19 08:00
705-18Pr -5	A34 -/ F-07-07-18-LIW/ 4	2 ateS	07m18m19 j P:9r	07m0m19 08:00
705-18Pr -6	A34 -/ F-07-07-18-UNL-/ 4	2 ateS	07m18m19 j P:9r	07m0m19 08:00
705-18Pr -7	A34 -/ F-j 9-07-18-LIW/ 4	2 ateS	07m18m19 j P:r r	07m0m19 08:00
705-18Pr -P	A34 -/ F-j 9-07-18-UNL-/ 4	2 ateS	07m18m19 j P:r r	07m0m19 08:00
705-18Pr -8	A34 -/ F-j 9-07-18-LIWj 1	2 ateS	07m18m19 j 1:00	07m0m19 08:00
705-18Pr -j 0	A34 -/ F-j 9-07-18-UNL-j 1	2 ateS	07m18m19 j 1:00	07m0m19 08:00
705-18Pr -j j	A34 -/ F-j 9-07-18-LIWj r	2 ateS	07m18m19 j r :00	07m0m19 08:00
705-18Pr -j 1	A34 -/ F-j 9-07-18-UNL-j r	2 ateS	07m18m19 j r :00	07m0m19 08:00
705-18Pr -j r	A34 -/ F-j 9-07-18-LIWj 5	2 ateS	07m18m19 j 5:00	07m0m19 08:00
705-18Pr -j 9	A34 -/ F-j 9-07-18-UNL-j 5	2 ateS	07m18m19 j 5:00	07m0m19 08:00

Login Sample Receipt Checklist

Client: Geosyntec Consultants Inc

Job Number: 705-2983-1

Login Number: 2983

List Source: Eurofins Atlanta

List Number: 1

Creator: Pomuti, Carmen

Question	Answer	Comment
Radioactivity wasn't checked or is </= background as measured by a survey meter.	N/A	
The cooler's custody seal, if present, is intact.	N/A	Not present
Sample custody seals, if present, are intact.	N/A	
The cooler or samples do not appear to have been compromised or tampered with.	True	
Samples were received on ice.	True	
Cooler Temperature is acceptable.	True	
Cooler Temperature is recorded.	True	
COC is present.	True	
COC is filled out in ink and legible.	True	
COC is filled out with all pertinent information.	True	
Is the Field Sampler's name present on COC?	True	
There are no discrepancies between the containers received and the COC.	True	
Samples are received within Holding Time (excluding tests with immediate HTs)	True	
Sample containers have legible labels.	True	
Containers are not broken or leaking.	True	
Sample collection date/times are provided.	True	
Appropriate sample containers are used.	True	
Sample bottles are completely filled.	True	
Sample Preservation Verified.	True	
There is sufficient vol. for all requested analyses, incl. any requested MS/MSDs	N/A	
Containers requiring zero headspace have no headspace or bubble is <6mm (1/4").	N/A	
Multiphasic samples are not present.	True	
Samples do not require splitting or compositing.	True	
Residual Chlorine Checked.	N/A	

END OF REPORT

eurofins | Environment Testing

ANALYTICAL REPORT

PREPARED FOR

Attn: Kip Gray
Geosyntec Consultants Inc
1255 Roberts Blvd. NW
Suite 200
Kennesaw, Georgia 30144

Generated 7/31/2024 8:41:36 PM

JOB DESCRIPTION

Plant Hammond

JOB NUMBER

705-3073-1

Eurofins Atlanta
3080 Presidential Dr
Atlanta GA 30340

See page two for job notes and contact information.

my EOL

Eurofins Atlanta

Job Notes

The test results in this report relate only to the samples as received by the laboratory and will meet all requirements of the methodology, with any exceptions noted. This report shall not be reproduced except in full, without the express written approval of the laboratory. All questions should be directed to the Eurofins Environment Testing Southeast, LLC Project Manager.

Authorization

Generated
7/31/2024 8:41:36 PM

Authorized for release by
David Fuller, Project Manager
David.Fuller@et.eurofinsus.com
(770)344-8986

Table of Contents

Qualifiers

Metals

Qualifier	Qualifier Description
4	MS, MSD: The analyte present in the original sample is greater than 4 times the matrix spike concentration; therefore, control limits are not applicable.

Glossary

Abbreviation	These commonly used abbreviations may or may not be present in this report.
¤	Listed under the "D" column to designate that the result is reported on a dry weight basis
%R	Percent Recovery
CFL	Contains Free Liquid
CFU	Colony Forming Unit
CNF	Contains No Free Liquid
DER	Duplicate Error Ratio (normalized absolute difference)
Dil Fac	Dilution Factor
DL	Detection Limit (DoD/DOE)
DL, RA, RE, IN	Indicates a Dilution, Re-analysis, Re-extraction, or additional Initial metals/anion analysis of the sample
DLC	Decision Level Concentration (Radiochemistry)
EDL	Estimated Detection Limit (Dioxin)
LOD	Limit of Detection (DoD/DOE)
LOQ	Limit of Quantitation (DoD/DOE)
MCL	EPA recommended "Maximum Contaminant Level"
MDA	Minimum Detectable Activity (Radiochemistry)
MDC	Minimum Detectable Concentration (Radiochemistry)
MDL	Method Detection Limit
ML	Minimum Level (Dioxin)
MPN	Most Probable Number
MQL	Method Quantitation Limit
NC	Not Calculated
ND	Not Detected at the reporting limit (or MDL or EDL if shown)
NEG	Negative / Absent
POS	Positive / Present
PQL	Practical Quantitation Limit
PRES	Presumptive
QC	Quality Control
RER	Relative Error Ratio (Radiochemistry)
RL	Reporting Limit or Requested Limit (Radiochemistry)
RPD	Relative Percent Difference, a measure of the relative difference between two points
TEF	Toxicity Equivalent Factor (Dioxin)
TEQ	Toxicity Equivalent Quotient (Dioxin)
TNTC	Too Numerous To Count

3080 Presidential Dr
Atlanta, GA 30340
Phone (770) 457-8177

Chain of Custody Record

eurofins | Environment Testing

Client Information	Sampler: Zeen W	Lab PM: David Fuller / Phone 770-344-8986	Carrier Tracking No(s):	COC No:
Client Contact: Kip Gray	Phone: 404-434-2074	E-Mail: David.Fuller@et.eurofinsus.com	State of Origin: GA	Page: Page 1 of 1
Company: Geosyntec Consultants Inc	PWSID:			Job #:
Address: 1255 Roberts Blvd, NW Suite 200	Due Date Requested:			
City: Kennesaw	TAT Requested (days): RUSH / 1 Day TAT			
State, Zip: GA, 30144	Compliance Project: Δ Yes Δ No			
Phone:	Lab Project #: 70500911 (DO NOT REMOVE)			
Email: Kip.Gray@Geosyntec.com	PO #: 100061163			
Project Name: Plant Hammond	Project #: GW6581G			
Task Code: Task Code#:	SSOW#:			

Analysis Requested

Preservation Codes: D - HNO3

Other:

Sample Identification	Sample Date	Sample Time	Sample Type (C=comp, G=grab)	Matrix (W=water, S=solid, O=waste/oil, B=Tissue, A=Air)	Field Filtered Sample (Yes or No)	Perform MS/MSD (Yes or No)	6010D - Total Boron	6020B - Total Arsenic and Iron	6020B - Total Iron and Molybdenum		6010D - Dissolved Boron - Field Filtered (FF)	6020B - Dissolved Arsenic and Iron (FF)	6020B - Dissolved Iron and Molybdenum (FF)	Total Number of containers	Special Instructions/Note:
			Preservation Code:				D	D	D		D	D	D		
HAM-PT-07-07-30-UNF-AM	7/30/24	0855	G	W	No	No	X	X	–		–	–	–		
HAM-PT-07-07-30-FIL-AM	7/30/24	0855	G	W	Yes	No	–	–	–		X	X	–		
HAM-PT-14-07-30-UNF-AM	7/30/24	0905	G	W	No	No	X	X	–		–	–	–		
HAM-PT-14-07-30-FIL-AM	7/30/24	0905	G	W	Yes	No	–	–	–		X	X	–		
	24	7/30/24													

705-3073 COC

Possible Hazard Identification: ☐ Non-Hazard ☐ Flammable ☐ Skin Irritant ☐ Poison B ☒ Unknown ☐ Radiological

Sample Disposal (A fee may be assessed if samples are retained longer than 1 month): ☐ Return To Client ☒ Disposal By Lab ☐ Archive For _____ Months

Deliverable Requested: I, II, III, IV, Other (specify)

Special Instructions/QC Requirements

Empty Kit Relinquished by:	Date	Time	Method of Shipment: Courier

Relinquished by	Date/Time	Company	Received by	Date/Time	Company
Zeen Webb	7-30-24 1204			7-30 1204	eurofins
	7-30 1400	eurofins	Anna Neal	7-30-24 1600	eurofins

Custody Seals Intact: Δ Yes Δ No	Custody Seal No	Cooler Temperature(s) °C and Other Remarks: 0.8°C 2927

Job Narrative
705-3073-1

Analytical test results meet all requirements of the associated regulatory program listed on the Accreditation/Certification Summary Page unless otherwise noted under the individual analysis. Data qualifiers and/or narrative comments are included to explain any exceptions, if applicable.

- Matrix QC may not be reported if insufficient sample is provided or site-specific QC samples were not submitted. In these situations, to demonstrate precision and accuracy at a batch level, a LCS/LCSD may be performed, unless otherwise specified in the method.
- Surrogate and/or isotope dilution analyte recoveries (if applicable) which are outside of the QC window are confirmed unless attributed to a dilution or otherwise noted in the narrative.

Receipt
The samples were received on 7/ 0/2024 4:00 PM. Unless otherwise noted below, the samples arrived in good condition, and, where required, properly preserved and on ice. The temperature of the cooler at receipt time was 0.8°C.

Metals
Method 020 - Total ecoverable: The matrix spi e / matrix spi e duplicate (MS/MSD) recoveries for preparation batch 705-5829 and analytical batch 705-598 was outside control limits. Sample matrix interference is suspected. The post digestion spi e passed.

No additional analytical or quality issues were noted, other than those described above or in the Definitions/ Glossary page.

Client Sample Results

9 2Ci e n l ot G- e- s 9 oi t y 2ci e t li s
ua ol Psej G e : u 2ci e/ cS S oi H

Job ID: 705-1071-3

Client Sample ID: HAM-PT-07-07-10-3 4 F-AM

Lab Sample ID: 705-1071-8

Date Collected: 07/10/2v 09:55

Matrix: Water

Date Receihed: 07/10/2v 86:00

Met(od: SW9v6 6080D - Metals)ICP.

Analzte	Result	Qualifier	RL	MDL	3 nit	D	Prepared	AnalzUed	Dil Fac
Boron	0y62		0r0d0	0r0. 4	S 6rg		07r13r. d 0L:d1	07r13r. d 3d:38	3

Met(od: SW9v6 6020B - Metals)ICP/MS. - Total Recoherable

Analzte	Result	Qualifier	RL	MDL	3 nit	D	Prepared	AnalzUed	Dil Fac
Arsenic	0y89		0r0050	0r0031	S 6rg		07r13r. d 0L:d1	07r13r. d 35:d1	3
Iron	18		0r0d0	0r038	S 6rg		07r13r. d 0L:d1	07r13r. d 35:d1	3

Client Sample Results

9 2Ci e n l ot G l e s 9 oi t y 2 ci e t li s
ua o P s e j G e : u 2 ci e / c S S oi H

Job ID: 705-1071-3

Client Sample ID: HAM-PT-07-07-10-FIL-AM

Lab Sample ID: 705-1071-2

Date Collected: 07/10/2v 09:55

Matrix: Water

Date Receihed: 07/10/2v 86:00

Met(od: SW9v6 6080D - Metals)ICP. - Dissolhed

Analzte	Result	Qualifier	RL	MDL	3 nit	D	Prepared	AnalzUed	Dil Fac
Boron, Dissolhed	0y57		0r0d0	0r0. 4	S 6rg			07r13r. d 35:. 4	3

Met(od: SW9v6 6020B - Metals)ICP/MS. - Dissolhed

Analzte	Result	Qualifier	RL	MDL	3 nit	D	Prepared	AnalzUed	Dil Fac
Arsenic, Dissolhed	0y0N8		0r0050	0r0031	S 6rg			07r13r. d 3d:. 5	3
Iron, Dissolhed	82		0r0d0	0r038	S 6rg			07r13r. d 3d:. 5	3

Eyaof Ct Ae2ci ec

Client Sample Results

Client Sample ID: HAM-PT-8v-07-10-3 4 F-AM

Lab Sample ID: 705-1071-1

Date Collected: 07/10/2v 0N:05

Matrix: Water

Date Receihed: 07/10/2v 86:00

Met(od: SW9v6 6080D - Metals)ICP.

Analzte	Result	Qualifier	RL	MDL	3 nit	D	Prepared	AnalzUed	Dil Fac
Boron	0y61		0r0d0	0r0. 4	S 6rg		07r13r. d 0L:d1	07r13r. d 3d:1d	3

Met(od: SW9v6 6020B - Metals)ICP/MS. - Total Recoherable

Analzte	Result	Qualifier	RL	MDL	3 nit	D	Prepared	AnalzUed	Dil Fac
Arsenic	0y051		0r0050	0r0031	S 6rg		07r13r. d 0L:d1	07r13r. d 35:1.	3
Iron	25		0r0d0	0r038	S 6rg		07r13r. d 0L:d1	07r13r. d 35:1.	3

Client Sample Results

9 2Ci e n l ot G l e s 9 o i t y 2 c i e t l i s
u æ o P s e j G e : u 2 c i e / c S S o i H

Job ID: 705-1071-3

Client Sample ID: HAM-PT-8v-07-10-FIL-AM

Lab Sample ID: 705-1071-v

Date Collected: 07/10/2v 0N:05

Matrix: Water

Date Receihed: 07/10/2v 86:00

Met(od: SW9v6 6080D - Metals)ICP. - Dissolhed

Analzte	Result	Qualifier	RL	MDL	3 nit	D	Prepared	AnalzUed	Dil Fac
Boron, Dissolhed	0y59		0r0d0	0r0. 4	S 6rg			07r13r. d 35:. L	3

Met(od: SW9v6 6020B - Metals)ICP/MS. - Dissolhed

Analzte	Result	Qualifier	RL	MDL	3 nit	D	Prepared	AnalzUed	Dil Fac
Arsenic, Dissolhed	0y01v		0r0050	0r0031	S 6rg			07r13r. d 3d:. 7	3
Iron, Dissolhed	8N		0r0d0	0r038	S 6rg			07r13r. d 3d:. 7	3

QC Sample Results

Client: Geosyntec Consultants Inc
Project/Site: Plant Hammond

Job ID: 705-1071-8

Method: 6010D - Metals (ICP)

Lab Sample ID: MB 705-5830/1-A — **Client Sample ID: Method Blank**
Matrix: Water — **Prep Type: Total/NA**
Analysis Batch: 5965 — **Prep Batch: 5830**

Analyte	MB Result	MB Qualifier	RL	MDL	Unit	D	Prepared	Analyzed	Dil Fac
Boron	ND		0.040	0.026	mg/L		07/18/24 0, :41	07/18/24 84:82	8

Lab Sample ID: LCS 705-5830/2-A — **Client Sample ID: Lab Control Sample**
Matrix: Water — **Prep Type: Total/NA**
Analysis Batch: 5965 — **Prep Batch: 5830**

Analyte	Spike Added	LCS Result	LCS Qualifier	Unit	D	%Rec	%Rec Limits
Boron	8.00	8.06		mg/L		806	v0 - 820

Lab Sample ID: 705-3073-1 MS — **Client Sample ID: HAM-PT-07-07-30-UNF-AM**
Matrix: Water — **Prep Type: Total/NA**
Analysis Batch: 5965 — **Prep Batch: 5830**

Analyte	Sample Result	Sample Qualifier	Spike Added	MS Result	MS Qualifier	Unit	D	%Rec	%Rec Limits
Boron	0.62		8.00	8.6,		mg/L		807	75 - 825

Lab Sample ID: 705-3073-1 MSD — **Client Sample ID: HAM-PT-07-07-30-UNF-AM**
Matrix: Water — **Prep Type: Total/NA**
Analysis Batch: 5965 — **Prep Batch: 5830**

Analyte	Sample Result	Sample Qualifier	Spike Added	MSD Result	MSD Qualifier	Unit	D	%Rec	%Rec Limits	RPD	RPD Limit
Boron	0.62		8.00	8.6v		mg/L		806	75 - 825	8	20

Lab Sample ID: MB 705-5893/1-A — **Client Sample ID: Method Blank**
Matrix: Water — **Prep Type: Dissolved**
Analysis Batch: 5965

Analyte	MB Result	MB Qualifier	RL	MDL	Unit	D	Prepared	Analyzed	Dil Fac
Boron3Dissol9ed	ND		0.040	0.026	mg/L			07/18/24 85:88	8

Lab Sample ID: LCS 705-5893/2-A — **Client Sample ID: Lab Control Sample**
Matrix: Water — **Prep Type: Dissolved**
Analysis Batch: 5965

Analyte	Spike Added	LCS Result	LCS Qualifier	Unit	D	%Rec	%Rec Limits
Boron3Dissol9ed	8.00	8.01		mg/L		801	v0 - 820

Lab Sample ID: LCSD 705-5893/3-A — **Client Sample ID: Lab Control Sample Dup**
Matrix: Water — **Prep Type: Dissolved**
Analysis Batch: 5965

Analyte	Spike Added	LCSD Result	LCSD Qualifier	Unit	D	%Rec	%Rec Limits	RPD	RPD Limit
Boron3Dissol9ed	8.00	8.02		mg/L		802	v0 - 820	8	20

QC Sample Results

Client: Geosyntec Consultants Inc
Project/Site: Plant Hammond

Job ID: 705-1071-8

Method: 6020B - Metals (ICP/MS)

Lab Sample ID: MB 705-5829/1-A — **Client Sample ID: Method Blank**
Matrix: Water — **Prep Type: Total Recoverable**
Analysis Batch: 5986 — **Prep Batch: 5829**

Analyte	MB Result	MB Qualifier	RL	MDL	Unit	D	Prepared	Analyzed	Dil Fac
Arsenic	ND		0.0050	0.0081	mg/L		07/18/24 0, :41	07/18/24 85:27	8
Iron	ND		0.040	0.08v	mg/L		07/18/24 0, :41	07/18/24 85:27	8

Lab Sample ID: LCS 705-5829/2-A — **Client Sample ID: Lab Control Sample**
Matrix: Water — **Prep Type: Total Recoverable**
Analysis Batch: 5986 — **Prep Batch: 5829**

Analyte	Spike Added	LCS Result	LCS Qualifier	Unit	D	%Rec	%Rec Limits
Arsenic	0.800	0.0v, 8		mg/L		v,	v0 - 820
Iron	8.00	0., 17		mg/L		, 4	v0 - 820

Lab Sample ID: 705-3073-3 MS — **Client Sample ID: HAM-PT-14-07-30-UNF-AM**
Matrix: Water — **Prep Type: Total Recoverable**
Analysis Batch: 5986 — **Prep Batch: 5829**

Analyte	Sample Result	Sample Qualifier	Spike Added	MS Result	MS Qualifier	Unit	D	%Rec	%Rec Limits
Arsenic	0.051		0.800	0.81,		mg/L		v5	75 - 825
Iron	25		8.00	25.4	4	mg/L		62	75 - 825

Lab Sample ID: 705-3073-3 MSD — **Client Sample ID: HAM-PT-14-07-30-UNF-AM**
Matrix: Water — **Prep Type: Total Recoverable**
Analysis Batch: 5986 — **Prep Batch: 5829**

Analyte	Sample Result	Sample Qualifier	Spike Added	MSD Result	MSD Qualifier	Unit	D	%Rec	%Rec Limits	RPD	RPD Limit
Arsenic	0.051		0.800	0.815		mg/L		v2	75 - 825	2	20
Iron	25		8.00	25.2	4	mg/L		17	75 - 825	8	20

Lab Sample ID: MB 705-5859/1-A — **Client Sample ID: Method Blank**
Matrix: Water — **Prep Type: Dissolved**
Analysis Batch: 5987

Analyte	MB Result	MB Qualifier	RL	MDL	Unit	D	Prepared	Analyzed	Dil Fac
Arsenic3Dissol9ed	ND		0.0050	0.0081	mg/L			07/18/24 84:8v	8
Iron3Dissol9ed	ND		0.040	0.08v	mg/L			07/18/24 84:8v	8

Lab Sample ID: LCS 705-5859/2-A — **Client Sample ID: Lab Control Sample**
Matrix: Water — **Prep Type: Dissolved**
Analysis Batch: 5987

Analyte	Spike Added	LCS Result	LCS Qualifier	Unit	D	%Rec	%Rec Limits
Arsenic3Dissol9ed	0.800	0.0, 02		mg/L		, 0	v0 - 820
Iron3Dissol9ed	8.00	0., 44		mg/L		, 4	v0 - 820

Lab Sample ID: LCSD 705-5859/3-A — **Client Sample ID: Lab Control Sample Dup**
Matrix: Water — **Prep Type: Dissolved**
Analysis Batch: 5987

Analyte	Spike Added	LCSD Result	LCSD Qualifier	Unit	D	%Rec	%Rec Limits	RPD	RPD Limit
Arsenic3Dissol9ed	0.800	0.0v, 8		mg/L		v,	v0 - 820	8	20
Iron3Dissol9ed	8.00	0., 12		mg/L		, 1	v0 - 820	8	20

Lab Chronicle

Client: Geosyntec Consultants Inc
6 Rorectj/ ite: 6 lant SaH H onm

Job ID: 705-1071-2

Client Sample ID: HAM-PT-13-13-01-7 4 F-AM

Lab Sample ID: 315-0130-8

Date Collected: 13/01/2R 1v:55

Matrix: Water

Date 9 eceiyed: 13/01/2R 8B:11

Prep Tspe	uatch Tspe	uatch Method	9 Nn	DilNtion Factor	uatch 4 Nmber	Analszt	Lab	Prepared or AnalsUed
EotaljL A	6 Red	1020A			5B10	/ A	3 3 E AET	07j12jv4 09:41
EotaljL A	Analysis	p020D		2	59p5	D/	3 3 E AET	07j12jv4 24:2B
Eotal NecoReRable	6 Red	1005A			5Bv9	/ A	3 3 E AET	07j12jv4 09:41
Eotal NecoReRable	Analysis	p0v08		2	59Bp	AD	3 3 E AET	07j12jv4 25:41

Client Sample ID: HAM-PT-13-13-01-FIL-AM

Lab Sample ID: 315-0130-2

Date Collected: 13/01/2R 1v:55

Matrix: Water

Date 9 eceiyed: 13/01/2R 8B:11

Prep Tspe	uatch Tspe	uatch Method	9 Nn	DilNtion Factor	uatch 4 Nmber	Analszt	Lab	Prepared or AnalsUed
DissolRem	Analysis	p020D		2	59p5	D/	3 3 E AET	07j12jv4 25:vp
DissolRem	Analysis	p0v08		2	59B7	AD	3 3 E AET	07j12jv4 24:v5

Client Sample ID: HAM-PT-8R-13-01-7 4 F-AM

Lab Sample ID: 315-0130-0

Date Collected: 13/01/2R 16:15

Matrix: Water

Date 9 eceiyed: 13/01/2R 8B:11

Prep Tspe	uatch Tspe	uatch Method	9 Nn	DilNtion Factor	uatch 4 Nmber	Analszt	Lab	Prepared or AnalsUed
EotaljL A	6 Red	1020A			5B10	/ A	3 3 E AET	07j12jv4 09:41
EotaljL A	Analysis	p020D		2	59p5	D/	3 3 E AET	07j12jv4 24:14
Eotal NecoReRable	6 Red	1005A			5Bv9	/ A	3 3 E AET	07j12jv4 09:41
Eotal NecoReRable	Analysis	p0v08		2	59Bp	AD	3 3 E AET	07j12jv4 25:1v

Client Sample ID: HAM-PT-8R-13-01-FIL-AM

Lab Sample ID: 315-0130-R

Date Collected: 13/01/2R 16:15

Matrix: Water

Date 9 eceiyed: 13/01/2R 8B:11

Prep Tspe	uatch Tspe	uatch Method	9 Nn	DilNtion Factor	uatch 4 Nmber	Analszt	Lab	Prepared or AnalsUed
DissolRem	Analysis	p020D		2	59p5	D/	3 3 E AET	07j12jv4 25:v9
DissolRem	Analysis	p0v08		2	59B7	AD	3 3 E AET	07j12jv4 24:v7

Laborators 9 eferencez:

3 3 E AET f 3 uRo÷ins Atlanta, 10B0 6 Resimential DP, Atlanta, GA 10140, E3 T (770)457-B277

Accreditation/Certification Summary

Client: Geosyntec Consultants Inc
Project/Site: Plant Hammond

Job ID: 705-3073-1

Laboratory: Eurofins Atlanta

The accreditations/certifications listed below are applicable to this report.

Authority	Program	Identification Number	Expiration Date
Florida	NELAP	E87582	06-30-25

Method Summary

9 2Ci e n l otG l e s 9oi t y2ci e l i s
ua oPsej G : u2ci e/ cS S oi H

Job ID: 705-1071-3

Method	Method Description	Protocol	Laboratory
8030D	4 l e c2 6 9 uM	j mdV8	(( ) E) T
80A0L	4 l e c2 6 9 ur4 j M	j mdV8	(( ) E) T
1005E	ua l Bcace0i p) oe c2, I soR l acb2 oaD1 t o2R H 4 l e c2	j mdV8	(( ) E) T
1030E	ua l Bcace0i p) oe c24 l e c2	j mdV8	(( ) E) T

Protocol References:

j mdV8 v =) l t e4 l e oH t hoa(Rc2 ycaC F j o2 H mct e pu" G G c29 " I S G c24 l e oH t =p) " G H (H G c i pg oR S bl a3Nd8 Ei H l e UBHce t .

Laboratory References:

(( ) E) T v (yaofC t Ee2ci e cp10d0 ua l t C H l i e C2DapEe2ci e cpn E 101W0p) (T 6770NW67-d377

Sample Summary

Client: Geosyntec Consultants Inc
Project/Site: Plant Hammond

Job ID: 705-1071-8

Lab Sample ID	Client Sample ID	Matrix	Collected	Received
705-1071-8	HAM-PT-07-07-10-3 4 F-AM	L ater	07/10/W2 09:55	07/10/W2 8U:00
705-1071-W	HAM-PT-07-07-10-FIN-AM	L ater	07/10/W2 09:55	07/10/W2 8U:00
705-1071-1	HAM-PT-82-07-10-3 4 F-AM	L ater	07/10/W2 06:05	07/10/W2 8U:00
705-1071-2	HAM-PT-82-07-10-FIN-AM	L ater	07/10/W2 06:05	07/10/W2 8U:00

Login Sample Receipt Checklist

Client: Geosyntec Consultants Inc

Job Number: 705-3073-1

Login Number: 3073

List Source: Eurofins Atlanta

List Number: 1

Creator: Woods, Autumn

Question	Answer	Comment
Radioactivity wasn't checked or is </= background as measured by a survey meter.	True	
The cooler's custody seal, if present, is intact.	N/A	
Sample custody seals, if present, are intact.	N/A	
The cooler or samples do not appear to have been compromised or tampered with.	True	
Samples were received on ice.	True	
Cooler Temperature is acceptable.	True	
Cooler Temperature is recorded.	True	
COC is present.	True	
COC is filled out in ink and legible.	True	
COC is filled out with all pertinent information.	True	
Is the Field Sampler's name present on COC?	True	
There are no discrepancies between the containers received and the COC.	True	
Samples are received within Holding Time (excluding tests with immediate HTs)	True	
Sample containers have legible labels.	True	
Containers are not broken or leaking.	True	
Sample collection date/times are provided.	True	
Appropriate sample containers are used.	True	
Sample bottles are completely filled.	False	
Sample Preservation Verified.	True	
There is sufficient vol. for all requested analyses, incl. any requested MS/MSDs	True	
Containers requiring zero headspace have no headspace or bubble is <6mm (1/4").	N/A	
Multiphasic samples are not present.	True	
Samples do not require splitting or compositing.	True	
Residual Chlorine Checked.	N/A	

END OF REPORT

eurofins | Environment Testing

ANALYTICAL REPORT

PREPARED FOR

Attn: Kip Gray
Geosyntec Consultants Inc
1255 Roberts Blvd. NW
Suite 200
Kennesaw, Georgia 30144

Generated 7/31/2024 8:23:17 PM

JOB DESCRIPTION

Plant Hammond

JOB NUMBER

705-3104-1

Eurofins Atlanta
3080 Presidential Dr
Atlanta GA 30340

See page two for job notes and contact information.

my EOL

Eurofins Atlanta

Job Notes

The test results in this report relate only to the samples as received by the laboratory and will meet all requirements of the methodology, with any exceptions noted. This report shall not be reproduced except in full, without the express written approval of the laboratory. All questions should be directed to the Eurofins Environment Testing Southeast, LLC Project Manager.

Authorization

Generated
7/31/2024 8:23:17 PM

Authorized for release by
David Fuller, Project Manager
David.Fuller@et.eurofinsus.com
(770)344-8986

Table of Contents

Definitions/Glossary

l ient Gs noyct Gau l ot yaiGPt Gy lt u
r jo/nuGSHeGa: r iPt GmPd d ot 4

Job ID: 705-310C-1

Qualifiers

Metals

Qualifier	Qualifier Description
C	MH, MHD: Thn Pt PicGa pjnynt Gat Gn ojegat Pi yPd pin ey gjnPGaj GaPt C Gal ny Gn d PGax ypekn uot unt GPGat ; Gnjnfojn, uot Gpoi iel eGy Pjn t oG PppieuPbin.

Glossary

Abbreviation	These commonly used abbreviations may or may not be present in this report.
¤	LeyGa4 at 4nj Gn "D" uoiad t Ga 4nyegt PGa GaPGGn jnyaiGey jnpojGa4 ot P 4jc wneghGbPyey
%R	r njunt GRnuovnjc
l FL	l ot GPat y Fjnn Leqae4
l FU	l oiot c Fojd at g Ut eG
l NF	l ot GPat y No Fjnn Leqae4
DER	DapieuPGa Ejjoj RPGao (t ojd Pieznn4 Pbyoia Ga 4efnjnt un)
Dei FPu	Deiaat FPuGj
DL	DnGauGat Lel eG(DoDSDOE)
DL, RA, RE, IN	It 4euPGay P Deiaat , Rn-Pt Picyey, Rn-nxGPuGat , oj P44eGat Pi It eGPi d nGPiySPt eot Pt Picyey of Gn yPd pin
DLI	Dnueyeot Lnvni l ot unt GPGat (RP4eouhnd eyGpc)
EDL	EyGal PGa4 DnGauGat Lel eG(Deexel)
LOD	Lel eGof DnGauGat (DoDSDOE)
LOQ	Lel eGof QaPt GPGat (DoDSDOE)
MI L	Er A jnuod d nt 4n4 "MPxel ad l ot GPd el Pt GLnvni"
MDA	Mel el ad DnGauGPbin AuGaveG (RP4eouhnd eyGpc)
MDI	Mel el ad DnGauGPbin l ot unt GPGat (RP4eouhnd eyGpc)
MDL	MnGao4 DnGauGat Lel eG
ML	Mel el ad Lnvni (Deexel)
Mr N	MoyGr jobPbin Nad bnj
MQL	MnGao4 QaPt GPGat Lel eG
NI	NoGl PiuaiPGa4
ND	NoGDnGauGa4 PGGn jnpojGal g iel eG(oj MDL oj EDL efyhowt)
NEs	NngPGavn SAbynt G
r OH	r oyeGavn Sr jnynt G
r QL	r jPuGauPi QaPt GPGat Lel eG
r REH	r jnyad pGavn
QI	QaPieG l ot Gpoi
RER	RniPGavn Ejjoj RPGao (RP4eouhnd eyGpc)
RL	RnpojGal g Lel eGoj RnqanyGa4 Lel eG(RP4eouhnd eyGpc)
Rr D	RniPGavn r njunt GDefnjnt un, P d nPyajn of Gn jniPGavn 4efnjnt un bnGvnnt Gvo poel Gy
TEF	Toxeuel Eqaev Pint GFPuGj (Deexel)
TEQ	Toxeuel Eqaev Pint GQaoGnt G(Deexel)
TNTI	Too Nad njoay To l oat G

3080 Presidential Dr
Atlanta, GA 30340
Phone (770) 457-8177

Chain of Custody Record

eurofins | Environment Testing

7/31/2024

Client Information	Sampler: Zain W.	Lab PM: David Fuller / Phone. 770-344-8986	Carrier Tracking No(s):	COC No:
Client Contact: Kip Gray	Phone: 404-434-2074	E-Mail: David Fuller@et.eurofinsus.com	State of Origin: GA	Page: Page 1 of 1
Company: Geosyntec Consultants Inc	PWSID:			Job #:
Address: 1255 Roberts Blvd, NW Suite 200	Due Date Requested:			
City: Kennesaw	TAT Requested (days): RUSH / 1 Day TAT			
State, Zip: GA, 30144	Compliance Project: Δ Yes Δ No			
Phone:	Lab Project #: 70500911 (DO NOT REMOVE)			
Email: Kip Gray@Geosyntec.com	PO #: 100061163			
Project Name: Plant Hammond	Project #: GW6581G			
Task Code: Task Code#:	SSOW#:			

Analysis Requested

Preservation Codes: D - HNO3

Other

Sample Identification	Sample Date	Sample Time	Sample Type (C=comp, G=grab)	Matrix (W=water, S=solid, O=waste/oil, BT=Tissue, A=Air)	Field Filtered Sample (Yes or No)	Perform MS/MSD (Yes or No)	6010D - Total Boron	6020B - Total Arsenic and Iron	6020B - Total Iron and Molybdenum		6010D - Dissolved Boron - Field Filtered (FF)	6020B - Dissolved Arsenic and Iron (FF)	6020B - Dissolved Iron and Molybdenum (FF)	Total Number of containers	Special Instructions/Note:
			Preservation Code:				D	D	D		D	D	D		
HAM-PT-14-07-30-UNF-PM	7-30-24	1740	G	W	No	N	X	X	—		—	—	—		
HAM-PT-14-07-30-FIL-PM	7-30-24	1740	G	W	Yes	2	—	—	—		X	X	—		
HAM-PT-08-07-30-UNF-PM	7-30-24	1750	G	W	N	2	X	X	—		—	—	—		
HAM-PT-08-07-30-FIL-PM	7-30-24	1750	G	W	Y	2	—	—	—		X	X	—		
HAM-PT-07-07-30-UNF-PM	7-30-24	1800	G	W	N	2	X	X	—		—	—	—		
HAM-PT-07-07-30-FIL-PM	7-30-24	1800	G	W	Y	2	—	—	—		X	X	—		
HAM-PT-13-07-30-UNF-PM	7-30-24	1810	G	W	Y	2	X	X	—		—	—	—		
HAM-PT-13-07-30-FIL-PM	7-30-24	1810	G	W	Y	2	—	—	—		X	X	—		
ZW 7/30/24															

705-3104 COC

Possible Hazard Identification
☐ Non-Hazard ☐ Flammable ☐ Skin Irritant ☐ Poison B ☒ Unknown ☐ Radiological

Sample Disposal (A fee may be assessed if samples are retained longer than 1 month)
☐ Return To Client ☒ Disposal By Lab ☐ Archive For _____ Months

Deliverable Requested: I, II, III, IV, Other (specify)

Special Instructions/QC Requirements:

Empty Kit Relinquished by:	Date:	Time	Method of Shipment: Client		
Relinquished by: Zain	Date/Time: 7/31/24 705	Company	Received by:	Date/Time: 7-31-24 7:05	Company
Relinquished by:	Date/Time: 7-31-24 9:47	Company	Received by: Anna Neal	Date/Time: 7-31-24 947	Company: eurofins
Relinquished by:	Date/Time:	Company	Received by:	Date/Time:	Company

Custody Seals Intact: Δ Yes Δ No

Custody Seal No.:

Cooler Temperature(s) °C and Other Remarks: #2665 4.3°C

3080 Presidential Dr
Atlanta, GA 30340
Phone (770) 457-8177

Chain of Custody Record

eurofins | Environment Testing

Client Information	Sampler: Zain W.	Lab PM: David Fuller / Phone: 770-344-8986	Carrier Tracking No(s):	COC No:
Client Contact: Kip Gray	Phone: 404-434-2074	E-Mail: David.Fuller@et.eurofinsus.com	State of Origin: GA	Page: Page 1 of 1
Company: Geosyntec Consultants Inc	PWSID:			Job #:
Address: 1255 Roberts Blvd, NW Suite 200	Due Date Requested:			
City: Kennesaw	TAT Requested (days): RUSH / 1 Day TAT			
State, Zip: GA, 30144	Compliance Project: Δ Yes Δ No			
Phone:	Lab Project #: 70500911 (DO NOT REMOVE)			
Email: Kip.Gray@Geosyntec.com	PO #: 100061163			
Project Name: Plant Hammond	Project #: GW6581G			
Task Code: Task Code#:	SSOW#:			

Analysis Requested

Preservation Codes: D - HNO3

Other:

Sample Identification	Sample Date	Sample Time	Sample Type (C=Comp, G=grab)	Matrix (W=water, S=solid, O=waste/oil, BT=Tissue, A=Air)	Field Filtered Sample (Yes or No)	Perform MS/MSD (Yes or No)	6010D - Total Boron	6020B - Total Arsenic and Iron	6020B - Total Iron and Molybdenum		6010D - Dissolved Boron - Field Filtered (FF)	6020B - Dissolved Arsenic and Iron (FF)	6020B - Dissolved Iron and Molybdenum (FF)						Total Number of containers	Special Instructions/Note:
			Preservation Code:				D	D	D		D	D	D							
HAM-PT-14-07-30-UNF-PM	7-30-24	1740	G	W	No	No	X	X	–		–	–	–							
HAM-PT-14-07-30-FIL-PM	7-30-24	1740	G	W	Yes	2	–	–	–		X	X	–							
HAM-PT-08-07-30-UNF-PM	7-30-24	1750	G	W	N	2	X	X	–		–	–	–							
HAM-PT-08-07-30-FIL-PM	7-30-24	1750	G	W	Y	2	–	–	–		X	X	–							
HAM-PT-07-07-30-UNF-PM	7-30-24	1800	G	W	N	2	X	X	–		–	–	–							
HAM-PT-07-07-30-FIL-PM	7-30-24	1800	G	W	Y	2	–	–	–		X	X	–							
HAM-PT-13-07-30-UNF-PM	7-30-24	1810	G	W	N	2	X	X	–		–	–	–							
HAM-PT-13-07-30-FIL-PM	7-30-24	1810	G	W	Y	2	–	–	–		X	X	–							705-3104 COC

ZW 7/30/24

Possible Hazard Identification
☐ Non-Hazard ☐ Flammable ☐ Skin Irritant ☐ Poison B ☒ Unknown ☐ Radiological

Sample Disposal (A fee may be assessed if samples are retained longer than 1 month)
☐ Return To Client ☒ Disposal By Lab ☐ Archive For _____ Months

Deliverable Requested: I, II, III, IV, Other (specify)

Special Instructions/QC Requirements:

Empty Kit Relinquished by:	Date:	Time:	Method of Shipment: Client

Relinquished by	Date/Time	Company	Received by	Date/Time	Company
[signature]	7/31/24 705		[signature]	7-31-24 7:05	
[signature]	7-31-24 9:47		Anna Neal	7-31-24 947	eurofins

Custody Seals Intact: Δ Yes Δ No	Custody Seal No.:	Cooler Temperature(s) °C and Other Remarks: #2665 4.3°C

3080 Presidential Dr
Atlanta, GA 30340
Phone (770) 457-8177

Chain of Custody Record

eurofins | Environment Testing

Client Information	Sampler: Zain W	Lab PM: David Fuller / Phone 770-344-8996	Carrier Tracking No(s):	COC No:
Client Contact: Kip Gray	Phone: 404-434-2074	E-Mail: David.Fuller@et.eurofinsus.com	State of Origin: GA	Page: Page 1 of 1
Company: Geosyntec Consultants Inc	PWSID			Job #:
Address: 1255 Roberts Blvd, NW Suite 200	Due Date Requested			
City: Kennesaw	TAT Requested (days): RUSH / 1 Day TAT			
State, Zip: GA, 30144	Compliance Project: Δ Yes Δ No			
Phone:	Lab Project #: 70500911 (DO NOT REMOVE)			
Email: Kip.Gray@Geosyntec.com	PO #: 100061163			
Project Name: Plant Hammond	Project #: GW6581G			
Task Code: Task Code#:	SSOW#:			

Analysis Requested

Preservation Codes: D - HNO3

Other:

Sample Identification	Sample Date	Sample Time	Sample Type (C=comp, G=grab)	Matrix (W=water, S=solid, O=waste/oil, BT=Tissue, A=Air)	Field Filtered Sample (Yes or No)	Perform MS/MSD (Yes or No)	6010D - Total Boron	6020B - Total Arsenic and Iron	6020B - Total Iron and Molybdenum		6010D - Dissolved Boron - Field Filtered (FF)	6020B - Dissolved Arsenic and Iron (FF)	6020B - Dissolved Iron and Molybdenum (FF)	Total Number of containers	Special Instructions/Note:
			Preservation Code:				D	D	D		D	D	D		
HAM-PT-14-07-30-UNF-PM	7-30-24	1740	G	W	No	No	X	X	—		—	—	—		
HAM-PT-14-07-30-FIL-PM	7-30-24	1740	G	W	Yes	No	—	—	—		X	X	—		
HAM-PT-08-07-30-UNF-PM	7-30-24	1750	G	W	No	No	X	X	—		—	—	—		
HAM-PT-08-07-30-FIL-PM	7-30-24	1750	G	W	Yes	No	—	—	—		X	X	—		
HAM-PT-07-07-30-UNF-PM	7-30-24	1800	G	W	No	No	X	X	—		—	—	—		
HAM-PT-07-07-30-FIL-PM	7-30-24	1800	G	W	Yes	No	—	—	—		X	X	—		
HAM-PT-13-07-30-UNF-PM	7-30-24	1810	G	W	No	No	X	X	—		—	—	—		
HAM-PT-13-07-30-FIL-PM	7-30-24	1810	G	W	Yes	No	—	—	—		X	X	—		

ZW 7/30/24

705 3104 COC

Possible Hazard Identification: ☐ Non-Hazard ☐ Flammable ☐ Skin Irritant ☐ Poison B ☒ Unknown ☐ Radiological

Sample Disposal (A fee may be assessed if samples are retained longer than 1 month): ☐ Return To Client ☒ Disposal By Lab ☐ Archive For _____ Months

Deliverable Requested: I, II, III, IV, Other (specify)

Special Instructions/QC Requirements

Empty Kit Relinquished by:	Date	Time	Method of Shipment: Client

Relinquished by	Date/Time	Company	Received by	Date/Time	Company
[signature]	7/31/24 705		[signature]	7-31-24 705	
Relinquished by	Date/Time	Company	Received by	Date/Time	Company
[signature]	7-31-24 947		Anna Neal	7-31-24 947	eurofins
Relinquished by	Date/Time	Company	Received by	Date/Time	Company

Custody Seals Intact: Δ Yes Δ No | Custody Seal No.:

Cooler Temperature(s) °C and Other Remarks: #2665 4.3°C

Job Narrative
705- 104-1

Analytical test results meet all requirements of the associated regulatory program listed on the Accreditation/Certification Summary Page unless otherwise noted under the individual analysis. Data qualifiers and/or narrative comments are included to explain any exceptions, if applicable.

- Matrix QC may not be reported if insufficient sample is provided or site-specific QC samples were not submitted. In these situations, to demonstrate precision and accuracy at a batch level, a LCS/LCSD may be performed, unless otherwise specified in the method.
- Surrogate and/or isotope dilution analyte recoveries (if applicable) which are outside of the QC window are confirmed unless attributed to a dilution or otherwise noted in the narrative.

Receipt
The samples were received on 7/ 1/2024 9:47 AM. Unless otherwise noted below, the samples arrived in good condition, and, where required, properly preserved and on ice. The temperature of the cooler at receipt time was 4. °C.

Receipt Exceptions
The reference method requires samples to be preserved to a p of 2. The following samples were received at a p of 2, , and 2, respectively: AM-PT-08-07- 0-UN -PM (705- 104-), AM-PT-07-07- 0-UN -PM (705- 104-5) and AM-PT-1 -07- 0-UN -PM (705- 104-7). AM-PT-08-07- 0-UN -PM (705- 104-), AM-PT-07-07- 0-UN -PM (705- 104-5) and AM-PT-1 -07- 0-UN -PM (705- 104-7). The samples were preserved to the appropriate p in the laboratory.

Metals
Method 020 - Total ecoverable: The matrix spi e / matrix spi e duplicate (MS/MSD) recoveries for preparation batch 705-5829 and analytical batch 705-598 was outside control limits. Sample matrix interference is suspected. The post digestion spi e passed.

No additional analytical or quality issues were noted, other than those described above or in the Definitions/ Glossary page.

Client Sample Results

2 Ct en t i oGseni y 2 oeGc0uenGley
aPori yrj/ Ini : a0enSuHHoem

Job ID: 705-1309-3

Client Sample ID: AMP -T3-8H-07-10-4 F r -TP

Lab Sample ID: 705-180H-8

Date Cclledte/ : 072102/H 87:H0
Date Redei9e/ : 072182/H 0h:H7

P atxiW o atex

P et6c/ : So (H)) 080D - P etals .ICTy

MnalUte	Result	f ualiBex	RL	P DL	4 nit	D	Txepaxe/	MnalUQe/	Dil r ad
, cxcn	0z) 1		0d090	0d0. 4	H6jg		07j13j. 9 3. :3L	07j13j. 9 35:99	3

P et6c/ : So (H)) 0v0, - P etals .ICT2P Sy- 3ctal Redc9exable

MnalUte	Result	f ualiBex	RL	P DL	4 nit	D	Txepaxe/	MnalUQe/	Dil r ad
Mxsenid	0z88		0d0050	0d0031	H6jg		07j13j. 9 3. :3L	07j13j. 9 34:3L	3
Ixcn	1v		0d090	0d03L	H6jg		07j13j. 9 3. :3L	07j13j. 9 34:3L	3

8 cPoEEeGf n0enu

Client Sample Results

2 Ct en t i oGseni y 2 oeGcQuenGley
aPori yrj/ Ini : a QenSuHHoem

Job ID: 705-1309-3

Client Sample ID: AMP -T3-8H-07-10-r IL-TP

Lab Sample ID: 705-180H-v

Date Ccllledte/ : 072102/H 87:H0

P atxiW o atex

Date Redei9e/ : 072182/H 0h:H7

P et6c/ : So (H)) 080D - P etals .ICTy- Disscl9e/

MnalUte	Result	f ualiBex	RL	P DL	4 nit	D	Txepaxe/	MnalUQe/	Dil r ad
, cxcnNDisscl9e/	0z5h		0d090	0d0. 4	H6jg			07j13j. 9 35:1.	3

P et6c/ : So (H)) 0v0, - P etals .ICT2P Sy- Disscl9e/

MnalUte	Result	f ualiBex	RL	P DL	4 nit	D	Txepaxe/	MnalUQe/	Dil r ad
MxsenidNDisscl9e/	0z05H		0d0050	0d0031	H6jg			07j13j. 9 39:. A	3
IxcnNDisscl9e/	87		0d090	0d03L	H6jg			07j13j. 9 39:. A	3

8 cRoEEeGf nQenu

Client Sample Results

2 Ct en t i oGseni y 2 oeGcQuenGley
aPori yrj/ Ini : aQenSuHHoem

Job ID: 705-1309-3

Client Sample ID: AMP -T3-0(-07-10-4 F r -TP

Lab Sample ID: 705-180H-1

Date Cclledte/ : 072102/H 87:50

P atxiW o atex

Date Redei9e/ : 072182/H 0h:H7

P et6c/ : So (H)) 080D - P etals .ICTy

MnalUte	Result	f ualiBex	RL	P DL	4 nit	D	Txepaxe/	MnalUQe/	Dil r ad
, cxcn	0z7(		0d090	0d0. 4	H6jg		07j13j. 9 3. :3L	07j13j. 9 35:97	3

P et6c/ : So (H)) 0v0, - P etals .ICT2P Sy- 3ctal Redc9exable

MnalUte	Result	f ualiBex	RL	P DL	4 nit	D	Txepaxe/	MnalUQe/	Dil r ad
Mxsenid	0z1H		0d0050	0d0031	H6jg		07j13j. 9 3. :3L	07j13j. 9 34:. 0	3
Ixcn	v5		0d090	0d03L	H6jg		07j13j. 9 3. :3L	07j13j. 9 34:. 0	3

8 cPoEEeGf nQenu

Client Sample Results

2 Ct en t i oGseni y 2 oeGcQuenGley
aPori yrj/ Ini : aQenSuHHoem

Job ID: 705-1309-3

Client Sample ID: AMP -T3-0(-07-10-r IL-TP

Lab Sample ID: 705-180H-H

Date Cclledte/ : 072102/H 87:50
Date Redei9e/ : 072182/H 0h:H7

P atxiW o atex

P et6c/ : So (H)) 080D - P etals .ICTy- Disscl9e/

MnalUte	Result	f ualiBex	RL	P DL	4 nit	D	Txepaxe/	MnalUQe/	Dil r ad
, cxcnNDisscl9e/	0z70		0d090	0d0. 4	H6jg			07j13j. 9 35:15	3

P et6c/ : So (H)) 0v0, - P etals .ICT2P Sy- Disscl9e/

MnalUte	Result	f ualiBex	RL	P DL	4 nit	D	Txepaxe/	MnalUQe/	Dil r ad
MxsenidNDisscl9e/	0z8v		0d0050	0d0031	H6jg			07j13j. 9 39:13	3
IxcnNDisscl9e/	7z7		0d090	0d03L	H6jg			07j13j. 9 39:13	3

8 cPoEEeGf nQenu

Client Sample Results

2 Ct en t i oGseni y 2 oeGcQuenGley
aPori yrj/ Ini : aQenSuHHoem

Job ID: 705-1309-3

Client Sample ID: AMP -T3-07-07-10-4 F r -TP

Lab Sample ID: 705-180H-5

Date Cclledte/ : 072102/H8(:00

P atxiW o atex

Date Redei9e/ : 072182/H0h:H7

P et6c/ : So (H)) 080D - P etals .ICTy

MnalUte	Result	f ualiBex	RL	P DL	4 nit	D	Txepaxe/	MnalUQe/	Dil r ad
, cxcn	0z7)		0d090	0d0. 4	H6jg		07j13j. 9 3. :3L	07j13j. 9 35:53	3

P et6c/ : So (H)) 0v0, - P etals .ICT2P Sy- 3ctal Redc9exable

MnalUte	Result	f ualiBex	RL	P DL	4 nit	D	Txepaxe/	MnalUQe/	Dil r ad
Mxsenid	0z1h		0d0050	0d0031	H6jg		07j13j. 9 3. :3L	07j13j. 9 34:. 1	3
Ixcn	8) 0		0d90	0d3L	H6jg		07j13j. 9 3. :3L	07j13j. 9 34:94	30

8cPoEEeGf nQenu

Client Sample Results

2 Ct en t i oGseni y 2 oeGc0uenGley
aPori yrj/ Ini : a0enSuHHoem

Job ID: 705-1309-3

Client Sample ID: AMP -T3-07-07-10-r IL-TP

Lab Sample ID: 705-180H-)

Date Cclledte/ : 072102/H8(:00
Date Redei9e/ : 072182/H0h:H7

P atxiW o atex

P et6c/ : So (H)) 080D - P etals .ICTy- Disscl9e/

MnalUte	Result	f ualiBex	RL	P DL	4 nit	D	Txepaxe/	MnalUQe/	Dil r ad
, cxcnNDisscl9e/	0z5h		0d090	0d0. 4	H6jg			07j13j. 9 35:1L	3

P et6c/ : So (H)) 0v0, - P etals .ICT2P Sy- Disscl9e/

MnalUte	Result	f ualiBex	RL	P DL	4 nit	D	Txepaxe/	MnalUQe/	Dil r ad
MxsenidNDisscl9e/	0z0H5		0d0050	0d0031	H6jg			07j13j. 9 39:19	3
IxcnNDisscl9e/	8zH		0d90	0d3L	H6jg			07j13j. 9 34:99	30

8 cPoEEeGf n0enu

Client Sample Results

2 Ct en t i oGseni y 2 oeGcQuenGley
aPori yrj/ Ini : aQenSuHHoem

Job ID: 705-1309-3

Client Sample ID: AMP -T3-81-07-10-4 F r -TP

Lab Sample ID: 705-180H-7

Date Cclledte/ : 072102/H8(:80

P atxiW o atex

Date Redei9e/ : 072182/H0h:H7

P et6c/ : So (H)) 080D - P etals .ICTy

MnalUte	Result	f ualiBex	RL	P DL	4 nit	D	Txepaxe/	MnalUQe/	Dil r ad
, cxcn	0z57		0d090	0d0. 4	H6jg		07j13j. 9 3. :3L	07j13j. 9 34:00	3

P et6c/ : So (H)) 0v0, - P etals .ICT2P Sy- 3ctal Redc9exable

MnalUte	Result	f ualiBex	RL	P DL	4 nit	D	Txepaxe/	MnalUQe/	Dil r ad
Mxsenid	0z87		0d0050	0d0031	H6jg		07j13j. 9 3. :3L	07j13j. 9 34:. 5	3
Ixcn	vH		0d090	0d03L	H6jg		07j13j. 9 3. :3L	07j13j. 9 34:. 5	3

8 cPoEEeGf nQenu

Client Sample Results

2 Ct en t i oGseni y 2 oeGcQuenGley
aPori yrj/ Ini : a QenSuHHoem

Job ID: 705-1309-3

Client Sample ID: AMP -T3-81-07-10-r IL-TP

Lab Sample ID: 705-180H-(

Date Cclledte/ : 072102/H8(:80

P atxiW o atex

Date Redei9e/ : 072182/H0h:H7

P et6c/ : So (H)) 080D - P etals .ICTy- Disscl9e/

MnalUte	Result	f ualiBex	RL	P DL	4 nit	D	Txepaxe/	MnalUQe/	Dil r ad
, cxcnNDisscl9e/	0z5)		0d090	0d0. 4	H6jg			07j13j. 9 35:93	3

P et6c/ : So (H)) 0v0, - P etals .ICT2P Sy- Disscl9e/

MnalUte	Result	f ualiBex	RL	P DL	4 nit	D	Txepaxe/	MnalUQe/	Dil r ad
MxsenidNDisscl9e/	0z07)		0d0050	0d0031	H6jg			07j13j. 9 39:14	3
IxcnNDisscl9e/	81		0d090	0d03L	H6jg			07j13j. 9 39:14	3

8 cRoEEeGf nQenu

Method: 6010D - Metals (ICP)

Lab Sample ID: MB 705-5830/1-A — **Client Sample ID: Method Blank**
Matrix: Water — **Prep Type: Total/NA**
Analysis Batch: 5965 — **Prep Batch: 5830**

Analyte	MB Result	MB Qualifier	RL	MDL	Unit	D	Prepared	Analyzed	Dil Fac
Nojot	. D		0400	0426	d gS1		07S18S2C0, :C1	07S18S2C8C:82	8

Lab Sample ID: LCS 705-5830/2-A — **Client Sample ID: Lab Control Sample**
Matrix: Water — **Prep Type: Total/NA**
Analysis Batch: 5965 — **Prep Batch: 5830**

Analyte	Spike Added	LCS Result	LCS Qualifier	Unit	D	%Rec	%Rec Limits
Nojot	8400	8406		d gS1		806	v0 - 820

Lab Sample ID: 705-3073-A-1-C MS — **Client Sample ID: Matrix Spike**
Matrix: Water — **Prep Type: Total/NA**
Analysis Batch: 5965 — **Prep Batch: 5830**

Analyte	Sample Result	Sample Qualifier	Spike Added	MS Result	MS Qualifier	Unit	D	%Rec	%Rec Limits
Nojot	0462		8400	846,		d gS1		807	75 - 825

Lab Sample ID: 705-3073-A-1-D MSD — **Client Sample ID: Matrix Spike Duplicate**
Matrix: Water — **Prep Type: Total/NA**
Analysis Batch: 5965 — **Prep Batch: 5830**

Analyte	Sample Result	Sample Qualifier	Spike Added	MSD Result	MSD Qualifier	Unit	D	%Rec	%Rec Limits	RPD	RPD Limit
Nojot	0462		8400	846v		d gS1		806	75 - 825	8	20

Lab Sample ID: MB 705-5893/1-A — **Client Sample ID: Method Blank**
Matrix: Water — **Prep Type: Total/NA**
Analysis Batch: 5965

Analyte	MB Result	MB Qualifier	RL	MDL	Unit	D	Prepared	Analyzed	Dil Fac
Nojot	. D		0400	0426	d gS1			07S18S2C85:88	8
Nojot 3Deyyoi9nB	. D		0400	0426	d gS1			07S18S2C85:88	8

Lab Sample ID: LCS 705-5893/2-A — **Client Sample ID: Lab Control Sample**
Matrix: Water — **Prep Type: Total/NA**
Analysis Batch: 5965

Analyte	Spike Added	LCS Result	LCS Qualifier	Unit	D	%Rec	%Rec Limits
Nojot	8400	8401		d gS1		801	v0 - 820
Nojot 3Deyyoi9nB	8400	8401		d gS1		801	v0 - 820

Lab Sample ID: LCSD 705-5893/3-A — **Client Sample ID: Lab Control Sample Dup**
Matrix: Water — **Prep Type: Total/NA**
Analysis Batch: 5965

Analyte	Spike Added	LCSD Result	LCSD Qualifier	Unit	D	%Rec	%Rec Limits	RPD	RPD Limit
Nojot	8400	8402		d gS1		802	v0 - 820	8	20
Nojot 3Deyyoi9nB	8400	8402		d gS1		802	v0 - 820	8	20

Method: 6020B - Metals (ICP/MS)

Lab Sample ID: MB 705-5829/1-A — **Client Sample ID: Method Blank**
Matrix: Water — **Prep Type: Total Recoverable**
Analysis Batch: 5986 — **Prep Batch: 5829**

Analyte	MB Result	MB Qualifier	RL	MDL	Unit	D	Prepared	Analyzed	Dil Fac
Ajynt eu	. D		040050	040081	d gS1		07S18S2C0, :C1	07S18S2C85:27	8
Ijot	. D		040C0	0408v	d gS1		07S18S2C0, :C1	07S18S2C85:27	8

Lab Sample ID: LCS 705-5829/2-A — **Client Sample ID: Lab Control Sample**
Matrix: Water — **Prep Type: Total Recoverable**
Analysis Batch: 5986 — **Prep Batch: 5829**

Analyte	Spike Added	LCS Result	LCS Qualifier	Unit	D	%Rec	%Rec Limits
Ajynt eu	04800	040v, 8		d gS1		v,	v0 - 820
Ijot	8400	04, 17		d gS1		, C	v0 - 820

Lab Sample ID: 705-3073-A-3-B MS — **Client Sample ID: Matrix Spike**
Matrix: Water — **Prep Type: Total Recoverable**
Analysis Batch: 5986 — **Prep Batch: 5829**

Analyte	Sample Result	Sample Qualifier	Spike Added	MS Result	MS Qualifier	Unit	D	%Rec	%Rec Limits
Ajynt eu	04051		04800	0481,		d gS1		v5	75 - 825
Ijot	25		8400	254C	C	d gS1		62	75 - 825

Lab Sample ID: 705-3073-A-3-C MSD — **Client Sample ID: Matrix Spike Duplicate**
Matrix: Water — **Prep Type: Total Recoverable**
Analysis Batch: 5986 — **Prep Batch: 5829**

Analyte	Sample Result	Sample Qualifier	Spike Added	MSD Result	MSD Qualifier	Unit	D	%Rec	%Rec Limits	RPD	RPD Limit
Ajynt eu	04051		04800	0481S		d gS1		v2	75 - 825	2	20
Ijot	25		8400	2542	C	d gS1		17	75 - 825	8	20

Lab Sample ID: MB 705-5859/1-A — **Client Sample ID: Method Blank**
Matrix: Water — **Prep Type: Dissolved**
Analysis Batch: 5987

Analyte	MB Result	MB Qualifier	RL	MDL	Unit	D	Prepared	Analyzed	Dil Fac
Ajynt eu3Deyyoi9nB	. D		040050	040081	d gS1			07S18S2C8C:8v	8
Ijot 3Deyyoi9nB	. D		040C0	0408v	d gS1			07S18S2C8C:8v	8

Lab Sample ID: LCS 705-5859/2-A — **Client Sample ID: Lab Control Sample**
Matrix: Water — **Prep Type: Dissolved**
Analysis Batch: 5987

Analyte	Spike Added	LCS Result	LCS Qualifier	Unit	D	%Rec	%Rec Limits
Ajynt eu3Deyyoi9nB	04800	040, 02		d gS1		, 0	v0 - 820
Ijot 3Deyyoi9nB	8400	04, CC		d gS1		, C	v0 - 820

Lab Sample ID: LCSD 705-5859/3-A — **Client Sample ID: Lab Control Sample Dup**
Matrix: Water — **Prep Type: Dissolved**
Analysis Batch: 5987

Analyte	Spike Added	LCSD Result	LCSD Qualifier	Unit	D	%Rec	%Rec Limits	RPD	RPD Limit
Ajynt eu3Deyyoi9nB	04800	040v, 8		d gS1		v,	v0 - 820	8	20
Ijot 3Deyyoi9nB	8400	04, 12		d gS1		, 1	v0 - 820	8	20

Lab Chronicle

Client: Geosyntec Consultants Inc
Project/Site: Plant Hammond

Job ID: 705-1206-2

Client Sample ID: HAM-PT-13-07-40-F 5 8-PM — Lab Sample ID: 70x-4103-1

Date Collecte/ : 072402R3 17:30 — **MatriW d ater**

Date v ecei9e/ : 072412R3 0y:37

Prep TBpe	s atch TBpe	s atch Metho/	v z n	Dilz tion 8actor	s atch 5 z mber	AnalBut	Lab	Prepare/ or AnalBNe/
Total/v B	PreA	1020B			5310	SB	EET BTL	07/12/46 24:23
Total/v B	Bnalysis	9020D		2	5p95	DS	EET BTL	07/12/46 25:66
Total NecoRerable	PreA	1005B			534p	SB	EET BTL	07/12/46 24:23
Total NecoRerable	Bnalysis	90408		2	5p39	BD	EET BTL	07/12/46 29:23

Client Sample ID: HAM-PT-13-07-40-8IL-PM — Lab Sample ID: 70x-4103-R

Date Collecte/ : 072402R3 17:30 — **MatriW d ater**

Date v ecei9e/ : 072412R3 0y:37

Prep TBpe	s atch TBpe	s atch Metho/	v z n	Dilz tion 8actor	s atch 5 z mber	AnalBut	Lab	Prepare/ or AnalBNe/
DissolRed	Bnalysis	9020D		2	5p95	DS	EET BTL	07/12/46 25:14
DissolRed	Bnalysis	90408		2	5p37	BD	EET BTL	07/12/46 26:4p

Client Sample ID: HAM-PT-0U-07-40-F 5 8-PM — Lab Sample ID: 70x-4103-4

Date Collecte/ : 072402R3 17:x0 — **MatriW d ater**

Date v ecei9e/ : 072412R3 0y:37

Prep TBpe	s atch TBpe	s atch Metho/	v z n	Dilz tion 8actor	s atch 5 z mber	AnalBut	Lab	Prepare/ or AnalBNe/
Total/v B	PreA	1020B			5310	SB	EET BTL	07/12/46 24:23
Total/v B	Bnalysis	9020D		2	5p95	DS	EET BTL	07/12/46 25:67
Total NecoRerable	PreA	1005B			534p	SB	EET BTL	07/12/46 24:23
Total NecoRerable	Bnalysis	90408		2	5p39	BD	EET BTL	07/12/46 29:40

Client Sample ID: HAM-PT-0U-07-40-8IL-PM — Lab Sample ID: 70x-4103-3

Date Collecte/ : 072402R3 17:x0 — **MatriW d ater**

Date v ecei9e/ : 072412R3 0y:37

Prep TBpe	s atch TBpe	s atch Metho/	v z n	Dilz tion 8actor	s atch 5 z mber	AnalBut	Lab	Prepare/ or AnalBNe/
DissolRed	Bnalysis	9020D		2	5p95	DS	EET BTL	07/12/46 25:15
DissolRed	Bnalysis	90408		2	5p37	BD	EET BTL	07/12/46 26:12

Client Sample ID: HAM-PT-07-07-40-F 5 8-PM — Lab Sample ID: 70x-4103-x

Date Collecte/ : 072402R3 1U:00 — **MatriW d ater**

Date v ecei9e/ : 072412R3 0y:37

Prep TBpe	s atch TBpe	s atch Metho/	v z n	Dilz tion 8actor	s atch 5 z mber	AnalBut	Lab	Prepare/ or AnalBNe/
Total/v B	PreA	1020B			5310	SB	EET BTL	07/12/46 24:23
Total/v B	Bnalysis	9020D		2	5p95	DS	EET BTL	07/12/46 25:52
Total NecoRerable	PreA	1005B			534p	SB	EET BTL	07/12/46 24:23
Total NecoRerable	Bnalysis	90408		2	5p39	BD	EET BTL	07/12/46 29:41
Total NecoRerable	PreA	1005B			534p	SB	EET BTL	07/12/46 24:23
Total NecoRerable	Bnalysis	90408		20	5p39	BD	EET BTL	07/12/46 29:69

Lab Chronicle

Client: Geosyntec Consultants Inc
Project/Site: Plant Hammond

Job ID: 705-1206-2

Client Sample ID: HAM-PT-07-07-40-8IL-PM

Lab Sample ID: 70x-4103-6

Date Collecte/ : 072402R3 1U:00

MatriW d ater

Date v ecei9e/ : 072412R3 0y:37

Prep TBpe	s atch TBpe	s atch Metho/	v z n	Dilz tion 8actor	s atch 5 z mber	AnalBut	Lab	Prepare/ or AnalBNe/
DissolRed	Bnalysis	9020D		2	5p95	DS	EET BTL	07/12/46 25:13
DissolRed	Bnalysis	90408		2	5p37	BD	EET BTL	07/12/46 26:16
DissolRed	Bnalysis	90408		20	5p37	BD	EET BTL	07/12/46 29:66

Client Sample ID: HAM-PT-14-07-40-F 5 8-PM

Lab Sample ID: 70x-4103-7

Date Collecte/ : 072402R3 1U:10

MatriW d ater

Date v ecei9e/ : 072412R3 0y:37

Prep TBpe	s atch TBpe	s atch Metho/	v z n	Dilz tion 8actor	s atch 5 z mber	AnalBut	Lab	Prepare/ or AnalBNe/
Total/v B	PreA	1020B			5310	SB	EET BTL	07/12/46 24:23
Total/v B	Bnalysis	9020D		2	5p95	DS	EET BTL	07/12/46 29:00
Total NecoRerable	PreA	1005B			534p	SB	EET BTL	07/12/46 24:23
Total NecoRerable	Bnalysis	90408		2	5p39	BD	EET BTL	07/12/46 29:45

Client Sample ID: HAM-PT-14-07-40-8IL-PM

Lab Sample ID: 70x-4103-U

Date Collecte/ : 072402R3 1U:10

MatriW d ater

Date v ecei9e/ : 072412R3 0y:37

Prep TBpe	s atch TBpe	s atch Metho/	v z n	Dilz tion 8actor	s atch 5 z mber	AnalBut	Lab	Prepare/ or AnalBNe/
DissolRed	Bnalysis	9020D		2	5p95	DS	EET BTL	07/12/46 25:62
DissolRed	Bnalysis	90408		2	5p37	BD	EET BTL	07/12/46 26:19

LaboratorB v eferenceu:

EET BTL = Eurofins Btlanta, 1030 Presidential Dr, Btlanta, GB 10160, TEL (770)657-3277

Accreditation/Certification Summary

Client: Geosyntec Consultants Inc
Project/Site: Plant Hammond

Job ID: 705-3104-1

Laboratory: Eurofins Atlanta

The accreditations/certifications listed below are applicable to this report.

Authority	Program	Identification Number	Expiration Date
Florida	NELAP	E87582	06-30-25

Method Summary

2 Ct en t i oGseni y 2 oeGcoQuenGley
aPori yrj/ Ini : a QenSuH H oem

Job ID: 705-1309-3

Method	Method Description	Protocol	Laboratory
8030D	4 i nuCGd2 a M	/ d W08	(( ) E) T
80A0L	4 i nuCGd2 aj4 / M	/ d W08	(( ) E) T
1005E	aP BuPurloep) onuC, i yoR RubC oPDlGGoGR m4 i nuCG	/ d W08	(( ) E) T
1030E	aP BuPurloep) onuC4 i nuCG	/ d W08	(( ) E) T

Protocol References:

/ d W08 v =) i Gn4 i n" omGhoP(RuCurleF / oQmd uGi pa" sGyuQ2 " i H lyuC4 i n" omG-p) " IPm(mnloepg oR H bi P3NW8 EemlrGUBmuni G

Laboratory References:

(( ) E) T v (cPofleGEnQenup10W0 aP Gmi enuCDPpEnQenupt E 10190p) (T 6770W957-W377

(cPofleGEnQenu

Sample Summary

Client: Geosyntec Consultants Inc
r jo/ectSite: r lant mad d onA

Job ID: 705-180P-8

Lab Sample ID	Client Sample ID	Matrix	Collected	Received
705-180P-8	mMT -r 3-8P-07-10-4 F L-r T	Watej	07S10S2P 87:P0	07S18S2P 09:P7
705-180P-2	mMT -r 3-8P-07-10-LIU-r T	Watej	07S10S2P 87:P0	07S18S2P 09:P7
705-180P-1	mMT -r 3-0N-07-10-4 F L-r T	Watej	07S10S2P 87:50	07S18S2P 09:P7
705-180P-P	mMT -r 3-0N-07-10-LIU-r T	Watej	07S10S2P 87:50	07S18S2P 09:P7
705-180P-5	mMT -r 3-07-07-10-4 F L-r T	Watej	07S10S2P 8N:00	07S18S2P 09:P7
705-180P-6	mMT -r 3-07-07-10-LIU-r T	Watej	07S10S2P 8N:00	07S18S2P 09:P7
705-180P-7	mMT -r 3-81-07-10-4 F L-r T	Watej	07S10S2P 8N:80	07S18S2P 09:P7
705-180P-N	mMT -r 3-81-07-10-LIU-r T	Watej	07S10S2P 8N:80	07S18S2P 09:P7

Login Sample Receipt Checklist

Client: Geosyntec Consultants Inc

Job Number: 705-3104-1

Login Number: 3104

List Source: Eurofins Atlanta

List Number: 1

Creator: Pomuti, Carmen

Question	Answer	Comment
Radioactivity wasn't checked or is </= background as measured by a survey meter.	N/A	
The cooler's custody seal, if present, is intact.	N/A	
Sample custody seals, if present, are intact.	N/A	
The cooler or samples do not appear to have been compromised or tampered with.	True	
Samples were received on ice.	True	
Cooler Temperature is acceptable.	True	
Cooler Temperature is recorded.	True	
COC is present.	True	
COC is filled out in ink and legible.	True	
COC is filled out with all pertinent information.	True	
Is the Field Sampler's name present on COC?	True	
There are no discrepancies between the containers received and the COC.	True	
Samples are received within Holding Time (excluding tests with immediate HTs)	True	
Sample containers have legible labels.	True	
Containers are not broken or leaking.	True	
Sample collection date/times are provided.	True	
Appropriate sample containers are used.	True	
Sample bottles are completely filled.	False	Limited volume received.
Sample Preservation Verified.	True	Refer to Job Narrative for details.
There is sufficient vol. for all requested analyses, incl. any requested MS/MSDs	True	
Containers requiring zero headspace have no headspace or bubble is <6mm (1/4").	N/A	
Multiphasic samples are not present.	True	
Samples do not require splitting or compositing.	True	
Residual Chlorine Checked.	N/A	

END OF REPORT

eurofins | Environment Testing

ANALYTICAL REPORT

PREPARED FOR

Attn: Kip Gray
Geosyntec Consultants Inc
1255 Roberts Blvd. NW
Suite 200
Kennesaw, Georgia 30144

Generated 8/2/2024 7:13:52 PM

JOB DESCRIPTION

Plant Hammond

JOB NUMBER

705-3342-1

Eurofins Atlanta
3080 Presidential Dr
Atlanta GA 30340

See page two for job notes and contact information.

my EOL

Eurofins Atlanta

Job Notes

The test results in this report relate only to the samples as received by the laboratory and will meet all requirements of the methodology, with any exceptions noted. This report shall not be reproduced except in full, without the express written approval of the laboratory. All questions should be directed to the Eurofins Environment Testing Southeast, LLC Project Manager.

Authorization

Generated
8/2/2024 7:13:52 PM

Authorized for release by
David Fuller, Project Manager
David.Fuller@et.eurofinsus.com
(770)344-8986

Table of Contents

Qualifiers

Metals

Qualifier	Qualifier Description
4	MS, MSD: The analyte present in the original sample is greater than 4 times the matrix spike concentration; therefore, control limits are not applicable.

Glossary

Abbreviation	These commonly used abbreviations may or may not be present in this report.
¤	Listed under the "D" column to designate that the result is reported on a dry weight basis
%R	Percent Recovery
CFL	Contains Free Liquid
CFU	Colony Forming Unit
CNF	Contains No Free Liquid
DER	Duplicate Error Ratio (normalized absolute difference)
Dil Fac	Dilution Factor
DL	Detection Limit (DoD/DOE)
DL, RA, RE, IN	Indicates a Dilution, Re-analysis, Re-extraction, or additional Initial metals/anion analysis of the sample
DLC	Decision Level Concentration (Radiochemistry)
EDL	Estimated Detection Limit (Dioxin)
LOD	Limit of Detection (DoD/DOE)
LOQ	Limit of Quantitation (DoD/DOE)
MCL	EPA recommended "Maximum Contaminant Level"
MDA	Minimum Detectable Activity (Radiochemistry)
MDC	Minimum Detectable Concentration (Radiochemistry)
MDL	Method Detection Limit
ML	Minimum Level (Dioxin)
MPN	Most Probable Number
MQL	Method Quantitation Limit
NC	Not Calculated
ND	Not Detected at the reporting limit (or MDL or EDL if shown)
NEG	Negative / Absent
POS	Positive / Present
PQL	Practical Quantitation Limit
PRES	Presumptive
QC	Quality Control
RER	Relative Error Ratio (Radiochemistry)
RL	Reporting Limit or Requested Limit (Radiochemistry)
RPD	Relative Percent Difference, a measure of the relative difference between two points
TEF	Toxicity Equivalent Factor (Dioxin)
TEQ	Toxicity Equivalent Quotient (Dioxin)
TNTC	Too Numerous To Count

Eurofins Atlanta
3080 Presidential Dr
Atlanta, GA 30340
Phone (770) 457-8177

Chain of Custody Record

eurofins | Environment Testing

8/2/2024

Client Information

Sampler: Zain Webb
Phone: 404-434-2074

Lab PM: David Fuller / Phone: 770-344-8686
E-Mail: David.Fuller@et.eurofinsus.com

Carrier Tracking No(s):

COC No:

Client Contact: Kip Gray
Company: Geosyntec Consultants Inc
PWSID:

State of Origin: GA

Page: Page 1 of 1

Job #:

Address: 1255 Roberts Blvd, NW, Suite 200
City: Kennesaw
State, Zip: GA, 30144
Phone:
Email: Kip.Gray@Geosyntec.com
Project Name: Plant Hammond
Task Code:
Task Code#:

Due Date Requested:
TAT Requested (days): RUSH / 1 Day TAT
Compliance Project: ☐ Yes ☐ No
Lab Project #: 70500911 (DO NOT REMOVE)
PO #: 10005 1183
Project #: GW6581G
SSOW#:

Analysis Requested

Preservation Codes: D - HNO3

Other:

Sample Identification	Sample Date	Sample Time	Sample Type (C=comp, G=grab)	Matrix (Water, Soil, Sediment, Tissue, Air)	Field Filtered Sample (Yes or No)	Perform MS/MSD (Yes or No)	6010D - Total Boron	6020B - Total Arsenic and Iron	6020B - Total Iron and Molybdenum		6010D - Dissolved Boron - Field Filtered (FF)	6020B - Dissolved Arsenic and Iron (FF)	6020B - Dissolved Iron and Molybdenum (FF)							Total Number of Containers	Special Instructions/Note:
			Preservation Code				D	D	D		D	D	D								
HAM-PT-14-07-31-UNF-AM	7-31-24	0910	G	W	N	N	X	X	—		—	—	—							1	
HAM-PT-14-07-31-FIL-AM	7-31-24	0910	G	W	N	Y	—	—	—		X	X	—							1	
HAM-PT-07-07-31-UNF-AM	7-31-24	0940	G	W	N	Y	X	X	—		—	—	—							1	
HAM-PT-07-07-31-FIL-AM	7-31-24	0940	G	W	N	Y	—	—	—		X	X	—							1	
HAM-PT-08-07-31-UNF-AM	7-31-24	1000	G	W	N	Y	X	X	—		—	—	—							1	
HAM-PT-08-07-31-FIL-AM	7-31-24	1000	G	W	N	Y	—	—	—		X	X	—							1	
HAM-PT-13-07-31-UNF-AM	7-31-24	0950	G	W	N	Y	X	X	—		—	—	—							1	
HAM-PT-13-07-31-FIL-AM	7-31-24	0950	G	W	N	Y	—	—	—		X	X	—							1	
HAM-PT-14-07-31-UNF-PM	7-31-24	1540	G	W	N	Y	X	X	—		—	—	—							1	
HAM-PT-14-07-31-FIL-PM	7-31-24	1540	G	W	N	Y	—	—	—		X	X	—							1	
	24 7/31/24																				

705-3042 COC

Possible Hazard Identification
☐ Non-Hazard ☐ Flammable ☐ Skin Irritant ☐ Poison B ☒ Unknown ☐ Radiological

Sample Disposal (A fee may be assessed if samples are retained longer than 1 month)
☐ Return To Client ☒ Disposal By Lab ☐ Archive For ___ Mo

Deliverable Requested: I, II, III, IV, Other (specify)

Special Instructions/QC Requirements:

Empty Kit Relinquished by: | Date: | Time: | Method of Shipment: Client

Relinquished by	Date/Time	Company	Received by	Date/Time	Company
Zain Webb	8-1-24 1511	Geosyntec	[signature]	8-1-24 1511	
[signature]	8-1-24 1555		[signature]	8-1-24 3:55	
[signature]	8-1-24 4:30		Anna Neal	8-1-24 1630	Eurofins

Custody Seals Intact: ☐ Yes ☐ No
Custody Seal No.:

Cooler Temperature(s) °C and Other Remarks: 0.3°C / #2927

Ver: 04/05/2024

Job Narrative
705- 4 -1

Analytical test results meet all requirements of the associated regulatory program listed on the Accreditation/Certification Summary Page unless otherwise noted under the individual analysis. Data qualifiers and/or narrative comments are included to explain any exceptions, if applicable.

- Matrix QC may not be reported if insufficient sample is provided or site-specific QC samples were not submitted. In these situations, to demonstrate precision and accuracy at a batch level, a LCS/LCSD may be performed, unless otherwise specified in the method.
- Surrogate and/or isotope dilution analyte recoveries (if applicable) which are outside of the QC window are confirmed unless attributed to a dilution or otherwise noted in the narrative.

Receipt
The samples were received on 8/1/2024 4: 0 PM. Unless otherwise noted below, the samples arrived in good condition, and, where required, properly preserved and on ice. The temperature of the cooler at receipt time was 0. °C.

Receipt Exceptions
The reference method requires samples to be preserved to a p of less than 2. The following samples were received with a p of 2, 2, , 2, and 2, respectively: AM-PT-14-07- 1-UN -AM (705- 42-1), AM-PT-07-07- 1-UN -AM (705- 42-), AM-PT-08-07- 1-UN -AM (705- 42-5), AM-PT-1 -07- 1-UN -AM (705- 42-7) and AM-PT-14-07- 1-UN -PM (705- 42-9). The samples were preserved to the appropriate p in the laboratory.

Metals
Method 020 - Total ecoverable: The matrix spi e / matrix spi e duplicate (MS/MSD) recoveries for preparation batch 705- 210 and analytical batch 705- 52 was outside control limits. Sample matrix interference is suspected.The post digestion spi e passed.

No additional analytical or quality issues were noted, other than those described above or in the Definitions/ Glossary page.

Client Sample Results

Client: Geosyntec Consultants Inc
Project/Site: Plant Hammond

Job ID: 705-1139-2

Client Sample ID: MPT -34-A8-07-1A-Fr x-PT

Lab Sample ID: 705-118H-A

Date Cdlle/ te2: 07vl AvH8 09:A0

T atWo: c ateW

Date Re/ eihe2: 06v0AvH8 A(:10

T et) d2: Sc 68((0A0D - T etals .IC3y

PnalUte	Result	f ualiBeW	RL	T DL	Fnit	D	3WpaW2	PnalUQe2	Dil xa/
, dWln	0z(A		0.030	0.094	m6/g		0L/09/93 07:54	0L/09/93 21:2L	2

T et) d2: Sc 68((0H0, - T etals .IC3vT Sy- 4dtal Re/ dheWble

PnalUte	Result	f ualiBeW	RL	T DL	Fnit	D	3WpaW2	PnalUQe2	Dil xa/
PWeni/	0zA6		0.0050	0.0021	m6/g		0L/09/93 0L:01	0L/09/93 25:32	2
IWln	18		0.030	0.02L	m6/g		0L/09/93 0L:01	0L/09/93 25:32	2

8 uroEns f tlanta

Client Sample Results

Client: Geosyntec Consultants Inc
Project/Site: Plant Hammond

Job ID: 705-1139-2

Client Sample ID: MPT -34-A8-07-1A-xIL-PT

Lab Sample ID: 705-118H-H

Date Cdlle/ te2: 07vl AvH8 09:A0

T atWo: c ateW

Date Re/ eihe2: 06v0AvH8 A(:10

T et) d2: Sc 68((0A0D - T etals .IC3y- Dissdlhe2

PnalUte	Result	f ualiBeW	RL	T DL	Fnit	D	3WpaW2	PnalUQe2	Dil xa/
, dWlnNDissdlhe2	0z5(		0.030	0.094	m6/g			0L/09/93 21:5A	2

T et) d2: Sc 68((0H0, - T etals .IC3vT Sy- Dissdlhe2

PnalUte	Result	f ualiBeW	RL	T DL	Fnit	D	3WpaW2	PnalUQe2	Dil xa/
PWleni/ NDissdlhe2	0zAA		0.0050	0.0021	m6/g			0L/09/93 23:17	2
IWlnNDissdlhe2	A6		0.030	0.02L	m6/g			0L/09/93 23:17	2

8 uroEns f tlanta

Client Sample Results

Client: Geosyntec Consultants Inc
Project/Site: Plant Hammond

Job ID: 705-1139-2

Client Sample ID: MPT -34-07-07-1A-Fr x-PT

Lab Sample ID: 705-118H-1

Date Cdlle/ te2: 07vl AvH8 09:80

T atWo: c ateW

Date Re/ eihe2: 06v0AvH8 A(:10

T et) d2: Sc 68((0A0D - T etals .IC3y

PnalUte	Result	f ualiBeW	RL	T DL	Fnit	D	3WpaW2	PnalUQe2	Dil xa/
, dWln	0z(A		0.030	0.094	m6/g		0L/09/93 07:54	0L/09/93 21:1L	2

T et) d2: Sc 68((0H0, - T etals .IC3vT Sy- 4dtal Re/ dheWble

PnalUte	Result	f ualiBeW	RL	T DL	Fnit	D	3WpaW2	PnalUQe2	Dil xa/
PWeni/	0z88		0.0050	0.0021	m6/g		0L/09/93 0L:01	0L/09/93 25:33	2
IWln	AA0		0.30	0.2L	m6/g		0L/09/93 0L:01	0L/09/93 24:24	20

8 uroEns f tlanta

Client Sample Results

Client: Geosyntec Consultants Inc
Project/Site: Plant Hammond

Job ID: 705-1139-2

Client Sample ID: MPT -34-07-07-1A-xIL-PT

Lab Sample ID: 705-118H-8

Date CdIle/ te2: 07vl AvH8 09:80

T atWo: c ateW

Date Re/ eihe2: 06v0AvH8 A(:10

T et) d2: Sc 68((0A0D - T etals .IC3y- Dissdlhe2

PnalUte	Result	f ualiBeW	RL	T DL	Fnit	D	3WpaW2	PnalUQe2	Dil xa/
, dWlnNDissdlhe2	0z5A		0.030	0.094	m6/g			0L/09/93 23:07	2

T et) d2: Sc 68((0H0, - T etals .IC3vT Sy- Dissdlhe2

PnalUte	Result	f ualiBeW	RL	T DL	Fnit	D	3WpaW2	PnalUQe2	Dil xa/
PWeni/ NDissdlhe2	0z010		0.0050	0.0021	m6/g			0L/09/93 23:1A	2
IWlnNDissdlhe2	Hz6		0.30	0.2L	m6/g			0L/09/93 24:2A	20

8 uroEns f tlanta

Client Sample Results

Client: Geosyntec Consultants Inc
Project/Site: Plant Hammond

Job ID: 705-1139-2

Client Sample ID: MPT -34-06-07-1A-Fr x-PT

Lab Sample ID: 705-118H-5

Date Cdlle/ te2: 07vl AvH8 A0:00

T atWo: c ateW

Date Re/ eihe2: 06v0AvH8 A(:10

T et) d2: Sc 68((0A0D - T etals .IC3y

PnalUte	Result	f ualiBeW	RL	T DL	Fnit	D	3WpaW2	PnalUQe2	Dil xa/
, dWln	0z(5		0.030	0.094	m6/g		0L/09/93 07:54	0L/09/93 21:32	2

T et) d2: Sc 68((0H0, - T etals .IC3vT Sy- 4dtal Re/ dheWble

PnalUte	Result	f ualiBeW	RL	T DL	Fnit	D	3WpaW2	PnalUQe2	Dil xa/
PWeni/	0z81		0.0050	0.0021	m6/g		0L/09/93 0L:01	0L/09/93 25:34	2
IWln	18		0.030	0.02L	m6/g		0L/09/93 0L:01	0L/09/93 25:34	2

8 uroEns f tlanta

Client Sample Results

Client: Geosyntec Consultants Inc
Project/Site: Plant Hammond

Job ID: 705-1139-2

Client Sample ID: MPT -34-06-07-1A-xIL-PT

Lab Sample ID: 705-118H-(

Date CdIle/ te2: 07vl AvH8 A0:00

T atWo: c ateW

Date Re/ eihe2: 06v0AvH8 A(:10

T et) d2: Sc 68((0A0D - T etals .IC3y- Dissdlhe2

PnalUte	Result	f ualiBeW	RL	T DL	Fnit	D	3WpaW2	PnalUQe2	Dil xa/
, dWlnNDissdlhe2	0z(A		0.030	0.094	m6/g			0L/09/93 23:20	2

T et) d2: Sc 68((0H0, - T etals .IC3vT Sy- Dissdlhe2

PnalUte	Result	f ualiBeW	RL	T DL	Fnit	D	3WpaW2	PnalUQe2	Dil xa/
PWeni/ NDissdlhe2	0zA(		0.0050	0.0021	m6/g			0L/09/93 23:32	2
IWlnNDissdlhe2	A1		0.030	0.02L	m6/g			0L/09/93 23:32	2

8 uroEns f tlanta

Client Sample Results

Client: Geosyntec Consultants Inc
Project/Site: Plant Hammond

Job ID: 705-1139-2

Client Sample ID: MPT -34-A1-07-1A-Fr x-PT

Lab Sample ID: 705-118H-7

Date Cdlle/ te2: 07vl AvH8 09:50

T atWo: c ateW

Date Re/ eihe2: 06v0AvH8 A(:10

T et) d2: Sc 68((0A0D - T etals .IC3y

PnalUte	Result	f ualiBeW	RL	T DL	Fnit	D	3WpaW2	PnalUQe2	Dil xa/
, dWln	0z5(		0.030	0.094	m6/g		0L/09/93 07:54	0L/09/93 21:33	2

T et) d2: Sc 68((0H0, - T etals .IC3vT Sy- 4dtal Re/ dheWble

PnalUte	Result	f ualiBeW	RL	T DL	Fnit	D	3WpaW2	PnalUQe2	Dil xa/
PWeni/	0zHH		0.0050	0.0021	m6/g		0L/09/93 0L:01	0L/09/93 24:22	2
IWln	1(		0.030	0.02L	m6/g		0L/09/93 0L:01	0L/09/93 24:22	2

Client Sample Results

Client: Geosyntec Consultants Inc
Project/Site: Plant Hammond

Job ID: 705-1139-2

Client Sample ID: MPT -34-A1-07-1A-xIL-PT

Lab Sample ID: 705-118H-6

Date Cdlle/ te2: 07v1 AvH8 09:50

T atWo: c ateW

Date Re/ eihe2: 06v0AvH8 A(:10

T et) d2: Sc 68((0A0D - T etals .IC3y- Dissdlhe2

PnalUte	Result	f ualiBeW	RL	T DL	Fnit	D	3WpaW2	PnalUQe2	Dil xa/
, dWlnNDissdlhe2	0z58		0.030	0.094	m6/g			0L/09/93 23:21	2

T et) d2: Sc 68((0H0, - T etals .IC3vT Sy- Dissdlhe2

PnalUte	Result	f ualiBeW	RL	T DL	Fnit	D	3WpaW2	PnalUQe2	Dil xa/
PWeni/ NDissdlhe2	0zA1		0.0050	0.0021	m6/g			0L/09/93 23:33	2
IWlnNDissdlhe2	H1		0.030	0.02L	m6/g			0L/09/93 23:33	2

8 uroEns f tlanta

Client Sample Results

Client: Geosyntec Consultants Inc
Project/Site: Plant Hammond

Job ID: 705-1139-2

Client Sample ID: MPT -34-A8-07-1A-Fr x-3T

Lab Sample ID: 705-118H-9

Date Cdlle/ te2: 07vl AvH8 A5:80

T atWo: c ateW

Date Re/ eihe2: 06v0AvH8 A(:10

T et) d2: Sc 68((0A0D - T etals .IC3y

PnalUte	Result	f ualiBeW	RL	T DL	Fnit	D	3WpaW2	PnalUQe2	Dil xa/
, dWln	0z1A		0.030	0.094	m6/g		0L/09/93 07:54	0L/09/93 21:37	2

T et) d2: Sc 68((0H0, - T etals .IC3vT Sy- 4dtal Re/ dheWble

PnalUte	Result	f ualiBeW	RL	T DL	Fnit	D	3WpaW2	PnalUQe2	Dil xa/
PWeni/	0z05A		0.0050	0.0021	m6/g		0L/09/93 0L:01	0L/09/93 25:10	2
IWln	A7		0.030	0.02L	m6/g		0L/09/93 0L:01	0L/09/93 25:10	2

Client Sample Results

Client: Geosyntec Consultants Inc
Project/Site: Plant Hammond

Job ID: 705-1139-2

Client Sample ID: MPT -34-A8-07-1A-xIL-3T

Lab Sample ID: 705-118H-A0

Date CdIle/ te2: 07vl AvH8 A5:80

T atWo: c ateW

Date Re/ eihe2: 06v0AvH8 A(:10

T et) d2: Sc 68((0A0D - T etals .IC3y- Dissdlhe2

PnalUte	Result	f ualiBeW	RL	T DL	Fnit	D	3WpaW2	PnalUQe2	Dil xa/
, dWlnNDissdlhe2	0z1H		0.030	0.094	m6/g			0L/09/93 23:24	2

T et) d2: Sc 68((0H0, - T etals .IC3vT Sy- Dissdlhe2

PnalUte	Result	f ualiBeW	RL	T DL	Fnit	D	3WpaW2	PnalUQe2	Dil xa/
PWeni/ NDissdlhe2	0z0A8		0.0050	0.0021	m6/g			0L/09/93 23:34	2
lWlnNDissdlhe2	8z1		0.030	0.02L	m6/g			0L/09/93 23:34	2

8 uroEns f tlanta

QC Sample Results

i et Gs y t ocuGt a i oGcPer Gsc IGa
j /o$ashhnst : j er Gsd r B B oGN

Job ID: 705-118C-I

Method: 6010D - Metals (ICP)

Lab Sample ID: MB 705-630/ A1-r
MatxiW T atex
r nalNsis Bat8h: 6F17

Client Sample ID: Method Blank
Pxep yNpe: yotalAc r
Pxep Bat8h: 630/

r nalNte	MB Result	MB Quali2ex	RL	MDL	f nit	D	Pxepaxed	r nalNUed	Dil za8
. o/oG	4 D		02080	02OC6	B gHL		0, H0CH08 07:56	0, H0CH08 I 1:I C	I

Lab Sample ID: LCS 705-630/ A3-r
MatxiW T atex
r nalNsis Bat8h: 6F17

Client Sample ID: Lab Contxol Sample
Pxep yNpe: yotalAc r
Pxep Bat8h: 630/

r nalNte	Spike r dded	LCS Result	LCS Quali2ex	f nit	D	%Re8	%Re8 Limits
. o/oG	I 200	02/, v		B gHL		vv	, 0 - I C0

Lab Sample ID: 705-FF93-1 MS
MatxiW T atex
r nalNsis Bat8h: 6F17

Client Sample ID: Hr M-Py-19-07-F1-f cz-r M
Pxep yNpe: yotalAc r
Pxep Bat8h: 630/

r nalNte	Sample Result	Sample Quali2ex	Spike r dded	MS Result	MS Quali2ex	f nit	D	%Re8	%Re8 Limits
. o/oG	026I		I 200	I 25v		B gHL		v,	75 - I C5

Lab Sample ID: 705-FF93-1 MSD
MatxiW T atex
r nalNsis Bat8h: 6F17

Client Sample ID: Hr M-Py-19-07-F1-f cz-r M
Pxep yNpe: yotalAc r
Pxep Bat8h: 630/

r nalNte	Sample Result	Sample Quali2ex	Spike r dded	MSD Result	MSD Quali2ex	f nit	D	%Re8	%Re8 Limits	RPD	RPD Limit
. o/oG	026I		I 200	I 260		B gHL		vv	75 - I C5	I	C0

Lab Sample ID: MB 705-63/ 6A1-r
MatxiW T atex
r nalNsis Bat8h: 6F17

Client Sample ID: Method Blank
Pxep yNpe: Dissolved

r nalNte	MB Result	MB Quali2ex	RL	MDL	f nit	D	Pxepaxed	r nalNUed	Dil za8
. o/oG3Drccoe9t N	4 D		02080	02OC6	B gHL			0, H0CH08 I 1:50	I

Lab Sample ID: LCS 705-63/ 6A3-r
MatxiW T atex
r nalNsis Bat8h: 6F17

Client Sample ID: Lab Contxol Sample
Pxep yNpe: Dissolved

r nalNte	Spike r dded	LCS Result	LCS Quali2ex	f nit	D	%Re8	%Re8 Limits
. o/oG3Drccoe9t N	I 200	02/, 6		B gHL		vv	, 0 - I C0

Lab Sample ID: LCSD 705-63/ 6AF-r
MatxiW T atex
r nalNsis Bat8h: 6F17

Client Sample ID: Lab Contxol Sample Dup
Pxep yNpe: Dissolved

r nalNte	Spike r dded	LCSD Result	LCSD Quali2ex	f nit	D	%Re8	%Re8 Limits	RPD	RPD Limit
. o/oG3Drccoe9t N	I 200	02/7,		B gHL		v,	, 0 - I C0	I	C0

EP/ofrGc Aser Ger

Method: 6030B - Metals (ICPAMS)

Lab Sample ID: MB 705-6310A1-r — **Client Sample ID: Method Blank**
MatxiW T atex — **Pxep yNpe: yotal Re8ovexable**
r nalNsis Bat8h: 6F53 — **Pxep Bat8h: 6310**

r nalNte	MB Result	MB Quali2ex	RL	MDL	f nit	D	Pxepaxed	r nalNUed	Dil za8
A/ct Gra	4 D		02050	0200l 1	B gHL		0, H0CH03 0, :01	0, H0CH03 l 5:C5	l
l/oG	4 D		0280	020l ,	B gHL		0, H0CH03 0, :01	0, H0CH03 l 5:C5	l

Lab Sample ID: LCS 705-6310A3-r — **Client Sample ID: Lab Contxol Sample**
MatxiW T atex — **Pxep yNpe: yotal Re8ovexable**
r nalNsis Bat8h: 6F53 — **Pxep Bat8h: 6310**

r nalNte	Spike r dded	LCS Result	LCS Quali2ex	f nit	D	%Re8	%Re8 Limits
A/ct Gra	02 00	020v71		B gHL		v7	, 0 - l C0
l/oG	l 200	02v51		B gHL		v5	, 0 - l C0

Lab Sample ID: 705-FF93-4 MS — **Client Sample ID: Hr M-Py-19-07-F1-f c z-PM**
MatxiW T atex — **Pxep yNpe: yotal Re8ovexable**
r nalNsis Bat8h: 6F53 — **Pxep Bat8h: 6310**

r nalNte	Sample Result	Sample Quali2ex	Spike r dded	MS Result	MS Quali2ex	f nit	D	%Re8	%Re8 Limits
A/ct Gra	0205l		02 00	02 5C		B gHL		l 0l	75 - l C5
l/oG	l 7		l 200	l , 2v 8		B gHL		l 6l	75 - l C5

Lab Sample ID: 705-FF93-4 MSD — **Client Sample ID: Hr M-Py-19-07-F1-f c z-PM**
MatxiW T atex — **Pxep yNpe: yotal Re8ovexable**
r nalNsis Bat8h: 6F53 — **Pxep Bat8h: 6310**

r nalNte	Sample Result	Sample Quali2ex	Spike r dded	MSD Result	MSD Quali2ex	f nit	D	%Re8	%Re8 Limits	RPD	RPD Limit
A/ct Gra	0205l		02 00	02 8,		B gHL		v7	75 - l C5	1	C0
l/oG	l 7		l 200	l , 2v 8		B gHL		l 61	75 - l C5	0	C0

Lab Sample ID: MB 705-63/ 5A1-r — **Client Sample ID: Method Blank**
MatxiW T atex — **Pxep yNpe: Dissolved**
r nalNsis Bat8h: 6F51

r nalNte	MB Result	MB Quali2ex	RL	MDL	f nit	D	Pxepaxed	r nalNUed	Dil za8
A/ct Gra3Drccoe9t N	4 D		02050	0200l 1	B gHL			0, H0CH03 l 8:C1	l
l/oG3Drccoe9t N	4 D		0280	020l ,	B gHL			0, H0CH03 l 8:C1	l

Lab Sample ID: LCS 705-63/ 5A3-r — **Client Sample ID: Lab Contxol Sample**
MatxiW T atex — **Pxep yNpe: Dissolved**
r nalNsis Bat8h: 6F51

r nalNte	Spike r dded	LCS Result	LCS Quali2ex	f nit	D	%Re8	%Re8 Limits
A/ct Gra3Drccoe9t N	02 00	020, 8C		B gHL		, 8	, 0 - l C0
l/oG3Drccoe9t N	l 200	l 208		B gHL		l 08	, 0 - l C0

Lab Sample ID: LCSD 705-63/ 5AF-r — **Client Sample ID: Lab Contxol Sample Dup**
MatxiW T atex — **Pxep yNpe: Dissolved**
r nalNsis Bat8h: 6F51

r nalNte	Spike r dded	LCSD Result	LCSD Quali2ex	f nit	D	%Re8	%Re8 Limits	RPD	RPD Limit
A/ct Gra3Drccoe9t N	02 00	020, 61		B gHL		, 6	, 0 - l C0	1	C0
l/oG3Drccoe9t N	l 200	l 206		B gHL		l 06	, 0 - l C0	1	C0

Lab Chronicle

Client: Geosyntec Consultants Inc
r jo/ectSHite: r lant mad d onA

Job ID: 705-1126-P

Client Sample ID: HAM-PT-13-07-41-F 5 8-AM — Lab Sample ID: 70x-443W1

Date Collecte2: 07R41R13 0v:10 — **Matrid: / ater**
Date 9 eceiye2: 0BR01R13 1s:40

Prep Tupe	z atch Tupe	z atch Metho2	9 Un	DilUtion 8actor	z atch 5 Umber	AnaluNt	Lab	Prepare2 or Analu6e2
9otalSp 3	r jeB	10P03			L60v	ET	449 39T	0vS06S2 07:5L
9otalSp 3	3nalysis	L0P0D		P	L1P7	D3E	449 39T	0vS06S2 P1:Pv
9otal NecoRejable	r jeB	10053			L6P0	ET	449 39T	0vS06S2 0v:01
9otal NecoRejable	3nalysis	L060E		P	L156	3D	449 39T	0vS06S2 P5:2P

Client Sample ID: HAM-PT-13-07-41-8IL-AM — Lab Sample ID: 70x-443WW

Date Collecte2: 07R41R13 0v:10 — **Matrid: / ater**
Date 9 eceiye2: 0BR01R13 1s:40

Prep Tupe	z atch Tupe	z atch Metho2	9 Un	DilUtion 8actor	z atch 5 Umber	AnaluNt	Lab	Prepare2 or Analu6e2
DissolReA	3nalysis	L0P0D		P	L1P7	D3E	449 39T	0vS06S2 P1:58
DissolReA	3nalysis	L060E		P	L15P	3D	449 39T	0vS06S2 P2:17

Client Sample ID: HAM-PT-07-07-41-F 5 8-AM — Lab Sample ID: 70x-443W4

Date Collecte2: 07R41R13 0v:30 — **Matrid: / ater**
Date 9 eceiye2: 0BR01R13 1s:40

Prep Tupe	z atch Tupe	z atch Metho2	9 Un	DilUtion 8actor	z atch 5 Umber	AnaluNt	Lab	Prepare2 or Analu6e2
9otalSp 3	r jeB	10P03			L60v	ET	449 39T	0vS06S2 07:5L
9otalSp 3	3nalysis	L0P0D		P	L1P7	D3E	449 39T	0vS06S2 P1:1v
9otal NecoRejable	r jeB	10053			L6P0	ET	449 39T	0vS06S2 0v:01
9otal NecoRejable	3nalysis	L060E		P	L156	3D	449 39T	0vS06S2 P5:22
9otal NecoRejable	r jeB	10053			L6P0	ET	449 39T	0vS06S2 0v:01
9otal NecoRejable	3nalysis	L060E		P0	L156	3D	449 39T	0vS06S2 PL:PL

Client Sample ID: HAM-PT-07-07-41-8IL-AM — Lab Sample ID: 70x-443W3

Date Collecte2: 07R41R13 0v:30 — **Matrid: / ater**
Date 9 eceiye2: 0BR01R13 1s:40

Prep Tupe	z atch Tupe	z atch Metho2	9 Un	DilUtion 8actor	z atch 5 Umber	AnaluNt	Lab	Prepare2 or Analu6e2
DissolReA	3nalysis	L0P0D		P	L1P7	D3E	449 39T	0vS06S2 P2:07
DissolReA	3nalysis	L060E		P	L15P	3D	449 39T	0vS06S2 P2:18
DissolReA	3nalysis	L060E		P0	L15P	3D	449 39T	0vS06S2 PL:P8

Client Sample ID: HAM-PT-0B-07-41-F 5 8-AM — Lab Sample ID: 70x-443Wx

Date Collecte2: 07R41R13 10:00 — **Matrid: / ater**
Date 9 eceiye2: 0BR01R13 1s:40

Prep Tupe	z atch Tupe	z atch Metho2	9 Un	DilUtion 8actor	z atch 5 Umber	AnaluNt	Lab	Prepare2 or Analu6e2
9otalSp 3	r jeB	10P03			L60v	ET	449 39T	0vS06S2 07:5L
9otalSp 3	3nalysis	L0P0D		P	L1P7	D3E	449 39T	0vS06S2 P1:2P
9otal NecoRejable	r jeB	10053			L6P0	ET	449 39T	0vS06S2 0v:01
9otal NecoRejable	3nalysis	L060E		P	L156	3D	449 39T	0vS06S2 P5:2L

Lab Chronicle

Client: Geosyntec Consultants Inc
r jo/ectSHite: r lant mad d onA

Job ID: 705-1126-P

Client Sample ID: HAM-PT-0B-07-41-8IL-AM — Lab Sample ID: 70x-443Ws

Date Collecte2: 07R41R13 10:00 — **Matrid: / ater**
Date 9 eceiye2: 0BR01R13 1s:40

Prep Tupe	z atch Tupe	z atch Metho2	9 Un	DilUtion 8actor	z atch 5 Umber	AnaluNt	Lab	Prepare2 or Analu6e2
DissolReA	3nalysis	L0P0D		P	L1P7	D3E	449 39T	0vS06S2 P2:P0
DissolReA	3nalysis	L060E		P	L15P	3D	449 39T	0vS06S2 P2:2P

Client Sample ID: HAM-PT-14-07-41-F5 8-AM — Lab Sample ID: 70x-443W7

Date Collecte2: 07R41R13 0v:x0 — **Matrid: / ater**
Date 9 eceiye2: 0BR01R13 1s:40

Prep Tupe	z atch Tupe	z atch Metho2	9 Un	DilUtion 8actor	z atch 5 Umber	AnaluNt	Lab	Prepare2 or Analu6e2
9otalSp 3	r jeB	10P03			L60v	ET	449 39T	0vS06S2 07:5L
9otalSp 3	3nalysis	L0P0D		P	L1P7	D3E	449 39T	0vS06S2 P1:22
9otal NecoRejable	r jeB	10053			L6P0	ET	449 39T	0vS06S2 0v:01
9otal NecoRejable	3nalysis	L060E		P	L156	3D	449 39T	0vS06S2 PL:PP

Client Sample ID: HAM-PT-14-07-41-8IL-AM — Lab Sample ID: 70x-443WB

Date Collecte2: 07R41R13 0v:x0 — **Matrid: / ater**
Date 9 eceiye2: 0BR01R13 1s:40

Prep Tupe	z atch Tupe	z atch Metho2	9 Un	DilUtion 8actor	z atch 5 Umber	AnaluNt	Lab	Prepare2 or Analu6e2
DissolReA	3nalysis	L0P0D		P	L1P7	D3E	449 39T	0vS06S2 P2:P1
DissolReA	3nalysis	L060E		P	L15P	3D	449 39T	0vS06S2 P2:22

Client Sample ID: HAM-PT-13-07-41-F5 8-PM — Lab Sample ID: 70x-443Wv

Date Collecte2: 07R41R13 1x:30 — **Matrid: / ater**
Date 9 eceiye2: 0BR01R13 1s:40

Prep Tupe	z atch Tupe	z atch Metho2	9 Un	DilUtion 8actor	z atch 5 Umber	AnaluNt	Lab	Prepare2 or Analu6e2
9otalSp 3	r jeB	10P03			L60v	ET	449 39T	0vS06S2 07:5L
9otalSp 3	3nalysis	L0P0D		P	L1P7	D3E	449 39T	0vS06S2 P1:27
9otal NecoRejable	r jeB	10053			L6P0	ET	449 39T	0vS06S2 0v:01
9otal NecoRejable	3nalysis	L060E		P	L156	3D	449 39T	0vS06S2 P5:10

Client Sample ID: HAM-PT-13-07-41-8IL-PM — Lab Sample ID: 70x-443W10

Date Collecte2: 07R41R13 1x:30 — **Matrid: / ater**
Date 9 eceiye2: 0BR01R13 1s:40

Prep Tupe	z atch Tupe	z atch Metho2	9 Un	DilUtion 8actor	z atch 5 Umber	AnaluNt	Lab	Prepare2 or Analu6e2
DissolReA	3nalysis	L0P0D		P	L1P7	D3E	449 39T	0vS06S2 P2:PL
DissolReA	3nalysis	L060E		P	L15P	3D	449 39T	0vS06S2 P2:2L

Laboratoru 9 eferenceN:
449 39T = 4ujofins 3tlanta, 10v0 r jesiAential Dj, 3tlanta, G3 10120, 94T (770)257-vP77

Accreditation/Certification Summary

Client: Geosyntec Consultants Inc
Project/Site: Plant Hammond

Job ID: 705-3342-1

Laboratory: Eurofins Atlanta

The accreditations/certifications listed below are applicable to this report.

Authority	Program	Identification Number	Expiration Date
Florida	NELAP	E87582	06-30-25

Method Summary

Client: Geosyntec Consultants Inc
Project/Site: Plant Hammond

Job ID: 705-1139-2

Method	Method Description	Protocol	Laboratory
4020D	6 etals MCP(	SW834	)) E TEA
4090L	6 etals MCP/6 S(	SW834	)) E TEA
1005T	PreBarationpEotal , ecoRerable or DissolRed 6 etals	SW834	)) E TEA
1020T	PreBarationp Eotal 6 etals	SW834	)) E TEA

Protocol References:

SW834 v =Eest 6 et" ods hor) RaluatinF Solid WastepP" ysical/C" emical 6 et" ods=pE" ird) ditionpg oRember 2N84 Tnd Its UBdates.

Laboratory References:

)) E TEA v) urofins Ttlantap1080 Presidential DrpTtlantapGT 10130pE) AM70(357-8277

Sample Summary

Client: Geosyntec Consultants Inc
j /oSctHnite: j lant d aA A onM

Job ID: 705-118P-r

Lab Sample ID	Client Sample ID	Matrix	Collected	Received
705-118P-r	d T3 -j 4-r 8-07-1r -F L W-T3	2 ate/	07H r HP8 09:r 0	0UH0r HP8 r N:10
705-118P-P	d T3 -j 4-r 8-07-1r -W6-T3	2 ate/	07H r HP8 09:r 0	0UH0r HP8 r N:10
705-118P-1	d T3 -j 4-07-07-1r -F L W-T3	2 ate/	07H r HP8 09:80	0UH0r HP8 r N:10
705-118P-8	d T3 -j 4-07-07-1r -W6-T3	2 ate/	07H r HP8 09:80	0UH0r HP8 r N:10
705-118P-5	d T3 -j 4-0U-07-1r -F L W-T3	2 ate/	07H r HP8 r 0:00	0UH0r HP8 r N:10
705-118P-N	d T3 -j 4-0U-07-1r -W6-T3	2 ate/	07H r HP8 r 0:00	0UH0r HP8 r N:10
705-118P-7	d T3 -j 4-r 1-07-1r -F L W-T3	2 ate/	07H r HP8 09:50	0UH0r HP8 r N:10
705-118P-U	d T3 -j 4-r 1-07-1r -W6-T3	2 ate/	07H r HP8 09:50	0UH0r HP8 r N:10
705-118P-9	d T3 -j 4-r 8-07-1r -F L W-j 3	2 ate/	07H r HP8 r 5:80	0UH0r HP8 r N:10
705-118P-r 0	d T3 -j 4-r 8-07-1r -W6-j 3	2 ate/	07H r HP8 r 5:80	0UH0r HP8 r N:10

Login Sample Receipt Checklist

Client: Geosyntec Consultants Inc

Job Number: 705-3342-1

Login Number: 3342

List Source: Eurofins Atlanta

List Number: 1

Creator: Maguire, Parris

Question	Answer	Comment
Radioactivity wasn't checked or is </= background as measured by a survey meter.	N/A	
The cooler's custody seal, if present, is intact.	N/A	
Sample custody seals, if present, are intact.	N/A	
The cooler or samples do not appear to have been compromised or tampered with.	True	
Samples were received on ice.	True	
Cooler Temperature is acceptable.	True	
Cooler Temperature is recorded.	True	
COC is present.	True	
COC is filled out in ink and legible.	True	
COC is filled out with all pertinent information.	True	
Is the Field Sampler's name present on COC?	True	
There are no discrepancies between the containers received and the COC.	True	
Samples are received within Holding Time (excluding tests with immediate HTs)	True	
Sample containers have legible labels.	True	
Containers are not broken or leaking.	True	
Sample collection date/times are provided.	True	
Appropriate sample containers are used.	True	
Sample bottles are completely filled.	True	Limited volume received.
Sample Preservation Verified.	True	UNF samples slightly above 2. adjusted in lab
There is sufficient vol. for all requested analyses, incl. any requested MS/MSDs	True	
Containers requiring zero headspace have no headspace or bubble is <6mm (1/4").	N/A	
Multiphasic samples are not present.	True	
Samples do not require splitting or compositing.	True	
Residual Chlorine Checked.	N/A	

END OF REPORT

APPENDIX B

Slug Test Graphical Solutions and Model Parameters

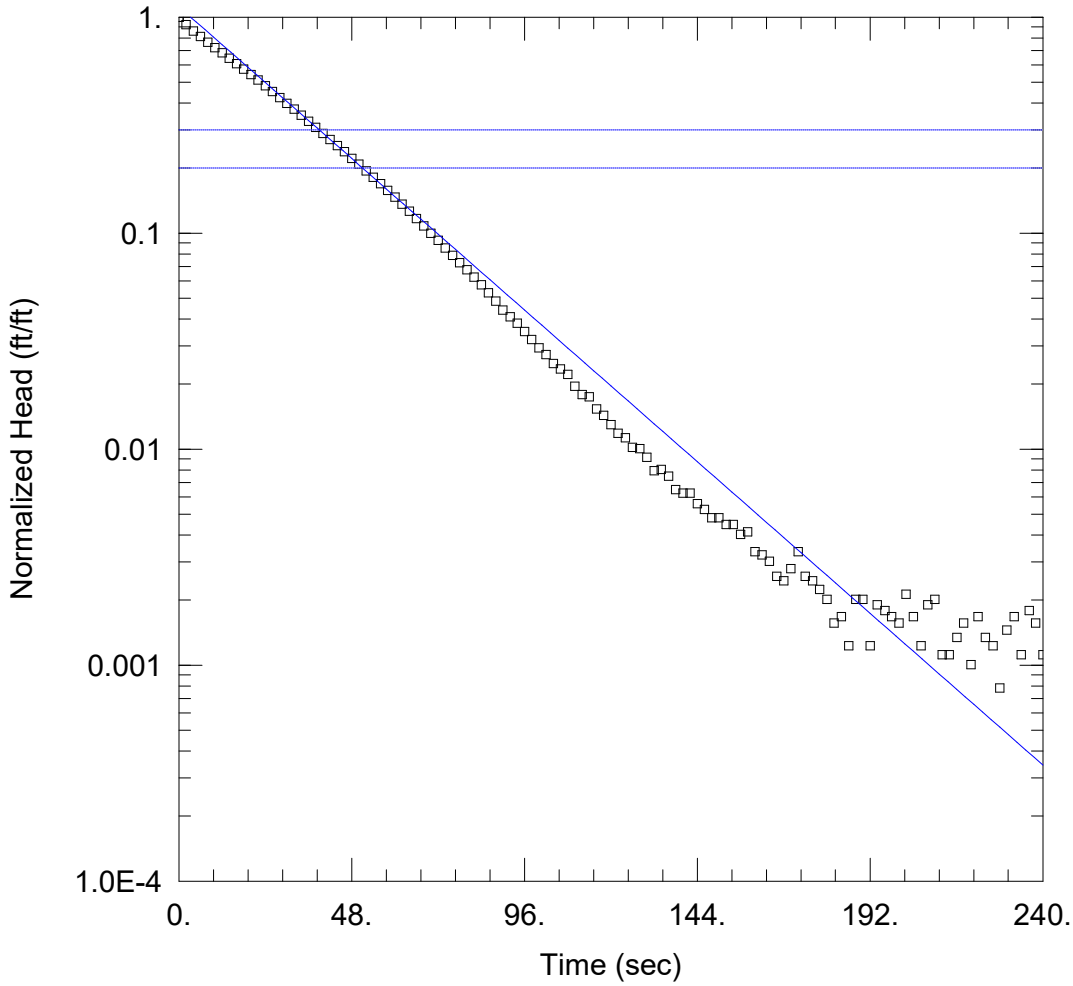

INW-03 TEST 1

Data Set: N:\...\INW-03_Test 1_BR.aqt
Date: 05/31/24 Time: 15:09:55

PROJECT INFORMATION

Company: Geosyntec
Client: Georgia Power
Project: GW6581G
Location: Plant Hammond
Test Well: INW-03
Test Date: 5/15/2024

AQUIFER DATA

Saturated Thickness: 15.1 ft Anisotropy Ratio (Kz/Kr): 0.1

WELL DATA (INW-03)

Initial Displacement: 8.94 ft Static Water Column Height: 15.1 ft
Total Well Penetration Depth: 14.85 ft Screen Length: 10. ft
Casing Radius: 0.083 ft Well Radius: 0.25 ft

SOLUTION

Aquifer Model: Unconfined Solution Method: Bouwer-Rice

K = 3.39 ft/day y0 = 9.984 ft

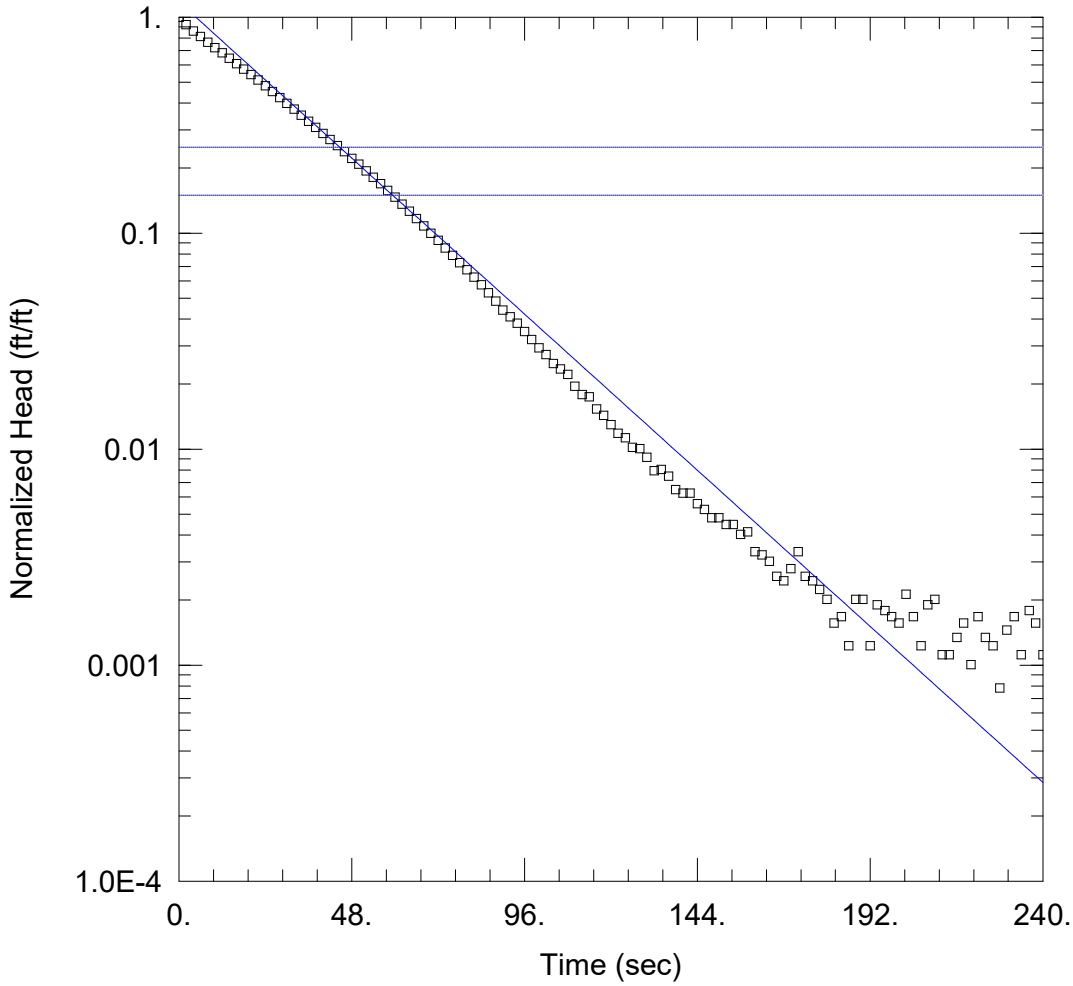

INW-03 TEST 1

Data Set: N:\...\INW-03_Test 1_HV.aqt
Date: 05/31/24 Time: 15:08:57

PROJECT INFORMATION

Company: Geosyntec
Client: Georgia Power
Project: GW6581G
Location: Plant Hammond
Test Well: INW-03
Test Date: 5/15/2024

AQUIFER DATA

Saturated Thickness: 15.1 ft Anisotropy Ratio (Kz/Kr): 0.1

WELL DATA (INW-03)

Initial Displacement: 8.94 ft Static Water Column Height: 15.1 ft
Total Well Penetration Depth: 14.85 ft Screen Length: 10. ft
Casing Radius: 0.083 ft Well Radius: 0.25 ft

SOLUTION

Aquifer Model: Unconfined Solution Method: Hvorslev

K = 4.342 ft/day y0 = 10.5 ft

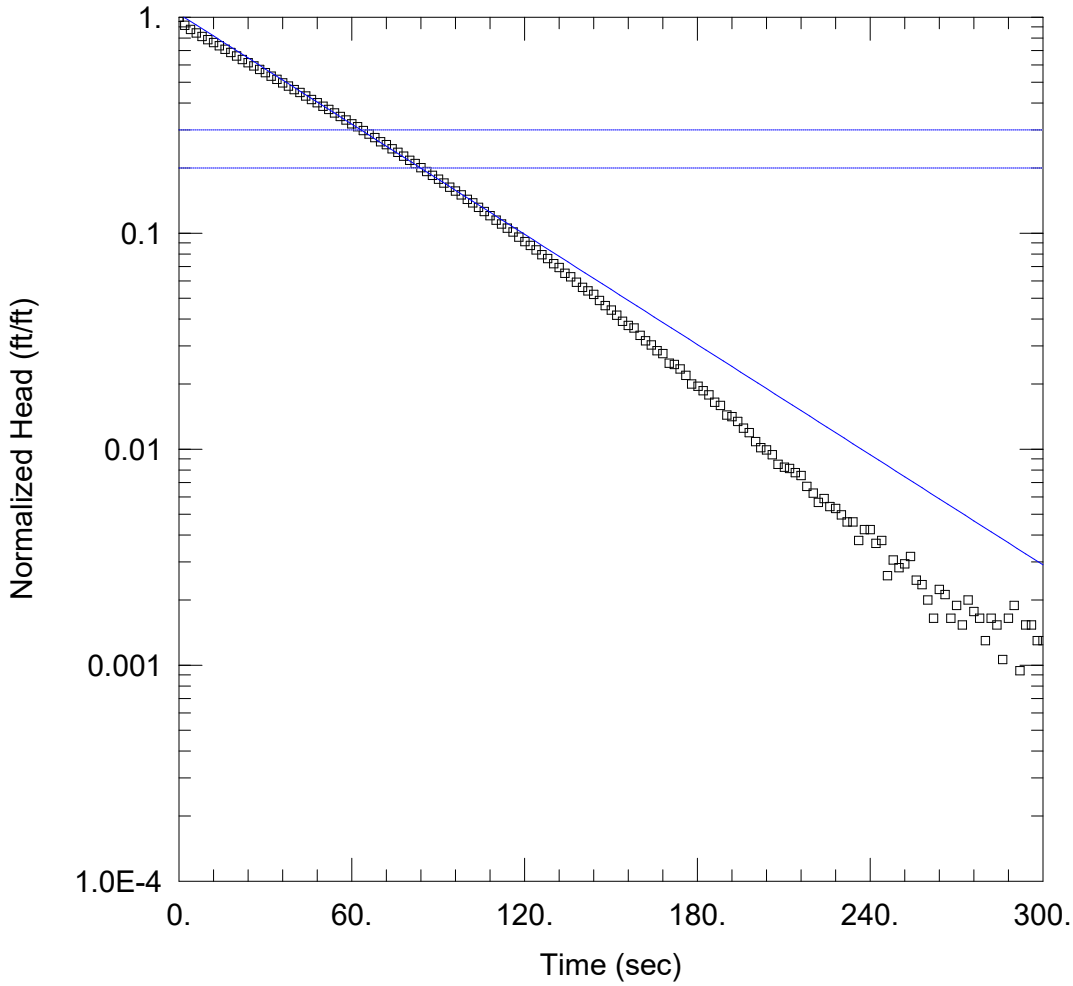

INW-03 TEST 2

Data Set: N:\...\INW-03_Test 2_BR.aqt
Date: 05/31/24 Time: 15:08:13

PROJECT INFORMATION

Company: Geosyntec
Client: Georgia Power
Project: GW6581G
Location: Plant Hammond
Test Well: INW-03
Test Date: 5/15/2024

AQUIFER DATA

Saturated Thickness: 15.1 ft Anisotropy Ratio (Kz/Kr): 0.1

WELL DATA (INW-03)

Initial Displacement: 8.48 ft
Total Well Penetration Depth: 14.85 ft
Casing Radius: 0.083 ft
Static Water Column Height: 15.1 ft
Screen Length: 10. ft
Well Radius: 0.25 ft

SOLUTION

Aquifer Model: Unconfined
Solution Method: Bouwer-Rice

K = 1.971 ft/day
y0 = 8.774 ft

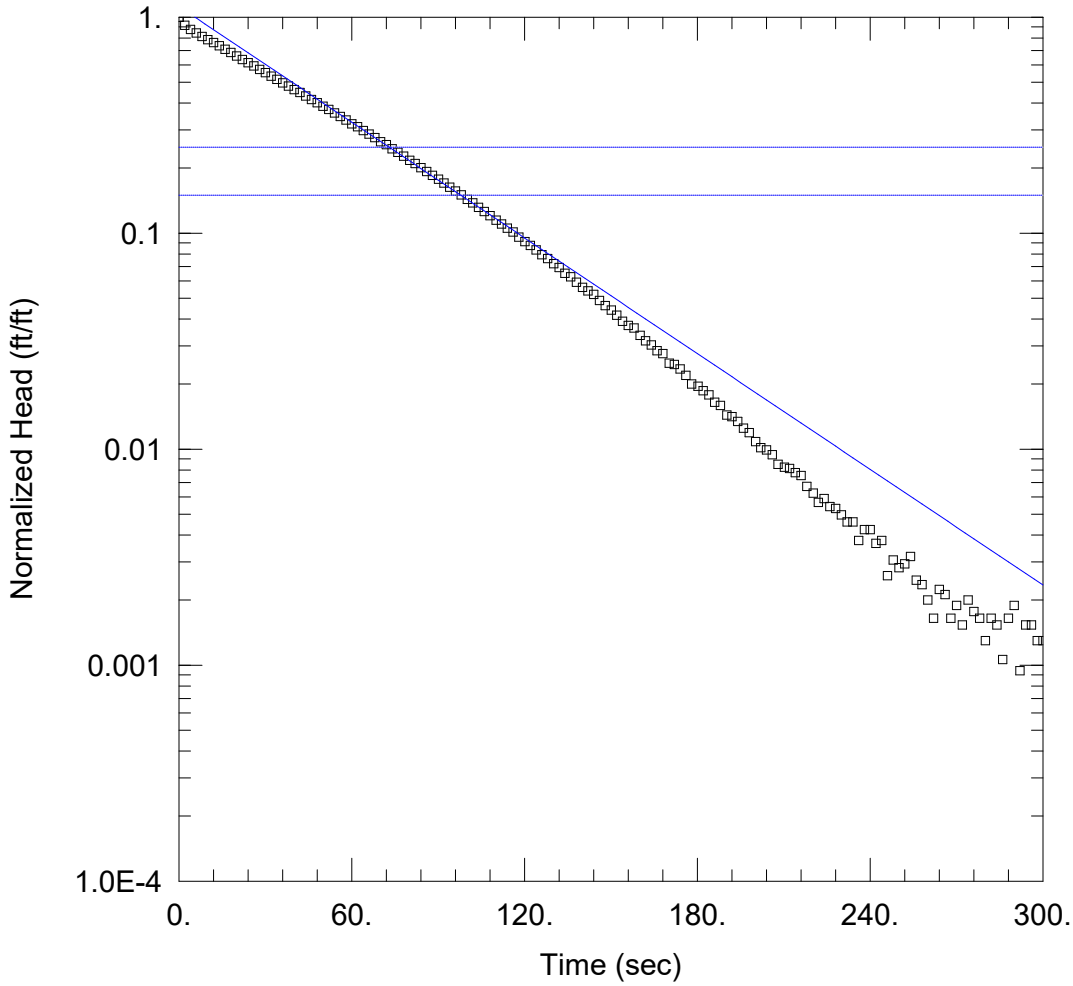

INW-03 TEST 2

Data Set: N:\...\INW-03_Test 2_HV.aqt
Date: 05/31/24 Time: 15:07:21

PROJECT INFORMATION

Company: Geosyntec
Client: Georgia Power
Project: GW6581G
Location: Plant Hammond
Test Well: INW-03
Test Date: 5/15/2024

AQUIFER DATA

Saturated Thickness: 15.1 ft Anisotropy Ratio (Kz/Kr): 0.1

WELL DATA (INW-03)

Initial Displacement: 8.48 ft Static Water Column Height: 15.1 ft
Total Well Penetration Depth: 14.85 ft Screen Length: 10. ft
Casing Radius: 0.083 ft Well Radius: 0.25 ft

SOLUTION

Aquifer Model: Unconfined Solution Method: Hvorslev

K = 2.575 ft/day y0 = 9.496 ft

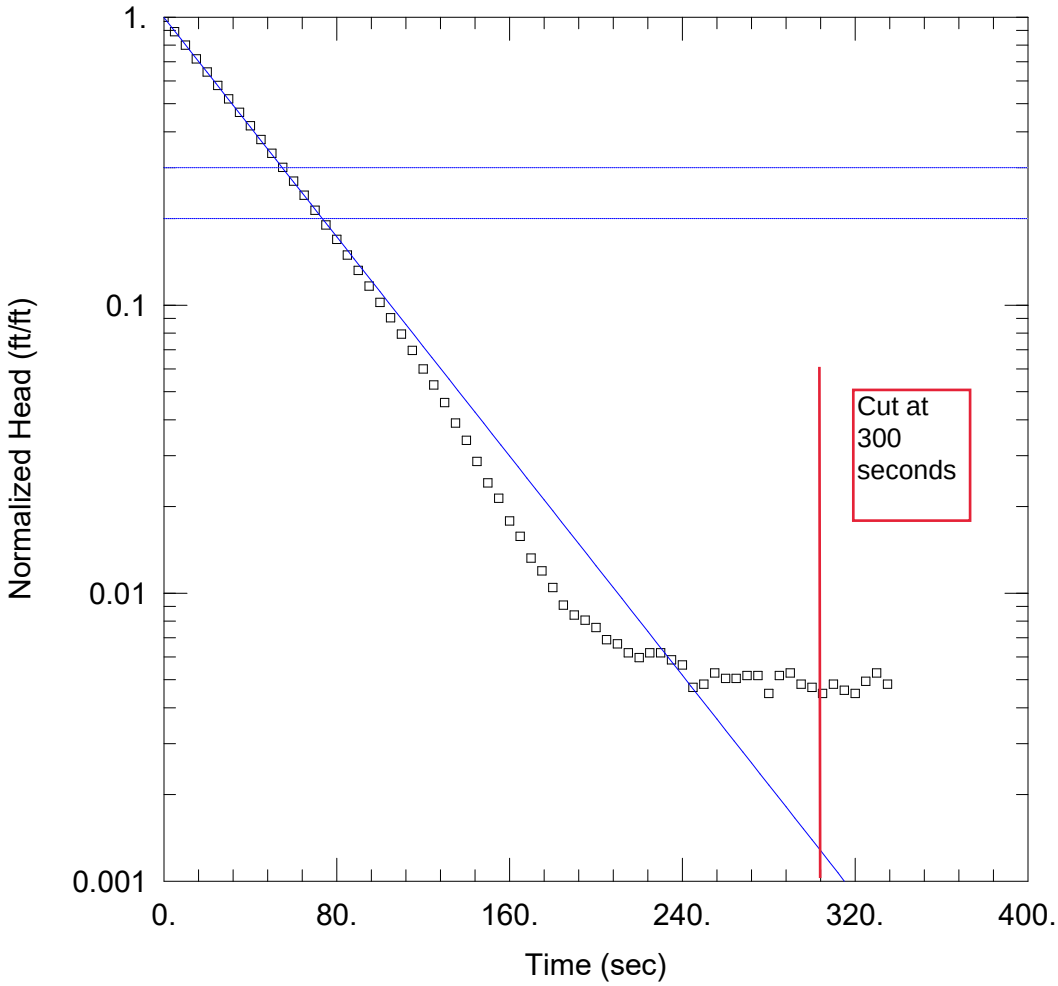

INW-04 TEST 2

Data Set: N:\...\INW-04_Test 1_BR.aqt
Date: 05/31/24 Time: 14:07:34

PROJECT INFORMATION

Company: Geosyntec
Client: Georgia Power
Project: GW6581G
Location: Plant Hammond
Test Well: INW-04
Test Date: 5/14/2024

AQUIFER DATA

Saturated Thickness: 20.4 ft Anisotropy Ratio (Kz/Kr): 0.1

WELL DATA (INW-04)

Initial Displacement: 8.7 ft Static Water Column Height: 20.4 ft
Total Well Penetration Depth: 20.15 ft Screen Length: 10. ft
Casing Radius: 0.083 ft Well Radius: 0.25 ft

SOLUTION

Aquifer Model: Unconfined Solution Method: Bouwer-Rice

K = 2.309 ft/day y0 = 8.668 ft

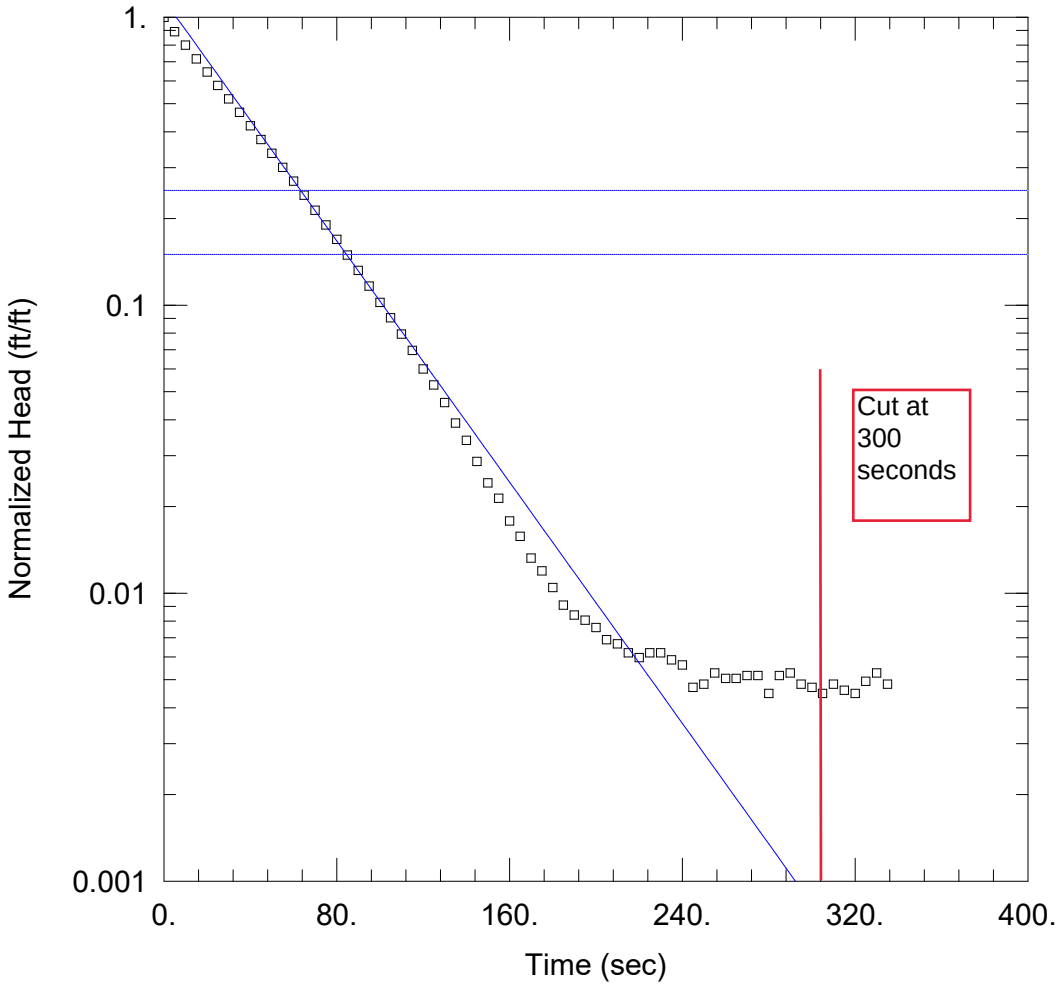

INW-04 TEST 2

Data Set: N:\...\INW-04_Test 1_HV.aqt
Date: 05/31/24 Time: 14:08:24

PROJECT INFORMATION

Company: Geosyntec
Client: Georgia Power
Project: GW6581G
Location: Plant Hammond
Test Well: INW-04
Test Date: 5/14/2024

AQUIFER DATA

Saturated Thickness: 20.4 ft Anisotropy Ratio (Kz/Kr): 0.1

WELL DATA (INW-04)

Initial Displacement: 8.7 ft Static Water Column Height: 20.4 ft
Total Well Penetration Depth: 20.15 ft Screen Length: 10. ft
Casing Radius: 0.083 ft Well Radius: 0.25 ft

SOLUTION

Aquifer Model: Unconfined Solution Method: Hvorslev

K = 3.019 ft/day y0 = 10. ft

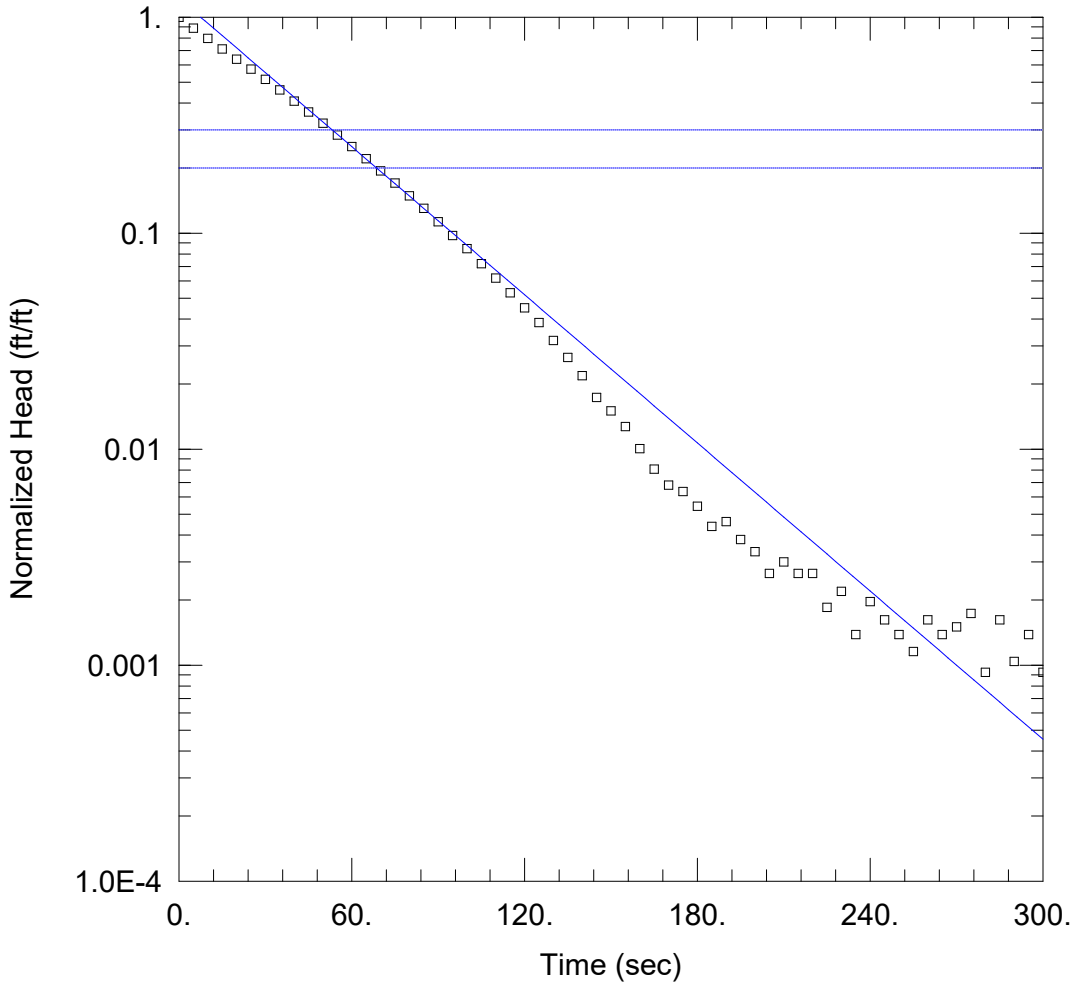

INW-04 TEST 3

Data Set: N:\...\INW-04_Test 3_BR.aqt
Date: 05/31/24 Time: 14:28:49

PROJECT INFORMATION

Company: Geosyntec
Client: Georgia Power
Project: GW6581G
Location: Plant Hammond
Test Well: INW-04
Test Date: 5/14/2024

AQUIFER DATA

Saturated Thickness: 20.4 ft Anisotropy Ratio (Kz/Kr): 0.1

WELL DATA (INW-04)

Initial Displacement: 8.65 ft
Total Well Penetration Depth: 20.15 ft
Casing Radius: 0.083 ft
Static Water Column Height: 20.4 ft
Screen Length: 10. ft
Well Radius: 0.25 ft

SOLUTION

Aquifer Model: Unconfined
Solution Method: Bouwer-Rice

K = 2.774 ft/day
y0 = 10.54 ft

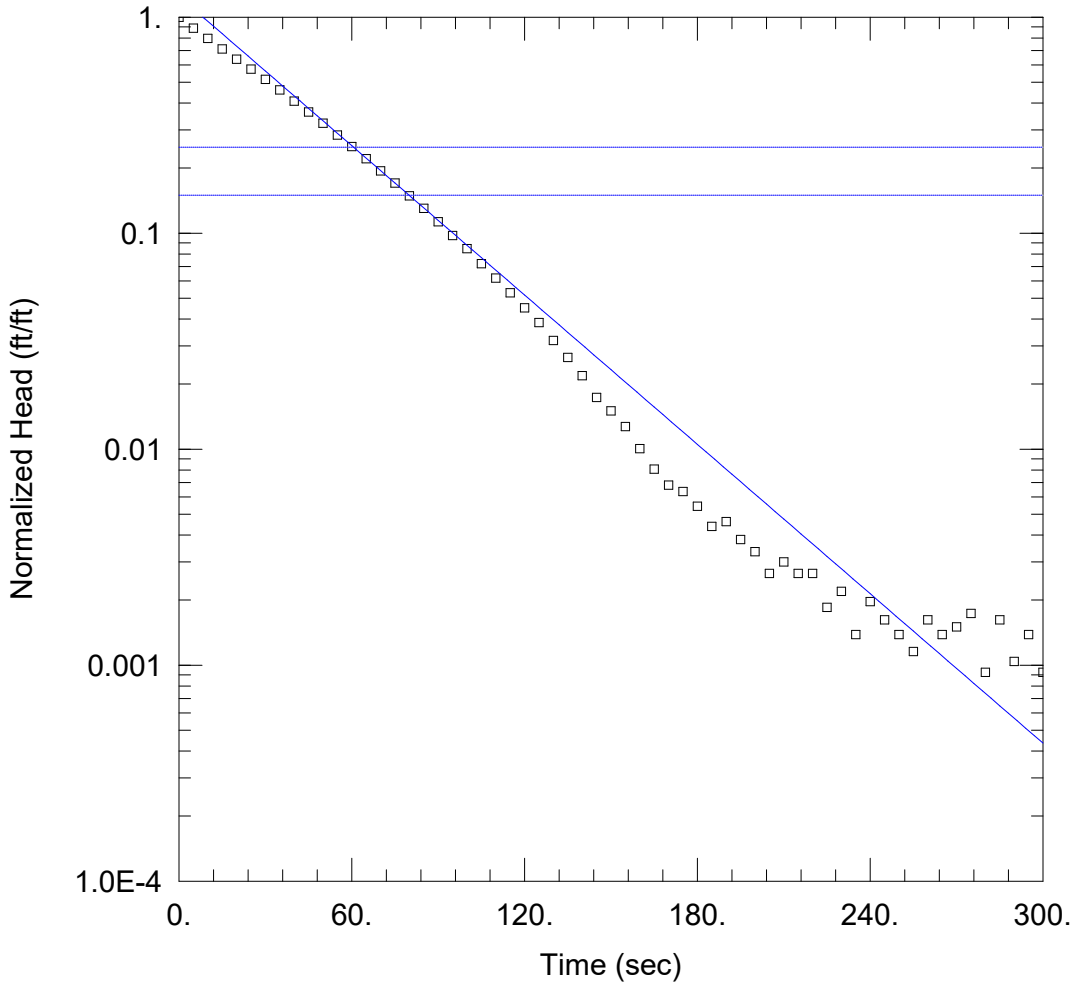

INW-04 TEST 3

Data Set: N:\...\INW-04_Test 3_HV.aqt
Date: 05/31/24 Time: 14:28:01

PROJECT INFORMATION

Company: Geosyntec
Client: Georgia Power
Project: GW6581G
Location: Plant Hammond
Test Well: INW-04
Test Date: 5/14/2024

AQUIFER DATA

Saturated Thickness: 20.4 ft Anisotropy Ratio (Kz/Kr): 0.1

WELL DATA (INW-04)

Initial Displacement: 8.65 ft Static Water Column Height: 20.4 ft
Total Well Penetration Depth: 20.15 ft Screen Length: 10. ft
Casing Radius: 0.083 ft Well Radius: 0.25 ft

SOLUTION

Aquifer Model: Unconfined Solution Method: Hvorslev

K = 3.323 ft/day y0 = 10.79 ft

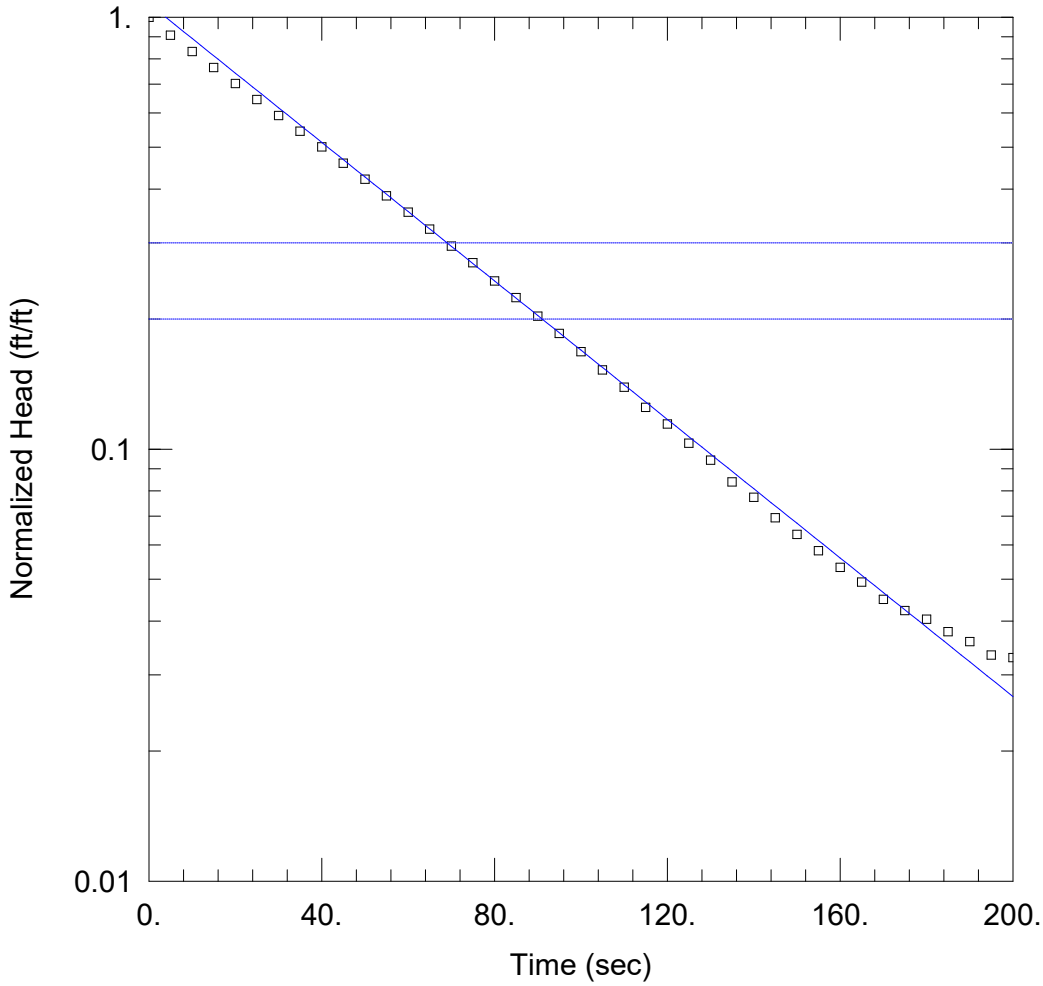

INW-05 TEST 1

Data Set: N:\...\INW-05_Test 1_BR.aqt
Date: 05/31/24 Time: 14:39:36

PROJECT INFORMATION

Company: Geosyntec
Client: Georgia Power
Project: GW6581G
Location: Plant Hammond
Test Well: INW-05
Test Date: 5/14/2024

AQUIFER DATA

Saturated Thickness: 20.54 ft Anisotropy Ratio (Kz/Kr): 0.1

WELL DATA (INW-05)

Initial Displacement: 8.84 ft
Total Well Penetration Depth: 20.29 ft
Casing Radius: 0.083 ft
Static Water Column Height: 20.54 ft
Screen Length: 10. ft
Well Radius: 0.25 ft

SOLUTION

Aquifer Model: Unconfined
Solution Method: Bouwer-Rice

K = 1.947 ft/day
y0 = 9.487 ft

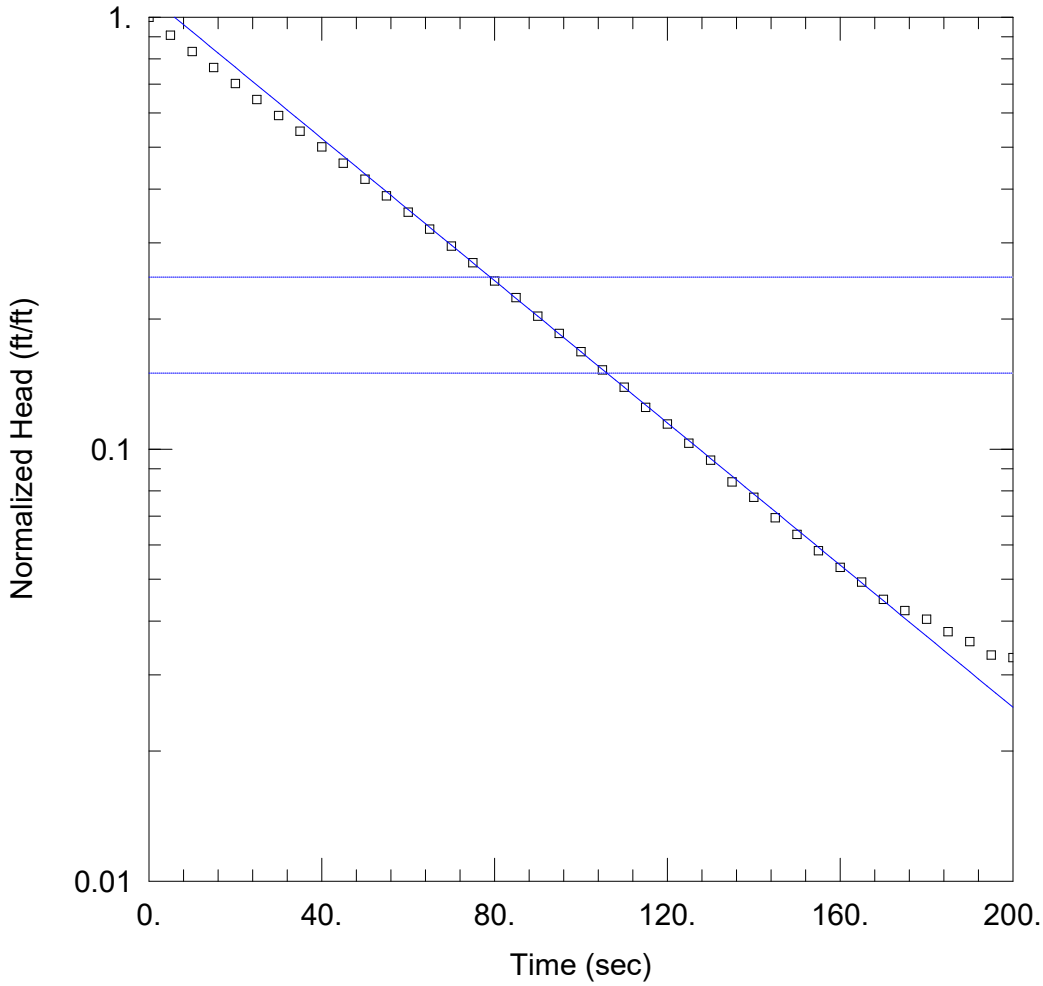

INW-05 TEST 1

Data Set: N:\...\INW-05_Test 1_HV.aqt
Date: 05/31/24 Time: 14:40:29

PROJECT INFORMATION

Company: Geosyntec
Client: Georgia Power
Project: GW6581G
Location: Plant Hammond
Test Well: INW-05
Test Date: 5/14/2024

AQUIFER DATA

Saturated Thickness: 20.54 ft Anisotropy Ratio (Kz/Kr): 0.1

WELL DATA (INW-05)

Initial Displacement: 8.84 ft Static Water Column Height: 20.54 ft
Total Well Penetration Depth: 20.29 ft Screen Length: 10. ft
Casing Radius: 0.083 ft Well Radius: 0.25 ft

SOLUTION

Aquifer Model: Unconfined Solution Method: Hvorslev

K = 2.373 ft/day y0 = 9.883 ft

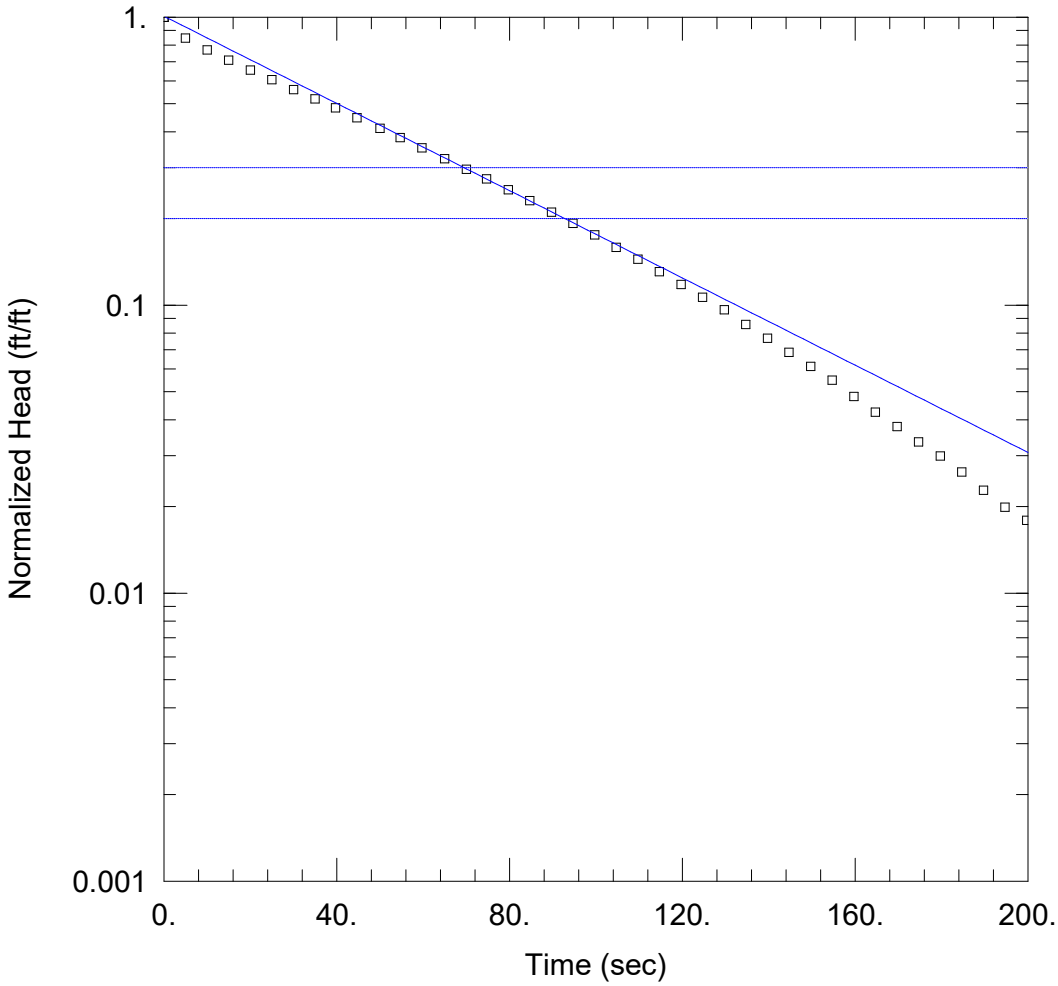

INW-05 TEST 2

Data Set: N:\...\INW-05_Test 2_BR.aqt
Date: 05/31/24 Time: 14:45:08

PROJECT INFORMATION

Company: Geosyntec
Client: Georgia Power
Project: GW6581G
Location: Plant Hammond
Test Well: INW-05
Test Date: 5/14/2024

AQUIFER DATA

Saturated Thickness: 20.54 ft Anisotropy Ratio (Kz/Kr): 0.1

WELL DATA (INW-05)

Initial Displacement: 10.06 ft Static Water Column Height: 20.54 ft
Total Well Penetration Depth: 20.29 ft Screen Length: 10. ft
Casing Radius: 0.083 ft Well Radius: 0.25 ft

SOLUTION

Aquifer Model: Unconfined Solution Method: Bouwer-Rice

K = 1.84 ft/day y0 = 10.14 ft

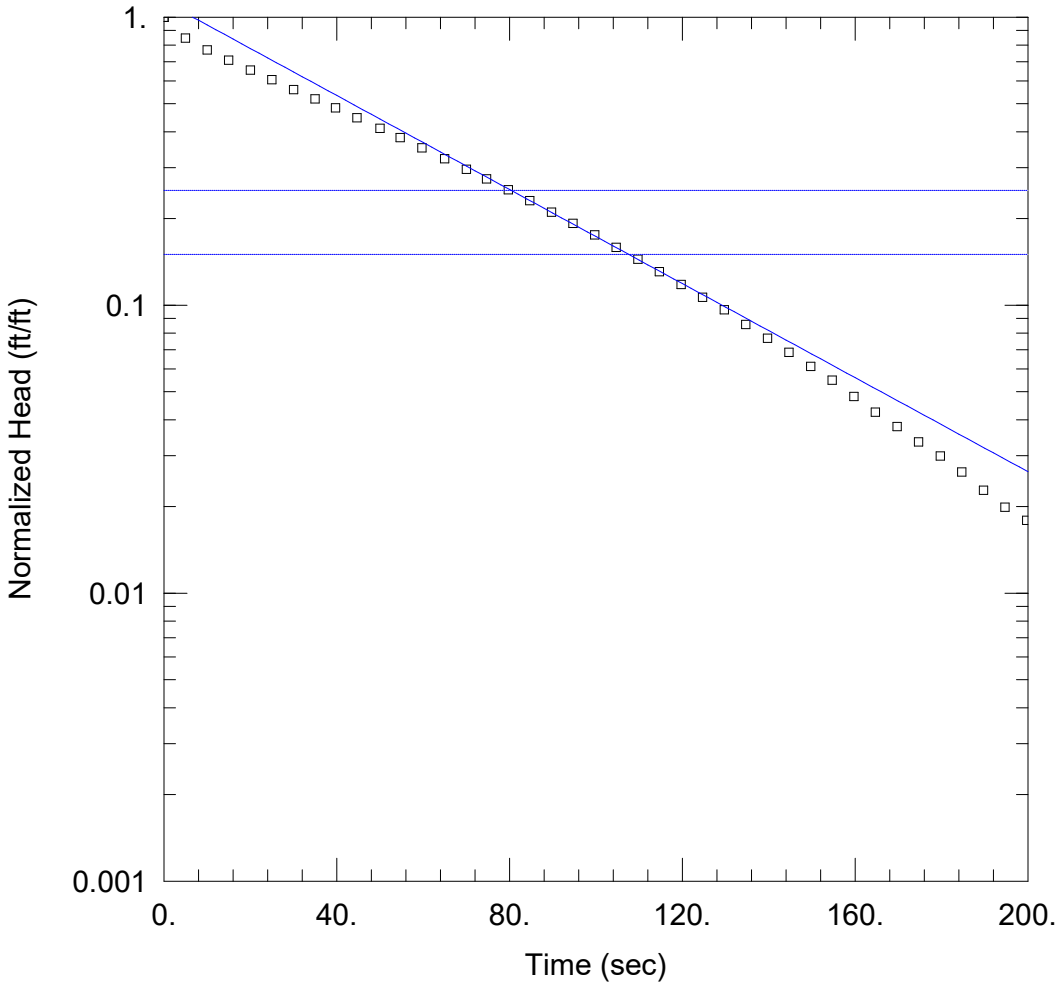

INW-05 TEST 2

Data Set: N:\...\INW-05_Test 2_HV.aqt
Date: 05/31/24 Time: 14:43:35

PROJECT INFORMATION

Company: Geosyntec
Client: Georgia Power
Project: GW6581G
Location: Plant Hammond
Test Well: INW-05
Test Date: 5/14/2024

AQUIFER DATA

Saturated Thickness: 20.54 ft Anisotropy Ratio (Kz/Kr): 0.1

WELL DATA (INW-05)

Initial Displacement: 10.06 ft Static Water Column Height: 20.54 ft
Total Well Penetration Depth: 20.29 ft Screen Length: 10. ft
Casing Radius: 0.083 ft Well Radius: 0.25 ft

SOLUTION

Aquifer Model: Unconfined Solution Method: Hvorslev

K = 2.354 ft/day y0 = 11.4 ft

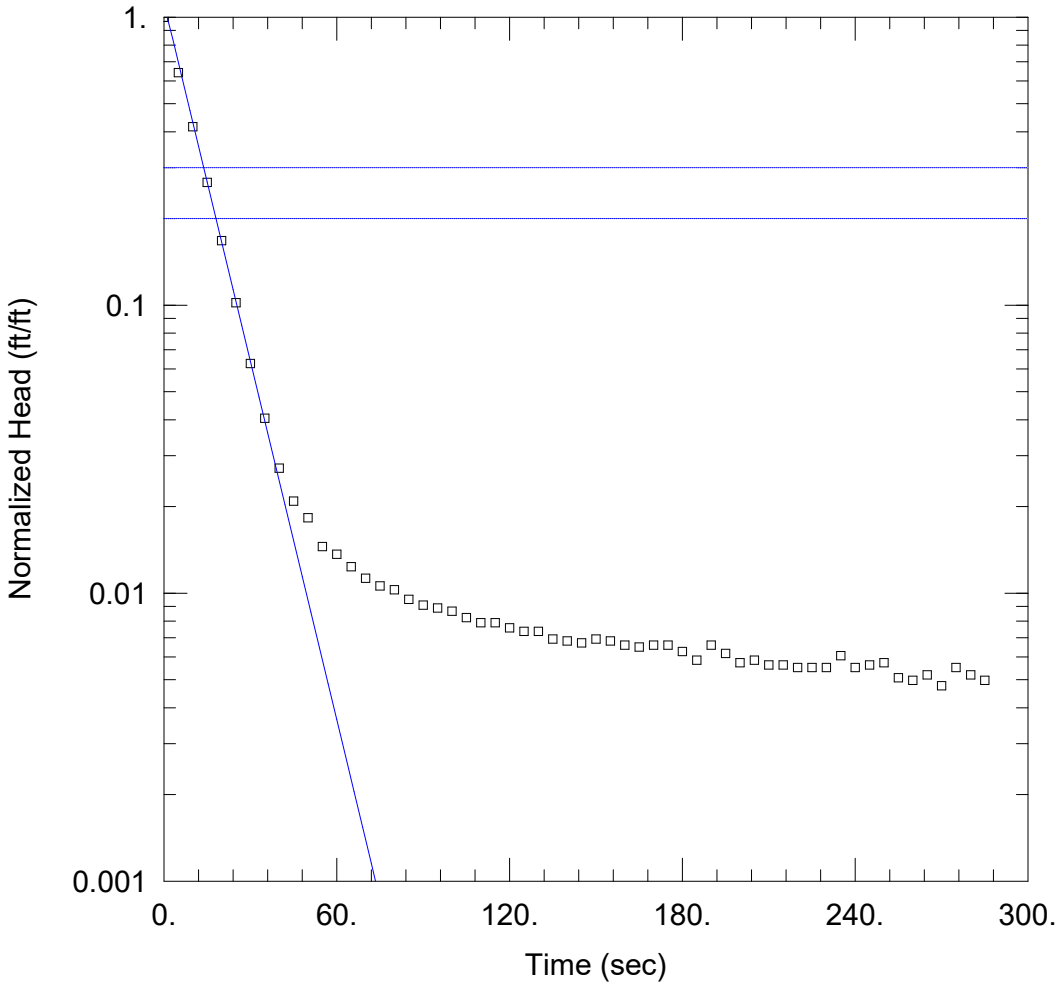

PT-07

Data Set: \...\PT-07_T1_BR.aqt
Date: 07/13/23 Time: 15:30:50

PROJECT INFORMATION

Company: Geosyntec
Client: Georgia Power
Project: GW6581G
Location: Plant Hammond
Test Well: PT-07
Test Date: 7/5/2023

AQUIFER DATA

Saturated Thickness: 22.99 ft Anisotropy Ratio (Kz/Kr): 0.1

WELL DATA (PT-07)

Initial Displacement: 9.24 ft
Total Well Penetration Depth: 22.74 ft
Casing Radius: 0.083 ft
Static Water Column Height: 22.99 ft
Screen Length: 10. ft
Well Radius: 0.25 ft

SOLUTION

Aquifer Model: Unconfined
Solution Method: Bouwer-Rice

K = 10.25 ft/day
y0 = 10.37 ft

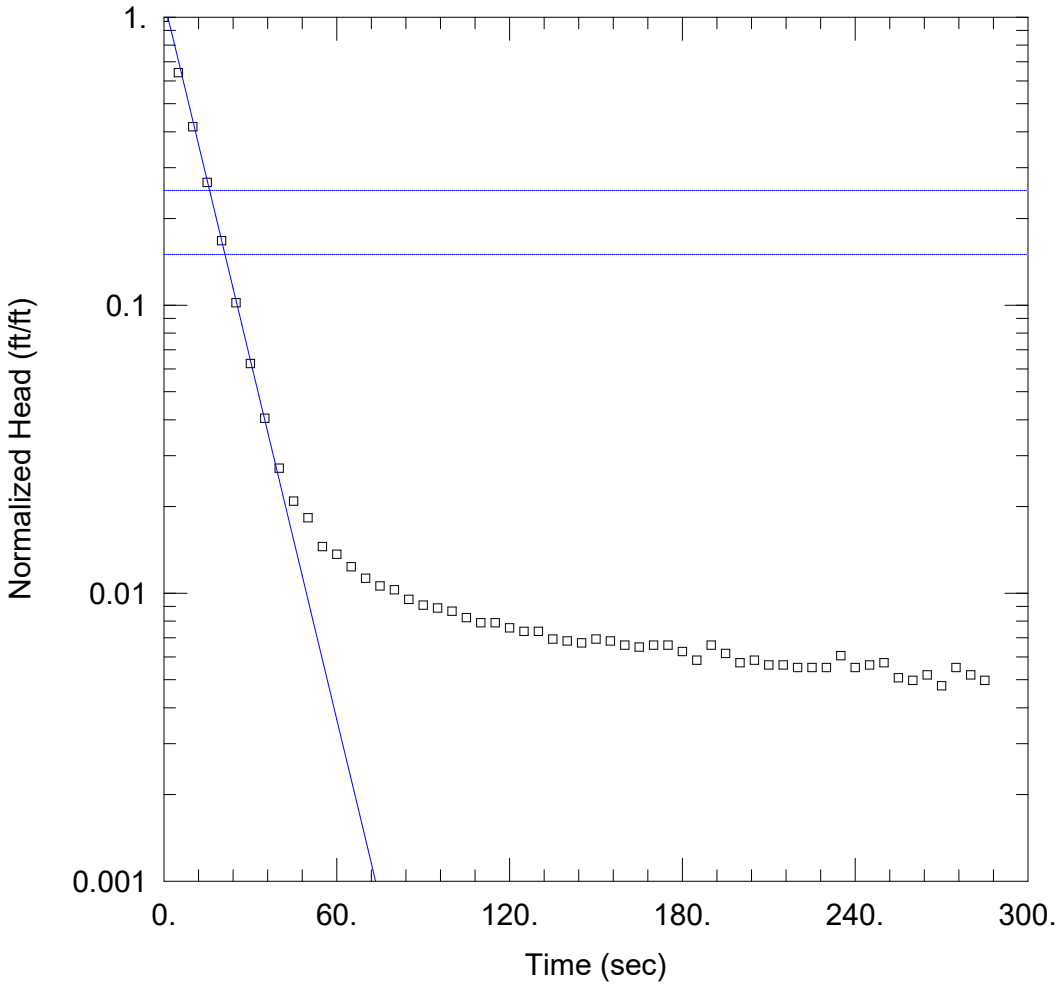

PT-07

Data Set: N:\...\PT-07_T1_HSV.aqt
Date: 07/13/23 Time: 15:31:05

PROJECT INFORMATION

Company: Geosyntec
Client: Georgia Power
Project: GW6581G
Location: Plant Hammond
Test Well: PT-07
Test Date: 7/5/2023

AQUIFER DATA

Saturated Thickness: 22.99 ft Anisotropy Ratio (Kz/Kr): 0.1

WELL DATA (PT-07)

Initial Displacement: 9.24 ft
Total Well Penetration Depth: 22.74 ft
Casing Radius: 0.083 ft
Static Water Column Height: 22.99 ft
Screen Length: 10. ft
Well Radius: 0.25 ft

SOLUTION

Aquifer Model: Unconfined
Solution Method: Hvorslev

K = 11.99 ft/day
y0 = 10.53 ft

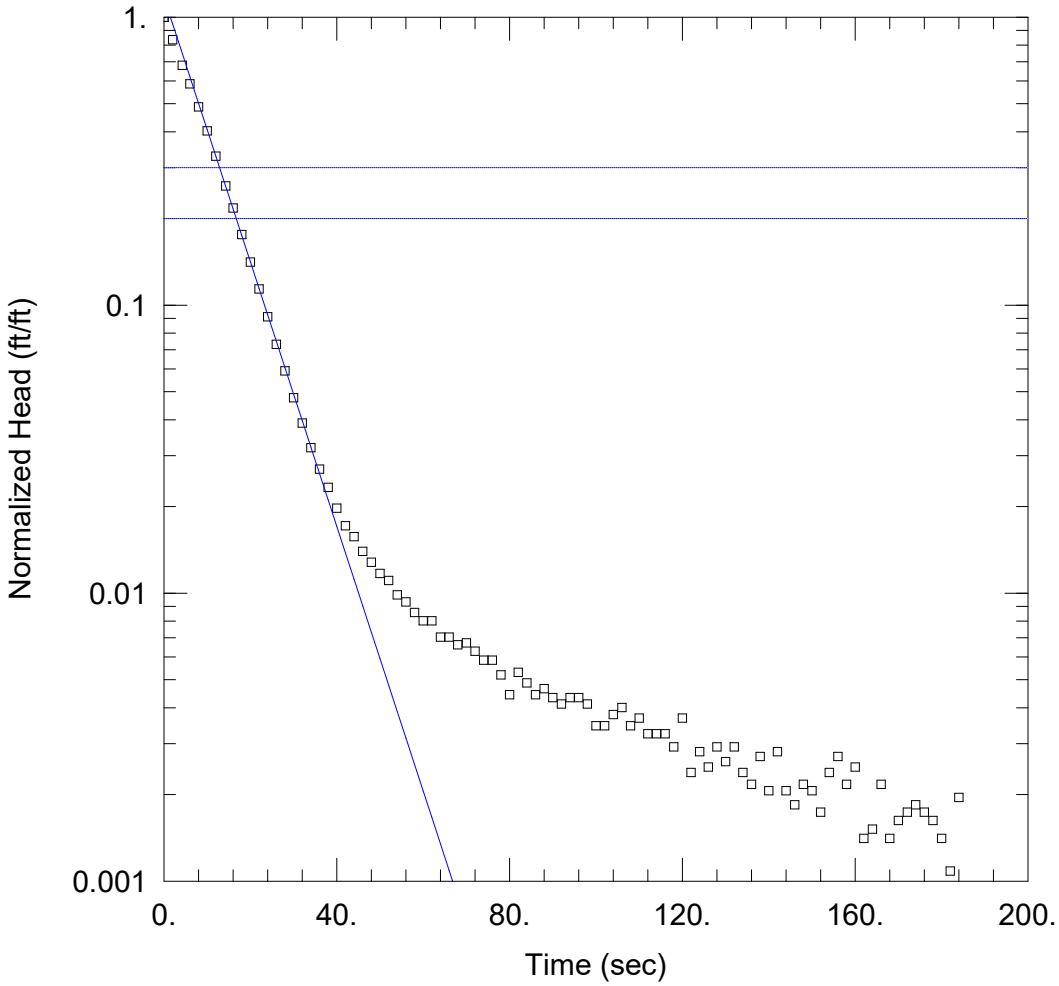

PT-07 TEST 2

Data Set: \...\PT-07_T2_BR.aqt
Date: 07/13/23 Time: 15:35:08

PROJECT INFORMATION

Company: Geosyntec
Client: Georgia Power
Project: GW6581G
Location: Plant Hammond
Test Well: PT-07
Test Date: 7/5/2023

AQUIFER DATA

Saturated Thickness: 22.99 ft Anisotropy Ratio (Kz/Kr): 0.1

WELL DATA (PT-07)

Initial Displacement: 9.23 ft
Total Well Penetration Depth: 22.74 ft
Casing Radius: 0.083 ft
Static Water Column Height: 22.99 ft
Screen Length: 10. ft
Well Radius: 0.25 ft

SOLUTION

Aquifer Model: Unconfined
Solution Method: Bouwer-Rice

K = 11.34 ft/day
y0 = 10.81 ft

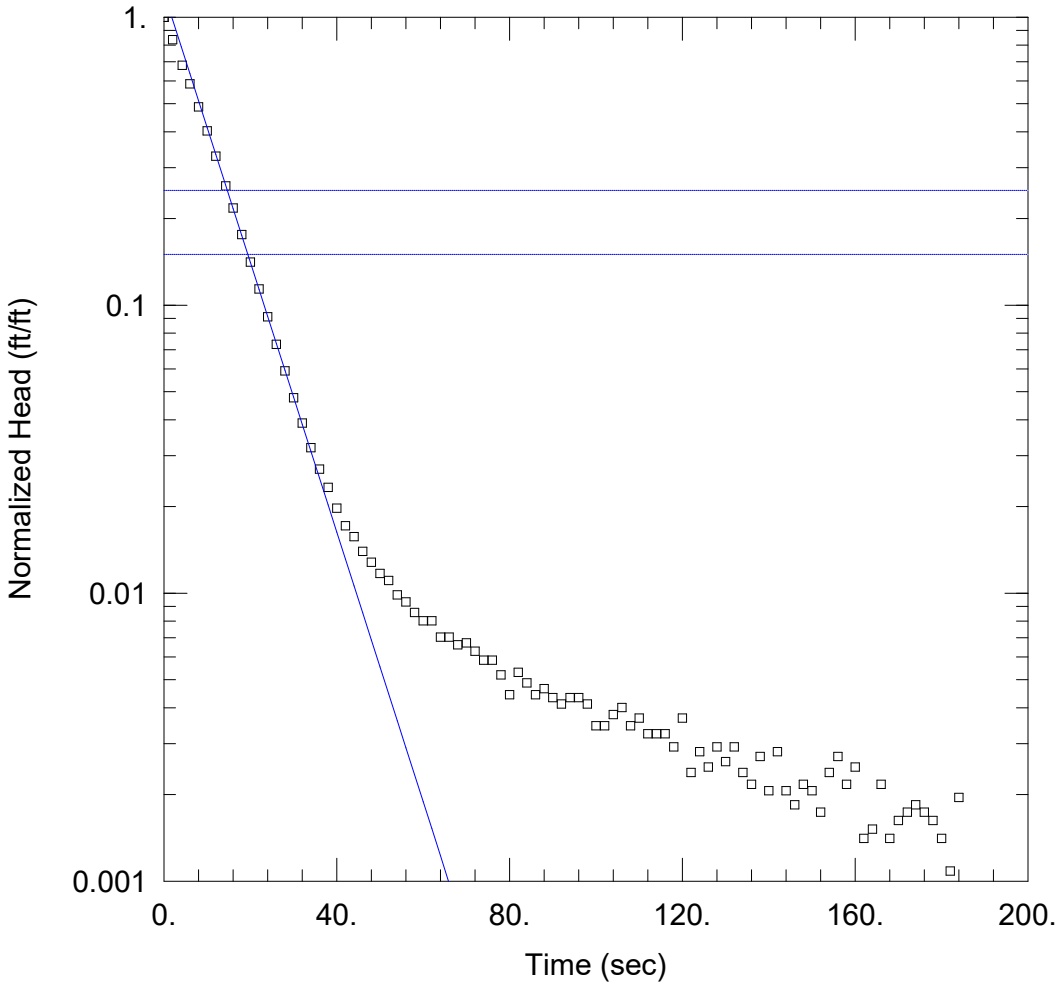

PT-07 TEST 2

Data Set: N:\...\PT-07_T2_HSV.aqt
Date: 07/13/23 Time: 15:34:50

PROJECT INFORMATION

Company: Geosyntec
Client: Georgia Power
Project: GW6581G
Location: Plant Hammond
Test Well: PT-07
Test Date: 7/5/2023

AQUIFER DATA

Saturated Thickness: 22.99 ft Anisotropy Ratio (Kz/Kr): 0.1

WELL DATA (PT-07)

Initial Displacement: 9.23 ft
Total Well Penetration Depth: 22.74 ft
Casing Radius: 0.083 ft
Static Water Column Height: 22.99 ft
Screen Length: 10. ft
Well Radius: 0.25 ft

SOLUTION

Aquifer Model: Unconfined
Solution Method: Hvorslev

K = 13.5 ft/day
y0 = 11.2 ft

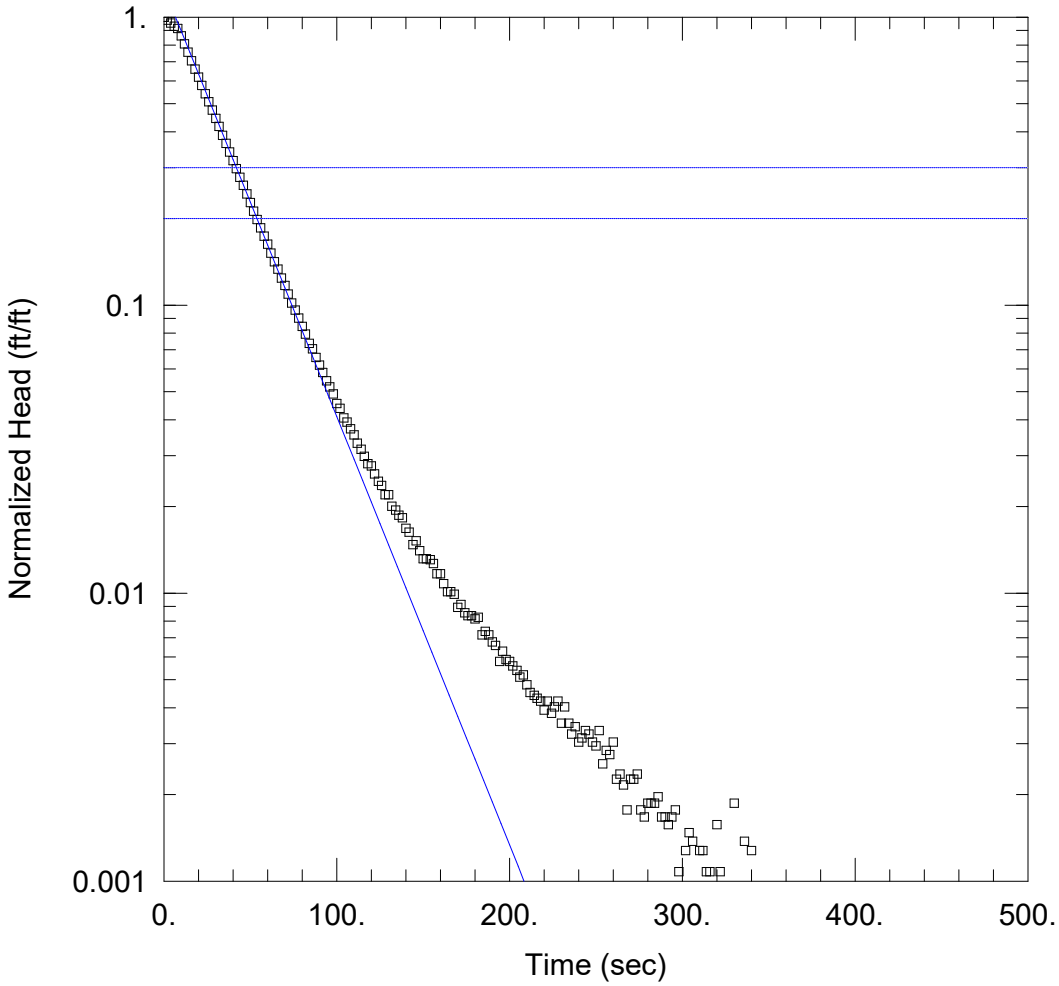

PT-08 TEST 1

Data Set: \...\PT-08_T1_BR.aqt
Date: 07/13/23 Time: 15:50:49

PROJECT INFORMATION

Company: Geosyntec
Client: Georgia Power
Project: GW6581G
Location: Plant Hammond
Test Well: PT-08
Test Date: 7/5/2023

AQUIFER DATA

Saturated Thickness: 19.41 ft Anisotropy Ratio (Kz/Kr): 0.1

WELL DATA (PT-08)

Initial Displacement: 10.19 ft
Total Well Penetration Depth: 19.16 ft
Casing Radius: 0.083 ft
Static Water Column Height: 19.41 ft
Screen Length: 10. ft
Well Radius: 0.25 ft

SOLUTION

Aquifer Model: Unconfined
Solution Method: Bouwer-Rice

K = 3.582 ft/day
y0 = 12.84 ft

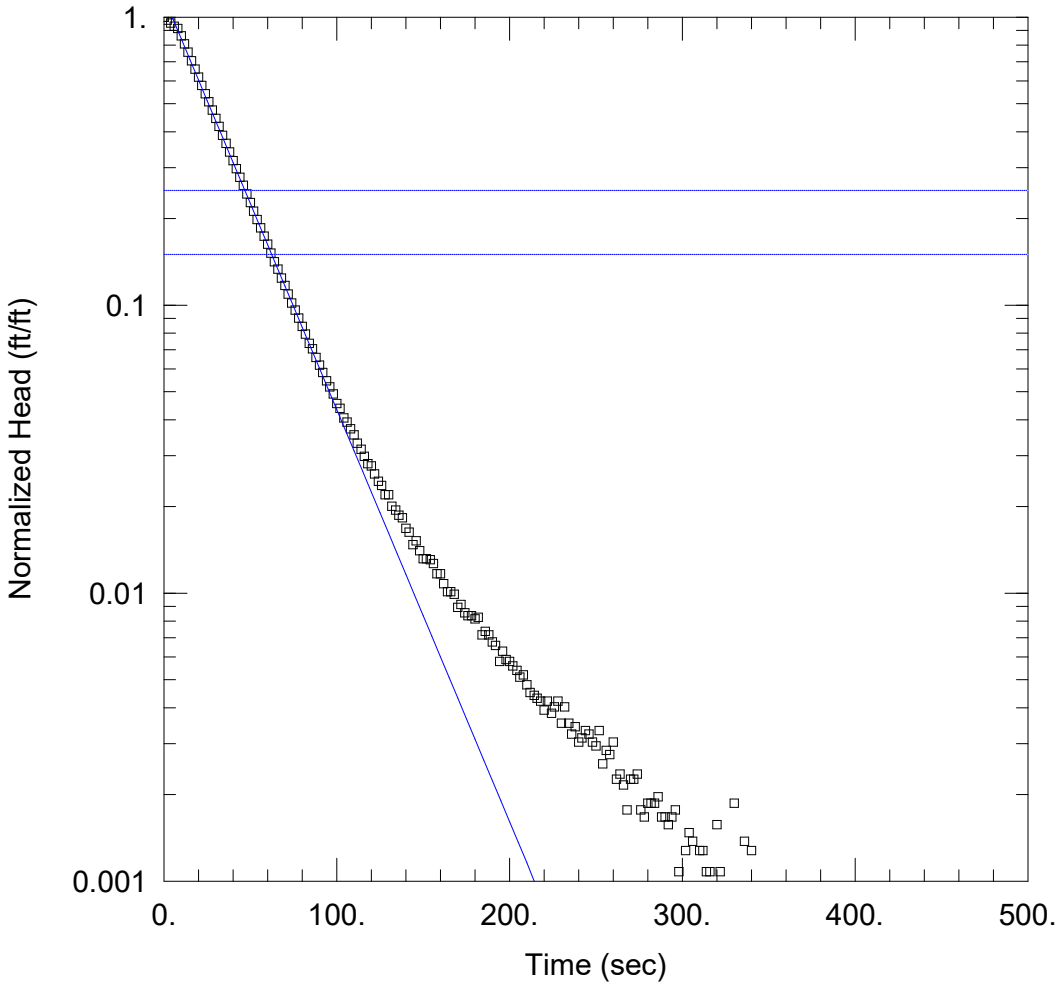

PT-08 TEST 1

Data Set: \...\PT-08_T1_HSV.aqt
Date: 07/13/23 Time: 15:50:17

PROJECT INFORMATION

Company: Geosyntec
Client: Georgia Power
Project: GW6581G
Location: Plant Hammond
Test Well: PT-08
Test Date: 7/5/2023

AQUIFER DATA

Saturated Thickness: 19.41 ft Anisotropy Ratio (Kz/Kr): 0.1

WELL DATA (PT-08)

Initial Displacement: 10.19 ft Static Water Column Height: 19.41 ft
Total Well Penetration Depth: 19.16 ft Screen Length: 10. ft
Casing Radius: 0.083 ft Well Radius: 0.25 ft

SOLUTION

Aquifer Model: Unconfined Solution Method: Hvorslev

K = 4.125 ft/day y0 = 11.91 ft

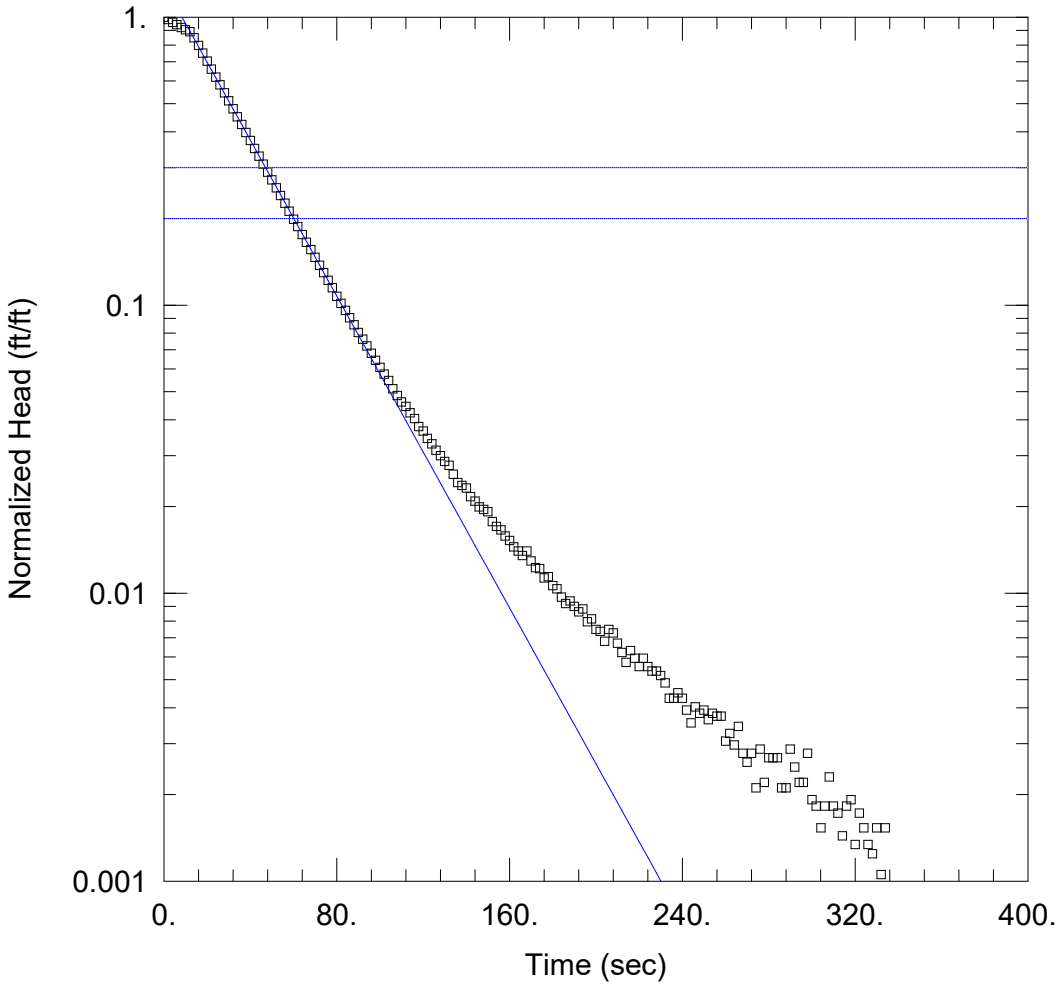

PT-08 TEST 2

Data Set: N:\...\PT-08_T2_BR.aqt
Date: 07/13/23 Time: 15:48:31

PROJECT INFORMATION

Company: Geosyntec
Client: Georgia Power
Project: GW6581G
Location: Plant Hammond
Test Well: PT-08
Test Date: 7/5/2023

AQUIFER DATA

Saturated Thickness: 19.41 ft Anisotropy Ratio (Kz/Kr): 0.1

WELL DATA (PT-08)

Initial Displacement: 10.44 ft Static Water Column Height: 19.41 ft
Total Well Penetration Depth: 19.16 ft Screen Length: 10. ft
Casing Radius: 0.083 ft Well Radius: 0.25 ft

SOLUTION

Aquifer Model: Unconfined Solution Method: Bouwer-Rice

K = 3.26 ft/day y0 = 13.57 ft

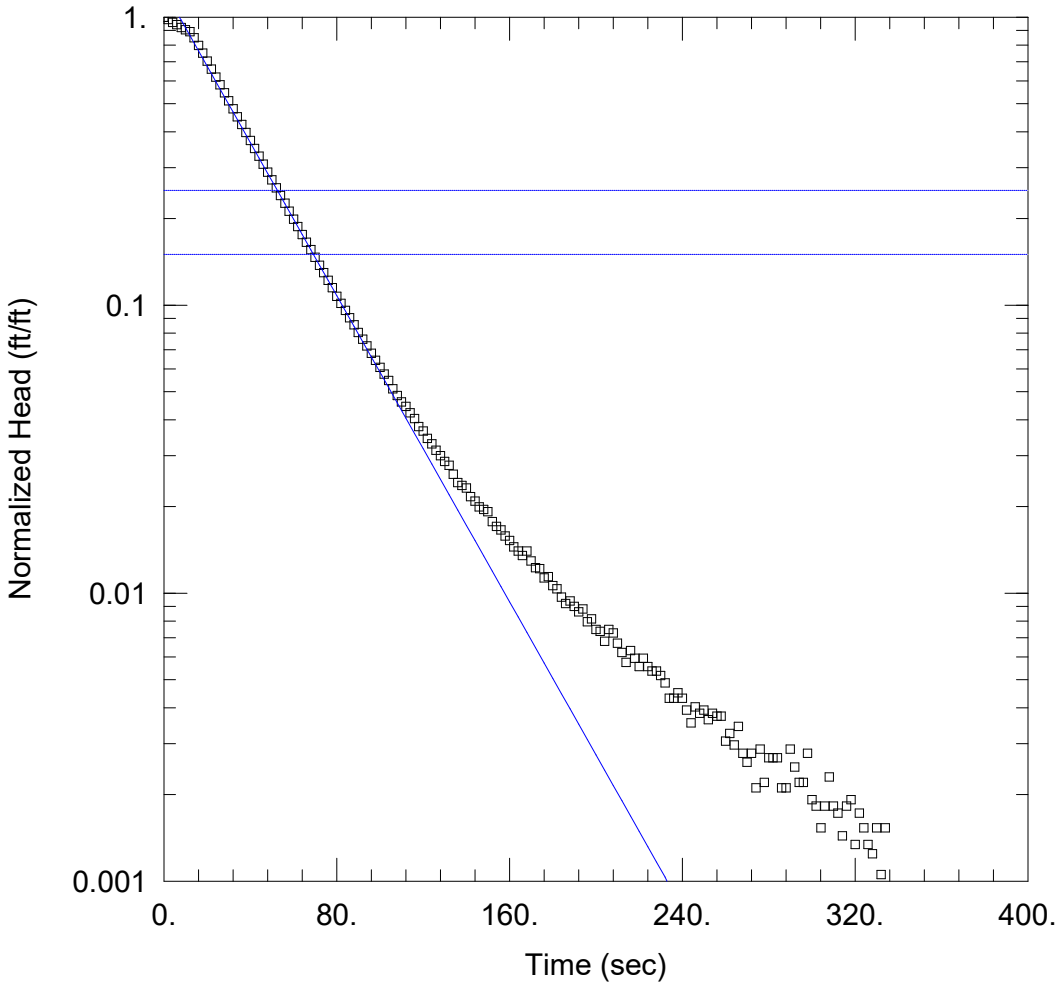

PT-08 TEST 2

Data Set: N:\...\PT-08_T2_HSV.aqt
Date: 07/13/23 Time: 15:49:18

PROJECT INFORMATION

Company: Geosyntec
Client: Georgia Power
Project: GW6581G
Location: Plant Hammond
Test Well: PT-08
Test Date: 7/5/2023

AQUIFER DATA

Saturated Thickness: 19.41 ft Anisotropy Ratio (Kz/Kr): 0.1

WELL DATA (PT-08)

Initial Displacement: 10.44 ft Static Water Column Height: 19.41 ft
Total Well Penetration Depth: 19.16 ft Screen Length: 10. ft
Casing Radius: 0.083 ft Well Radius: 0.25 ft

SOLUTION

Aquifer Model: Unconfined Solution Method: Hvorslev

K = 3.83 ft/day y0 = 13. ft

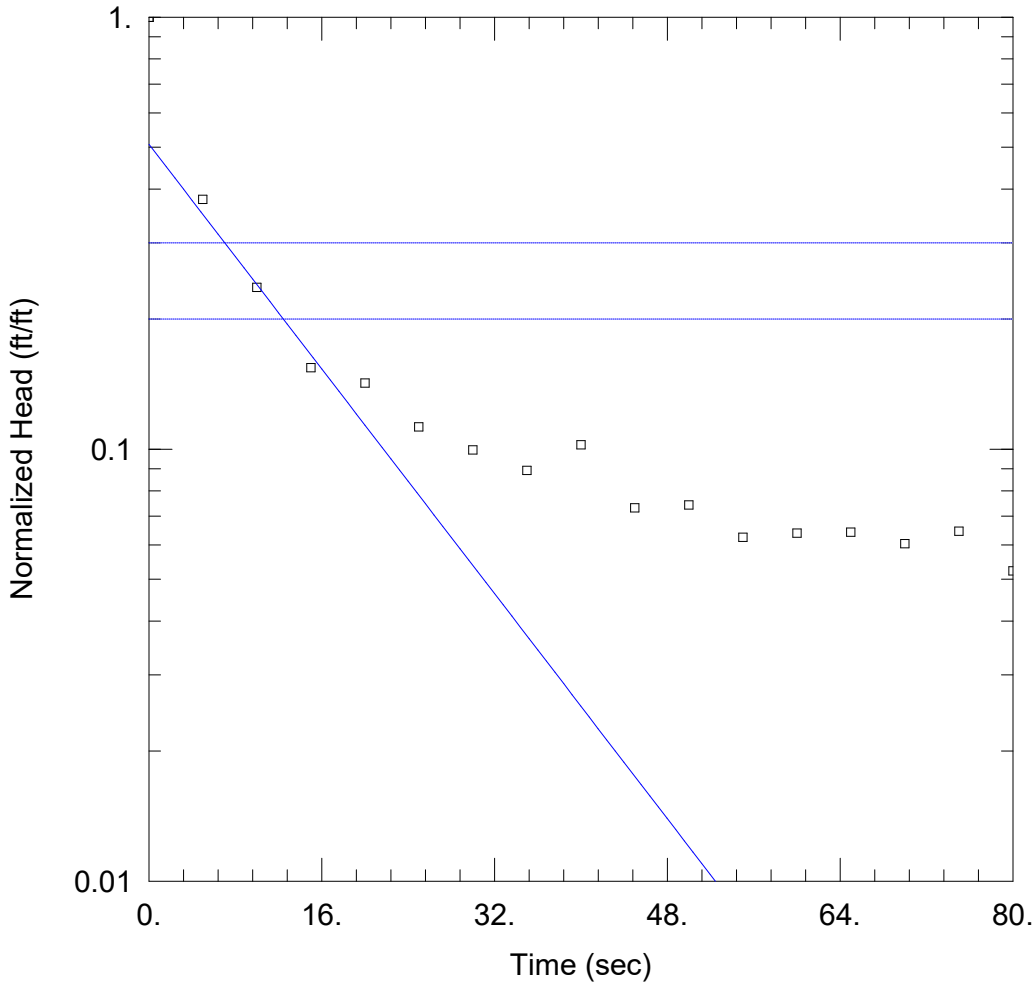

PT-09 TEST 1

Data Set: \...\PT-09_T1_BR.aqt
Date: 07/13/23 Time: 16:37:07

PROJECT INFORMATION

Company: Geosyntec
Client: Georgia Power
Project: GW6581G
Location: Plant Hammond
Test Well: PT-09
Test Date: 6/28/2023

AQUIFER DATA

Saturated Thickness: 16.21 ft Anisotropy Ratio (Kz/Kr): 0.1

WELL DATA (PT-09)

Initial Displacement: 2.911 ft
Total Well Penetration Depth: 15.96 ft
Casing Radius: 0.083 ft
Static Water Column Height: 16.21 ft
Screen Length: 10. ft
Well Radius: 0.25 ft

SOLUTION

Aquifer Model: Unconfined
Solution Method: Bouwer-Rice

K = 7.618 ft/day
y0 = 1.478 ft

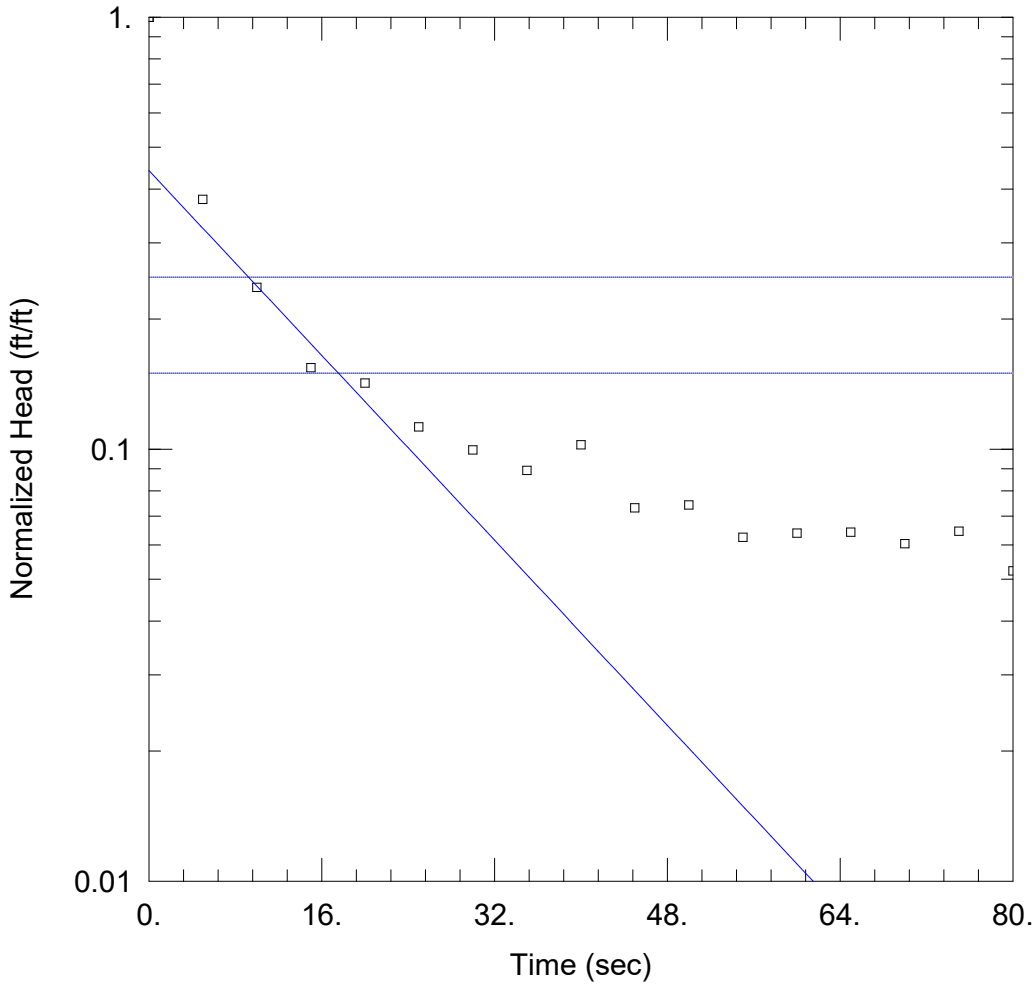

PT-09 TEST 1

Data Set: \...\PT-09_T1_HSV.aqt
Date: 07/13/23 Time: 16:37:35

PROJECT INFORMATION

Company: Geosyntec
Client: Georgia Power
Project: GW6581G
Location: Plant Hammond
Test Well: PT-09
Test Date: 6/28/2023

AQUIFER DATA

Saturated Thickness: 16.21 ft Anisotropy Ratio (Kz/Kr): 0.1

WELL DATA (PT-09)

Initial Displacement: 2.911 ft
Total Well Penetration Depth: 15.96 ft
Casing Radius: 0.083 ft
Static Water Column Height: 16.21 ft
Screen Length: 10. ft
Well Radius: 0.25 ft

SOLUTION

Aquifer Model: Unconfined
Solution Method: Hvorslev

K = 7.709 ft/day
y0 = 1.284 ft

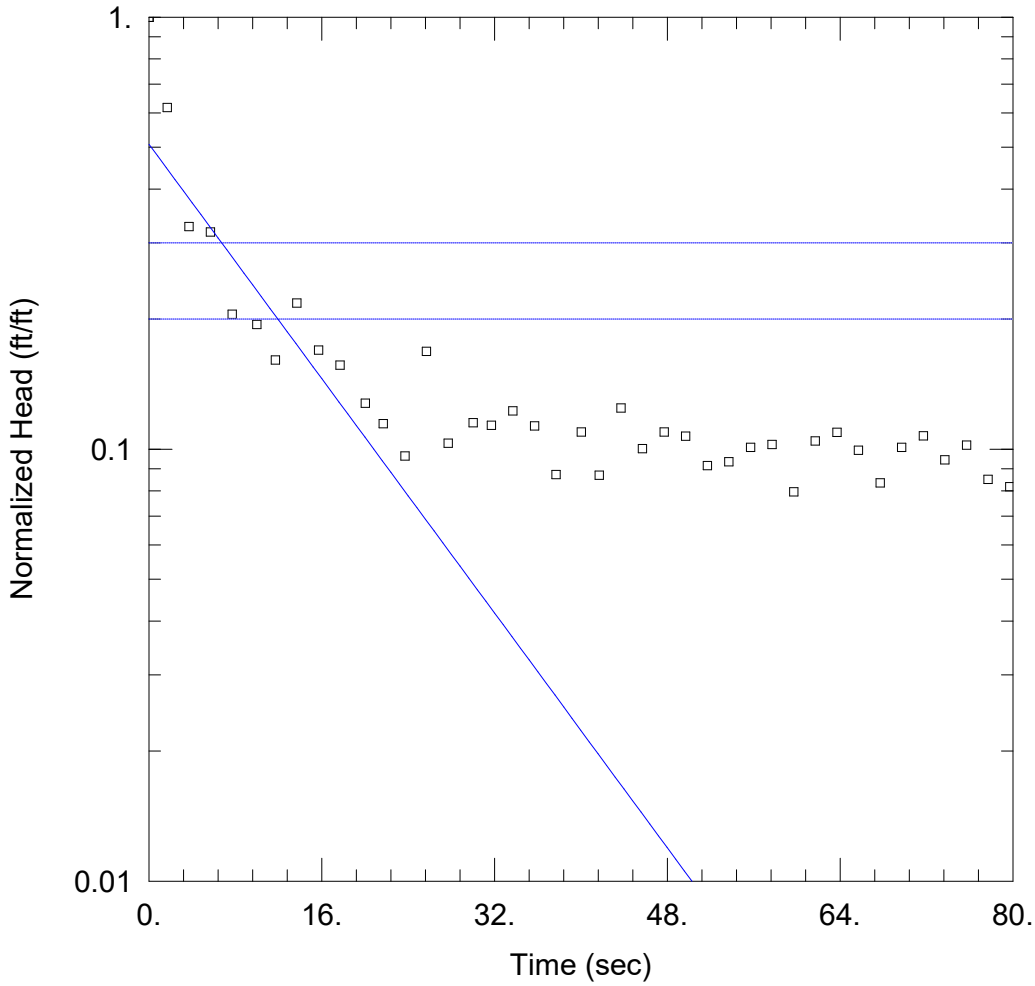

PT-09 TEST 2

Data Set: \...\PT-09_T2_BR.aqt
Date: 07/13/23 Time: 16:33:45

PROJECT INFORMATION

Company: Geosyntec
Client: Georgia Power
Project: GW6581G
Location: Plant Hammond
Test Well: PT-09
Test Date: 6/28/2023

AQUIFER DATA

Saturated Thickness: 16.21 ft Anisotropy Ratio (Kz/Kr): 0.1

WELL DATA (PT-09)

Initial Displacement: 3.101 ft
Total Well Penetration Depth: 15.91 ft
Casing Radius: 0.083 ft
Static Water Column Height: 16.21 ft
Screen Length: 10. ft
Well Radius: 0.25 ft

SOLUTION

Aquifer Model: Unconfined
Solution Method: Bouwer-Rice

K = 7.906 ft/day
y0 = 1.575 ft

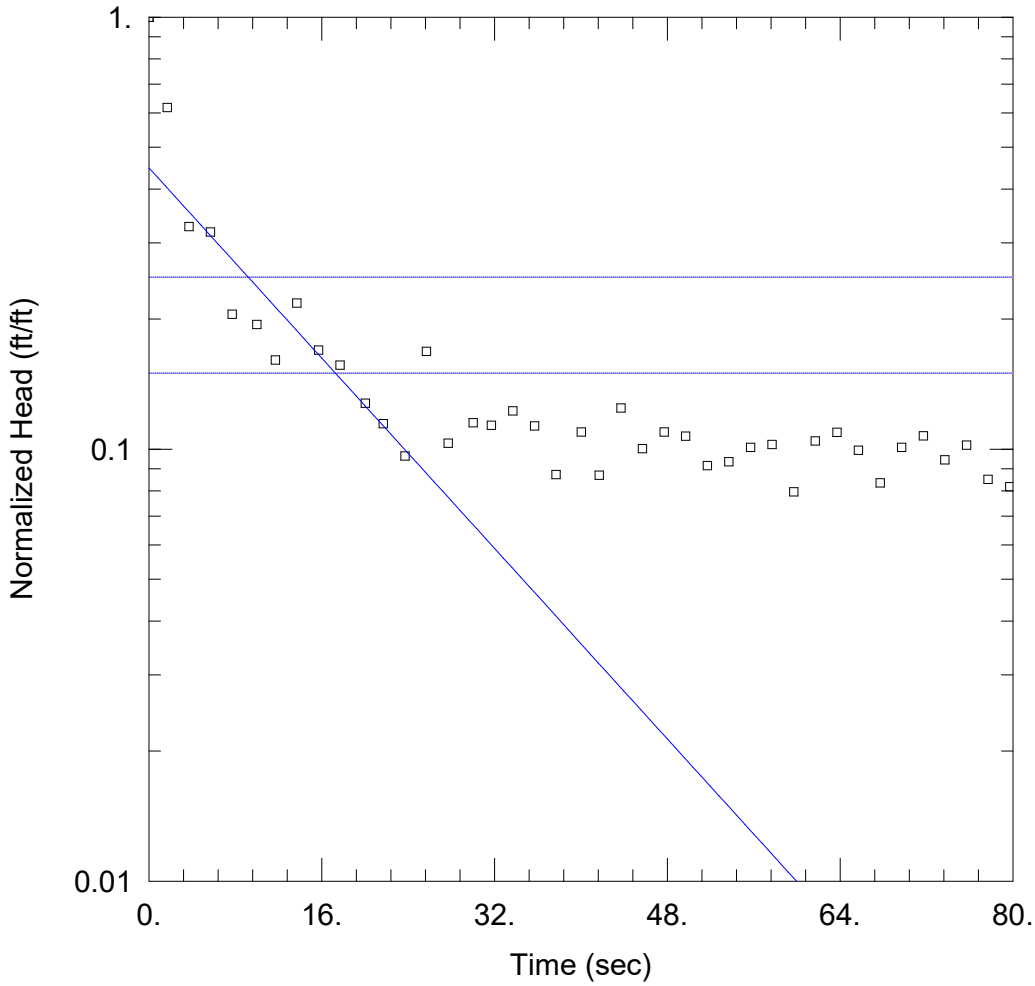

PT-09 TEST 2

Data Set: N:\...\PT-09_T2_HSV.aqt
Date: 07/13/23 Time: 16:33:56

PROJECT INFORMATION

Company: Geosyntec
Client: Georgia Power
Project: GW6581G
Location: Plant Hammond
Test Well: PT-09
Test Date: 6/28/2023

AQUIFER DATA

Saturated Thickness: 16.21 ft Anisotropy Ratio (Kz/Kr): 0.1

WELL DATA (PT-09)

Initial Displacement: 3.101 ft Static Water Column Height: 16.21 ft
Total Well Penetration Depth: 15.91 ft Screen Length: 10. ft
Casing Radius: 0.083 ft Well Radius: 0.25 ft

SOLUTION

Aquifer Model: Unconfined Solution Method: Hvorslev

K = 7.937 ft/day y0 = 1.388 ft

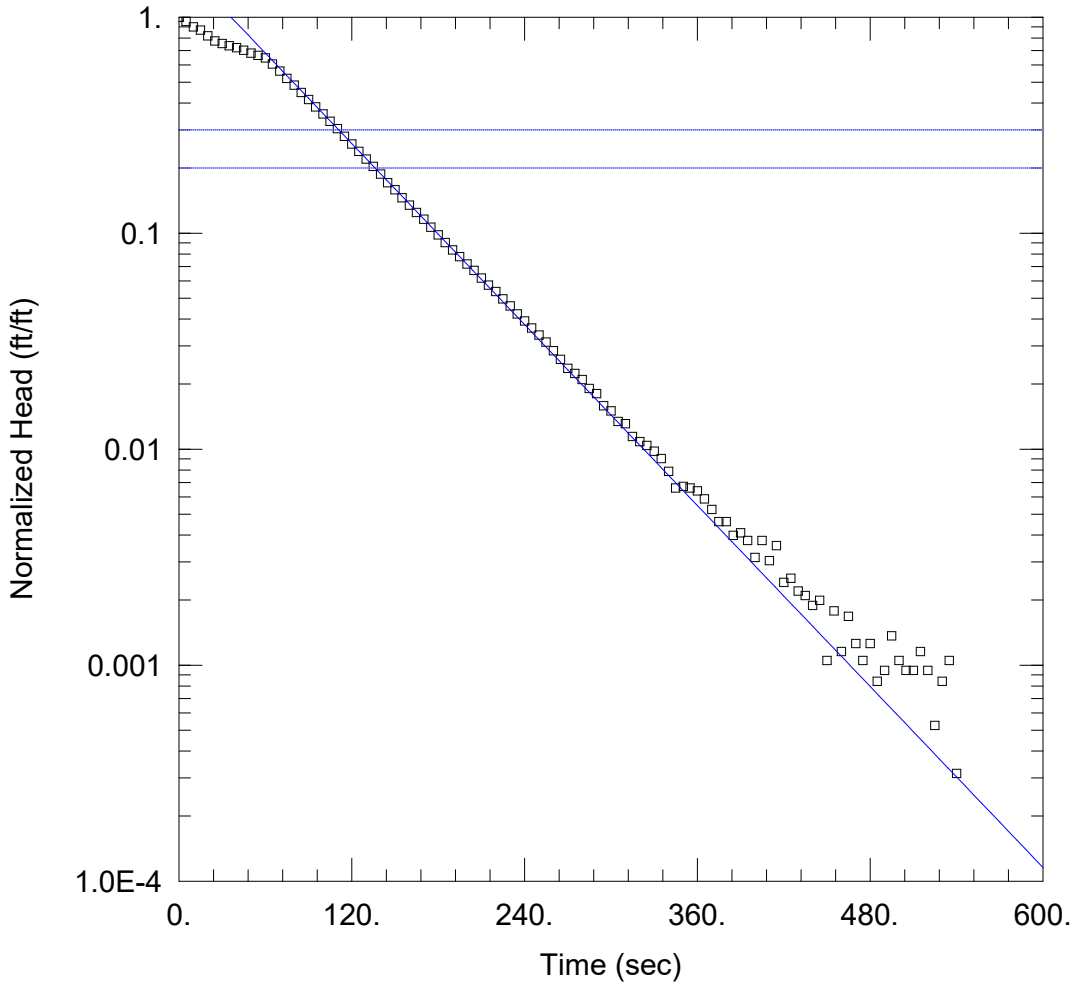

PT-10 TEST 1

Data Set: N:\...\PT-10_T1_BR.aqt
Date: 07/13/23 Time: 16:55:55

PROJECT INFORMATION

Company: Geosyntec
Client: Georgia Power
Project: GW6581G
Location: Plant Hammond
Test Well: PT-10
Test Date: 6/28/2023

AQUIFER DATA

Saturated Thickness: 15.86 ft Anisotropy Ratio (Kz/Kr): 0.1

WELL DATA (PT-10)

Initial Displacement: 9.52 ft
Total Well Penetration Depth: 15.61 ft
Casing Radius: 0.083 ft
Static Water Column Height: 15.86 ft
Screen Length: 10. ft
Well Radius: 0.25 ft

SOLUTION

Aquifer Model: Unconfined
Solution Method: Bouwer-Rice

K = 1.631 ft/day
y0 = 17.02 ft

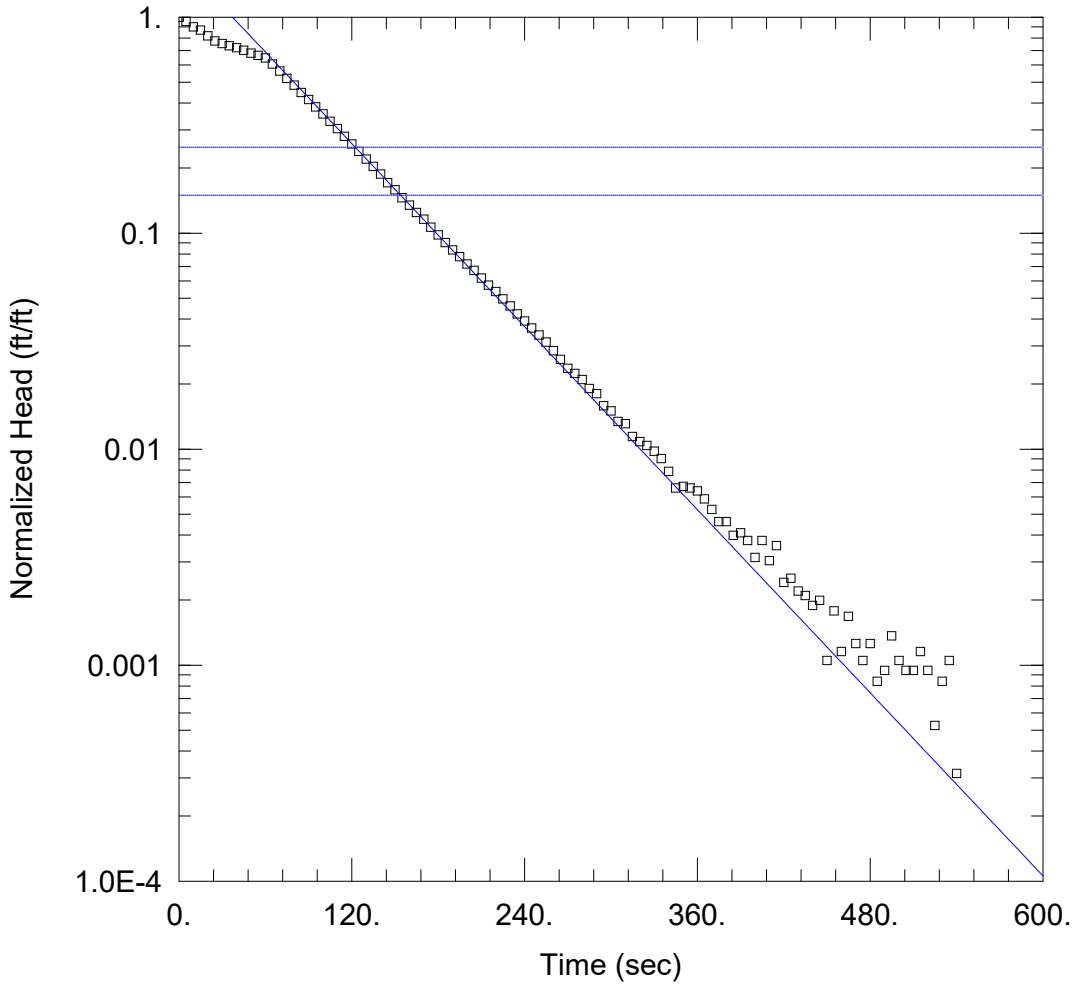

PT-10 TEST 1

Data Set: N:\...\PT-10_T1_HSV.aqt
Date: 07/13/23 Time: 16:56:36

PROJECT INFORMATION

Company: Geosyntec
Client: Georgia Power
Project: GW6581G
Location: Plant Hammond
Test Well: PT-10
Test Date: 6/28/2023

AQUIFER DATA

Saturated Thickness: 15.86 ft Anisotropy Ratio (Kz/Kr): 0.1

WELL DATA (PT-10)

Initial Displacement: 9.52 ft Static Water Column Height: 15.86 ft
Total Well Penetration Depth: 15.61 ft Screen Length: 10. ft
Casing Radius: 0.083 ft Well Radius: 0.25 ft

SOLUTION

Aquifer Model: Unconfined Solution Method: Hvorslev

K = 2.037 ft/day y0 = 17.42 ft

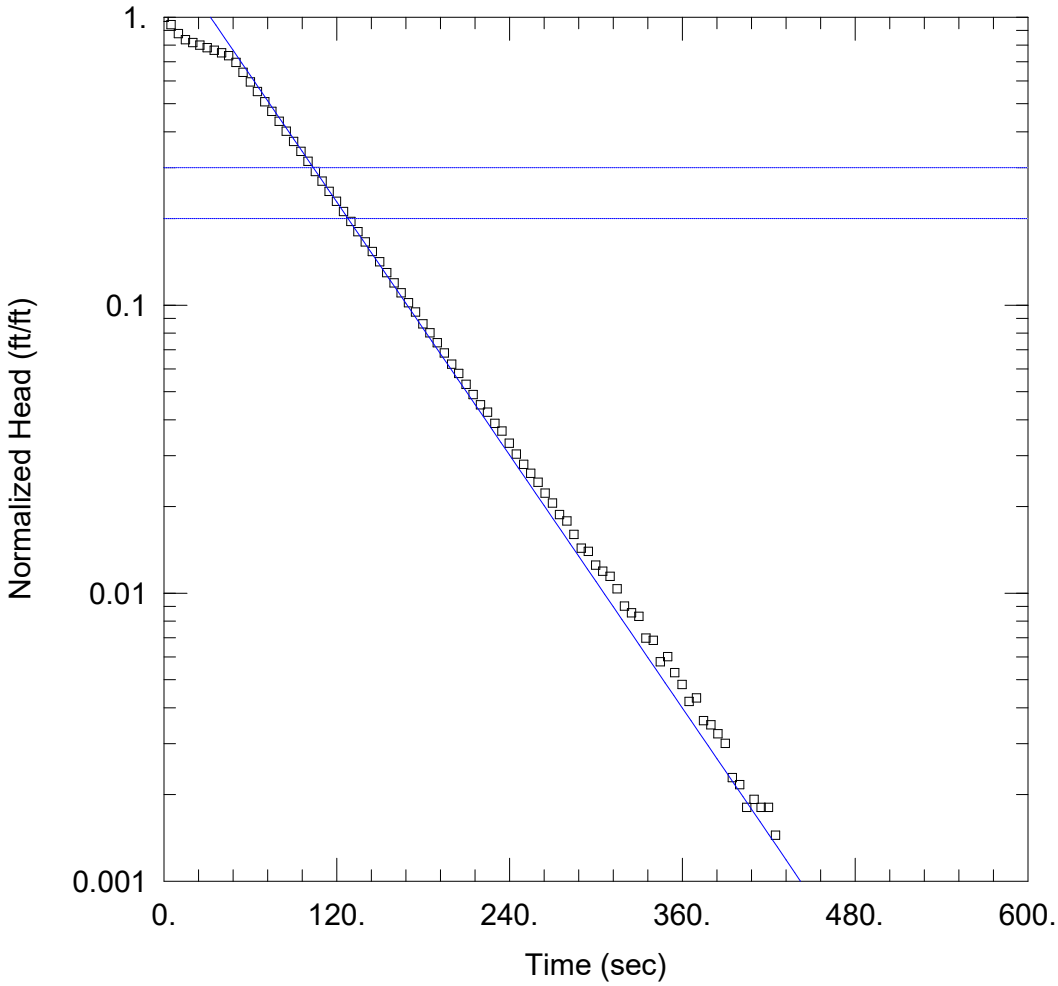

PT-10 TEST 2

Data Set: N:\...\PT-10_T2_BR.aqt
Date: 07/13/23 Time: 16:58:45

PROJECT INFORMATION

Company: Geosyntec
Client: Georgia Power
Project: GW6581G
Location: Plant Hammond
Test Well: PT-10
Test Date: 6/28/2023

AQUIFER DATA

Saturated Thickness: 15.86 ft Anisotropy Ratio (Kz/Kr): 0.1

WELL DATA (PT-10)

Initial Displacement: 8.314 ft Static Water Column Height: 15.86 ft
Total Well Penetration Depth: 15.61 ft Screen Length: 10. ft
Casing Radius: 0.083 ft Well Radius: 0.25 ft

SOLUTION

Aquifer Model: Unconfined Solution Method: Bouwer-Rice

K = 1.71 ft/day y0 = 14.32 ft

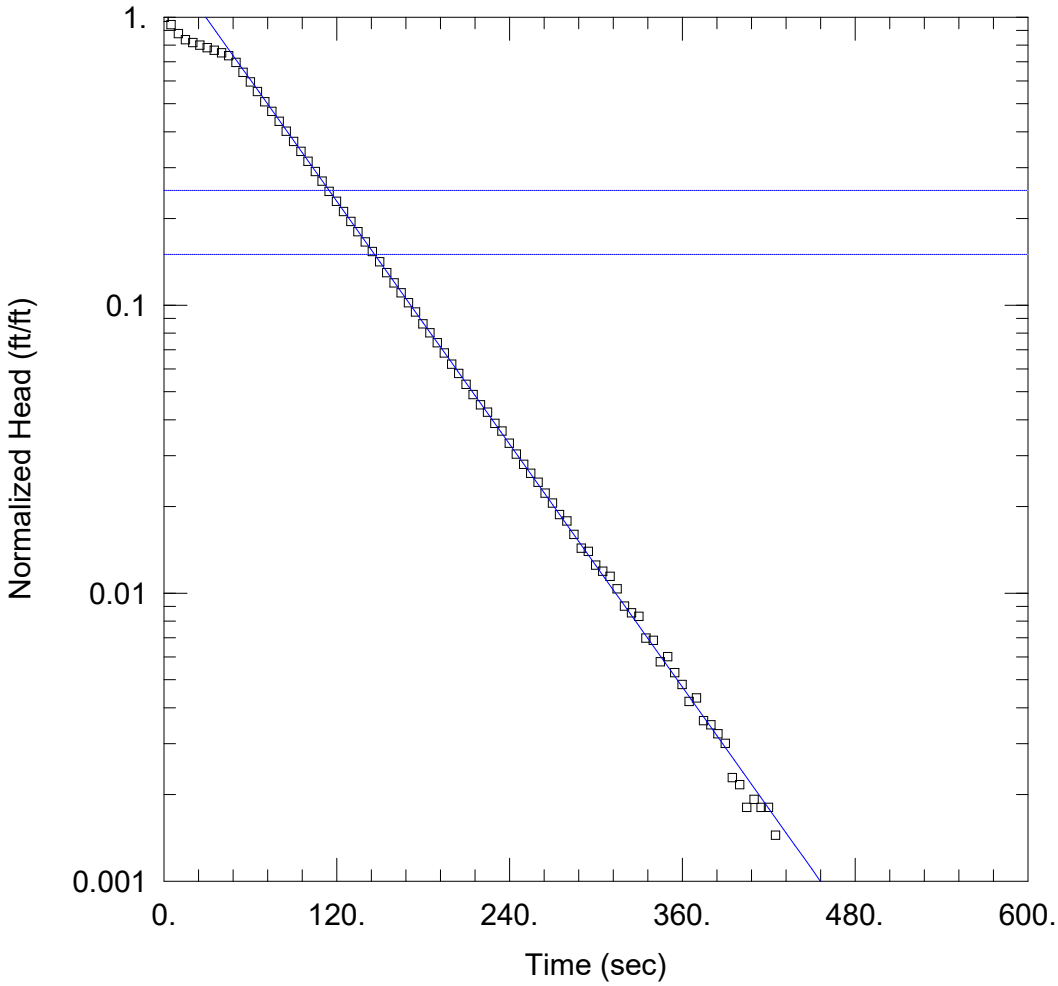

PT-10 TEST 2

Data Set: N:\...\PT-10_T2_HSV.aqt
Date: 07/13/23 Time: 16:59:18

PROJECT INFORMATION

Company: Geosyntec
Client: Georgia Power
Project: GW6581G
Location: Plant Hammond
Test Well: PT-10
Test Date: 6/28/2023

AQUIFER DATA

Saturated Thickness: 15.86 ft Anisotropy Ratio (Kz/Kr): 0.1

WELL DATA (PT-10)

Initial Displacement: 8.314 ft Static Water Column Height: 15.86 ft
Total Well Penetration Depth: 15.61 ft Screen Length: 10. ft
Casing Radius: 0.083 ft Well Radius: 0.25 ft

SOLUTION

Aquifer Model: Unconfined Solution Method: Hvorslev

K = 2.027 ft/day y0 = 13.3 ft

APPENDIX C

Baseline Groundwater Analytical Laboratory Results and Field Sampling Forms

Laboratory Analytical Reports

Pace Analytical Services, LLC
9800 Kincey Ave. Suite 100
Huntersville, NC 28078
(704)875-9092

July 28, 2023

Kristen Jurinko
Southern Company
241 Ralph McGill Blvd NE
Bin 10160
Atlanta, GA 30308

RE: Project: Hammond AP-1
Pace Project No.: 92677694

Dear Kristen Jurinko:

Enclosed are the analytical results for sample(s) received by the laboratory on July 17, 2023. The results relate only to the samples included in this report. Results reported herein conform to the applicable TNI/NELAC Standards and the laboratory's Quality Manual, where applicable, unless otherwise noted in the body of the report.

The test results provided in this final report were generated by each of the following laboratories within the Pace Network:

- Pace Analytical Services - Asheville
- Pace Analytical Services - Charlotte
- Pace Analytical Services - Peachtree Corners, GA

If you have any questions concerning this report, please feel free to contact me.

Sincerely,

Bonnie Vang

Bonnie Vang
bonnie.vang@pacelabs.com
(704)875-9092
Project Manager

Enclosures

cc: Kip Gray, Geosyntec
Christine Hug, Geosyntec Consultants, Inc.
Whitney Law, Geosyntec Consultants
Laura Midkiff, Southern Company
Caroline Nelson, Geosyntec

This report shall not be reproduced, except in full,
without the written consent of Pace Analytical Services, LLC.

Pace Analytical Services, LLC
9800 Kincey Ave. Suite 100
Huntersville, NC 28078
(704)875-9092

CERTIFICATIONS

Project:	Hammond AP-1
Pace Project No.:	92677694

Pace Analytical Services Charlotte

South Carolina Laboratory ID: 99006
9800 Kincey Ave. Ste 100, Huntersville, NC 28078
North Carolina Drinking Water Certification #: 37706
North Carolina Field Services Certification #: 5342
North Carolina Wastewater Certification #: 12
South Carolina Laboratory ID: 99006
South Carolina Certification #: 99006001
South Carolina Drinking Water Cert. #: 99006003
Florida/NELAP Certification #: E87627
Kentucky UST Certification #: 84
Louisiana DoH Drinking Water #: LA029
Virginia/VELAP Certification #: 460221

Pace Analytical Services Asheville

2225 Riverside Drive, Asheville, NC 28804
Florida/NELAP Certification #: E87648
North Carolina Drinking Water Certification #: 37712
North Carolina Wastewater Certification #: 40
South Carolina Laboratory ID: 99030
South Carolina Certification #: 99030001
Virginia/VELAP Certification #: 460222

Pace Analytical Services Peachtree Corners

110 Technology Pkwy, Peachtree Corners, GA 30092
Florida DOH Certification #: E87315
Georgia DW Inorganics Certification #: 812
North Carolina Certification #: 381
South Carolina Certification #: 98011001
Virginia Certification #: 460204

This report shall not be reproduced, except in full,
without the written consent of Pace Analytical Services, LLC.

Pace Analytical Services, LLC
9800 Kincey Ave. Suite 100
Huntersville, NC 28078
(704)875-9092

SAMPLE SUMMARY

Project: Hammond AP-1
Pace Project No.: 92677694

Lab ID	Sample ID	Matrix	Date Collected	Date Received
92677694001	**HAM-HGWC-8**	Water	07/13/23 10:35	07/17/23 12:30
92677694002	**HAM-PT-09**	Water	07/13/23 12:47	07/17/23 12:30
92677694003	**HAM-PT-10**	Water	07/13/23 14:15	07/17/23 12:30
92677694004	**HAM-PT-07**	Water	07/13/23 16:22	07/17/23 12:30
92677694005	**HAM-PT-08**	Water	07/13/23 17:51	07/17/23 12:30
92677694006	**HAM-AP1-FD-01**	Water	07/13/23 00:00	07/17/23 12:30
92677694007	**HAM-AP1-FB-01**	Water	07/17/23 08:40	07/17/23 12:30
92677694008	**HAM-HGWC-13**	Water	07/17/23 11:47	07/17/23 12:30

This report shall not be reproduced, except in full,
without the written consent of Pace Analytical Services, LLC.

Pace Analytical Services, LLC
9800 Kincey Ave. Suite 100
Huntersville, NC 28078
(704)875-9092

SAMPLE ANALYTE COUNT

Project: Hammond AP-1
Pace Project No.: 92677694

Lab ID	Sample ID	Method	Analysts	Analytes Reported
92677694001	**HAM-HGWC-8**	EPA 6010D	MS	6
		EPA 6020B	CW1	12
		EPA 7470A	VB	1
		SM 2540C-2015	DL1	1
		SM 2320B-2011	YEG	3
		SM 4500-S2D-2011	JP1	1
		EPA 300.0 Rev 2.1 1993	CDC	3
92677694002	**HAM-PT-09**	EPA 6010D	MS	6
		EPA 6020B	CW1	12
		EPA 7470A	VB	1
		SM 2540C-2015	DL1	1
		SM 2320B-2011	YEG	3
		SM 4500-S2D-2011	JP1	1
		EPA 300.0 Rev 2.1 1993	CDC	3
92677694003	**HAM-PT-10**	EPA 6010D	MS	6
		EPA 6020B	CW1	12
		EPA 7470A	VB	1
		SM 2540C-2015	DL1	1
		SM 2320B-2011	SMS	3
		SM 4500-S2D-2011	JP1	1
		EPA 300.0 Rev 2.1 1993	CDC	3
92677694004	**HAM-PT-07**	EPA 6010D	MS	6
		EPA 6020B	CW1	12
		EPA 7470A	VB	1
		SM 2540C-2015	DL1	1
		SM 2320B-2011	SMS	3
		SM 4500-S2D-2011	JP1	1
		EPA 300.0 Rev 2.1 1993	CDC	3
92677694005	**HAM-PT-08**	EPA 6010D	MS	6
		EPA 6020B	CW1	12
		EPA 7470A	VB	1
		SM 2540C-2015	DL1	1
		SM 2320B-2011	SMS	3
		SM 4500-S2D-2011	JP1	1
		EPA 300.0 Rev 2.1 1993	CDC	3
92677694006	**HAM-AP1-FD-01**	EPA 6010D	MS	6
		EPA 6020B	CW1	12

This report shall not be reproduced, except in full,
without the written consent of Pace Analytical Services, LLC.

Pace Analytical Services, LLC
9800 Kincey Ave. Suite 100
Huntersville, NC 28078
(704)875-9092

SAMPLE ANALYTE COUNT

Project: Hammond AP-1
Pace Project No.: 92677694

Lab ID	Sample ID	Method	Analysts	Analytes Reported
		EPA 7470A	VB	1
		SM 2540C-2015	DL1	1
		SM 2320B-2011	SMS	3
		SM 4500-S2D-2011	JP1	1
		EPA 300.0 Rev 2.1 1993	CDC	3
92677694007	**HAM-AP1-FB-01**	EPA 6010D	MS	6
		EPA 6020B	CW1	12
		EPA 7470A	VB	1
		SM 2540C-2015	DL1	1
		SM 2320B-2011	SMS	3
		SM 4500-S2D-2011	JP1	1
		EPA 300.0 Rev 2.1 1993	CDC	3
92677694008	**HAM-HGWC-13**	EPA 6010D	MS	6
		EPA 6020B	CW1	12
		EPA 7470A	VB	1
		SM 2540C-2015	DL1	1
		SM 2320B-2011	SMS	3
		SM 4500-S2D-2011	JP1	1
		EPA 300.0 Rev 2.1 1993	CDC	3

PASI-A = Pace Analytical Services - Asheville
PASI-C = Pace Analytical Services - Charlotte
PASI-GA = Pace Analytical Services - Peachtree Corners, GA

This report shall not be reproduced, except in full,
without the written consent of Pace Analytical Services, LLC.

Pace Analytical Services, LLC
9800 Kincey Ave. Suite 100
Huntersville, NC 28078
(704)875-9092

SUMMARY OF DETECTION

Project: Hammond AP-1
Pace Project No.: 92677694

Lab Sample ID Method	Client Sample ID Parameters	Result	Units	Report Limit	Analyzed	Qualifiers
92677694001	**HAM-HGWC-8**					
	Performed by	CUSTOMER			07/17/23 17:16	
	pH	6.65	Std. Units		07/17/23 17:16	
EPA 6010D	Manganese	0.28	mg/L	0.040	07/20/23 15:39	
EPA 6010D	Potassium	6.9	mg/L	0.50	07/20/23 15:39	
EPA 6010D	Sodium	8.8	mg/L	1.0	07/20/23 15:39	M1
EPA 6010D	Calcium	107	mg/L	1.0	07/20/23 15:39	M1
EPA 6010D	Magnesium	14.9	mg/L	0.050	07/20/23 15:39	M1
EPA 6010D	Iron	0.27	mg/L	0.040	07/25/23 15:53	
EPA 6020B	Barium	0.047	mg/L	0.0050	07/19/23 17:55	
EPA 6020B	Beryllium	0.000073J	mg/L	0.00050	07/19/23 17:55	
EPA 6020B	Boron	2.0	mg/L	0.20	07/21/23 16:37	
EPA 6020B	Cadmium	0.00031J	mg/L	0.00050	07/19/23 17:55	
EPA 6020B	Cobalt	0.0015J	mg/L	0.0050	07/19/23 17:55	
EPA 6020B	Lithium	0.0015J	mg/L	0.030	07/19/23 17:55	
EPA 6020B	Molybdenum	0.30	mg/L	0.010	07/19/23 17:55	
EPA 6020B	Thallium	0.00026J	mg/L	0.0010	07/19/23 17:55	
SM 2540C-2015	Total Dissolved Solids	513	mg/L	25.0	07/18/23 15:24	
SM 2320B-2011	Alkalinity,Bicarbonate (CaCO3)	136	mg/L	5.0	07/19/23 19:16	
SM 2320B-2011	Alkalinity, Total as CaCO3	136	mg/L	5.0	07/19/23 19:16	
EPA 300.0 Rev 2.1 1993	Chloride	47.9	mg/L	1.0	07/19/23 03:12	
EPA 300.0 Rev 2.1 1993	Fluoride	0.49	mg/L	0.10	07/19/23 03:12	
EPA 300.0 Rev 2.1 1993	Sulfate	163	mg/L	3.0	07/19/23 09:10	
92677694002	**HAM-PT-09**					
	Performed by	CUSTOMER			07/17/23 17:16	
	pH	6.57	Std. Units		07/17/23 17:16	
EPA 6010D	Iron	0.33	mg/L	0.040	07/25/23 16:08	
EPA 6010D	Manganese	0.79	mg/L	0.040	07/20/23 15:59	
EPA 6010D	Potassium	6.8	mg/L	0.50	07/20/23 15:59	
EPA 6010D	Sodium	10.6	mg/L	1.0	07/20/23 15:59	
EPA 6010D	Calcium	110	mg/L	1.0	07/20/23 15:59	
EPA 6010D	Magnesium	15.6	mg/L	0.050	07/20/23 15:59	
EPA 6020B	Antimony	0.0027J	mg/L	0.0030	07/19/23 18:19	
EPA 6020B	Barium	0.053	mg/L	0.0050	07/19/23 18:19	
EPA 6020B	Beryllium	0.000077J	mg/L	0.00050	07/19/23 18:19	
EPA 6020B	Boron	2.1	mg/L	0.20	07/21/23 16:55	
EPA 6020B	Cobalt	0.0045J	mg/L	0.0050	07/19/23 18:19	
EPA 6020B	Lithium	0.0013J	mg/L	0.030	07/19/23 18:19	
EPA 6020B	Molybdenum	0.065	mg/L	0.010	07/19/23 18:19	
SM 2540C-2015	Total Dissolved Solids	534	mg/L	25.0	07/18/23 15:24	
SM 2320B-2011	Alkalinity,Bicarbonate (CaCO3)	144	mg/L	5.0	07/19/23 19:26	
SM 2320B-2011	Alkalinity, Total as CaCO3	144	mg/L	5.0	07/19/23 19:26	
EPA 300.0 Rev 2.1 1993	Chloride	55.3	mg/L	1.0	07/19/23 03:27	
EPA 300.0 Rev 2.1 1993	Fluoride	0.24	mg/L	0.10	07/19/23 03:27	
EPA 300.0 Rev 2.1 1993	Sulfate	160	mg/L	3.0	07/19/23 09:53	

This report shall not be reproduced, except in full,
without the written consent of Pace Analytical Services, LLC.

Pace Analytical Services, LLC
9800 Kincey Ave. Suite 100
Huntersville, NC 28078
(704)875-9092

SUMMARY OF DETECTION

Project: Hammond AP-1
Pace Project No.: 92677694

Lab Sample ID Method	Client Sample ID Parameters	Result	Units	Report Limit	Analyzed	Qualifiers
92677694003	**HAM-PT-10**					
	Performed by	CUSTOMER			07/17/23 17:16	
	pH	7.01	Std. Units		07/17/23 17:16	
EPA 6010D	Manganese	3.5	mg/L	0.040	07/20/23 16:14	
EPA 6010D	Potassium	7.1	mg/L	0.50	07/20/23 16:14	
EPA 6010D	Sodium	10.5	mg/L	1.0	07/20/23 16:14	
EPA 6010D	Calcium	127	mg/L	1.0	07/20/23 16:14	
EPA 6010D	Magnesium	16.8	mg/L	0.050	07/20/23 16:14	
EPA 6010D	Iron	3.1	mg/L	0.040	07/25/23 16:12	
EPA 6020B	Barium	0.074	mg/L	0.0050	07/19/23 18:25	
EPA 6020B	Boron	2.2	mg/L	0.20	07/21/23 17:01	
EPA 6020B	Cobalt	0.0026J	mg/L	0.0050	07/19/23 18:25	
EPA 6020B	Lithium	0.0014J	mg/L	0.030	07/19/23 18:25	
EPA 6020B	Molybdenum	0.10	mg/L	0.010	07/19/23 18:25	
SM 2540C-2015	Total Dissolved Solids	557	mg/L	25.0	07/18/23 15:24	
SM 2320B-2011	Alkalinity,Bicarbonate (CaCO3)	185	mg/L	5.0	07/20/23 16:41	
SM 2320B-2011	Alkalinity, Total as CaCO3	185	mg/L	5.0	07/20/23 16:41	
EPA 300.0 Rev 2.1 1993	Chloride	67.2	mg/L	1.0	07/19/23 04:10	
EPA 300.0 Rev 2.1 1993	Fluoride	0.33	mg/L	0.10	07/19/23 04:10	
EPA 300.0 Rev 2.1 1993	Sulfate	145	mg/L	3.0	07/19/23 10:07	
92677694004	**HAM-PT-07**					
	Performed by	CUSTOMER			07/17/23 17:16	
	pH	6.76	Std. Units		07/17/23 17:16	
EPA 6010D	Manganese	8.2	mg/L	0.040	07/20/23 16:19	
EPA 6010D	Potassium	6.0	mg/L	0.50	07/20/23 16:19	
EPA 6010D	Sodium	6.1	mg/L	1.0	07/20/23 16:19	
EPA 6010D	Calcium	168	mg/L	1.0	07/20/23 16:19	
EPA 6010D	Magnesium	18.5	mg/L	0.050	07/20/23 16:19	
EPA 6010D	Iron	23.8	mg/L	0.040	07/25/23 16:17	
EPA 6020B	Arsenic	0.34	mg/L	0.010	07/19/23 18:30	
EPA 6020B	Barium	0.056	mg/L	0.0050	07/19/23 18:30	
EPA 6020B	Beryllium	0.00012J	mg/L	0.00050	07/19/23 18:30	
EPA 6020B	Boron	1.0	mg/L	0.20	07/21/23 17:07	
EPA 6020B	Cobalt	0.13	mg/L	0.0050	07/19/23 18:30	
EPA 6020B	Lithium	0.060	mg/L	0.030	07/19/23 18:30	
EPA 6020B	Molybdenum	0.017	mg/L	0.010	07/19/23 18:30	
EPA 6020B	Thallium	0.00024J	mg/L	0.0010	07/19/23 18:30	
SM 2540C-2015	Total Dissolved Solids	808	mg/L	25.0	07/18/23 15:24	
SM 2320B-2011	Alkalinity,Bicarbonate (CaCO3)	102	mg/L	5.0	07/20/23 16:53	
SM 2320B-2011	Alkalinity, Total as CaCO3	102	mg/L	5.0	07/20/23 16:53	
EPA 300.0 Rev 2.1 1993	Chloride	15.7	mg/L	1.0	07/19/23 04:24	
EPA 300.0 Rev 2.1 1993	Fluoride	0.36	mg/L	0.10	07/19/23 04:24	
EPA 300.0 Rev 2.1 1993	Sulfate	411	mg/L	9.0	07/19/23 10:21	
92677694005	**HAM-PT-08**					
	Performed by	CUSTOMER			07/17/23 17:17	

This report shall not be reproduced, except in full,
without the written consent of Pace Analytical Services, LLC.

Pace Analytical Services, LLC
9800 Kincey Ave. Suite 100
Huntersville, NC 28078
(704)875-9092

SUMMARY OF DETECTION

Project: Hammond AP-1
Pace Project No.: 92677694

Lab Sample ID Method	Client Sample ID Parameters	Result	Units	Report Limit	Analyzed	Qualifiers
92677694005	**HAM-PT-08**					
	pH	6.66	Std. Units		07/17/23 17:17	
EPA 6010D	Manganese	8.7	mg/L	0.040	07/20/23 16:24	
EPA 6010D	Potassium	6.0	mg/L	0.50	07/20/23 16:24	
EPA 6010D	Sodium	6.9	mg/L	1.0	07/20/23 16:24	
EPA 6010D	Calcium	161	mg/L	1.0	07/20/23 16:24	
EPA 6010D	Magnesium	18.9	mg/L	0.050	07/20/23 16:24	
EPA 6010D	Iron	24.2	mg/L	0.040	07/25/23 16:38	
EPA 6020B	Arsenic	0.33	mg/L	0.010	07/19/23 18:36	
EPA 6020B	Barium	0.051	mg/L	0.0050	07/19/23 18:36	
EPA 6020B	Beryllium	0.00011J	mg/L	0.00050	07/19/23 18:36	
EPA 6020B	Boron	1.0	mg/L	0.20	07/21/23 17:13	
EPA 6020B	Cobalt	0.031	mg/L	0.0050	07/19/23 18:36	
EPA 6020B	Lithium	0.065	mg/L	0.030	07/19/23 18:36	
EPA 6020B	Molybdenum	0.0079J	mg/L	0.010	07/19/23 18:36	
SM 2540C-2015	Total Dissolved Solids	734	mg/L	25.0	07/18/23 15:25	
SM 2320B-2011	Alkalinity,Bicarbonate (CaCO3)	107	mg/L	5.0	07/20/23 17:03	
SM 2320B-2011	Alkalinity, Total as CaCO3	107	mg/L	5.0	07/20/23 17:03	
SM 4500-S2D-2011	Sulfide	0.036J	mg/L	0.10	07/20/23 03:42	
EPA 300.0 Rev 2.1 1993	Chloride	17.0	mg/L	1.0	07/19/23 04:38	
EPA 300.0 Rev 2.1 1993	Fluoride	0.36	mg/L	0.10	07/19/23 04:38	
EPA 300.0 Rev 2.1 1993	Sulfate	417	mg/L	8.0	07/19/23 12:00	
92677694006	**HAM-AP1-FD-01**					
EPA 6010D	Iron	24.6	mg/L	0.040	07/25/23 16:48	
EPA 6010D	Manganese	8.6	mg/L	0.040	07/20/23 16:29	
EPA 6010D	Potassium	6.4	mg/L	0.50	07/20/23 16:29	
EPA 6010D	Sodium	6.6	mg/L	1.0	07/20/23 16:29	
EPA 6010D	Calcium	180	mg/L	1.0	07/20/23 16:29	
EPA 6010D	Magnesium	19.6	mg/L	0.050	07/20/23 16:29	
EPA 6020B	Arsenic	0.34	mg/L	0.010	07/19/23 18:54	
EPA 6020B	Barium	0.057	mg/L	0.0050	07/19/23 18:54	
EPA 6020B	Beryllium	0.00011J	mg/L	0.00050	07/19/23 18:54	
EPA 6020B	Boron	0.99	mg/L	0.20	07/21/23 17:19	
EPA 6020B	Cobalt	0.14	mg/L	0.0050	07/19/23 18:54	
EPA 6020B	Lithium	0.060	mg/L	0.030	07/19/23 18:54	
EPA 6020B	Molybdenum	0.018	mg/L	0.010	07/19/23 18:54	
EPA 6020B	Thallium	0.00025J	mg/L	0.0010	07/19/23 18:54	
SM 2540C-2015	Total Dissolved Solids	804	mg/L	25.0	07/18/23 15:25	
SM 2320B-2011	Alkalinity,Bicarbonate (CaCO3)	102	mg/L	5.0	07/20/23 17:12	
SM 2320B-2011	Alkalinity, Total as CaCO3	102	mg/L	5.0	07/20/23 17:12	
EPA 300.0 Rev 2.1 1993	Chloride	15.6	mg/L	1.0	07/19/23 04:53	
EPA 300.0 Rev 2.1 1993	Fluoride	0.31	mg/L	0.10	07/19/23 04:53	
EPA 300.0 Rev 2.1 1993	Sulfate	428	mg/L	9.0	07/19/23 12:56	
92677694008	**HAM-HGWC-13**					
	Performed by	CUSTOMER			07/17/23 17:17	
	pH	6.67	Std. Units		07/17/23 17:17	

This report shall not be reproduced, except in full,
without the written consent of Pace Analytical Services, LLC.

Pace Analytical Services, LLC
9800 Kincey Ave. Suite 100
Huntersville, NC 28078
(704)875-9092

SUMMARY OF DETECTION

Project: Hammond AP-1
Pace Project No.: 92677694

Lab Sample ID Method	Client Sample ID Parameters	Result	Units	Report Limit	Analyzed	Qualifiers
92677694008	**HAM-HGWC-13**					
EPA 6010D	Iron	7.2	mg/L	0.040	07/20/23 16:39	
EPA 6010D	Manganese	8.9	mg/L	0.040	07/20/23 16:39	
EPA 6010D	Potassium	6.0	mg/L	0.50	07/20/23 16:39	
EPA 6010D	Sodium	6.8	mg/L	1.0	07/20/23 16:39	
EPA 6010D	Calcium	179	mg/L	1.0	07/20/23 16:39	
EPA 6010D	Magnesium	19.5	mg/L	0.050	07/20/23 16:39	
EPA 6020B	Arsenic	0.63	mg/L	0.010	07/19/23 19:06	
EPA 6020B	Barium	0.056	mg/L	0.0050	07/19/23 19:06	
EPA 6020B	Beryllium	0.00012J	mg/L	0.00050	07/19/23 19:06	
EPA 6020B	Boron	1.0	mg/L	0.20	07/21/23 17:43	
EPA 6020B	Cobalt	0.018	mg/L	0.0050	07/19/23 19:06	
EPA 6020B	Lithium	0.048	mg/L	0.030	07/19/23 19:06	
EPA 6020B	Molybdenum	0.017	mg/L	0.010	07/19/23 19:06	
EPA 6020B	Thallium	0.00030J	mg/L	0.0010	07/19/23 19:06	
SM 2540C-2015	Total Dissolved Solids	817	mg/L	25.0	07/18/23 15:31	
SM 2320B-2011	Alkalinity,Bicarbonate (CaCO3)	140	mg/L	5.0	07/20/23 17:26	
SM 2320B-2011	Alkalinity, Total as CaCO3	140	mg/L	5.0	07/20/23 17:26	
EPA 300.0 Rev 2.1 1993	Chloride	17.8	mg/L	1.0	07/19/23 05:50	
EPA 300.0 Rev 2.1 1993	Fluoride	0.32	mg/L	0.10	07/19/23 05:50	
EPA 300.0 Rev 2.1 1993	Sulfate	393	mg/L	8.0	07/19/23 13:10	M1

This report shall not be reproduced, except in full,
without the written consent of Pace Analytical Services, LLC.

Pace Analytical Services, LLC
9800 Kincey Ave. Suite 100
Huntersville, NC 28078
(704)875-9092

ANALYTICAL RESULTS

Project: Hammond AP-1
Pace Project No.: 92677694

Sample: HAM-HGWC-8 **Lab ID: 92677694001** Collected: 07/13/23 10:35 Received: 07/17/23 12:30 Matrix: Water

Parameters	Results	Units	Report Limit	MDL	DF	Prepared	Analyzed	CAS No.	Qual
Field Data	Analytical Method: Pace Analytical Services - Charlotte								
Performed by	**CUSTOMER**				1		07/17/23 17:16		
pH	**6.65**	Std. Units			1		07/17/23 17:16		
6010D ATL ICP	Analytical Method: EPA 6010D Preparation Method: EPA 3010A Pace Analytical Services - Peachtree Corners, GA								
Manganese	**0.28**	mg/L	0.040	0.011	1	07/20/23 09:50	07/20/23 15:39	7439-96-5	
Potassium	**6.9**	mg/L	0.50	0.15	1	07/20/23 09:50	07/20/23 15:39	7440-09-7	
Sodium	**8.8**	mg/L	1.0	0.58	1	07/20/23 09:50	07/20/23 15:39	7440-23-5	M1
Calcium	**107**	mg/L	1.0	0.12	1	07/20/23 09:50	07/20/23 15:39	7440-70-2	M1
Magnesium	**14.9**	mg/L	0.050	0.012	1	07/20/23 09:50	07/20/23 15:39	7439-95-4	M1
Iron	**0.27**	mg/L	0.040	0.025	1	07/20/23 09:50	07/25/23 15:53	7439-89-6	
6020 MET ICPMS	Analytical Method: EPA 6020B Preparation Method: EPA 3005A Pace Analytical Services - Peachtree Corners, GA								
Antimony	ND	mg/L	0.0030	0.0012	1	07/18/23 13:46	07/19/23 17:55	7440-36-0	
Arsenic	ND	mg/L	0.010	0.0037	1	07/18/23 13:46	07/19/23 17:55	7440-38-2	
Barium	**0.047**	mg/L	0.0050	0.00067	1	07/18/23 13:46	07/19/23 17:55	7440-39-3	
Beryllium	**0.000073J**	mg/L	0.00050	0.000054	1	07/18/23 13:46	07/19/23 17:55	7440-41-7	
Boron	**2.0**	mg/L	0.20	0.043	5	07/18/23 13:46	07/21/23 16:37	7440-42-8	
Cadmium	**0.00031J**	mg/L	0.00050	0.00011	1	07/18/23 13:46	07/19/23 17:55	7440-43-9	
Chromium	ND	mg/L	0.0050	0.0011	1	07/18/23 13:46	07/19/23 17:55	7440-47-3	
Cobalt	**0.0015J**	mg/L	0.0050	0.00039	1	07/18/23 13:46	07/19/23 17:55	7440-48-4	
Lithium	**0.0015J**	mg/L	0.030	0.00073	1	07/18/23 13:46	07/19/23 17:55	7439-93-2	
Molybdenum	**0.30**	mg/L	0.010	0.00074	1	07/18/23 13:46	07/19/23 17:55	7439-98-7	
Selenium	ND	mg/L	0.0050	0.0014	1	07/18/23 13:46	07/19/23 17:55	7782-49-2	
Thallium	**0.00026J**	mg/L	0.0010	0.00018	1	07/18/23 13:46	07/19/23 17:55	7440-28-0	
7470 Mercury	Analytical Method: EPA 7470A Preparation Method: EPA 7470A Pace Analytical Services - Peachtree Corners, GA								
Mercury	ND	mg/L	0.00020	0.00013	1	07/27/23 12:00	07/27/23 14:51	7439-97-6	
2540C Total Dissolved Solids	Analytical Method: SM 2540C-2015 Pace Analytical Services - Peachtree Corners, GA								
Total Dissolved Solids	**513**	mg/L	25.0	25.0	1		07/18/23 15:24		
2320B Alkalinity	Analytical Method: SM 2320B-2011 Pace Analytical Services - Asheville								
Alkalinity,Bicarbonate (CaCO3)	**136**	mg/L	5.0	5.0	1		07/19/23 19:16		
Alkalinity,Carbonate (CaCO3)	ND	mg/L	5.0	5.0	1		07/19/23 19:16		
Alkalinity, Total as CaCO3	**136**	mg/L	5.0	5.0	1		07/19/23 19:16		

This report shall not be reproduced, except in full,
without the written consent of Pace Analytical Services, LLC.

Pace Analytical Services, LLC
9800 Kincey Ave. Suite 100
Huntersville, NC 28078
(704)875-9092

ANALYTICAL RESULTS

Project: Hammond AP-1
Pace Project No.: 92677694

Sample: HAM-HGWC-8 **Lab ID: 92677694001** Collected: 07/13/23 10:35 Received: 07/17/23 12:30 Matrix: Water

Parameters	Results	Units	Report Limit	MDL	DF	Prepared	Analyzed	CAS No.	Qual
4500S2D Sulfide Water	Analytical Method: SM 4500-S2D-2011 Pace Analytical Services - Asheville								
Sulfide	ND	mg/L	0.10	0.022	1		07/20/23 03:39	18496-25-8	
300.0 IC Anions 28 Days	Analytical Method: EPA 300.0 Rev 2.1 1993 Pace Analytical Services - Asheville								
Chloride	**47.9**	mg/L	1.0	0.60	1		07/19/23 03:12	16887-00-6	
Fluoride	**0.49**	mg/L	0.10	0.050	1		07/19/23 03:12	16984-48-8	
Sulfate	**163**	mg/L	3.0	1.5	3		07/19/23 09:10	14808-79-8	

This report shall not be reproduced, except in full,
without the written consent of Pace Analytical Services, LLC.

Pace Analytical Services, LLC
9800 Kincey Ave. Suite 100
Huntersville, NC 28078
(704)875-9092

ANALYTICAL RESULTS

Project: Hammond AP-1
Pace Project No.: 92677694

Sample: HAM-PT-09 **Lab ID: 92677694002** Collected: 07/13/23 12:47 Received: 07/17/23 12:30 Matrix: Water

Parameters	Results	Units	Report Limit	MDL	DF	Prepared	Analyzed	CAS No.	Qual
Field Data	Analytical Method: Pace Analytical Services - Charlotte								
Performed by	**CUSTOMER**				1		07/17/23 17:16		
pH	**6.57**	Std. Units			1		07/17/23 17:16		
6010D ATL ICP	Analytical Method: EPA 6010D Preparation Method: EPA 3010A Pace Analytical Services - Peachtree Corners, GA								
Iron	**0.33**	mg/L	0.040	0.025	1	07/20/23 09:50	07/25/23 16:08	7439-89-6	
Manganese	**0.79**	mg/L	0.040	0.011	1	07/20/23 09:50	07/20/23 15:59	7439-96-5	
Potassium	**6.8**	mg/L	0.50	0.15	1	07/20/23 09:50	07/20/23 15:59	7440-09-7	
Sodium	**10.6**	mg/L	1.0	0.58	1	07/20/23 09:50	07/20/23 15:59	7440-23-5	
Calcium	**110**	mg/L	1.0	0.12	1	07/20/23 09:50	07/20/23 15:59	7440-70-2	
Magnesium	**15.6**	mg/L	0.050	0.012	1	07/20/23 09:50	07/20/23 15:59	7439-95-4	
6020 MET ICPMS	Analytical Method: EPA 6020B Preparation Method: EPA 3005A Pace Analytical Services - Peachtree Corners, GA								
Antimony	**0.0027J**	mg/L	0.0030	0.0012	1	07/18/23 13:46	07/19/23 18:19	7440-36-0	
Arsenic	ND	mg/L	0.010	0.0037	1	07/18/23 13:46	07/19/23 18:19	7440-38-2	
Barium	**0.053**	mg/L	0.0050	0.00067	1	07/18/23 13:46	07/19/23 18:19	7440-39-3	
Beryllium	**0.000077J**	mg/L	0.00050	0.000054	1	07/18/23 13:46	07/19/23 18:19	7440-41-7	
Boron	**2.1**	mg/L	0.20	0.043	5	07/18/23 13:46	07/21/23 16:55	7440-42-8	
Cadmium	ND	mg/L	0.00050	0.00011	1	07/18/23 13:46	07/19/23 18:19	7440-43-9	
Chromium	ND	mg/L	0.0050	0.0011	1	07/18/23 13:46	07/19/23 18:19	7440-47-3	
Cobalt	**0.0045J**	mg/L	0.0050	0.00039	1	07/18/23 13:46	07/19/23 18:19	7440-48-4	
Lithium	**0.0013J**	mg/L	0.030	0.00073	1	07/18/23 13:46	07/19/23 18:19	7439-93-2	
Molybdenum	**0.065**	mg/L	0.010	0.00074	1	07/18/23 13:46	07/19/23 18:19	7439-98-7	
Selenium	ND	mg/L	0.0050	0.0014	1	07/18/23 13:46	07/19/23 18:19	7782-49-2	
Thallium	ND	mg/L	0.0010	0.00018	1	07/18/23 13:46	07/19/23 18:19	7440-28-0	
7470 Mercury	Analytical Method: EPA 7470A Preparation Method: EPA 7470A Pace Analytical Services - Peachtree Corners, GA								
Mercury	ND	mg/L	0.00020	0.00013	1	07/27/23 12:00	07/27/23 14:53	7439-97-6	
2540C Total Dissolved Solids	Analytical Method: SM 2540C-2015 Pace Analytical Services - Peachtree Corners, GA								
Total Dissolved Solids	**534**	mg/L	25.0	25.0	1		07/18/23 15:24		
2320B Alkalinity	Analytical Method: SM 2320B-2011 Pace Analytical Services - Asheville								
Alkalinity,Bicarbonate (CaCO3)	**144**	mg/L	5.0	5.0	1		07/19/23 19:26		
Alkalinity,Carbonate (CaCO3)	ND	mg/L	5.0	5.0	1		07/19/23 19:26		
Alkalinity, Total as CaCO3	**144**	mg/L	5.0	5.0	1		07/19/23 19:26		

This report shall not be reproduced, except in full,
without the written consent of Pace Analytical Services, LLC.

Pace Analytical Services, LLC
9800 Kincey Ave. Suite 100
Huntersville, NC 28078
(704)875-9092

ANALYTICAL RESULTS

Project: Hammond AP-1
Pace Project No.: 92677694

Sample: HAM-PT-09 **Lab ID: 92677694002** Collected: 07/13/23 12:47 Received: 07/17/23 12:30 Matrix: Water

Parameters	Results	Units	Report Limit	MDL	DF	Prepared	Analyzed	CAS No.	Qual
4500S2D Sulfide Water	Analytical Method: SM 4500-S2D-2011 Pace Analytical Services - Asheville								
Sulfide	ND	mg/L	0.10	0.022	1		07/20/23 03:41	18496-25-8	
300.0 IC Anions 28 Days	Analytical Method: EPA 300.0 Rev 2.1 1993 Pace Analytical Services - Asheville								
Chloride	**55.3**	mg/L	1.0	0.60	1		07/19/23 03:27	16887-00-6	
Fluoride	**0.24**	mg/L	0.10	0.050	1		07/19/23 03:27	16984-48-8	
Sulfate	**160**	mg/L	3.0	1.5	3		07/19/23 09:53	14808-79-8	

This report shall not be reproduced, except in full,
without the written consent of Pace Analytical Services, LLC.

Pace Analytical Services, LLC
9800 Kincey Ave. Suite 100
Huntersville, NC 28078
(704)875-9092

ANALYTICAL RESULTS

Project: Hammond AP-1
Pace Project No.: 92677694

Sample: HAM-PT-10 **Lab ID: 92677694003** Collected: 07/13/23 14:15 Received: 07/17/23 12:30 Matrix: Water

Parameters	Results	Units	Report Limit	MDL	DF	Prepared	Analyzed	CAS No.	Qual
Field Data	Analytical Method: Pace Analytical Services - Charlotte								
Performed by	**CUSTOMER**				1		07/17/23 17:16		
pH	**7.01**	Std. Units			1		07/17/23 17:16		
6010D ATL ICP	Analytical Method: EPA 6010D Preparation Method: EPA 3010A Pace Analytical Services - Peachtree Corners, GA								
Manganese	**3.5**	mg/L	0.040	0.011	1	07/20/23 09:50	07/20/23 16:14	7439-96-5	
Potassium	**7.1**	mg/L	0.50	0.15	1	07/20/23 09:50	07/20/23 16:14	7440-09-7	
Sodium	**10.5**	mg/L	1.0	0.58	1	07/20/23 09:50	07/20/23 16:14	7440-23-5	
Calcium	**127**	mg/L	1.0	0.12	1	07/20/23 09:50	07/20/23 16:14	7440-70-2	
Magnesium	**16.8**	mg/L	0.050	0.012	1	07/20/23 09:50	07/20/23 16:14	7439-95-4	
Iron	**3.1**	mg/L	0.040	0.025	1	07/20/23 09:50	07/25/23 16:12	7439-89-6	
6020 MET ICPMS	Analytical Method: EPA 6020B Preparation Method: EPA 3005A Pace Analytical Services - Peachtree Corners, GA								
Antimony	ND	mg/L	0.0030	0.0012	1	07/18/23 13:46	07/19/23 18:25	7440-36-0	
Arsenic	ND	mg/L	0.010	0.0037	1	07/18/23 13:46	07/19/23 18:25	7440-38-2	
Barium	**0.074**	mg/L	0.0050	0.00067	1	07/18/23 13:46	07/19/23 18:25	7440-39-3	
Beryllium	ND	mg/L	0.00050	0.000054	1	07/18/23 13:46	07/19/23 18:25	7440-41-7	
Boron	**2.2**	mg/L	0.20	0.043	5	07/18/23 13:46	07/21/23 17:01	7440-42-8	
Cadmium	ND	mg/L	0.00050	0.00011	1	07/18/23 13:46	07/19/23 18:25	7440-43-9	
Chromium	ND	mg/L	0.0050	0.0011	1	07/18/23 13:46	07/19/23 18:25	7440-47-3	
Cobalt	**0.0026J**	mg/L	0.0050	0.00039	1	07/18/23 13:46	07/19/23 18:25	7440-48-4	
Lithium	**0.0014J**	mg/L	0.030	0.00073	1	07/18/23 13:46	07/19/23 18:25	7439-93-2	
Molybdenum	**0.10**	mg/L	0.010	0.00074	1	07/18/23 13:46	07/19/23 18:25	7439-98-7	
Selenium	ND	mg/L	0.0050	0.0014	1	07/18/23 13:46	07/19/23 18:25	7782-49-2	
Thallium	ND	mg/L	0.0010	0.00018	1	07/18/23 13:46	07/19/23 18:25	7440-28-0	
7470 Mercury	Analytical Method: EPA 7470A Preparation Method: EPA 7470A Pace Analytical Services - Peachtree Corners, GA								
Mercury	ND	mg/L	0.00020	0.00013	1	07/27/23 12:00	07/27/23 15:09	7439-97-6	
2540C Total Dissolved Solids	Analytical Method: SM 2540C-2015 Pace Analytical Services - Peachtree Corners, GA								
Total Dissolved Solids	**557**	mg/L	25.0	25.0	1		07/18/23 15:24		
2320B Alkalinity	Analytical Method: SM 2320B-2011 Pace Analytical Services - Asheville								
Alkalinity,Bicarbonate (CaCO3)	**185**	mg/L	5.0	5.0	1		07/20/23 16:41		
Alkalinity,Carbonate (CaCO3)	ND	mg/L	5.0	5.0	1		07/20/23 16:41		
Alkalinity, Total as CaCO3	**185**	mg/L	5.0	5.0	1		07/20/23 16:41		

This report shall not be reproduced, except in full,
without the written consent of Pace Analytical Services, LLC.

Pace Analytical Services, LLC
9800 Kincey Ave. Suite 100
Huntersville, NC 28078
(704)875-9092

ANALYTICAL RESULTS

Project: Hammond AP-1
Pace Project No.: 92677694

Sample: HAM-PT-10 **Lab ID: 92677694003** Collected: 07/13/23 14:15 Received: 07/17/23 12:30 Matrix: Water

Parameters	Results	Units	Report Limit	MDL	DF	Prepared	Analyzed	CAS No.	Qual
4500S2D Sulfide Water	Analytical Method: SM 4500-S2D-2011 Pace Analytical Services - Asheville								
Sulfide	ND	mg/L	0.10	0.022	1		07/20/23 03:41	18496-25-8	
300.0 IC Anions 28 Days	Analytical Method: EPA 300.0 Rev 2.1 1993 Pace Analytical Services - Asheville								
Chloride	**67.2**	mg/L	1.0	0.60	1		07/19/23 04:10	16887-00-6	
Fluoride	**0.33**	mg/L	0.10	0.050	1		07/19/23 04:10	16984-48-8	
Sulfate	**145**	mg/L	3.0	1.5	3		07/19/23 10:07	14808-79-8	

This report shall not be reproduced, except in full,
without the written consent of Pace Analytical Services, LLC.

Pace Analytical Services, LLC
9800 Kincey Ave. Suite 100
Huntersville, NC 28078
(704)875-9092

ANALYTICAL RESULTS

Project: Hammond AP-1
Pace Project No.: 92677694

Sample: HAM-PT-07 **Lab ID: 92677694004** Collected: 07/13/23 16:22 Received: 07/17/23 12:30 Matrix: Water

Parameters	Results	Units	Report Limit	MDL	DF	Prepared	Analyzed	CAS No.	Qual
Field Data	Analytical Method: Pace Analytical Services - Charlotte								
Performed by	**CUSTOMER**				1		07/17/23 17:16		
pH	**6.76**	Std. Units			1		07/17/23 17:16		
6010D ATL ICP	Analytical Method: EPA 6010D Preparation Method: EPA 3010A Pace Analytical Services - Peachtree Corners, GA								
Manganese	**8.2**	mg/L	0.040	0.011	1	07/20/23 09:50	07/20/23 16:19	7439-96-5	
Potassium	**6.0**	mg/L	0.50	0.15	1	07/20/23 09:50	07/20/23 16:19	7440-09-7	
Sodium	**6.1**	mg/L	1.0	0.58	1	07/20/23 09:50	07/20/23 16:19	7440-23-5	
Calcium	**168**	mg/L	1.0	0.12	1	07/20/23 09:50	07/20/23 16:19	7440-70-2	
Magnesium	**18.5**	mg/L	0.050	0.012	1	07/20/23 09:50	07/20/23 16:19	7439-95-4	
Iron	**23.8**	mg/L	0.040	0.025	1	07/20/23 09:50	07/25/23 16:17	7439-89-6	
6020 MET ICPMS	Analytical Method: EPA 6020B Preparation Method: EPA 3005A Pace Analytical Services - Peachtree Corners, GA								
Antimony	ND	mg/L	0.0030	0.0012	1	07/18/23 13:46	07/19/23 18:30	7440-36-0	
Arsenic	**0.34**	mg/L	0.010	0.0037	1	07/18/23 13:46	07/19/23 18:30	7440-38-2	
Barium	**0.056**	mg/L	0.0050	0.00067	1	07/18/23 13:46	07/19/23 18:30	7440-39-3	
Beryllium	**0.00012J**	mg/L	0.00050	0.000054	1	07/18/23 13:46	07/19/23 18:30	7440-41-7	
Boron	**1.0**	mg/L	0.20	0.043	5	07/18/23 13:46	07/21/23 17:07	7440-42-8	
Cadmium	ND	mg/L	0.00050	0.00011	1	07/18/23 13:46	07/19/23 18:30	7440-43-9	
Chromium	ND	mg/L	0.0050	0.0011	1	07/18/23 13:46	07/19/23 18:30	7440-47-3	
Cobalt	**0.13**	mg/L	0.0050	0.00039	1	07/18/23 13:46	07/19/23 18:30	7440-48-4	
Lithium	**0.060**	mg/L	0.030	0.00073	1	07/18/23 13:46	07/19/23 18:30	7439-93-2	
Molybdenum	**0.017**	mg/L	0.010	0.00074	1	07/18/23 13:46	07/19/23 18:30	7439-98-7	
Selenium	ND	mg/L	0.0050	0.0014	1	07/18/23 13:46	07/19/23 18:30	7782-49-2	
Thallium	**0.00024J**	mg/L	0.0010	0.00018	1	07/18/23 13:46	07/19/23 18:30	7440-28-0	
7470 Mercury	Analytical Method: EPA 7470A Preparation Method: EPA 7470A Pace Analytical Services - Peachtree Corners, GA								
Mercury	ND	mg/L	0.00020	0.00013	1	07/27/23 12:00	07/27/23 15:12	7439-97-6	
2540C Total Dissolved Solids	Analytical Method: SM 2540C-2015 Pace Analytical Services - Peachtree Corners, GA								
Total Dissolved Solids	**808**	mg/L	25.0	25.0	1		07/18/23 15:24		
2320B Alkalinity	Analytical Method: SM 2320B-2011 Pace Analytical Services - Asheville								
Alkalinity,Bicarbonate (CaCO3)	**102**	mg/L	5.0	5.0	1		07/20/23 16:53		
Alkalinity,Carbonate (CaCO3)	ND	mg/L	5.0	5.0	1		07/20/23 16:53		
Alkalinity, Total as CaCO3	**102**	mg/L	5.0	5.0	1		07/20/23 16:53		

This report shall not be reproduced, except in full,
without the written consent of Pace Analytical Services, LLC.

Pace Analytical Services, LLC
9800 Kincey Ave. Suite 100
Huntersville, NC 28078
(704)875-9092

ANALYTICAL RESULTS

Project: Hammond AP-1
Pace Project No.: 92677694

Sample: HAM-PT-07 **Lab ID: 92677694004** Collected: 07/13/23 16:22 Received: 07/17/23 12:30 Matrix: Water

Parameters	Results	Units	Report Limit	MDL	DF	Prepared	Analyzed	CAS No.	Qual
4500S2D Sulfide Water	Analytical Method: SM 4500-S2D-2011 Pace Analytical Services - Asheville								
Sulfide	ND	mg/L	0.10	0.022	1		07/20/23 03:42	18496-25-8	
300.0 IC Anions 28 Days	Analytical Method: EPA 300.0 Rev 2.1 1993 Pace Analytical Services - Asheville								
Chloride	**15.7**	mg/L	1.0	0.60	1		07/19/23 04:24	16887-00-6	
Fluoride	**0.36**	mg/L	0.10	0.050	1		07/19/23 04:24	16984-48-8	
Sulfate	**411**	mg/L	9.0	4.5	9		07/19/23 10:21	14808-79-8	

This report shall not be reproduced, except in full,
without the written consent of Pace Analytical Services, LLC.

Pace Analytical Services, LLC
9800 Kincey Ave. Suite 100
Huntersville, NC 28078
(704)875-9092

ANALYTICAL RESULTS

Project: Hammond AP-1
Pace Project No.: 92677694

Sample: HAM-PT-08 **Lab ID: 92677694005** Collected: 07/13/23 17:51 Received: 07/17/23 12:30 Matrix: Water

Parameters	Results	Units	Report Limit	MDL	DF	Prepared	Analyzed	CAS No.	Qual
Field Data	Analytical Method: Pace Analytical Services - Charlotte								
Performed by	**CUSTOMER**				1		07/17/23 17:17		
pH	**6.66**	Std. Units			1		07/17/23 17:17		
6010D ATL ICP	Analytical Method: EPA 6010D Preparation Method: EPA 3010A Pace Analytical Services - Peachtree Corners, GA								
Manganese	**8.7**	mg/L	0.040	0.011	1	07/20/23 09:50	07/20/23 16:24	7439-96-5	
Potassium	**6.0**	mg/L	0.50	0.15	1	07/20/23 09:50	07/20/23 16:24	7440-09-7	
Sodium	**6.9**	mg/L	1.0	0.58	1	07/20/23 09:50	07/20/23 16:24	7440-23-5	
Calcium	**161**	mg/L	1.0	0.12	1	07/20/23 09:50	07/20/23 16:24	7440-70-2	
Magnesium	**18.9**	mg/L	0.050	0.012	1	07/20/23 09:50	07/20/23 16:24	7439-95-4	
Iron	**24.2**	mg/L	0.040	0.025	1	07/20/23 09:50	07/25/23 16:38	7439-89-6	
6020 MET ICPMS	Analytical Method: EPA 6020B Preparation Method: EPA 3005A Pace Analytical Services - Peachtree Corners, GA								
Antimony	ND	mg/L	0.0030	0.0012	1	07/18/23 13:46	07/19/23 18:36	7440-36-0	
Arsenic	**0.33**	mg/L	0.010	0.0037	1	07/18/23 13:46	07/19/23 18:36	7440-38-2	
Barium	**0.051**	mg/L	0.0050	0.00067	1	07/18/23 13:46	07/19/23 18:36	7440-39-3	
Beryllium	**0.00011J**	mg/L	0.00050	0.000054	1	07/18/23 13:46	07/19/23 18:36	7440-41-7	
Boron	**1.0**	mg/L	0.20	0.043	5	07/18/23 13:46	07/21/23 17:13	7440-42-8	
Cadmium	ND	mg/L	0.00050	0.00011	1	07/18/23 13:46	07/19/23 18:36	7440-43-9	
Chromium	ND	mg/L	0.0050	0.0011	1	07/18/23 13:46	07/19/23 18:36	7440-47-3	
Cobalt	**0.031**	mg/L	0.0050	0.00039	1	07/18/23 13:46	07/19/23 18:36	7440-48-4	
Lithium	**0.065**	mg/L	0.030	0.00073	1	07/18/23 13:46	07/19/23 18:36	7439-93-2	
Molybdenum	**0.0079J**	mg/L	0.010	0.00074	1	07/18/23 13:46	07/19/23 18:36	7439-98-7	
Selenium	ND	mg/L	0.0050	0.0014	1	07/18/23 13:46	07/19/23 18:36	7782-49-2	
Thallium	ND	mg/L	0.0010	0.00018	1	07/18/23 13:46	07/19/23 18:36	7440-28-0	
7470 Mercury	Analytical Method: EPA 7470A Preparation Method: EPA 7470A Pace Analytical Services - Peachtree Corners, GA								
Mercury	ND	mg/L	0.00020	0.00013	1	07/27/23 12:00	07/27/23 15:14	7439-97-6	
2540C Total Dissolved Solids	Analytical Method: SM 2540C-2015 Pace Analytical Services - Peachtree Corners, GA								
Total Dissolved Solids	**734**	mg/L	25.0	25.0	1		07/18/23 15:25		
2320B Alkalinity	Analytical Method: SM 2320B-2011 Pace Analytical Services - Asheville								
Alkalinity,Bicarbonate (CaCO3)	**107**	mg/L	5.0	5.0	1		07/20/23 17:03		
Alkalinity,Carbonate (CaCO3)	ND	mg/L	5.0	5.0	1		07/20/23 17:03		
Alkalinity, Total as CaCO3	**107**	mg/L	5.0	5.0	1		07/20/23 17:03		

This report shall not be reproduced, except in full,
without the written consent of Pace Analytical Services, LLC.

Pace Analytical Services, LLC
9800 Kincey Ave. Suite 100
Huntersville, NC 28078
(704)875-9092

ANALYTICAL RESULTS

Project: Hammond AP-1
Pace Project No.: 92677694

Sample: HAM-PT-08 **Lab ID: 92677694005** Collected: 07/13/23 17:51 Received: 07/17/23 12:30 Matrix: Water

Parameters	Results	Units	Report Limit	MDL	DF	Prepared	Analyzed	CAS No.	Qual
4500S2D Sulfide Water	Analytical Method: SM 4500-S2D-2011 Pace Analytical Services - Asheville								
Sulfide	**0.036J**	mg/L	0.10	0.022	1		07/20/23 03:42	18496-25-8	
300.0 IC Anions 28 Days	Analytical Method: EPA 300.0 Rev 2.1 1993 Pace Analytical Services - Asheville								
Chloride	**17.0**	mg/L	1.0	0.60	1		07/19/23 04:38	16887-00-6	
Fluoride	**0.36**	mg/L	0.10	0.050	1		07/19/23 04:38	16984-48-8	
Sulfate	**417**	mg/L	8.0	4.0	8		07/19/23 12:00	14808-79-8	

This report shall not be reproduced, except in full,
without the written consent of Pace Analytical Services, LLC.

Pace Analytical Services, LLC
9800 Kincey Ave. Suite 100
Huntersville, NC 28078
(704)875-9092

ANALYTICAL RESULTS

Project: Hammond AP-1
Pace Project No.: 92677694

Sample: HAM-AP1-FD-01 **Lab ID: 92677694006** Collected: 07/13/23 00:00 Received: 07/17/23 12:30 Matrix: Water

Parameters	Results	Units	Report Limit	MDL	DF	Prepared	Analyzed	CAS No.	Qual
6010D ATL ICP	Analytical Method: EPA 6010D Preparation Method: EPA 3010A								
	Pace Analytical Services - Peachtree Corners, GA								
Iron	**24.6**	mg/L	0.040	0.025	1	07/20/23 09:50	07/25/23 16:48	7439-89-6	
Manganese	**8.6**	mg/L	0.040	0.011	1	07/20/23 09:50	07/20/23 16:29	7439-96-5	
Potassium	**6.4**	mg/L	0.50	0.15	1	07/20/23 09:50	07/20/23 16:29	7440-09-7	
Sodium	**6.6**	mg/L	1.0	0.58	1	07/20/23 09:50	07/20/23 16:29	7440-23-5	
Calcium	**180**	mg/L	1.0	0.12	1	07/20/23 09:50	07/20/23 16:29	7440-70-2	
Magnesium	**19.6**	mg/L	0.050	0.012	1	07/20/23 09:50	07/20/23 16:29	7439-95-4	
6020 MET ICPMS	Analytical Method: EPA 6020B Preparation Method: EPA 3005A								
	Pace Analytical Services - Peachtree Corners, GA								
Antimony	ND	mg/L	0.0030	0.0012	1	07/18/23 13:46	07/19/23 18:54	7440-36-0	
Arsenic	**0.34**	mg/L	0.010	0.0037	1	07/18/23 13:46	07/19/23 18:54	7440-38-2	
Barium	**0.057**	mg/L	0.0050	0.00067	1	07/18/23 13:46	07/19/23 18:54	7440-39-3	
Beryllium	**0.00011J**	mg/L	0.00050	0.000054	1	07/18/23 13:46	07/19/23 18:54	7440-41-7	
Boron	**0.99**	mg/L	0.20	0.043	5	07/18/23 13:46	07/21/23 17:19	7440-42-8	
Cadmium	ND	mg/L	0.00050	0.00011	1	07/18/23 13:46	07/19/23 18:54	7440-43-9	
Chromium	ND	mg/L	0.0050	0.0011	1	07/18/23 13:46	07/19/23 18:54	7440-47-3	
Cobalt	**0.14**	mg/L	0.0050	0.00039	1	07/18/23 13:46	07/19/23 18:54	7440-48-4	
Lithium	**0.060**	mg/L	0.030	0.00073	1	07/18/23 13:46	07/19/23 18:54	7439-93-2	
Molybdenum	**0.018**	mg/L	0.010	0.00074	1	07/18/23 13:46	07/19/23 18:54	7439-98-7	
Selenium	ND	mg/L	0.0050	0.0014	1	07/18/23 13:46	07/19/23 18:54	7782-49-2	
Thallium	**0.00025J**	mg/L	0.0010	0.00018	1	07/18/23 13:46	07/19/23 18:54	7440-28-0	
7470 Mercury	Analytical Method: EPA 7470A Preparation Method: EPA 7470A								
	Pace Analytical Services - Peachtree Corners, GA								
Mercury	ND	mg/L	0.00020	0.00013	1	07/27/23 12:00	07/27/23 15:17	7439-97-6	
2540C Total Dissolved Solids	Analytical Method: SM 2540C-2015								
	Pace Analytical Services - Peachtree Corners, GA								
Total Dissolved Solids	**804**	mg/L	25.0	25.0	1		07/18/23 15:25		
2320B Alkalinity	Analytical Method: SM 2320B-2011								
	Pace Analytical Services - Asheville								
Alkalinity,Bicarbonate (CaCO3)	**102**	mg/L	5.0	5.0	1		07/20/23 17:12		
Alkalinity,Carbonate (CaCO3)	ND	mg/L	5.0	5.0	1		07/20/23 17:12		
Alkalinity, Total as CaCO3	**102**	mg/L	5.0	5.0	1		07/20/23 17:12		
4500S2D Sulfide Water	Analytical Method: SM 4500-S2D-2011								
	Pace Analytical Services - Asheville								
Sulfide	ND	mg/L	0.10	0.022	1		07/20/23 03:42	18496-25-8	
300.0 IC Anions 28 Days	Analytical Method: EPA 300.0 Rev 2.1 1993								
	Pace Analytical Services - Asheville								
Chloride	**15.6**	mg/L	1.0	0.60	1		07/19/23 04:53	16887-00-6	
Fluoride	**0.31**	mg/L	0.10	0.050	1		07/19/23 04:53	16984-48-8	

This report shall not be reproduced, except in full,
without the written consent of Pace Analytical Services, LLC.

Pace Analytical Services, LLC
9800 Kincey Ave. Suite 100
Huntersville, NC 28078
(704)875-9092

ANALYTICAL RESULTS

Project: Hammond AP-1
Pace Project No.: 92677694

Sample: HAM-AP1-FD-01 **Lab ID: 92677694006** Collected: 07/13/23 00:00 Received: 07/17/23 12:30 Matrix: Water

Parameters	Results	Units	Report Limit	MDL	DF	Prepared	Analyzed	CAS No.	Qual
300.0 IC Anions 28 Days	Analytical Method: EPA 300.0 Rev 2.1 1993 Pace Analytical Services - Asheville								
Sulfate	**428**	mg/L	9.0	4.5	9		07/19/23 12:56	14808-79-8	

This report shall not be reproduced, except in full,
without the written consent of Pace Analytical Services, LLC.

Pace Analytical Services, LLC
9800 Kincey Ave. Suite 100
Huntersville, NC 28078
(704)875-9092

ANALYTICAL RESULTS

Project: Hammond AP-1
Pace Project No.: 92677694

Sample: HAM-AP1-FB-01 **Lab ID: 92677694007** Collected: 07/17/23 08:40 Received: 07/17/23 12:30 Matrix: Water

Parameters	Results	Units	Report Limit	MDL	DF	Prepared	Analyzed	CAS No.	Qual
6010D ATL ICP	Analytical Method: EPA 6010D Preparation Method: EPA 3010A								
	Pace Analytical Services - Peachtree Corners, GA								
Manganese	ND	mg/L	0.040	0.011	1	07/20/23 09:50	07/20/23 16:34	7439-96-5	
Potassium	ND	mg/L	0.50	0.15	1	07/20/23 09:50	07/20/23 16:34	7440-09-7	
Sodium	ND	mg/L	1.0	0.58	1	07/20/23 09:50	07/20/23 16:34	7440-23-5	
Calcium	ND	mg/L	1.0	0.12	1	07/20/23 09:50	07/20/23 16:34	7440-70-2	
Magnesium	ND	mg/L	0.050	0.012	1	07/20/23 09:50	07/20/23 16:34	7439-95-4	
Iron	ND	mg/L	0.040	0.025	1	07/20/23 09:50	07/25/23 16:53	7439-89-6	
6020 MET ICPMS	Analytical Method: EPA 6020B Preparation Method: EPA 3005A								
	Pace Analytical Services - Peachtree Corners, GA								
Antimony	ND	mg/L	0.0030	0.0012	1	07/18/23 13:46	07/19/23 19:00	7440-36-0	
Arsenic	ND	mg/L	0.010	0.0037	1	07/18/23 13:46	07/19/23 19:00	7440-38-2	
Barium	ND	mg/L	0.0050	0.00067	1	07/18/23 13:46	07/19/23 19:00	7440-39-3	
Beryllium	ND	mg/L	0.00050	0.000054	1	07/18/23 13:46	07/19/23 19:00	7440-41-7	
Boron	ND	mg/L	0.040	0.0086	1	07/18/23 13:46	07/21/23 17:37	7440-42-8	
Cadmium	ND	mg/L	0.00050	0.00011	1	07/18/23 13:46	07/19/23 19:00	7440-43-9	
Chromium	ND	mg/L	0.0050	0.0011	1	07/18/23 13:46	07/19/23 19:00	7440-47-3	
Cobalt	ND	mg/L	0.0050	0.00039	1	07/18/23 13:46	07/19/23 19:00	7440-48-4	
Lithium	ND	mg/L	0.030	0.00073	1	07/18/23 13:46	07/19/23 19:00	7439-93-2	
Molybdenum	ND	mg/L	0.010	0.00074	1	07/18/23 13:46	07/19/23 19:00	7439-98-7	
Selenium	ND	mg/L	0.0050	0.0014	1	07/18/23 13:46	07/19/23 19:00	7782-49-2	
Thallium	ND	mg/L	0.0010	0.00018	1	07/18/23 13:46	07/19/23 19:00	7440-28-0	
7470 Mercury	Analytical Method: EPA 7470A Preparation Method: EPA 7470A								
	Pace Analytical Services - Peachtree Corners, GA								
Mercury	ND	mg/L	0.00020	0.00013	1	07/27/23 12:00	07/27/23 15:19	7439-97-6	
2540C Total Dissolved Solids	Analytical Method: SM 2540C-2015								
	Pace Analytical Services - Peachtree Corners, GA								
Total Dissolved Solids	ND	mg/L	25.0	25.0	1		07/18/23 15:30		
2320B Alkalinity	Analytical Method: SM 2320B-2011								
	Pace Analytical Services - Asheville								
Alkalinity,Bicarbonate (CaCO3)	ND	mg/L	5.0	5.0	1		07/20/23 17:22		
Alkalinity,Carbonate (CaCO3)	ND	mg/L	5.0	5.0	1		07/20/23 17:22		
Alkalinity, Total as CaCO3	ND	mg/L	5.0	5.0	1		07/20/23 17:22		
4500S2D Sulfide Water	Analytical Method: SM 4500-S2D-2011								
	Pace Analytical Services - Asheville								
Sulfide	ND	mg/L	0.10	0.022	1		07/20/23 04:00	18496-25-8	
300.0 IC Anions 28 Days	Analytical Method: EPA 300.0 Rev 2.1 1993								
	Pace Analytical Services - Asheville								
Chloride	ND	mg/L	1.0	0.60	1		07/19/23 05:07	16887-00-6	
Fluoride	ND	mg/L	0.10	0.050	1		07/19/23 05:07	16984-48-8	

This report shall not be reproduced, except in full,
without the written consent of Pace Analytical Services, LLC.

Pace Analytical Services, LLC
9800 Kincey Ave. Suite 100
Huntersville, NC 28078
(704)875-9092

ANALYTICAL RESULTS

Project: Hammond AP-1
Pace Project No.: 92677694

Sample: HAM-AP1-FB-01 **Lab ID: 92677694007** Collected: 07/17/23 08:40 Received: 07/17/23 12:30 Matrix: Water

Parameters	Results	Units	Report Limit	MDL	DF	Prepared	Analyzed	CAS No.	Qual
300.0 IC Anions 28 Days	Analytical Method: EPA 300.0 Rev 2.1 1993 Pace Analytical Services - Asheville								
Sulfate	ND	mg/L	1.0	0.50	1		07/19/23 05:07	14808-79-8	

This report shall not be reproduced, except in full,
without the written consent of Pace Analytical Services, LLC.

Pace Analytical Services, LLC
9800 Kincey Ave. Suite 100
Huntersville, NC 28078
(704)875-9092

ANALYTICAL RESULTS

Project: Hammond AP-1
Pace Project No.: 92677694

Sample: HAM-HGWC-13 **Lab ID: 92677694008** Collected: 07/17/23 11:47 Received: 07/17/23 12:30 Matrix: Water

Parameters	Results	Units	Report Limit	MDL	DF	Prepared	Analyzed	CAS No.	Qual
Field Data	Analytical Method: Pace Analytical Services - Charlotte								
Performed by	**CUSTOMER**				1		07/17/23 17:17		
pH	**6.67**	Std. Units			1		07/17/23 17:17		
6010D ATL ICP	Analytical Method: EPA 6010D Preparation Method: EPA 3010A Pace Analytical Services - Peachtree Corners, GA								
Iron	**7.2**	mg/L	0.040	0.025	1	07/20/23 09:50	07/20/23 16:39	7439-89-6	
Manganese	**8.9**	mg/L	0.040	0.011	1	07/20/23 09:50	07/20/23 16:39	7439-96-5	
Potassium	**6.0**	mg/L	0.50	0.15	1	07/20/23 09:50	07/20/23 16:39	7440-09-7	
Sodium	**6.8**	mg/L	1.0	0.58	1	07/20/23 09:50	07/20/23 16:39	7440-23-5	
Calcium	**179**	mg/L	1.0	0.12	1	07/20/23 09:50	07/20/23 16:39	7440-70-2	
Magnesium	**19.5**	mg/L	0.050	0.012	1	07/20/23 09:50	07/20/23 16:39	7439-95-4	
6020 MET ICPMS	Analytical Method: EPA 6020B Preparation Method: EPA 3005A Pace Analytical Services - Peachtree Corners, GA								
Antimony	ND	mg/L	0.0030	0.0012	1	07/18/23 13:46	07/19/23 19:06	7440-36-0	
Arsenic	**0.63**	mg/L	0.010	0.0037	1	07/18/23 13:46	07/19/23 19:06	7440-38-2	
Barium	**0.056**	mg/L	0.0050	0.00067	1	07/18/23 13:46	07/19/23 19:06	7440-39-3	
Beryllium	**0.00012J**	mg/L	0.00050	0.000054	1	07/18/23 13:46	07/19/23 19:06	7440-41-7	
Boron	**1.0**	mg/L	0.20	0.043	5	07/18/23 13:46	07/21/23 17:43	7440-42-8	
Cadmium	ND	mg/L	0.00050	0.00011	1	07/18/23 13:46	07/19/23 19:06	7440-43-9	
Chromium	ND	mg/L	0.0050	0.0011	1	07/18/23 13:46	07/19/23 19:06	7440-47-3	
Cobalt	**0.018**	mg/L	0.0050	0.00039	1	07/18/23 13:46	07/19/23 19:06	7440-48-4	
Lithium	**0.048**	mg/L	0.030	0.00073	1	07/18/23 13:46	07/19/23 19:06	7439-93-2	
Molybdenum	**0.017**	mg/L	0.010	0.00074	1	07/18/23 13:46	07/19/23 19:06	7439-98-7	
Selenium	ND	mg/L	0.0050	0.0014	1	07/18/23 13:46	07/19/23 19:06	7782-49-2	
Thallium	**0.00030J**	mg/L	0.0010	0.00018	1	07/18/23 13:46	07/19/23 19:06	7440-28-0	
7470 Mercury	Analytical Method: EPA 7470A Preparation Method: EPA 7470A Pace Analytical Services - Peachtree Corners, GA								
Mercury	ND	mg/L	0.00020	0.00013	1	07/27/23 12:00	07/27/23 15:22	7439-97-6	
2540C Total Dissolved Solids	Analytical Method: SM 2540C-2015 Pace Analytical Services - Peachtree Corners, GA								
Total Dissolved Solids	**817**	mg/L	25.0	25.0	1		07/18/23 15:31		
2320B Alkalinity	Analytical Method: SM 2320B-2011 Pace Analytical Services - Asheville								
Alkalinity,Bicarbonate (CaCO3)	**140**	mg/L	5.0	5.0	1		07/20/23 17:26		
Alkalinity,Carbonate (CaCO3)	ND	mg/L	5.0	5.0	1		07/20/23 17:26		
Alkalinity, Total as CaCO3	**140**	mg/L	5.0	5.0	1		07/20/23 17:26		

This report shall not be reproduced, except in full,
without the written consent of Pace Analytical Services, LLC.

Pace Analytical Services, LLC
9800 Kincey Ave. Suite 100
Huntersville, NC 28078
(704)875-9092

ANALYTICAL RESULTS

Project: Hammond AP-1
Pace Project No.: 92677694

Sample: HAM-HGWC-13 **Lab ID: 92677694008** Collected: 07/17/23 11:47 Received: 07/17/23 12:30 Matrix: Water

Parameters	Results	Units	Report Limit	MDL	DF	Prepared	Analyzed	CAS No.	Qual
4500S2D Sulfide Water	Analytical Method: SM 4500-S2D-2011 Pace Analytical Services - Asheville								
Sulfide	ND	mg/L	0.10	0.022	1		07/20/23 04:00	18496-25-8	
300.0 IC Anions 28 Days	Analytical Method: EPA 300.0 Rev 2.1 1993 Pace Analytical Services - Asheville								
Chloride	**17.8**	mg/L	1.0	0.60	1		07/19/23 05:50	16887-00-6	
Fluoride	**0.32**	mg/L	0.10	0.050	1		07/19/23 05:50	16984-48-8	
Sulfate	**393**	mg/L	8.0	4.0	8		07/19/23 13:10	14808-79-8	M1

This report shall not be reproduced, except in full,
without the written consent of Pace Analytical Services, LLC.

Pace Analytical Services, LLC
9800 Kincey Ave. Suite 100
Huntersville, NC 28078
(704)875-9092

QUALITY CONTROL DATA

Project: Hammond AP-1
Pace Project No.: 92677694

QC Batch: 787863
QC Batch Method: EPA 3010A
Analysis Method: EPA 6010D
Analysis Description: 6010D ATL
Laboratory: Pace Analytical Services - Peachtree Corners, GA
Associated Lab Samples: 92677694001, 92677694002, 92677694003, 92677694004, 92677694005, 92677694006, 92677694007, 92677694008

METHOD BLANK: 4084625 Matrix: Water
Associated Lab Samples: 92677694001, 92677694002, 92677694003, 92677694004, 92677694005, 92677694006, 92677694007, 92677694008

Parameter	Units	Blank Result	Reporting Limit	MDL	Analyzed	Qualifiers
Calcium	mg/L	ND	1.0	0.12	07/20/23 15:30	
Iron	mg/L	ND	0.040	0.025	07/25/23 15:43	
Magnesium	mg/L	ND	0.050	0.012	07/20/23 15:30	
Manganese	mg/L	ND	0.040	0.011	07/20/23 15:30	
Potassium	mg/L	ND	0.50	0.15	07/20/23 15:30	
Sodium	mg/L	ND	1.0	0.58	07/20/23 15:30	

LABORATORY CONTROL SAMPLE: 4084626

Parameter	Units	Spike Conc.	LCS Result	LCS % Rec	% Rec Limits	Qualifiers
Calcium	mg/L	1	0.92J	92	80-120	
Iron	mg/L	1	0.99	99	80-120	
Magnesium	mg/L	1	0.93	93	80-120	
Manganese	mg/L	1	0.94	94	80-120	
Potassium	mg/L	1	0.88	88	80-120	
Sodium	mg/L	1	0.84J	84	80-120	

MATRIX SPIKE & MATRIX SPIKE DUPLICATE: 4085060 4085061

Parameter	Units	92677694001 Result	MS Spike Conc.	MSD Spike Conc.	MS Result	MSD Result	MS % Rec	MSD % Rec	% Rec Limits	RPD	Max RPD	Qual
Calcium	mg/L	107	1	1	109	104	196	-279	75-125	4	20	M1
Iron	mg/L	0.27	1	1	1.3	1.3	99	105	75-125	5	20	
Magnesium	mg/L	14.9	1	1	16.2	15.6	128	74	75-125	3	20	M1
Manganese	mg/L	0.28	1	1	1.2	1.3	96	100	75-125	3	20	
Potassium	mg/L	6.9	1	1	8.1	7.8	118	90	75-125	3	20	
Sodium	mg/L	8.8	1	1	9.9	9.5	111	73	75-125	4	20	M1

Results presented on this page are in the units indicated by the "Units" column except where an alternate unit is presented to the right of the result.

This report shall not be reproduced, except in full,
without the written consent of Pace Analytical Services, LLC.

Pace Analytical Services, LLC
9800 Kincey Ave. Suite 100
Huntersville, NC 28078
(704)875-9092

QUALITY CONTROL DATA

Project: Hammond AP-1
Pace Project No.: 92677694

QC Batch: 787489
QC Batch Method: EPA 3005A
Analysis Method: EPA 6020B
Analysis Description: 6020 MET
Laboratory: Pace Analytical Services - Peachtree Corners, GA
Associated Lab Samples: 92677694001, 92677694002, 92677694003, 92677694004, 92677694005, 92677694006, 92677694007, 92677694008

METHOD BLANK: 4082463 Matrix: Water
Associated Lab Samples: 92677694001, 92677694002, 92677694003, 92677694004, 92677694005, 92677694006, 92677694007, 92677694008

Parameter	Units	Blank Result	Reporting Limit	MDL	Analyzed	Qualifiers
Antimony	mg/L	ND	0.0030	0.0012	07/19/23 17:43	
Arsenic	mg/L	ND	0.010	0.0037	07/19/23 17:43	
Barium	mg/L	ND	0.0050	0.00067	07/19/23 17:43	
Beryllium	mg/L	ND	0.00050	0.000054	07/19/23 17:43	
Boron	mg/L	ND	0.040	0.0086	07/21/23 16:25	
Cadmium	mg/L	ND	0.00050	0.00011	07/19/23 17:43	
Chromium	mg/L	ND	0.0050	0.0011	07/19/23 17:43	
Cobalt	mg/L	ND	0.0050	0.00039	07/19/23 17:43	
Lithium	mg/L	ND	0.030	0.00073	07/19/23 17:43	
Molybdenum	mg/L	ND	0.010	0.00074	07/19/23 17:43	
Selenium	mg/L	ND	0.0050	0.0014	07/19/23 17:43	
Thallium	mg/L	ND	0.0010	0.00018	07/19/23 17:43	

LABORATORY CONTROL SAMPLE: 4082464

Parameter	Units	Spike Conc.	LCS Result	LCS % Rec	% Rec Limits	Qualifiers
Antimony	mg/L	0.1	0.11	107	80-120	
Arsenic	mg/L	0.1	0.099	99	80-120	
Barium	mg/L	0.1	0.096	96	80-120	
Beryllium	mg/L	0.1	0.10	102	80-120	
Boron	mg/L	1	1.1	110	80-120	
Cadmium	mg/L	0.1	0.10	103	80-120	
Chromium	mg/L	0.1	0.10	102	80-120	
Cobalt	mg/L	0.1	0.10	101	80-120	
Lithium	mg/L	0.1	0.10	103	80-120	
Molybdenum	mg/L	0.1	0.10	102	80-120	
Selenium	mg/L	0.1	0.10	101	80-120	
Thallium	mg/L	0.1	0.097	97	80-120	

MATRIX SPIKE & MATRIX SPIKE DUPLICATE: 4082465 4082466

Parameter	Units	92677694001 Result	MS Spike Conc.	MSD Spike Conc.	MS Result	MSD Result	MS % Rec	MSD % Rec	% Rec Limits	RPD	Max RPD	Qual
Antimony	mg/L	ND	0.1	0.1	0.11	0.11	109	110	75-125	1	20	
Arsenic	mg/L	ND	0.1	0.1	0.10	0.11	104	106	75-125	2	20	
Barium	mg/L	0.047	0.1	0.1	0.16	0.16	114	113	75-125	1	20	

Results presented on this page are in the units indicated by the "Units" column except where an alternate unit is presented to the right of the result.

REPORT OF LABORATORY ANALYSIS

This report shall not be reproduced, except in full,
without the written consent of Pace Analytical Services, LLC.

Pace Analytical Services, LLC
9800 Kincey Ave. Suite 100
Huntersville, NC 28078
(704)875-9092

QUALITY CONTROL DATA

Project: Hammond AP-1
Pace Project No.: 92677694

MATRIX SPIKE & MATRIX SPIKE DUPLICATE: 4082465 4082466

Parameter	Units	92677694001 Result	MS Spike Conc.	MSD Spike Conc.	MS Result	MSD Result	MS % Rec	MSD % Rec	% Rec Limits	RPD	Max RPD	Qual
Beryllium	mg/L	0.000073J	0.1	0.1	0.095	0.096	95	96	75-125	1	20	
Boron	mg/L	2.0	1	1	3.1	2.9	108	94	75-125	5	20	
Cadmium	mg/L	0.00031J	0.1	0.1	0.10	0.10	102	104	75-125	1	20	
Chromium	mg/L	ND	0.1	0.1	0.10	0.099	101	99	75-125	2	20	
Cobalt	mg/L	0.0015J	0.1	0.1	0.10	0.099	99	97	75-125	1	20	
Lithium	mg/L	0.0015J	0.1	0.1	0.099	0.099	97	98	75-125	0	20	
Molybdenum	mg/L	0.30	0.1	0.1	0.42	0.42	121	123	75-125	1	20	
Selenium	mg/L	ND	0.1	0.1	0.11	0.11	106	106	75-125	0	20	
Thallium	mg/L	0.00026J	0.1	0.1	0.097	0.096	97	96	75-125	1	20	

Results presented on this page are in the units indicated by the "Units" column except where an alternate unit is presented to the right of the result.

This report shall not be reproduced, except in full,
without the written consent of Pace Analytical Services, LLC.

Pace Analytical Services, LLC
9800 Kincey Ave. Suite 100
Huntersville, NC 28078
(704)875-9092

QUALITY CONTROL DATA

Project: Hammond AP-1
Pace Project No.: 92677694

QC Batch: 789561
QC Batch Method: EPA 7470A
Analysis Method: EPA 7470A
Analysis Description: 7470 Mercury
Laboratory: Pace Analytical Services - Peachtree Corners, GA
Associated Lab Samples: 92677694001, 92677694002, 92677694003, 92677694004, 92677694005, 92677694006, 92677694007, 92677694008

METHOD BLANK: 4092350
Matrix: Water
Associated Lab Samples: 92677694001, 92677694002, 92677694003, 92677694004, 92677694005, 92677694006, 92677694007, 92677694008

Parameter	Units	Blank Result	Reporting Limit	MDL	Analyzed	Qualifiers
Mercury	mg/L	ND	0.00020	0.00013	07/27/23 14:41	

LABORATORY CONTROL SAMPLE: 4092351

Parameter	Units	Spike Conc.	LCS Result	LCS % Rec	% Rec Limits	Qualifiers
Mercury	mg/L	0.0025	0.0023	92	80-120	

MATRIX SPIKE & MATRIX SPIKE DUPLICATE: 4092352 4092353

Parameter	Units	92677694002 Result	MS Spike Conc.	MSD Spike Conc.	MS Result	MSD Result	MS % Rec	MSD % Rec	% Rec Limits	RPD	Max RPD	Qual
Mercury	mg/L	ND	0.0025	0.0025	0.0021	0.0021	83	85	75-125	2	20	

Results presented on this page are in the units indicated by the "Units" column except where an alternate unit is presented to the right of the result.

REPORT OF LABORATORY ANALYSIS

This report shall not be reproduced, except in full,
without the written consent of Pace Analytical Services, LLC.

Pace Analytical Services, LLC
9800 Kincey Ave. Suite 100
Huntersville, NC 28078
(704)875-9092

QUALITY CONTROL DATA

Project: Hammond AP-1
Pace Project No.: 92677694

QC Batch: 787441
QC Batch Method: SM 2540C-2015
Analysis Method: SM 2540C-2015
Analysis Description: 2540C Total Dissolved Solids
Laboratory: Pace Analytical Services - Peachtree Corners, GA
Associated Lab Samples: 92677694001, 92677694002, 92677694003, 92677694004, 92677694005, 92677694006, 92677694007, 92677694008

METHOD BLANK: 4082157
Matrix: Water
Associated Lab Samples: 92677694001, 92677694002, 92677694003, 92677694004, 92677694005, 92677694006, 92677694007, 92677694008

Parameter	Units	Blank Result	Reporting Limit	MDL	Analyzed	Qualifiers
Total Dissolved Solids	mg/L	ND	25.0	25.0	07/18/23 15:23	

LABORATORY CONTROL SAMPLE: 4082158

Parameter	Units	Spike Conc.	LCS Result	LCS % Rec	% Rec Limits	Qualifiers
Total Dissolved Solids	mg/L	400	409	102	80-120	

SAMPLE DUPLICATE: 4082159

Parameter	Units	92677694001 Result	Dup Result	RPD	Max RPD	Qualifiers
Total Dissolved Solids	mg/L	513	511	0	10	

SAMPLE DUPLICATE: 4082160

Parameter	Units	92677696005 Result	Dup Result	RPD	Max RPD	Qualifiers
Total Dissolved Solids	mg/L	1460	1570	8	10	

Results presented on this page are in the units indicated by the "Units" column except where an alternate unit is presented to the right of the result.

This report shall not be reproduced, except in full,
without the written consent of Pace Analytical Services, LLC.

Pace Analytical Services, LLC
9800 Kincey Ave. Suite 100
Huntersville, NC 28078
(704)875-9092

QUALITY CONTROL DATA

Project: Hammond AP-1
Pace Project No.: 92677694

QC Batch: 787723
QC Batch Method: SM 2320B-2011
Analysis Method: SM 2320B-2011
Analysis Description: 2320B Alkalinity
Laboratory: Pace Analytical Services - Asheville
Associated Lab Samples: 92677694001, 92677694002

METHOD BLANK: 4083535 Matrix: Water
Associated Lab Samples: 92677694001, 92677694002

Parameter	Units	Blank Result	Reporting Limit	MDL	Analyzed	Qualifiers
Alkalinity, Total as CaCO3	mg/L	ND	5.0	5.0	07/19/23 16:09	
Alkalinity,Bicarbonate (CaCO3)	mg/L	ND	5.0	5.0	07/19/23 16:09	
Alkalinity,Carbonate (CaCO3)	mg/L	ND	5.0	5.0	07/19/23 16:09	

LABORATORY CONTROL SAMPLE: 4083536

Parameter	Units	Spike Conc.	LCS Result	LCS % Rec	% Rec Limits	Qualifiers
Alkalinity, Total as CaCO3	mg/L	50	52.8	106	80-120	

LABORATORY CONTROL SAMPLE: 4083537

Parameter	Units	Spike Conc.	LCS Result	LCS % Rec	% Rec Limits	Qualifiers
Alkalinity, Total as CaCO3	mg/L	50	49.5	99	80-120	

MATRIX SPIKE & MATRIX SPIKE DUPLICATE: 4083538 4083539

Parameter	Units	92677420019 Result	MS Spike Conc.	MSD Spike Conc.	MS Result	MSD Result	MS % Rec	MSD % Rec	% Rec Limits	RPD	Max RPD	Qual
Alkalinity, Total as CaCO3	mg/L	48.7	50	50	102	103	106	108	80-120	1	25	

MATRIX SPIKE & MATRIX SPIKE DUPLICATE: 4083540 4083541

Parameter	Units	92677318002 Result	MS Spike Conc.	MSD Spike Conc.	MS Result	MSD Result	MS % Rec	MSD % Rec	% Rec Limits	RPD	Max RPD	Qual
Alkalinity, Total as CaCO3	mg/L	330	50	50	390	394	120	129	80-120	1	25	M1

Results presented on this page are in the units indicated by the "Units" column except where an alternate unit is presented to the right of the result.

This report shall not be reproduced, except in full,
without the written consent of Pace Analytical Services, LLC.

Pace Analytical Services, LLC
9800 Kincey Ave. Suite 100
Huntersville, NC 28078
(704)875-9092

QUALITY CONTROL DATA

Project: Hammond AP-1
Pace Project No.: 92677694

QC Batch: 788121
QC Batch Method: SM 2320B-2011
Analysis Method: SM 2320B-2011
Analysis Description: 2320B Alkalinity
Laboratory: Pace Analytical Services - Asheville
Associated Lab Samples: 92677694003, 92677694004, 92677694005, 92677694006, 92677694007, 92677694008

METHOD BLANK: 4085797
Matrix: Water
Associated Lab Samples: 92677694003, 92677694004, 92677694005, 92677694006, 92677694007, 92677694008

Parameter	Units	Blank Result	Reporting Limit	MDL	Analyzed	Qualifiers
Alkalinity, Total as CaCO3	mg/L	ND	5.0	5.0	07/20/23 16:09	
Alkalinity,Bicarbonate (CaCO3)	mg/L	ND	5.0	5.0	07/20/23 16:09	
Alkalinity,Carbonate (CaCO3)	mg/L	ND	5.0	5.0	07/20/23 16:09	

LABORATORY CONTROL SAMPLE: 4085798

Parameter	Units	Spike Conc.	LCS Result	LCS % Rec	% Rec Limits	Qualifiers
Alkalinity, Total as CaCO3	mg/L	50	51.4	103	80-120	

LABORATORY CONTROL SAMPLE: 4085799

Parameter	Units	Spike Conc.	LCS Result	LCS % Rec	% Rec Limits	Qualifiers
Alkalinity, Total as CaCO3	mg/L	50	50.7	101	80-120	

MATRIX SPIKE & MATRIX SPIKE DUPLICATE: 4085800 4085801

Parameter	Units	92677753005 Result	MS Spike Conc.	MSD Spike Conc.	MS Result	MSD Result	MS % Rec	MSD % Rec	% Rec Limits	RPD	Max RPD	Qual
Alkalinity, Total as CaCO3	mg/L	121	50	50	180	180	118	118	80-120	0	25	

MATRIX SPIKE & MATRIX SPIKE DUPLICATE: 4085802 4085803

Parameter	Units	92677753006 Result	MS Spike Conc.	MSD Spike Conc.	MS Result	MSD Result	MS % Rec	MSD % Rec	% Rec Limits	RPD	Max RPD	Qual
Alkalinity, Total as CaCO3	mg/L	76.8	50	50	129	131	103	108	80-120	2	25	

Results presented on this page are in the units indicated by the "Units" column except where an alternate unit is presented to the right of the result.

This report shall not be reproduced, except in full,
without the written consent of Pace Analytical Services, LLC.

Pace Analytical Services, LLC
9800 Kincey Ave. Suite 100
Huntersville, NC 28078
(704)875-9092

QUALITY CONTROL DATA

Project: Hammond AP-1
Pace Project No.: 92677694

QC Batch: 787902
QC Batch Method: SM 4500-S2D-2011
Analysis Method: SM 4500-S2D-2011
Analysis Description: 4500S2D Sulfide Water
Laboratory: Pace Analytical Services - Asheville
Associated Lab Samples: 92677694001, 92677694002, 92677694003, 92677694004, 92677694005, 92677694006

METHOD BLANK: 4084741
Matrix: Water
Associated Lab Samples: 92677694001, 92677694002, 92677694003, 92677694004, 92677694005, 92677694006

Parameter	Units	Blank Result	Reporting Limit	MDL	Analyzed	Qualifiers
Sulfide	mg/L	ND	0.10	0.022	07/20/23 03:38	

LABORATORY CONTROL SAMPLE: 4084742

Parameter	Units	Spike Conc.	LCS Result	LCS % Rec	% Rec Limits	Qualifiers
Sulfide	mg/L	0.5	0.49	98	80-120	

MATRIX SPIKE & MATRIX SPIKE DUPLICATE: 4084743 4084744

Parameter	Units	92677694001 Result	MS Spike Conc.	MSD Spike Conc.	MS Result	MSD Result	MS % Rec	MSD % Rec	% Rec Limits	RPD	Max RPD	Qual
Sulfide	mg/L	ND	0.5	0.5	0.47	0.47	93	93	80-120	0	10	

MATRIX SPIKE & MATRIX SPIKE DUPLICATE: 4084745 4084746

Parameter	Units	92677696005 Result	MS Spike Conc.	MSD Spike Conc.	MS Result	MSD Result	MS % Rec	MSD % Rec	% Rec Limits	RPD	Max RPD	Qual
Sulfide	mg/L	ND	0.5	0.5	0.48	0.46	94	90	80-120	5	10	

Results presented on this page are in the units indicated by the "Units" column except where an alternate unit is presented to the right of the result.

This report shall not be reproduced, except in full,
without the written consent of Pace Analytical Services, LLC.

Pace Analytical Services, LLC
9800 Kincey Ave. Suite 100
Huntersville, NC 28078
(704)875-9092

QUALITY CONTROL DATA

Project: Hammond AP-1
Pace Project No.: 92677694

QC Batch: 787903
QC Batch Method: SM 4500-S2D-2011
Analysis Method: SM 4500-S2D-2011
Analysis Description: 4500S2D Sulfide Water
Laboratory: Pace Analytical Services - Asheville
Associated Lab Samples: 92677694007, 92677694008

METHOD BLANK: 4084747 Matrix: Water
Associated Lab Samples: 92677694007, 92677694008

Parameter	Units	Blank Result	Reporting Limit	MDL	Analyzed	Qualifiers
Sulfide	mg/L	ND	0.10	0.022	07/20/23 03:57	

LABORATORY CONTROL SAMPLE: 4084748

Parameter	Units	Spike Conc.	LCS Result	LCS % Rec	% Rec Limits	Qualifiers
Sulfide	mg/L	0.5	0.49	97	80-120	

MATRIX SPIKE & MATRIX SPIKE DUPLICATE: 4084749 4084750

Parameter	Units	92678161006 Result	MS Spike Conc.	MSD Spike Conc.	MS Result	MSD Result	MS % Rec	MSD % Rec	% Rec Limits	RPD	Max RPD	Qual
Sulfide	mg/L	ND	0.5	0.5	0.53	0.54	105	108	80-120	3	10	

MATRIX SPIKE & MATRIX SPIKE DUPLICATE: 4084751 4084752

Parameter	Units	92677696012 Result	MS Spike Conc.	MSD Spike Conc.	MS Result	MSD Result	MS % Rec	MSD % Rec	% Rec Limits	RPD	Max RPD	Qual
Sulfide	mg/L	ND	0.5	0.5	0.43	0.47	84	93	80-120	10	10	

Results presented on this page are in the units indicated by the "Units" column except where an alternate unit is presented to the right of the result.

This report shall not be reproduced, except in full,
without the written consent of Pace Analytical Services, LLC.

Pace Analytical Services, LLC
9800 Kincey Ave. Suite 100
Huntersville, NC 28078
(704)875-9092

QUALITY CONTROL DATA

Project: Hammond AP-1
Pace Project No.: 92677694

QC Batch: 787373
QC Batch Method: EPA 300.0 Rev 2.1 1993
Analysis Method: EPA 300.0 Rev 2.1 1993
Analysis Description: 300.0 IC Anions
Laboratory: Pace Analytical Services - Asheville
Associated Lab Samples: 92677694001, 92677694002, 92677694003, 92677694004, 92677694005, 92677694006, 92677694007

METHOD BLANK: 4081842 Matrix: Water
Associated Lab Samples: 92677694001, 92677694002, 92677694003, 92677694004, 92677694005, 92677694006, 92677694007

Parameter	Units	Blank Result	Reporting Limit	MDL	Analyzed	Qualifiers
Chloride	mg/L	ND	1.0	0.60	07/18/23 12:46	
Fluoride	mg/L	ND	0.10	0.050	07/18/23 12:46	
Sulfate	mg/L	ND	1.0	0.50	07/18/23 12:46	

LABORATORY CONTROL SAMPLE: 4081843

Parameter	Units	Spike Conc.	LCS Result	LCS % Rec	% Rec Limits	Qualifiers
Chloride	mg/L	50	50.3	101	90-110	
Fluoride	mg/L	2.5	2.5	101	90-110	
Sulfate	mg/L	50	49.5	99	90-110	

MATRIX SPIKE & MATRIX SPIKE DUPLICATE: 4081844 4081845

Parameter	Units	92677589002 Result	MS Spike Conc.	MSD Spike Conc.	MS Result	MSD Result	MS % Rec	MSD % Rec	% Rec Limits	RPD	Max RPD	Qual
Chloride	mg/L	2.9	50	50	54.1	54.7	102	104	90-110	1	10	
Fluoride	mg/L	ND	2.5	2.5	2.7	2.7	107	107	90-110	0	10	
Sulfate	mg/L	25.2	50	50	75.9	76.5	101	103	90-110	1	10	

MATRIX SPIKE & MATRIX SPIKE DUPLICATE: 4081846 4081847

Parameter	Units	92677589020 Result	MS Spike Conc.	MSD Spike Conc.	MS Result	MSD Result	MS % Rec	MSD % Rec	% Rec Limits	RPD	Max RPD	Qual
Chloride	mg/L	21.6	50	50	60.3	60.3	78	77	90-110	0	10	M1
Fluoride	mg/L	0.37J	2.5	2.5	2.8J	3.2J	96	113	90-110		10	M1
Sulfate	mg/L	3080	50	50	3000	2940	-145	-278	90-110	2	10	M1

Results presented on this page are in the units indicated by the "Units" column except where an alternate unit is presented to the right of the result.

This report shall not be reproduced, except in full,
without the written consent of Pace Analytical Services, LLC.

Pace Analytical Services, LLC
9800 Kincey Ave. Suite 100
Huntersville, NC 28078
(704)875-9092

QUALITY CONTROL DATA

Project: Hammond AP-1
Pace Project No.: 92677694

QC Batch: 787377
QC Batch Method: EPA 300.0 Rev 2.1 1993
Analysis Method: EPA 300.0 Rev 2.1 1993
Analysis Description: 300.0 IC Anions
Laboratory: Pace Analytical Services - Asheville
Associated Lab Samples: 92677694008

METHOD BLANK: 4081859 Matrix: Water
Associated Lab Samples: 92677694008

Parameter	Units	Blank Result	Reporting Limit	MDL	Analyzed	Qualifiers
Chloride	mg/L	ND	1.0	0.60	07/19/23 05:21	
Fluoride	mg/L	ND	0.10	0.050	07/19/23 05:21	
Sulfate	mg/L	ND	1.0	0.50	07/19/23 05:21	

LABORATORY CONTROL SAMPLE: 4081860

Parameter	Units	Spike Conc.	LCS Result	LCS % Rec	% Rec Limits	Qualifiers
Chloride	mg/L	50	50.4	101	90-110	
Fluoride	mg/L	2.5	2.4	98	90-110	
Sulfate	mg/L	50	49.8	100	90-110	

MATRIX SPIKE & MATRIX SPIKE DUPLICATE: 4081861 4081862

Parameter	Units	92677694008 Result	MS Spike Conc.	MSD Spike Conc.	MS Result	MSD Result	MS % Rec	MSD % Rec	% Rec Limits	RPD	Max RPD	Qual
Chloride	mg/L	17.8	50	50	69.7	70.1	104	105	90-110	1	10	
Fluoride	mg/L	0.32	2.5	2.5	2.8	2.8	98	99	90-110	1	10	
Sulfate	mg/L	393	50	50	422	418	58	49	90-110	1	10	M1

Results presented on this page are in the units indicated by the "Units" column except where an alternate unit is presented to the right of the result.

This report shall not be reproduced, except in full,
without the written consent of Pace Analytical Services, LLC.

Pace Analytical Services, LLC
9800 Kincey Ave. Suite 100
Huntersville, NC 28078
(704)875-9092

QUALIFIERS

Project: Hammond AP-1
Pace Project No.: 92677694

DEFINITIONS

DF - Dilution Factor, if reported, represents the factor applied to the reported data due to dilution of the sample aliquot.

ND - Not Detected at or above adjusted reporting limit.

TNTC - Too Numerous To Count

J - Estimated concentration above the adjusted method detection limit and below the adjusted reporting limit.

MDL - Adjusted Method Detection Limit.

PQL - Practical Quantitation Limit.

RL - Reporting Limit - The lowest concentration value that meets project requirements for quantitative data with known precision and bias for a specific analyte in a specific matrix.

S - Surrogate

1,2-Diphenylhydrazine decomposes to and cannot be separated from Azobenzene using Method 8270. The result for each analyte is a combined concentration.

Consistent with EPA guidelines, unrounded data are displayed and have been used to calculate % recovery and RPD values.

LCS(D) - Laboratory Control Sample (Duplicate)

MS(D) - Matrix Spike (Duplicate)

DUP - Sample Duplicate

RPD - Relative Percent Difference

NC - Not Calculable.

SG - Silica Gel - Clean-Up

U - Indicates the compound was analyzed for, but not detected.

Acid preservation may not be appropriate for 2 Chloroethylvinyl ether.

A separate vial preserved to a pH of 4-5 is recommended in SW846 Chapter 4 for the analysis of Acrolein and Acrylonitrile by EPA Method 8260.

N-Nitrosodiphenylamine decomposes and cannot be separated from Diphenylamine using Method 8270. The result reported for each analyte is a combined concentration.

Reported results are not rounded until the final step prior to reporting. Therefore, calculated parameters that are typically reported as "Total" may vary slightly from the sum of the reported component parameters.

Pace Analytical is TNI accredited. Contact your Pace PM for the current list of accredited analytes.

TNI - The NELAC Institute.

ANALYTE QUALIFIERS

M1 Matrix spike recovery exceeded QC limits. Batch accepted based on laboratory control sample (LCS) recovery.

This report shall not be reproduced, except in full,
without the written consent of Pace Analytical Services, LLC.

Pace Analytical Services, LLC
9800 Kincey Ave. Suite 100
Huntersville, NC 28078
(704)875-9092

QUALITY CONTROL DATA CROSS REFERENCE TABLE

Project: Hammond AP-1
Pace Project No.: 92677694

Lab ID	Sample ID	QC Batch Method	QC Batch	Analytical Method	Analytical Batch
92677694001	**HAM-HGWC-8**				
92677694002	**HAM-PT-09**				
92677694003	**HAM-PT-10**				
92677694004	**HAM-PT-07**				
92677694005	**HAM-PT-08**				
92677694008	**HAM-HGWC-13**				
92677694001	**HAM-HGWC-8**	EPA 3010A	787863	EPA 6010D	788067
92677694002	**HAM-PT-09**	EPA 3010A	787863	EPA 6010D	788067
92677694003	**HAM-PT-10**	EPA 3010A	787863	EPA 6010D	788067
92677694004	**HAM-PT-07**	EPA 3010A	787863	EPA 6010D	788067
92677694005	**HAM-PT-08**	EPA 3010A	787863	EPA 6010D	788067
92677694006	**HAM-AP1-FD-01**	EPA 3010A	787863	EPA 6010D	788067
92677694007	**HAM-AP1-FB-01**	EPA 3010A	787863	EPA 6010D	788067
92677694008	**HAM-HGWC-13**	EPA 3010A	787863	EPA 6010D	788067
92677694001	**HAM-HGWC-8**	EPA 3005A	787489	EPA 6020B	787561
92677694002	**HAM-PT-09**	EPA 3005A	787489	EPA 6020B	787561
92677694003	**HAM-PT-10**	EPA 3005A	787489	EPA 6020B	787561
92677694004	**HAM-PT-07**	EPA 3005A	787489	EPA 6020B	787561
92677694005	**HAM-PT-08**	EPA 3005A	787489	EPA 6020B	787561
92677694006	**HAM-AP1-FD-01**	EPA 3005A	787489	EPA 6020B	787561
92677694007	**HAM-AP1-FB-01**	EPA 3005A	787489	EPA 6020B	787561
92677694008	**HAM-HGWC-13**	EPA 3005A	787489	EPA 6020B	787561
92677694001	**HAM-HGWC-8**	EPA 7470A	789561	EPA 7470A	789666
92677694002	**HAM-PT-09**	EPA 7470A	789561	EPA 7470A	789666
92677694003	**HAM-PT-10**	EPA 7470A	789561	EPA 7470A	789666
92677694004	**HAM-PT-07**	EPA 7470A	789561	EPA 7470A	789666
92677694005	**HAM-PT-08**	EPA 7470A	789561	EPA 7470A	789666
92677694006	**HAM-AP1-FD-01**	EPA 7470A	789561	EPA 7470A	789666
92677694007	**HAM-AP1-FB-01**	EPA 7470A	789561	EPA 7470A	789666
92677694008	**HAM-HGWC-13**	EPA 7470A	789561	EPA 7470A	789666
92677694001	**HAM-HGWC-8**	SM 2540C-2015	787441		
92677694002	**HAM-PT-09**	SM 2540C-2015	787441		
92677694003	**HAM-PT-10**	SM 2540C-2015	787441		
92677694004	**HAM-PT-07**	SM 2540C-2015	787441		
92677694005	**HAM-PT-08**	SM 2540C-2015	787441		
92677694006	**HAM-AP1-FD-01**	SM 2540C-2015	787441		
92677694007	**HAM-AP1-FB-01**	SM 2540C-2015	787441		
92677694008	**HAM-HGWC-13**	SM 2540C-2015	787441		
92677694001	**HAM-HGWC-8**	SM 2320B-2011	787723		
92677694002	**HAM-PT-09**	SM 2320B-2011	787723		
92677694003	**HAM-PT-10**	SM 2320B-2011	788121		
92677694004	**HAM-PT-07**	SM 2320B-2011	788121		
92677694005	**HAM-PT-08**	SM 2320B-2011	788121		
92677694006	**HAM-AP1-FD-01**	SM 2320B-2011	788121		
92677694007	**HAM-AP1-FB-01**	SM 2320B-2011	788121		
92677694008	**HAM-HGWC-13**	SM 2320B-2011	788121		

This report shall not be reproduced, except in full,
without the written consent of Pace Analytical Services, LLC.

Pace Analytical Services, LLC
9800 Kincey Ave. Suite 100
Huntersville, NC 28078
(704)875-9092

QUALITY CONTROL DATA CROSS REFERENCE TABLE

Project: Hammond AP-1
Pace Project No.: 92677694

Lab ID	Sample ID	QC Batch Method	QC Batch	Analytical Method	Analytical Batch
92677694001	**HAM-HGWC-8**	SM 4500-S2D-2011	787902		
92677694002	**HAM-PT-09**	SM 4500-S2D-2011	787902		
92677694003	**HAM-PT-10**	SM 4500-S2D-2011	787902		
92677694004	**HAM-PT-07**	SM 4500-S2D-2011	787902		
92677694005	**HAM-PT-08**	SM 4500-S2D-2011	787902		
92677694006	**HAM-AP1-FD-01**	SM 4500-S2D-2011	787902		
92677694007	**HAM-AP1-FB-01**	SM 4500-S2D-2011	787903		
92677694008	**HAM-HGWC-13**	SM 4500-S2D-2011	787903		
92677694001	**HAM-HGWC-8**	EPA 300.0 Rev 2.1 1993	787373		
92677694002	**HAM-PT-09**	EPA 300.0 Rev 2.1 1993	787373		
92677694003	**HAM-PT-10**	EPA 300.0 Rev 2.1 1993	787373		
92677694004	**HAM-PT-07**	EPA 300.0 Rev 2.1 1993	787373		
92677694005	**HAM-PT-08**	EPA 300.0 Rev 2.1 1993	787373		
92677694006	**HAM-AP1-FD-01**	EPA 300.0 Rev 2.1 1993	787373		
92677694007	**HAM-AP1-FB-01**	EPA 300.0 Rev 2.1 1993	787373		
92677694008	**HAM-HGWC-13**	EPA 300.0 Rev 2.1 1993	787377		

This report shall not be reproduced, except in full,
without the written consent of Pace Analytical Services, LLC.

Pace ANALYTICAL SERVICES	DC#_Title: ENV-FRM-HUN1-0083 v02_Sample Condition Upon Receipt
	Effective Date: 11/14/2022

Laboratory receiving samples:

Asheville ☐ Eden ☐ Greenwood ☐ Huntersville ☐ Raleigh ☐ Mechanicsville ☐ Atlanta ☑ Kernersville ☐

Sample Condition Upon Receipt

WO# : 92677694

92677694

Client Name: GA Power

Project #:

Courier: ☐ Fed Ex ☐ UPS ☐ USPS ☐ Client ☐ Commercial ☑ Pace ☐ Other:____

Custody Seal Present? ☑ Yes ☐ No Seals Intact? ☑ Yes ☐ No

Date/Initials Person Examining Contents: 7-18-23 A

Packing Material: ☐ Bubble Wrap ☑ Bubble Bags ☐ None ☐ Other

Biological Tissue Frozen? ☐ Yes ☐ No ☐ N/A

Thermometer: ☑ IR Gun ID: 214

Type of Ice: ☑ Wet ☐ Blue ☐ None

Cooler Temp: 6.5 Correction Factor: Add/Subtract (°C) 0.0

Cooler Temp Corrected (°C): 6.5

Temp should be above freezing to 6°C

☐ Samples out of temp criteria. Samples on ice, cooling process has begun

USDA Regulated Soil (☐ N/A, water sample)

Did samples originate in a quarantine zone within the United States: CA, NY, or SC (check maps)? ☐ Yes ☐ No

Did samples originate from a foreign source (internationally, including Hawaii and Puerto Rico)? ☐ Yes ☐ No

				Comments/Discrepancy:
Chain of Custody Present?	☑ Yes	☐ No	☐ N/A	1.
Samples Arrived within Hold Time?	☑ Yes	☐ No	☐ N/A	2.
Short Hold Time Analysis (<72 hr.)?	☐ Yes	☑ No	☐ N/A	3.
Rush Turn Around Time Requested?	☐ Yes	☑ No	☐ N/A	4.
Sufficient Volume?	☑ Yes	☐ No	☐ N/A	5.
Correct Containers Used?	☑ Yes	☐ No	☐ N/A	6.
-Pace Containers Used?	☑ Yes	☐ No	☐ N/A	
Containers Intact?	☑ Yes	☐ No	☐ N/A	7.
Dissolved analysis: Samples Field Filtered?	☐ Yes	☑ No	☐ N/A	8.
Sample Labels Match COC? -Includes Date/Time/ID/Analysis Matrix: WG	☑ Yes	☐ No	☐ N/A	9.
Headspace in VOA Vials (>5-6mm)?	☐ Yes	☐ No	☑ N/A	10.
Trip Blank Present?	☐ Yes	☐ No	☑ N/A	11.
Trip Blank Custody Seals Present?	☐ Yes	☐ No	☑ N/A	

COMMENTS/SAMPLE DISCREPANCY

Field Data Required? ☐ Yes ☐ No

Lot ID of split containers:

CLIENT NOTIFICATION/RESOLUTION

Person contacted: Date/Time:

Project Manager SCURF Review: Date:

Project Manager SRF Review: Date:

DC#_Title: ENV-FRM-HUN1-0083 v02_Sample Condition Upon Receipt

Effective Date: 11/14/2022

***Check mark top half of box if pH and/or dechlorination is verified and within the acceptance range for preservation samples.**

Exceptions: VOA, Coliform, TOC, Oil and Grease, DRO/8015 (water) DOC, LLHg

****Bottom half of box is to list number of bottles**

*****Check all unpreserved Nitrates for chlorine**

Project # **WO#: 92677694**

PM: BV Due Date: 07/31/23

CLIENT: 92- GP-HAM

Item#	BP4U-125 mL Plastic Unpreserved (N/A) (Cl-)	BP3U-250 mL Plastic Unpreserved (N/A)	BP2U-500 mL Plastic Unpreserved (N/A)	BP1U-1 liter Plastic Unpreserved (N/A)	BP4S-125 mL Plastic H2SO4 (pH < 2) (Cl-)	BP3N-250 mL plastic HNO3 (pH < 2)	BP4Z-125 mL Plastic ZN Acetate & NaOH (>9)	BP4B-125 mL Plastic NaOH (pH > 12) (Cl-)	WGFU-Wide-mouthed Glass jar Unpreserved	AG1U-1 liter Amber Unpreserved (N/A) (Cl-)	AG1H-1 liter Amber HCl (pH < 2)	AG3U-250 mL Amber Unpreserved (N/A) (Cl-)	AG1S-1 liter Amber H2SO4 (pH < 2)	AG3S-250 mL Amber H2SO4 (pH < 2)	DG94-40 mL Amber NH4Cl (N/A)(Cl-)	DG9H-40 mL VOA HCl (N/A)	VG9T-40 mL VOA Na2S2O3 (N/A)	VG9U-40 mL VOA Unpreserved (N/A)	DG9V-40 mL VOA H3PO4 (N/A)	KP7U-50 mL Plastic Unpreserved (N/A)	V/GK (3 vials per kit)-VPH/Gas kit (N/A)	SP5T-125 mL Sterile Plastic (N/A – lab)	SP2T-250 mL Sterile Plastic (N/A – lab)		BP3R-250 mL Plastic (NH2)2SO4 (9.3-9.7)	AG0U-100 mL Amber Unpreserved (N/A) (Cl-)	VSGU-20 mL Scintillation vials (N/A)	DG9U-40 mL Amber Unpreserved vials (N/A)
1		2	1			1	1																					
2		2	1			1	1																					
3		2	1			1	1																					
4		2	1			1	1																					
5		2	1			1	1																					
6		2	1			1	1																					
7		2	1			1	1																					
8		2	1			1	1																					
9																												
10																												
11																												
12																												

pH Adjustment Log for Preserved Samples

Sample ID	Type of Preservative	pH upon receipt	Date preservation adjusted	Time preservation adjusted	Amount of Preservative added	Lot #

Note: Whenever there is a discrepancy affecting North Carolina compliance samples, a copy of this form will be sent to the North Carolina DENR Certification Office (i.e. Out of hold, incorrect preservative, out of temp, incorrect containers.

Pace Analytical
www.pacelabs.com

CHAIN-OF-CUSTODY / Analytical Request Document

The Chain-of-Custody is a LEGAL DOCUMENT. All relevant fields must be completed accurately.

Page: 1 of

Section A (Required Client Information)
- Company: GA Power
- Address: Atlanta, GA
- Email To: SCS Contacts
- Phone: Fax:
- Requested Due Date/TAT: 10 Day

Section B (Required Project Information)
- Report To: SCS Contacts
- Copy To: Geosyntec Contacts
- Task Code: HAM-CCR-CA-20230713
- Purchase Order No.:
- Project Name: Hammond AP-1
- Project Number:

Section C (Invoice Information)
- Attention: Southern Co.
- Company Name:
- Address:
- Pace Quote Reference:
- Pace Project Manager: Bonnie Vang
- Pace Profile #: ~~10839~~ 16483-20

REGULATORY AGENCY
- ☐ NPDES ☐ GROUND WATER ☐ DRINKING WATER
- ☐ UST ☐ RCRA ☑ OTHER CCR
- Site Location STATE: GA

Section D (Required Client Information)

Valid Matrix Codes

MATRIX	CODE
DRINKING WATER	DW
WATER	WT
WASTE WATER	WW
PRODUCT	P
SOIL/SOLID	SL
OIL	OL
WIPE	WP
AIR	AR
OTHER	OT
TISSUE	TS

Requested Analysis Filtered (Y/N)

#	SAMPLE ID (A-Z, 0-9 / ,-) Sample IDs MUST BE UNIQUE	MATRIX CODE (see valid codes to left)	SAMPLE TYPE (G=GRAB C=COMP)	COLLECTED COMPOSITE DATE	COLLECTED COMPOSITE TIME	COLLECTED COMPOSITE DATE	COLLECTED COMPOSITE TIME	SAMPLE TEMP AT COLLECTION	# OF CONTAINERS	Unpreserved	H_2SO_4	HNO_3	HCl	NaOH	$Na_2S_2O_3$	Methanol	Other	Analysis Test Y/N	Full App. III and IV metals	Major Ions (10839-2)	Boron and Cobalt	Residual Chlorine (Y/N)	Pace Project No./ Lab I.D.
																			N	N			
1	HAM-HGWC-8	WG	G	7/13/23	1035			21	5	X		X		X			Zn Ac		X	X		N	001 pH = 6.65
2	HAM-PT-09	WG	G	7/13/23	1247			24	5	X		X		X			Zn Ac		X	X		N	002 pH = 6.57
3	HAM-PT-10	WG	G	7/13/23	1415			22	5	X		X		X			Zn Ac		X	X		N	003 pH = 7.01
4	HAM-PT-07	WG	G	7/13/23	1622			27	5	X		X		X			Zn Ac		X	X		N	004 pH = 6.76
5	HAM-PT-08	WG	G	7/13/23	1751			24	5	X		X		X			Zn Ac		X	X		N	005 pH = 6.66
6	HAM-AP1-FD-01	WG	G	7/13/23	0000			-	5	X		X		X			Zn Ac		X	X		N	006 —
7	HAM-AP1-FB-01	WG	G	7/17/23	0840			-	5	X		X		X			Zn Ac		X	X		N	007 —
8	HAM-~~AP~~ HGWC-13	WG	G	7/17/23	1147			23	5	X		X		X			Zn Ac		X	X		N	008 pH = 6.67
9																						N	
10																							
11																							
12																							

92677694

ADDITIONAL COMMENTS	RELINQUISHED BY / AFFILIATION	DATE	TIME	ACCEPTED BY / AFFILIATION	DATE	TIME	SAMPLE CONDITIONS
Code: HAM-CCR-CA-20230713	Alana Neely / Geosyntec	7/17/23	1230	Ryan Williams / Pace	7/17/23	1230	
	Ryan Williams / Pace	7/18/23	1425	[illegible] / Pace	7/17	1425	

SAMPLER NAME AND SIGNATURE
- PRINT Name of SAMPLER: Alana Neely / Geosyntec Consultants, In
- SIGNATURE of SAMPLER: [signature] DATE Signed (MM/DD/YY): 7/17/23

Temp in °C | Received on Ice (Y/N) | Custody Sealed Cooler (Y/N) | Samples Intact (Y/N)

*Important Note: By signing this form you are accepting Pace's NET 30 day payment terms and agreeing to late charges of 1.5% per month for any invoices not paid within 30 days.

Pace Analytical Services, LLC
9800 Kincey Ave. Suite 100
Huntersville, NC 28078
(704)875-9092

August 25, 2023

Kristen Jurinko
Southern Company
241 Ralph McGill Blvd NE
Bin 10160
Atlanta, GA 30308

RE: Project: Hammond AP-1 (CCR-CA)
Pace Project No.: 92682397

Dear Kristen Jurinko:

Enclosed are the analytical results for sample(s) received by the laboratory on August 11, 2023. The results relate only to the samples included in this report. Results reported herein conform to the applicable TNI/NELAC Standards and the laboratory's Quality Manual, where applicable, unless otherwise noted in the body of the report.

The test results provided in this final report were generated by each of the following laboratories within the Pace Network:

- Pace Analytical Services - Asheville
- Pace Analytical Services - Peachtree Corners, GA

If you have any questions concerning this report, please feel free to contact me.

Sincerely,

Angela M. Baioni

Angela Baioni for
Bonnie Vang
bonnie.vang@pacelabs.com
(704)875-9092
Project Manager

Enclosures

cc: Kip Gray, Geosyntec
Christine Hug, Geosyntec Consultants, Inc.
Whitney Law, Geosyntec Consultants
Laura Midkiff, Southern Company
Caroline Nelson, Geosyntec

This report shall not be reproduced, except in full,
without the written consent of Pace Analytical Services, LLC.

Pace Analytical Services, LLC
9800 Kincey Ave. Suite 100
Huntersville, NC 28078
(704)875-9092

CERTIFICATIONS

Project:	Hammond AP-1 (CCR-CA)
Pace Project No.:	92682397

Pace Analytical Services Asheville
2225 Riverside Drive, Asheville, NC 28804
Florida/NELAP Certification #: E87648
North Carolina Drinking Water Certification #: 37712
North Carolina Wastewater Certification #: 40
South Carolina Laboratory ID: 99030
South Carolina Certification #: 99030001
Virginia/VELAP Certification #: 460222

Pace Analytical Services Peachtree Corners
110 Technology Pkwy, Peachtree Corners, GA 30092
Florida DOH Certification #: E87315
Georgia DW Inorganics Certification #: 812
North Carolina Certification #: 381
South Carolina Certification #: 98011001
Virginia Certification #: 460204

This report shall not be reproduced, except in full,
without the written consent of Pace Analytical Services, LLC.

Pace Analytical Services, LLC
9800 Kincey Ave. Suite 100
Huntersville, NC 28078
(704)875-9092

SAMPLE SUMMARY

Project: Hammond AP-1 (CCR-CA)
Pace Project No.: 92682397

Lab ID	Sample ID	Matrix	Date Collected	Date Received
92682397001	**HAM-PT-07**	Water	08/09/23 17:59	08/11/23 13:12
92682397002	**HAM-PT-08**	Water	08/09/23 10:50	08/11/23 13:12
92682397003	**HAM-PT-09**	Water	08/09/23 14:42	08/11/23 13:12
92682397004	**HAM-PT-10**	Water	08/09/23 13:05	08/11/23 13:12
92682397005	**HAM-MW-53**	Water	08/09/23 16:40	08/11/23 13:12
92682397006	**HAM-MW-54**	Water	08/09/23 16:51	08/11/23 13:12
92682397007	**HAM-AP1-FD-06**	Water	08/09/23 00:00	08/11/23 13:12
92682397008	**HAM-AP1-FB-06**	Water	08/09/23 16:50	08/11/23 13:12

This report shall not be reproduced, except in full,
without the written consent of Pace Analytical Services, LLC.

Pace Analytical Services, LLC
9800 Kincey Ave. Suite 100
Huntersville, NC 28078
(704)875-9092

SAMPLE ANALYTE COUNT

Project: Hammond AP-1 (CCR-CA)
Pace Project No.: 92682397

Lab ID	Sample ID	Method	Analysts	Analytes Reported
92682397001	**HAM-PT-07**	EPA 6010D	MS	6
		EPA 6020B	CW1	13
		EPA 7470A	VB	1
		SM 2540C-2015	DL1	1
		SM 2320B-2011	SMS	3
		SM 4500-S2D-2011	JP1	1
		EPA 300.0 Rev 2.1 1993	CDC	3
92682397002	**HAM-PT-08**	EPA 6010D	DRB	6
		EPA 6020B	CW1	13
		EPA 7470A	VB	1
		SM 2540C-2015	DL1	1
		SM 2320B-2011	SMS	3
		SM 4500-S2D-2011	JP1	1
		EPA 300.0 Rev 2.1 1993	CDC	3
92682397003	**HAM-PT-09**	EPA 6010D	DRB	6
		EPA 6020B	CW1	13
		EPA 7470A	VB	1
		SM 2540C-2015	DL1	1
		SM 2320B-2011	SMS	3
		SM 4500-S2D-2011	JP1	1
		EPA 300.0 Rev 2.1 1993	CDC	3
92682397004	**HAM-PT-10**	EPA 6010D	MS	6
		EPA 6020B	CW1	13
		EPA 7470A	VB	1
		SM 2540C-2015	DL1	1
		SM 2320B-2011	SMS	3
		SM 4500-S2D-2011	JP1	1
		EPA 300.0 Rev 2.1 1993	CDC	3
92682397005	**HAM-MW-53**	EPA 6020B	CW1	2
92682397006	**HAM-MW-54**	EPA 6020B	CW1	2
92682397007	**HAM-AP1-FD-06**	EPA 6010D	MS	6
		EPA 6020B	CW1	13
		EPA 7470A	VB	1
		SM 2540C-2015	DL1	1
		SM 2320B-2011	SMS	3
		SM 4500-S2D-2011	JP1	1
		EPA 300.0 Rev 2.1 1993	CDC	3

This report shall not be reproduced, except in full,
without the written consent of Pace Analytical Services, LLC.

Pace Analytical Services, LLC
9800 Kincey Ave. Suite 100
Huntersville, NC 28078
(704)875-9092

SAMPLE ANALYTE COUNT

Project: Hammond AP-1 (CCR-CA)
Pace Project No.: 92682397

Lab ID	Sample ID	Method	Analysts	Analytes Reported
92682397008	**HAM-AP1-FB-06**	EPA 6010D	MS	6
		EPA 6020B	CW1	13
		EPA 7470A	VB	1
		SM 2540C-2015	DL1	1
		SM 2320B-2011	SMS	3
		SM 4500-S2D-2011	JP1	1
		EPA 300.0 Rev 2.1 1993	CDC	3

PASI-A = Pace Analytical Services - Asheville
PASI-GA = Pace Analytical Services - Peachtree Corners, GA

This report shall not be reproduced, except in full,
without the written consent of Pace Analytical Services, LLC.

Pace Analytical Services, LLC
9800 Kincey Ave. Suite 100
Huntersville, NC 28078
(704)875-9092

SUMMARY OF DETECTION

Project: Hammond AP-1 (CCR-CA)
Pace Project No.: 92682397

Lab Sample ID Method	Client Sample ID Parameters	Result	Units	Report Limit	Analyzed	Qualifiers
92682397001	**HAM-PT-07**					
EPA 6010D	Iron	27.1	mg/L	0.040	08/18/23 21:03	
EPA 6010D	Manganese	7.6	mg/L	0.040	08/18/23 21:03	
EPA 6010D	Potassium	6.8	mg/L	0.50	08/18/23 21:03	
EPA 6010D	Sodium	7.2	mg/L	1.0	08/18/23 21:03	
EPA 6010D	Calcium	173	mg/L	1.0	08/18/23 21:03	
EPA 6010D	Magnesium	19.4	mg/L	0.050	08/18/23 21:03	
EPA 6020B	Arsenic	0.27	mg/L	0.010	08/22/23 16:32	
EPA 6020B	Barium	0.053	mg/L	0.0050	08/22/23 16:32	
EPA 6020B	Beryllium	0.000095J	mg/L	0.00050	08/22/23 16:32	
EPA 6020B	Boron	0.93	mg/L	0.040	08/23/23 13:17	
EPA 6020B	Cobalt	0.090	mg/L	0.0050	08/23/23 13:17	
EPA 6020B	Lithium	0.069	mg/L	0.030	08/23/23 13:17	
EPA 6020B	Molybdenum	0.012	mg/L	0.010	08/22/23 16:32	
EPA 6020B	Thallium	0.00022J	mg/L	0.0010	08/22/23 16:32	
SM 2540C-2015	Total Dissolved Solids	771	mg/L	25.0	08/15/23 16:56	
SM 2320B-2011	Alkalinity,Bicarbonate (CaCO3)	116	mg/L	5.0	08/16/23 15:20	
SM 2320B-2011	Alkalinity, Total as CaCO3	116	mg/L	5.0	08/16/23 15:20	
EPA 300.0 Rev 2.1 1993	Chloride	13.5	mg/L	1.0	08/15/23 21:32	
EPA 300.0 Rev 2.1 1993	Fluoride	0.28	mg/L	0.10	08/15/23 21:32	
EPA 300.0 Rev 2.1 1993	Sulfate	339	mg/L	7.0	08/16/23 08:19	
92682397002	**HAM-PT-08**					
EPA 6010D	Iron	22.0	mg/L	0.040	08/18/23 21:13	
EPA 6010D	Manganese	6.8	mg/L	0.040	08/18/23 21:13	
EPA 6010D	Potassium	6.3	mg/L	0.50	08/18/23 21:13	
EPA 6010D	Sodium	6.8	mg/L	1.0	08/18/23 21:13	
EPA 6010D	Calcium	146	mg/L	1.0	08/18/23 21:13	
EPA 6010D	Magnesium	17.3	mg/L	0.050	08/18/23 21:13	
EPA 6020B	Arsenic	0.32	mg/L	0.010	08/22/23 16:39	
EPA 6020B	Barium	0.050	mg/L	0.0050	08/22/23 16:39	
EPA 6020B	Beryllium	0.000073J	mg/L	0.00050	08/22/23 16:39	
EPA 6020B	Boron	0.99	mg/L	0.040	08/23/23 13:23	
EPA 6020B	Cobalt	0.032	mg/L	0.0050	08/22/23 16:39	
EPA 6020B	Lithium	0.073	mg/L	0.030	08/23/23 13:23	
EPA 6020B	Molybdenum	0.0071J	mg/L	0.010	08/22/23 16:39	
SM 2540C-2015	Total Dissolved Solids	682	mg/L	25.0	08/15/23 16:57	
SM 2320B-2011	Alkalinity,Bicarbonate (CaCO3)	118	mg/L	5.0	08/16/23 15:40	
SM 2320B-2011	Alkalinity, Total as CaCO3	118	mg/L	5.0	08/16/23 15:40	
EPA 300.0 Rev 2.1 1993	Chloride	14.5	mg/L	1.0	08/15/23 22:30	
EPA 300.0 Rev 2.1 1993	Fluoride	0.27	mg/L	0.10	08/15/23 22:30	
EPA 300.0 Rev 2.1 1993	Sulfate	290	mg/L	6.0	08/16/23 09:16	M1
92682397003	**HAM-PT-09**					
EPA 6010D	Iron	0.10	mg/L	0.040	08/18/23 21:18	
EPA 6010D	Manganese	0.51	mg/L	0.040	08/18/23 21:18	
EPA 6010D	Potassium	7.7	mg/L	0.50	08/18/23 21:18	
EPA 6010D	Sodium	10.3	mg/L	1.0	08/18/23 21:18	
EPA 6010D	Calcium	136	mg/L	1.0	08/18/23 21:18	

This report shall not be reproduced, except in full,
without the written consent of Pace Analytical Services, LLC.

Pace Analytical Services, LLC
9800 Kincey Ave. Suite 100
Huntersville, NC 28078
(704)875-9092

SUMMARY OF DETECTION

Project: Hammond AP-1 (CCR-CA)
Pace Project No.: 92682397

Lab Sample ID Method	Client Sample ID Parameters	Result	Units	Report Limit	Analyzed	Qualifiers
92682397003	**HAM-PT-09**					
EPA 6010D	Magnesium	18.2	mg/L	0.050	08/18/23 21:18	
EPA 6020B	Barium	0.057	mg/L	0.0050	08/22/23 16:43	
EPA 6020B	Boron	1.6	mg/L	0.40	08/23/23 19:25	
EPA 6020B	Cobalt	0.0028J	mg/L	0.0050	08/22/23 16:43	
EPA 6020B	Lithium	0.0017J	mg/L	0.030	08/22/23 16:43	
EPA 6020B	Molybdenum	0.21	mg/L	0.010	08/22/23 16:43	
SM 2540C-2015	Total Dissolved Solids	594	mg/L	25.0	08/15/23 16:57	
SM 2320B-2011	Alkalinity,Bicarbonate (CaCO3)	150	mg/L	5.0	08/16/23 15:50	
SM 2320B-2011	Alkalinity, Total as CaCO3	150	mg/L	5.0	08/16/23 15:50	
EPA 300.0 Rev 2.1 1993	Chloride	47.5	mg/L	1.0	08/15/23 23:14	
EPA 300.0 Rev 2.1 1993	Fluoride	0.26	mg/L	0.10	08/15/23 23:14	
EPA 300.0 Rev 2.1 1993	Sulfate	188	mg/L	4.0	08/16/23 09:59	
92682397004	**HAM-PT-10**					
EPA 6010D	Iron	2.9	mg/L	0.040	08/23/23 21:33	
EPA 6010D	Manganese	3.1	mg/L	0.040	08/23/23 21:33	
EPA 6010D	Potassium	6.7	mg/L	0.50	08/23/23 21:33	M1
EPA 6010D	Sodium	9.4	mg/L	1.0	08/23/23 21:33	M1
EPA 6010D	Calcium	116	mg/L	1.0	08/23/23 21:33	M1
EPA 6010D	Magnesium	16.8	mg/L	0.050	08/23/23 21:33	M1
EPA 6020B	Barium	0.070	mg/L	0.0050	08/22/23 16:51	
EPA 6020B	Boron	2.1	mg/L	0.40	08/23/23 19:48	
EPA 6020B	Cobalt	0.0019J	mg/L	0.0050	08/22/23 16:51	
EPA 6020B	Lithium	0.0012J	mg/L	0.030	08/22/23 16:51	
EPA 6020B	Molybdenum	0.096	mg/L	0.010	08/22/23 16:51	
SM 2540C-2015	Total Dissolved Solids	553	mg/L	25.0	08/15/23 16:57	
SM 2320B-2011	Alkalinity,Bicarbonate (CaCO3)	199	mg/L	5.0	08/16/23 16:00	
SM 2320B-2011	Alkalinity, Total as CaCO3	199	mg/L	5.0	08/16/23 16:00	
SM 4500-S2D-2011	Sulfide	0.045J	mg/L	0.10	08/15/23 06:30	
EPA 300.0 Rev 2.1 1993	Chloride	62.5	mg/L	1.0	08/15/23 23:42	
EPA 300.0 Rev 2.1 1993	Fluoride	0.27	mg/L	0.10	08/15/23 23:42	
EPA 300.0 Rev 2.1 1993	Sulfate	123	mg/L	3.0	08/16/23 10:27	
92682397005	**HAM-MW-53**					
EPA 6020B	Boron	1.5	mg/L	0.040	08/22/23 20:17	
EPA 6020B	Molybdenum	0.14	mg/L	0.010	08/22/23 20:17	
92682397006	**HAM-MW-54**					
EPA 6020B	Arsenic	0.085	mg/L	0.010	08/22/23 20:23	
EPA 6020B	Boron	0.45	mg/L	0.040	08/22/23 20:23	
92682397007	**HAM-AP1-FD-06**					
EPA 6010D	Iron	21.3	mg/L	0.040	08/23/23 21:54	
EPA 6010D	Manganese	6.8	mg/L	0.040	08/23/23 21:54	
EPA 6010D	Potassium	5.6	mg/L	0.50	08/23/23 21:54	
EPA 6010D	Sodium	6.3	mg/L	1.0	08/23/23 21:54	
EPA 6010D	Calcium	128	mg/L	1.0	08/23/23 21:54	
EPA 6010D	Magnesium	16.7	mg/L	0.050	08/23/23 21:54	
EPA 6020B	Arsenic	0.36	mg/L	0.010	08/22/23 20:29	

This report shall not be reproduced, except in full,
without the written consent of Pace Analytical Services, LLC.

Pace Analytical Services, LLC
9800 Kincey Ave. Suite 100
Huntersville, NC 28078
(704)875-9092

SUMMARY OF DETECTION

Project: Hammond AP-1 (CCR-CA)
Pace Project No.: 92682397

Lab Sample ID Method	Client Sample ID Parameters	Result	Units	Report Limit	Analyzed	Qualifiers
92682397007	**HAM-AP1-FD-06**					
EPA 6020B	Barium	0.047	mg/L	0.0050	08/22/23 20:29	
EPA 6020B	Beryllium	0.000065J	mg/L	0.00050	08/22/23 20:29	
EPA 6020B	Boron	0.90	mg/L	0.040	08/22/23 20:29	
EPA 6020B	Cobalt	0.034	mg/L	0.0050	08/22/23 20:29	
EPA 6020B	Lithium	0.066	mg/L	0.030	08/22/23 20:29	
EPA 6020B	Molybdenum	0.0068J	mg/L	0.010	08/22/23 20:29	
SM 2540C-2015	Total Dissolved Solids	699	mg/L	25.0	08/15/23 16:57	
SM 2320B-2011	Alkalinity,Bicarbonate (CaCO3)	111	mg/L	5.0	08/16/23 16:12	
SM 2320B-2011	Alkalinity, Total as CaCO3	111	mg/L	5.0	08/16/23 16:12	
EPA 300.0 Rev 2.1 1993	Chloride	14.6	mg/L	1.0	08/16/23 03:19	
EPA 300.0 Rev 2.1 1993	Fluoride	0.29	mg/L	0.10	08/16/23 03:19	
EPA 300.0 Rev 2.1 1993	Sulfate	293	mg/L	6.0	08/16/23 12:22	
92682397008	**HAM-AP1-FB-06**					
EPA 6020B	Boron	0.012J	mg/L	0.040	08/22/23 20:35	

This report shall not be reproduced, except in full,
without the written consent of Pace Analytical Services, LLC.

Pace Analytical Services, LLC
9800 Kincey Ave. Suite 100
Huntersville, NC 28078
(704)875-9092

ANALYTICAL RESULTS

Project: Hammond AP-1 (CCR-CA)
Pace Project No.: 92682397

Sample: HAM-PT-07 **Lab ID: 92682397001** Collected: 08/09/23 17:59 Received: 08/11/23 13:12 Matrix: Water

Parameters	Results	Units	Report Limit	MDL	DF	Prepared	Analyzed	CAS No.	Qual
6010D ATL ICP	Analytical Method: EPA 6010D Preparation Method: EPA 3010A								
	Pace Analytical Services - Peachtree Corners, GA								
Iron	**27.1**	mg/L	0.040	0.025	1	08/18/23 10:36	08/18/23 21:03	7439-89-6	
Manganese	**7.6**	mg/L	0.040	0.011	1	08/18/23 10:36	08/18/23 21:03	7439-96-5	
Potassium	**6.8**	mg/L	0.50	0.15	1	08/18/23 10:36	08/18/23 21:03	7440-09-7	
Sodium	**7.2**	mg/L	1.0	0.58	1	08/18/23 10:36	08/18/23 21:03	7440-23-5	
Calcium	**173**	mg/L	1.0	0.12	1	08/18/23 10:36	08/18/23 21:03	7440-70-2	
Magnesium	**19.4**	mg/L	0.050	0.012	1	08/18/23 10:36	08/18/23 21:03	7439-95-4	
6020 MET ICPMS	Analytical Method: EPA 6020B Preparation Method: EPA 3005A								
	Pace Analytical Services - Peachtree Corners, GA								
Antimony	ND	mg/L	0.0030	0.0012	1	08/16/23 14:27	08/22/23 16:32	7440-36-0	
Arsenic	**0.27**	mg/L	0.010	0.0037	1	08/16/23 14:27	08/22/23 16:32	7440-38-2	
Barium	**0.053**	mg/L	0.0050	0.00067	1	08/16/23 14:27	08/22/23 16:32	7440-39-3	
Beryllium	**0.000095J**	mg/L	0.00050	0.000054	1	08/16/23 14:27	08/22/23 16:32	7440-41-7	
Boron	**0.93**	mg/L	0.040	0.0086	1	08/16/23 14:27	08/23/23 13:17	7440-42-8	
Cadmium	ND	mg/L	0.00050	0.00011	1	08/16/23 14:27	08/22/23 16:32	7440-43-9	
Chromium	ND	mg/L	0.0050	0.0011	1	08/16/23 14:27	08/23/23 13:17	7440-47-3	
Cobalt	**0.090**	mg/L	0.0050	0.00039	1	08/16/23 14:27	08/23/23 13:17	7440-48-4	
Lead	ND	mg/L	0.0010	0.00012	1	08/16/23 14:27	08/22/23 16:32	7439-92-1	
Lithium	**0.069**	mg/L	0.030	0.00073	1	08/16/23 14:27	08/23/23 13:17	7439-93-2	
Molybdenum	**0.012**	mg/L	0.010	0.00074	1	08/16/23 14:27	08/22/23 16:32	7439-98-7	
Selenium	ND	mg/L	0.0050	0.0014	1	08/16/23 14:27	08/22/23 16:32	7782-49-2	
Thallium	**0.00022J**	mg/L	0.0010	0.00018	1	08/16/23 14:27	08/22/23 16:32	7440-28-0	
7470 Mercury	Analytical Method: EPA 7470A Preparation Method: EPA 7470A								
	Pace Analytical Services - Peachtree Corners, GA								
Mercury	ND	mg/L	0.00020	0.00013	1	08/17/23 12:00	08/17/23 15:18	7439-97-6	
2540C Total Dissolved Solids	Analytical Method: SM 2540C-2015								
	Pace Analytical Services - Peachtree Corners, GA								
Total Dissolved Solids	**771**	mg/L	25.0	25.0	1		08/15/23 16:56		
2320B Alkalinity	Analytical Method: SM 2320B-2011								
	Pace Analytical Services - Asheville								
Alkalinity,Bicarbonate (CaCO3)	**116**	mg/L	5.0	5.0	1		08/16/23 15:20		
Alkalinity,Carbonate (CaCO3)	ND	mg/L	5.0	5.0	1		08/16/23 15:20		
Alkalinity, Total as CaCO3	**116**	mg/L	5.0	5.0	1		08/16/23 15:20		
4500S2D Sulfide Water	Analytical Method: SM 4500-S2D-2011								
	Pace Analytical Services - Asheville								
Sulfide	ND	mg/L	0.10	0.022	1		08/15/23 06:29	18496-25-8	
300.0 IC Anions 28 Days	Analytical Method: EPA 300.0 Rev 2.1 1993								
	Pace Analytical Services - Asheville								
Chloride	**13.5**	mg/L	1.0	0.60	1		08/15/23 21:32	16887-00-6	

This report shall not be reproduced, except in full,
without the written consent of Pace Analytical Services, LLC.

Pace Analytical Services, LLC
9800 Kincey Ave. Suite 100
Huntersville, NC 28078
(704)875-9092

ANALYTICAL RESULTS

Project: Hammond AP-1 (CCR-CA)
Pace Project No.: 92682397

Sample: HAM-PT-07 **Lab ID: 92682397001** Collected: 08/09/23 17:59 Received: 08/11/23 13:12 Matrix: Water

Parameters	Results	Units	Report Limit	MDL	DF	Prepared	Analyzed	CAS No.	Qual
300.0 IC Anions 28 Days	Analytical Method: EPA 300.0 Rev 2.1 1993 Pace Analytical Services - Asheville								
Fluoride	**0.28**	mg/L	0.10	0.050	1		08/15/23 21:32	16984-48-8	
Sulfate	**339**	mg/L	7.0	3.5	7		08/16/23 08:19	14808-79-8	

This report shall not be reproduced, except in full,
without the written consent of Pace Analytical Services, LLC.

Pace Analytical Services, LLC
9800 Kincey Ave. Suite 100
Huntersville, NC 28078
(704)875-9092

ANALYTICAL RESULTS

Project: Hammond AP-1 (CCR-CA)
Pace Project No.: 92682397

Sample: HAM-PT-08 **Lab ID: 92682397002** Collected: 08/09/23 10:50 Received: 08/11/23 13:12 Matrix: Water

Parameters	Results	Units	Report Limit	MDL	DF	Prepared	Analyzed	CAS No.	Qual
6010D ATL ICP	Analytical Method: EPA 6010D Preparation Method: EPA 3010A								
	Pace Analytical Services - Peachtree Corners, GA								
Iron	**22.0**	mg/L	0.040	0.025	1	08/18/23 10:36	08/18/23 21:13	7439-89-6	
Manganese	**6.8**	mg/L	0.040	0.011	1	08/18/23 10:36	08/18/23 21:13	7439-96-5	
Potassium	**6.3**	mg/L	0.50	0.15	1	08/18/23 10:36	08/18/23 21:13	7440-09-7	
Sodium	**6.8**	mg/L	1.0	0.58	1	08/18/23 10:36	08/18/23 21:13	7440-23-5	
Calcium	**146**	mg/L	1.0	0.12	1	08/18/23 10:36	08/18/23 21:13	7440-70-2	
Magnesium	**17.3**	mg/L	0.050	0.012	1	08/18/23 10:36	08/18/23 21:13	7439-95-4	
6020 MET ICPMS	Analytical Method: EPA 6020B Preparation Method: EPA 3005A								
	Pace Analytical Services - Peachtree Corners, GA								
Antimony	ND	mg/L	0.0030	0.0012	1	08/16/23 14:27	08/22/23 16:39	7440-36-0	
Arsenic	**0.32**	mg/L	0.010	0.0037	1	08/16/23 14:27	08/22/23 16:39	7440-38-2	
Barium	**0.050**	mg/L	0.0050	0.00067	1	08/16/23 14:27	08/22/23 16:39	7440-39-3	
Beryllium	**0.000073J**	mg/L	0.00050	0.000054	1	08/16/23 14:27	08/22/23 16:39	7440-41-7	
Boron	**0.99**	mg/L	0.040	0.0086	1	08/16/23 14:27	08/23/23 13:23	7440-42-8	
Cadmium	ND	mg/L	0.00050	0.00011	1	08/16/23 14:27	08/22/23 16:39	7440-43-9	
Chromium	ND	mg/L	0.0050	0.0011	1	08/16/23 14:27	08/22/23 16:39	7440-47-3	
Cobalt	**0.032**	mg/L	0.0050	0.00039	1	08/16/23 14:27	08/22/23 16:39	7440-48-4	
Lead	ND	mg/L	0.0010	0.00012	1	08/16/23 14:27	08/22/23 16:39	7439-92-1	
Lithium	**0.073**	mg/L	0.030	0.00073	1	08/16/23 14:27	08/23/23 13:23	7439-93-2	
Molybdenum	**0.0071J**	mg/L	0.010	0.00074	1	08/16/23 14:27	08/22/23 16:39	7439-98-7	
Selenium	ND	mg/L	0.0050	0.0014	1	08/16/23 14:27	08/22/23 16:39	7782-49-2	
Thallium	ND	mg/L	0.0010	0.00018	1	08/16/23 14:27	08/22/23 16:39	7440-28-0	
7470 Mercury	Analytical Method: EPA 7470A Preparation Method: EPA 7470A								
	Pace Analytical Services - Peachtree Corners, GA								
Mercury	ND	mg/L	0.00020	0.00013	1	08/17/23 12:00	08/17/23 15:34	7439-97-6	
2540C Total Dissolved Solids	Analytical Method: SM 2540C-2015								
	Pace Analytical Services - Peachtree Corners, GA								
Total Dissolved Solids	**682**	mg/L	25.0	25.0	1		08/15/23 16:57		
2320B Alkalinity	Analytical Method: SM 2320B-2011								
	Pace Analytical Services - Asheville								
Alkalinity,Bicarbonate (CaCO3)	**118**	mg/L	5.0	5.0	1		08/16/23 15:40		
Alkalinity,Carbonate (CaCO3)	ND	mg/L	5.0	5.0	1		08/16/23 15:40		
Alkalinity, Total as CaCO3	**118**	mg/L	5.0	5.0	1		08/16/23 15:40		
4500S2D Sulfide Water	Analytical Method: SM 4500-S2D-2011								
	Pace Analytical Services - Asheville								
Sulfide	ND	mg/L	0.10	0.022	1		08/15/23 06:29	18496-25-8	
300.0 IC Anions 28 Days	Analytical Method: EPA 300.0 Rev 2.1 1993								
	Pace Analytical Services - Asheville								
Chloride	**14.5**	mg/L	1.0	0.60	1		08/15/23 22:30	16887-00-6	

This report shall not be reproduced, except in full,
without the written consent of Pace Analytical Services, LLC.

Pace Analytical Services, LLC
9800 Kincey Ave. Suite 100
Huntersville, NC 28078
(704)875-9092

ANALYTICAL RESULTS

Project: Hammond AP-1 (CCR-CA)
Pace Project No.: 92682397

Sample: HAM-PT-08 **Lab ID: 92682397002** Collected: 08/09/23 10:50 Received: 08/11/23 13:12 Matrix: Water

Parameters	Results	Units	Report Limit	MDL	DF	Prepared	Analyzed	CAS No.	Qual
300.0 IC Anions 28 Days	Analytical Method: EPA 300.0 Rev 2.1 1993 Pace Analytical Services - Asheville								
Fluoride	**0.27**	mg/L	0.10	0.050	1		08/15/23 22:30	16984-48-8	
Sulfate	**290**	mg/L	6.0	3.0	6		08/16/23 09:16	14808-79-8	M1

This report shall not be reproduced, except in full,
without the written consent of Pace Analytical Services, LLC.

Pace Analytical Services, LLC
9800 Kincey Ave. Suite 100
Huntersville, NC 28078
(704)875-9092

ANALYTICAL RESULTS

Project: Hammond AP-1 (CCR-CA)
Pace Project No.: 92682397

Sample: HAM-PT-09 **Lab ID: 92682397003** Collected: 08/09/23 14:42 Received: 08/11/23 13:12 Matrix: Water

Parameters	Results	Units	Report Limit	MDL	DF	Prepared	Analyzed	CAS No.	Qual
6010D ATL ICP	Analytical Method: EPA 6010D Preparation Method: EPA 3010A Pace Analytical Services - Peachtree Corners, GA								
Iron	**0.10**	mg/L	0.040	0.025	1	08/18/23 10:36	08/18/23 21:18	7439-89-6	
Manganese	**0.51**	mg/L	0.040	0.011	1	08/18/23 10:36	08/18/23 21:18	7439-96-5	
Potassium	**7.7**	mg/L	0.50	0.15	1	08/18/23 10:36	08/18/23 21:18	7440-09-7	
Sodium	**10.3**	mg/L	1.0	0.58	1	08/18/23 10:36	08/18/23 21:18	7440-23-5	
Calcium	**136**	mg/L	1.0	0.12	1	08/18/23 10:36	08/18/23 21:18	7440-70-2	
Magnesium	**18.2**	mg/L	0.050	0.012	1	08/18/23 10:36	08/18/23 21:18	7439-95-4	
6020 MET ICPMS	Analytical Method: EPA 6020B Preparation Method: EPA 3005A Pace Analytical Services - Peachtree Corners, GA								
Antimony	ND	mg/L	0.0030	0.0012	1	08/16/23 14:27	08/22/23 16:43	7440-36-0	
Arsenic	ND	mg/L	0.010	0.0037	1	08/16/23 14:27	08/22/23 16:43	7440-38-2	
Barium	**0.057**	mg/L	0.0050	0.00067	1	08/16/23 14:27	08/22/23 16:43	7440-39-3	
Beryllium	ND	mg/L	0.00050	0.000054	1	08/16/23 14:27	08/22/23 16:43	7440-41-7	
Boron	**1.6**	mg/L	0.40	0.086	10	08/16/23 14:27	08/23/23 19:25	7440-42-8	
Cadmium	ND	mg/L	0.00050	0.00011	1	08/16/23 14:27	08/22/23 16:43	7440-43-9	
Chromium	ND	mg/L	0.0050	0.0011	1	08/16/23 14:27	08/22/23 16:43	7440-47-3	
Cobalt	**0.0028J**	mg/L	0.0050	0.00039	1	08/16/23 14:27	08/22/23 16:43	7440-48-4	
Lead	ND	mg/L	0.0010	0.00012	1	08/16/23 14:27	08/22/23 16:43	7439-92-1	
Lithium	**0.0017J**	mg/L	0.030	0.00073	1	08/16/23 14:27	08/22/23 16:43	7439-93-2	
Molybdenum	**0.21**	mg/L	0.010	0.00074	1	08/16/23 14:27	08/22/23 16:43	7439-98-7	
Selenium	ND	mg/L	0.0050	0.0014	1	08/16/23 14:27	08/22/23 16:43	7782-49-2	
Thallium	ND	mg/L	0.0010	0.00018	1	08/16/23 14:27	08/22/23 16:43	7440-28-0	
7470 Mercury	Analytical Method: EPA 7470A Preparation Method: EPA 7470A Pace Analytical Services - Peachtree Corners, GA								
Mercury	ND	mg/L	0.00020	0.00013	1	08/17/23 12:00	08/17/23 15:37	7439-97-6	
2540C Total Dissolved Solids	Analytical Method: SM 2540C-2015 Pace Analytical Services - Peachtree Corners, GA								
Total Dissolved Solids	**594**	mg/L	25.0	25.0	1		08/15/23 16:57		
2320B Alkalinity	Analytical Method: SM 2320B-2011 Pace Analytical Services - Asheville								
Alkalinity,Bicarbonate (CaCO3)	**150**	mg/L	5.0	5.0	1		08/16/23 15:50		
Alkalinity,Carbonate (CaCO3)	ND	mg/L	5.0	5.0	1		08/16/23 15:50		
Alkalinity, Total as CaCO3	**150**	mg/L	5.0	5.0	1		08/16/23 15:50		
4500S2D Sulfide Water	Analytical Method: SM 4500-S2D-2011 Pace Analytical Services - Asheville								
Sulfide	ND	mg/L	0.10	0.022	1		08/15/23 06:30	18496-25-8	
300.0 IC Anions 28 Days	Analytical Method: EPA 300.0 Rev 2.1 1993 Pace Analytical Services - Asheville								
Chloride	**47.5**	mg/L	1.0	0.60	1		08/15/23 23:14	16887-00-6	

This report shall not be reproduced, except in full,
without the written consent of Pace Analytical Services, LLC.

Pace Analytical Services, LLC
9800 Kincey Ave. Suite 100
Huntersville, NC 28078
(704)875-9092

ANALYTICAL RESULTS

Project: Hammond AP-1 (CCR-CA)
Pace Project No.: 92682397

Sample: HAM-PT-09 **Lab ID: 92682397003** Collected: 08/09/23 14:42 Received: 08/11/23 13:12 Matrix: Water

Parameters	Results	Units	Report Limit	MDL	DF	Prepared	Analyzed	CAS No.	Qual
300.0 IC Anions 28 Days	Analytical Method: EPA 300.0 Rev 2.1 1993 Pace Analytical Services - Asheville								
Fluoride	**0.26**	mg/L	0.10	0.050	1		08/15/23 23:14	16984-48-8	
Sulfate	**188**	mg/L	4.0	2.0	4		08/16/23 09:59	14808-79-8	

This report shall not be reproduced, except in full,
without the written consent of Pace Analytical Services, LLC.

Pace Analytical Services, LLC
9800 Kincey Ave. Suite 100
Huntersville, NC 28078
(704)875-9092

ANALYTICAL RESULTS

Project: Hammond AP-1 (CCR-CA)
Pace Project No.: 92682397

Sample: HAM-PT-10 **Lab ID: 92682397004** Collected: 08/09/23 13:05 Received: 08/11/23 13:12 Matrix: Water

Parameters	Results	Units	Report Limit	MDL	DF	Prepared	Analyzed	CAS No.	Qual
6010D ATL ICP	Analytical Method: EPA 6010D Preparation Method: EPA 3010A								
	Pace Analytical Services - Peachtree Corners, GA								
Iron	**2.9**	mg/L	0.040	0.025	1	08/23/23 12:06	08/23/23 21:33	7439-89-6	
Manganese	**3.1**	mg/L	0.040	0.011	1	08/23/23 12:06	08/23/23 21:33	7439-96-5	
Potassium	**6.7**	mg/L	0.50	0.15	1	08/23/23 12:06	08/23/23 21:33	7440-09-7	M1
Sodium	**9.4**	mg/L	1.0	0.58	1	08/23/23 12:06	08/23/23 21:33	7440-23-5	M1
Calcium	**116**	mg/L	1.0	0.12	1	08/23/23 12:06	08/23/23 21:33	7440-70-2	M1
Magnesium	**16.8**	mg/L	0.050	0.012	1	08/23/23 12:06	08/23/23 21:33	7439-95-4	M1
6020 MET ICPMS	Analytical Method: EPA 6020B Preparation Method: EPA 3005A								
	Pace Analytical Services - Peachtree Corners, GA								
Antimony	ND	mg/L	0.0030	0.0012	1	08/16/23 14:27	08/22/23 16:51	7440-36-0	
Arsenic	ND	mg/L	0.010	0.0037	1	08/16/23 14:27	08/22/23 16:51	7440-38-2	
Barium	**0.070**	mg/L	0.0050	0.00067	1	08/16/23 14:27	08/22/23 16:51	7440-39-3	
Beryllium	ND	mg/L	0.00050	0.000054	1	08/16/23 14:27	08/22/23 16:51	7440-41-7	
Boron	**2.1**	mg/L	0.40	0.086	10	08/16/23 14:27	08/23/23 19:48	7440-42-8	
Cadmium	ND	mg/L	0.00050	0.00011	1	08/16/23 14:27	08/22/23 16:51	7440-43-9	
Chromium	ND	mg/L	0.0050	0.0011	1	08/16/23 14:27	08/22/23 16:51	7440-47-3	
Cobalt	**0.0019J**	mg/L	0.0050	0.00039	1	08/16/23 14:27	08/22/23 16:51	7440-48-4	
Lead	ND	mg/L	0.0010	0.00012	1	08/16/23 14:27	08/22/23 16:51	7439-92-1	
Lithium	**0.0012J**	mg/L	0.030	0.00073	1	08/16/23 14:27	08/22/23 16:51	7439-93-2	
Molybdenum	**0.096**	mg/L	0.010	0.00074	1	08/16/23 14:27	08/22/23 16:51	7439-98-7	
Selenium	ND	mg/L	0.0050	0.0014	1	08/16/23 14:27	08/22/23 16:51	7782-49-2	
Thallium	ND	mg/L	0.0010	0.00018	1	08/16/23 14:27	08/22/23 16:51	7440-28-0	
7470 Mercury	Analytical Method: EPA 7470A Preparation Method: EPA 7470A								
	Pace Analytical Services - Peachtree Corners, GA								
Mercury	ND	mg/L	0.00020	0.00013	1	08/17/23 12:00	08/17/23 15:39	7439-97-6	
2540C Total Dissolved Solids	Analytical Method: SM 2540C-2015								
	Pace Analytical Services - Peachtree Corners, GA								
Total Dissolved Solids	**553**	mg/L	25.0	25.0	1		08/15/23 16:57		
2320B Alkalinity	Analytical Method: SM 2320B-2011								
	Pace Analytical Services - Asheville								
Alkalinity,Bicarbonate (CaCO3)	**199**	mg/L	5.0	5.0	1		08/16/23 16:00		
Alkalinity,Carbonate (CaCO3)	ND	mg/L	5.0	5.0	1		08/16/23 16:00		
Alkalinity, Total as CaCO3	**199**	mg/L	5.0	5.0	1		08/16/23 16:00		
4500S2D Sulfide Water	Analytical Method: SM 4500-S2D-2011								
	Pace Analytical Services - Asheville								
Sulfide	**0.045J**	mg/L	0.10	0.022	1		08/15/23 06:30	18496-25-8	
300.0 IC Anions 28 Days	Analytical Method: EPA 300.0 Rev 2.1 1993								
	Pace Analytical Services - Asheville								
Chloride	**62.5**	mg/L	1.0	0.60	1		08/15/23 23:42	16887-00-6	

This report shall not be reproduced, except in full,
without the written consent of Pace Analytical Services, LLC.

Pace Analytical Services, LLC
9800 Kincey Ave. Suite 100
Huntersville, NC 28078
(704)875-9092

ANALYTICAL RESULTS

Project: Hammond AP-1 (CCR-CA)
Pace Project No.: 92682397

Sample: HAM-PT-10 **Lab ID: 92682397004** Collected: 08/09/23 13:05 Received: 08/11/23 13:12 Matrix: Water

Parameters	Results	Units	Report Limit	MDL	DF	Prepared	Analyzed	CAS No.	Qual
300.0 IC Anions 28 Days	Analytical Method: EPA 300.0 Rev 2.1 1993 Pace Analytical Services - Asheville								
Fluoride	**0.27**	mg/L	0.10	0.050	1		08/15/23 23:42	16984-48-8	
Sulfate	**123**	mg/L	3.0	1.5	3		08/16/23 10:27	14808-79-8	

This report shall not be reproduced, except in full,
without the written consent of Pace Analytical Services, LLC.

Pace Analytical Services, LLC
9800 Kincey Ave. Suite 100
Huntersville, NC 28078
(704)875-9092

ANALYTICAL RESULTS

Project: Hammond AP-1 (CCR-CA)
Pace Project No.: 92682397

Sample: HAM-MW-53 **Lab ID: 92682397005** Collected: 08/09/23 16:40 Received: 08/11/23 13:12 Matrix: Water

Parameters	Results	Units	Report Limit	MDL	DF	Prepared	Analyzed	CAS No.	Qual
6020 MET ICPMS	Analytical Method: EPA 6020B Preparation Method: EPA 3005A Pace Analytical Services - Peachtree Corners, GA								
Boron	**1.5**	mg/L	0.040	0.0086	1	08/17/23 10:25	08/22/23 20:17	7440-42-8	
Molybdenum	**0.14**	mg/L	0.010	0.00074	1	08/17/23 10:25	08/22/23 20:17	7439-98-7	

This report shall not be reproduced, except in full,
without the written consent of Pace Analytical Services, LLC.

Pace Analytical Services, LLC
9800 Kincey Ave. Suite 100
Huntersville, NC 28078
(704)875-9092

ANALYTICAL RESULTS

Project: Hammond AP-1 (CCR-CA)
Pace Project No.: 92682397

Sample: HAM-MW-54 **Lab ID: 92682397006** Collected: 08/09/23 16:51 Received: 08/11/23 13:12 Matrix: Water

Parameters	Results	Units	Report Limit	MDL	DF	Prepared	Analyzed	CAS No.	Qual
6020 MET ICPMS	Analytical Method: EPA 6020B Preparation Method: EPA 3005A Pace Analytical Services - Peachtree Corners, GA								
Arsenic	**0.085**	mg/L	0.010	0.0037	1	08/17/23 10:25	08/22/23 20:23	7440-38-2	
Boron	**0.45**	mg/L	0.040	0.0086	1	08/17/23 10:25	08/22/23 20:23	7440-42-8	

This report shall not be reproduced, except in full,
without the written consent of Pace Analytical Services, LLC.

Pace Analytical Services, LLC
9800 Kincey Ave. Suite 100
Huntersville, NC 28078
(704)875-9092

ANALYTICAL RESULTS

Project: Hammond AP-1 (CCR-CA)
Pace Project No.: 92682397

Sample: HAM-AP1-FD-06 **Lab ID: 92682397007** Collected: 08/09/23 00:00 Received: 08/11/23 13:12 Matrix: Water

Parameters	Results	Units	Report Limit	MDL	DF	Prepared	Analyzed	CAS No.	Qual
6010D ATL ICP	Analytical Method: EPA 6010D Preparation Method: EPA 3010A								
	Pace Analytical Services - Peachtree Corners, GA								
Iron	**21.3**	mg/L	0.040	0.025	1	08/23/23 12:06	08/23/23 21:54	7439-89-6	
Manganese	**6.8**	mg/L	0.040	0.011	1	08/23/23 12:06	08/23/23 21:54	7439-96-5	
Potassium	**5.6**	mg/L	0.50	0.15	1	08/23/23 12:06	08/23/23 21:54	7440-09-7	
Sodium	**6.3**	mg/L	1.0	0.58	1	08/23/23 12:06	08/23/23 21:54	7440-23-5	
Calcium	**128**	mg/L	1.0	0.12	1	08/23/23 12:06	08/23/23 21:54	7440-70-2	
Magnesium	**16.7**	mg/L	0.050	0.012	1	08/23/23 12:06	08/23/23 21:54	7439-95-4	
6020 MET ICPMS	Analytical Method: EPA 6020B Preparation Method: EPA 3005A								
	Pace Analytical Services - Peachtree Corners, GA								
Antimony	ND	mg/L	0.0030	0.0012	1	08/17/23 10:25	08/22/23 20:29	7440-36-0	
Arsenic	**0.36**	mg/L	0.010	0.0037	1	08/17/23 10:25	08/22/23 20:29	7440-38-2	
Barium	**0.047**	mg/L	0.0050	0.00067	1	08/17/23 10:25	08/22/23 20:29	7440-39-3	
Beryllium	**0.000065J**	mg/L	0.00050	0.000054	1	08/17/23 10:25	08/22/23 20:29	7440-41-7	
Boron	**0.90**	mg/L	0.040	0.0086	1	08/17/23 10:25	08/22/23 20:29	7440-42-8	
Cadmium	ND	mg/L	0.00050	0.00011	1	08/17/23 10:25	08/22/23 20:29	7440-43-9	
Chromium	ND	mg/L	0.0050	0.0011	1	08/17/23 10:25	08/23/23 17:24	7440-47-3	
Cobalt	**0.034**	mg/L	0.0050	0.00039	1	08/17/23 10:25	08/22/23 20:29	7440-48-4	
Lead	ND	mg/L	0.0010	0.00012	1	08/17/23 10:25	08/22/23 20:29	7439-92-1	
Lithium	**0.066**	mg/L	0.030	0.00073	1	08/17/23 10:25	08/22/23 20:29	7439-93-2	
Molybdenum	**0.0068J**	mg/L	0.010	0.00074	1	08/17/23 10:25	08/22/23 20:29	7439-98-7	
Selenium	ND	mg/L	0.0050	0.0014	1	08/17/23 10:25	08/22/23 20:29	7782-49-2	
Thallium	ND	mg/L	0.0010	0.00018	1	08/17/23 10:25	08/22/23 20:29	7440-28-0	
7470 Mercury	Analytical Method: EPA 7470A Preparation Method: EPA 7470A								
	Pace Analytical Services - Peachtree Corners, GA								
Mercury	ND	mg/L	0.00020	0.00013	1	08/17/23 12:00	08/17/23 15:42	7439-97-6	
2540C Total Dissolved Solids	Analytical Method: SM 2540C-2015								
	Pace Analytical Services - Peachtree Corners, GA								
Total Dissolved Solids	**699**	mg/L	25.0	25.0	1		08/15/23 16:57		
2320B Alkalinity	Analytical Method: SM 2320B-2011								
	Pace Analytical Services - Asheville								
Alkalinity,Bicarbonate (CaCO3)	**111**	mg/L	5.0	5.0	1		08/16/23 16:12		
Alkalinity,Carbonate (CaCO3)	ND	mg/L	5.0	5.0	1		08/16/23 16:12		
Alkalinity, Total as CaCO3	**111**	mg/L	5.0	5.0	1		08/16/23 16:12		
4500S2D Sulfide Water	Analytical Method: SM 4500-S2D-2011								
	Pace Analytical Services - Asheville								
Sulfide	ND	mg/L	0.10	0.022	1		08/15/23 06:31	18496-25-8	
300.0 IC Anions 28 Days	Analytical Method: EPA 300.0 Rev 2.1 1993								
	Pace Analytical Services - Asheville								
Chloride	**14.6**	mg/L	1.0	0.60	1		08/16/23 03:19	16887-00-6	

This report shall not be reproduced, except in full,
without the written consent of Pace Analytical Services, LLC.

Pace Analytical Services, LLC
9800 Kincey Ave. Suite 100
Huntersville, NC 28078
(704)875-9092

ANALYTICAL RESULTS

Project: Hammond AP-1 (CCR-CA)
Pace Project No.: 92682397

Sample: HAM-AP1-FD-06 **Lab ID: 92682397007** Collected: 08/09/23 00:00 Received: 08/11/23 13:12 Matrix: Water

Parameters	Results	Units	Report Limit	MDL	DF	Prepared	Analyzed	CAS No.	Qual
300.0 IC Anions 28 Days	Analytical Method: EPA 300.0 Rev 2.1 1993 Pace Analytical Services - Asheville								
Fluoride	**0.29**	mg/L	0.10	0.050	1		08/16/23 03:19	16984-48-8	
Sulfate	**293**	mg/L	6.0	3.0	6		08/16/23 12:22	14808-79-8	

This report shall not be reproduced, except in full,
without the written consent of Pace Analytical Services, LLC.

Pace Analytical Services, LLC
9800 Kincey Ave. Suite 100
Huntersville, NC 28078
(704)875-9092

ANALYTICAL RESULTS

Project: Hammond AP-1 (CCR-CA)
Pace Project No.: 92682397

Sample: HAM-AP1-FB-06 **Lab ID: 92682397008** Collected: 08/09/23 16:50 Received: 08/11/23 13:12 Matrix: Water

Parameters	Results	Units	Report Limit	MDL	DF	Prepared	Analyzed	CAS No.	Qual
6010D ATL ICP	Analytical Method: EPA 6010D Preparation Method: EPA 3010A								
	Pace Analytical Services - Peachtree Corners, GA								
Iron	ND	mg/L	0.040	0.025	1	08/23/23 12:06	08/23/23 21:59	7439-89-6	
Manganese	ND	mg/L	0.040	0.011	1	08/23/23 12:06	08/23/23 21:59	7439-96-5	
Potassium	ND	mg/L	0.50	0.15	1	08/23/23 12:06	08/23/23 21:59	7440-09-7	
Sodium	ND	mg/L	1.0	0.58	1	08/23/23 12:06	08/23/23 21:59	7440-23-5	
Calcium	ND	mg/L	1.0	0.12	1	08/23/23 12:06	08/23/23 21:59	7440-70-2	
Magnesium	ND	mg/L	0.050	0.012	1	08/23/23 12:06	08/23/23 21:59	7439-95-4	
6020 MET ICPMS	Analytical Method: EPA 6020B Preparation Method: EPA 3005A								
	Pace Analytical Services - Peachtree Corners, GA								
Antimony	ND	mg/L	0.0030	0.0012	1	08/17/23 10:25	08/22/23 20:35	7440-36-0	
Arsenic	ND	mg/L	0.010	0.0037	1	08/17/23 10:25	08/22/23 20:35	7440-38-2	
Barium	ND	mg/L	0.0050	0.00067	1	08/17/23 10:25	08/22/23 20:35	7440-39-3	
Beryllium	ND	mg/L	0.00050	0.000054	1	08/17/23 10:25	08/22/23 20:35	7440-41-7	
Boron	**0.012J**	mg/L	0.040	0.0086	1	08/17/23 10:25	08/22/23 20:35	7440-42-8	
Cadmium	ND	mg/L	0.00050	0.00011	1	08/17/23 10:25	08/22/23 20:35	7440-43-9	
Chromium	ND	mg/L	0.0050	0.0011	1	08/17/23 10:25	08/23/23 17:28	7440-47-3	
Cobalt	ND	mg/L	0.0050	0.00039	1	08/17/23 10:25	08/22/23 20:35	7440-48-4	
Lead	ND	mg/L	0.0010	0.00012	1	08/17/23 10:25	08/22/23 20:35	7439-92-1	
Lithium	ND	mg/L	0.030	0.00073	1	08/17/23 10:25	08/22/23 20:35	7439-93-2	
Molybdenum	ND	mg/L	0.010	0.00074	1	08/17/23 10:25	08/22/23 20:35	7439-98-7	
Selenium	ND	mg/L	0.0050	0.0014	1	08/17/23 10:25	08/22/23 20:35	7782-49-2	
Thallium	ND	mg/L	0.0010	0.00018	1	08/17/23 10:25	08/22/23 20:35	7440-28-0	
7470 Mercury	Analytical Method: EPA 7470A Preparation Method: EPA 7470A								
	Pace Analytical Services - Peachtree Corners, GA								
Mercury	ND	mg/L	0.00020	0.00013	1	08/17/23 12:00	08/17/23 15:44	7439-97-6	
2540C Total Dissolved Solids	Analytical Method: SM 2540C-2015								
	Pace Analytical Services - Peachtree Corners, GA								
Total Dissolved Solids	ND	mg/L	25.0	25.0	1		08/15/23 16:57		
2320B Alkalinity	Analytical Method: SM 2320B-2011								
	Pace Analytical Services - Asheville								
Alkalinity,Bicarbonate (CaCO3)	ND	mg/L	5.0	5.0	1		08/16/23 16:22		
Alkalinity,Carbonate (CaCO3)	ND	mg/L	5.0	5.0	1		08/16/23 16:22		
Alkalinity, Total as CaCO3	ND	mg/L	5.0	5.0	1		08/16/23 16:22		
4500S2D Sulfide Water	Analytical Method: SM 4500-S2D-2011								
	Pace Analytical Services - Asheville								
Sulfide	ND	mg/L	0.10	0.022	1		08/15/23 06:32	18496-25-8	
300.0 IC Anions 28 Days	Analytical Method: EPA 300.0 Rev 2.1 1993								
	Pace Analytical Services - Asheville								
Chloride	ND	mg/L	1.0	0.60	1		08/16/23 03:33	16887-00-6	

This report shall not be reproduced, except in full,
without the written consent of Pace Analytical Services, LLC.

Pace Analytical Services, LLC
9800 Kincey Ave. Suite 100
Huntersville, NC 28078
(704)875-9092

ANALYTICAL RESULTS

Project: Hammond AP-1 (CCR-CA)
Pace Project No.: 92682397

Sample: HAM-AP1-FB-06 **Lab ID: 92682397008** Collected: 08/09/23 16:50 Received: 08/11/23 13:12 Matrix: Water

Parameters	Results	Units	Report Limit	MDL	DF	Prepared	Analyzed	CAS No.	Qual
300.0 IC Anions 28 Days	Analytical Method: EPA 300.0 Rev 2.1 1993 Pace Analytical Services - Asheville								
Fluoride	ND	mg/L	0.10	0.050	1		08/16/23 03:33	16984-48-8	
Sulfate	ND	mg/L	1.0	0.50	1		08/16/23 03:33	14808-79-8	

This report shall not be reproduced, except in full,
without the written consent of Pace Analytical Services, LLC.

Pace Analytical Services, LLC
9800 Kincey Ave. Suite 100
Huntersville, NC 28078
(704)875-9092

QUALITY CONTROL DATA

Project: Hammond AP-1 (CCR-CA)
Pace Project No.: 92682397

QC Batch: 793618
QC Batch Method: EPA 3010A
Analysis Method: EPA 6010D
Analysis Description: 6010D ATL
Laboratory: Pace Analytical Services - Peachtree Corners, GA
Associated Lab Samples: 92682397001, 92682397002, 92682397003

METHOD BLANK: 4112489 Matrix: Water
Associated Lab Samples: 92682397001, 92682397002, 92682397003

Parameter	Units	Blank Result	Reporting Limit	MDL	Analyzed	Qualifiers
Calcium	mg/L	ND	1.0	0.12	08/18/23 19:00	
Iron	mg/L	ND	0.040	0.025	08/18/23 19:00	
Magnesium	mg/L	ND	0.050	0.012	08/18/23 19:00	
Manganese	mg/L	ND	0.040	0.011	08/18/23 19:00	
Potassium	mg/L	ND	0.50	0.15	08/18/23 19:00	
Sodium	mg/L	ND	1.0	0.58	08/18/23 19:00	

LABORATORY CONTROL SAMPLE: 4112490

Parameter	Units	Spike Conc.	LCS Result	LCS % Rec	% Rec Limits	Qualifiers
Calcium	mg/L	1	1.1	108	80-120	
Iron	mg/L	1	1.0	102	80-120	
Magnesium	mg/L	1	1.0	101	80-120	
Manganese	mg/L	1	0.99	99	80-120	
Potassium	mg/L	1	1.1	106	80-120	
Sodium	mg/L	1	1.1	106	80-120	

MATRIX SPIKE & MATRIX SPIKE DUPLICATE: 4112491 4112492

Parameter	Units	92682392001 Result	MS Spike Conc.	MSD Spike Conc.	MS Result	MSD Result	MS % Rec	MSD % Rec	% Rec Limits	RPD	Max RPD	Qual
Calcium	mg/L	8.4	1	1	8.8	9.3	35	92	75-125	6	20	M1
Iron	mg/L	ND	1	1	1.0	1.0	100	100	75-125	0	20	
Magnesium	mg/L	3.4	1	1	4.1	4.3	72	92	75-125	5	20	M1
Manganese	mg/L	ND	1	1	0.98	0.99	97	98	75-125	1	20	
Potassium	mg/L	0.32J	1	1	1.3	1.5	102	113	75-125	8	20	
Sodium	mg/L	9.5	1	1	10	10.5	44	103	75-125	6	20	M1

Results presented on this page are in the units indicated by the "Units" column except where an alternate unit is presented to the right of the result.

This report shall not be reproduced, except in full,
without the written consent of Pace Analytical Services, LLC.

Pace Analytical Services, LLC
9800 Kincey Ave. Suite 100
Huntersville, NC 28078
(704)875-9092

QUALITY CONTROL DATA

Project: Hammond AP-1 (CCR-CA)
Pace Project No.: 92682397

QC Batch: 795409
QC Batch Method: EPA 3010A
Analysis Method: EPA 6010D
Analysis Description: 6010D ATL
Laboratory: Pace Analytical Services - Peachtree Corners, GA
Associated Lab Samples: 92682397004, 92682397007, 92682397008

METHOD BLANK: 4121384 Matrix: Water
Associated Lab Samples: 92682397004, 92682397007, 92682397008

Parameter	Units	Blank Result	Reporting Limit	MDL	Analyzed	Qualifiers
Calcium	mg/L	ND	1.0	0.12	08/23/23 21:12	
Iron	mg/L	ND	0.040	0.025	08/23/23 21:12	
Magnesium	mg/L	ND	0.050	0.012	08/23/23 21:12	
Manganese	mg/L	ND	0.040	0.011	08/23/23 21:12	
Potassium	mg/L	ND	0.50	0.15	08/23/23 21:12	
Sodium	mg/L	ND	1.0	0.58	08/23/23 21:12	

LABORATORY CONTROL SAMPLE: 4121385

Parameter	Units	Spike Conc.	LCS Result	LCS % Rec	% Rec Limits	Qualifiers
Calcium	mg/L	1	0.93J	93	80-120	
Iron	mg/L	1	1.0	102	80-120	
Magnesium	mg/L	1	1.1	109	80-120	
Manganese	mg/L	1	1.0	105	80-120	
Potassium	mg/L	1	1.0	100	80-120	
Sodium	mg/L	1	1.1	105	80-120	

MATRIX SPIKE & MATRIX SPIKE DUPLICATE: 4121386 4121387

Parameter	Units	92682397004 Result	MS Spike Conc.	MSD Spike Conc.	MS Result	MSD Result	MS % Rec	MSD % Rec	% Rec Limits	RPD	Max RPD	Qual
Calcium	mg/L	116	1	1	112	116	-370	-33	75-125	3	20	M1
Iron	mg/L	2.9	1	1	3.7	3.8	84	95	75-125	3	20	
Magnesium	mg/L	16.8	1	1	17.0	17.5	22	63	75-125	2	20	M1
Manganese	mg/L	3.1	1	1	4.0	4.0	83	90	75-125	2	20	
Potassium	mg/L	6.7	1	1	7.5	7.7	73	98	75-125	3	20	M1
Sodium	mg/L	9.4	1	1	9.9	10.3	54	92	75-125	4	20	M1

Results presented on this page are in the units indicated by the "Units" column except where an alternate unit is presented to the right of the result.

This report shall not be reproduced, except in full,
without the written consent of Pace Analytical Services, LLC.

Pace Analytical Services, LLC
9800 Kincey Ave. Suite 100
Huntersville, NC 28078
(704)875-9092

QUALITY CONTROL DATA

Project: Hammond AP-1 (CCR-CA)
Pace Project No.: 92682397

QC Batch: 794002
QC Batch Method: EPA 3005A
Analysis Method: EPA 6020B
Analysis Description: 6020 MET
Laboratory: Pace Analytical Services - Peachtree Corners, GA
Associated Lab Samples: 92682397001, 92682397002, 92682397003, 92682397004

METHOD BLANK: 4114214 Matrix: Water
Associated Lab Samples: 92682397001, 92682397002, 92682397003, 92682397004

Parameter	Units	Blank Result	Reporting Limit	MDL	Analyzed	Qualifiers
Antimony	mg/L	0.0043	0.0030	0.0012	08/22/23 15:04	
Arsenic	mg/L	ND	0.010	0.0037	08/22/23 15:04	
Barium	mg/L	ND	0.0050	0.00067	08/22/23 15:04	
Beryllium	mg/L	ND	0.00050	0.000054	08/22/23 15:04	
Boron	mg/L	ND	0.040	0.0086	08/22/23 15:04	
Cadmium	mg/L	ND	0.00050	0.00011	08/22/23 15:04	
Chromium	mg/L	ND	0.0050	0.0011	08/22/23 15:04	
Cobalt	mg/L	ND	0.0050	0.00039	08/22/23 15:04	
Lead	mg/L	ND	0.0010	0.00012	08/22/23 15:04	
Lithium	mg/L	ND	0.030	0.00073	08/22/23 15:04	
Molybdenum	mg/L	ND	0.010	0.00074	08/22/23 15:04	
Selenium	mg/L	ND	0.0050	0.0014	08/22/23 15:04	
Thallium	mg/L	ND	0.0010	0.00018	08/22/23 15:04	

LABORATORY CONTROL SAMPLE: 4114215

Parameter	Units	Spike Conc.	LCS Result	LCS % Rec	% Rec Limits	Qualifiers
Antimony	mg/L	0.1	0.11	112	80-120	
Arsenic	mg/L	0.1	0.10	102	80-120	
Barium	mg/L	0.1	0.10	100	80-120	
Beryllium	mg/L	0.1	0.11	110	80-120	
Boron	mg/L	1	1.1	110	80-120	
Cadmium	mg/L	0.1	0.10	102	80-120	
Chromium	mg/L	0.1	0.11	106	80-120	
Cobalt	mg/L	0.1	0.10	104	80-120	
Lead	mg/L	0.1	0.10	105	80-120	
Lithium	mg/L	0.1	0.11	110	80-120	
Molybdenum	mg/L	0.1	0.11	107	80-120	
Selenium	mg/L	0.1	0.11	105	80-120	
Thallium	mg/L	0.1	0.11	105	80-120	

MATRIX SPIKE & MATRIX SPIKE DUPLICATE: 4114216 4114217

Parameter	Units	92682396010 Result	MS Spike Conc.	MSD Spike Conc.	MS Result	MSD Result	MS % Rec	MSD % Rec	% Rec Limits	RPD	Max RPD	Qual
Antimony	mg/L	0.0014J	0.1	0.1	0.11	0.10	107	101	75-125	6	20	
Arsenic	mg/L	0.0040J	0.1	0.1	0.12	0.11	112	104	75-125	7	20	

Results presented on this page are in the units indicated by the "Units" column except where an alternate unit is presented to the right of the result.

REPORT OF LABORATORY ANALYSIS

This report shall not be reproduced, except in full,
without the written consent of Pace Analytical Services, LLC.

Pace Analytical Services, LLC
9800 Kincey Ave. Suite 100
Huntersville, NC 28078
(704)875-9092

QUALITY CONTROL DATA

Project: Hammond AP-1 (CCR-CA)
Pace Project No.: 92682397

MATRIX SPIKE & MATRIX SPIKE DUPLICATE: 4114216 4114217

Parameter	Units	92682396010 Result	MS Spike Conc.	MSD Spike Conc.	MS Result	MSD Result	MS % Rec	MSD % Rec	% Rec Limits	RPD	Max RPD	Qual
Barium	mg/L	0.042	0.1	0.1	0.16	0.15	118	108	75-125	6	20	
Beryllium	mg/L	0.00071	0.1	0.1	0.090	0.085	89	84	75-125	6	20	
Boron	mg/L	10.1	1	1	10.9	10.7	77	57	75-125	2	20	M1
Cadmium	mg/L	0.00059	0.1	0.1	0.099	0.094	98	94	75-125	5	20	
Chromium	mg/L	ND	0.1	0.1	0.10	0.097	104	97	75-125	7	20	
Cobalt	mg/L	0.21	0.1	0.1	0.31	0.29	102	83	75-125	6	20	
Lead	mg/L	0.00013J	0.1	0.1	0.067	0.064	67	64	75-125	5	20	M1
Lithium	mg/L	0.0024J	0.1	0.1	0.097	0.092	95	89	75-125	6	20	
Molybdenum	mg/L	ND	0.1	0.1	0.11	0.10	109	104	75-125	5	20	
Selenium	mg/L	0.013	0.1	0.1	0.13	0.13	122	113	75-125	8	20	
Thallium	mg/L	0.00021J	0.1	0.1	0.069	0.066	68	65	75-125	5	20	M1

Results presented on this page are in the units indicated by the "Units" column except where an alternate unit is presented to the right of the result.

This report shall not be reproduced, except in full,
without the written consent of Pace Analytical Services, LLC.

Pace Analytical Services, LLC
9800 Kincey Ave. Suite 100
Huntersville, NC 28078
(704)875-9092

QUALITY CONTROL DATA

Project: Hammond AP-1 (CCR-CA)
Pace Project No.: 92682397

QC Batch: 794177
QC Batch Method: EPA 3005A
Analysis Method: EPA 6020B
Analysis Description: 6020 MET
Laboratory: Pace Analytical Services - Peachtree Corners, GA
Associated Lab Samples: 92682397005, 92682397006, 92682397007, 92682397008

METHOD BLANK: 4115107 Matrix: Water
Associated Lab Samples: 92682397005, 92682397006, 92682397007, 92682397008

Parameter	Units	Blank Result	Reporting Limit	MDL	Analyzed	Qualifiers
Antimony	mg/L	ND	0.0030	0.0012	08/22/23 18:42	
Arsenic	mg/L	ND	0.010	0.0037	08/22/23 18:42	
Barium	mg/L	ND	0.0050	0.00067	08/22/23 18:42	
Beryllium	mg/L	ND	0.00050	0.000054	08/22/23 18:42	
Boron	mg/L	ND	0.040	0.0086	08/22/23 18:42	
Cadmium	mg/L	ND	0.00050	0.00011	08/22/23 18:42	
Chromium	mg/L	ND	0.0050	0.0011	08/23/23 16:28	
Cobalt	mg/L	ND	0.0050	0.00039	08/22/23 18:42	
Lead	mg/L	ND	0.0010	0.00012	08/22/23 18:42	
Lithium	mg/L	ND	0.030	0.00073	08/22/23 18:42	
Molybdenum	mg/L	ND	0.010	0.00074	08/22/23 18:42	
Selenium	mg/L	ND	0.0050	0.0014	08/22/23 18:42	
Thallium	mg/L	ND	0.0010	0.00018	08/22/23 18:42	

LABORATORY CONTROL SAMPLE: 4115108

Parameter	Units	Spike Conc.	LCS Result	LCS % Rec	% Rec Limits	Qualifiers
Antimony	mg/L	0.1	0.10	104	80-120	
Arsenic	mg/L	0.1	0.094	94	80-120	
Barium	mg/L	0.1	0.096	96	80-120	
Beryllium	mg/L	0.1	0.093	93	80-120	
Boron	mg/L	1	0.94	94	80-120	
Cadmium	mg/L	0.1	0.096	96	80-120	
Chromium	mg/L	0.1	0.10	100	80-120	
Cobalt	mg/L	0.1	0.090	90	80-120	
Lead	mg/L	0.1	0.094	94	80-120	
Lithium	mg/L	0.1	0.098	98	80-120	
Molybdenum	mg/L	0.1	0.095	95	80-120	
Selenium	mg/L	0.1	0.097	97	80-120	
Thallium	mg/L	0.1	0.093	93	80-120	

MATRIX SPIKE & MATRIX SPIKE DUPLICATE: 4115109 4115110

Parameter	Units	92681886001 Result	MS Spike Conc.	MSD Spike Conc.	MS Result	MSD Result	MS % Rec	MSD % Rec	% Rec Limits	RPD	Max RPD	Qual
Antimony	mg/L	ND	0.1	0.1	0.10	0.10	104	103	75-125	1	20	
Arsenic	mg/L	ND	0.1	0.1	0.099	0.098	99	98	75-125	1	20	

Results presented on this page are in the units indicated by the "Units" column except where an alternate unit is presented to the right of the result.

REPORT OF LABORATORY ANALYSIS

This report shall not be reproduced, except in full,
without the written consent of Pace Analytical Services, LLC.

Pace Analytical Services, LLC
9800 Kincey Ave. Suite 100
Huntersville, NC 28078
(704)875-9092

QUALITY CONTROL DATA

Project: Hammond AP-1 (CCR-CA)
Pace Project No.: 92682397

MATRIX SPIKE & MATRIX SPIKE DUPLICATE: 4115109 4115110

Parameter	Units	92681886001 Result	MS Spike Conc.	MSD Spike Conc.	MS Result	MSD Result	MS % Rec	MSD % Rec	% Rec Limits	RPD	Max RPD	Qual
Barium	mg/L	0.039	0.1	0.1	0.14	0.14	103	103	75-125	1	20	
Beryllium	mg/L	0.000067J	0.1	0.1	0.094	0.091	94	91	75-125	4	20	
Boron	mg/L	0.029J	1	1	0.97	0.94	94	91	75-125	3	20	
Cadmium	mg/L	ND	0.1	0.1	0.098	0.099	98	99	75-125	1	20	
Chromium	mg/L	ND	0.1	0.1	0.10	0.10	102	101	75-125	1	20	
Cobalt	mg/L	0.00041J	0.1	0.1	0.092	0.091	91	91	75-125	0	20	
Lead	mg/L	ND	0.1	0.1	0.093	0.092	93	92	75-125	1	20	
Lithium	mg/L	ND	0.1	0.1	0.095	0.094	95	93	75-125	2	20	
Molybdenum	mg/L	ND	0.1	0.1	0.096	0.096	96	95	75-125	0	20	
Selenium	mg/L	ND	0.1	0.1	0.10	0.099	100	99	75-125	1	20	
Thallium	mg/L	ND	0.1	0.1	0.092	0.092	92	92	75-125	0	20	

Results presented on this page are in the units indicated by the "Units" column except where an alternate unit is presented to the right of the result.

This report shall not be reproduced, except in full,
without the written consent of Pace Analytical Services, LLC.

Pace Analytical Services, LLC
9800 Kincey Ave. Suite 100
Huntersville, NC 28078
(704)875-9092

QUALITY CONTROL DATA

Project: Hammond AP-1 (CCR-CA)
Pace Project No.: 92682397

QC Batch: 794154
QC Batch Method: EPA 7470A
Analysis Method: EPA 7470A
Analysis Description: 7470 Mercury
Laboratory: Pace Analytical Services - Peachtree Corners, GA
Associated Lab Samples: 92682397001, 92682397002, 92682397003, 92682397004, 92682397007, 92682397008

METHOD BLANK: 4115033
Matrix: Water
Associated Lab Samples: 92682397001, 92682397002, 92682397003, 92682397004, 92682397007, 92682397008

Parameter	Units	Blank Result	Reporting Limit	MDL	Analyzed	Qualifiers
Mercury	mg/L	ND	0.00020	0.00013	08/17/23 15:13	

LABORATORY CONTROL SAMPLE: 4115034

Parameter	Units	Spike Conc.	LCS Result	LCS % Rec	% Rec Limits	Qualifiers
Mercury	mg/L	0.0025	0.0023	93	80-120	

MATRIX SPIKE & MATRIX SPIKE DUPLICATE: 4115035 4115036

Parameter	Units	92682397001 Result	MS Spike Conc.	MSD Spike Conc.	MS Result	MSD Result	MS % Rec	MSD % Rec	% Rec Limits	RPD	Max RPD	Qual
Mercury	mg/L	ND	0.0025	0.0025	0.0024	0.0024	94	94	75-125	0	20	

Results presented on this page are in the units indicated by the "Units" column except where an alternate unit is presented to the right of the result.

This report shall not be reproduced, except in full,
without the written consent of Pace Analytical Services, LLC.

Pace Analytical Services, LLC
9800 Kincey Ave. Suite 100
Huntersville, NC 28078
(704)875-9092

QUALITY CONTROL DATA

Project: Hammond AP-1 (CCR-CA)
Pace Project No.: 92682397

QC Batch: 793700
QC Batch Method: SM 2540C-2015
Analysis Method: SM 2540C-2015
Analysis Description: 2540C Total Dissolved Solids
Laboratory: Pace Analytical Services - Peachtree Corners, GA
Associated Lab Samples: 92682397001, 92682397002, 92682397003, 92682397004, 92682397007, 92682397008

METHOD BLANK: 4112841 Matrix: Water
Associated Lab Samples: 92682397001, 92682397002, 92682397003, 92682397004, 92682397007, 92682397008

Parameter	Units	Blank Result	Reporting Limit	MDL	Analyzed	Qualifiers
Total Dissolved Solids	mg/L	ND	25.0	25.0	08/15/23 16:52	

LABORATORY CONTROL SAMPLE: 4112842

Parameter	Units	Spike Conc.	LCS Result	LCS % Rec	% Rec Limits	Qualifiers
Total Dissolved Solids	mg/L	400	446	112	80-120	

SAMPLE DUPLICATE: 4112843

Parameter	Units	92682396001 Result	Dup Result	RPD	Max RPD	Qualifiers
Total Dissolved Solids	mg/L	1890	1910	1	10	

SAMPLE DUPLICATE: 4112844

Parameter	Units	92682397001 Result	Dup Result	RPD	Max RPD	Qualifiers
Total Dissolved Solids	mg/L	771	760	1	10	

Results presented on this page are in the units indicated by the "Units" column except where an alternate unit is presented to the right of the result.

This report shall not be reproduced, except in full,
without the written consent of Pace Analytical Services, LLC.

Pace Analytical Services, LLC
9800 Kincey Ave. Suite 100
Huntersville, NC 28078
(704)875-9092

QUALITY CONTROL DATA

Project: Hammond AP-1 (CCR-CA)
Pace Project No.: 92682397

QC Batch: 793896
QC Batch Method: SM 2320B-2011
Analysis Method: SM 2320B-2011
Analysis Description: 2320B Alkalinity
Laboratory: Pace Analytical Services - Asheville
Associated Lab Samples: 92682397001, 92682397002, 92682397003, 92682397004, 92682397007, 92682397008

METHOD BLANK: 4113632
Matrix: Water
Associated Lab Samples: 92682397001, 92682397002, 92682397003, 92682397004, 92682397007, 92682397008

Parameter	Units	Blank Result	Reporting Limit	MDL	Analyzed	Qualifiers
Alkalinity, Total as CaCO3	mg/L	ND	5.0	5.0	08/16/23 13:58	
Alkalinity,Bicarbonate (CaCO3)	mg/L	ND	5.0	5.0	08/16/23 13:58	
Alkalinity,Carbonate (CaCO3)	mg/L	ND	5.0	5.0	08/16/23 13:58	

LABORATORY CONTROL SAMPLE: 4113633

Parameter	Units	Spike Conc.	LCS Result	LCS % Rec	% Rec Limits	Qualifiers
Alkalinity, Total as CaCO3	mg/L	50	52.1	104	80-120	

LABORATORY CONTROL SAMPLE: 4113634

Parameter	Units	Spike Conc.	LCS Result	LCS % Rec	% Rec Limits	Qualifiers
Alkalinity, Total as CaCO3	mg/L	50	55.0	110	80-120	

MATRIX SPIKE & MATRIX SPIKE DUPLICATE: 4113635 4113636

Parameter	Units	92682175001 Result	MS Spike Conc.	MSD Spike Conc.	MS Result	MSD Result	MS % Rec	MSD % Rec	% Rec Limits	RPD	Max RPD	Qual
Alkalinity, Total as CaCO3	mg/L	464	50	50	487	487	47	46	80-120	0	25	M1

MATRIX SPIKE & MATRIX SPIKE DUPLICATE: 4113637 4113638

Parameter	Units	92682175002 Result	MS Spike Conc.	MSD Spike Conc.	MS Result	MSD Result	MS % Rec	MSD % Rec	% Rec Limits	RPD	Max RPD	Qual
Alkalinity, Total as CaCO3	mg/L	12.5	50	50	65.7	65.4	106	106	80-120	0	25	

Results presented on this page are in the units indicated by the "Units" column except where an alternate unit is presented to the right of the result.

REPORT OF LABORATORY ANALYSIS

This report shall not be reproduced, except in full,
without the written consent of Pace Analytical Services, LLC.

Pace Analytical Services, LLC
9800 Kincey Ave. Suite 100
Huntersville, NC 28078
(704)875-9092

QUALITY CONTROL DATA

Project: Hammond AP-1 (CCR-CA)
Pace Project No.: 92682397

QC Batch: 793500
QC Batch Method: SM 4500-S2D-2011
Analysis Method: SM 4500-S2D-2011
Analysis Description: 4500S2D Sulfide Water
Laboratory: Pace Analytical Services - Asheville
Associated Lab Samples: 92682397001, 92682397002, 92682397003, 92682397004, 92682397007, 92682397008

METHOD BLANK: 4111958 Matrix: Water
Associated Lab Samples: 92682397001, 92682397002, 92682397003, 92682397004, 92682397007, 92682397008

Parameter	Units	Blank Result	Reporting Limit	MDL	Analyzed	Qualifiers
Sulfide	mg/L	ND	0.10	0.022	08/15/23 06:24	

LABORATORY CONTROL SAMPLE: 4111959

Parameter	Units	Spike Conc.	LCS Result	LCS % Rec	% Rec Limits	Qualifiers
Sulfide	mg/L	0.5	0.50	100	80-120	

MATRIX SPIKE & MATRIX SPIKE DUPLICATE: 4111960 4111961

Parameter	Units	92682396005 Result	MS Spike Conc.	MSD Spike Conc.	MS Result	MSD Result	MS % Rec	MSD % Rec	% Rec Limits	RPD	Max RPD	Qual
Sulfide	mg/L	ND	0.5	0.5	0.50	0.45	99	89	80-120	11	10	R1

MATRIX SPIKE & MATRIX SPIKE DUPLICATE: 4111962 4111963

Parameter	Units	92682397007 Result	MS Spike Conc.	MSD Spike Conc.	MS Result	MSD Result	MS % Rec	MSD % Rec	% Rec Limits	RPD	Max RPD	Qual
Sulfide	mg/L	ND	0.5	0.5	0.53	0.55	104	108	80-120	4	10	

Results presented on this page are in the units indicated by the "Units" column except where an alternate unit is presented to the right of the result.

This report shall not be reproduced, except in full,
without the written consent of Pace Analytical Services, LLC.

Pace Analytical Services, LLC
9800 Kincey Ave. Suite 100
Huntersville, NC 28078
(704)875-9092

QUALITY CONTROL DATA

Project: Hammond AP-1 (CCR-CA)
Pace Project No.: 92682397

QC Batch: 793550
QC Batch Method: EPA 300.0 Rev 2.1 1993
Analysis Method: EPA 300.0 Rev 2.1 1993
Analysis Description: 300.0 IC Anions
Laboratory: Pace Analytical Services - Asheville
Associated Lab Samples: 92682397001

METHOD BLANK: 4112126 Matrix: Water
Associated Lab Samples: 92682397001

Parameter	Units	Blank Result	Reporting Limit	MDL	Analyzed	Qualifiers
Chloride	mg/L	ND	1.0	0.60	08/15/23 12:46	
Fluoride	mg/L	ND	0.10	0.050	08/15/23 12:46	
Sulfate	mg/L	ND	1.0	0.50	08/15/23 12:46	

LABORATORY CONTROL SAMPLE: 4112127

Parameter	Units	Spike Conc.	LCS Result	LCS % Rec	% Rec Limits	Qualifiers
Chloride	mg/L	50	48.4	97	90-110	
Fluoride	mg/L	2.5	2.5	98	90-110	
Sulfate	mg/L	50	47.4	95	90-110	

MATRIX SPIKE & MATRIX SPIKE DUPLICATE: 4112128 4112129

Parameter	Units	92682198001 Result	MS Spike Conc.	MSD Spike Conc.	MS Result	MSD Result	MS % Rec	MSD % Rec	% Rec Limits	RPD	Max RPD	Qual
Chloride	mg/L	ND	50	50	48.0	48.3	95	96	90-110	1	10	
Fluoride	mg/L	ND	2.5	2.5	2.4	2.4	94	95	90-110	1	10	
Sulfate	mg/L	ND	50	50	47.3	47.6	93	94	90-110	1	10	

MATRIX SPIKE & MATRIX SPIKE DUPLICATE: 4112130 4112131

Parameter	Units	92682396003 Result	MS Spike Conc.	MSD Spike Conc.	MS Result	MSD Result	MS % Rec	MSD % Rec	% Rec Limits	RPD	Max RPD	Qual
Chloride	mg/L	141	50	50	179	180	77	78	90-110	0	10	M1
Fluoride	mg/L	0.56	2.5	2.5	3.1	3.2	102	104	90-110	2	10	
Sulfate	mg/L	762	50	50	787	789	50	53	90-110	0	10	M1

Results presented on this page are in the units indicated by the "Units" column except where an alternate unit is presented to the right of the result.

This report shall not be reproduced, except in full,
without the written consent of Pace Analytical Services, LLC.

Pace Analytical Services, LLC
9800 Kincey Ave. Suite 100
Huntersville, NC 28078
(704)875-9092

QUALITY CONTROL DATA

Project: Hammond AP-1 (CCR-CA)
Pace Project No.: 92682397

QC Batch: 793553
QC Batch Method: EPA 300.0 Rev 2.1 1993
Analysis Method: EPA 300.0 Rev 2.1 1993
Analysis Description: 300.0 IC Anions
Laboratory: Pace Analytical Services - Asheville
Associated Lab Samples: 92682397002, 92682397003, 92682397004, 92682397007, 92682397008

METHOD BLANK: 4112135 Matrix: Water
Associated Lab Samples: 92682397002, 92682397003, 92682397004, 92682397007, 92682397008

Parameter	Units	Blank Result	Reporting Limit	MDL	Analyzed	Qualifiers
Chloride	mg/L	ND	1.0	0.60	08/15/23 22:01	
Fluoride	mg/L	ND	0.10	0.050	08/15/23 22:01	
Sulfate	mg/L	ND	1.0	0.50	08/15/23 22:01	

LABORATORY CONTROL SAMPLE: 4112136

Parameter	Units	Spike Conc.	LCS Result	LCS % Rec	% Rec Limits	Qualifiers
Chloride	mg/L	50	49.5	99	90-110	
Fluoride	mg/L	2.5	2.5	100	90-110	
Sulfate	mg/L	50	48.3	97	90-110	

MATRIX SPIKE & MATRIX SPIKE DUPLICATE: 4112137 4112138

Parameter	Units	92682397002 Result	MS Spike Conc.	MSD Spike Conc.	MS Result	MSD Result	MS % Rec	MSD % Rec	% Rec Limits	RPD	Max RPD	Qual
Chloride	mg/L	14.5	50	50	62.4	63.0	96	97	90-110	1	10	
Fluoride	mg/L	0.27	2.5	2.5	2.6	2.6	92	93	90-110	2	10	
Sulfate	mg/L	290	50	50	327	328	73	75	90-110	0	10	M1

MATRIX SPIKE & MATRIX SPIKE DUPLICATE: 4112139 4112140

Parameter	Units	92682398009 Result	MS Spike Conc.	MSD Spike Conc.	MS Result	MSD Result	MS % Rec	MSD % Rec	% Rec Limits	RPD	Max RPD	Qual
Chloride	mg/L	13.6	50	50	61.8	62.0	96	97	90-110	0	10	
Fluoride	mg/L	1.5	2.5	2.5	3.8	3.9	95	96	90-110	1	10	
Sulfate	mg/L	0.62J	50	50	47.3	47.5	93	94	90-110	1	10	

Results presented on this page are in the units indicated by the "Units" column except where an alternate unit is presented to the right of the result.

This report shall not be reproduced, except in full,
without the written consent of Pace Analytical Services, LLC.

Pace Analytical Services, LLC
9800 Kincey Ave. Suite 100
Huntersville, NC 28078
(704)875-9092

QUALIFIERS

Project: Hammond AP-1 (CCR-CA)
Pace Project No.: 92682397

DEFINITIONS

DF - Dilution Factor, if reported, represents the factor applied to the reported data due to dilution of the sample aliquot.

ND - Not Detected at or above adjusted reporting limit.

TNTC - Too Numerous To Count

J - Estimated concentration above the adjusted method detection limit and below the adjusted reporting limit.

MDL - Adjusted Method Detection Limit.

PQL - Practical Quantitation Limit.

RL - Reporting Limit - The lowest concentration value that meets project requirements for quantitative data with known precision and bias for a specific analyte in a specific matrix.

S - Surrogate

1,2-Diphenylhydrazine decomposes to and cannot be separated from Azobenzene using Method 8270. The result for each analyte is a combined concentration.

Consistent with EPA guidelines, unrounded data are displayed and have been used to calculate % recovery and RPD values.

LCS(D) - Laboratory Control Sample (Duplicate)

MS(D) - Matrix Spike (Duplicate)

DUP - Sample Duplicate

RPD - Relative Percent Difference

NC - Not Calculable.

SG - Silica Gel - Clean-Up

U - Indicates the compound was analyzed for, but not detected.

Acid preservation may not be appropriate for 2 Chloroethylvinyl ether.

A separate vial preserved to a pH of 4-5 is recommended in SW846 Chapter 4 for the analysis of Acrolein and Acrylonitrile by EPA Method 8260.

N-Nitrosodiphenylamine decomposes and cannot be separated from Diphenylamine using Method 8270. The result reported for each analyte is a combined concentration.

Reported results are not rounded until the final step prior to reporting. Therefore, calculated parameters that are typically reported as "Total" may vary slightly from the sum of the reported component parameters.

Pace Analytical is TNI accredited. Contact your Pace PM for the current list of accredited analytes.

TNI - The NELAC Institute.

ANALYTE QUALIFIERS

M1	Matrix spike recovery exceeded QC limits. Batch accepted based on laboratory control sample (LCS) recovery.
R1	RPD value was outside control limits.

This report shall not be reproduced, except in full,
without the written consent of Pace Analytical Services, LLC.

Pace Analytical Services, LLC
9800 Kincey Ave. Suite 100
Huntersville, NC 28078
(704)875-9092

QUALITY CONTROL DATA CROSS REFERENCE TABLE

Project: Hammond AP-1 (CCR-CA)
Pace Project No.: 92682397

Lab ID	Sample ID	QC Batch Method	QC Batch	Analytical Method	Analytical Batch
92682397001	**HAM-PT-07**	EPA 3010A	793618	EPA 6010D	794582
92682397002	**HAM-PT-08**	EPA 3010A	793618	EPA 6010D	794582
92682397003	**HAM-PT-09**	EPA 3010A	793618	EPA 6010D	794582
92682397004	**HAM-PT-10**	EPA 3010A	795409	EPA 6010D	795455
92682397007	**HAM-AP1-FD-06**	EPA 3010A	795409	EPA 6010D	795455
92682397008	**HAM-AP1-FB-06**	EPA 3010A	795409	EPA 6010D	795455
92682397001	**HAM-PT-07**	EPA 3005A	794002	EPA 6020B	794064
92682397002	**HAM-PT-08**	EPA 3005A	794002	EPA 6020B	794064
92682397003	**HAM-PT-09**	EPA 3005A	794002	EPA 6020B	794064
92682397004	**HAM-PT-10**	EPA 3005A	794002	EPA 6020B	794064
92682397005	**HAM-MW-53**	EPA 3005A	794177	EPA 6020B	794304
92682397006	**HAM-MW-54**	EPA 3005A	794177	EPA 6020B	794304
92682397007	**HAM-AP1-FD-06**	EPA 3005A	794177	EPA 6020B	794304
92682397008	**HAM-AP1-FB-06**	EPA 3005A	794177	EPA 6020B	794304
92682397001	**HAM-PT-07**	EPA 7470A	794154	EPA 7470A	794256
92682397002	**HAM-PT-08**	EPA 7470A	794154	EPA 7470A	794256
92682397003	**HAM-PT-09**	EPA 7470A	794154	EPA 7470A	794256
92682397004	**HAM-PT-10**	EPA 7470A	794154	EPA 7470A	794256
92682397007	**HAM-AP1-FD-06**	EPA 7470A	794154	EPA 7470A	794256
92682397008	**HAM-AP1-FB-06**	EPA 7470A	794154	EPA 7470A	794256
92682397001	**HAM-PT-07**	SM 2540C-2015	793700		
92682397002	**HAM-PT-08**	SM 2540C-2015	793700		
92682397003	**HAM-PT-09**	SM 2540C-2015	793700		
92682397004	**HAM-PT-10**	SM 2540C-2015	793700		
92682397007	**HAM-AP1-FD-06**	SM 2540C-2015	793700		
92682397008	**HAM-AP1-FB-06**	SM 2540C-2015	793700		
92682397001	**HAM-PT-07**	SM 2320B-2011	793896		
92682397002	**HAM-PT-08**	SM 2320B-2011	793896		
92682397003	**HAM-PT-09**	SM 2320B-2011	793896		
92682397004	**HAM-PT-10**	SM 2320B-2011	793896		
92682397007	**HAM-AP1-FD-06**	SM 2320B-2011	793896		
92682397008	**HAM-AP1-FB-06**	SM 2320B-2011	793896		
92682397001	**HAM-PT-07**	SM 4500-S2D-2011	793500		
92682397002	**HAM-PT-08**	SM 4500-S2D-2011	793500		
92682397003	**HAM-PT-09**	SM 4500-S2D-2011	793500		
92682397004	**HAM-PT-10**	SM 4500-S2D-2011	793500		
92682397007	**HAM-AP1-FD-06**	SM 4500-S2D-2011	793500		
92682397008	**HAM-AP1-FB-06**	SM 4500-S2D-2011	793500		
92682397001	**HAM-PT-07**	EPA 300.0 Rev 2.1 1993	793550		
92682397002	**HAM-PT-08**	EPA 300.0 Rev 2.1 1993	793553		
92682397003	**HAM-PT-09**	EPA 300.0 Rev 2.1 1993	793553		
92682397004	**HAM-PT-10**	EPA 300.0 Rev 2.1 1993	793553		
92682397007	**HAM-AP1-FD-06**	EPA 300.0 Rev 2.1 1993	793553		
92682397008	**HAM-AP1-FB-06**	EPA 300.0 Rev 2.1 1993	793553		

This report shall not be reproduced, except in full,
without the written consent of Pace Analytical Services, LLC.

Pace ANALYTICAL SERVICES

DC#_Title: ENV-FRM-HUN1-0083 v02_Sample Condition Upon Receipt

Effective Date: 11/14/2022

Laboratory receiving samples:

Asheville ☐ Eden ☐ Greenwood ☐ Huntersville ☐ Raleigh ☐ Mechanicsville ☐ Atlanta ☑ Kernersville ☐

Sample Condition Upon Receipt

Client Name: GA Power

Project # WO#: 92682397

92682397

Courier: ☐ Commercial ☐ Fed Ex ☐ UPS ☐ USPS ☐ Client ☑ Pace ☐ Other:

Custody Seal Present? ☐ Yes ☑ No **Seals Intact?** ☐ Yes ☐ No

Date/Initials Person Examining Contents: 8/11/23

Packing Material: ☐ Bubble Wrap ☐ Bubble Bags ☑ None ☐ Other

Biological Tissue Frozen? ☐ Yes ☐ No ☑ N/A

Thermometer: ☑ IR Gun ID: 230

Type of Ice: ☑ Wet ☐ Blue ☐ None

Cooler Temp: 3.1 **Correction Factor:** Add/Subtract (°C) 0.0

Cooler Temp Corrected (°C): 3.1

Temp should be above freezing to 6°C

☐ Samples out of temp criteria. Samples on ice, cooling process has begun

USDA Regulated Soil (☐ N/A, water sample)

Did samples originate in a quarantine zone within the United States: CA, NY, or SC (check maps)? ☐ Yes ☐ No

Did samples originate from a foreign source (internationally, including Hawaii and Puerto Rico)? ☐ Yes ☐ No

				Comments/Discrepancy:
Chain of Custody Present?	☑ Yes	☐ No	☐ N/A	1.
Samples Arrived within Hold Time?	☑ Yes	☐ No	☐ N/A	2.
Short Hold Time Analysis (<72 hr.)?	☑ Yes	☐ No	☐ N/A	3.
Rush Turn Around Time Requested?	☐ Yes	☑ No	☐ N/A	4.
Sufficient Volume?	☐ Yes	☑ No	☐ N/A	5.
Correct Containers Used?	☑ Yes	☐ No	☐ N/A	6.
-Pace Containers Used?	☑ Yes	☐ No	☐ N/A	
Containers Intact?	☑ Yes	☐ No	☐ N/A	7.
Dissolved analysis: Samples Field Filtered?	☐ Yes	☐ No	☑ N/A	8.
Sample Labels Match COC?	☑ Yes	☐ No	☐ N/A	9.
-Includes Date/Time/ID/Analysis Matrix: W				
Headspace in VOA Vials (>5-6mm)?	☐ Yes	☐ No	☑ N/A	10.
Trip Blank Present?	☐ Yes	☐ No	☑ N/A	11.
Trip Blank Custody Seals Present?	☐ Yes	☐ No	☑ N/A	

COMMENTS/SAMPLE DISCREPANCY

Field Data Required? ☐ Yes ☐ No

Lot ID of split containers:

CLIENT NOTIFICATION/RESOLUTION

Person contacted: Date/Time:

Project Manager SCURF Review: Date: 8/14/23

Project Manager SRF Review: Date: 8/14/23

Qualtrax ID: 69614

***Check mark top half of box if pH and/or dechlorination is verified and within the acceptance range for preservation samples.**

Exceptions: VOA, Coliform, TOC, Oil and Grease, DRO/8015 (water) DOC, LLHg

****Bottom half of box is to list number of bottles**

*****Check all unpreserved Nitrates for chlorine**

Project # WO#: 92682397
PM: BV Due Date: 08/28/23
CLIENT: 92- GR-HAM

Item#	BP4U-125 mL Plastic Unpreserved (N/A) (Cl-)	BP3U-250 mL Plastic Unpreserved (N/A)	BP2U-500 mL Plastic Unpreserved (N/A)	BP1U-1 liter Plastic Unpreserved (N/A)	BP4S-125 mL Plastic H2SO4 (pH < 2) (Cl-)	BP3N-250 mL plastic HNO3 (pH < 2)	BP4Z-125 mL Plastic ZN Acetate & NaOH (>9)	BP4B-125 mL Plastic NaOH (pH > 12) (Cl-)	WGFU-Wide-mouthed Glass jar Unpreserved	AG1U-1 liter Amber Unpreserved (N/A) (Cl-)	AG1H-1 liter Amber HCl (pH < 2)	AG3U-250 mL Amber Unpreserved (N/A) (Cl-)	AG1S-1 liter Amber H2SO4 (pH < 2)	AG3S-250 mL Amber H2SO4 (pH < 2)	DG94-40 mL Amber NH4Cl (N/A)(Cl-)	DG9H-40 mL VOA HCl (N/A)	VG9T-40 mL VOA Na2S2O3 (N/A)	VG9U-40 mL VOA Unpreserved (N/A)	DG9V-40 mL VOA H3PO4 (N/A)	KP7U-50 mL Plastic Unpreserved (N/A)	V/GK (3 vials per kit)-VPH/Gas kit (N/A)	SP5T-125 mL Sterile Plastic (N/A – lab)	SP2T-250 mL Sterile Plastic (N/A – lab)		BP3R-250 mL Plastic (NH2)2SO4 (9.3-9.7)	AG0U-100 mL Amber Unpreserved (N/A) (Cl-)	VSGU-20 mL Scintillation vials (N/A)	DG9U-40 mL Amber Unpreserved vials (N/A)
1		2	1			✓	✓																						
2		2	1			✓	✓																						
3		2	1			✓	✓																						
4		2	1			✓	✓																						
5						✓																							
6						✓																							
7		2	1			✓	✓																						
8		2	1			✓	✓																						
9																													
10																													
11																													
12																													

pH Adjustment Log for Preserved Samples

Sample ID	Type of Preservative	pH upon receipt	Date preservation adjusted	Time preservation adjusted	Amount of Preservative added	Lot #

Note: Whenever there is a discrepancy affecting North Carolina compliance samples, a copy of this form will be sent to the North Carolina DENR Certification Office (i.e. Out of hold, incorrect preservative, out of temp, incorrect containers.

Pace Analytical

CHAIN-OF-CUSTODY / Analytical Request Document

The Chain-of-Custody is a LEGAL DOCUMENT. All relevant fields must be completed accurately.

Page: 1 of 1

Section A Required Client Information:

Company:	GA Power
Address:	Atlanta, GA
Email To:	SCS Contacts
Phone:	Fax:
Requested Due Date/TAT:	10 Day

Section B Required Project Information:

Report To:	SCS Contacts
Copy To:	Geosyntec Contacts
Purchase Order No.:	
Project Name:	Hammond AP-1
Project Number:	

Section C Invoice Information:

Attention:	Southern Co.
Company Name:	
Address:	
Pace Quote Reference:	
Pace Project Manager:	Bonnie Vang
Pace Profile #:	10839

REGULATORY AGENCY

☐ NPDES ☐ GROUND WATER ☐ DRINKING WATER
☐ UST ☐ RCRA ☑ OTHER CCR

Site Location STATE: GA

Section D Required Client Information

Valid Matrix Codes

MATRIX	CODE
DRINKING WATER	DW
WATER	WT
WASTE WATER	WW
PRODUCT	P
SOIL/SOLID	SL
OIL	OL
WIPE	WP
AIR	AR
OTHER	OT
TISSUE	TS

SAMPLE ID (A-Z, 0-9 / ,-) Sample IDs MUST BE UNIQUE

Requested Analysis Filtered (Y/N): Chloride, Fluoride, Sulfate (N); Full App. III and IV metals (N); Major Ions (Profile 10839-2) (N); TDS (N); Boron and Molybdenum (N); Boron and Arsenic (N)

ITEM #	SAMPLE ID	MATRIX CODE (see valid codes to left)	SAMPLE TYPE (G=GRAB C=COMP)	COLLECTED COMPOSITE DATE	COLLECTED COMPOSITE TIME	COLLECTED COMPOSITE DATE	COLLECTED COMPOSITE TIME	SAMPLE TEMP AT COLLECTION	# OF CONTAINERS	Unpreserved	H_2SO_4	HNO_3	HCl	NaOH	$Na_2S_2O_3$	Methanol	Other	Chloride, Fluoride, Sulfate	Full App. III and IV metals	Major Ions (Profile 10839-2)	TDS	Boron and Molybdenum	Boron and Arsenic	Residual Chlorine (Y/N)	Pace Project No./ Lab I.D. 92682397
1	HAM-PT-07	WG	G	8/9/2023	1759			21	5	3		1					1	X	X	X	X			N	001
2	HAM-PT-08	WG	G	8/9/2023	1050			21	5	3		1					1	X	X	X	X			N	002
3	HAM-PT-09	WG	G	8/9/2023	1442			22	5	3		1					1	X	X	X	X			N	003
4	HAM-PT-10	WG	G	8/9/2023	1305			22	5	3		1					1	X	X	X	X			N	004
5	HAM-MW-53	WG	G	8/9/2023	1640			20	1			1										X		N	005
6	HAM-MW-54	WG	G	8/9/2023	1651			23	1			1											X	N	006
7	HAM-AP1-FD-06	WG	G	8/9/2023	0000			22	5	3		1					1	X	X	X	X			N	007
8	HAM-AP1-FB-06	WQ	G	8/9/2023	1650	TK 8/9/2023		22	5	3		1					1	X	X	X	X			N	008
9																									Last Sample
10																									
11																									
12						TK 8/9/2023																			

ADDITIONAL COMMENTS	RELINQUISHED BY / AFFILIATION	DATE	TIME	ACCEPTED BY / AFFILIATION	DATE	TIME	SAMPLE CONDITIONS
Task Code: HAM-CCR-CA-20230809	[signature] / Geosyntec	8/11/2023	1312	Ryan Williams / Pace	8/11/2023	1312	
	Ryan Williams / Pace	8/11/2023	1535	[signature]	8/11/23	1535	

SAMPLER NAME AND SIGNATURE

PRINT Name of SAMPLER: Thomas Kessler, Elisabeth McDonnell / Geosyntec Consultants, Inc.

SIGNATURE of SAMPLER: [signature] DATE Signed (MM/DD/YY): 08/09/2023

Temp in °C | Received on Ice (Y/N) | Custody Sealed Cooler (Y/N) | Samples Intact (Y/N)

*Important Note: By signing this form you are accepting Pace's NET 30 day payment terms and agreeing to late charges of 1.5% per month for any invoices not paid within 30 days.

Pace Analytical Services, LLC
9800 Kincey Ave. Suite 100
Huntersville, NC 28078
(704)875-9092

May 10, 2024

Kristen Jurinko
Southern Company
241 Ralph McGill Blvd NE
Bin 10160
Atlanta, GA 30308

RE: Project: Hammond AP-1
Pace Project No.: 92728841

Dear Kristen Jurinko:

Enclosed are the analytical results for sample(s) received by the laboratory on May 03, 2024. The results relate only to the samples included in this report. Results reported herein conform to the applicable TNI/NELAC Standards and the laboratory's Quality Manual, where applicable, unless otherwise noted in the body of the report.

The test results provided in this final report were generated by each of the following laboratories within the Pace Network:

- Pace Analytical Services - Asheville
- Pace Analytical Services - Peachtree Corners, GA

If you have any questions concerning this report, please feel free to contact me.

Sincerely,

Tyriek Hooks for
Bonnie Vang
bonnie.vang@pacelabs.com
704-977-0968
Project Manager

Enclosures

cc: Kip Gray, Geosyntec
Christine Hug, Geosyntec Consultants, Inc.
Thomas Kessler, Geosyntec Consultants
Whitney Law, Geosyntec Consultants
Laura Midkiff, Southern Company
Caroline Nelson, Geosyntec Consultants, Inc
Anthony Szwast, Geosyntec Consultants

REPORT OF LABORATORY ANALYSIS

This report shall not be reproduced, except in full,
without the written consent of Pace Analytical Services, LLC.

Pace Analytical Services, LLC
9800 Kincey Ave. Suite 100
Huntersville, NC 28078
(704)875-9092

CERTIFICATIONS

Project:	Hammond AP-1
Pace Project No.:	92728841

Pace Analytical Services Asheville

2225 Riverside Drive, Asheville, NC 28804
Florida/NELAP Certification #: E87648
North Carolina Drinking Water Certification #: 37712
North Carolina Wastewater Certification #: 40
South Carolina Laboratory ID: 99030
South Carolina Certification #: 99030001
Virginia/VELAP Certification #: 460222

Pace Analytical Services Peachtree Corners

110 Technology Pkwy, Peachtree Corners, GA 30092
Florida DOH Certification #: E87315
Georgia DW Inorganics Certification #: 812
North Carolina Certification #: 381
South Carolina Certification #: 98011001
Virginia Certification #: 460204

This report shall not be reproduced, except in full,
without the written consent of Pace Analytical Services, LLC.

Pace Analytical Services, LLC
9800 Kincey Ave. Suite 100
Huntersville, NC 28078
(704)875-9092

SAMPLE SUMMARY

Project: Hammond AP-1
Pace Project No.: 92728841

Lab ID	Sample ID	Matrix	Date Collected	Date Received
92728841001	**HAM-INW-04**	Water	05/02/24 14:18	05/03/24 13:20
92728841002	**HAM-INW-05**	Water	05/02/24 09:55	05/03/24 13:20
92728841003	**HAM-PT-08**	Water	05/02/24 12:35	05/03/24 13:20
92728841004	**HAM-PT-14**	Water	05/02/24 12:06	05/03/24 13:20
92728841005	**HAM-PT-15**	Water	05/02/24 15:40	05/03/24 13:20
92728841006	**HAM-AP1-EB-01**	Water	05/02/24 15:20	05/03/24 13:20
92728841007	**HAM-AP1-FB-01**	Water	05/02/24 15:15	05/03/24 13:20
92728841008	**HAM-AP1-FD-01**	Water	05/02/24 00:00	05/03/24 13:20

This report shall not be reproduced, except in full,
without the written consent of Pace Analytical Services, LLC.

Pace Analytical Services, LLC
9800 Kincey Ave. Suite 100
Huntersville, NC 28078
(704)875-9092

SAMPLE ANALYTE COUNT

Project: Hammond AP-1
Pace Project No.: 92728841

Lab ID	Sample ID	Method	Analysts	Analytes Reported
92728841001	**HAM-INW-04**	EPA 6010D	AJM	6
		EPA 6020B	CW1	13
		EPA 7470A	VB	1
		SM 2320B-2011	YEG	3
		SM 2540C-2015	CMW1	1
		SM 4500-S2D-2011	JP1	1
		EPA 300.0 Rev 2.1 1993	CDC	3
92728841002	**HAM-INW-05**	EPA 6010D	AJM	6
		EPA 6020B	CW1	13
		EPA 7470A	VB	1
		SM 2320B-2011	YEG	3
		SM 2540C-2015	CMW1	1
		SM 4500-S2D-2011	JP1	1
		EPA 300.0 Rev 2.1 1993	CDC	3
92728841003	**HAM-PT-08**	EPA 6010D	AJM	6
		EPA 6020B	CW1	13
		EPA 7470A	VB	1
		SM 2320B-2011	YEG	3
		SM 2540C-2015	CMW1	1
		SM 4500-S2D-2011	JP1	1
		EPA 300.0 Rev 2.1 1993	CDC	3
92728841004	**HAM-PT-14**	EPA 6010D	AJM	6
		EPA 6020B	CW1	13
		EPA 7470A	VB	1
		SM 2320B-2011	YEG	3
		SM 2540C-2015	CMW1	1
		SM 4500-S2D-2011	JP1	1
		EPA 300.0 Rev 2.1 1993	CDC	3
92728841005	**HAM-PT-15**	EPA 6010D	AJM, DRB	6
		EPA 6020B	CW1	13
		EPA 7470A	VB	1
		SM 2320B-2011	YEG	3
		SM 2540C-2015	CMW1	1
		SM 4500-S2D-2011	JP1	1
		EPA 300.0 Rev 2.1 1993	CDC	3
92728841006	**HAM-AP1-EB-01**	EPA 6010D	AJM	6
		EPA 6020B	CW1	13

This report shall not be reproduced, except in full,
without the written consent of Pace Analytical Services, LLC.

Pace Analytical Services, LLC
9800 Kincey Ave. Suite 100
Huntersville, NC 28078
(704)875-9092

SAMPLE ANALYTE COUNT

Project: Hammond AP-1
Pace Project No.: 92728841

Lab ID	Sample ID	Method	Analysts	Analytes Reported
		EPA 7470A	VB	1
		SM 2320B-2011	YEG	3
		SM 2540C-2015	CMW1	1
		SM 4500-S2D-2011	JP1	1
		EPA 300.0 Rev 2.1 1993	CDC	3
92728841007	**HAM-AP1-FB-01**	EPA 6010D	AJM	6
		EPA 6020B	CW1	13
		EPA 7470A	VB	1
		SM 2320B-2011	YEG	3
		SM 2540C-2015	CMW1	1
		SM 4500-S2D-2011	JP1	1
		EPA 300.0 Rev 2.1 1993	CDC	3
92728841008	**HAM-AP1-FD-01**	EPA 6010D	AJM	6
		EPA 6020B	CW1	13
		EPA 7470A	VB	1
		SM 2320B-2011	YEG	3
		SM 2540C-2015	CMW1	1
		SM 4500-S2D-2011	JP1	1
		EPA 300.0 Rev 2.1 1993	CDC	3

PASI-A = Pace Analytical Services - Asheville
PASI-GA = Pace Analytical Services - Peachtree Corners, GA

This report shall not be reproduced, except in full,
without the written consent of Pace Analytical Services, LLC.

Pace Analytical Services, LLC
9800 Kincey Ave. Suite 100
Huntersville, NC 28078
(704)875-9092

SUMMARY OF DETECTION

Project: Hammond AP-1
Pace Project No.: 92728841

Lab Sample ID Method	Client Sample ID Parameters	Result	Units	Report Limit	Analyzed	Qualifiers
92728841001	**HAM-INW-04**					
EPA 6010D	Iron	10.3	mg/L	0.040	05/06/24 22:08	
EPA 6010D	Manganese	4.2	mg/L	0.040	05/06/24 22:08	
EPA 6010D	Potassium	5.4	mg/L	0.50	05/06/24 22:08	
EPA 6010D	Sodium	6.9	mg/L	1.0	05/06/24 22:08	
EPA 6010D	Calcium	110	mg/L	1.0	05/06/24 22:08	
EPA 6010D	Magnesium	13.5	mg/L	0.050	05/06/24 22:08	
EPA 6020B	Arsenic	0.21	mg/L	0.0050	05/06/24 14:29	
EPA 6020B	Barium	0.042	mg/L	0.0050	05/06/24 14:29	
EPA 6020B	Boron	0.61	mg/L	0.040	05/06/24 14:29	
EPA 6020B	Cobalt	0.029	mg/L	0.0050	05/06/24 14:29	
EPA 6020B	Lithium	0.048	mg/L	0.030	05/06/24 14:29	
EPA 6020B	Molybdenum	0.016	mg/L	0.010	05/06/24 14:29	
EPA 6020B	Selenium	0.0016J	mg/L	0.0050	05/06/24 14:29	B
EPA 6020B	Thallium	0.00048J	mg/L	0.0010	05/06/24 14:29	
SM 2320B-2011	Alkalinity,Bicarbonate (CaCO3)	128	mg/L	5.0	05/07/24 16:02	
SM 2320B-2011	Alkalinity, Total as CaCO3	128	mg/L	5.0	05/07/24 16:02	
SM 2540C-2015	Total Dissolved Solids	482	mg/L	25.0	05/07/24 15:51	
EPA 300.0 Rev 2.1 1993	Chloride	8.0	mg/L	1.0	05/07/24 13:54	
EPA 300.0 Rev 2.1 1993	Fluoride	0.47	mg/L	0.10	05/07/24 13:54	M1
EPA 300.0 Rev 2.1 1993	Sulfate	180	mg/L	4.0	05/08/24 00:06	M1
92728841002	**HAM-INW-05**					
EPA 6010D	Iron	17.3	mg/L	0.040	05/06/24 22:13	M1
EPA 6010D	Manganese	3.6	mg/L	0.040	05/06/24 22:13	
EPA 6010D	Potassium	5.2	mg/L	0.50	05/06/24 22:13	M1
EPA 6010D	Sodium	6.5	mg/L	1.0	05/06/24 22:13	M1
EPA 6010D	Calcium	108	mg/L	1.0	05/06/24 22:13	M1
EPA 6010D	Magnesium	12.6	mg/L	0.050	05/06/24 22:13	M1
EPA 6020B	Antimony	0.00098J	mg/L	0.0030	05/06/24 14:44	
EPA 6020B	Arsenic	0.24	mg/L	0.0050	05/06/24 14:44	
EPA 6020B	Barium	0.032	mg/L	0.0050	05/06/24 14:44	
EPA 6020B	Beryllium	0.000099J	mg/L	0.00050	05/06/24 14:44	
EPA 6020B	Boron	0.54	mg/L	0.040	05/06/24 14:44	
EPA 6020B	Cobalt	0.028	mg/L	0.0050	05/06/24 14:44	
EPA 6020B	Lithium	0.060	mg/L	0.030	05/06/24 14:44	
EPA 6020B	Molybdenum	0.0094J	mg/L	0.010	05/06/24 14:44	
EPA 6020B	Selenium	0.0015J	mg/L	0.0050	05/06/24 14:44	B
SM 2320B-2011	Alkalinity,Bicarbonate (CaCO3)	109	mg/L	5.0	05/07/24 16:12	
SM 2320B-2011	Alkalinity, Total as CaCO3	109	mg/L	5.0	05/07/24 16:12	
SM 2540C-2015	Total Dissolved Solids	526	mg/L	25.0	05/07/24 15:51	
EPA 300.0 Rev 2.1 1993	Chloride	6.0	mg/L	1.0	05/07/24 14:38	
EPA 300.0 Rev 2.1 1993	Fluoride	0.59	mg/L	0.10	05/07/24 14:38	
EPA 300.0 Rev 2.1 1993	Sulfate	206	mg/L	5.0	05/08/24 01:37	
92728841003	**HAM-PT-08**					
EPA 6010D	Iron	8.5	mg/L	0.040	05/06/24 22:32	
EPA 6010D	Manganese	3.9	mg/L	0.040	05/06/24 22:32	
EPA 6010D	Potassium	5.3	mg/L	0.50	05/06/24 22:32	

This report shall not be reproduced, except in full,
without the written consent of Pace Analytical Services, LLC.

Pace Analytical Services, LLC
9800 Kincey Ave. Suite 100
Huntersville, NC 28078
(704)875-9092

SUMMARY OF DETECTION

Project: Hammond AP-1
Pace Project No.: 92728841

Lab Sample ID Method	Client Sample ID Parameters	Result	Units	Report Limit	Analyzed	Qualifiers
92728841003	**HAM-PT-08**					
EPA 6010D	Sodium	7.2	mg/L	1.0	05/06/24 22:32	
EPA 6010D	Calcium	98.2	mg/L	1.0	05/06/24 22:32	
EPA 6010D	Magnesium	12.0	mg/L	0.050	05/06/24 22:32	
EPA 6020B	Arsenic	0.26	mg/L	0.0050	05/06/24 14:48	
EPA 6020B	Barium	0.045	mg/L	0.0050	05/06/24 14:48	
EPA 6020B	Boron	0.83	mg/L	0.040	05/06/24 14:48	
EPA 6020B	Cobalt	0.054	mg/L	0.0050	05/06/24 14:48	
EPA 6020B	Lithium	0.016J	mg/L	0.030	05/06/24 14:48	
EPA 6020B	Molybdenum	0.017	mg/L	0.010	05/06/24 14:48	
EPA 6020B	Selenium	0.0012J	mg/L	0.0050	05/06/24 14:48	B
SM 2320B-2011	Alkalinity,Bicarbonate (CaCO3)	108	mg/L	5.0	05/07/24 16:29	
SM 2320B-2011	Alkalinity, Total as CaCO3	108	mg/L	5.0	05/07/24 16:29	
SM 2540C-2015	Total Dissolved Solids	477	mg/L	25.0	05/07/24 15:58	
EPA 300.0 Rev 2.1 1993	Chloride	15.4	mg/L	1.0	05/07/24 14:53	
EPA 300.0 Rev 2.1 1993	Fluoride	0.36	mg/L	0.10	05/07/24 14:53	
EPA 300.0 Rev 2.1 1993	Sulfate	176	mg/L	4.0	05/08/24 01:51	
92728841004	**HAM-PT-14**					
EPA 6010D	Iron	13.7	mg/L	0.040	05/06/24 22:37	
EPA 6010D	Manganese	3.1	mg/L	0.040	05/06/24 22:37	
EPA 6010D	Potassium	5.4	mg/L	0.50	05/06/24 22:37	
EPA 6010D	Sodium	6.7	mg/L	1.0	05/06/24 22:37	
EPA 6010D	Calcium	101	mg/L	1.0	05/06/24 22:37	
EPA 6010D	Magnesium	12.7	mg/L	0.050	05/06/24 22:37	
EPA 6020B	Arsenic	0.22	mg/L	0.0050	05/06/24 14:51	
EPA 6020B	Barium	0.037	mg/L	0.0050	05/06/24 14:51	
EPA 6020B	Boron	0.51	mg/L	0.040	05/06/24 14:51	
EPA 6020B	Cobalt	0.021	mg/L	0.0050	05/06/24 14:51	
EPA 6020B	Lithium	0.055	mg/L	0.030	05/06/24 14:51	
EPA 6020B	Molybdenum	0.011	mg/L	0.010	05/06/24 14:51	
EPA 6020B	Selenium	0.0014J	mg/L	0.0050	05/06/24 14:51	B
SM 2320B-2011	Alkalinity,Bicarbonate (CaCO3)	121	mg/L	5.0	05/07/24 16:38	
SM 2320B-2011	Alkalinity, Total as CaCO3	121	mg/L	5.0	05/07/24 16:38	
SM 2540C-2015	Total Dissolved Solids	462	mg/L	25.0	05/07/24 15:58	
EPA 300.0 Rev 2.1 1993	Chloride	7.9	mg/L	1.0	05/07/24 15:08	
EPA 300.0 Rev 2.1 1993	Fluoride	0.43	mg/L	0.10	05/07/24 15:08	
EPA 300.0 Rev 2.1 1993	Sulfate	169	mg/L	4.0	05/08/24 02:06	
92728841005	**HAM-PT-15**					
EPA 6010D	Manganese	5.6	mg/L	0.040	05/07/24 15:31	
EPA 6010D	Iron	9.7	mg/L	0.040	05/06/24 22:41	
EPA 6010D	Potassium	5.2	mg/L	0.50	05/06/24 22:41	
EPA 6010D	Sodium	6.8	mg/L	1.0	05/06/24 22:41	
EPA 6010D	Calcium	141	mg/L	1.0	05/06/24 22:41	
EPA 6010D	Magnesium	15.6	mg/L	0.050	05/06/24 22:41	
EPA 6020B	Arsenic	0.41	mg/L	0.0050	05/06/24 14:55	
EPA 6020B	Barium	0.044	mg/L	0.0050	05/06/24 14:55	
EPA 6020B	Boron	0.75	mg/L	0.040	05/06/24 14:55	

This report shall not be reproduced, except in full,
without the written consent of Pace Analytical Services, LLC.

Pace Analytical Services, LLC
9800 Kincey Ave. Suite 100
Huntersville, NC 28078
(704)875-9092

SUMMARY OF DETECTION

Project: Hammond AP-1
Pace Project No.: 92728841

Lab Sample ID Method	Client Sample ID Parameters	Result	Units	Report Limit	Analyzed	Qualifiers
92728841005	**HAM-PT-15**					
EPA 6020B	Cobalt	0.052	mg/L	0.0050	05/06/24 14:55	
EPA 6020B	Lithium	0.051	mg/L	0.030	05/06/24 14:55	
EPA 6020B	Molybdenum	0.017	mg/L	0.010	05/06/24 14:55	
SM 2320B-2011	Alkalinity,Bicarbonate (CaCO3)	124	mg/L	5.0	05/07/24 16:47	
SM 2320B-2011	Alkalinity, Total as CaCO3	124	mg/L	5.0	05/07/24 16:47	
SM 2540C-2015	Total Dissolved Solids	638	mg/L	25.0	05/07/24 15:58	
EPA 300.0 Rev 2.1 1993	Chloride	11.8	mg/L	1.0	05/07/24 15:53	
EPA 300.0 Rev 2.1 1993	Fluoride	0.55	mg/L	0.10	05/07/24 15:53	
EPA 300.0 Rev 2.1 1993	Sulfate	278	mg/L	7.0	05/08/24 02:21	
92728841008	**HAM-AP1-FD-01**					
EPA 6010D	Iron	13.6	mg/L	0.040	05/06/24 23:05	
EPA 6010D	Manganese	3.1	mg/L	0.040	05/06/24 23:05	
EPA 6010D	Potassium	5.4	mg/L	0.50	05/06/24 23:05	
EPA 6010D	Sodium	6.7	mg/L	1.0	05/06/24 23:05	
EPA 6010D	Calcium	99.4	mg/L	1.0	05/06/24 23:05	
EPA 6010D	Magnesium	12.6	mg/L	0.050	05/06/24 23:05	
EPA 6020B	Arsenic	0.20	mg/L	0.0050	05/06/24 15:15	
EPA 6020B	Barium	0.036	mg/L	0.0050	05/06/24 15:15	
EPA 6020B	Boron	0.47	mg/L	0.040	05/06/24 15:15	
EPA 6020B	Cobalt	0.020	mg/L	0.0050	05/06/24 15:15	
EPA 6020B	Lithium	0.052	mg/L	0.030	05/06/24 15:15	
EPA 6020B	Molybdenum	0.010	mg/L	0.010	05/06/24 15:15	
SM 2320B-2011	Alkalinity,Bicarbonate (CaCO3)	122	mg/L	5.0	05/07/24 17:38	
SM 2320B-2011	Alkalinity, Total as CaCO3	122	mg/L	5.0	05/07/24 17:38	
SM 2540C-2015	Total Dissolved Solids	442	mg/L	25.0	05/07/24 15:59	
EPA 300.0 Rev 2.1 1993	Chloride	7.9	mg/L	1.0	05/07/24 16:08	
EPA 300.0 Rev 2.1 1993	Fluoride	0.42	mg/L	0.10	05/07/24 16:08	
EPA 300.0 Rev 2.1 1993	Sulfate	167	mg/L	4.0	05/08/24 02:35	

This report shall not be reproduced, except in full,
without the written consent of Pace Analytical Services, LLC.

Pace Analytical Services, LLC
9800 Kincey Ave. Suite 100
Huntersville, NC 28078
(704)875-9092

ANALYTICAL RESULTS

Project: Hammond AP-1
Pace Project No.: 92728841

Sample: HAM-INW-04 **Lab ID: 92728841001** Collected: 05/02/24 14:18 Received: 05/03/24 13:20 Matrix: Water

Parameters	Results	Units	Report Limit	MDL	DF	Prepared	Analyzed	CAS No.	Qual
6010D ATL ICP	Analytical Method: EPA 6010D Preparation Method: EPA 3010A Pace Analytical Services - Peachtree Corners, GA								
Iron	**10.3**	mg/L	0.040	0.025	1	05/04/24 10:00	05/06/24 22:08	7439-89-6	
Manganese	**4.2**	mg/L	0.040	0.011	1	05/04/24 10:00	05/06/24 22:08	7439-96-5	
Potassium	**5.4**	mg/L	0.50	0.15	1	05/04/24 10:00	05/06/24 22:08	7440-09-7	
Sodium	**6.9**	mg/L	1.0	0.58	1	05/04/24 10:00	05/06/24 22:08	7440-23-5	
Calcium	**110**	mg/L	1.0	0.12	1	05/04/24 10:00	05/06/24 22:08	7440-70-2	
Magnesium	**13.5**	mg/L	0.050	0.012	1	05/04/24 10:00	05/06/24 22:08	7439-95-4	
6020 MET ICPMS	Analytical Method: EPA 6020B Preparation Method: EPA 3005A Pace Analytical Services - Peachtree Corners, GA								
Antimony	ND	mg/L	0.0030	0.00054	1	05/04/24 09:50	05/06/24 14:29	7440-36-0	
Arsenic	**0.21**	mg/L	0.0050	0.00084	1	05/04/24 09:50	05/06/24 14:29	7440-38-2	
Barium	**0.042**	mg/L	0.0050	0.00047	1	05/04/24 09:50	05/06/24 14:29	7440-39-3	
Beryllium	ND	mg/L	0.00050	0.000094	1	05/04/24 09:50	05/06/24 14:29	7440-41-7	
Boron	**0.61**	mg/L	0.040	0.012	1	05/04/24 09:50	05/06/24 14:29	7440-42-8	
Cadmium	ND	mg/L	0.00050	0.00010	1	05/04/24 09:50	05/06/24 14:29	7440-43-9	
Chromium	ND	mg/L	0.0050	0.0019	1	05/04/24 09:50	05/06/24 14:29	7440-47-3	
Cobalt	**0.029**	mg/L	0.0050	0.00032	1	05/04/24 09:50	05/06/24 14:29	7440-48-4	
Lead	ND	mg/L	0.0010	0.00016	1	05/04/24 09:50	05/06/24 14:29	7439-92-1	
Lithium	**0.048**	mg/L	0.030	0.0016	1	05/04/24 09:50	05/06/24 14:29	7439-93-2	
Molybdenum	**0.016**	mg/L	0.010	0.00062	1	05/04/24 09:50	05/06/24 14:29	7439-98-7	
Selenium	**0.0016J**	mg/L	0.0050	0.00096	1	05/04/24 09:50	05/06/24 14:29	7782-49-2	B
Thallium	**0.00048J**	mg/L	0.0010	0.00038	1	05/04/24 09:50	05/06/24 14:29	7440-28-0	
7470 Mercury	Analytical Method: EPA 7470A Preparation Method: EPA 7470A Pace Analytical Services - Peachtree Corners, GA								
Mercury	ND	mg/L	0.00020	0.00013	1	05/06/24 12:30	05/06/24 16:54	7439-97-6	
2320B Alkalinity	Analytical Method: SM 2320B-2011 Pace Analytical Services - Asheville								
Alkalinity,Bicarbonate (CaCO3)	**128**	mg/L	5.0	5.0	1		05/07/24 16:02		
Alkalinity,Carbonate (CaCO3)	ND	mg/L	5.0	5.0	1		05/07/24 16:02		
Alkalinity, Total as CaCO3	**128**	mg/L	5.0	5.0	1		05/07/24 16:02		
2540C Total Dissolved Solids	Analytical Method: SM 2540C-2015 Pace Analytical Services - Asheville								
Total Dissolved Solids	**482**	mg/L	25.0	25.0	1		05/07/24 15:51		
4500S2D Sulfide Water	Analytical Method: SM 4500-S2D-2011 Pace Analytical Services - Asheville								
Sulfide	ND	mg/L	0.10	0.022	1		05/09/24 04:42	18496-25-8	
300.0 IC Anions 28 Days	Analytical Method: EPA 300.0 Rev 2.1 1993 Pace Analytical Services - Asheville								
Chloride	**8.0**	mg/L	1.0	0.60	1		05/07/24 13:54	16887-00-6	

REPORT OF LABORATORY ANALYSIS

This report shall not be reproduced, except in full,
without the written consent of Pace Analytical Services, LLC.

Pace Analytical Services, LLC
9800 Kincey Ave. Suite 100
Huntersville, NC 28078
(704)875-9092

ANALYTICAL RESULTS

Project: Hammond AP-1
Pace Project No.: 92728841

Sample: HAM-INW-04 **Lab ID: 92728841001** Collected: 05/02/24 14:18 Received: 05/03/24 13:20 Matrix: Water

Parameters	Results	Units	Report Limit	MDL	DF	Prepared	Analyzed	CAS No.	Qual
300.0 IC Anions 28 Days	Analytical Method: EPA 300.0 Rev 2.1 1993 Pace Analytical Services - Asheville								
Fluoride	**0.47**	mg/L	0.10	0.050	1		05/07/24 13:54	16984-48-8	M1
Sulfate	**180**	mg/L	4.0	2.0	4		05/08/24 00:06	14808-79-8	M1

This report shall not be reproduced, except in full,
without the written consent of Pace Analytical Services, LLC.

Pace Analytical Services, LLC
9800 Kincey Ave. Suite 100
Huntersville, NC 28078
(704)875-9092

ANALYTICAL RESULTS

Project: Hammond AP-1
Pace Project No.: 92728841

Sample: HAM-INW-05 **Lab ID: 92728841002** Collected: 05/02/24 09:55 Received: 05/03/24 13:20 Matrix: Water

Parameters	Results	Units	Report Limit	MDL	DF	Prepared	Analyzed	CAS No.	Qual
6010D ATL ICP	Analytical Method: EPA 6010D Preparation Method: EPA 3010A Pace Analytical Services - Peachtree Corners, GA								
Iron	**17.3**	mg/L	0.040	0.025	1	05/04/24 10:00	05/06/24 22:13	7439-89-6	M1
Manganese	**3.6**	mg/L	0.040	0.011	1	05/04/24 10:00	05/06/24 22:13	7439-96-5	
Potassium	**5.2**	mg/L	0.50	0.15	1	05/04/24 10:00	05/06/24 22:13	7440-09-7	M1
Sodium	**6.5**	mg/L	1.0	0.58	1	05/04/24 10:00	05/06/24 22:13	7440-23-5	M1
Calcium	**108**	mg/L	1.0	0.12	1	05/04/24 10:00	05/06/24 22:13	7440-70-2	M1
Magnesium	**12.6**	mg/L	0.050	0.012	1	05/04/24 10:00	05/06/24 22:13	7439-95-4	M1
6020 MET ICPMS	Analytical Method: EPA 6020B Preparation Method: EPA 3005A Pace Analytical Services - Peachtree Corners, GA								
Antimony	**0.00098J**	mg/L	0.0030	0.00054	1	05/04/24 09:50	05/06/24 14:44	7440-36-0	
Arsenic	**0.24**	mg/L	0.0050	0.00084	1	05/04/24 09:50	05/06/24 14:44	7440-38-2	
Barium	**0.032**	mg/L	0.0050	0.00047	1	05/04/24 09:50	05/06/24 14:44	7440-39-3	
Beryllium	**0.000099J**	mg/L	0.00050	0.000094	1	05/04/24 09:50	05/06/24 14:44	7440-41-7	
Boron	**0.54**	mg/L	0.040	0.012	1	05/04/24 09:50	05/06/24 14:44	7440-42-8	
Cadmium	ND	mg/L	0.00050	0.00010	1	05/04/24 09:50	05/06/24 14:44	7440-43-9	
Chromium	ND	mg/L	0.0050	0.0019	1	05/04/24 09:50	05/06/24 14:44	7440-47-3	
Cobalt	**0.028**	mg/L	0.0050	0.00032	1	05/04/24 09:50	05/06/24 14:44	7440-48-4	
Lead	ND	mg/L	0.0010	0.00016	1	05/04/24 09:50	05/06/24 14:44	7439-92-1	
Lithium	**0.060**	mg/L	0.030	0.0016	1	05/04/24 09:50	05/06/24 14:44	7439-93-2	
Molybdenum	**0.0094J**	mg/L	0.010	0.00062	1	05/04/24 09:50	05/06/24 14:44	7439-98-7	
Selenium	**0.0015J**	mg/L	0.0050	0.00096	1	05/04/24 09:50	05/06/24 14:44	7782-49-2	B
Thallium	ND	mg/L	0.0010	0.00038	1	05/04/24 09:50	05/06/24 14:44	7440-28-0	
7470 Mercury	Analytical Method: EPA 7470A Preparation Method: EPA 7470A Pace Analytical Services - Peachtree Corners, GA								
Mercury	ND	mg/L	0.00020	0.00013	1	05/06/24 12:30	05/06/24 16:57	7439-97-6	
2320B Alkalinity	Analytical Method: SM 2320B-2011 Pace Analytical Services - Asheville								
Alkalinity,Bicarbonate (CaCO3)	**109**	mg/L	5.0	5.0	1		05/07/24 16:12		
Alkalinity,Carbonate (CaCO3)	ND	mg/L	5.0	5.0	1		05/07/24 16:12		
Alkalinity, Total as CaCO3	**109**	mg/L	5.0	5.0	1		05/07/24 16:12		
2540C Total Dissolved Solids	Analytical Method: SM 2540C-2015 Pace Analytical Services - Asheville								
Total Dissolved Solids	**526**	mg/L	25.0	25.0	1		05/07/24 15:51		
4500S2D Sulfide Water	Analytical Method: SM 4500-S2D-2011 Pace Analytical Services - Asheville								
Sulfide	ND	mg/L	0.10	0.022	1		05/09/24 04:42	18496-25-8	
300.0 IC Anions 28 Days	Analytical Method: EPA 300.0 Rev 2.1 1993 Pace Analytical Services - Asheville								
Chloride	**6.0**	mg/L	1.0	0.60	1		05/07/24 14:38	16887-00-6	

This report shall not be reproduced, except in full,
without the written consent of Pace Analytical Services, LLC.

Pace Analytical Services, LLC
9800 Kincey Ave. Suite 100
Huntersville, NC 28078
(704)875-9092

ANALYTICAL RESULTS

Project: Hammond AP-1
Pace Project No.: 92728841

Sample: HAM-INW-05 **Lab ID: 92728841002** Collected: 05/02/24 09:55 Received: 05/03/24 13:20 Matrix: Water

Parameters	Results	Units	Report Limit	MDL	DF	Prepared	Analyzed	CAS No.	Qual
300.0 IC Anions 28 Days	Analytical Method: EPA 300.0 Rev 2.1 1993 Pace Analytical Services - Asheville								
Fluoride	**0.59**	mg/L	0.10	0.050	1		05/07/24 14:38	16984-48-8	
Sulfate	**206**	mg/L	5.0	2.5	5		05/08/24 01:37	14808-79-8	

This report shall not be reproduced, except in full,
without the written consent of Pace Analytical Services, LLC.

Pace Analytical Services, LLC
9800 Kincey Ave. Suite 100
Huntersville, NC 28078
(704)875-9092

ANALYTICAL RESULTS

Project: Hammond AP-1
Pace Project No.: 92728841

Sample: HAM-PT-08 **Lab ID: 92728841003** Collected: 05/02/24 12:35 Received: 05/03/24 13:20 Matrix: Water

Parameters	Results	Units	Report Limit	MDL	DF	Prepared	Analyzed	CAS No.	Qual
6010D ATL ICP	Analytical Method: EPA 6010D Preparation Method: EPA 3010A Pace Analytical Services - Peachtree Corners, GA								
Iron	**8.5**	mg/L	0.040	0.025	1	05/04/24 10:00	05/06/24 22:32	7439-89-6	
Manganese	**3.9**	mg/L	0.040	0.011	1	05/04/24 10:00	05/06/24 22:32	7439-96-5	
Potassium	**5.3**	mg/L	0.50	0.15	1	05/04/24 10:00	05/06/24 22:32	7440-09-7	
Sodium	**7.2**	mg/L	1.0	0.58	1	05/04/24 10:00	05/06/24 22:32	7440-23-5	
Calcium	**98.2**	mg/L	1.0	0.12	1	05/04/24 10:00	05/06/24 22:32	7440-70-2	
Magnesium	**12.0**	mg/L	0.050	0.012	1	05/04/24 10:00	05/06/24 22:32	7439-95-4	
6020 MET ICPMS	Analytical Method: EPA 6020B Preparation Method: EPA 3005A Pace Analytical Services - Peachtree Corners, GA								
Antimony	ND	mg/L	0.0030	0.00054	1	05/04/24 09:50	05/06/24 14:48	7440-36-0	
Arsenic	**0.26**	mg/L	0.0050	0.00084	1	05/04/24 09:50	05/06/24 14:48	7440-38-2	
Barium	**0.045**	mg/L	0.0050	0.00047	1	05/04/24 09:50	05/06/24 14:48	7440-39-3	
Beryllium	ND	mg/L	0.00050	0.000094	1	05/04/24 09:50	05/06/24 14:48	7440-41-7	
Boron	**0.83**	mg/L	0.040	0.012	1	05/04/24 09:50	05/06/24 14:48	7440-42-8	
Cadmium	ND	mg/L	0.00050	0.00010	1	05/04/24 09:50	05/06/24 14:48	7440-43-9	
Chromium	ND	mg/L	0.0050	0.0019	1	05/04/24 09:50	05/06/24 14:48	7440-47-3	
Cobalt	**0.054**	mg/L	0.0050	0.00032	1	05/04/24 09:50	05/06/24 14:48	7440-48-4	
Lead	ND	mg/L	0.0010	0.00016	1	05/04/24 09:50	05/06/24 14:48	7439-92-1	
Lithium	**0.016J**	mg/L	0.030	0.0016	1	05/04/24 09:50	05/06/24 14:48	7439-93-2	
Molybdenum	**0.017**	mg/L	0.010	0.00062	1	05/04/24 09:50	05/06/24 14:48	7439-98-7	
Selenium	**0.0012J**	mg/L	0.0050	0.00096	1	05/04/24 09:50	05/06/24 14:48	7782-49-2	B
Thallium	ND	mg/L	0.0010	0.00038	1	05/04/24 09:50	05/06/24 14:48	7440-28-0	
7470 Mercury	Analytical Method: EPA 7470A Preparation Method: EPA 7470A Pace Analytical Services - Peachtree Corners, GA								
Mercury	ND	mg/L	0.00020	0.00013	1	05/06/24 12:30	05/06/24 16:59	7439-97-6	
2320B Alkalinity	Analytical Method: SM 2320B-2011 Pace Analytical Services - Asheville								
Alkalinity,Bicarbonate (CaCO3)	**108**	mg/L	5.0	5.0	1		05/07/24 16:29		
Alkalinity,Carbonate (CaCO3)	ND	mg/L	5.0	5.0	1		05/07/24 16:29		
Alkalinity, Total as CaCO3	**108**	mg/L	5.0	5.0	1		05/07/24 16:29		
2540C Total Dissolved Solids	Analytical Method: SM 2540C-2015 Pace Analytical Services - Asheville								
Total Dissolved Solids	**477**	mg/L	25.0	25.0	1		05/07/24 15:58		
4500S2D Sulfide Water	Analytical Method: SM 4500-S2D-2011 Pace Analytical Services - Asheville								
Sulfide	ND	mg/L	0.10	0.022	1		05/09/24 04:42	18496-25-8	
300.0 IC Anions 28 Days	Analytical Method: EPA 300.0 Rev 2.1 1993 Pace Analytical Services - Asheville								
Chloride	**15.4**	mg/L	1.0	0.60	1		05/07/24 14:53	16887-00-6	

This report shall not be reproduced, except in full,
without the written consent of Pace Analytical Services, LLC.

Pace Analytical Services, LLC
9800 Kincey Ave. Suite 100
Huntersville, NC 28078
(704)875-9092

ANALYTICAL RESULTS

Project: Hammond AP-1
Pace Project No.: 92728841

Sample: HAM-PT-08 **Lab ID: 92728841003** Collected: 05/02/24 12:35 Received: 05/03/24 13:20 Matrix: Water

Parameters	Results	Units	Report Limit	MDL	DF	Prepared	Analyzed	CAS No.	Qual
300.0 IC Anions 28 Days	Analytical Method: EPA 300.0 Rev 2.1 1993 Pace Analytical Services - Asheville								
Fluoride	**0.36**	mg/L	0.10	0.050	1		05/07/24 14:53	16984-48-8	
Sulfate	**176**	mg/L	4.0	2.0	4		05/08/24 01:51	14808-79-8	

This report shall not be reproduced, except in full,
without the written consent of Pace Analytical Services, LLC.

Pace Analytical Services, LLC
9800 Kincey Ave. Suite 100
Huntersville, NC 28078
(704)875-9092

ANALYTICAL RESULTS

Project: Hammond AP-1
Pace Project No.: 92728841

Sample: HAM-PT-14 **Lab ID: 92728841004** Collected: 05/02/24 12:06 Received: 05/03/24 13:20 Matrix: Water

Parameters	Results	Units	Report Limit	MDL	DF	Prepared	Analyzed	CAS No.	Qual
6010D ATL ICP	Analytical Method: EPA 6010D Preparation Method: EPA 3010A Pace Analytical Services - Peachtree Corners, GA								
Iron	**13.7**	mg/L	0.040	0.025	1	05/04/24 10:00	05/06/24 22:37	7439-89-6	
Manganese	**3.1**	mg/L	0.040	0.011	1	05/04/24 10:00	05/06/24 22:37	7439-96-5	
Potassium	**5.4**	mg/L	0.50	0.15	1	05/04/24 10:00	05/06/24 22:37	7440-09-7	
Sodium	**6.7**	mg/L	1.0	0.58	1	05/04/24 10:00	05/06/24 22:37	7440-23-5	
Calcium	**101**	mg/L	1.0	0.12	1	05/04/24 10:00	05/06/24 22:37	7440-70-2	
Magnesium	**12.7**	mg/L	0.050	0.012	1	05/04/24 10:00	05/06/24 22:37	7439-95-4	
6020 MET ICPMS	Analytical Method: EPA 6020B Preparation Method: EPA 3005A Pace Analytical Services - Peachtree Corners, GA								
Antimony	ND	mg/L	0.0030	0.00054	1	05/04/24 09:50	05/06/24 14:51	7440-36-0	
Arsenic	**0.22**	mg/L	0.0050	0.00084	1	05/04/24 09:50	05/06/24 14:51	7440-38-2	
Barium	**0.037**	mg/L	0.0050	0.00047	1	05/04/24 09:50	05/06/24 14:51	7440-39-3	
Beryllium	ND	mg/L	0.00050	0.000094	1	05/04/24 09:50	05/06/24 14:51	7440-41-7	
Boron	**0.51**	mg/L	0.040	0.012	1	05/04/24 09:50	05/06/24 14:51	7440-42-8	
Cadmium	ND	mg/L	0.00050	0.00010	1	05/04/24 09:50	05/06/24 14:51	7440-43-9	
Chromium	ND	mg/L	0.0050	0.0019	1	05/04/24 09:50	05/06/24 14:51	7440-47-3	
Cobalt	**0.021**	mg/L	0.0050	0.00032	1	05/04/24 09:50	05/06/24 14:51	7440-48-4	
Lead	ND	mg/L	0.0010	0.00016	1	05/04/24 09:50	05/06/24 14:51	7439-92-1	
Lithium	**0.055**	mg/L	0.030	0.0016	1	05/04/24 09:50	05/06/24 14:51	7439-93-2	
Molybdenum	**0.011**	mg/L	0.010	0.00062	1	05/04/24 09:50	05/06/24 14:51	7439-98-7	
Selenium	**0.0014J**	mg/L	0.0050	0.00096	1	05/04/24 09:50	05/06/24 14:51	7782-49-2	B
Thallium	ND	mg/L	0.0010	0.00038	1	05/04/24 09:50	05/06/24 14:51	7440-28-0	
7470 Mercury	Analytical Method: EPA 7470A Preparation Method: EPA 7470A Pace Analytical Services - Peachtree Corners, GA								
Mercury	ND	mg/L	0.00020	0.00013	1	05/06/24 12:30	05/06/24 17:15	7439-97-6	
2320B Alkalinity	Analytical Method: SM 2320B-2011 Pace Analytical Services - Asheville								
Alkalinity,Bicarbonate (CaCO3)	**121**	mg/L	5.0	5.0	1		05/07/24 16:38		
Alkalinity,Carbonate (CaCO3)	ND	mg/L	5.0	5.0	1		05/07/24 16:38		
Alkalinity, Total as CaCO3	**121**	mg/L	5.0	5.0	1		05/07/24 16:38		
2540C Total Dissolved Solids	Analytical Method: SM 2540C-2015 Pace Analytical Services - Asheville								
Total Dissolved Solids	**462**	mg/L	25.0	25.0	1		05/07/24 15:58		
4500S2D Sulfide Water	Analytical Method: SM 4500-S2D-2011 Pace Analytical Services - Asheville								
Sulfide	ND	mg/L	0.10	0.022	1		05/09/24 04:43	18496-25-8	
300.0 IC Anions 28 Days	Analytical Method: EPA 300.0 Rev 2.1 1993 Pace Analytical Services - Asheville								
Chloride	**7.9**	mg/L	1.0	0.60	1		05/07/24 15:08	16887-00-6	

This report shall not be reproduced, except in full,
without the written consent of Pace Analytical Services, LLC.

Pace Analytical Services, LLC
9800 Kincey Ave. Suite 100
Huntersville, NC 28078
(704)875-9092

ANALYTICAL RESULTS

Project: Hammond AP-1
Pace Project No.: 92728841

Sample: HAM-PT-14 **Lab ID: 92728841004** Collected: 05/02/24 12:06 Received: 05/03/24 13:20 Matrix: Water

Parameters	Results	Units	Report Limit	MDL	DF	Prepared	Analyzed	CAS No.	Qual
300.0 IC Anions 28 Days	Analytical Method: EPA 300.0 Rev 2.1 1993 Pace Analytical Services - Asheville								
Fluoride	**0.43**	mg/L	0.10	0.050	1		05/07/24 15:08	16984-48-8	
Sulfate	**169**	mg/L	4.0	2.0	4		05/08/24 02:06	14808-79-8	

This report shall not be reproduced, except in full,
without the written consent of Pace Analytical Services, LLC.

Pace Analytical Services, LLC
9800 Kincey Ave. Suite 100
Huntersville, NC 28078
(704)875-9092

ANALYTICAL RESULTS

Project: Hammond AP-1
Pace Project No.: 92728841

Sample: HAM-PT-15 **Lab ID: 92728841005** Collected: 05/02/24 15:40 Received: 05/03/24 13:20 Matrix: Water

Parameters	Results	Units	Report Limit	MDL	DF	Prepared	Analyzed	CAS No.	Qual
6010D ATL ICP	Analytical Method: EPA 6010D Preparation Method: EPA 3010A Pace Analytical Services - Peachtree Corners, GA								
Manganese	**5.6**	mg/L	0.040	0.011	1	05/04/24 10:00	05/07/24 15:31	7439-96-5	
Iron	**9.7**	mg/L	0.040	0.025	1	05/04/24 10:00	05/06/24 22:41	7439-89-6	
Potassium	**5.2**	mg/L	0.50	0.15	1	05/04/24 10:00	05/06/24 22:41	7440-09-7	
Sodium	**6.8**	mg/L	1.0	0.58	1	05/04/24 10:00	05/06/24 22:41	7440-23-5	
Calcium	**141**	mg/L	1.0	0.12	1	05/04/24 10:00	05/06/24 22:41	7440-70-2	
Magnesium	**15.6**	mg/L	0.050	0.012	1	05/04/24 10:00	05/06/24 22:41	7439-95-4	
6020 MET ICPMS	Analytical Method: EPA 6020B Preparation Method: EPA 3005A Pace Analytical Services - Peachtree Corners, GA								
Antimony	ND	mg/L	0.0030	0.00054	1	05/04/24 09:50	05/06/24 14:55	7440-36-0	
Arsenic	**0.41**	mg/L	0.0050	0.00084	1	05/04/24 09:50	05/06/24 14:55	7440-38-2	
Barium	**0.044**	mg/L	0.0050	0.00047	1	05/04/24 09:50	05/06/24 14:55	7440-39-3	
Beryllium	ND	mg/L	0.00050	0.000094	1	05/04/24 09:50	05/06/24 14:55	7440-41-7	
Boron	**0.75**	mg/L	0.040	0.012	1	05/04/24 09:50	05/06/24 14:55	7440-42-8	
Cadmium	ND	mg/L	0.00050	0.00010	1	05/04/24 09:50	05/06/24 14:55	7440-43-9	
Chromium	ND	mg/L	0.0050	0.0019	1	05/04/24 09:50	05/06/24 14:55	7440-47-3	
Cobalt	**0.052**	mg/L	0.0050	0.00032	1	05/04/24 09:50	05/06/24 14:55	7440-48-4	
Lead	ND	mg/L	0.0010	0.00016	1	05/04/24 09:50	05/06/24 14:55	7439-92-1	
Lithium	**0.051**	mg/L	0.030	0.0016	1	05/04/24 09:50	05/06/24 14:55	7439-93-2	
Molybdenum	**0.017**	mg/L	0.010	0.00062	1	05/04/24 09:50	05/06/24 14:55	7439-98-7	
Selenium	ND	mg/L	0.0050	0.00096	1	05/04/24 09:50	05/06/24 14:55	7782-49-2	
Thallium	ND	mg/L	0.0010	0.00038	1	05/04/24 09:50	05/06/24 14:55	7440-28-0	
7470 Mercury	Analytical Method: EPA 7470A Preparation Method: EPA 7470A Pace Analytical Services - Peachtree Corners, GA								
Mercury	ND	mg/L	0.00020	0.00013	1	05/06/24 12:30	05/06/24 17:18	7439-97-6	
2320B Alkalinity	Analytical Method: SM 2320B-2011 Pace Analytical Services - Asheville								
Alkalinity,Bicarbonate (CaCO3)	**124**	mg/L	5.0	5.0	1		05/07/24 16:47		
Alkalinity,Carbonate (CaCO3)	ND	mg/L	5.0	5.0	1		05/07/24 16:47		
Alkalinity, Total as CaCO3	**124**	mg/L	5.0	5.0	1		05/07/24 16:47		
2540C Total Dissolved Solids	Analytical Method: SM 2540C-2015 Pace Analytical Services - Asheville								
Total Dissolved Solids	**638**	mg/L	25.0	25.0	1		05/07/24 15:58		
4500S2D Sulfide Water	Analytical Method: SM 4500-S2D-2011 Pace Analytical Services - Asheville								
Sulfide	ND	mg/L	0.10	0.022	1		05/09/24 04:43	18496-25-8	
300.0 IC Anions 28 Days	Analytical Method: EPA 300.0 Rev 2.1 1993 Pace Analytical Services - Asheville								
Chloride	**11.8**	mg/L	1.0	0.60	1		05/07/24 15:53	16887-00-6	

This report shall not be reproduced, except in full,
without the written consent of Pace Analytical Services, LLC.

Pace Analytical Services, LLC
9800 Kincey Ave. Suite 100
Huntersville, NC 28078
(704)875-9092

ANALYTICAL RESULTS

Project: Hammond AP-1
Pace Project No.: 92728841

Sample: HAM-PT-15 **Lab ID: 92728841005** Collected: 05/02/24 15:40 Received: 05/03/24 13:20 Matrix: Water

Parameters	Results	Units	Report Limit	MDL	DF	Prepared	Analyzed	CAS No.	Qual
300.0 IC Anions 28 Days	Analytical Method: EPA 300.0 Rev 2.1 1993 Pace Analytical Services - Asheville								
Fluoride	**0.55**	mg/L	0.10	0.050	1		05/07/24 15:53	16984-48-8	
Sulfate	**278**	mg/L	7.0	3.5	7		05/08/24 02:21	14808-79-8	

This report shall not be reproduced, except in full,
without the written consent of Pace Analytical Services, LLC.

Pace Analytical Services, LLC
9800 Kincey Ave. Suite 100
Huntersville, NC 28078
(704)875-9092

ANALYTICAL RESULTS

Project: Hammond AP-1
Pace Project No.: 92728841

Sample: HAM-AP1-EB-01 **Lab ID: 92728841006** Collected: 05/02/24 15:20 Received: 05/03/24 13:20 Matrix: Water

Parameters	Results	Units	Report Limit	MDL	DF	Prepared	Analyzed	CAS No.	Qual
6010D ATL ICP	Analytical Method: EPA 6010D Preparation Method: EPA 3010A Pace Analytical Services - Peachtree Corners, GA								
Iron	ND	mg/L	0.040	0.025	1	05/04/24 10:00	05/06/24 22:56	7439-89-6	
Manganese	ND	mg/L	0.040	0.011	1	05/04/24 10:00	05/06/24 22:56	7439-96-5	
Potassium	ND	mg/L	0.50	0.15	1	05/04/24 10:00	05/06/24 22:56	7440-09-7	
Sodium	ND	mg/L	1.0	0.58	1	05/04/24 10:00	05/06/24 22:56	7440-23-5	
Calcium	ND	mg/L	1.0	0.12	1	05/04/24 10:00	05/06/24 22:56	7440-70-2	
Magnesium	ND	mg/L	0.050	0.012	1	05/04/24 10:00	05/06/24 22:56	7439-95-4	
6020 MET ICPMS	Analytical Method: EPA 6020B Preparation Method: EPA 3005A Pace Analytical Services - Peachtree Corners, GA								
Antimony	ND	mg/L	0.0030	0.00054	1	05/04/24 09:50	05/06/24 15:07	7440-36-0	
Arsenic	ND	mg/L	0.0050	0.00084	1	05/04/24 09:50	05/06/24 15:07	7440-38-2	
Barium	ND	mg/L	0.0050	0.00047	1	05/04/24 09:50	05/06/24 15:07	7440-39-3	
Beryllium	ND	mg/L	0.00050	0.000094	1	05/04/24 09:50	05/06/24 15:07	7440-41-7	
Boron	ND	mg/L	0.040	0.012	1	05/04/24 09:50	05/06/24 15:07	7440-42-8	
Cadmium	ND	mg/L	0.00050	0.00010	1	05/04/24 09:50	05/06/24 15:07	7440-43-9	
Chromium	ND	mg/L	0.0050	0.0019	1	05/04/24 09:50	05/06/24 15:07	7440-47-3	
Cobalt	ND	mg/L	0.0050	0.00032	1	05/04/24 09:50	05/06/24 15:07	7440-48-4	
Lead	ND	mg/L	0.0010	0.00016	1	05/04/24 09:50	05/06/24 15:07	7439-92-1	
Lithium	ND	mg/L	0.030	0.0016	1	05/04/24 09:50	05/06/24 15:07	7439-93-2	
Molybdenum	ND	mg/L	0.010	0.00062	1	05/04/24 09:50	05/06/24 15:07	7439-98-7	
Selenium	ND	mg/L	0.0050	0.00096	1	05/04/24 09:50	05/06/24 15:07	7782-49-2	
Thallium	ND	mg/L	0.0010	0.00038	1	05/04/24 09:50	05/06/24 15:07	7440-28-0	
7470 Mercury	Analytical Method: EPA 7470A Preparation Method: EPA 7470A Pace Analytical Services - Peachtree Corners, GA								
Mercury	ND	mg/L	0.00020	0.00013	1	05/06/24 12:30	05/06/24 17:20	7439-97-6	
2320B Alkalinity	Analytical Method: SM 2320B-2011 Pace Analytical Services - Asheville								
Alkalinity,Bicarbonate (CaCO3)	ND	mg/L	5.0	5.0	1		05/07/24 16:57		
Alkalinity,Carbonate (CaCO3)	ND	mg/L	5.0	5.0	1		05/07/24 16:57		
Alkalinity, Total as CaCO3	ND	mg/L	5.0	5.0	1		05/07/24 16:57		
2540C Total Dissolved Solids	Analytical Method: SM 2540C-2015 Pace Analytical Services - Asheville								
Total Dissolved Solids	ND	mg/L	25.0	25.0	1		05/07/24 15:59		
4500S2D Sulfide Water	Analytical Method: SM 4500-S2D-2011 Pace Analytical Services - Asheville								
Sulfide	ND	mg/L	0.10	0.022	1		05/09/24 04:43	18496-25-8	
300.0 IC Anions 28 Days	Analytical Method: EPA 300.0 Rev 2.1 1993 Pace Analytical Services - Asheville								
Chloride	ND	mg/L	1.0	0.60	1		05/07/24 13:24	16887-00-6	

This report shall not be reproduced, except in full,
without the written consent of Pace Analytical Services, LLC.

Pace Analytical Services, LLC
9800 Kincey Ave. Suite 100
Huntersville, NC 28078
(704)875-9092

ANALYTICAL RESULTS

Project: Hammond AP-1
Pace Project No.: 92728841

Sample: HAM-AP1-EB-01 **Lab ID: 92728841006** Collected: 05/02/24 15:20 Received: 05/03/24 13:20 Matrix: Water

Parameters	Results	Units	Report Limit	MDL	DF	Prepared	Analyzed	CAS No.	Qual
300.0 IC Anions 28 Days	Analytical Method: EPA 300.0 Rev 2.1 1993 Pace Analytical Services - Asheville								
Fluoride	ND	mg/L	0.10	0.050	1		05/07/24 13:24	16984-48-8	
Sulfate	ND	mg/L	1.0	0.50	1		05/07/24 13:24	14808-79-8	

This report shall not be reproduced, except in full,
without the written consent of Pace Analytical Services, LLC.

Pace Analytical Services, LLC
9800 Kincey Ave. Suite 100
Huntersville, NC 28078
(704)875-9092

ANALYTICAL RESULTS

Project: Hammond AP-1
Pace Project No.: 92728841

Sample: HAM-AP1-FB-01 **Lab ID: 92728841007** Collected: 05/02/24 15:15 Received: 05/03/24 13:20 Matrix: Water

Parameters	Results	Units	Report Limit	MDL	DF	Prepared	Analyzed	CAS No.	Qual
6010D ATL ICP	Analytical Method: EPA 6010D Preparation Method: EPA 3010A Pace Analytical Services - Peachtree Corners, GA								
Iron	ND	mg/L	0.040	0.025	1	05/04/24 10:00	05/06/24 23:01	7439-89-6	
Manganese	ND	mg/L	0.040	0.011	1	05/04/24 10:00	05/06/24 23:01	7439-96-5	
Potassium	ND	mg/L	0.50	0.15	1	05/04/24 10:00	05/06/24 23:01	7440-09-7	
Sodium	ND	mg/L	1.0	0.58	1	05/04/24 10:00	05/06/24 23:01	7440-23-5	
Calcium	ND	mg/L	1.0	0.12	1	05/04/24 10:00	05/06/24 23:01	7440-70-2	
Magnesium	ND	mg/L	0.050	0.012	1	05/04/24 10:00	05/06/24 23:01	7439-95-4	
6020 MET ICPMS	Analytical Method: EPA 6020B Preparation Method: EPA 3005A Pace Analytical Services - Peachtree Corners, GA								
Antimony	ND	mg/L	0.0030	0.00054	1	05/04/24 09:50	05/06/24 15:11	7440-36-0	
Arsenic	ND	mg/L	0.0050	0.00084	1	05/04/24 09:50	05/06/24 15:11	7440-38-2	
Barium	ND	mg/L	0.0050	0.00047	1	05/04/24 09:50	05/06/24 15:11	7440-39-3	
Beryllium	ND	mg/L	0.00050	0.000094	1	05/04/24 09:50	05/06/24 15:11	7440-41-7	
Boron	ND	mg/L	0.040	0.012	1	05/04/24 09:50	05/06/24 15:11	7440-42-8	
Cadmium	ND	mg/L	0.00050	0.00010	1	05/04/24 09:50	05/06/24 15:11	7440-43-9	
Chromium	ND	mg/L	0.0050	0.0019	1	05/04/24 09:50	05/06/24 15:11	7440-47-3	
Cobalt	ND	mg/L	0.0050	0.00032	1	05/04/24 09:50	05/06/24 15:11	7440-48-4	
Lead	ND	mg/L	0.0010	0.00016	1	05/04/24 09:50	05/06/24 15:11	7439-92-1	
Lithium	ND	mg/L	0.030	0.0016	1	05/04/24 09:50	05/06/24 15:11	7439-93-2	
Molybdenum	ND	mg/L	0.010	0.00062	1	05/04/24 09:50	05/06/24 15:11	7439-98-7	
Selenium	ND	mg/L	0.0050	0.00096	1	05/04/24 09:50	05/06/24 15:11	7782-49-2	
Thallium	ND	mg/L	0.0010	0.00038	1	05/04/24 09:50	05/06/24 15:11	7440-28-0	
7470 Mercury	Analytical Method: EPA 7470A Preparation Method: EPA 7470A Pace Analytical Services - Peachtree Corners, GA								
Mercury	ND	mg/L	0.00020	0.00013	1	05/06/24 12:30	05/06/24 17:23	7439-97-6	
2320B Alkalinity	Analytical Method: SM 2320B-2011 Pace Analytical Services - Asheville								
Alkalinity,Bicarbonate (CaCO3)	ND	mg/L	5.0	5.0	1		05/07/24 17:00		
Alkalinity,Carbonate (CaCO3)	ND	mg/L	5.0	5.0	1		05/07/24 17:00		
Alkalinity, Total as CaCO3	ND	mg/L	5.0	5.0	1		05/07/24 17:00		
2540C Total Dissolved Solids	Analytical Method: SM 2540C-2015 Pace Analytical Services - Asheville								
Total Dissolved Solids	ND	mg/L	25.0	25.0	1		05/07/24 15:59		
4500S2D Sulfide Water	Analytical Method: SM 4500-S2D-2011 Pace Analytical Services - Asheville								
Sulfide	ND	mg/L	0.10	0.022	1		05/09/24 04:44	18496-25-8	
300.0 IC Anions 28 Days	Analytical Method: EPA 300.0 Rev 2.1 1993 Pace Analytical Services - Asheville								
Chloride	ND	mg/L	1.0	0.60	1		05/07/24 13:39	16887-00-6	

This report shall not be reproduced, except in full,
without the written consent of Pace Analytical Services, LLC.

Pace Analytical Services, LLC
9800 Kincey Ave. Suite 100
Huntersville, NC 28078
(704)875-9092

ANALYTICAL RESULTS

Project: Hammond AP-1
Pace Project No.: 92728841

Sample: HAM-AP1-FB-01 **Lab ID: 92728841007** Collected: 05/02/24 15:15 Received: 05/03/24 13:20 Matrix: Water

Parameters	Results	Units	Report Limit	MDL	DF	Prepared	Analyzed	CAS No.	Qual
300.0 IC Anions 28 Days	Analytical Method: EPA 300.0 Rev 2.1 1993 Pace Analytical Services - Asheville								
Fluoride	ND	mg/L	0.10	0.050	1		05/07/24 13:39	16984-48-8	
Sulfate	ND	mg/L	1.0	0.50	1		05/07/24 13:39	14808-79-8	

This report shall not be reproduced, except in full,
without the written consent of Pace Analytical Services, LLC.

Pace Analytical Services, LLC
9800 Kincey Ave. Suite 100
Huntersville, NC 28078
(704)875-9092

ANALYTICAL RESULTS

Project: Hammond AP-1
Pace Project No.: 92728841

Sample: HAM-AP1-FD-01 **Lab ID: 92728841008** Collected: 05/02/24 00:00 Received: 05/03/24 13:20 Matrix: Water

Parameters	Results	Units	Report Limit	MDL	DF	Prepared	Analyzed	CAS No.	Qual
6010D ATL ICP	Analytical Method: EPA 6010D Preparation Method: EPA 3010A Pace Analytical Services - Peachtree Corners, GA								
Iron	**13.6**	mg/L	0.040	0.025	1	05/04/24 10:00	05/06/24 23:05	7439-89-6	
Manganese	**3.1**	mg/L	0.040	0.011	1	05/04/24 10:00	05/06/24 23:05	7439-96-5	
Potassium	**5.4**	mg/L	0.50	0.15	1	05/04/24 10:00	05/06/24 23:05	7440-09-7	
Sodium	**6.7**	mg/L	1.0	0.58	1	05/04/24 10:00	05/06/24 23:05	7440-23-5	
Calcium	**99.4**	mg/L	1.0	0.12	1	05/04/24 10:00	05/06/24 23:05	7440-70-2	
Magnesium	**12.6**	mg/L	0.050	0.012	1	05/04/24 10:00	05/06/24 23:05	7439-95-4	
6020 MET ICPMS	Analytical Method: EPA 6020B Preparation Method: EPA 3005A Pace Analytical Services - Peachtree Corners, GA								
Antimony	ND	mg/L	0.0030	0.00054	1	05/04/24 09:50	05/06/24 15:15	7440-36-0	
Arsenic	**0.20**	mg/L	0.0050	0.00084	1	05/04/24 09:50	05/06/24 15:15	7440-38-2	
Barium	**0.036**	mg/L	0.0050	0.00047	1	05/04/24 09:50	05/06/24 15:15	7440-39-3	
Beryllium	ND	mg/L	0.00050	0.000094	1	05/04/24 09:50	05/06/24 15:15	7440-41-7	
Boron	**0.47**	mg/L	0.040	0.012	1	05/04/24 09:50	05/06/24 15:15	7440-42-8	
Cadmium	ND	mg/L	0.00050	0.00010	1	05/04/24 09:50	05/06/24 15:15	7440-43-9	
Chromium	ND	mg/L	0.0050	0.0019	1	05/04/24 09:50	05/06/24 15:15	7440-47-3	
Cobalt	**0.020**	mg/L	0.0050	0.00032	1	05/04/24 09:50	05/06/24 15:15	7440-48-4	
Lead	ND	mg/L	0.0010	0.00016	1	05/04/24 09:50	05/06/24 15:15	7439-92-1	
Lithium	**0.052**	mg/L	0.030	0.0016	1	05/04/24 09:50	05/06/24 15:15	7439-93-2	
Molybdenum	**0.010**	mg/L	0.010	0.00062	1	05/04/24 09:50	05/06/24 15:15	7439-98-7	
Selenium	ND	mg/L	0.0050	0.00096	1	05/04/24 09:50	05/06/24 15:15	7782-49-2	
Thallium	ND	mg/L	0.0010	0.00038	1	05/04/24 09:50	05/06/24 15:15	7440-28-0	
7470 Mercury	Analytical Method: EPA 7470A Preparation Method: EPA 7470A Pace Analytical Services - Peachtree Corners, GA								
Mercury	ND	mg/L	0.00020	0.00013	1	05/06/24 12:30	05/06/24 17:26	7439-97-6	
2320B Alkalinity	Analytical Method: SM 2320B-2011 Pace Analytical Services - Asheville								
Alkalinity,Bicarbonate (CaCO3)	**122**	mg/L	5.0	5.0	1		05/07/24 17:38		
Alkalinity,Carbonate (CaCO3)	ND	mg/L	5.0	5.0	1		05/07/24 17:38		
Alkalinity, Total as CaCO3	**122**	mg/L	5.0	5.0	1		05/07/24 17:38		
2540C Total Dissolved Solids	Analytical Method: SM 2540C-2015 Pace Analytical Services - Asheville								
Total Dissolved Solids	**442**	mg/L	25.0	25.0	1		05/07/24 15:59		
4500S2D Sulfide Water	Analytical Method: SM 4500-S2D-2011 Pace Analytical Services - Asheville								
Sulfide	ND	mg/L	0.10	0.022	1		05/09/24 04:45	18496-25-8	
300.0 IC Anions 28 Days	Analytical Method: EPA 300.0 Rev 2.1 1993 Pace Analytical Services - Asheville								
Chloride	**7.9**	mg/L	1.0	0.60	1		05/07/24 16:08	16887-00-6	

REPORT OF LABORATORY ANALYSIS

This report shall not be reproduced, except in full,
without the written consent of Pace Analytical Services, LLC.

Pace Analytical Services, LLC
9800 Kincey Ave. Suite 100
Huntersville, NC 28078
(704)875-9092

ANALYTICAL RESULTS

Project: Hammond AP-1
Pace Project No.: 92728841

Sample: HAM-AP1-FD-01 **Lab ID: 92728841008** Collected: 05/02/24 00:00 Received: 05/03/24 13:20 Matrix: Water

Parameters	Results	Units	Report Limit	MDL	DF	Prepared	Analyzed	CAS No.	Qual
300.0 IC Anions 28 Days	Analytical Method: EPA 300.0 Rev 2.1 1993 Pace Analytical Services - Asheville								
Fluoride	**0.42**	mg/L	0.10	0.050	1		05/07/24 16:08	16984-48-8	
Sulfate	**167**	mg/L	4.0	2.0	4		05/08/24 02:35	14808-79-8	

This report shall not be reproduced, except in full,
without the written consent of Pace Analytical Services, LLC.

Pace Analytical Services, LLC
9800 Kincey Ave. Suite 100
Huntersville, NC 28078
(704)875-9092

QUALITY CONTROL DATA

Project: Hammond AP-1
Pace Project No.: 92728841

QC Batch: 852144
QC Batch Method: EPA 3010A
Analysis Method: EPA 6010D
Analysis Description: 6010D ATL
Laboratory: Pace Analytical Services - Peachtree Corners, GA
Associated Lab Samples: 92728841001, 92728841002, 92728841003, 92728841004, 92728841005, 92728841006, 92728841007, 92728841008

METHOD BLANK: 4398182 Matrix: Water
Associated Lab Samples: 92728841001, 92728841002, 92728841003, 92728841004, 92728841005, 92728841006, 92728841007, 92728841008

Parameter	Units	Blank Result	Reporting Limit	MDL	Analyzed	Qualifiers
Calcium	mg/L	ND	1.0	0.12	05/06/24 21:58	
Iron	mg/L	ND	0.040	0.025	05/06/24 21:58	
Magnesium	mg/L	ND	0.050	0.012	05/06/24 21:58	
Manganese	mg/L	ND	0.040	0.011	05/06/24 21:58	
Potassium	mg/L	ND	0.50	0.15	05/06/24 21:58	
Sodium	mg/L	ND	1.0	0.58	05/06/24 21:58	

LABORATORY CONTROL SAMPLE: 4398183

Parameter	Units	Spike Conc.	LCS Result	LCS % Rec	% Rec Limits	Qualifiers
Calcium	mg/L	1	1.0	105	80-120	
Iron	mg/L	1	1.0	104	80-120	
Magnesium	mg/L	1	1.0	105	80-120	
Manganese	mg/L	1	1.0	103	80-120	
Potassium	mg/L	1	1.2	115	80-120	
Sodium	mg/L	1	1.1	114	80-120	

MATRIX SPIKE & MATRIX SPIKE DUPLICATE: 4398184 4398185

Parameter	Units	92728841002 Result	MS Spike Conc.	MSD Spike Conc.	MS Result	MSD Result	MS % Rec	MSD % Rec	% Rec Limits	RPD	Max RPD	Qual
Calcium	mg/L	108	1	1	118	115	975	695	75-125	2	20	M1
Iron	mg/L	17.3	1	1	19.5	19.1	217	174	75-125	2	20	M1
Magnesium	mg/L	12.6	1	1	14.5	14.2	189	162	75-125	2	20	M1
Manganese	mg/L	3.6	1	1	4.8	4.7	123	111	75-125	2	20	
Potassium	mg/L	5.2	1	1	6.7	6.6	152	138	75-125	2	20	M1
Sodium	mg/L	6.5	1	1	8.1	7.9	154	135	75-125	2	20	M1

Results presented on this page are in the units indicated by the "Units" column except where an alternate unit is presented to the right of the result.

This report shall not be reproduced, except in full,
without the written consent of Pace Analytical Services, LLC.

Pace Analytical Services, LLC
9800 Kincey Ave. Suite 100
Huntersville, NC 28078
(704)875-9092

QUALITY CONTROL DATA

Project: Hammond AP-1
Pace Project No.: 92728841

QC Batch: 852143
QC Batch Method: EPA 3005A
Analysis Method: EPA 6020B
Analysis Description: 6020 MET
Laboratory: Pace Analytical Services - Peachtree Corners, GA
Associated Lab Samples: 92728841001, 92728841002, 92728841003, 92728841004, 92728841005, 92728841006, 92728841007, 92728841008

METHOD BLANK: 4398178
Matrix: Water
Associated Lab Samples: 92728841001, 92728841002, 92728841003, 92728841004, 92728841005, 92728841006, 92728841007, 92728841008

Parameter	Units	Blank Result	Reporting Limit	MDL	Analyzed	Qualifiers
Antimony	mg/L	ND	0.0030	0.00054	05/06/24 14:22	
Arsenic	mg/L	0.0039J	0.0050	0.00084	05/06/24 14:22	
Barium	mg/L	ND	0.0050	0.00047	05/06/24 14:22	
Beryllium	mg/L	ND	0.00050	0.000094	05/06/24 14:22	
Boron	mg/L	ND	0.040	0.012	05/06/24 14:22	
Cadmium	mg/L	ND	0.00050	0.00010	05/06/24 14:22	
Chromium	mg/L	ND	0.0050	0.0019	05/06/24 14:22	
Cobalt	mg/L	ND	0.0050	0.00032	05/06/24 14:22	
Lead	mg/L	ND	0.0010	0.00016	05/06/24 14:22	
Lithium	mg/L	ND	0.030	0.0016	05/06/24 14:22	
Molybdenum	mg/L	ND	0.010	0.00062	05/06/24 14:22	
Selenium	mg/L	0.0021J	0.0050	0.00096	05/06/24 14:22	
Thallium	mg/L	ND	0.0010	0.00038	05/06/24 14:22	

LABORATORY CONTROL SAMPLE: 4398179

Parameter	Units	Spike Conc.	LCS Result	LCS % Rec	% Rec Limits	Qualifiers
Antimony	mg/L	0.1	0.097	97	80-120	
Arsenic	mg/L	0.1	0.10	102	80-120	
Barium	mg/L	0.1	0.093	93	80-120	
Beryllium	mg/L	0.1	0.099	99	80-120	
Boron	mg/L	1	1.0	100	80-120	
Cadmium	mg/L	0.1	0.094	94	80-120	
Chromium	mg/L	0.1	0.096	96	80-120	
Cobalt	mg/L	0.1	0.093	93	80-120	
Lead	mg/L	0.1	0.098	98	80-120	
Lithium	mg/L	0.1	0.10	102	80-120	
Molybdenum	mg/L	0.1	0.095	95	80-120	
Selenium	mg/L	0.1	0.10	101	80-120	
Thallium	mg/L	0.1	0.097	97	80-120	

MATRIX SPIKE & MATRIX SPIKE DUPLICATE: 4398180 4398181

Parameter	Units	92728841001 Result	MS Spike Conc.	MSD Spike Conc.	MS Result	MSD Result	MS % Rec	MSD % Rec	% Rec Limits	RPD	Max RPD	Qual
Antimony	mg/L	ND	0.1	0.1	0.10	0.10	102	101	75-125	1	20	

Results presented on this page are in the units indicated by the "Units" column except where an alternate unit is presented to the right of the result.

REPORT OF LABORATORY ANALYSIS

This report shall not be reproduced, except in full,
without the written consent of Pace Analytical Services, LLC.

Pace Analytical Services, LLC
9800 Kincey Ave. Suite 100
Huntersville, NC 28078
(704)875-9092

QUALITY CONTROL DATA

Project: Hammond AP-1
Pace Project No.: 92728841

MATRIX SPIKE & MATRIX SPIKE DUPLICATE: 4398180 4398181

Parameter	Units	92728841001 Result	MS Spike Conc.	MSD Spike Conc.	MS Result	MSD Result	MS % Rec	MSD % Rec	% Rec Limits	RPD	Max RPD	Qual
Arsenic	mg/L	0.21	0.1	0.1	0.31	0.32	93	104	75-125	3	20	
Barium	mg/L	0.042	0.1	0.1	0.14	0.13	94	92	75-125	1	20	
Beryllium	mg/L	ND	0.1	0.1	0.093	0.093	93	93	75-125	0	20	
Boron	mg/L	0.61	1	1	1.6	1.6	95	100	75-125	3	20	
Cadmium	mg/L	ND	0.1	0.1	0.094	0.095	94	95	75-125	1	20	
Chromium	mg/L	ND	0.1	0.1	0.092	0.094	92	94	75-125	2	20	
Cobalt	mg/L	0.029	0.1	0.1	0.12	0.12	90	91	75-125	1	20	
Lead	mg/L	ND	0.1	0.1	0.097	0.10	97	100	75-125	2	20	
Lithium	mg/L	0.048	0.1	0.1	0.14	0.14	97	96	75-125	0	20	
Molybdenum	mg/L	0.016	0.1	0.1	0.11	0.11	98	97	75-125	1	20	
Selenium	mg/L	0.0016J	0.1	0.1	0.10	0.10	99	102	75-125	3	20	
Thallium	mg/L	0.00048J	0.1	0.1	0.098	0.098	97	98	75-125	1	20	

Results presented on this page are in the units indicated by the "Units" column except where an alternate unit is presented to the right of the result.

This report shall not be reproduced, except in full,
without the written consent of Pace Analytical Services, LLC.

Pace Analytical Services, LLC
9800 Kincey Ave. Suite 100
Huntersville, NC 28078
(704)875-9092

QUALITY CONTROL DATA

Project: Hammond AP-1
Pace Project No.: 92728841

QC Batch: 852339
QC Batch Method: EPA 7470A
Analysis Method: EPA 7470A
Analysis Description: 7470 Mercury
Laboratory: Pace Analytical Services - Peachtree Corners, GA
Associated Lab Samples: 92728841001, 92728841002, 92728841003, 92728841004, 92728841005, 92728841006, 92728841007, 92728841008

METHOD BLANK: 4398727
Matrix: Water
Associated Lab Samples: 92728841001, 92728841002, 92728841003, 92728841004, 92728841005, 92728841006, 92728841007, 92728841008

Parameter	Units	Blank Result	Reporting Limit	MDL	Analyzed	Qualifiers
Mercury	mg/L	ND	0.00020	0.00013	05/06/24 16:49	

LABORATORY CONTROL SAMPLE: 4398728

Parameter	Units	Spike Conc.	LCS Result	LCS % Rec	% Rec Limits	Qualifiers
Mercury	mg/L	0.0025	0.0025	101	80-120	

MATRIX SPIKE & MATRIX SPIKE DUPLICATE: 4398729 4398730

Parameter	Units	92728841003 Result	MS Spike Conc.	MSD Spike Conc.	MS Result	MSD Result	MS % Rec	MSD % Rec	% Rec Limits	RPD	Max RPD	Qual
Mercury	mg/L	ND	0.0025	0.0025	0.0024	0.0024	97	97	75-125	0	20	

Results presented on this page are in the units indicated by the "Units" column except where an alternate unit is presented to the right of the result.

This report shall not be reproduced, except in full,
without the written consent of Pace Analytical Services, LLC.

Pace Analytical Services, LLC
9800 Kincey Ave. Suite 100
Huntersville, NC 28078
(704)875-9092

QUALITY CONTROL DATA

Project: Hammond AP-1
Pace Project No.: 92728841

QC Batch: 852662 | Analysis Method: SM 2320B-2011
QC Batch Method: SM 2320B-2011 | Analysis Description: 2320B Alkalinity
Laboratory: Pace Analytical Services - Asheville
Associated Lab Samples: 92728841001, 92728841002, 92728841003, 92728841004, 92728841005, 92728841006, 92728841007

METHOD BLANK: 4400154 Matrix: Water
Associated Lab Samples: 92728841001, 92728841002, 92728841003, 92728841004, 92728841005, 92728841006, 92728841007

Parameter	Units	Blank Result	Reporting Limit	MDL	Analyzed	Qualifiers
Alkalinity, Total as CaCO3	mg/L	ND	5.0	5.0	05/07/24 14:10	
Alkalinity,Bicarbonate (CaCO3)	mg/L	ND	5.0	5.0	05/07/24 14:10	
Alkalinity,Carbonate (CaCO3)	mg/L	ND	5.0	5.0	05/07/24 14:10	

LABORATORY CONTROL SAMPLE: 4400155

Parameter	Units	Spike Conc.	LCS Result	LCS % Rec	% Rec Limits	Qualifiers
Alkalinity, Total as CaCO3	mg/L	50	51.8	104	80-120	

LABORATORY CONTROL SAMPLE: 4400156

Parameter	Units	Spike Conc.	LCS Result	LCS % Rec	% Rec Limits	Qualifiers
Alkalinity, Total as CaCO3	mg/L	50	52.3	105	80-120	

MATRIX SPIKE & MATRIX SPIKE DUPLICATE: 4400157 4400158

Parameter	Units	92727753001 Result	MS Spike Conc.	MSD Spike Conc.	MS Result	MSD Result	MS % Rec	MSD % Rec	% Rec Limits	RPD	Max RPD	Qual
Alkalinity, Total as CaCO3	mg/L	7.4	50	50	58.7	58.5	103	102	80-120	0	25	

MATRIX SPIKE & MATRIX SPIKE DUPLICATE: 4400159 4400160

Parameter	Units	92727753002 Result	MS Spike Conc.	MSD Spike Conc.	MS Result	MSD Result	MS % Rec	MSD % Rec	% Rec Limits	RPD	Max RPD	Qual
Alkalinity, Total as CaCO3	mg/L	ND	50	50	52.8	52.6	103	103	80-120	0	25	

Results presented on this page are in the units indicated by the "Units" column except where an alternate unit is presented to the right of the result.

This report shall not be reproduced, except in full,
without the written consent of Pace Analytical Services, LLC.

Pace Analytical Services, LLC
9800 Kincey Ave. Suite 100
Huntersville, NC 28078
(704)875-9092

QUALITY CONTROL DATA

Project: Hammond AP-1
Pace Project No.: 92728841

QC Batch: 852668
QC Batch Method: SM 2320B-2011
Analysis Method: SM 2320B-2011
Analysis Description: 2320B Alkalinity
Laboratory: Pace Analytical Services - Asheville
Associated Lab Samples: 92728841008

METHOD BLANK: 4400185 Matrix: Water
Associated Lab Samples: 92728841008

Parameter	Units	Blank Result	Reporting Limit	MDL	Analyzed	Qualifiers
Alkalinity, Total as CaCO3	mg/L	ND	5.0	5.0	05/07/24 17:22	
Alkalinity,Bicarbonate (CaCO3)	mg/L	ND	5.0	5.0	05/07/24 17:22	
Alkalinity,Carbonate (CaCO3)	mg/L	ND	5.0	5.0	05/07/24 17:22	

LABORATORY CONTROL SAMPLE: 4400186

Parameter	Units	Spike Conc.	LCS Result	LCS % Rec	% Rec Limits	Qualifiers
Alkalinity, Total as CaCO3	mg/L	50	50.4	101	80-120	

LABORATORY CONTROL SAMPLE: 4400187

Parameter	Units	Spike Conc.	LCS Result	LCS % Rec	% Rec Limits	Qualifiers
Alkalinity, Total as CaCO3	mg/L	50	51.3	103	80-120	

MATRIX SPIKE & MATRIX SPIKE DUPLICATE: 4400188 4400189

Parameter	Units	92727828002 Result	MS Spike Conc.	MSD Spike Conc.	MS Result	MSD Result	MS % Rec	MSD % Rec	% Rec Limits	RPD	Max RPD	Qual
Alkalinity, Total as CaCO3	mg/L	270	50	50	318	305	96	71	80-120	4	25	M1

MATRIX SPIKE & MATRIX SPIKE DUPLICATE: 4400190 4400191

Parameter	Units	92727828003 Result	MS Spike Conc.	MSD Spike Conc.	MS Result	MSD Result	MS % Rec	MSD % Rec	% Rec Limits	RPD	Max RPD	Qual
Alkalinity, Total as CaCO3	mg/L	284	50	50	335	326	103	84	80-120	3	25	

Results presented on this page are in the units indicated by the "Units" column except where an alternate unit is presented to the right of the result.

This report shall not be reproduced, except in full,
without the written consent of Pace Analytical Services, LLC.

Pace Analytical Services, LLC
9800 Kincey Ave. Suite 100
Huntersville, NC 28078
(704)875-9092

QUALITY CONTROL DATA

Project: Hammond AP-1
Pace Project No.: 92728841

QC Batch: 852725
QC Batch Method: SM 2540C-2015
Analysis Method: SM 2540C-2015
Analysis Description: 2540C Total Dissolved Solids
Laboratory: Pace Analytical Services - Asheville
Associated Lab Samples: 92728841001, 92728841002

METHOD BLANK: 4400519
Matrix: Water
Associated Lab Samples: 92728841001, 92728841002

Parameter	Units	Blank Result	Reporting Limit	MDL	Analyzed	Qualifiers
Total Dissolved Solids	mg/L	ND	25.0	25.0	05/07/24 15:47	

LABORATORY CONTROL SAMPLE: 4400520

Parameter	Units	Spike Conc.	LCS Result	LCS % Rec	% Rec Limits	Qualifiers
Total Dissolved Solids	mg/L	250	254	102	90-110	

SAMPLE DUPLICATE: 4400521

Parameter	Units	92728666001 Result	Dup Result	RPD	Max RPD	Qualifiers
Total Dissolved Solids	mg/L	84.0	89.0	6	25	

SAMPLE DUPLICATE: 4400522

Parameter	Units	92728671010 Result	Dup Result	RPD	Max RPD	Qualifiers
Total Dissolved Solids	mg/L	109	107	2	25	

Results presented on this page are in the units indicated by the "Units" column except where an alternate unit is presented to the right of the result.

This report shall not be reproduced, except in full,
without the written consent of Pace Analytical Services, LLC.

Pace Analytical Services, LLC
9800 Kincey Ave. Suite 100
Huntersville, NC 28078
(704)875-9092

QUALITY CONTROL DATA

Project: Hammond AP-1
Pace Project No.: 92728841

QC Batch: 852726
QC Batch Method: SM 2540C-2015
Analysis Method: SM 2540C-2015
Analysis Description: 2540C Total Dissolved Solids
Laboratory: Pace Analytical Services - Asheville
Associated Lab Samples: 92728841003, 92728841004, 92728841005, 92728841006, 92728841007, 92728841008

METHOD BLANK: 4400526
Matrix: Water
Associated Lab Samples: 92728841003, 92728841004, 92728841005, 92728841006, 92728841007, 92728841008

Parameter	Units	Blank Result	Reporting Limit	MDL	Analyzed	Qualifiers
Total Dissolved Solids	mg/L	ND	25.0	25.0	05/07/24 15:58	

LABORATORY CONTROL SAMPLE: 4400527

Parameter	Units	Spike Conc.	LCS Result	LCS % Rec	% Rec Limits	Qualifiers
Total Dissolved Solids	mg/L	250	256	102	90-110	

SAMPLE DUPLICATE: 4400528

Parameter	Units	92728841003 Result	Dup Result	RPD	Max RPD	Qualifiers
Total Dissolved Solids	mg/L	477	460	4	25	

SAMPLE DUPLICATE: 4400529

Parameter	Units	92728786001 Result	Dup Result	RPD	Max RPD	Qualifiers
Total Dissolved Solids	mg/L	1370	1360	0	25	

Results presented on this page are in the units indicated by the "Units" column except where an alternate unit is presented to the right of the result.

This report shall not be reproduced, except in full,
without the written consent of Pace Analytical Services, LLC.

Pace Analytical Services, LLC
9800 Kincey Ave. Suite 100
Huntersville, NC 28078
(704)875-9092

QUALITY CONTROL DATA

Project: Hammond AP-1
Pace Project No.: 92728841

QC Batch: 853221
QC Batch Method: SM 4500-S2D-2011
Analysis Method: SM 4500-S2D-2011
Analysis Description: 4500S2D Sulfide Water
Laboratory: Pace Analytical Services - Asheville
Associated Lab Samples: 92728841001, 92728841002, 92728841003, 92728841004, 92728841005, 92728841006, 92728841007, 92728841008

METHOD BLANK: 4403056 Matrix: Water
Associated Lab Samples: 92728841001, 92728841002, 92728841003, 92728841004, 92728841005, 92728841006, 92728841007, 92728841008

Parameter	Units	Blank Result	Reporting Limit	MDL	Analyzed	Qualifiers
Sulfide	mg/L	ND	0.10	0.022	05/09/24 04:40	

LABORATORY CONTROL SAMPLE: 4403057

Parameter	Units	Spike Conc.	LCS Result	LCS % Rec	% Rec Limits	Qualifiers
Sulfide	mg/L	0.5	0.54	109	80-120	

MATRIX SPIKE & MATRIX SPIKE DUPLICATE: 4403058 4403059

Parameter	Units	92728841007 Result	MS Spike Conc.	MSD Spike Conc.	MS Result	MSD Result	MS % Rec	MSD % Rec	% Rec Limits	RPD	Max RPD	Qual
Sulfide	mg/L	ND	0.5	0.5	0.55	0.56	109	113	80-120	3	10	

MATRIX SPIKE & MATRIX SPIKE DUPLICATE: 4403060 4403061

Parameter	Units	92728860002 Result	MS Spike Conc.	MSD Spike Conc.	MS Result	MSD Result	MS % Rec	MSD % Rec	% Rec Limits	RPD	Max RPD	Qual
Sulfide	mg/L	ND	0.5	0.5	0.46	0.52	92	104	80-120	12	10	R1

Results presented on this page are in the units indicated by the "Units" column except where an alternate unit is presented to the right of the result.

This report shall not be reproduced, except in full,
without the written consent of Pace Analytical Services, LLC.

Pace Analytical Services, LLC
9800 Kincey Ave. Suite 100
Huntersville, NC 28078
(704)875-9092

QUALITY CONTROL DATA

Project: Hammond AP-1
Pace Project No.: 92728841

QC Batch: 852564
QC Batch Method: EPA 300.0 Rev 2.1 1993
Analysis Method: EPA 300.0 Rev 2.1 1993
Analysis Description: 300.0 IC Anions
Laboratory: Pace Analytical Services - Asheville
Associated Lab Samples: 92728841001, 92728841002, 92728841003, 92728841004, 92728841005, 92728841006, 92728841007, 92728841008

METHOD BLANK: 4399708 Matrix: Water
Associated Lab Samples: 92728841001, 92728841002, 92728841003, 92728841004, 92728841005, 92728841006, 92728841007, 92728841008

Parameter	Units	Blank Result	Reporting Limit	MDL	Analyzed	Qualifiers
Chloride	mg/L	ND	1.0	0.60	05/07/24 12:54	
Fluoride	mg/L	ND	0.10	0.050	05/07/24 12:54	
Sulfate	mg/L	ND	1.0	0.50	05/07/24 12:54	

LABORATORY CONTROL SAMPLE: 4399709

Parameter	Units	Spike Conc.	LCS Result	LCS % Rec	% Rec Limits	Qualifiers
Chloride	mg/L	50	48.7	97	90-110	
Fluoride	mg/L	2.5	2.5	101	90-110	
Sulfate	mg/L	50	47.6	95	90-110	

MATRIX SPIKE & MATRIX SPIKE DUPLICATE: 4399710 4399711

Parameter	Units	92728841001 Result	MS Spike Conc.	MSD Spike Conc.	MS Result	MSD Result	MS % Rec	MSD % Rec	% Rec Limits	RPD	Max RPD	Qual
Chloride	mg/L	8.0	50	50	58.4	58.9	101	102	90-110	1	10	
Fluoride	mg/L	0.47	2.5	2.5	4.1	4.1	146	145	90-110	0	10	M1
Sulfate	mg/L	180	50	50	231	223	101	86	90-110	3	10	M1

MATRIX SPIKE & MATRIX SPIKE DUPLICATE: 4399712 4399713

Parameter	Units	92728877001 Result	MS Spike Conc.	MSD Spike Conc.	MS Result	MSD Result	MS % Rec	MSD % Rec	% Rec Limits	RPD	Max RPD	Qual
Chloride	mg/L	1.5	50	50	58.2	53.1	113	103	90-110	9	10	M1
Fluoride	mg/L	0.47	2.5	2.5	4.1	3.7	145	129	90-110	10	10	M1
Sulfate	mg/L	37.7	50	50	84.1	86.7	93	98	90-110	3	10	

Results presented on this page are in the units indicated by the "Units" column except where an alternate unit is presented to the right of the result.

REPORT OF LABORATORY ANALYSIS

This report shall not be reproduced, except in full,
without the written consent of Pace Analytical Services, LLC.

Pace Analytical Services, LLC
9800 Kincey Ave. Suite 100
Huntersville, NC 28078
(704)875-9092

QUALIFIERS

Project: Hammond AP-1
Pace Project No.: 92728841

DEFINITIONS

DF - Dilution Factor, if reported, represents the factor applied to the reported data due to dilution of the sample aliquot.

ND - Not Detected at or above adjusted reporting limit.

TNTC - Too Numerous To Count

J - Estimated concentration above the adjusted method detection limit and below the adjusted reporting limit.

MDL - Adjusted Method Detection Limit.

PQL - Practical Quantitation Limit.

RL - Reporting Limit - The lowest concentration value that meets project requirements for quantitative data with known precision and bias for a specific analyte in a specific matrix.

S - Surrogate

1,2-Diphenylhydrazine decomposes to and cannot be separated from Azobenzene using Method 8270. The result for each analyte is a combined concentration.

Consistent with EPA guidelines, unrounded data are displayed and have been used to calculate % recovery and RPD values.

LCS(D) - Laboratory Control Sample (Duplicate)

MS(D) - Matrix Spike (Duplicate)

DUP - Sample Duplicate

RPD - Relative Percent Difference

NC - Not Calculable.

SG - Silica Gel - Clean-Up

U - Indicates the compound was analyzed for, but not detected.

Acid preservation may not be appropriate for 2 Chloroethylvinyl ether.

A separate vial preserved to a pH of 4-5 is recommended in SW846 Chapter 4 for the analysis of Acrolein and Acrylonitrile by EPA Method 8260.

N-Nitrosodiphenylamine decomposes and cannot be separated from Diphenylamine using Method 8270. The result reported for each analyte is a combined concentration.

Reported results are not rounded until the final step prior to reporting. Therefore, calculated parameters that are typically reported as "Total" may vary slightly from the sum of the reported component parameters.

Pace Analytical is TNI accredited. Contact your Pace PM for the current list of accredited analytes.

TNI - The NELAC Institute.

ANALYTE QUALIFIERS

B	Analyte was detected in the associated method blank.
M1	Matrix spike recovery exceeded QC limits. Batch accepted based on laboratory control sample (LCS) recovery.
R1	RPD value was outside control limits.

This report shall not be reproduced, except in full,
without the written consent of Pace Analytical Services, LLC.

Pace Analytical Services, LLC
9800 Kincey Ave. Suite 100
Huntersville, NC 28078
(704)875-9092

QUALITY CONTROL DATA CROSS REFERENCE TABLE

Project: Hammond AP-1
Pace Project No.: 92728841

Lab ID	Sample ID	QC Batch Method	QC Batch	Analytical Method	Analytical Batch
92728841001	**HAM-INW-04**	EPA 3010A	852144	EPA 6010D	852161
92728841002	**HAM-INW-05**	EPA 3010A	852144	EPA 6010D	852161
92728841003	**HAM-PT-08**	EPA 3010A	852144	EPA 6010D	852161
92728841004	**HAM-PT-14**	EPA 3010A	852144	EPA 6010D	852161
92728841005	**HAM-PT-15**	EPA 3010A	852144	EPA 6010D	852161
92728841006	**HAM-AP1-EB-01**	EPA 3010A	852144	EPA 6010D	852161
92728841007	**HAM-AP1-FB-01**	EPA 3010A	852144	EPA 6010D	852161
92728841008	**HAM-AP1-FD-01**	EPA 3010A	852144	EPA 6010D	852161
92728841001	**HAM-INW-04**	EPA 3005A	852143	EPA 6020B	852177
92728841002	**HAM-INW-05**	EPA 3005A	852143	EPA 6020B	852177
92728841003	**HAM-PT-08**	EPA 3005A	852143	EPA 6020B	852177
92728841004	**HAM-PT-14**	EPA 3005A	852143	EPA 6020B	852177
92728841005	**HAM-PT-15**	EPA 3005A	852143	EPA 6020B	852177
92728841006	**HAM-AP1-EB-01**	EPA 3005A	852143	EPA 6020B	852177
92728841007	**HAM-AP1-FB-01**	EPA 3005A	852143	EPA 6020B	852177
92728841008	**HAM-AP1-FD-01**	EPA 3005A	852143	EPA 6020B	852177
92728841001	**HAM-INW-04**	EPA 7470A	852339	EPA 7470A	852477
92728841002	**HAM-INW-05**	EPA 7470A	852339	EPA 7470A	852477
92728841003	**HAM-PT-08**	EPA 7470A	852339	EPA 7470A	852477
92728841004	**HAM-PT-14**	EPA 7470A	852339	EPA 7470A	852477
92728841005	**HAM-PT-15**	EPA 7470A	852339	EPA 7470A	852477
92728841006	**HAM-AP1-EB-01**	EPA 7470A	852339	EPA 7470A	852477
92728841007	**HAM-AP1-FB-01**	EPA 7470A	852339	EPA 7470A	852477
92728841008	**HAM-AP1-FD-01**	EPA 7470A	852339	EPA 7470A	852477
92728841001	**HAM-INW-04**	SM 2320B-2011	852662		
92728841002	**HAM-INW-05**	SM 2320B-2011	852662		
92728841003	**HAM-PT-08**	SM 2320B-2011	852662		
92728841004	**HAM-PT-14**	SM 2320B-2011	852662		
92728841005	**HAM-PT-15**	SM 2320B-2011	852662		
92728841006	**HAM-AP1-EB-01**	SM 2320B-2011	852662		
92728841007	**HAM-AP1-FB-01**	SM 2320B-2011	852662		
92728841008	**HAM-AP1-FD-01**	SM 2320B-2011	852668		
92728841001	**HAM-INW-04**	SM 2540C-2015	852725		
92728841002	**HAM-INW-05**	SM 2540C-2015	852725		
92728841003	**HAM-PT-08**	SM 2540C-2015	852726		
92728841004	**HAM-PT-14**	SM 2540C-2015	852726		
92728841005	**HAM-PT-15**	SM 2540C-2015	852726		
92728841006	**HAM-AP1-EB-01**	SM 2540C-2015	852726		
92728841007	**HAM-AP1-FB-01**	SM 2540C-2015	852726		
92728841008	**HAM-AP1-FD-01**	SM 2540C-2015	852726		
92728841001	**HAM-INW-04**	SM 4500-S2D-2011	853221		
92728841002	**HAM-INW-05**	SM 4500-S2D-2011	853221		
92728841003	**HAM-PT-08**	SM 4500-S2D-2011	853221		
92728841004	**HAM-PT-14**	SM 4500-S2D-2011	853221		
92728841005	**HAM-PT-15**	SM 4500-S2D-2011	853221		

This report shall not be reproduced, except in full,
without the written consent of Pace Analytical Services, LLC.

Pace Analytical Services, LLC
9800 Kincey Ave. Suite 100
Huntersville, NC 28078
(704)875-9092

QUALITY CONTROL DATA CROSS REFERENCE TABLE

Project: Hammond AP-1
Pace Project No.: 92728841

Lab ID	Sample ID	QC Batch Method	QC Batch	Analytical Method	Analytical Batch
92728841006	**HAM-AP1-EB-01**	SM 4500-S2D-2011	853221		
92728841007	**HAM-AP1-FB-01**	SM 4500-S2D-2011	853221		
92728841008	**HAM-AP1-FD-01**	SM 4500-S2D-2011	853221		
92728841001	**HAM-INW-04**	EPA 300.0 Rev 2.1 1993	852564		
92728841002	**HAM-INW-05**	EPA 300.0 Rev 2.1 1993	852564		
92728841003	**HAM-PT-08**	EPA 300.0 Rev 2.1 1993	852564		
92728841004	**HAM-PT-14**	EPA 300.0 Rev 2.1 1993	852564		
92728841005	**HAM-PT-15**	EPA 300.0 Rev 2.1 1993	852564		
92728841006	**HAM-AP1-EB-01**	EPA 300.0 Rev 2.1 1993	852564		
92728841007	**HAM-AP1-FB-01**	EPA 300.0 Rev 2.1 1993	852564		
92728841008	**HAM-AP1-FD-01**	EPA 300.0 Rev 2.1 1993	852564		

This report shall not be reproduced, except in full,
without the written consent of Pace Analytical Services, LLC.

Pace

DC#_Title: ENV-FRM-HUN1-0083 v03_Sample Condition Upon Receipt

Effective Date: 12/01/2023

Laboratory receiving samples:
Asheville ☐ Eden ☐ Greenwood ☐ Huntersville ☐ Raleigh ☐ Mechanicsville ☐ Atlanta ☑ Kernersville ☐

Sample Condition Upon Receipt

Client Name: Cu Power

Project

WO# : 92728841

92728841

Courier: ☐ Commercial ☐ Fed Ex ☐ UPS ☐ USPS ☐ Client ☑ Pace ☐ Other:

Custody Seal Present? ☑ Yes ☐ No Seals Intact? ☑ Yes ☐ No ☐ N/A

Date/Initials Person Examining Contents: 5/13/24 SK

Packing Material: ☑ Bubble Wrap ☐ Bubble Bags ☐ None ☐ Other

Biological Tissue Frozen? ☐ Yes ☐ No ☑ N/A

Thermometer:
☑ IR Gun ID: 230 Type of Ice: ☑ Wet ☐ Blue ☐ None

Cooler Temp: 2.3 Correction Factor: Add/Subtract (°C) 0.0

Temp should be above freezing to 6°C
☐ Samples out of temp criteria. Samples on ice, cooling process has begun

Cooler Temp Corrected (°C): 2.3

USDA Regulated Soil (☐ N/A, water sample)
Did samples originate in a quarantine zone within the United States: CA, NY, or SC (check maps)? ☐ Yes ☐ No

Did samples originate from a foreign source (internationally, including Hawaii and Puerto Rico)? ☐ Yes ☐ No

				Comments/Discrepancy:
Chain of Custody Present?	☑ Yes	☐ No	☐ N/A	1.
Samples Arrived within Hold Time?	☑ Yes	☐ No	☐ N/A	2.
Short Hold Time Analysis (<72 hr.)?	☐ Yes	☐ No	☐ N/A	3.
Rush Turn Around Time Requested?	☐ Yes	☑ No	☐ N/A	4.
Sufficient Volume?	☑ Yes	☐ No	☐ N/A	5.
Correct Containers Used?	☑ Yes	☐ No	☐ N/A	6.
-Pace Containers Used?	☑ Yes	☐ No	☐ N/A	
Containers Intact?	☑ Yes	☐ No	☐ N/A	7.
Dissolved analysis: Samples Field Filtered?	☐ Yes	☐ No	☑ N/A	8.
Sample Labels Match COC? -Includes Date/Time/ID/Analysis Matrix: Lw 5/13/24 SK	☐ Yes	☑ No	☐ N/A	9.
Headspace in VOA Vials (>5-6mm)?	☐ Yes	☐ No	☑ N/A	10.
Trip Blank Present?	☐ Yes	☐ No	☑ N/A	11.
Trip Blank Custody Seals Present?	☐ Yes	☐ No	☑ N/A	

Field Data Required? ☐ Yes ☐ No

COMMENTS/SAMPLE DISCREPANCY

Chain cited on 2 sampling but still proceed to send them. Also HAM-API-FD-01 is not present but HAM-API-FD-02 is.

Lot ID of split containers:

CLIENT NOTIFICATION/RESOLUTION

Person contacted: Date/Time:

Project Manager SCURF Review: Date:

Project Manager SRF Review: Date:

Qualtrax ID: 69614

DC#_Title: ENV-FRM-HUN1-0083 v03_Sample Condition Upon Receipt

Effective Date: 12/01/2023

WO#: 92728841

Project #

PM: BV Due Date: 05/10/24

CLIENT: 92- GP-HAM

*Check mark top half of box if pH and/or dechlorination is verified and within the acceptance range for preservation samples.

Exceptions: VOA, Coliform, TOC, Oil and Grease, DRO/8015 (water) DOC, LLHg

**Bottom half of box is to list number of bottles

***Check all unpreserved Nitrates for chlorine

Item#	BP4U-125 mL Plastic Unpreserved (N/A) (Cl-)	BP3U-250 mL Plastic Unpreserved (N/A)	BP2U-500 mL Plastic Unpreserved (N/A)	BP1U-1 liter Plastic Unpreserved (N/A)	BP4S-125 mL Plastic H2SO4 (pH < 2) (Cl-)	BP3N-250 mL plastic HNO3 (pH < 2)	BP4Z-125 mL Plastic Zn Acetate & NaOH (>9)	BP4B-125 mL Plastic NaOH (pH > 12) (Cl-)	WGKU-Wide-mouthed Glass Jar Unpreserved	AG1U-1 liter Amber Unpreserved (N/A) (Cl-)	AG1H-1 liter Amber HCl (pH < 2)	AG3U-250 mL Amber Unpreserved (N/A) (Cl-)	AG1S-1 liter Amber H2SO4 (pH < 2)	AG3S-250 mL Amber H2SO4 (pH < 2)	DG9A-40 mL Amber NH4Cl (N/A)(Cl-)	DG9H-40 mL VOA HCl (N/A)	VG9T-40 mL VOA Na2S2O3 (N/A)	VG9U-40 mL VOA Unpreserved (N/A)	DG9V-40 mL VOA H3PO4 (N/A)	KP7U-50 mL Plastic Unpreserved (N/A)	V/GK (3 vials per kit)-VPH/Gas kit (N/A)	SP5T-125 mL Sterile Plastic (N/A – lab)	SP2T-250 mL Sterile Plastic (N/A – lab)		BP3R-250 mL Plastic (NH2)2SO4 (9.3-9.7)	AG0U-100 mL Amber Unpreserved (N/A) (Cl-)	VSGU-20 mL Scintillation vials (N/A)	DG9U-40 mL Amber Unpreserved vials (N/A)
1		2																										
2		2																										
3		2																										
4		2																										
5		2																										
6		2																										
7		2																										
8		2																										
9		2																										
10		2																										
11																												
12																												

pH Adjustment Log for Preserved Samples

Sample ID	Type of Preservative	pH upon receipt	Date preservation adjusted	Time preservation adjusted	Amount of Preservative added	Lot #

Note: Whenever there is a discrepancy affecting North Carolina compliance samples, a copy of this form will be sent to the North Carolina DENR Certification Office (i.e. Out of hold, incorrect preservative, out of temp, incorrect containers.

ualtrax ID: 69614

Pace Analytical

CHAIN-OF-CUSTODY / Analytical Request Document

The Chain-of-Custody is a LEGAL DOCUMENT. All relevant fields must be completed accurately.

Page: 1 of 1

Section A Required Client Information

Company:	GA Power
Address:	Atlanta, GA
Email To:	SCS Contacts
Phone:	Fax:
Requested Due Date/TAT:	5 day

Section B Required Project Information

Report To:	SCS Contacts
Copy To:	Geosyntec Contacts
Purchase Order No.:	GPC62474-0001
Project Name:	Hammond AP-1
Project Number:	

Section C Invoice Information

Attention:	Southern Co.
Company Name:	
Address:	
Pace Quote Reference:	
Pace Project Manager:	Bonnie Vang
Pace Profile #:	10839

REGULATORY AGENCY

☐ NPDES ☐ GROUND WATER ☐ DRINKING WATER
☐ UST ☐ RCRA ☒ OTHER CCR

Site Location STATE: GA

Section D Required Client Information

Valid Matrix Codes

MATRIX	CODE
DRINKING WATER	DW
WATER	WT
WASTE WATER	WW
PRODUCT	P
SOIL/SOLID	SL
OIL	OL
WIPE	WP
AIR	AR
OTHER	OT
TISSUE	TS

SAMPLE ID
(A-Z, 0-9 / -)
Sample IDs MUST BE UNIQUE

Requested Analysis Filtered (Y/N)

ITEM #	SAMPLE ID	MATRIX CODE (see valid codes to left)	SAMPLE TYPE (G=GRAB C=COMP)	COLLECTED COMPOSITE DATE	COLLECTED COMPOSITE TIME	COLLECTED COMPOSITE END DATE	COLLECTED COMPOSITE END TIME	SAMPLE TEMP AT COLLECTION	# OF CONTAINERS	Preservatives: Unpreserved	H_2SO_4	HNO_3	HCl	NaOH	$Na_2S_2O_3$	Methanol	Other	Analysis Test	Chloride, Fluoride, Sulfate	Full App. III and IV metals	Major Ions (Profile 10839-2)	TDS	Residual Chlorine (Y/N)	Pace Project No./ Lab I.D.
																		Y/N	N	N	N	N		
1	HAM-INW-04	WG	G	5/2/2024	1416			21	5	3		1					1		X	X	X	X	N	
2	HAM-INW-05	WG	G	5/2/2024	0955			18	5	3		1					1		X	X	X	X	N	
3	5-3-2024 ~~HAM-PT-07~~	~~WG~~	~~G~~	~~5/2/2024~~	~~1740~~			~~20~~	~~5~~	~~3~~		~~1~~					~~1~~		~~X~~	~~X~~	~~X~~	~~X~~	~~N~~	
4	HAM-PT-08	WG	G	5/2/2024	1238			22	5	3		1					1		X	X	X	X	N	
5	5-3-2024 ~~HAM-PT-13~~	~~WG~~	~~G~~	~~5/2/2024~~	~~1727~~			~~19~~	~~5~~	~~3~~		~~1~~					~~1~~		~~X~~	~~X~~	~~X~~	~~X~~	~~N~~	
6	HAM-PT-14	WG	G	5/2/2024	1206			19	5	3		1					1		X	X	X	X	N	
7	HAM-PT-15	WG	G	5/2/2024	1340			22	5	3		1					1		X	X	X	X	N	
8	HAM-AP1-EB-01	WG	G	5/2/2024	1520			20	5	3		1					1		X	X	X	X	N	
9	HAM-AP1-FB-01	WG	G	5/2/2024	1515			20	5	3		1					1		X	X	X	X	N	
10	HAM-AP1-FD-01	WG	G	5/2/2024	0000			20	5	3		1					1		X	X	X	X	N	
11																								
12						ER	5/2/2024																	

ADDITIONAL COMMENTS	RELINQUISHED BY / AFFILIATION	DATE	TIME	ACCEPTED BY / AFFILIATION	DATE	TIME	SAMPLE CONDITIONS
Task Code: HAM-CCR-CA-2024ESD	[signature] / Geosyntec	5/2/2024	1900	[signature] / Geosyntec	5/2/2024	1900	
	[signature] / Geosyntec	5/3/2024	1320	Ryan Williams / Pace	5/3/2024	1320	
	Ryan Williams / Pace	5/3/2024	1450	[signature]	5/3	1456	

SAMPLER NAME AND SIGNATURE		
PRINT Name of SAMPLER:	Elisabeth Russell, Zain Webb / Geosyntec Consultants, Inc.	
SIGNATURE of SAMPLER:	[signature]	DATE Signed (MM/DD/YY): 05/02/2024

Temp in °C | Received on Ice (Y/N) | Custody Sealed Cooler (Y/N) | Samples Intact (Y/N)

*Important Note: By signing this form you are accepting Pace's NET 30 day payment terms and agreeing to late charges of 1.5% per month for any invoices not paid within 30 days.

F-ALL-Q-020rev.07, 15-Feb-2007

Pace Analytical Services, LLC
9800 Kincey Ave. Suite 100
Huntersville, NC 28078
(704)875-9092

May 20, 2024

Kristen Jurinko
Southern Company
241 Ralph McGill Blvd NE
Bin 10160
Atlanta, GA 30308

RE: Project: Hammond AP-1
Pace Project No.: 92730250

Dear Kristen Jurinko:

Enclosed are the analytical results for sample(s) received by the laboratory on May 10, 2024. The results relate only to the samples included in this report. Results reported herein conform to the applicable TNI/NELAC Standards and the laboratory's Quality Manual, where applicable, unless otherwise noted in the body of the report.

The test results provided in this final report were generated by each of the following laboratories within the Pace Network:

- Pace Analytical Services - Asheville
- Pace Analytical Services - Peachtree Corners, GA

If you have any questions concerning this report, please feel free to contact me.

Sincerely,

Bonnie Vang

Bonnie Vang
bonnie.vang@pacelabs.com
704-977-0968
Project Manager

Enclosures

cc: Kip Gray, Geosyntec
Christine Hug, Geosyntec Consultants, Inc.
Thomas Kessler, Geosyntec Consultants
Whitney Law, Geosyntec Consultants
Laura Midkiff, Southern Company
Caroline Nelson, Geosyntec Consultants, Inc
Anthony Szwast, Geosyntec Consultants

REPORT OF LABORATORY ANALYSIS

This report shall not be reproduced, except in full,
without the written consent of Pace Analytical Services, LLC.

Pace Analytical Services, LLC
9800 Kincey Ave. Suite 100
Huntersville, NC 28078
(704)875-9092

CERTIFICATIONS

Project:	Hammond AP-1
Pace Project No.:	92730250

Pace Analytical Services Asheville

2225 Riverside Drive, Asheville, NC 28804
Florida/NELAP Certification #: E87648
North Carolina Drinking Water Certification #: 37712
North Carolina Wastewater Certification #: 40
South Carolina Laboratory ID: 99030
South Carolina Certification #: 99030001
Virginia/VELAP Certification #: 460222

Pace Analytical Services Peachtree Corners

110 Technology Pkwy, Peachtree Corners, GA 30092
Florida DOH Certification #: E87315
Georgia DW Inorganics Certification #: 812
North Carolina Certification #: 381
South Carolina Certification #: 98011001
Virginia Certification #: 460204

This report shall not be reproduced, except in full,
without the written consent of Pace Analytical Services, LLC.

Pace Analytical Services, LLC
9800 Kincey Ave. Suite 100
Huntersville, NC 28078
(704)875-9092

SAMPLE SUMMARY

Project: Hammond AP-1
Pace Project No.: 92730250

Lab ID	Sample ID	Matrix	Date Collected	Date Received
92730250001	**HAM-PT-07**	Water	05/09/24 14:58	05/10/24 13:40
92730250002	**HAM-PT-13**	Water	05/09/24 16:45	05/10/24 13:40

This report shall not be reproduced, except in full,
without the written consent of Pace Analytical Services, LLC.

Pace Analytical Services, LLC
9800 Kincey Ave. Suite 100
Huntersville, NC 28078
(704)875-9092

SAMPLE ANALYTE COUNT

Project: Hammond AP-1
Pace Project No.: 92730250

Lab ID	Sample ID	Method	Analysts	Analytes Reported
92730250001	**HAM-PT-07**	EPA 6010D	DRB	6
		EPA 6020B	MT1	13
		EPA 7470A	VB	1
		SM 2540C-2015	DL1	1
		SM 2320B-2011	SMS	3
		SM 4500-S2D-2011	JP1	1
		EPA 300.0 Rev 2.1 1993	JCM	3
92730250002	**HAM-PT-13**	EPA 6010D	DRB	6
		EPA 6020B	MT1	13
		EPA 7470A	VB	1
		SM 2540C-2015	DL1	1
		SM 2320B-2011	SMS	3
		SM 4500-S2D-2011	JP1	1
		EPA 300.0 Rev 2.1 1993	JCM	3

PASI-A = Pace Analytical Services - Asheville
PASI-GA = Pace Analytical Services - Peachtree Corners, GA

This report shall not be reproduced, except in full,
without the written consent of Pace Analytical Services, LLC.

Pace Analytical Services, LLC
9800 Kincey Ave. Suite 100
Huntersville, NC 28078
(704)875-9092

SUMMARY OF DETECTION

Project: Hammond AP-1
Pace Project No.: 92730250

Lab Sample ID Method	Client Sample ID Parameters	Result	Units	Report Limit	Analyzed	Qualifiers
92730250001	**HAM-PT-07**					
EPA 6010D	Sodium	6.8	mg/L	1.0	05/15/24 22:05	
EPA 6010D	Iron	16.9	mg/L	0.040	05/14/24 17:10	
EPA 6010D	Manganese	3.2	mg/L	0.040	05/14/24 17:10	
EPA 6010D	Potassium	5.6	mg/L	0.50	05/14/24 17:10	
EPA 6010D	Calcium	98.0	mg/L	1.0	05/14/24 17:10	
EPA 6010D	Magnesium	12.5	mg/L	0.050	05/14/24 17:10	
EPA 6020B	Antimony	0.00059J	mg/L	0.0030	05/15/24 14:25	
EPA 6020B	Arsenic	0.30	mg/L	0.0050	05/15/24 14:25	
EPA 6020B	Barium	0.037	mg/L	0.0050	05/15/24 14:25	
EPA 6020B	Beryllium	0.00010J	mg/L	0.00050	05/15/24 14:25	
EPA 6020B	Boron	0.55	mg/L	0.040	05/15/24 14:25	
EPA 6020B	Cobalt	0.041	mg/L	0.0050	05/15/24 14:25	
EPA 6020B	Lithium	0.064	mg/L	0.030	05/15/24 14:25	
EPA 6020B	Molybdenum	0.010	mg/L	0.010	05/15/24 14:25	
SM 2540C-2015	Total Dissolved Solids	463	mg/L	25.0	05/14/24 12:37	
SM 2320B-2011	Alkalinity,Bicarbonate (CaCO3)	117	mg/L	5.0	05/17/24 19:33	
SM 2320B-2011	Alkalinity, Total as CaCO3	117	mg/L	5.0	05/17/24 19:33	
EPA 300.0 Rev 2.1 1993	Chloride	9.2	mg/L	1.0	05/14/24 00:00	
EPA 300.0 Rev 2.1 1993	Fluoride	0.33	mg/L	0.10	05/14/24 00:00	
EPA 300.0 Rev 2.1 1993	Sulfate	177	mg/L	4.0	05/14/24 03:34	
92730250002	**HAM-PT-13**					
EPA 6010D	Iron	15.5	mg/L	0.040	05/14/24 17:13	
EPA 6010D	Manganese	3.5	mg/L	0.040	05/14/24 17:13	
EPA 6010D	Potassium	5.0	mg/L	0.50	05/14/24 17:13	
EPA 6010D	Calcium	94.4	mg/L	1.0	05/14/24 17:13	
EPA 6010D	Magnesium	11.4	mg/L	0.050	05/14/24 17:13	
EPA 6010D	Sodium	6.9	mg/L	1.0	05/15/24 22:10	
EPA 6020B	Arsenic	0.30	mg/L	0.0050	05/15/24 14:29	
EPA 6020B	Barium	0.036	mg/L	0.0050	05/15/24 14:29	
EPA 6020B	Boron	0.54	mg/L	0.040	05/15/24 14:29	
EPA 6020B	Cobalt	0.026	mg/L	0.0050	05/15/24 14:29	
EPA 6020B	Lithium	0.061	mg/L	0.030	05/15/24 14:29	
EPA 6020B	Molybdenum	0.0095J	mg/L	0.010	05/15/24 14:29	
SM 2540C-2015	Total Dissolved Solids	472	mg/L	25.0	05/14/24 12:37	
SM 2320B-2011	Alkalinity,Bicarbonate (CaCO3)	106	mg/L	5.0	05/17/24 19:42	
SM 2320B-2011	Alkalinity, Total as CaCO3	106	mg/L	5.0	05/17/24 19:42	
EPA 300.0 Rev 2.1 1993	Chloride	9.0	mg/L	1.0	05/14/24 00:14	
EPA 300.0 Rev 2.1 1993	Fluoride	0.35	mg/L	0.10	05/14/24 00:14	
EPA 300.0 Rev 2.1 1993	Sulfate	195	mg/L	4.0	05/14/24 03:48	

This report shall not be reproduced, except in full,
without the written consent of Pace Analytical Services, LLC.

Pace Analytical Services, LLC
9800 Kincey Ave. Suite 100
Huntersville, NC 28078
(704)875-9092

ANALYTICAL RESULTS

Project: Hammond AP-1
Pace Project No.: 92730250

Sample: HAM-PT-07 **Lab ID: 92730250001** Collected: 05/09/24 14:58 Received: 05/10/24 13:40 Matrix: Water

Parameters	Results	Units	Report Limit	MDL	DF	Prepared	Analyzed	CAS No.	Qual
6010D ATL ICP	Analytical Method: EPA 6010D Preparation Method: EPA 3010A								
	Pace Analytical Services - Peachtree Corners, GA								
Sodium	**6.8**	mg/L	1.0	0.58	1	05/10/24 17:49	05/15/24 22:05	7440-23-5	
Iron	**16.9**	mg/L	0.040	0.025	1	05/10/24 17:49	05/14/24 17:10	7439-89-6	
Manganese	**3.2**	mg/L	0.040	0.011	1	05/10/24 17:49	05/14/24 17:10	7439-96-5	
Potassium	**5.6**	mg/L	0.50	0.15	1	05/10/24 17:49	05/14/24 17:10	7440-09-7	
Calcium	**98.0**	mg/L	1.0	0.12	1	05/10/24 17:49	05/14/24 17:10	7440-70-2	
Magnesium	**12.5**	mg/L	0.050	0.012	1	05/10/24 17:49	05/14/24 17:10	7439-95-4	
6020 MET ICPMS	Analytical Method: EPA 6020B Preparation Method: EPA 3005A								
	Pace Analytical Services - Peachtree Corners, GA								
Antimony	**0.00059J**	mg/L	0.0030	0.00054	1	05/11/24 13:00	05/15/24 14:25	7440-36-0	
Arsenic	**0.30**	mg/L	0.0050	0.00084	1	05/11/24 13:00	05/15/24 14:25	7440-38-2	
Barium	**0.037**	mg/L	0.0050	0.00047	1	05/11/24 13:00	05/15/24 14:25	7440-39-3	
Beryllium	**0.00010J**	mg/L	0.00050	0.000094	1	05/11/24 13:00	05/15/24 14:25	7440-41-7	
Boron	**0.55**	mg/L	0.040	0.012	1	05/11/24 13:00	05/15/24 14:25	7440-42-8	
Cadmium	ND	mg/L	0.00050	0.00010	1	05/11/24 13:00	05/15/24 14:25	7440-43-9	
Chromium	ND	mg/L	0.0050	0.0019	1	05/11/24 13:00	05/15/24 14:25	7440-47-3	
Cobalt	**0.041**	mg/L	0.0050	0.00032	1	05/11/24 13:00	05/15/24 14:25	7440-48-4	
Lead	ND	mg/L	0.0010	0.00016	1	05/11/24 13:00	05/15/24 14:25	7439-92-1	
Lithium	**0.064**	mg/L	0.030	0.0016	1	05/11/24 13:00	05/15/24 14:25	7439-93-2	
Molybdenum	**0.010**	mg/L	0.010	0.00062	1	05/11/24 13:00	05/15/24 14:25	7439-98-7	
Selenium	ND	mg/L	0.0050	0.00096	1	05/11/24 13:00	05/15/24 14:25	7782-49-2	
Thallium	ND	mg/L	0.0010	0.00038	1	05/11/24 13:00	05/15/24 14:25	7440-28-0	
7470 Mercury	Analytical Method: EPA 7470A Preparation Method: EPA 7470A								
	Pace Analytical Services - Peachtree Corners, GA								
Mercury	ND	mg/L	0.00020	0.00013	1	05/16/24 17:00	05/17/24 09:15	7439-97-6	
2540C Total Dissolved Solids	Analytical Method: SM 2540C-2015								
	Pace Analytical Services - Peachtree Corners, GA								
Total Dissolved Solids	**463**	mg/L	25.0	25.0	1		05/14/24 12:37		
2320B Alkalinity	Analytical Method: SM 2320B-2011								
	Pace Analytical Services - Asheville								
Alkalinity,Bicarbonate (CaCO3)	**117**	mg/L	5.0	5.0	1		05/17/24 19:33		
Alkalinity,Carbonate (CaCO3)	ND	mg/L	5.0	5.0	1		05/17/24 19:33		
Alkalinity, Total as CaCO3	**117**	mg/L	5.0	5.0	1		05/17/24 19:33		
4500S2D Sulfide Water	Analytical Method: SM 4500-S2D-2011								
	Pace Analytical Services - Asheville								
Sulfide	ND	mg/L	0.10	0.022	1		05/11/24 02:08	18496-25-8	
300.0 IC Anions 28 Days	Analytical Method: EPA 300.0 Rev 2.1 1993								
	Pace Analytical Services - Asheville								
Chloride	**9.2**	mg/L	1.0	0.60	1		05/14/24 00:00	16887-00-6	

REPORT OF LABORATORY ANALYSIS

This report shall not be reproduced, except in full,
without the written consent of Pace Analytical Services, LLC.

Pace Analytical Services, LLC
9800 Kincey Ave. Suite 100
Huntersville, NC 28078
(704)875-9092

ANALYTICAL RESULTS

Project: Hammond AP-1
Pace Project No.: 92730250

Sample: HAM-PT-07 **Lab ID: 92730250001** Collected: 05/09/24 14:58 Received: 05/10/24 13:40 Matrix: Water

Parameters	Results	Units	Report Limit	MDL	DF	Prepared	Analyzed	CAS No.	Qual
300.0 IC Anions 28 Days	Analytical Method: EPA 300.0 Rev 2.1 1993 Pace Analytical Services - Asheville								
Fluoride	**0.33**	mg/L	0.10	0.050	1		05/14/24 00:00	16984-48-8	
Sulfate	**177**	mg/L	4.0	2.0	4		05/14/24 03:34	14808-79-8	

This report shall not be reproduced, except in full,
without the written consent of Pace Analytical Services, LLC.

Pace Analytical Services, LLC
9800 Kincey Ave. Suite 100
Huntersville, NC 28078
(704)875-9092

ANALYTICAL RESULTS

Project: Hammond AP-1
Pace Project No.: 92730250

Sample: HAM-PT-13 **Lab ID: 92730250002** Collected: 05/09/24 16:45 Received: 05/10/24 13:40 Matrix: Water

Parameters	Results	Units	Report Limit	MDL	DF	Prepared	Analyzed	CAS No.	Qual
6010D ATL ICP	Analytical Method: EPA 6010D Preparation Method: EPA 3010A Pace Analytical Services - Peachtree Corners, GA								
Iron	**15.5**	mg/L	0.040	0.025	1	05/10/24 17:49	05/14/24 17:13	7439-89-6	
Manganese	**3.5**	mg/L	0.040	0.011	1	05/10/24 17:49	05/14/24 17:13	7439-96-5	
Potassium	**5.0**	mg/L	0.50	0.15	1	05/10/24 17:49	05/14/24 17:13	7440-09-7	
Calcium	**94.4**	mg/L	1.0	0.12	1	05/10/24 17:49	05/14/24 17:13	7440-70-2	
Magnesium	**11.4**	mg/L	0.050	0.012	1	05/10/24 17:49	05/14/24 17:13	7439-95-4	
Sodium	**6.9**	mg/L	1.0	0.58	1	05/10/24 17:49	05/15/24 22:10	7440-23-5	
6020 MET ICPMS	Analytical Method: EPA 6020B Preparation Method: EPA 3005A Pace Analytical Services - Peachtree Corners, GA								
Antimony	ND	mg/L	0.0030	0.00054	1	05/11/24 13:00	05/15/24 14:29	7440-36-0	
Arsenic	**0.30**	mg/L	0.0050	0.00084	1	05/11/24 13:00	05/15/24 14:29	7440-38-2	
Barium	**0.036**	mg/L	0.0050	0.00047	1	05/11/24 13:00	05/15/24 14:29	7440-39-3	
Beryllium	ND	mg/L	0.00050	0.000094	1	05/11/24 13:00	05/15/24 14:29	7440-41-7	
Boron	**0.54**	mg/L	0.040	0.012	1	05/11/24 13:00	05/15/24 14:29	7440-42-8	
Cadmium	ND	mg/L	0.00050	0.00010	1	05/11/24 13:00	05/15/24 14:29	7440-43-9	
Chromium	ND	mg/L	0.0050	0.0019	1	05/11/24 13:00	05/15/24 14:29	7440-47-3	
Cobalt	**0.026**	mg/L	0.0050	0.00032	1	05/11/24 13:00	05/15/24 14:29	7440-48-4	
Lead	ND	mg/L	0.0010	0.00016	1	05/11/24 13:00	05/15/24 14:29	7439-92-1	
Lithium	**0.061**	mg/L	0.030	0.0016	1	05/11/24 13:00	05/15/24 14:29	7439-93-2	
Molybdenum	**0.0095J**	mg/L	0.010	0.00062	1	05/11/24 13:00	05/15/24 14:29	7439-98-7	
Selenium	ND	mg/L	0.0050	0.00096	1	05/11/24 13:00	05/15/24 14:29	7782-49-2	
Thallium	ND	mg/L	0.0010	0.00038	1	05/11/24 13:00	05/15/24 14:29	7440-28-0	
7470 Mercury	Analytical Method: EPA 7470A Preparation Method: EPA 7470A Pace Analytical Services - Peachtree Corners, GA								
Mercury	ND	mg/L	0.00020	0.00013	1	05/16/24 17:00	05/17/24 09:17	7439-97-6	
2540C Total Dissolved Solids	Analytical Method: SM 2540C-2015 Pace Analytical Services - Peachtree Corners, GA								
Total Dissolved Solids	**472**	mg/L	25.0	25.0	1		05/14/24 12:37		
2320B Alkalinity	Analytical Method: SM 2320B-2011 Pace Analytical Services - Asheville								
Alkalinity,Bicarbonate (CaCO3)	**106**	mg/L	5.0	5.0	1		05/17/24 19:42		
Alkalinity,Carbonate (CaCO3)	ND	mg/L	5.0	5.0	1		05/17/24 19:42		
Alkalinity, Total as CaCO3	**106**	mg/L	5.0	5.0	1		05/17/24 19:42		
4500S2D Sulfide Water	Analytical Method: SM 4500-S2D-2011 Pace Analytical Services - Asheville								
Sulfide	ND	mg/L	0.10	0.022	1		05/11/24 02:10	18496-25-8	
300.0 IC Anions 28 Days	Analytical Method: EPA 300.0 Rev 2.1 1993 Pace Analytical Services - Asheville								
Chloride	**9.0**	mg/L	1.0	0.60	1		05/14/24 00:14	16887-00-6	

REPORT OF LABORATORY ANALYSIS

This report shall not be reproduced, except in full,
without the written consent of Pace Analytical Services, LLC.

Pace Analytical Services, LLC
9800 Kincey Ave. Suite 100
Huntersville, NC 28078
(704)875-9092

ANALYTICAL RESULTS

Project: Hammond AP-1
Pace Project No.: 92730250

Sample: HAM-PT-13 **Lab ID: 92730250002** Collected: 05/09/24 16:45 Received: 05/10/24 13:40 Matrix: Water

Parameters	Results	Units	Report Limit	MDL	DF	Prepared	Analyzed	CAS No.	Qual
300.0 IC Anions 28 Days	Analytical Method: EPA 300.0 Rev 2.1 1993 Pace Analytical Services - Asheville								
Fluoride	**0.35**	mg/L	0.10	0.050	1		05/14/24 00:14	16984-48-8	
Sulfate	**195**	mg/L	4.0	2.0	4		05/14/24 03:48	14808-79-8	

This report shall not be reproduced, except in full,
without the written consent of Pace Analytical Services, LLC.

Pace Analytical Services, LLC
9800 Kincey Ave. Suite 100
Huntersville, NC 28078
(704)875-9092

QUALITY CONTROL DATA

Project: Hammond AP-1
Pace Project No.: 92730250

QC Batch: 853813
QC Batch Method: EPA 3010A
Analysis Method: EPA 6010D
Analysis Description: 6010D ATL
Laboratory: Pace Analytical Services - Peachtree Corners, GA
Associated Lab Samples: 92730250001, 92730250002

METHOD BLANK: 4406154
Matrix: Water
Associated Lab Samples: 92730250001, 92730250002

Parameter	Units	Blank Result	Reporting Limit	MDL	Analyzed	Qualifiers
Calcium	mg/L	ND	1.0	0.12	05/14/24 14:43	
Iron	mg/L	ND	0.040	0.025	05/14/24 14:43	
Magnesium	mg/L	ND	0.050	0.012	05/14/24 14:43	
Manganese	mg/L	ND	0.040	0.011	05/14/24 14:43	
Potassium	mg/L	ND	0.50	0.15	05/15/24 21:55	
Sodium	mg/L	ND	1.0	0.58	05/15/24 21:55	

LABORATORY CONTROL SAMPLE: 4406155

Parameter	Units	Spike Conc.	LCS Result	LCS % Rec	% Rec Limits	Qualifiers
Calcium	mg/L	1	0.95J	95	80-120	
Iron	mg/L	1	0.97	97	80-120	
Magnesium	mg/L	1	0.98	98	80-120	
Manganese	mg/L	1	0.96	96	80-120	
Potassium	mg/L	1	0.89	89	80-120	
Sodium	mg/L	1	0.94J	94	80-120	

MATRIX SPIKE & MATRIX SPIKE DUPLICATE: 4406156 4406157

Parameter	Units	92729900005 Result	MS Spike Conc.	MSD Spike Conc.	MS Result	MSD Result	MS % Rec	MSD % Rec	% Rec Limits	RPD	Max RPD	Qual
Calcium	mg/L	ND	1	1	1.3J	1.3J	94	98	75-125		20	
Iron	mg/L	ND	1	1	0.96	0.98	96	98	75-125	2	20	
Magnesium	mg/L	ND	1	1	1.0	1.0	95	98	75-125	2	20	
Manganese	mg/L	ND	1	1	1.1	1.1	101	99	75-125	2	20	
Potassium	mg/L	3370 ug/L	1	1	3.6	5.6	19	224	75-125	45	20	M1,R1
Sodium	mg/L	3680000 ug/L	1	1	3540	3590	-13800	-8670	75-125	1	20	M1

Results presented on this page are in the units indicated by the "Units" column except where an alternate unit is presented to the right of the result.

REPORT OF LABORATORY ANALYSIS

This report shall not be reproduced, except in full,
without the written consent of Pace Analytical Services, LLC.

Pace Analytical Services, LLC
9800 Kincey Ave. Suite 100
Huntersville, NC 28078
(704)875-9092

QUALITY CONTROL DATA

Project: Hammond AP-1
Pace Project No.: 92730250

QC Batch: 853920
QC Batch Method: EPA 3005A
Analysis Method: EPA 6020B
Analysis Description: 6020 MET
Laboratory: Pace Analytical Services - Peachtree Corners, GA
Associated Lab Samples: 92730250001, 92730250002

METHOD BLANK: 4406560 Matrix: Water
Associated Lab Samples: 92730250001, 92730250002

Parameter	Units	Blank Result	Reporting Limit	MDL	Analyzed	Qualifiers
Antimony	mg/L	ND	0.0030	0.00054	05/15/24 13:55	
Arsenic	mg/L	ND	0.0050	0.00084	05/15/24 13:55	
Barium	mg/L	ND	0.0050	0.00047	05/15/24 13:55	
Beryllium	mg/L	ND	0.00050	0.000094	05/15/24 13:55	
Boron	mg/L	ND	0.040	0.012	05/15/24 13:55	
Cadmium	mg/L	ND	0.00050	0.00010	05/15/24 13:55	
Chromium	mg/L	ND	0.0050	0.0019	05/15/24 13:55	
Cobalt	mg/L	ND	0.0050	0.00032	05/15/24 13:55	
Lead	mg/L	ND	0.0010	0.00016	05/15/24 13:55	
Lithium	mg/L	ND	0.030	0.0016	05/15/24 13:55	
Molybdenum	mg/L	ND	0.010	0.00062	05/15/24 13:55	
Selenium	mg/L	ND	0.0050	0.00096	05/15/24 13:55	
Thallium	mg/L	ND	0.0010	0.00038	05/15/24 13:55	

LABORATORY CONTROL SAMPLE: 4406561

Parameter	Units	Spike Conc.	LCS Result	LCS % Rec	% Rec Limits	Qualifiers
Antimony	mg/L	0.1	0.11	106	80-120	
Arsenic	mg/L	0.1	0.10	103	80-120	
Barium	mg/L	0.1	0.10	102	80-120	
Beryllium	mg/L	0.1	0.11	109	80-120	
Boron	mg/L	1	1.1	105	80-120	
Cadmium	mg/L	0.1	0.10	103	80-120	
Chromium	mg/L	0.1	0.10	103	80-120	
Cobalt	mg/L	0.1	0.10	102	80-120	
Lead	mg/L	0.1	0.10	105	80-120	
Lithium	mg/L	0.1	0.11	110	80-120	
Molybdenum	mg/L	0.1	0.11	106	80-120	
Selenium	mg/L	0.1	0.10	104	80-120	
Thallium	mg/L	0.1	0.10	101	80-120	

MATRIX SPIKE & MATRIX SPIKE DUPLICATE: 4406562 4406563

Parameter	Units	92730292001 Result	MS Spike Conc.	MSD Spike Conc.	MS Result	MSD Result	MS % Rec	MSD % Rec	% Rec Limits	RPD	Max RPD	Qual
Antimony	mg/L	0.78J ug/L	0.1	0.1	0.11	0.11	107	105	75-125	2	20	
Arsenic	mg/L	1.9J ug/L	0.1	0.1	0.11	0.11	107	104	75-125	3	20	

Results presented on this page are in the units indicated by the "Units" column except where an alternate unit is presented to the right of the result.

REPORT OF LABORATORY ANALYSIS

This report shall not be reproduced, except in full,
without the written consent of Pace Analytical Services, LLC.

Pace Analytical Services, LLC
9800 Kincey Ave. Suite 100
Huntersville, NC 28078
(704)875-9092

QUALITY CONTROL DATA

Project: Hammond AP-1
Pace Project No.: 92730250

MATRIX SPIKE & MATRIX SPIKE DUPLICATE: 4406562 4406563

Parameter	Units	92730292001 Result	MS Spike Conc.	MSD Spike Conc.	MS Result	MSD Result	MS % Rec	MSD % Rec	% Rec Limits	RPD	Max RPD	Qual
Barium	mg/L	82.1J ug/L	0.1	0.1	0.19	0.19	108	103	75-125	2	20	
Beryllium	mg/L	ND	0.1	0.1	0.10	0.10	103	102	75-125	1	20	
Boron	mg/L	19.1J ug/L	1	1	1.0	1.0	101	99	75-125	1	20	
Cadmium	mg/L	ND	0.1	0.1	0.10	0.10	104	103	75-125	1	20	
Chromium	mg/L	4.3J ug/L	0.1	0.1	0.11	0.11	106	104	75-125	2	20	
Cobalt	mg/L	ND	0.1	0.1	0.10	0.10	103	103	75-125	0	20	
Lead	mg/L	0.19J ug/L	0.1	0.1	0.10	0.10	103	102	75-125	1	20	
Lithium	mg/L	ND	0.1	0.1	0.10	0.10	103	101	75-125	2	20	
Molybdenum	mg/L	ND	0.1	0.1	0.11	0.11	107	107	75-125	0	20	
Selenium	mg/L	ND	0.1	0.1	0.11	0.10	106	103	75-125	3	20	
Thallium	mg/L	ND	0.1	0.1	0.10	0.099	101	99	75-125	2	20	

Results presented on this page are in the units indicated by the "Units" column except where an alternate unit is presented to the right of the result.

This report shall not be reproduced, except in full,
without the written consent of Pace Analytical Services, LLC.

Pace Analytical Services, LLC
9800 Kincey Ave. Suite 100
Huntersville, NC 28078
(704)875-9092

QUALITY CONTROL DATA

Project: Hammond AP-1
Pace Project No.: 92730250

QC Batch: 855047
QC Batch Method: EPA 7470A
Analysis Method: EPA 7470A
Analysis Description: 7470 Mercury
Laboratory: Pace Analytical Services - Peachtree Corners, GA
Associated Lab Samples: 92730250001, 92730250002

METHOD BLANK: 4411728
Matrix: Water
Associated Lab Samples: 92730250001, 92730250002

Parameter	Units	Blank Result	Reporting Limit	MDL	Analyzed	Qualifiers
Mercury	mg/L	ND	0.00020	0.00013	05/17/24 08:16	

LABORATORY CONTROL SAMPLE: 4411729

Parameter	Units	Spike Conc.	LCS Result	LCS % Rec	% Rec Limits	Qualifiers
Mercury	mg/L	0.0025	0.0023	92	80-120	

MATRIX SPIKE & MATRIX SPIKE DUPLICATE: 4411730 4411731

Parameter	Units	92729900001 Result	MS Spike Conc.	MSD Spike Conc.	MS Result	MSD Result	MS % Rec	MSD % Rec	% Rec Limits	RPD	Max RPD	Qual
Mercury	mg/L	ND	0.0025	0.0025	0.0022	0.0023	88	92	75-125	4	20	

Results presented on this page are in the units indicated by the "Units" column except where an alternate unit is presented to the right of the result.

REPORT OF LABORATORY ANALYSIS

This report shall not be reproduced, except in full,
without the written consent of Pace Analytical Services, LLC.

Pace Analytical Services, LLC
9800 Kincey Ave. Suite 100
Huntersville, NC 28078
(704)875-9092

QUALITY CONTROL DATA

Project: Hammond AP-1
Pace Project No.: 92730250

QC Batch: 854348
QC Batch Method: SM 2540C-2015
Analysis Method: SM 2540C-2015
Analysis Description: 2540C Total Dissolved Solids
Laboratory: Pace Analytical Services - Peachtree Corners, GA
Associated Lab Samples: 92730250001, 92730250002

METHOD BLANK: 4408261
Matrix: Water
Associated Lab Samples: 92730250001, 92730250002

Parameter	Units	Blank Result	Reporting Limit	MDL	Analyzed	Qualifiers
Total Dissolved Solids	mg/L	ND	25.0	25.0	05/14/24 12:36	

LABORATORY CONTROL SAMPLE: 4408262

Parameter	Units	Spike Conc.	LCS Result	LCS % Rec	% Rec Limits	Qualifiers
Total Dissolved Solids	mg/L	400	399	100	80-120	

SAMPLE DUPLICATE: 4408263

Parameter	Units	92730149001 Result	Dup Result	RPD	Max RPD	Qualifiers
Total Dissolved Solids	mg/L	125	125	0	10	

Results presented on this page are in the units indicated by the "Units" column except where an alternate unit is presented to the right of the result.

This report shall not be reproduced, except in full,
without the written consent of Pace Analytical Services, LLC.

Pace Analytical Services, LLC
9800 Kincey Ave. Suite 100
Huntersville, NC 28078
(704)875-9092

QUALITY CONTROL DATA

Project: Hammond AP-1
Pace Project No.: 92730250

QC Batch: 855114
QC Batch Method: SM 2320B-2011
Analysis Method: SM 2320B-2011
Analysis Description: 2320B Alkalinity
Laboratory: Pace Analytical Services - Asheville
Associated Lab Samples: 92730250001, 92730250002

METHOD BLANK: 4412185 Matrix: Water
Associated Lab Samples: 92730250001, 92730250002

Parameter	Units	Blank Result	Reporting Limit	MDL	Analyzed	Qualifiers
Alkalinity, Total as CaCO3	mg/L	ND	5.0	5.0	05/17/24 16:58	
Alkalinity,Bicarbonate (CaCO3)	mg/L	ND	5.0	5.0	05/17/24 16:58	
Alkalinity,Carbonate (CaCO3)	mg/L	ND	5.0	5.0	05/17/24 16:58	

LABORATORY CONTROL SAMPLE: 4412186

Parameter	Units	Spike Conc.	LCS Result	LCS % Rec	% Rec Limits	Qualifiers
Alkalinity, Total as CaCO3	mg/L	50	50.3	101	80-120	

LABORATORY CONTROL SAMPLE: 4412187

Parameter	Units	Spike Conc.	LCS Result	LCS % Rec	% Rec Limits	Qualifiers
Alkalinity, Total as CaCO3	mg/L	50	49.5	99	80-120	

MATRIX SPIKE & MATRIX SPIKE DUPLICATE: 4412190 4412191

Parameter	Units	92731061002 Result	MS Spike Conc.	MSD Spike Conc.	MS Result	MSD Result	MS % Rec	MSD % Rec	% Rec Limits	RPD	Max RPD	Qual
Alkalinity, Total as CaCO3	mg/L	71.7	50	50	124	122	104	101	80-120	1	25	

MATRIX SPIKE & MATRIX SPIKE DUPLICATE: 4414712 4414713

Parameter	Units	92729999001 Result	MS Spike Conc.	MSD Spike Conc.	MS Result	MSD Result	MS % Rec	MSD % Rec	% Rec Limits	RPD	Max RPD	Qual
Alkalinity, Total as CaCO3	mg/L	52.3	50	50	88.4	86.8	72	69	80-120	2	25	M1

Results presented on this page are in the units indicated by the "Units" column except where an alternate unit is presented to the right of the result.

REPORT OF LABORATORY ANALYSIS

This report shall not be reproduced, except in full,
without the written consent of Pace Analytical Services, LLC.

Pace Analytical Services, LLC
9800 Kincey Ave. Suite 100
Huntersville, NC 28078
(704)875-9092

QUALITY CONTROL DATA

Project: Hammond AP-1
Pace Project No.: 92730250

QC Batch: 853854
QC Batch Method: SM 4500-S2D-2011
Analysis Method: SM 4500-S2D-2011
Analysis Description: 4500S2D Sulfide Water
Laboratory: Pace Analytical Services - Asheville
Associated Lab Samples: 92730250001, 92730250002

METHOD BLANK: 4406359
Matrix: Water
Associated Lab Samples: 92730250001, 92730250002

Parameter	Units	Blank Result	Reporting Limit	MDL	Analyzed	Qualifiers
Sulfide	mg/L	ND	0.10	0.022	05/11/24 01:56	

LABORATORY CONTROL SAMPLE: 4406360

Parameter	Units	Spike Conc.	LCS Result	LCS % Rec	% Rec Limits	Qualifiers
Sulfide	mg/L	0.5	0.49	98	80-120	

MATRIX SPIKE & MATRIX SPIKE DUPLICATE: 4406361 4406362

Parameter	Units	92729816001 Result	MS Spike Conc.	MSD Spike Conc.	MS Result	MSD Result	MS % Rec	MSD % Rec	% Rec Limits	RPD	Max RPD	Qual
Sulfide	mg/L	ND	0.5	0.5	0.57	0.58	106	109	80-120	3	10	

MATRIX SPIKE & MATRIX SPIKE DUPLICATE: 4406363 4406364

Parameter	Units	92729816003 Result	MS Spike Conc.	MSD Spike Conc.	MS Result	MSD Result	MS % Rec	MSD % Rec	% Rec Limits	RPD	Max RPD	Qual
Sulfide	mg/L	ND	0.5	0.5	0.54	0.54	106	107	80-120	1	10	

Results presented on this page are in the units indicated by the "Units" column except where an alternate unit is presented to the right of the result.

This report shall not be reproduced, except in full,
without the written consent of Pace Analytical Services, LLC.

Pace Analytical Services, LLC
9800 Kincey Ave. Suite 100
Huntersville, NC 28078
(704)875-9092

QUALITY CONTROL DATA

Project: Hammond AP-1
Pace Project No.: 92730250

QC Batch: 854169
QC Batch Method: EPA 300.0 Rev 2.1 1993
Analysis Method: EPA 300.0 Rev 2.1 1993
Analysis Description: 300.0 IC Anions
Laboratory: Pace Analytical Services - Asheville
Associated Lab Samples: 92730250001, 92730250002

METHOD BLANK: 4407338
Matrix: Water
Associated Lab Samples: 92730250001, 92730250002

Parameter	Units	Blank Result	Reporting Limit	MDL	Analyzed	Qualifiers
Chloride	mg/L	ND	1.0	0.60	05/13/24 18:31	
Fluoride	mg/L	ND	0.10	0.050	05/13/24 18:31	
Sulfate	mg/L	ND	1.0	0.50	05/13/24 18:31	

LABORATORY CONTROL SAMPLE: 4407339

Parameter	Units	Spike Conc.	LCS Result	LCS % Rec	% Rec Limits	Qualifiers
Chloride	mg/L	50	49.5	99	90-110	
Fluoride	mg/L	2.5	2.4	95	90-110	
Sulfate	mg/L	50	49.6	99	90-110	

MATRIX SPIKE & MATRIX SPIKE DUPLICATE: 4407340 4407341

Parameter	Units	92730282001 Result	MS Spike Conc.	MSD Spike Conc.	MS Result	MSD Result	MS % Rec	MSD % Rec	% Rec Limits	RPD	Max RPD	Qual
Chloride	mg/L	907	50	50	942	940	71	66	90-110	0	10	M1
Fluoride	mg/L	ND	2.5	2.5	ND	ND	0	0	90-110		10	D3,M1
Sulfate	mg/L	171	50	50	211	211	81	81	90-110	0	10	M1

Results presented on this page are in the units indicated by the "Units" column except where an alternate unit is presented to the right of the result.

REPORT OF LABORATORY ANALYSIS

This report shall not be reproduced, except in full,
without the written consent of Pace Analytical Services, LLC.

Pace Analytical Services, LLC
9800 Kincey Ave. Suite 100
Huntersville, NC 28078
(704)875-9092

QUALIFIERS

Project: Hammond AP-1
Pace Project No.: 92730250

DEFINITIONS

DF - Dilution Factor, if reported, represents the factor applied to the reported data due to dilution of the sample aliquot.

ND - Not Detected at or above adjusted reporting limit.

TNTC - Too Numerous To Count

J - Estimated concentration above the adjusted method detection limit and below the adjusted reporting limit.

MDL - Adjusted Method Detection Limit.

PQL - Practical Quantitation Limit.

RL - Reporting Limit - The lowest concentration value that meets project requirements for quantitative data with known precision and bias for a specific analyte in a specific matrix.

S - Surrogate

1,2-Diphenylhydrazine decomposes to and cannot be separated from Azobenzene using Method 8270. The result for each analyte is a combined concentration.

Consistent with EPA guidelines, unrounded data are displayed and have been used to calculate % recovery and RPD values.

LCS(D) - Laboratory Control Sample (Duplicate)

MS(D) - Matrix Spike (Duplicate)

DUP - Sample Duplicate

RPD - Relative Percent Difference

NC - Not Calculable.

SG - Silica Gel - Clean-Up

U - Indicates the compound was analyzed for, but not detected.

Acid preservation may not be appropriate for 2 Chloroethylvinyl ether.

A separate vial preserved to a pH of 4-5 is recommended in SW846 Chapter 4 for the analysis of Acrolein and Acrylonitrile by EPA Method 8260.

N-Nitrosodiphenylamine decomposes and cannot be separated from Diphenylamine using Method 8270. The result reported for each analyte is a combined concentration.

Reported results are not rounded until the final step prior to reporting. Therefore, calculated parameters that are typically reported as "Total" may vary slightly from the sum of the reported component parameters.

Pace Analytical is TNI accredited. Contact your Pace PM for the current list of accredited analytes.

TNI - The NELAC Institute.

ANALYTE QUALIFIERS

D3	Sample was diluted due to the presence of high levels of non-target analytes or other matrix interference.
M1	Matrix spike recovery exceeded QC limits. Batch accepted based on laboratory control sample (LCS) recovery.
R1	RPD value was outside control limits.

This report shall not be reproduced, except in full,
without the written consent of Pace Analytical Services, LLC.

Pace Analytical Services, LLC
9800 Kincey Ave. Suite 100
Huntersville, NC 28078
(704)875-9092

QUALITY CONTROL DATA CROSS REFERENCE TABLE

Project: Hammond AP-1
Pace Project No.: 92730250

Lab ID	Sample ID	QC Batch Method	QC Batch	Analytical Method	Analytical Batch
92730250001	**HAM-PT-07**	EPA 3010A	853813	EPA 6010D	853829
92730250002	**HAM-PT-13**	EPA 3010A	853813	EPA 6010D	853829
92730250001	**HAM-PT-07**	EPA 3005A	853920	EPA 6020B	853946
92730250002	**HAM-PT-13**	EPA 3005A	853920	EPA 6020B	853946
92730250001	**HAM-PT-07**	EPA 7470A	855047	EPA 7470A	855155
92730250002	**HAM-PT-13**	EPA 7470A	855047	EPA 7470A	855155
92730250001	**HAM-PT-07**	SM 2540C-2015	854348		
92730250002	**HAM-PT-13**	SM 2540C-2015	854348		
92730250001	**HAM-PT-07**	SM 2320B-2011	855114		
92730250002	**HAM-PT-13**	SM 2320B-2011	855114		
92730250001	**HAM-PT-07**	SM 4500-S2D-2011	853854		
92730250002	**HAM-PT-13**	SM 4500-S2D-2011	853854		
92730250001	**HAM-PT-07**	EPA 300.0 Rev 2.1 1993	854169		
92730250002	**HAM-PT-13**	EPA 300.0 Rev 2.1 1993	854169		

This report shall not be reproduced, except in full,
without the written consent of Pace Analytical Services, LLC.

Pace

DC#_Title: ENV-FRM-HUN1-0083 v03_Sample Condition Upon Receipt

Effective Date: 12/01/2023

Laboratory receiving samples:
Asheville ☐ Eden ☐ Greenwood ☐ Huntersville ☐ Raleigh ☐ Mechanicsville ☐ Atlanta ☑ Kernersville ☐

Sample Condition Upon Receipt

Client Name: Georgia Power

Project #:

WO#: 92730250

92730250

Courier: ☐ Commercial ☑ Fed Ex ☐ UPS ☐ USPS ☐ Client ☑ Pace ☐ Other:

Custody Seal Present? ☐ Yes ☑ No Seals Intact? ☐ Yes ☐ No ☑ N/A

Date/Initials Person Examining Contents: 5/10/24 CH

Packing Material: ☐ Bubble Wrap ☐ Bubble Bags ☑ None ☐ Other

Biological Tissue Frozen? ☐ Yes ☐ No ☑ N/A

Thermometer: ☑ IR Gun ID: 083

Type of Ice: ☑ Wet ☐ Blue ☐ None

Cooler Temp: 2.1 Correction Factor: Add/Subtract (°C) -0.1

Temp should be above freezing to 6°C
☐ Samples out of temp criteria. Samples on ice, cooling process has begun

Cooler Temp Corrected (°C): 2.2

USDA Regulated Soil (☐ N/A, water sample)
Did samples originate in a quarantine zone within the United States: CA, NY, or SC (check maps)? ☐ Yes ☐ No

Did samples originate from a foreign source (internationally, including Hawaii and Puerto Rico)? ☐ Yes ☐ No

				Comments/Discrepancy:
Chain of Custody Present?	☑ Yes	☐ No	☐ N/A	1.
Samples Arrived within Hold Time?	☑ Yes	☐ No	☐ N/A	2.
Short Hold Time Analysis (<72 hr.)?	☐ Yes	☑ No	☐ N/A	3.
Rush Turn Around Time Requested?	☐ Yes	☑ No	☐ N/A	4.
Sufficient Volume?	☑ Yes	☐ No	☐ N/A	5.
Correct Containers Used?	☑ Yes	☐ No	☐ N/A	6.
-Pace Containers Used?	☑ Yes	☐ No	☐ N/A	
Containers Intact?	☑ Yes	☐ No	☐ N/A	7.
Dissolved analysis: Samples Field Filtered?	☐ Yes	☐ No	☑ N/A	8.
Sample Labels Match COC? -Includes Date/Time/ID/Analysis Matrix: WT	☑ Yes	☐ No	☐ N/A	9.
Headspace in VOA Vials (>5-6mm)?	☐ Yes	☐ No	☑ N/A	10.
Trip Blank Present?	☐ Yes	☐ No	☑ N/A	11.
Trip Blank Custody Seals Present?	☐ Yes	☐ No	☑ N/A	

Field Data Required? ☐ Yes ☐ No

COMMENTS/SAMPLE DISCREPANCY

Lot ID of split containers:

CLIENT NOTIFICATION/RESOLUTION

Person contacted: Date/Time:

Project Manager SCURF Review: Date:

Project Manager SRF Review: Date:

Pace

DC#_Title: ENV-FRM-HUN1-0083 v03_Sample Condition Upon Receipt

Effective Date: 12/01/2023

WO#: 92730250

PM: BV Due Date: 05/24/24

CLIENT: 92- GP-HAM

*Check mark top half of box if pH and/or dechlorination is verified and within the acceptance range for preservation samples.

Exceptions: VOA, Coliform, TOC, Oil and Grease, DRO/8015 (water) DOC, LLHg

Project #

**Bottom half of box is to list number of bottles

***Check all unpreserved Nitrates for chlorine

Item#	BP4U-125 mL Plastic Unpreserved (N/A) (Cl-)	BP3U-250 mL Plastic Unpreserved (N/A)	BP2U-500 mL Plastic Unpreserved (N/A)	BP1U-1 liter Plastic Unpreserved (N/A)	BP4S-125 mL Plastic H2SO4 (pH < 2) (Cl-)	BP3N-250 mL plastic HNO3 (pH < 2)	BP4Z-125 mL Plastic ZN Acetate & NaOH (>9)	BP4B-125 mL Plastic NaOH (pH > 12) (Cl-)	WGFU-Wide-mouthed Glass Jar Unpreserved	AG1U-1 liter Amber Unpreserved (N/A) (Cl-)	AG1H-1 liter Amber HCl (pH < 2)	AG3U-250 mL Amber Unpreserved (N/A) (Cl-)	AG1S-1 liter Amber H2SO4 (pH < 2)	AG3S-250 mL Amber H2SO4 (pH < 2)	DG94-40 mL Amber NH4Cl (N/A)(Cl-)	DG9H-40 mL VOA HCl (N/A)	VG9T-40 mL VOA Na2S2O3 (N/A)	VG9U-40 mL VOA Unpreserved (N/A)	DG9V-40 mL VOA H3PO4 (N/A)	KP7U-50 mL Plastic Unpreserved (N/A)	V/GK (3 vials per kit)-VPH/Gas kit (N/A)	SP5T-125 mL Sterile Plastic (N/A – lab)	SP2T-250 mL Sterile Plastic (N/A – lab)		BP3R-250 mL Plastic (NH2)2SO4 (9.3-9.7)	AG0U-100 mL Amber Unpreserved (N/A) (Cl-)	VSGU-20 mL Scintillation vials (N/A)	DG9U-40 mL Amber Unpreserved vials (N/A)
1		2	1			1	1																					
2		2	1			1	1																					
3																												
4																												
5																												
6																												
7																												
8																												
9																												
10																												
11																												
12																												

pH Adjustment Log for Preserved Samples

Sample ID	Type of Preservative	pH upon receipt	Date preservation adjusted	Time preservation adjusted	Amount of Preservative added	Lot #

Note: Whenever there is a discrepancy affecting North Carolina compliance samples, a copy of this form will be sent to the North Carolina DENR Certification Office (i.e. Out of hold, incorrect preservative, out of temp, incorrect containers.

Pace Analytical
www.pacelabs.com

CHAIN-OF-CUSTODY / Analytical Request Document

The Chain-of-Custody is a LEGAL DOCUMENT. All relevant fields must be completed accurately.

Page: 1 of 1

Section A Required Client Information:

Company:	GA Power
Address:	Atlanta, GA
Email To:	SCS Contacts
Phone:	
Fax:	
Requested Due Date/TAT:	5 day

Section B Required Project Information:

Report To:	SCS Contacts
Copy To:	Geosyntec Contacts
Purchase Order No.:	GPC82474-0001
Project Name:	Hammond AP-1
Project Number:	

Section C Invoice Information:

Attention:	Southern Co.
Company Name:	
Address:	
Pace Quote Reference:	
Pace Project Manager:	Bonnie Vang
Pace Profile #:	10839

REGULATORY AGENCY

☐ NPDES ☐ GROUND WATER ☐ DRINKING WATER
☐ UST ☐ RCRA ☑ OTHER CCR

Site Location STATE: GA

Section D Required Client Information

Valid Matrix Codes

MATRIX	CODE
DRINKING WATER	DW
WATER	WT
WASTE WATER	WW
PRODUCT	P
SOIL/SOLID	SL
OIL	OL
WIPE	WP
AIR	AR
OTHER	OT
TISSUE	TS

SAMPLE ID (A-Z, 0-9 / ,-) Sample IDs MUST BE UNIQUE

Requested Analysis Filtered (Y/N)

ITEM #	SAMPLE ID	MATRIX CODE (see valid codes to left)	SAMPLE TYPE (G=GRAB C=COMP)	COLLECTED COMPOSITE START DATE	TIME	COLLECTED COMPOSITE END DATE	TIME	SAMPLE TEMP AT COLLECTION	# OF CONTAINERS	Unpreserved	H_2SO_4	HNO_3	HCl	NaOH	$Na_2S_2O_3$	Methanol	Other	Analysis Test Y/N	Chloride, Fluoride, Sulfate N	Full App. III and IV metals N	Major Ions (Profile 10839-2) N	TDS N	Residual Chlorine (Y/N)	Pace Project No./ Lab I.D.
1	HAM-PT-07	WG	G	5/9/2024	1458			21	5	3		1					1		X	X	X	X	N	
2	HAM-PT-13	WG	G	5/9/2024	1645			21	5	3		1					1		X	X	X	X	N	
3																								
4						AS	5/9/2024																	
5																								
6						AS	5/9/2024																	
7																								
8																								
9																								
10																								
11																								
12																								

ADDITIONAL COMMENTS	RELINQUISHED BY / AFFILIATION	DATE	TIME	ACCEPTED BY / AFFILIATION	DATE	TIME	SAMPLE CONDITIONS
Task Code: HAM-CCR-CA-20240509	Anthony Szwast / Geosyntec	5/10/24	1340	Ryan Williams / Pace	5/10/24	1340	
	Ryan Williams / Pace	5/10/24	1552	Charles Hewlett	5/10/24	1552	

SAMPLER NAME AND SIGNATURE

PRINT Name of SAMPLER: Anthony Szwast / Geosyntec Consultants, Inc.

SIGNATURE of SAMPLER: Anthony Szwast DATE Signed (MM/DD/YY): 05/09/24

Temp in °C | Received on Ice (Y/N) | Custody Sealed Cooler (Y/N) | Samples Intact (Y/N)

*Important Note: By signing this form you are accepting Pace's NET 30 day payment terms and agreeing to late charges of 1.5% per month for any invoices not paid within 30 days.

F-ALL-Q-020rev.07, 15-Feb-2007

Pace Analytical Services, LLC
9800 Kincey Ave. Suite 100
Huntersville, NC 28078
(704)875-9092

June 17, 2024

Kristen Jurinko
Southern Company
241 Ralph McGill Blvd NE
Bin 10160
Atlanta, GA 30308

RE: Project: Hammond AP-1
Pace Project No.: 92731696

Dear Kristen Jurinko:

Enclosed are the analytical results for sample(s) received by the laboratory on May 17, 2024. The results relate only to the samples included in this report. Results reported herein conform to the applicable TNI/NELAC Standards and the laboratory's Quality Manual, where applicable, unless otherwise noted in the body of the report.

The test results provided in this final report were generated by each of the following laboratories within the Pace Network:

- Pace Analytical Services - Asheville
- Pace Analytical Services - Peachtree Corners, GA

Revision 1: Client requested that the lab re-check anions for HAM-AP1-FB-01 (Lab ID 92731696003) and HAM-AP1-FD-01 (lab ID 92731696005). The lab did a re-run for both samples and the results did not confirm the original. A revised report was issued.

If you have any questions concerning this report, please feel free to contact me.

Sincerely,

Bonnie Vang

Bonnie Vang
bonnie.vang@pacelabs.com
704-977-0968
Project Manager

Enclosures

cc: Kip Gray, Geosyntec
Christine Hug, Geosyntec Consultants, Inc.
Thomas Kessler, Geosyntec Consultants
Whitney Law, Geosyntec Consultants
Laura Midkiff, Southern Company
Caroline Nelson, Geosyntec Consultants, Inc
Anthony Szwast, Geosyntec Consultants

REPORT OF LABORATORY ANALYSIS

This report shall not be reproduced, except in full,
without the written consent of Pace Analytical Services, LLC.

Pace Analytical Services, LLC
9800 Kincey Ave. Suite 100
Huntersville, NC 28078
(704)875-9092

CERTIFICATIONS

Project: Hammond AP-1
Pace Project No.: 92731696

Pace Analytical Services Asheville
2225 Riverside Drive, Asheville, NC 28804
Florida/NELAP Certification #: E87648
North Carolina Drinking Water Certification #: 37712
North Carolina Wastewater Certification #: 40
South Carolina Laboratory ID: 99030
South Carolina Certification #: 99030001
Virginia/VELAP Certification #: 460222

Pace Analytical Services Peachtree Corners
110 Technology Pkwy, Peachtree Corners, GA 30092
Florida DOH Certification #: E87315
Georgia DW Inorganics Certification #: 812
North Carolina Certification #: 381
South Carolina Certification #: 98011001
Virginia Certification #: 460204

This report shall not be reproduced, except in full,
without the written consent of Pace Analytical Services, LLC.

Pace Analytical Services, LLC
9800 Kincey Ave. Suite 100
Huntersville, NC 28078
(704)875-9092

SAMPLE SUMMARY

Project: Hammond AP-1
Pace Project No.: 92731696

Lab ID	Sample ID	Matrix	Date Collected	Date Received
92731696001	**HAM-AP1-EB-01**	Water	05/15/24 16:02	05/17/24 12:55
92731696002	**HAM-AP1-EB-02**	Water	05/15/24 16:20	05/17/24 12:55
92731696003	**HAM-AP1-FB-01**	Water	05/15/24 15:56	05/17/24 12:55
92731696004	**HAM-AP1-FB-02**	Water	05/15/24 17:19	05/17/24 12:55
92731696005	**HAM-AP1-FD-01**	Water	05/15/24 00:00	05/17/24 12:55
92731696006	**HAM-AP1-FD-02**	Water	05/15/24 00:00	05/17/24 12:55
92731696007	**HAM-INW-03**	Water	05/14/24 14:08	05/17/24 12:55
92731696008	**HAM-INW-04**	Water	05/15/24 14:20	05/17/24 12:55
92731696009	**HAM-INW-05**	Water	05/15/24 11:18	05/17/24 12:55
92731696010	**HAM-PT-07**	Water	05/16/24 12:16	05/17/24 12:55
92731696011	**HAM-PT-08**	Water	05/16/24 10:37	05/17/24 12:55
92731696012	**HAM-PT-09**	Water	05/14/24 10:40	05/17/24 12:55
92731696013	**HAM-PT-10**	Water	05/15/24 11:52	05/17/24 12:55
92731696014	**HAM-PT-11**	Water	05/14/24 15:20	05/17/24 12:55
92731696015	**HAM-PT-12**	Water	05/14/24 12:05	05/17/24 12:55
92731696016	**HAM-PT-13**	Water	05/15/24 18:45	05/17/24 12:55
92731696017	**HAM-PT-14**	Water	05/15/24 18:27	05/17/24 12:55
92731696018	**HAM-PT-15**	Water	05/15/24 16:10	05/17/24 12:55

This report shall not be reproduced, except in full,
without the written consent of Pace Analytical Services, LLC.

Pace Analytical Services, LLC
9800 Kincey Ave. Suite 100
Huntersville, NC 28078
(704)875-9092

SAMPLE ANALYTE COUNT

Project: Hammond AP-1
Pace Project No.: 92731696

Lab ID	Sample ID	Method	Analysts	Analytes Reported
92731696001	**HAM-AP1-EB-01**	EPA 6010D	AJM	6
		EPA 6020B	CW1	13
		EPA 7470A	VB	1
		SM 2540C-2015	DL1	1
		SM 2320B-2011	SMS	3
		SM 4500-S2D-2011	JP1	1
		EPA 300.0 Rev 2.1 1993	CDC	3
92731696002	**HAM-AP1-EB-02**	EPA 6010D	AJM	6
		EPA 6020B	CW1	13
		EPA 7470A	VB	1
		SM 2540C-2015	DL1	1
		SM 2320B-2011	SMS	3
		SM 4500-S2D-2011	JP1	1
		EPA 300.0 Rev 2.1 1993	CDC	3
92731696003	**HAM-AP1-FB-01**	EPA 6010D	AJM	6
		EPA 6020B	CW1	13
		EPA 7470A	VB	1
		SM 2540C-2015	DL1	1
		SM 2320B-2011	SMS	3
		SM 4500-S2D-2011	JP1	1
		EPA 300.0 Rev 2.1 1993	CDC	3
92731696004	**HAM-AP1-FB-02**	EPA 6010D	AJM	6
		EPA 6020B	CW1	13
		EPA 7470A	VB	1
		SM 2540C-2015	DL1	1
		SM 2320B-2011	SMS	3
		SM 4500-S2D-2011	JP1	1
		EPA 300.0 Rev 2.1 1993	CDC	3
92731696005	**HAM-AP1-FD-01**	EPA 6010D	AJM	6
		EPA 6020B	CW1	13
		EPA 7470A	VB	1
		SM 2540C-2015	DL1	1
		SM 2320B-2011	SMS	3
		SM 4500-S2D-2011	JP1	1
		EPA 300.0 Rev 2.1 1993	CDC	3
92731696006	**HAM-AP1-FD-02**	EPA 6010D	AJM	6
		EPA 6020B	CW1	13

This report shall not be reproduced, except in full,
without the written consent of Pace Analytical Services, LLC.

Pace Analytical Services, LLC
9800 Kincey Ave. Suite 100
Huntersville, NC 28078
(704)875-9092

SAMPLE ANALYTE COUNT

Project: Hammond AP-1
Pace Project No.: 92731696

Lab ID	Sample ID	Method	Analysts	Analytes Reported
		EPA 7470A	VB	1
		SM 2540C-2015	DL1	1
		SM 2320B-2011	SMS	3
		SM 4500-S2D-2011	JP1	1
		EPA 300.0 Rev 2.1 1993	CDC	3
92731696007	**HAM-INW-03**	EPA 6010D	AJM, DRB	6
		EPA 6020B	CW1	13
		EPA 7470A	VB	1
		SM 2540C-2015	DL1	1
		SM 2320B-2011	SMS	3
		SM 4500-S2D-2011	MDW	1
		EPA 300.0 Rev 2.1 1993	CDC	3
92731696008	**HAM-INW-04**	EPA 6010D	AJM	6
		EPA 6020B	CW1	13
		EPA 7470A	VB	1
		SM 2540C-2015	DL1	1
		SM 2320B-2011	SMS	3
		SM 4500-S2D-2011	JP1	1
		EPA 300.0 Rev 2.1 1993	CDC	3
92731696009	**HAM-INW-05**	EPA 6010D	AJM	6
		EPA 6020B	CW1	13
		EPA 7470A	VB	1
		SM 2540C-2015	DL1	1
		SM 2320B-2011	SMS	3
		SM 4500-S2D-2011	JP1	1
		EPA 300.0 Rev 2.1 1993	CDC	3
92731696010	**HAM-PT-07**	EPA 6010D	AJM	6
		EPA 6020B	CW1	13
		EPA 7470A	VB	1
		SM 2540C-2015	DL1	1
		SM 2320B-2011	SMS	3
		SM 4500-S2D-2011	JP1	1
		EPA 300.0 Rev 2.1 1993	CDC	3
92731696011	**HAM-PT-08**	EPA 6010D	AJM	6
		EPA 6020B	CW1	13
		EPA 7470A	VB	1
		SM 2540C-2015	DL1	1

This report shall not be reproduced, except in full,
without the written consent of Pace Analytical Services, LLC.

Pace Analytical Services, LLC
9800 Kincey Ave. Suite 100
Huntersville, NC 28078
(704)875-9092

SAMPLE ANALYTE COUNT

Project: Hammond AP-1
Pace Project No.: 92731696

Lab ID	Sample ID	Method	Analysts	Analytes Reported
		SM 2320B-2011	SMS	3
		SM 4500-S2D-2011	JP1	1
		EPA 300.0 Rev 2.1 1993	CDC	3
92731696012	**HAM-PT-09**	EPA 6010D	AJM	6
		EPA 6020B	CW1	13
		EPA 7470A	VB	1
		SM 2540C-2015	DL1	1
		SM 2320B-2011	SMS	3
		SM 4500-S2D-2011	MDW	1
		EPA 300.0 Rev 2.1 1993	CDC	3
92731696013	**HAM-PT-10**	EPA 6010D	AJM	6
		EPA 6020B	CW1	13
		EPA 7470A	VB	1
		SM 2540C-2015	DL1	1
		SM 2320B-2011	SMS	3
		SM 4500-S2D-2011	JP1	1
		EPA 300.0 Rev 2.1 1993	CDC	3
92731696014	**HAM-PT-11**	EPA 6010D	AJM	6
		EPA 6020B	CW1	13
		EPA 7470A	VB	1
		SM 2540C-2015	DL1	1
		SM 2320B-2011	SMS	3
		SM 4500-S2D-2011	MDW	1
		EPA 300.0 Rev 2.1 1993	CDC	3
92731696015	**HAM-PT-12**	EPA 6010D	AJM	6
		EPA 6020B	CW1	13
		EPA 7470A	VB	1
		SM 2540C-2015	DL1	1
		SM 2320B-2011	SMS	3
		SM 4500-S2D-2011	MDW	1
		EPA 300.0 Rev 2.1 1993	CDC	3
92731696016	**HAM-PT-13**	EPA 6010D	AJM	6
		EPA 6020B	CW1	13
		EPA 7470A	VB	1
		SM 2540C-2015	DL1	1
		SM 2320B-2011	SMS	3
		SM 4500-S2D-2011	JP1	1

This report shall not be reproduced, except in full,
without the written consent of Pace Analytical Services, LLC.

Pace Analytical Services, LLC
9800 Kincey Ave. Suite 100
Huntersville, NC 28078
(704)875-9092

SAMPLE ANALYTE COUNT

Project: Hammond AP-1
Pace Project No.: 92731696

Lab ID	Sample ID	Method	Analysts	Analytes Reported
		EPA 300.0 Rev 2.1 1993	CDC	3
92731696017	**HAM-PT-14**	EPA 6010D	AJM	6
		EPA 6020B	CW1	13
		EPA 7470A	VB	1
		SM 2540C-2015	DL1	1
		SM 2320B-2011	SMS	3
		SM 4500-S2D-2011	JP1	1
		EPA 300.0 Rev 2.1 1993	CDC	3
92731696018	**HAM-PT-15**	EPA 6010D	AJM, DRB	6
		EPA 6020B	CW1	13
		EPA 7470A	VB	1
		SM 2540C-2015	DL1	1
		SM 2320B-2011	SMS	3
		SM 4500-S2D-2011	JP1	1
		EPA 300.0 Rev 2.1 1993	CDC	3

PASI-A = Pace Analytical Services - Asheville
PASI-GA = Pace Analytical Services - Peachtree Corners, GA

This report shall not be reproduced, except in full,
without the written consent of Pace Analytical Services, LLC.

Pace Analytical Services, LLC
9800 Kincey Ave. Suite 100
Huntersville, NC 28078
(704)875-9092

SUMMARY OF DETECTION

Project: Hammond AP-1
Pace Project No.: 92731696

Lab Sample ID Method	Client Sample ID Parameters	Result	Units	Report Limit	Analyzed	Qualifiers
92731696002	**HAM-AP1-EB-02**					
EPA 6020B	Antimony	0.0013J	mg/L	0.0030	05/22/24 15:20	
92731696005	**HAM-AP1-FD-01**					
EPA 6010D	Iron	0.20	mg/L	0.040	05/23/24 01:21	
EPA 6010D	Manganese	0.70	mg/L	0.040	05/23/24 01:21	
EPA 6010D	Potassium	6.5	mg/L	0.50	05/23/24 01:21	
EPA 6010D	Sodium	8.9	mg/L	1.0	05/23/24 01:21	
EPA 6010D	Calcium	103	mg/L	1.0	05/23/24 01:21	
EPA 6010D	Magnesium	13.8	mg/L	0.050	05/23/24 01:21	
EPA 6020B	Barium	0.053	mg/L	0.0050	05/22/24 15:31	
EPA 6020B	Boron	1.5	mg/L	0.040	05/22/24 15:31	
EPA 6020B	Cobalt	0.0016J	mg/L	0.0050	05/22/24 15:31	
EPA 6020B	Molybdenum	0.090	mg/L	0.010	05/22/24 15:31	
EPA 6020B	Selenium	0.0011J	mg/L	0.0050	05/22/24 15:31	
SM 2540C-2015	Total Dissolved Solids	528	mg/L	25.0	05/20/24 12:18	
SM 2320B-2011	Alkalinity,Bicarbonate (CaCO3)	131	mg/L	5.0	05/21/24 18:48	
SM 2320B-2011	Alkalinity, Total as CaCO3	131	mg/L	5.0	05/21/24 18:48	
EPA 300.0 Rev 2.1 1993	Chloride	49.1	mg/L	1.0	06/12/24 13:41	
EPA 300.0 Rev 2.1 1993	Fluoride	0.19	mg/L	0.10	06/12/24 13:41	
EPA 300.0 Rev 2.1 1993	Sulfate	149	mg/L	3.0	06/12/24 14:39	
92731696006	**HAM-AP1-FD-02**					
EPA 6010D	Iron	7.9	mg/L	0.040	05/23/24 01:24	
EPA 6010D	Manganese	4.6	mg/L	0.040	05/23/24 01:24	
EPA 6010D	Potassium	4.8	mg/L	0.50	05/23/24 01:24	
EPA 6010D	Sodium	6.9	mg/L	1.0	05/23/24 01:24	
EPA 6010D	Calcium	103	mg/L	1.0	05/23/24 01:24	
EPA 6010D	Magnesium	12.8	mg/L	0.050	05/23/24 01:24	
EPA 6020B	Arsenic	0.19	mg/L	0.0050	05/22/24 15:45	
EPA 6020B	Barium	0.042	mg/L	0.0050	05/22/24 15:45	
EPA 6020B	Boron	0.59	mg/L	0.040	05/22/24 15:45	
EPA 6020B	Cobalt	0.031	mg/L	0.0050	05/22/24 15:45	
EPA 6020B	Lithium	0.044	mg/L	0.030	05/22/24 15:45	
EPA 6020B	Molybdenum	0.014	mg/L	0.010	05/22/24 15:45	
SM 2540C-2015	Total Dissolved Solids	491	mg/L	25.0	05/20/24 12:18	
SM 2320B-2011	Alkalinity,Bicarbonate (CaCO3)	138	mg/L	5.0	05/21/24 19:06	
SM 2320B-2011	Alkalinity, Total as CaCO3	138	mg/L	5.0	05/21/24 19:06	
EPA 300.0 Rev 2.1 1993	Chloride	10.1	mg/L	1.0	05/20/24 10:17	
EPA 300.0 Rev 2.1 1993	Fluoride	0.26	mg/L	0.10	05/20/24 10:17	
EPA 300.0 Rev 2.1 1993	Sulfate	189	mg/L	4.0	05/20/24 20:43	
92731696007	**HAM-INW-03**					
EPA 6010D	Sodium	12.4	mg/L	1.0	05/24/24 11:34	
EPA 6010D	Iron	0.11	mg/L	0.040	05/23/24 02:19	
EPA 6010D	Manganese	0.45	mg/L	0.040	05/23/24 02:19	
EPA 6010D	Potassium	13.8	mg/L	0.50	05/23/24 02:19	
EPA 6010D	Calcium	127	mg/L	1.0	05/23/24 02:19	
EPA 6010D	Magnesium	17.1	mg/L	0.050	05/23/24 02:19	
EPA 6020B	Barium	0.075	mg/L	0.0050	05/22/24 16:41	

This report shall not be reproduced, except in full,
without the written consent of Pace Analytical Services, LLC.

Pace Analytical Services, LLC
9800 Kincey Ave. Suite 100
Huntersville, NC 28078
(704)875-9092

SUMMARY OF DETECTION

Project: Hammond AP-1
Pace Project No.: 92731696

Lab Sample ID Method	Client Sample ID Parameters	Result	Units	Report Limit	Analyzed	Qualifiers
92731696007	**HAM-INW-03**					
EPA 6020B	Boron	1.5	mg/L	0.040	05/22/24 16:41	
EPA 6020B	Cobalt	0.00070J	mg/L	0.0050	05/22/24 16:41	
EPA 6020B	Lithium	0.0050J	mg/L	0.030	05/22/24 16:41	
EPA 6020B	Molybdenum	0.082	mg/L	0.010	05/22/24 16:41	
SM 2540C-2015	Total Dissolved Solids	564	mg/L	25.0	05/20/24 12:16	
SM 2320B-2011	Alkalinity,Bicarbonate (CaCO3)	175	mg/L	5.0	05/21/24 16:31	
SM 2320B-2011	Alkalinity, Total as CaCO3	175	mg/L	5.0	05/21/24 16:31	M1
EPA 300.0 Rev 2.1 1993	Chloride	56.9	mg/L	1.0	05/21/24 00:39	M1
EPA 300.0 Rev 2.1 1993	Fluoride	0.20	mg/L	0.10	05/21/24 00:39	
EPA 300.0 Rev 2.1 1993	Sulfate	178	mg/L	4.0	05/21/24 08:01	
92731696008	**HAM-INW-04**					
EPA 6010D	Iron	8.4	mg/L	0.040	05/23/24 01:35	
EPA 6010D	Manganese	4.4	mg/L	0.040	05/23/24 01:35	
EPA 6010D	Potassium	4.8	mg/L	0.50	05/23/24 01:35	
EPA 6010D	Sodium	7.0	mg/L	1.0	05/23/24 01:35	
EPA 6010D	Calcium	107	mg/L	1.0	05/23/24 01:35	
EPA 6010D	Magnesium	13.1	mg/L	0.050	05/23/24 01:35	
EPA 6020B	Arsenic	0.19	mg/L	0.0050	05/22/24 15:49	
EPA 6020B	Barium	0.043	mg/L	0.0050	05/22/24 15:49	
EPA 6020B	Boron	0.59	mg/L	0.040	05/22/24 15:49	
EPA 6020B	Cobalt	0.031	mg/L	0.0050	05/22/24 15:49	
EPA 6020B	Lithium	0.043	mg/L	0.030	05/22/24 15:49	
EPA 6020B	Molybdenum	0.015	mg/L	0.010	05/22/24 15:49	
SM 2540C-2015	Total Dissolved Solids	483	mg/L	25.0	05/20/24 12:19	
SM 2320B-2011	Alkalinity,Bicarbonate (CaCO3)	133	mg/L	5.0	05/21/24 19:16	
SM 2320B-2011	Alkalinity, Total as CaCO3	133	mg/L	5.0	05/21/24 19:16	
EPA 300.0 Rev 2.1 1993	Chloride	9.9	mg/L	1.0	05/21/24 01:48	
EPA 300.0 Rev 2.1 1993	Fluoride	0.28	mg/L	0.10	05/21/24 01:48	
EPA 300.0 Rev 2.1 1993	Sulfate	187	mg/L	4.0	05/21/24 08:42	
92731696009	**HAM-INW-05**					
EPA 6010D	Iron	16.9	mg/L	0.040	05/23/24 01:38	
EPA 6010D	Manganese	3.3	mg/L	0.040	05/23/24 01:38	
EPA 6010D	Potassium	4.7	mg/L	0.50	05/23/24 01:38	
EPA 6010D	Sodium	6.7	mg/L	1.0	05/23/24 01:38	
EPA 6010D	Calcium	101	mg/L	1.0	05/23/24 01:38	
EPA 6010D	Magnesium	11.8	mg/L	0.050	05/23/24 01:38	
EPA 6020B	Arsenic	0.23	mg/L	0.0050	05/22/24 15:53	
EPA 6020B	Barium	0.033	mg/L	0.0050	05/22/24 15:53	
EPA 6020B	Beryllium	0.00012J	mg/L	0.00050	05/22/24 15:53	
EPA 6020B	Boron	0.51	mg/L	0.040	05/22/24 15:53	
EPA 6020B	Cobalt	0.026	mg/L	0.0050	05/22/24 15:53	
EPA 6020B	Lithium	0.057	mg/L	0.030	05/22/24 15:53	
EPA 6020B	Molybdenum	0.0096J	mg/L	0.010	05/22/24 15:53	
SM 2540C-2015	Total Dissolved Solids	456	mg/L	25.0	05/20/24 12:20	
SM 2320B-2011	Alkalinity,Bicarbonate (CaCO3)	123	mg/L	5.0	05/21/24 19:25	
SM 2320B-2011	Alkalinity, Total as CaCO3	123	mg/L	5.0	05/21/24 19:25	

This report shall not be reproduced, except in full,
without the written consent of Pace Analytical Services, LLC.

Pace Analytical Services, LLC
9800 Kincey Ave. Suite 100
Huntersville, NC 28078
(704)875-9092

SUMMARY OF DETECTION

Project: Hammond AP-1
Pace Project No.: 92731696

Lab Sample ID Method	Client Sample ID Parameters	Result	Units	Report Limit	Analyzed	Qualifiers
92731696009	**HAM-INW-05**					
EPA 300.0 Rev 2.1 1993	Chloride	6.9	mg/L	1.0	05/21/24 02:02	
EPA 300.0 Rev 2.1 1993	Fluoride	0.37	mg/L	0.10	05/21/24 02:02	
EPA 300.0 Rev 2.1 1993	Sulfate	181	mg/L	4.0	05/21/24 08:56	
92731696010	**HAM-PT-07**					
EPA 6010D	Iron	15.7	mg/L	0.040	05/23/24 01:41	
EPA 6010D	Manganese	3.4	mg/L	0.040	05/23/24 01:41	
EPA 6010D	Potassium	4.9	mg/L	0.50	05/23/24 01:41	
EPA 6010D	Sodium	7.0	mg/L	1.0	05/23/24 01:41	
EPA 6010D	Calcium	96.0	mg/L	1.0	05/23/24 01:41	
EPA 6010D	Magnesium	12.1	mg/L	0.050	05/23/24 01:41	
EPA 6020B	Arsenic	0.27	mg/L	0.0050	05/22/24 15:56	
EPA 6020B	Barium	0.034	mg/L	0.0050	05/22/24 15:56	
EPA 6020B	Boron	0.50	mg/L	0.040	05/22/24 15:56	
EPA 6020B	Cobalt	0.052	mg/L	0.0050	05/22/24 15:56	
EPA 6020B	Lithium	0.056	mg/L	0.030	05/22/24 15:56	
EPA 6020B	Molybdenum	0.0093J	mg/L	0.010	05/22/24 15:56	
SM 2540C-2015	Total Dissolved Solids	450	mg/L	25.0	05/20/24 12:22	
SM 2320B-2011	Alkalinity,Bicarbonate (CaCO3)	116	mg/L	5.0	05/28/24 17:56	
SM 2320B-2011	Alkalinity, Total as CaCO3	116	mg/L	5.0	05/28/24 17:56	
EPA 300.0 Rev 2.1 1993	Chloride	10	mg/L	1.0	05/21/24 02:16	
EPA 300.0 Rev 2.1 1993	Fluoride	0.31	mg/L	0.10	05/21/24 02:16	
EPA 300.0 Rev 2.1 1993	Sulfate	171	mg/L	4.0	05/21/24 09:10	
92731696011	**HAM-PT-08**					
EPA 6010D	Iron	8.0	mg/L	0.040	05/23/24 01:45	
EPA 6010D	Manganese	3.3	mg/L	0.040	05/23/24 01:45	
EPA 6010D	Potassium	4.8	mg/L	0.50	05/23/24 01:45	
EPA 6010D	Sodium	7.2	mg/L	1.0	05/23/24 01:45	
EPA 6010D	Calcium	89.4	mg/L	1.0	05/23/24 01:45	
EPA 6010D	Magnesium	11.5	mg/L	0.050	05/23/24 01:45	
EPA 6020B	Arsenic	0.23	mg/L	0.0050	05/22/24 16:00	
EPA 6020B	Barium	0.041	mg/L	0.0050	05/22/24 16:00	
EPA 6020B	Boron	0.73	mg/L	0.040	05/22/24 16:00	
EPA 6020B	Cobalt	0.046	mg/L	0.0050	05/22/24 16:00	
EPA 6020B	Lead	0.0079	mg/L	0.0010	05/22/24 16:00	
EPA 6020B	Lithium	0.010J	mg/L	0.030	05/22/24 16:00	
EPA 6020B	Molybdenum	0.017	mg/L	0.010	05/22/24 16:00	
SM 2540C-2015	Total Dissolved Solids	410	mg/L	25.0	05/20/24 12:22	
SM 2320B-2011	Alkalinity,Bicarbonate (CaCO3)	104	mg/L	5.0	05/28/24 18:06	
SM 2320B-2011	Alkalinity, Total as CaCO3	104	mg/L	5.0	05/28/24 18:06	
EPA 300.0 Rev 2.1 1993	Chloride	16.7	mg/L	1.0	05/21/24 20:59	
EPA 300.0 Rev 2.1 1993	Fluoride	0.19	mg/L	0.10	05/21/24 20:59	
EPA 300.0 Rev 2.1 1993	Sulfate	159	mg/L	4.0	05/22/24 07:35	
92731696012	**HAM-PT-09**					
EPA 6010D	Iron	0.42	mg/L	0.040	05/23/24 01:48	
EPA 6010D	Manganese	0.19	mg/L	0.040	05/23/24 01:48	
EPA 6010D	Potassium	6.1	mg/L	0.50	05/23/24 01:48	

This report shall not be reproduced, except in full,
without the written consent of Pace Analytical Services, LLC.

Pace Analytical Services, LLC
9800 Kincey Ave. Suite 100
Huntersville, NC 28078
(704)875-9092

SUMMARY OF DETECTION

Project: Hammond AP-1
Pace Project No.: 92731696

Lab Sample ID Method	Client Sample ID Parameters	Result	Units	Report Limit	Analyzed	Qualifiers
92731696012	**HAM-PT-09**					
EPA 6010D	Sodium	9.3	mg/L	1.0	05/23/24 01:48	
EPA 6010D	Calcium	82.8	mg/L	1.0	05/23/24 01:48	
EPA 6010D	Magnesium	23.7	mg/L	0.050	05/23/24 01:48	
EPA 6020B	Barium	0.058	mg/L	0.0050	05/22/24 16:04	
EPA 6020B	Boron	1.4	mg/L	0.040	05/22/24 16:04	
EPA 6020B	Cadmium	0.00015J	mg/L	0.00050	05/22/24 16:04	
EPA 6020B	Cobalt	0.0012J	mg/L	0.0050	05/22/24 16:04	
EPA 6020B	Lead	0.00017J	mg/L	0.0010	05/22/24 16:04	
EPA 6020B	Molybdenum	0.27	mg/L	0.010	05/22/24 16:04	
SM 2540C-2015	Total Dissolved Solids	436	mg/L	25.0	05/20/24 12:17	
SM 2320B-2011	Alkalinity,Bicarbonate (CaCO3)	139	mg/L	5.0	05/21/24 17:10	
SM 2320B-2011	Alkalinity, Total as CaCO3	139	mg/L	5.0	05/21/24 17:10	M1
EPA 300.0 Rev 2.1 1993	Chloride	44.4	mg/L	1.0	05/21/24 02:29	
EPA 300.0 Rev 2.1 1993	Fluoride	0.37	mg/L	0.10	05/21/24 02:29	
EPA 300.0 Rev 2.1 1993	Sulfate	130	mg/L	3.0	05/21/24 10:07	M1
92731696013	**HAM-PT-10**					
EPA 6010D	Iron	0.24	mg/L	0.040	05/23/24 01:51	
EPA 6010D	Manganese	0.74	mg/L	0.040	05/23/24 01:51	
EPA 6010D	Potassium	6.7	mg/L	0.50	05/23/24 01:51	
EPA 6010D	Sodium	9.2	mg/L	1.0	05/23/24 01:51	
EPA 6010D	Calcium	108	mg/L	1.0	05/23/24 01:51	
EPA 6010D	Magnesium	14.3	mg/L	0.050	05/23/24 01:51	
EPA 6020B	Barium	0.054	mg/L	0.0050	05/22/24 16:07	
EPA 6020B	Boron	1.5	mg/L	0.040	05/22/24 16:07	
EPA 6020B	Cobalt	0.0016J	mg/L	0.0050	05/22/24 16:07	
EPA 6020B	Molybdenum	0.092	mg/L	0.010	05/22/24 16:07	
SM 2540C-2015	Total Dissolved Solids	503	mg/L	25.0	05/20/24 12:20	
SM 2320B-2011	Alkalinity,Bicarbonate (CaCO3)	132	mg/L	5.0	05/21/24 19:35	
SM 2320B-2011	Alkalinity, Total as CaCO3	132	mg/L	5.0	05/21/24 19:35	
EPA 300.0 Rev 2.1 1993	Chloride	50.1	mg/L	1.0	05/21/24 03:11	
EPA 300.0 Rev 2.1 1993	Fluoride	0.22	mg/L	0.10	05/21/24 03:11	
EPA 300.0 Rev 2.1 1993	Sulfate	146	mg/L	3.0	05/21/24 10:48	
92731696014	**HAM-PT-11**					
EPA 6010D	Manganese	0.28	mg/L	0.040	05/23/24 01:55	
EPA 6010D	Potassium	6.0	mg/L	0.50	05/23/24 01:55	
EPA 6010D	Sodium	8.8	mg/L	1.0	05/23/24 01:55	
EPA 6010D	Calcium	90.9	mg/L	1.0	05/23/24 01:55	
EPA 6010D	Magnesium	16.2	mg/L	0.050	05/23/24 01:55	
EPA 6020B	Barium	0.057	mg/L	0.0050	05/22/24 16:11	
EPA 6020B	Boron	1.6	mg/L	0.040	05/22/24 16:11	
EPA 6020B	Cadmium	0.00013J	mg/L	0.00050	05/22/24 16:11	
EPA 6020B	Cobalt	0.0016J	mg/L	0.0050	05/22/24 16:11	
EPA 6020B	Molybdenum	0.24	mg/L	0.010	05/22/24 16:11	
SM 2540C-2015	Total Dissolved Solids	441	mg/L	25.0	05/20/24 12:17	
SM 2320B-2011	Alkalinity,Bicarbonate (CaCO3)	125	mg/L	5.0	05/21/24 17:33	
SM 2320B-2011	Alkalinity, Total as CaCO3	125	mg/L	5.0	05/21/24 17:33	

This report shall not be reproduced, except in full,
without the written consent of Pace Analytical Services, LLC.

Pace Analytical Services, LLC
9800 Kincey Ave. Suite 100
Huntersville, NC 28078
(704)875-9092

SUMMARY OF DETECTION

Project: Hammond AP-1
Pace Project No.: 92731696

Lab Sample ID Method	Client Sample ID Parameters	Result	Units	Report Limit	Analyzed	Qualifiers
92731696014	**HAM-PT-11**					
EPA 300.0 Rev 2.1 1993	Chloride	41.4	mg/L	1.0	05/21/24 03:25	
EPA 300.0 Rev 2.1 1993	Fluoride	0.34	mg/L	0.10	05/21/24 03:25	
EPA 300.0 Rev 2.1 1993	Sulfate	122	mg/L	3.0	05/21/24 11:03	
92731696015	**HAM-PT-12**					
EPA 6010D	Iron	0.33	mg/L	0.040	05/23/24 01:59	
EPA 6010D	Manganese	1.0	mg/L	0.040	05/23/24 01:59	
EPA 6010D	Potassium	6.8	mg/L	0.50	05/23/24 01:59	
EPA 6010D	Sodium	11.8	mg/L	1.0	05/23/24 01:59	
EPA 6010D	Calcium	99.7	mg/L	1.0	05/23/24 01:59	
EPA 6010D	Magnesium	16.6	mg/L	0.050	05/23/24 01:59	
EPA 6020B	Barium	0.069	mg/L	0.0050	05/22/24 16:15	
EPA 6020B	Boron	1.6	mg/L	0.040	05/22/24 16:15	
EPA 6020B	Cadmium	0.00014J	mg/L	0.00050	05/22/24 16:15	
EPA 6020B	Cobalt	0.0044J	mg/L	0.0050	05/22/24 16:15	
EPA 6020B	Lead	0.00017J	mg/L	0.0010	05/22/24 16:15	
EPA 6020B	Molybdenum	0.085	mg/L	0.010	05/22/24 16:15	
SM 2540C-2015	Total Dissolved Solids	523	mg/L	25.0	05/20/24 12:17	
SM 2320B-2011	Alkalinity,Bicarbonate (CaCO3)	129	mg/L	5.0	05/21/24 17:51	
SM 2320B-2011	Alkalinity, Total as CaCO3	129	mg/L	5.0	05/21/24 17:51	
EPA 300.0 Rev 2.1 1993	Chloride	50.3	mg/L	1.0	05/21/24 03:38	
EPA 300.0 Rev 2.1 1993	Fluoride	0.20	mg/L	0.10	05/21/24 03:38	
EPA 300.0 Rev 2.1 1993	Sulfate	125	mg/L	3.0	05/21/24 11:17	
92731696016	**HAM-PT-13**					
EPA 6010D	Iron	15.0	mg/L	0.040	05/23/24 02:02	
EPA 6010D	Manganese	3.6	mg/L	0.040	05/23/24 02:02	
EPA 6010D	Potassium	5.0	mg/L	0.50	05/23/24 02:02	
EPA 6010D	Sodium	7.8	mg/L	1.0	05/23/24 02:02	
EPA 6010D	Calcium	99.2	mg/L	1.0	05/23/24 02:02	
EPA 6010D	Magnesium	12.0	mg/L	0.050	05/23/24 02:02	
EPA 6020B	Arsenic	0.29	mg/L	0.0050	05/22/24 16:19	
EPA 6020B	Barium	0.033	mg/L	0.0050	05/22/24 16:19	
EPA 6020B	Boron	0.52	mg/L	0.040	05/22/24 16:19	
EPA 6020B	Cobalt	0.024	mg/L	0.0050	05/22/24 16:19	
EPA 6020B	Lithium	0.058	mg/L	0.030	05/22/24 16:19	
EPA 6020B	Molybdenum	0.0087J	mg/L	0.010	05/22/24 16:19	
SM 2540C-2015	Total Dissolved Solids	459	mg/L	25.0	05/20/24 12:21	
SM 2320B-2011	Alkalinity,Bicarbonate (CaCO3)	111	mg/L	5.0	05/21/24 19:44	
SM 2320B-2011	Alkalinity, Total as CaCO3	111	mg/L	5.0	05/21/24 19:44	
EPA 300.0 Rev 2.1 1993	Chloride	9.5	mg/L	1.0	05/21/24 04:20	
EPA 300.0 Rev 2.1 1993	Fluoride	0.34	mg/L	0.10	05/21/24 04:20	
EPA 300.0 Rev 2.1 1993	Sulfate	190	mg/L	4.0	05/21/24 11:31	
92731696017	**HAM-PT-14**					
EPA 6010D	Iron	14.9	mg/L	0.040	05/23/24 02:05	
EPA 6010D	Manganese	3.1	mg/L	0.040	05/23/24 02:05	
EPA 6010D	Potassium	5.0	mg/L	0.50	05/23/24 02:05	
EPA 6010D	Sodium	6.7	mg/L	1.0	05/23/24 02:05	

This report shall not be reproduced, except in full,
without the written consent of Pace Analytical Services, LLC.

Pace Analytical Services, LLC
9800 Kincey Ave. Suite 100
Huntersville, NC 28078
(704)875-9092

SUMMARY OF DETECTION

Project: Hammond AP-1
Pace Project No.: 92731696

Lab Sample ID Method	Client Sample ID Parameters	Result	Units	Report Limit	Analyzed	Qualifiers
92731696017	**HAM-PT-14**					
EPA 6010D	Calcium	97.4	mg/L	1.0	05/23/24 02:05	
EPA 6010D	Magnesium	12.7	mg/L	0.050	05/23/24 02:05	
EPA 6020B	Arsenic	0.21	mg/L	0.0050	05/22/24 16:33	
EPA 6020B	Barium	0.038	mg/L	0.0050	05/22/24 16:33	
EPA 6020B	Beryllium	0.00016J	mg/L	0.00050	05/22/24 16:33	
EPA 6020B	Boron	0.51	mg/L	0.040	05/22/24 16:33	
EPA 6020B	Cobalt	0.020	mg/L	0.0050	05/22/24 16:33	
EPA 6020B	Lead	0.00046J	mg/L	0.0010	05/22/24 16:33	
EPA 6020B	Lithium	0.051	mg/L	0.030	05/22/24 16:33	
EPA 6020B	Molybdenum	0.011	mg/L	0.010	05/22/24 16:33	
SM 2540C-2015	Total Dissolved Solids	461	mg/L	25.0	05/20/24 12:21	
SM 2320B-2011	Alkalinity,Bicarbonate (CaCO3)	121	mg/L	5.0	05/21/24 19:53	
SM 2320B-2011	Alkalinity, Total as CaCO3	121	mg/L	5.0	05/21/24 19:53	
EPA 300.0 Rev 2.1 1993	Chloride	10.5	mg/L	1.0	05/21/24 04:34	
EPA 300.0 Rev 2.1 1993	Fluoride	0.26	mg/L	0.10	05/21/24 04:34	
EPA 300.0 Rev 2.1 1993	Sulfate	175	mg/L	4.0	05/21/24 11:44	
92731696018	**HAM-PT-15**					
EPA 6010D	Sodium	8.1	mg/L	1.0	05/24/24 11:31	
EPA 6010D	Iron	9.2	mg/L	0.040	05/23/24 02:16	
EPA 6010D	Manganese	5.7	mg/L	0.040	05/23/24 02:16	
EPA 6010D	Potassium	5.3	mg/L	0.50	05/23/24 02:16	
EPA 6010D	Calcium	141	mg/L	1.0	05/23/24 02:16	
EPA 6010D	Magnesium	16.1	mg/L	0.050	05/23/24 02:16	
EPA 6020B	Arsenic	0.39	mg/L	0.0050	05/22/24 16:37	
EPA 6020B	Barium	0.043	mg/L	0.0050	05/22/24 16:37	
EPA 6020B	Boron	0.76	mg/L	0.040	05/22/24 16:37	
EPA 6020B	Cobalt	0.059	mg/L	0.0050	05/22/24 16:37	
EPA 6020B	Lithium	0.047	mg/L	0.030	05/22/24 16:37	
EPA 6020B	Molybdenum	0.021	mg/L	0.010	05/22/24 16:37	
SM 2540C-2015	Total Dissolved Solids	639	mg/L	25.0	05/20/24 12:22	
SM 2320B-2011	Alkalinity,Bicarbonate (CaCO3)	134	mg/L	5.0	05/21/24 20:02	
SM 2320B-2011	Alkalinity, Total as CaCO3	134	mg/L	5.0	05/21/24 20:02	
EPA 300.0 Rev 2.1 1993	Chloride	12.6	mg/L	1.0	05/21/24 04:48	
EPA 300.0 Rev 2.1 1993	Fluoride	0.35	mg/L	0.10	05/21/24 04:48	
EPA 300.0 Rev 2.1 1993	Sulfate	271	mg/L	6.0	05/21/24 11:58	

This report shall not be reproduced, except in full,
without the written consent of Pace Analytical Services, LLC.

Pace Analytical Services, LLC
9800 Kincey Ave. Suite 100
Huntersville, NC 28078
(704)875-9092

ANALYTICAL RESULTS

Project: Hammond AP-1
Pace Project No.: 92731696

Sample: HAM-AP1-EB-01 **Lab ID: 92731696001** Collected: 05/15/24 16:02 Received: 05/17/24 12:55 Matrix: Water

Parameters	Results	Units	Report Limit	MDL	DF	Prepared	Analyzed	CAS No.	Qual
6010D ATL ICP	Analytical Method: EPA 6010D Preparation Method: EPA 3010A								
	Pace Analytical Services - Peachtree Corners, GA								
Iron	ND	mg/L	0.040	0.025	1	05/18/24 14:09	05/23/24 00:56	7439-89-6	
Manganese	ND	mg/L	0.040	0.011	1	05/18/24 14:09	05/23/24 00:56	7439-96-5	
Potassium	ND	mg/L	0.50	0.15	1	05/18/24 14:09	05/23/24 00:56	7440-09-7	
Sodium	ND	mg/L	1.0	0.58	1	05/18/24 14:09	05/23/24 00:56	7440-23-5	
Calcium	ND	mg/L	1.0	0.12	1	05/18/24 14:09	05/23/24 00:56	7440-70-2	
Magnesium	ND	mg/L	0.050	0.012	1	05/18/24 14:09	05/23/24 00:56	7439-95-4	
6020 MET ICPMS	Analytical Method: EPA 6020B Preparation Method: EPA 3005A								
	Pace Analytical Services - Peachtree Corners, GA								
Antimony	ND	mg/L	0.0030	0.00054	1	05/18/24 14:00	05/22/24 15:05	7440-36-0	
Arsenic	ND	mg/L	0.0050	0.00084	1	05/18/24 14:00	05/22/24 15:05	7440-38-2	
Barium	ND	mg/L	0.0050	0.00047	1	05/18/24 14:00	05/22/24 15:05	7440-39-3	
Beryllium	ND	mg/L	0.00050	0.000094	1	05/18/24 14:00	05/22/24 15:05	7440-41-7	
Boron	ND	mg/L	0.040	0.012	1	05/18/24 14:00	05/22/24 15:05	7440-42-8	
Cadmium	ND	mg/L	0.00050	0.00010	1	05/18/24 14:00	05/22/24 15:05	7440-43-9	
Chromium	ND	mg/L	0.0050	0.0019	1	05/18/24 14:00	05/22/24 15:05	7440-47-3	
Cobalt	ND	mg/L	0.0050	0.00032	1	05/18/24 14:00	05/22/24 15:05	7440-48-4	
Lead	ND	mg/L	0.0010	0.00016	1	05/18/24 14:00	05/22/24 15:05	7439-92-1	
Lithium	ND	mg/L	0.030	0.0016	1	05/18/24 14:00	05/22/24 15:05	7439-93-2	
Molybdenum	ND	mg/L	0.010	0.00062	1	05/18/24 14:00	05/22/24 15:05	7439-98-7	
Selenium	ND	mg/L	0.0050	0.00096	1	05/18/24 14:00	05/22/24 15:05	7782-49-2	
Thallium	ND	mg/L	0.0010	0.00038	1	05/18/24 14:00	05/22/24 15:05	7440-28-0	
7470 Mercury	Analytical Method: EPA 7470A Preparation Method: EPA 7470A								
	Pace Analytical Services - Peachtree Corners, GA								
Mercury	ND	mg/L	0.00020	0.00013	1	05/24/24 08:30	05/24/24 12:35	7439-97-6	
2540C Total Dissolved Solids	Analytical Method: SM 2540C-2015								
	Pace Analytical Services - Peachtree Corners, GA								
Total Dissolved Solids	ND	mg/L	25.0	25.0	1		05/20/24 12:17		
2320B Alkalinity	Analytical Method: SM 2320B-2011								
	Pace Analytical Services - Asheville								
Alkalinity,Bicarbonate (CaCO3)	ND	mg/L	5.0	5.0	1		05/21/24 18:33		
Alkalinity,Carbonate (CaCO3)	ND	mg/L	5.0	5.0	1		05/21/24 18:33		
Alkalinity, Total as CaCO3	ND	mg/L	5.0	5.0	1		05/21/24 18:33		
4500S2D Sulfide Water	Analytical Method: SM 4500-S2D-2011								
	Pace Analytical Services - Asheville								
Sulfide	ND	mg/L	0.10	0.022	1		05/22/24 05:09	18496-25-8	
300.0 IC Anions 28 Days	Analytical Method: EPA 300.0 Rev 2.1 1993								
	Pace Analytical Services - Asheville								
Chloride	ND	mg/L	1.0	0.60	1		05/20/24 01:22	16887-00-6	

This report shall not be reproduced, except in full,
without the written consent of Pace Analytical Services, LLC.

Pace Analytical Services, LLC
9800 Kincey Ave. Suite 100
Huntersville, NC 28078
(704)875-9092

ANALYTICAL RESULTS

Project: Hammond AP-1
Pace Project No.: 92731696

Sample: HAM-AP1-EB-01 **Lab ID: 92731696001** Collected: 05/15/24 16:02 Received: 05/17/24 12:55 Matrix: Water

Parameters	Results	Units	Report Limit	MDL	DF	Prepared	Analyzed	CAS No.	Qual
300.0 IC Anions 28 Days	Analytical Method: EPA 300.0 Rev 2.1 1993 Pace Analytical Services - Asheville								
Fluoride	ND	mg/L	0.10	0.050	1		05/20/24 01:22	16984-48-8	
Sulfate	ND	mg/L	1.0	0.50	1		05/20/24 01:22	14808-79-8	

This report shall not be reproduced, except in full,
without the written consent of Pace Analytical Services, LLC.

Pace Analytical Services, LLC
9800 Kincey Ave. Suite 100
Huntersville, NC 28078
(704)875-9092

ANALYTICAL RESULTS

Project: Hammond AP-1
Pace Project No.: 92731696

Sample: HAM-AP1-EB-02 **Lab ID: 92731696002** Collected: 05/15/24 16:20 Received: 05/17/24 12:55 Matrix: Water

Parameters	Results	Units	Report Limit	MDL	DF	Prepared	Analyzed	CAS No.	Qual
6010D ATL ICP	Analytical Method: EPA 6010D Preparation Method: EPA 3010A								
	Pace Analytical Services - Peachtree Corners, GA								
Iron	ND	mg/L	0.040	0.025	1	05/18/24 14:09	05/23/24 01:09	7439-89-6	
Manganese	ND	mg/L	0.040	0.011	1	05/18/24 14:09	05/23/24 01:09	7439-96-5	
Potassium	ND	mg/L	0.50	0.15	1	05/18/24 14:09	05/23/24 01:09	7440-09-7	
Sodium	ND	mg/L	1.0	0.58	1	05/18/24 14:09	05/23/24 01:09	7440-23-5	
Calcium	ND	mg/L	1.0	0.12	1	05/18/24 14:09	05/23/24 01:09	7440-70-2	
Magnesium	ND	mg/L	0.050	0.012	1	05/18/24 14:09	05/23/24 01:09	7439-95-4	
6020 MET ICPMS	Analytical Method: EPA 6020B Preparation Method: EPA 3005A								
	Pace Analytical Services - Peachtree Corners, GA								
Antimony	**0.0013J**	mg/L	0.0030	0.00054	1	05/18/24 14:00	05/22/24 15:20	7440-36-0	
Arsenic	ND	mg/L	0.0050	0.00084	1	05/18/24 14:00	05/22/24 15:20	7440-38-2	
Barium	ND	mg/L	0.0050	0.00047	1	05/18/24 14:00	05/22/24 15:20	7440-39-3	
Beryllium	ND	mg/L	0.00050	0.000094	1	05/18/24 14:00	05/22/24 15:20	7440-41-7	
Boron	ND	mg/L	0.040	0.012	1	05/18/24 14:00	05/22/24 15:20	7440-42-8	
Cadmium	ND	mg/L	0.00050	0.00010	1	05/18/24 14:00	05/22/24 15:20	7440-43-9	
Chromium	ND	mg/L	0.0050	0.0019	1	05/18/24 14:00	05/22/24 15:20	7440-47-3	
Cobalt	ND	mg/L	0.0050	0.00032	1	05/18/24 14:00	05/22/24 15:20	7440-48-4	
Lead	ND	mg/L	0.0010	0.00016	1	05/18/24 14:00	05/22/24 15:20	7439-92-1	
Lithium	ND	mg/L	0.030	0.0016	1	05/18/24 14:00	05/22/24 15:20	7439-93-2	
Molybdenum	ND	mg/L	0.010	0.00062	1	05/18/24 14:00	05/22/24 15:20	7439-98-7	
Selenium	ND	mg/L	0.0050	0.00096	1	05/18/24 14:00	05/22/24 15:20	7782-49-2	
Thallium	ND	mg/L	0.0010	0.00038	1	05/18/24 14:00	05/22/24 15:20	7440-28-0	
7470 Mercury	Analytical Method: EPA 7470A Preparation Method: EPA 7470A								
	Pace Analytical Services - Peachtree Corners, GA								
Mercury	ND	mg/L	0.00020	0.00013	1	05/24/24 08:30	05/24/24 12:38	7439-97-6	
2540C Total Dissolved Solids	Analytical Method: SM 2540C-2015								
	Pace Analytical Services - Peachtree Corners, GA								
Total Dissolved Solids	ND	mg/L	25.0	25.0	1		05/20/24 12:18		
2320B Alkalinity	Analytical Method: SM 2320B-2011								
	Pace Analytical Services - Asheville								
Alkalinity,Bicarbonate (CaCO3)	ND	mg/L	5.0	5.0	1		05/21/24 18:37		
Alkalinity,Carbonate (CaCO3)	ND	mg/L	5.0	5.0	1		05/21/24 18:37		
Alkalinity, Total as CaCO3	ND	mg/L	5.0	5.0	1		05/21/24 18:37		
4500S2D Sulfide Water	Analytical Method: SM 4500-S2D-2011								
	Pace Analytical Services - Asheville								
Sulfide	ND	mg/L	0.10	0.022	1		05/22/24 05:19	18496-25-8	
300.0 IC Anions 28 Days	Analytical Method: EPA 300.0 Rev 2.1 1993								
	Pace Analytical Services - Asheville								
Chloride	ND	mg/L	1.0	0.60	1		05/20/24 01:37	16887-00-6	

This report shall not be reproduced, except in full,
without the written consent of Pace Analytical Services, LLC.

Pace Analytical Services, LLC
9800 Kincey Ave. Suite 100
Huntersville, NC 28078
(704)875-9092

ANALYTICAL RESULTS

Project: Hammond AP-1
Pace Project No.: 92731696

Sample: HAM-AP1-EB-02 **Lab ID: 92731696002** Collected: 05/15/24 16:20 Received: 05/17/24 12:55 Matrix: Water

Parameters	Results	Units	Report Limit	MDL	DF	Prepared	Analyzed	CAS No.	Qual
300.0 IC Anions 28 Days	Analytical Method: EPA 300.0 Rev 2.1 1993 Pace Analytical Services - Asheville								
Fluoride	ND	mg/L	0.10	0.050	1		05/20/24 01:37	16984-48-8	
Sulfate	ND	mg/L	1.0	0.50	1		05/20/24 01:37	14808-79-8	

This report shall not be reproduced, except in full,
without the written consent of Pace Analytical Services, LLC.

Pace Analytical Services, LLC
9800 Kincey Ave. Suite 100
Huntersville, NC 28078
(704)875-9092

ANALYTICAL RESULTS

Project: Hammond AP-1
Pace Project No.: 92731696

Sample: HAM-AP1-FB-01 **Lab ID: 92731696003** Collected: 05/15/24 15:56 Received: 05/17/24 12:55 Matrix: Water

Parameters	Results	Units	Report Limit	MDL	DF	Prepared	Analyzed	CAS No.	Qual
6010D ATL ICP	Analytical Method: EPA 6010D Preparation Method: EPA 3010A								
	Pace Analytical Services - Peachtree Corners, GA								
Iron	ND	mg/L	0.040	0.025	1	05/18/24 14:09	05/23/24 01:13	7439-89-6	
Manganese	ND	mg/L	0.040	0.011	1	05/18/24 14:09	05/23/24 01:13	7439-96-5	
Potassium	ND	mg/L	0.50	0.15	1	05/18/24 14:09	05/23/24 01:13	7440-09-7	
Sodium	ND	mg/L	1.0	0.58	1	05/18/24 14:09	05/23/24 01:13	7440-23-5	
Calcium	ND	mg/L	1.0	0.12	1	05/18/24 14:09	05/23/24 01:13	7440-70-2	
Magnesium	ND	mg/L	0.050	0.012	1	05/18/24 14:09	05/23/24 01:13	7439-95-4	
6020 MET ICPMS	Analytical Method: EPA 6020B Preparation Method: EPA 3005A								
	Pace Analytical Services - Peachtree Corners, GA								
Antimony	ND	mg/L	0.0030	0.00054	1	05/18/24 14:00	05/22/24 15:24	7440-36-0	
Arsenic	ND	mg/L	0.0050	0.00084	1	05/18/24 14:00	05/22/24 15:24	7440-38-2	
Barium	ND	mg/L	0.0050	0.00047	1	05/18/24 14:00	05/22/24 15:24	7440-39-3	
Beryllium	ND	mg/L	0.00050	0.000094	1	05/18/24 14:00	05/22/24 15:24	7440-41-7	
Boron	ND	mg/L	0.040	0.012	1	05/18/24 14:00	05/22/24 15:24	7440-42-8	
Cadmium	ND	mg/L	0.00050	0.00010	1	05/18/24 14:00	05/22/24 15:24	7440-43-9	
Chromium	ND	mg/L	0.0050	0.0019	1	05/18/24 14:00	05/22/24 15:24	7440-47-3	
Cobalt	ND	mg/L	0.0050	0.00032	1	05/18/24 14:00	05/22/24 15:24	7440-48-4	
Lead	ND	mg/L	0.0010	0.00016	1	05/18/24 14:00	05/22/24 15:24	7439-92-1	
Lithium	ND	mg/L	0.030	0.0016	1	05/18/24 14:00	05/22/24 15:24	7439-93-2	
Molybdenum	ND	mg/L	0.010	0.00062	1	05/18/24 14:00	05/22/24 15:24	7439-98-7	
Selenium	ND	mg/L	0.0050	0.00096	1	05/18/24 14:00	05/22/24 15:24	7782-49-2	
Thallium	ND	mg/L	0.0010	0.00038	1	05/18/24 14:00	05/22/24 15:24	7440-28-0	
7470 Mercury	Analytical Method: EPA 7470A Preparation Method: EPA 7470A								
	Pace Analytical Services - Peachtree Corners, GA								
Mercury	ND	mg/L	0.00020	0.00013	1	05/24/24 08:30	05/24/24 12:48	7439-97-6	
2540C Total Dissolved Solids	Analytical Method: SM 2540C-2015								
	Pace Analytical Services - Peachtree Corners, GA								
Total Dissolved Solids	ND	mg/L	25.0	25.0	1		05/20/24 12:18		
2320B Alkalinity	Analytical Method: SM 2320B-2011								
	Pace Analytical Services - Asheville								
Alkalinity,Bicarbonate (CaCO3)	ND	mg/L	5.0	5.0	1		05/21/24 18:41		
Alkalinity,Carbonate (CaCO3)	ND	mg/L	5.0	5.0	1		05/21/24 18:41		
Alkalinity, Total as CaCO3	ND	mg/L	5.0	5.0	1		05/21/24 18:41		
4500S2D Sulfide Water	Analytical Method: SM 4500-S2D-2011								
	Pace Analytical Services - Asheville								
Sulfide	ND	mg/L	0.10	0.022	1		05/22/24 05:10	18496-25-8	
300.0 IC Anions 28 Days	Analytical Method: EPA 300.0 Rev 2.1 1993								
	Pace Analytical Services - Asheville								
Chloride	ND	mg/L	1.0	0.60	1		06/12/24 13:26	16887-00-6	

This report shall not be reproduced, except in full,
without the written consent of Pace Analytical Services, LLC.

Pace Analytical Services, LLC
9800 Kincey Ave. Suite 100
Huntersville, NC 28078
(704)875-9092

ANALYTICAL RESULTS

Project: Hammond AP-1
Pace Project No.: 92731696

Sample: HAM-AP1-FB-01 **Lab ID: 92731696003** Collected: 05/15/24 15:56 Received: 05/17/24 12:55 Matrix: Water

Parameters	Results	Units	Report Limit	MDL	DF	Prepared	Analyzed	CAS No.	Qual
300.0 IC Anions 28 Days	Analytical Method: EPA 300.0 Rev 2.1 1993 Pace Analytical Services - Asheville								
Fluoride	ND	mg/L	0.10	0.050	1		06/12/24 13:26	16984-48-8	
Sulfate	ND	mg/L	1.0	0.50	1		06/12/24 13:26	14808-79-8	

This report shall not be reproduced, except in full,
without the written consent of Pace Analytical Services, LLC.

Pace Analytical Services, LLC
9800 Kincey Ave. Suite 100
Huntersville, NC 28078
(704)875-9092

ANALYTICAL RESULTS

Project: Hammond AP-1
Pace Project No.: 92731696

Sample: HAM-AP1-FB-02 **Lab ID: 92731696004** Collected: 05/15/24 17:19 Received: 05/17/24 12:55 Matrix: Water

Parameters	Results	Units	Report Limit	MDL	DF	Prepared	Analyzed	CAS No.	Qual
6010D ATL ICP	Analytical Method: EPA 6010D Preparation Method: EPA 3010A								
	Pace Analytical Services - Peachtree Corners, GA								
Iron	ND	mg/L	0.040	0.025	1	05/18/24 14:09	05/23/24 01:17	7439-89-6	
Manganese	ND	mg/L	0.040	0.011	1	05/18/24 14:09	05/23/24 01:17	7439-96-5	
Potassium	ND	mg/L	0.50	0.15	1	05/18/24 14:09	05/23/24 01:17	7440-09-7	
Sodium	ND	mg/L	1.0	0.58	1	05/18/24 14:09	05/23/24 01:17	7440-23-5	
Calcium	ND	mg/L	1.0	0.12	1	05/18/24 14:09	05/23/24 01:17	7440-70-2	
Magnesium	ND	mg/L	0.050	0.012	1	05/18/24 14:09	05/23/24 01:17	7439-95-4	
6020 MET ICPMS	Analytical Method: EPA 6020B Preparation Method: EPA 3005A								
	Pace Analytical Services - Peachtree Corners, GA								
Antimony	ND	mg/L	0.0030	0.00054	1	05/18/24 14:00	05/22/24 15:28	7440-36-0	
Arsenic	ND	mg/L	0.0050	0.00084	1	05/18/24 14:00	05/22/24 15:28	7440-38-2	
Barium	ND	mg/L	0.0050	0.00047	1	05/18/24 14:00	05/22/24 15:28	7440-39-3	
Beryllium	ND	mg/L	0.00050	0.000094	1	05/18/24 14:00	05/22/24 15:28	7440-41-7	
Boron	ND	mg/L	0.040	0.012	1	05/18/24 14:00	05/22/24 15:28	7440-42-8	
Cadmium	ND	mg/L	0.00050	0.00010	1	05/18/24 14:00	05/22/24 15:28	7440-43-9	
Chromium	ND	mg/L	0.0050	0.0019	1	05/18/24 14:00	05/22/24 15:28	7440-47-3	
Cobalt	ND	mg/L	0.0050	0.00032	1	05/18/24 14:00	05/22/24 15:28	7440-48-4	
Lead	ND	mg/L	0.0010	0.00016	1	05/18/24 14:00	05/22/24 15:28	7439-92-1	
Lithium	ND	mg/L	0.030	0.0016	1	05/18/24 14:00	05/22/24 15:28	7439-93-2	
Molybdenum	ND	mg/L	0.010	0.00062	1	05/18/24 14:00	05/22/24 15:28	7439-98-7	
Selenium	ND	mg/L	0.0050	0.00096	1	05/18/24 14:00	05/22/24 15:28	7782-49-2	
Thallium	ND	mg/L	0.0010	0.00038	1	05/18/24 14:00	05/22/24 15:28	7440-28-0	
7470 Mercury	Analytical Method: EPA 7470A Preparation Method: EPA 7470A								
	Pace Analytical Services - Peachtree Corners, GA								
Mercury	ND	mg/L	0.00020	0.00013	1	05/24/24 08:30	05/24/24 12:56	7439-97-6	
2540C Total Dissolved Solids	Analytical Method: SM 2540C-2015								
	Pace Analytical Services - Peachtree Corners, GA								
Total Dissolved Solids	ND	mg/L	25.0	25.0	1		05/20/24 12:18		
2320B Alkalinity	Analytical Method: SM 2320B-2011								
	Pace Analytical Services - Asheville								
Alkalinity,Bicarbonate (CaCO3)	ND	mg/L	5.0	5.0	1		05/21/24 18:44		
Alkalinity,Carbonate (CaCO3)	ND	mg/L	5.0	5.0	1		05/21/24 18:44		
Alkalinity, Total as CaCO3	ND	mg/L	5.0	5.0	1		05/21/24 18:44		
4500S2D Sulfide Water	Analytical Method: SM 4500-S2D-2011								
	Pace Analytical Services - Asheville								
Sulfide	ND	mg/L	0.10	0.022	1		05/22/24 05:11	18496-25-8	
300.0 IC Anions 28 Days	Analytical Method: EPA 300.0 Rev 2.1 1993								
	Pace Analytical Services - Asheville								
Chloride	ND	mg/L	1.0	0.60	1		05/20/24 02:56	16887-00-6	

This report shall not be reproduced, except in full,
without the written consent of Pace Analytical Services, LLC.

Pace Analytical Services, LLC
9800 Kincey Ave. Suite 100
Huntersville, NC 28078
(704)875-9092

ANALYTICAL RESULTS

Project: Hammond AP-1
Pace Project No.: 92731696

Sample: HAM-AP1-FB-02 **Lab ID: 92731696004** Collected: 05/15/24 17:19 Received: 05/17/24 12:55 Matrix: Water

Parameters	Results	Units	Report Limit	MDL	DF	Prepared	Analyzed	CAS No.	Qual
300.0 IC Anions 28 Days	Analytical Method: EPA 300.0 Rev 2.1 1993 Pace Analytical Services - Asheville								
Fluoride	ND	mg/L	0.10	0.050	1		05/20/24 02:56	16984-48-8	
Sulfate	ND	mg/L	1.0	0.50	1		05/20/24 02:56	14808-79-8	

This report shall not be reproduced, except in full,
without the written consent of Pace Analytical Services, LLC.

Pace Analytical Services, LLC
9800 Kincey Ave. Suite 100
Huntersville, NC 28078
(704)875-9092

ANALYTICAL RESULTS

Project: Hammond AP-1
Pace Project No.: 92731696

Sample: HAM-AP1-FD-01 **Lab ID: 92731696005** Collected: 05/15/24 00:00 Received: 05/17/24 12:55 Matrix: Water

Parameters	Results	Units	Report Limit	MDL	DF	Prepared	Analyzed	CAS No.	Qual
6010D ATL ICP	Analytical Method: EPA 6010D Preparation Method: EPA 3010A								
	Pace Analytical Services - Peachtree Corners, GA								
Iron	**0.20**	mg/L	0.040	0.025	1	05/18/24 14:09	05/23/24 01:21	7439-89-6	
Manganese	**0.70**	mg/L	0.040	0.011	1	05/18/24 14:09	05/23/24 01:21	7439-96-5	
Potassium	**6.5**	mg/L	0.50	0.15	1	05/18/24 14:09	05/23/24 01:21	7440-09-7	
Sodium	**8.9**	mg/L	1.0	0.58	1	05/18/24 14:09	05/23/24 01:21	7440-23-5	
Calcium	**103**	mg/L	1.0	0.12	1	05/18/24 14:09	05/23/24 01:21	7440-70-2	
Magnesium	**13.8**	mg/L	0.050	0.012	1	05/18/24 14:09	05/23/24 01:21	7439-95-4	
6020 MET ICPMS	Analytical Method: EPA 6020B Preparation Method: EPA 3005A								
	Pace Analytical Services - Peachtree Corners, GA								
Antimony	ND	mg/L	0.0030	0.00054	1	05/18/24 14:00	05/22/24 15:31	7440-36-0	
Arsenic	ND	mg/L	0.0050	0.00084	1	05/18/24 14:00	05/22/24 15:31	7440-38-2	
Barium	**0.053**	mg/L	0.0050	0.00047	1	05/18/24 14:00	05/22/24 15:31	7440-39-3	
Beryllium	ND	mg/L	0.00050	0.000094	1	05/18/24 14:00	05/22/24 15:31	7440-41-7	
Boron	**1.5**	mg/L	0.040	0.012	1	05/18/24 14:00	05/22/24 15:31	7440-42-8	
Cadmium	ND	mg/L	0.00050	0.00010	1	05/18/24 14:00	05/22/24 15:31	7440-43-9	
Chromium	ND	mg/L	0.0050	0.0019	1	05/18/24 14:00	05/22/24 15:31	7440-47-3	
Cobalt	**0.0016J**	mg/L	0.0050	0.00032	1	05/18/24 14:00	05/22/24 15:31	7440-48-4	
Lead	ND	mg/L	0.0010	0.00016	1	05/18/24 14:00	05/22/24 15:31	7439-92-1	
Lithium	ND	mg/L	0.030	0.0016	1	05/18/24 14:00	05/22/24 15:31	7439-93-2	
Molybdenum	**0.090**	mg/L	0.010	0.00062	1	05/18/24 14:00	05/22/24 15:31	7439-98-7	
Selenium	**0.0011J**	mg/L	0.0050	0.00096	1	05/18/24 14:00	05/22/24 15:31	7782-49-2	
Thallium	ND	mg/L	0.0010	0.00038	1	05/18/24 14:00	05/22/24 15:31	7440-28-0	
7470 Mercury	Analytical Method: EPA 7470A Preparation Method: EPA 7470A								
	Pace Analytical Services - Peachtree Corners, GA								
Mercury	ND	mg/L	0.00020	0.00013	1	05/24/24 08:30	05/24/24 12:59	7439-97-6	
2540C Total Dissolved Solids	Analytical Method: SM 2540C-2015								
	Pace Analytical Services - Peachtree Corners, GA								
Total Dissolved Solids	**528**	mg/L	25.0	25.0	1		05/20/24 12:18		
2320B Alkalinity	Analytical Method: SM 2320B-2011								
	Pace Analytical Services - Asheville								
Alkalinity,Bicarbonate (CaCO3)	**131**	mg/L	5.0	5.0	1		05/21/24 18:48		
Alkalinity,Carbonate (CaCO3)	ND	mg/L	5.0	5.0	1		05/21/24 18:48		
Alkalinity, Total as CaCO3	**131**	mg/L	5.0	5.0	1		05/21/24 18:48		
4500S2D Sulfide Water	Analytical Method: SM 4500-S2D-2011								
	Pace Analytical Services - Asheville								
Sulfide	ND	mg/L	0.10	0.022	1		05/22/24 05:12	18496-25-8	
300.0 IC Anions 28 Days	Analytical Method: EPA 300.0 Rev 2.1 1993								
	Pace Analytical Services - Asheville								
Chloride	**49.1**	mg/L	1.0	0.60	1		06/12/24 13:41	16887-00-6	

REPORT OF LABORATORY ANALYSIS

This report shall not be reproduced, except in full,
without the written consent of Pace Analytical Services, LLC.

Pace Analytical Services, LLC
9800 Kincey Ave. Suite 100
Huntersville, NC 28078
(704)875-9092

ANALYTICAL RESULTS

Project: Hammond AP-1
Pace Project No.: 92731696

Sample: HAM-AP1-FD-01 **Lab ID: 92731696005** Collected: 05/15/24 00:00 Received: 05/17/24 12:55 Matrix: Water

Parameters	Results	Units	Report Limit	MDL	DF	Prepared	Analyzed	CAS No.	Qual
300.0 IC Anions 28 Days	Analytical Method: EPA 300.0 Rev 2.1 1993 Pace Analytical Services - Asheville								
Fluoride	**0.19**	mg/L	0.10	0.050	1		06/12/24 13:41	16984-48-8	
Sulfate	**149**	mg/L	3.0	1.5	3		06/12/24 14:39	14808-79-8	

This report shall not be reproduced, except in full,
without the written consent of Pace Analytical Services, LLC.

Pace Analytical Services, LLC
9800 Kincey Ave. Suite 100
Huntersville, NC 28078
(704)875-9092

ANALYTICAL RESULTS

Project: Hammond AP-1
Pace Project No.: 92731696

Sample: HAM-AP1-FD-02 **Lab ID: 92731696006** Collected: 05/15/24 00:00 Received: 05/17/24 12:55 Matrix: Water

Parameters	Results	Units	Report Limit	MDL	DF	Prepared	Analyzed	CAS No.	Qual
6010D ATL ICP	Analytical Method: EPA 6010D Preparation Method: EPA 3010A								
	Pace Analytical Services - Peachtree Corners, GA								
Iron	**7.9**	mg/L	0.040	0.025	1	05/18/24 14:09	05/23/24 01:24	7439-89-6	
Manganese	**4.6**	mg/L	0.040	0.011	1	05/18/24 14:09	05/23/24 01:24	7439-96-5	
Potassium	**4.8**	mg/L	0.50	0.15	1	05/18/24 14:09	05/23/24 01:24	7440-09-7	
Sodium	**6.9**	mg/L	1.0	0.58	1	05/18/24 14:09	05/23/24 01:24	7440-23-5	
Calcium	**103**	mg/L	1.0	0.12	1	05/18/24 14:09	05/23/24 01:24	7440-70-2	
Magnesium	**12.8**	mg/L	0.050	0.012	1	05/18/24 14:09	05/23/24 01:24	7439-95-4	
6020 MET ICPMS	Analytical Method: EPA 6020B Preparation Method: EPA 3005A								
	Pace Analytical Services - Peachtree Corners, GA								
Antimony	ND	mg/L	0.0030	0.00054	1	05/18/24 14:00	05/22/24 15:45	7440-36-0	
Arsenic	**0.19**	mg/L	0.0050	0.00084	1	05/18/24 14:00	05/22/24 15:45	7440-38-2	
Barium	**0.042**	mg/L	0.0050	0.00047	1	05/18/24 14:00	05/22/24 15:45	7440-39-3	
Beryllium	ND	mg/L	0.00050	0.000094	1	05/18/24 14:00	05/22/24 15:45	7440-41-7	
Boron	**0.59**	mg/L	0.040	0.012	1	05/18/24 14:00	05/22/24 15:45	7440-42-8	
Cadmium	ND	mg/L	0.00050	0.00010	1	05/18/24 14:00	05/22/24 15:45	7440-43-9	
Chromium	ND	mg/L	0.0050	0.0019	1	05/18/24 14:00	05/22/24 15:45	7440-47-3	
Cobalt	**0.031**	mg/L	0.0050	0.00032	1	05/18/24 14:00	05/22/24 15:45	7440-48-4	
Lead	ND	mg/L	0.0010	0.00016	1	05/18/24 14:00	05/22/24 15:45	7439-92-1	
Lithium	**0.044**	mg/L	0.030	0.0016	1	05/18/24 14:00	05/22/24 15:45	7439-93-2	
Molybdenum	**0.014**	mg/L	0.010	0.00062	1	05/18/24 14:00	05/22/24 15:45	7439-98-7	
Selenium	ND	mg/L	0.0050	0.00096	1	05/18/24 14:00	05/22/24 15:45	7782-49-2	
Thallium	ND	mg/L	0.0010	0.00038	1	05/18/24 14:00	05/22/24 15:45	7440-28-0	
7470 Mercury	Analytical Method: EPA 7470A Preparation Method: EPA 7470A								
	Pace Analytical Services - Peachtree Corners, GA								
Mercury	ND	mg/L	0.00020	0.00013	1	05/24/24 08:30	05/24/24 13:01	7439-97-6	
2540C Total Dissolved Solids	Analytical Method: SM 2540C-2015								
	Pace Analytical Services - Peachtree Corners, GA								
Total Dissolved Solids	**491**	mg/L	25.0	25.0	1		05/20/24 12:18		
2320B Alkalinity	Analytical Method: SM 2320B-2011								
	Pace Analytical Services - Asheville								
Alkalinity,Bicarbonate (CaCO3)	**138**	mg/L	5.0	5.0	1		05/21/24 19:06		
Alkalinity,Carbonate (CaCO3)	ND	mg/L	5.0	5.0	1		05/21/24 19:06		
Alkalinity, Total as CaCO3	**138**	mg/L	5.0	5.0	1		05/21/24 19:06		
4500S2D Sulfide Water	Analytical Method: SM 4500-S2D-2011								
	Pace Analytical Services - Asheville								
Sulfide	ND	mg/L	0.10	0.022	1		05/22/24 05:12	18496-25-8	
300.0 IC Anions 28 Days	Analytical Method: EPA 300.0 Rev 2.1 1993								
	Pace Analytical Services - Asheville								
Chloride	**10.1**	mg/L	1.0	0.60	1		05/20/24 10:17	16887-00-6	

This report shall not be reproduced, except in full,
without the written consent of Pace Analytical Services, LLC.

Pace Analytical Services, LLC
9800 Kincey Ave. Suite 100
Huntersville, NC 28078
(704)875-9092

ANALYTICAL RESULTS

Project: Hammond AP-1
Pace Project No.: 92731696

Sample: HAM-AP1-FD-02 **Lab ID: 92731696006** Collected: 05/15/24 00:00 Received: 05/17/24 12:55 Matrix: Water

Parameters	Results	Units	Report Limit	MDL	DF	Prepared	Analyzed	CAS No.	Qual
300.0 IC Anions 28 Days	Analytical Method: EPA 300.0 Rev 2.1 1993 Pace Analytical Services - Asheville								
Fluoride	**0.26**	mg/L	0.10	0.050	1		05/20/24 10:17	16984-48-8	
Sulfate	**189**	mg/L	4.0	2.0	4		05/20/24 20:43	14808-79-8	

This report shall not be reproduced, except in full,
without the written consent of Pace Analytical Services, LLC.

Pace Analytical Services, LLC
9800 Kincey Ave. Suite 100
Huntersville, NC 28078
(704)875-9092

ANALYTICAL RESULTS

Project: Hammond AP-1
Pace Project No.: 92731696

Sample: HAM-INW-03 **Lab ID: 92731696007** Collected: 05/14/24 14:08 Received: 05/17/24 12:55 Matrix: Water

Parameters	Results	Units	Report Limit	MDL	DF	Prepared	Analyzed	CAS No.	Qual
6010D ATL ICP	Analytical Method: EPA 6010D Preparation Method: EPA 3010A								
	Pace Analytical Services - Peachtree Corners, GA								
Sodium	**12.4**	mg/L	1.0	0.58	1	05/18/24 14:09	05/24/24 11:34	7440-23-5	
Iron	**0.11**	mg/L	0.040	0.025	1	05/18/24 14:09	05/23/24 02:19	7439-89-6	
Manganese	**0.45**	mg/L	0.040	0.011	1	05/18/24 14:09	05/23/24 02:19	7439-96-5	
Potassium	**13.8**	mg/L	0.50	0.15	1	05/18/24 14:09	05/23/24 02:19	7440-09-7	
Calcium	**127**	mg/L	1.0	0.12	1	05/18/24 14:09	05/23/24 02:19	7440-70-2	
Magnesium	**17.1**	mg/L	0.050	0.012	1	05/18/24 14:09	05/23/24 02:19	7439-95-4	
6020 MET ICPMS	Analytical Method: EPA 6020B Preparation Method: EPA 3005A								
	Pace Analytical Services - Peachtree Corners, GA								
Antimony	ND	mg/L	0.0030	0.00054	1	05/18/24 14:00	05/22/24 16:41	7440-36-0	
Arsenic	ND	mg/L	0.0050	0.00084	1	05/18/24 14:00	05/22/24 16:41	7440-38-2	
Barium	**0.075**	mg/L	0.0050	0.00047	1	05/18/24 14:00	05/22/24 16:41	7440-39-3	
Beryllium	ND	mg/L	0.00050	0.000094	1	05/18/24 14:00	05/22/24 16:41	7440-41-7	
Boron	**1.5**	mg/L	0.040	0.012	1	05/18/24 14:00	05/22/24 16:41	7440-42-8	
Cadmium	ND	mg/L	0.00050	0.00010	1	05/18/24 14:00	05/22/24 16:41	7440-43-9	
Chromium	ND	mg/L	0.0050	0.0019	1	05/18/24 14:00	05/22/24 16:41	7440-47-3	
Cobalt	**0.00070J**	mg/L	0.0050	0.00032	1	05/18/24 14:00	05/22/24 16:41	7440-48-4	
Lead	ND	mg/L	0.0010	0.00016	1	05/18/24 14:00	05/22/24 16:41	7439-92-1	
Lithium	**0.0050J**	mg/L	0.030	0.0016	1	05/18/24 14:00	05/22/24 16:41	7439-93-2	
Molybdenum	**0.082**	mg/L	0.010	0.00062	1	05/18/24 14:00	05/22/24 16:41	7439-98-7	
Selenium	ND	mg/L	0.0050	0.00096	1	05/18/24 14:00	05/22/24 16:41	7782-49-2	
Thallium	ND	mg/L	0.0010	0.00038	1	05/18/24 14:00	05/22/24 16:41	7440-28-0	
7470 Mercury	Analytical Method: EPA 7470A Preparation Method: EPA 7470A								
	Pace Analytical Services - Peachtree Corners, GA								
Mercury	ND	mg/L	0.00020	0.00013	1	05/24/24 08:30	05/24/24 13:04	7439-97-6	
2540C Total Dissolved Solids	Analytical Method: SM 2540C-2015								
	Pace Analytical Services - Peachtree Corners, GA								
Total Dissolved Solids	**564**	mg/L	25.0	25.0	1		05/20/24 12:16		
2320B Alkalinity	Analytical Method: SM 2320B-2011								
	Pace Analytical Services - Asheville								
Alkalinity,Bicarbonate (CaCO3)	**175**	mg/L	5.0	5.0	1		05/21/24 16:31		
Alkalinity,Carbonate (CaCO3)	ND	mg/L	5.0	5.0	1		05/21/24 16:31		
Alkalinity, Total as CaCO3	**175**	mg/L	5.0	5.0	1		05/21/24 16:31		M1
4500S2D Sulfide Water	Analytical Method: SM 4500-S2D-2011								
	Pace Analytical Services - Asheville								
Sulfide	ND	mg/L	0.10	0.022	1		05/20/24 23:45	18496-25-8	
300.0 IC Anions 28 Days	Analytical Method: EPA 300.0 Rev 2.1 1993								
	Pace Analytical Services - Asheville								
Chloride	**56.9**	mg/L	1.0	0.60	1		05/21/24 00:39	16887-00-6	M1

This report shall not be reproduced, except in full,
without the written consent of Pace Analytical Services, LLC.

Pace Analytical Services, LLC
9800 Kincey Ave. Suite 100
Huntersville, NC 28078
(704)875-9092

ANALYTICAL RESULTS

Project: Hammond AP-1
Pace Project No.: 92731696

Sample: HAM-INW-03 **Lab ID: 92731696007** Collected: 05/14/24 14:08 Received: 05/17/24 12:55 Matrix: Water

Parameters	Results	Units	Report Limit	MDL	DF	Prepared	Analyzed	CAS No.	Qual
300.0 IC Anions 28 Days	Analytical Method: EPA 300.0 Rev 2.1 1993 Pace Analytical Services - Asheville								
Fluoride	**0.20**	mg/L	0.10	0.050	1		05/21/24 00:39	16984-48-8	
Sulfate	**178**	mg/L	4.0	2.0	4		05/21/24 08:01	14808-79-8	

This report shall not be reproduced, except in full,
without the written consent of Pace Analytical Services, LLC.

Pace Analytical Services, LLC
9800 Kincey Ave. Suite 100
Huntersville, NC 28078
(704)875-9092

ANALYTICAL RESULTS

Project: Hammond AP-1
Pace Project No.: 92731696

Sample: HAM-INW-04 **Lab ID: 92731696008** Collected: 05/15/24 14:20 Received: 05/17/24 12:55 Matrix: Water

Parameters	Results	Units	Report Limit	MDL	DF	Prepared	Analyzed	CAS No.	Qual
6010D ATL ICP	Analytical Method: EPA 6010D Preparation Method: EPA 3010A								
	Pace Analytical Services - Peachtree Corners, GA								
Iron	**8.4**	mg/L	0.040	0.025	1	05/18/24 14:09	05/23/24 01:35	7439-89-6	
Manganese	**4.4**	mg/L	0.040	0.011	1	05/18/24 14:09	05/23/24 01:35	7439-96-5	
Potassium	**4.8**	mg/L	0.50	0.15	1	05/18/24 14:09	05/23/24 01:35	7440-09-7	
Sodium	**7.0**	mg/L	1.0	0.58	1	05/18/24 14:09	05/23/24 01:35	7440-23-5	
Calcium	**107**	mg/L	1.0	0.12	1	05/18/24 14:09	05/23/24 01:35	7440-70-2	
Magnesium	**13.1**	mg/L	0.050	0.012	1	05/18/24 14:09	05/23/24 01:35	7439-95-4	
6020 MET ICPMS	Analytical Method: EPA 6020B Preparation Method: EPA 3005A								
	Pace Analytical Services - Peachtree Corners, GA								
Antimony	ND	mg/L	0.0030	0.00054	1	05/18/24 14:00	05/22/24 15:49	7440-36-0	
Arsenic	**0.19**	mg/L	0.0050	0.00084	1	05/18/24 14:00	05/22/24 15:49	7440-38-2	
Barium	**0.043**	mg/L	0.0050	0.00047	1	05/18/24 14:00	05/22/24 15:49	7440-39-3	
Beryllium	ND	mg/L	0.00050	0.000094	1	05/18/24 14:00	05/22/24 15:49	7440-41-7	
Boron	**0.59**	mg/L	0.040	0.012	1	05/18/24 14:00	05/22/24 15:49	7440-42-8	
Cadmium	ND	mg/L	0.00050	0.00010	1	05/18/24 14:00	05/22/24 15:49	7440-43-9	
Chromium	ND	mg/L	0.0050	0.0019	1	05/18/24 14:00	05/22/24 15:49	7440-47-3	
Cobalt	**0.031**	mg/L	0.0050	0.00032	1	05/18/24 14:00	05/22/24 15:49	7440-48-4	
Lead	ND	mg/L	0.0010	0.00016	1	05/18/24 14:00	05/22/24 15:49	7439-92-1	
Lithium	**0.043**	mg/L	0.030	0.0016	1	05/18/24 14:00	05/22/24 15:49	7439-93-2	
Molybdenum	**0.015**	mg/L	0.010	0.00062	1	05/18/24 14:00	05/22/24 15:49	7439-98-7	
Selenium	ND	mg/L	0.0050	0.00096	1	05/18/24 14:00	05/22/24 15:49	7782-49-2	
Thallium	ND	mg/L	0.0010	0.00038	1	05/18/24 14:00	05/22/24 15:49	7440-28-0	
7470 Mercury	Analytical Method: EPA 7470A Preparation Method: EPA 7470A								
	Pace Analytical Services - Peachtree Corners, GA								
Mercury	ND	mg/L	0.00020	0.00013	1	05/24/24 08:30	05/24/24 13:07	7439-97-6	
2540C Total Dissolved Solids	Analytical Method: SM 2540C-2015								
	Pace Analytical Services - Peachtree Corners, GA								
Total Dissolved Solids	**483**	mg/L	25.0	25.0	1		05/20/24 12:19		
2320B Alkalinity	Analytical Method: SM 2320B-2011								
	Pace Analytical Services - Asheville								
Alkalinity,Bicarbonate (CaCO3)	**133**	mg/L	5.0	5.0	1		05/21/24 19:16		
Alkalinity,Carbonate (CaCO3)	ND	mg/L	5.0	5.0	1		05/21/24 19:16		
Alkalinity, Total as CaCO3	**133**	mg/L	5.0	5.0	1		05/21/24 19:16		
4500S2D Sulfide Water	Analytical Method: SM 4500-S2D-2011								
	Pace Analytical Services - Asheville								
Sulfide	ND	mg/L	0.10	0.022	1		05/22/24 05:13	18496-25-8	
300.0 IC Anions 28 Days	Analytical Method: EPA 300.0 Rev 2.1 1993								
	Pace Analytical Services - Asheville								
Chloride	**9.9**	mg/L	1.0	0.60	1		05/21/24 01:48	16887-00-6	

REPORT OF LABORATORY ANALYSIS

This report shall not be reproduced, except in full,
without the written consent of Pace Analytical Services, LLC.

Pace Analytical Services, LLC
9800 Kincey Ave. Suite 100
Huntersville, NC 28078
(704)875-9092

ANALYTICAL RESULTS

Project: Hammond AP-1
Pace Project No.: 92731696

Sample: HAM-INW-04 **Lab ID: 92731696008** Collected: 05/15/24 14:20 Received: 05/17/24 12:55 Matrix: Water

Parameters	Results	Units	Report Limit	MDL	DF	Prepared	Analyzed	CAS No.	Qual
300.0 IC Anions 28 Days	Analytical Method: EPA 300.0 Rev 2.1 1993 Pace Analytical Services - Asheville								
Fluoride	**0.28**	mg/L	0.10	0.050	1		05/21/24 01:48	16984-48-8	
Sulfate	**187**	mg/L	4.0	2.0	4		05/21/24 08:42	14808-79-8	

This report shall not be reproduced, except in full,
without the written consent of Pace Analytical Services, LLC.

Pace Analytical Services, LLC
9800 Kincey Ave. Suite 100
Huntersville, NC 28078
(704)875-9092

ANALYTICAL RESULTS

Project: Hammond AP-1
Pace Project No.: 92731696

Sample: HAM-INW-05 **Lab ID: 92731696009** Collected: 05/15/24 11:18 Received: 05/17/24 12:55 Matrix: Water

Parameters	Results	Units	Report Limit	MDL	DF	Prepared	Analyzed	CAS No.	Qual
6010D ATL ICP	Analytical Method: EPA 6010D Preparation Method: EPA 3010A								
	Pace Analytical Services - Peachtree Corners, GA								
Iron	**16.9**	mg/L	0.040	0.025	1	05/18/24 14:09	05/23/24 01:38	7439-89-6	
Manganese	**3.3**	mg/L	0.040	0.011	1	05/18/24 14:09	05/23/24 01:38	7439-96-5	
Potassium	**4.7**	mg/L	0.50	0.15	1	05/18/24 14:09	05/23/24 01:38	7440-09-7	
Sodium	**6.7**	mg/L	1.0	0.58	1	05/18/24 14:09	05/23/24 01:38	7440-23-5	
Calcium	**101**	mg/L	1.0	0.12	1	05/18/24 14:09	05/23/24 01:38	7440-70-2	
Magnesium	**11.8**	mg/L	0.050	0.012	1	05/18/24 14:09	05/23/24 01:38	7439-95-4	
6020 MET ICPMS	Analytical Method: EPA 6020B Preparation Method: EPA 3005A								
	Pace Analytical Services - Peachtree Corners, GA								
Antimony	ND	mg/L	0.0030	0.00054	1	05/18/24 14:00	05/22/24 15:53	7440-36-0	
Arsenic	**0.23**	mg/L	0.0050	0.00084	1	05/18/24 14:00	05/22/24 15:53	7440-38-2	
Barium	**0.033**	mg/L	0.0050	0.00047	1	05/18/24 14:00	05/22/24 15:53	7440-39-3	
Beryllium	**0.00012J**	mg/L	0.00050	0.000094	1	05/18/24 14:00	05/22/24 15:53	7440-41-7	
Boron	**0.51**	mg/L	0.040	0.012	1	05/18/24 14:00	05/22/24 15:53	7440-42-8	
Cadmium	ND	mg/L	0.00050	0.00010	1	05/18/24 14:00	05/22/24 15:53	7440-43-9	
Chromium	ND	mg/L	0.0050	0.0019	1	05/18/24 14:00	05/22/24 15:53	7440-47-3	
Cobalt	**0.026**	mg/L	0.0050	0.00032	1	05/18/24 14:00	05/22/24 15:53	7440-48-4	
Lead	ND	mg/L	0.0010	0.00016	1	05/18/24 14:00	05/22/24 15:53	7439-92-1	
Lithium	**0.057**	mg/L	0.030	0.0016	1	05/18/24 14:00	05/22/24 15:53	7439-93-2	
Molybdenum	**0.0096J**	mg/L	0.010	0.00062	1	05/18/24 14:00	05/22/24 15:53	7439-98-7	
Selenium	ND	mg/L	0.0050	0.00096	1	05/18/24 14:00	05/22/24 15:53	7782-49-2	
Thallium	ND	mg/L	0.0010	0.00038	1	05/18/24 14:00	05/22/24 15:53	7440-28-0	
7470 Mercury	Analytical Method: EPA 7470A Preparation Method: EPA 7470A								
	Pace Analytical Services - Peachtree Corners, GA								
Mercury	ND	mg/L	0.00020	0.00013	1	05/24/24 08:30	05/24/24 13:09	7439-97-6	
2540C Total Dissolved Solids	Analytical Method: SM 2540C-2015								
	Pace Analytical Services - Peachtree Corners, GA								
Total Dissolved Solids	**456**	mg/L	25.0	25.0	1		05/20/24 12:20		
2320B Alkalinity	Analytical Method: SM 2320B-2011								
	Pace Analytical Services - Asheville								
Alkalinity,Bicarbonate (CaCO3)	**123**	mg/L	5.0	5.0	1		05/21/24 19:25		
Alkalinity,Carbonate (CaCO3)	ND	mg/L	5.0	5.0	1		05/21/24 19:25		
Alkalinity, Total as CaCO3	**123**	mg/L	5.0	5.0	1		05/21/24 19:25		
4500S2D Sulfide Water	Analytical Method: SM 4500-S2D-2011								
	Pace Analytical Services - Asheville								
Sulfide	ND	mg/L	0.10	0.022	1		05/22/24 05:13	18496-25-8	
300.0 IC Anions 28 Days	Analytical Method: EPA 300.0 Rev 2.1 1993								
	Pace Analytical Services - Asheville								
Chloride	**6.9**	mg/L	1.0	0.60	1		05/21/24 02:02	16887-00-6	

This report shall not be reproduced, except in full,
without the written consent of Pace Analytical Services, LLC.

Pace Analytical Services, LLC
9800 Kincey Ave. Suite 100
Huntersville, NC 28078
(704)875-9092

ANALYTICAL RESULTS

Project: Hammond AP-1
Pace Project No.: 92731696

Sample: HAM-INW-05 **Lab ID: 92731696009** Collected: 05/15/24 11:18 Received: 05/17/24 12:55 Matrix: Water

Parameters	Results	Units	Report Limit	MDL	DF	Prepared	Analyzed	CAS No.	Qual
300.0 IC Anions 28 Days	Analytical Method: EPA 300.0 Rev 2.1 1993 Pace Analytical Services - Asheville								
Fluoride	**0.37**	mg/L	0.10	0.050	1		05/21/24 02:02	16984-48-8	
Sulfate	**181**	mg/L	4.0	2.0	4		05/21/24 08:56	14808-79-8	

This report shall not be reproduced, except in full,
without the written consent of Pace Analytical Services, LLC.

Pace Analytical Services, LLC
9800 Kincey Ave. Suite 100
Huntersville, NC 28078
(704)875-9092

ANALYTICAL RESULTS

Project: Hammond AP-1
Pace Project No.: 92731696

Sample: HAM-PT-07 **Lab ID: 92731696010** Collected: 05/16/24 12:16 Received: 05/17/24 12:55 Matrix: Water

Parameters	Results	Units	Report Limit	MDL	DF	Prepared	Analyzed	CAS No.	Qual
6010D ATL ICP	Analytical Method: EPA 6010D Preparation Method: EPA 3010A Pace Analytical Services - Peachtree Corners, GA								
Iron	**15.7**	mg/L	0.040	0.025	1	05/18/24 14:09	05/23/24 01:41	7439-89-6	
Manganese	**3.4**	mg/L	0.040	0.011	1	05/18/24 14:09	05/23/24 01:41	7439-96-5	
Potassium	**4.9**	mg/L	0.50	0.15	1	05/18/24 14:09	05/23/24 01:41	7440-09-7	
Sodium	**7.0**	mg/L	1.0	0.58	1	05/18/24 14:09	05/23/24 01:41	7440-23-5	
Calcium	**96.0**	mg/L	1.0	0.12	1	05/18/24 14:09	05/23/24 01:41	7440-70-2	
Magnesium	**12.1**	mg/L	0.050	0.012	1	05/18/24 14:09	05/23/24 01:41	7439-95-4	
6020 MET ICPMS	Analytical Method: EPA 6020B Preparation Method: EPA 3005A Pace Analytical Services - Peachtree Corners, GA								
Antimony	ND	mg/L	0.0030	0.00054	1	05/18/24 14:00	05/22/24 15:56	7440-36-0	
Arsenic	**0.27**	mg/L	0.0050	0.00084	1	05/18/24 14:00	05/22/24 15:56	7440-38-2	
Barium	**0.034**	mg/L	0.0050	0.00047	1	05/18/24 14:00	05/22/24 15:56	7440-39-3	
Beryllium	ND	mg/L	0.00050	0.000094	1	05/18/24 14:00	05/22/24 15:56	7440-41-7	
Boron	**0.50**	mg/L	0.040	0.012	1	05/18/24 14:00	05/22/24 15:56	7440-42-8	
Cadmium	ND	mg/L	0.00050	0.00010	1	05/18/24 14:00	05/22/24 15:56	7440-43-9	
Chromium	ND	mg/L	0.0050	0.0019	1	05/18/24 14:00	05/22/24 15:56	7440-47-3	
Cobalt	**0.052**	mg/L	0.0050	0.00032	1	05/18/24 14:00	05/22/24 15:56	7440-48-4	
Lead	ND	mg/L	0.0010	0.00016	1	05/18/24 14:00	05/22/24 15:56	7439-92-1	
Lithium	**0.056**	mg/L	0.030	0.0016	1	05/18/24 14:00	05/22/24 15:56	7439-93-2	
Molybdenum	**0.0093J**	mg/L	0.010	0.00062	1	05/18/24 14:00	05/22/24 15:56	7439-98-7	
Selenium	ND	mg/L	0.0050	0.00096	1	05/18/24 14:00	05/22/24 15:56	7782-49-2	
Thallium	ND	mg/L	0.0010	0.00038	1	05/18/24 14:00	05/22/24 15:56	7440-28-0	
7470 Mercury	Analytical Method: EPA 7470A Preparation Method: EPA 7470A Pace Analytical Services - Peachtree Corners, GA								
Mercury	ND	mg/L	0.00020	0.00013	1	05/24/24 08:30	05/24/24 13:12	7439-97-6	
2540C Total Dissolved Solids	Analytical Method: SM 2540C-2015 Pace Analytical Services - Peachtree Corners, GA								
Total Dissolved Solids	**450**	mg/L	25.0	25.0	1		05/20/24 12:22		
2320B Alkalinity	Analytical Method: SM 2320B-2011 Pace Analytical Services - Asheville								
Alkalinity,Bicarbonate (CaCO3)	**116**	mg/L	5.0	5.0	1		05/28/24 17:56		
Alkalinity,Carbonate (CaCO3)	ND	mg/L	5.0	5.0	1		05/28/24 17:56		
Alkalinity, Total as CaCO3	**116**	mg/L	5.0	5.0	1		05/28/24 17:56		
4500S2D Sulfide Water	Analytical Method: SM 4500-S2D-2011 Pace Analytical Services - Asheville								
Sulfide	ND	mg/L	0.10	0.022	1		05/22/24 05:16	18496-25-8	
300.0 IC Anions 28 Days	Analytical Method: EPA 300.0 Rev 2.1 1993 Pace Analytical Services - Asheville								
Chloride	**10**	mg/L	1.0	0.60	1		05/21/24 02:16	16887-00-6	

This report shall not be reproduced, except in full,
without the written consent of Pace Analytical Services, LLC.

Pace Analytical Services, LLC
9800 Kincey Ave. Suite 100
Huntersville, NC 28078
(704)875-9092

ANALYTICAL RESULTS

Project: Hammond AP-1
Pace Project No.: 92731696

Sample: HAM-PT-07 **Lab ID: 92731696010** Collected: 05/16/24 12:16 Received: 05/17/24 12:55 Matrix: Water

Parameters	Results	Units	Report Limit	MDL	DF	Prepared	Analyzed	CAS No.	Qual
300.0 IC Anions 28 Days	Analytical Method: EPA 300.0 Rev 2.1 1993 Pace Analytical Services - Asheville								
Fluoride	**0.31**	mg/L	0.10	0.050	1		05/21/24 02:16	16984-48-8	
Sulfate	**171**	mg/L	4.0	2.0	4		05/21/24 09:10	14808-79-8	

This report shall not be reproduced, except in full,
without the written consent of Pace Analytical Services, LLC.

Pace Analytical Services, LLC
9800 Kincey Ave. Suite 100
Huntersville, NC 28078
(704)875-9092

ANALYTICAL RESULTS

Project: Hammond AP-1
Pace Project No.: 92731696

Sample: HAM-PT-08 **Lab ID: 92731696011** Collected: 05/16/24 10:37 Received: 05/17/24 12:55 Matrix: Water

Parameters	Results	Units	Report Limit	MDL	DF	Prepared	Analyzed	CAS No.	Qual
6010D ATL ICP	Analytical Method: EPA 6010D Preparation Method: EPA 3010A Pace Analytical Services - Peachtree Corners, GA								
Iron	**8.0**	mg/L	0.040	0.025	1	05/18/24 14:09	05/23/24 01:45	7439-89-6	
Manganese	**3.3**	mg/L	0.040	0.011	1	05/18/24 14:09	05/23/24 01:45	7439-96-5	
Potassium	**4.8**	mg/L	0.50	0.15	1	05/18/24 14:09	05/23/24 01:45	7440-09-7	
Sodium	**7.2**	mg/L	1.0	0.58	1	05/18/24 14:09	05/23/24 01:45	7440-23-5	
Calcium	**89.4**	mg/L	1.0	0.12	1	05/18/24 14:09	05/23/24 01:45	7440-70-2	
Magnesium	**11.5**	mg/L	0.050	0.012	1	05/18/24 14:09	05/23/24 01:45	7439-95-4	
6020 MET ICPMS	Analytical Method: EPA 6020B Preparation Method: EPA 3005A Pace Analytical Services - Peachtree Corners, GA								
Antimony	ND	mg/L	0.0030	0.00054	1	05/18/24 14:00	05/22/24 16:00	7440-36-0	
Arsenic	**0.23**	mg/L	0.0050	0.00084	1	05/18/24 14:00	05/22/24 16:00	7440-38-2	
Barium	**0.041**	mg/L	0.0050	0.00047	1	05/18/24 14:00	05/22/24 16:00	7440-39-3	
Beryllium	ND	mg/L	0.00050	0.000094	1	05/18/24 14:00	05/22/24 16:00	7440-41-7	
Boron	**0.73**	mg/L	0.040	0.012	1	05/18/24 14:00	05/22/24 16:00	7440-42-8	
Cadmium	ND	mg/L	0.00050	0.00010	1	05/18/24 14:00	05/22/24 16:00	7440-43-9	
Chromium	ND	mg/L	0.0050	0.0019	1	05/18/24 14:00	05/22/24 16:00	7440-47-3	
Cobalt	**0.046**	mg/L	0.0050	0.00032	1	05/18/24 14:00	05/22/24 16:00	7440-48-4	
Lead	**0.0079**	mg/L	0.0010	0.00016	1	05/18/24 14:00	05/22/24 16:00	7439-92-1	
Lithium	**0.010J**	mg/L	0.030	0.0016	1	05/18/24 14:00	05/22/24 16:00	7439-93-2	
Molybdenum	**0.017**	mg/L	0.010	0.00062	1	05/18/24 14:00	05/22/24 16:00	7439-98-7	
Selenium	ND	mg/L	0.0050	0.00096	1	05/18/24 14:00	05/22/24 16:00	7782-49-2	
Thallium	ND	mg/L	0.0010	0.00038	1	05/18/24 14:00	05/22/24 16:00	7440-28-0	
7470 Mercury	Analytical Method: EPA 7470A Preparation Method: EPA 7470A Pace Analytical Services - Peachtree Corners, GA								
Mercury	ND	mg/L	0.00020	0.00013	1	05/24/24 08:30	05/24/24 13:14	7439-97-6	
2540C Total Dissolved Solids	Analytical Method: SM 2540C-2015 Pace Analytical Services - Peachtree Corners, GA								
Total Dissolved Solids	**410**	mg/L	25.0	25.0	1		05/20/24 12:22		
2320B Alkalinity	Analytical Method: SM 2320B-2011 Pace Analytical Services - Asheville								
Alkalinity,Bicarbonate (CaCO3)	**104**	mg/L	5.0	5.0	1		05/28/24 18:06		
Alkalinity,Carbonate (CaCO3)	ND	mg/L	5.0	5.0	1		05/28/24 18:06		
Alkalinity, Total as CaCO3	**104**	mg/L	5.0	5.0	1		05/28/24 18:06		
4500S2D Sulfide Water	Analytical Method: SM 4500-S2D-2011 Pace Analytical Services - Asheville								
Sulfide	ND	mg/L	0.10	0.022	1		05/22/24 05:17	18496-25-8	
300.0 IC Anions 28 Days	Analytical Method: EPA 300.0 Rev 2.1 1993 Pace Analytical Services - Asheville								
Chloride	**16.7**	mg/L	1.0	0.60	1		05/21/24 20:59	16887-00-6	

This report shall not be reproduced, except in full,
without the written consent of Pace Analytical Services, LLC.

Pace Analytical Services, LLC
9800 Kincey Ave. Suite 100
Huntersville, NC 28078
(704)875-9092

ANALYTICAL RESULTS

Project: Hammond AP-1
Pace Project No.: 92731696

Sample: HAM-PT-08 **Lab ID: 92731696011** Collected: 05/16/24 10:37 Received: 05/17/24 12:55 Matrix: Water

Parameters	Results	Units	Report Limit	MDL	DF	Prepared	Analyzed	CAS No.	Qual
300.0 IC Anions 28 Days	Analytical Method: EPA 300.0 Rev 2.1 1993 Pace Analytical Services - Asheville								
Fluoride	**0.19**	mg/L	0.10	0.050	1		05/21/24 20:59	16984-48-8	
Sulfate	**159**	mg/L	4.0	2.0	4		05/22/24 07:35	14808-79-8	

This report shall not be reproduced, except in full,
without the written consent of Pace Analytical Services, LLC.

Pace Analytical Services, LLC
9800 Kincey Ave. Suite 100
Huntersville, NC 28078
(704)875-9092

ANALYTICAL RESULTS

Project: Hammond AP-1
Pace Project No.: 92731696

Sample: HAM-PT-09 **Lab ID: 92731696012** Collected: 05/14/24 10:40 Received: 05/17/24 12:55 Matrix: Water

Parameters	Results	Units	Report Limit	MDL	DF	Prepared	Analyzed	CAS No.	Qual
6010D ATL ICP	Analytical Method: EPA 6010D Preparation Method: EPA 3010A								
	Pace Analytical Services - Peachtree Corners, GA								
Iron	**0.42**	mg/L	0.040	0.025	1	05/18/24 14:09	05/23/24 01:48	7439-89-6	
Manganese	**0.19**	mg/L	0.040	0.011	1	05/18/24 14:09	05/23/24 01:48	7439-96-5	
Potassium	**6.1**	mg/L	0.50	0.15	1	05/18/24 14:09	05/23/24 01:48	7440-09-7	
Sodium	**9.3**	mg/L	1.0	0.58	1	05/18/24 14:09	05/23/24 01:48	7440-23-5	
Calcium	**82.8**	mg/L	1.0	0.12	1	05/18/24 14:09	05/23/24 01:48	7440-70-2	
Magnesium	**23.7**	mg/L	0.050	0.012	1	05/18/24 14:09	05/23/24 01:48	7439-95-4	
6020 MET ICPMS	Analytical Method: EPA 6020B Preparation Method: EPA 3005A								
	Pace Analytical Services - Peachtree Corners, GA								
Antimony	ND	mg/L	0.0030	0.00054	1	05/18/24 14:00	05/22/24 16:04	7440-36-0	
Arsenic	ND	mg/L	0.0050	0.00084	1	05/18/24 14:00	05/22/24 16:04	7440-38-2	
Barium	**0.058**	mg/L	0.0050	0.00047	1	05/18/24 14:00	05/22/24 16:04	7440-39-3	
Beryllium	ND	mg/L	0.00050	0.000094	1	05/18/24 14:00	05/22/24 16:04	7440-41-7	
Boron	**1.4**	mg/L	0.040	0.012	1	05/18/24 14:00	05/22/24 16:04	7440-42-8	
Cadmium	**0.00015J**	mg/L	0.00050	0.00010	1	05/18/24 14:00	05/22/24 16:04	7440-43-9	
Chromium	ND	mg/L	0.0050	0.0019	1	05/18/24 14:00	05/22/24 16:04	7440-47-3	
Cobalt	**0.0012J**	mg/L	0.0050	0.00032	1	05/18/24 14:00	05/22/24 16:04	7440-48-4	
Lead	**0.00017J**	mg/L	0.0010	0.00016	1	05/18/24 14:00	05/22/24 16:04	7439-92-1	
Lithium	ND	mg/L	0.030	0.0016	1	05/18/24 14:00	05/22/24 16:04	7439-93-2	
Molybdenum	**0.27**	mg/L	0.010	0.00062	1	05/18/24 14:00	05/22/24 16:04	7439-98-7	
Selenium	ND	mg/L	0.0050	0.00096	1	05/18/24 14:00	05/22/24 16:04	7782-49-2	
Thallium	ND	mg/L	0.0010	0.00038	1	05/18/24 14:00	05/22/24 16:04	7440-28-0	
7470 Mercury	Analytical Method: EPA 7470A Preparation Method: EPA 7470A								
	Pace Analytical Services - Peachtree Corners, GA								
Mercury	ND	mg/L	0.00020	0.00013	1	05/24/24 08:30	05/24/24 13:17	7439-97-6	
2540C Total Dissolved Solids	Analytical Method: SM 2540C-2015								
	Pace Analytical Services - Peachtree Corners, GA								
Total Dissolved Solids	**436**	mg/L	25.0	25.0	1		05/20/24 12:17		
2320B Alkalinity	Analytical Method: SM 2320B-2011								
	Pace Analytical Services - Asheville								
Alkalinity,Bicarbonate (CaCO3)	**139**	mg/L	5.0	5.0	1		05/21/24 17:10		
Alkalinity,Carbonate (CaCO3)	ND	mg/L	5.0	5.0	1		05/21/24 17:10		
Alkalinity, Total as CaCO3	**139**	mg/L	5.0	5.0	1		05/21/24 17:10		M1
4500S2D Sulfide Water	Analytical Method: SM 4500-S2D-2011								
	Pace Analytical Services - Asheville								
Sulfide	ND	mg/L	0.10	0.022	1		05/20/24 23:46	18496-25-8	
300.0 IC Anions 28 Days	Analytical Method: EPA 300.0 Rev 2.1 1993								
	Pace Analytical Services - Asheville								
Chloride	**44.4**	mg/L	1.0	0.60	1		05/21/24 02:29	16887-00-6	

This report shall not be reproduced, except in full,
without the written consent of Pace Analytical Services, LLC.

Pace Analytical Services, LLC
9800 Kincey Ave. Suite 100
Huntersville, NC 28078
(704)875-9092

ANALYTICAL RESULTS

Project: Hammond AP-1
Pace Project No.: 92731696

Sample: HAM-PT-09 **Lab ID: 92731696012** Collected: 05/14/24 10:40 Received: 05/17/24 12:55 Matrix: Water

Parameters	Results	Units	Report Limit	MDL	DF	Prepared	Analyzed	CAS No.	Qual
300.0 IC Anions 28 Days	Analytical Method: EPA 300.0 Rev 2.1 1993 Pace Analytical Services - Asheville								
Fluoride	**0.37**	mg/L	0.10	0.050	1		05/21/24 02:29	16984-48-8	
Sulfate	**130**	mg/L	3.0	1.5	3		05/21/24 10:07	14808-79-8	M1

This report shall not be reproduced, except in full,
without the written consent of Pace Analytical Services, LLC.

Pace Analytical Services, LLC
9800 Kincey Ave. Suite 100
Huntersville, NC 28078
(704)875-9092

ANALYTICAL RESULTS

Project: Hammond AP-1
Pace Project No.: 92731696

Sample: HAM-PT-10 **Lab ID: 92731696013** Collected: 05/15/24 11:52 Received: 05/17/24 12:55 Matrix: Water

Parameters	Results	Units	Report Limit	MDL	DF	Prepared	Analyzed	CAS No.	Qual
6010D ATL ICP	Analytical Method: EPA 6010D Preparation Method: EPA 3010A Pace Analytical Services - Peachtree Corners, GA								
Iron	**0.24**	mg/L	0.040	0.025	1	05/18/24 14:09	05/23/24 01:51	7439-89-6	
Manganese	**0.74**	mg/L	0.040	0.011	1	05/18/24 14:09	05/23/24 01:51	7439-96-5	
Potassium	**6.7**	mg/L	0.50	0.15	1	05/18/24 14:09	05/23/24 01:51	7440-09-7	
Sodium	**9.2**	mg/L	1.0	0.58	1	05/18/24 14:09	05/23/24 01:51	7440-23-5	
Calcium	**108**	mg/L	1.0	0.12	1	05/18/24 14:09	05/23/24 01:51	7440-70-2	
Magnesium	**14.3**	mg/L	0.050	0.012	1	05/18/24 14:09	05/23/24 01:51	7439-95-4	
6020 MET ICPMS	Analytical Method: EPA 6020B Preparation Method: EPA 3005A Pace Analytical Services - Peachtree Corners, GA								
Antimony	ND	mg/L	0.0030	0.00054	1	05/18/24 14:00	05/22/24 16:07	7440-36-0	
Arsenic	ND	mg/L	0.0050	0.00084	1	05/18/24 14:00	05/22/24 16:07	7440-38-2	
Barium	**0.054**	mg/L	0.0050	0.00047	1	05/18/24 14:00	05/22/24 16:07	7440-39-3	
Beryllium	ND	mg/L	0.00050	0.000094	1	05/18/24 14:00	05/22/24 16:07	7440-41-7	
Boron	**1.5**	mg/L	0.040	0.012	1	05/18/24 14:00	05/22/24 16:07	7440-42-8	
Cadmium	ND	mg/L	0.00050	0.00010	1	05/18/24 14:00	05/22/24 16:07	7440-43-9	
Chromium	ND	mg/L	0.0050	0.0019	1	05/18/24 14:00	05/22/24 16:07	7440-47-3	
Cobalt	**0.0016J**	mg/L	0.0050	0.00032	1	05/18/24 14:00	05/22/24 16:07	7440-48-4	
Lead	ND	mg/L	0.0010	0.00016	1	05/18/24 14:00	05/22/24 16:07	7439-92-1	
Lithium	ND	mg/L	0.030	0.0016	1	05/18/24 14:00	05/22/24 16:07	7439-93-2	
Molybdenum	**0.092**	mg/L	0.010	0.00062	1	05/18/24 14:00	05/22/24 16:07	7439-98-7	
Selenium	ND	mg/L	0.0050	0.00096	1	05/18/24 14:00	05/22/24 16:07	7782-49-2	
Thallium	ND	mg/L	0.0010	0.00038	1	05/18/24 14:00	05/22/24 16:07	7440-28-0	
7470 Mercury	Analytical Method: EPA 7470A Preparation Method: EPA 7470A Pace Analytical Services - Peachtree Corners, GA								
Mercury	ND	mg/L	0.00020	0.00013	1	05/24/24 08:30	05/24/24 13:25	7439-97-6	
2540C Total Dissolved Solids	Analytical Method: SM 2540C-2015 Pace Analytical Services - Peachtree Corners, GA								
Total Dissolved Solids	**503**	mg/L	25.0	25.0	1		05/20/24 12:20		
2320B Alkalinity	Analytical Method: SM 2320B-2011 Pace Analytical Services - Asheville								
Alkalinity,Bicarbonate (CaCO3)	**132**	mg/L	5.0	5.0	1		05/21/24 19:35		
Alkalinity,Carbonate (CaCO3)	ND	mg/L	5.0	5.0	1		05/21/24 19:35		
Alkalinity, Total as CaCO3	**132**	mg/L	5.0	5.0	1		05/21/24 19:35		
4500S2D Sulfide Water	Analytical Method: SM 4500-S2D-2011 Pace Analytical Services - Asheville								
Sulfide	ND	mg/L	0.10	0.022	1		05/22/24 05:13	18496-25-8	
300.0 IC Anions 28 Days	Analytical Method: EPA 300.0 Rev 2.1 1993 Pace Analytical Services - Asheville								
Chloride	**50.1**	mg/L	1.0	0.60	1		05/21/24 03:11	16887-00-6	

This report shall not be reproduced, except in full,
without the written consent of Pace Analytical Services, LLC.

Pace Analytical Services, LLC
9800 Kincey Ave. Suite 100
Huntersville, NC 28078
(704)875-9092

ANALYTICAL RESULTS

Project: Hammond AP-1
Pace Project No.: 92731696

Sample: HAM-PT-10 **Lab ID: 92731696013** Collected: 05/15/24 11:52 Received: 05/17/24 12:55 Matrix: Water

Parameters	Results	Units	Report Limit	MDL	DF	Prepared	Analyzed	CAS No.	Qual
300.0 IC Anions 28 Days	Analytical Method: EPA 300.0 Rev 2.1 1993 Pace Analytical Services - Asheville								
Fluoride	**0.22**	mg/L	0.10	0.050	1		05/21/24 03:11	16984-48-8	
Sulfate	**146**	mg/L	3.0	1.5	3		05/21/24 10:48	14808-79-8	

This report shall not be reproduced, except in full,
without the written consent of Pace Analytical Services, LLC.

Pace Analytical Services, LLC
9800 Kincey Ave. Suite 100
Huntersville, NC 28078
(704)875-9092

ANALYTICAL RESULTS

Project: Hammond AP-1
Pace Project No.: 92731696

Sample: HAM-PT-11 **Lab ID: 92731696014** Collected: 05/14/24 15:20 Received: 05/17/24 12:55 Matrix: Water

Parameters	Results	Units	Report Limit	MDL	DF	Prepared	Analyzed	CAS No.	Qual
6010D ATL ICP	Analytical Method: EPA 6010D Preparation Method: EPA 3010A								
	Pace Analytical Services - Peachtree Corners, GA								
Iron	ND	mg/L	0.040	0.025	1	05/18/24 14:09	05/23/24 01:55	7439-89-6	
Manganese	**0.28**	mg/L	0.040	0.011	1	05/18/24 14:09	05/23/24 01:55	7439-96-5	
Potassium	**6.0**	mg/L	0.50	0.15	1	05/18/24 14:09	05/23/24 01:55	7440-09-7	
Sodium	**8.8**	mg/L	1.0	0.58	1	05/18/24 14:09	05/23/24 01:55	7440-23-5	
Calcium	**90.9**	mg/L	1.0	0.12	1	05/18/24 14:09	05/23/24 01:55	7440-70-2	
Magnesium	**16.2**	mg/L	0.050	0.012	1	05/18/24 14:09	05/23/24 01:55	7439-95-4	
6020 MET ICPMS	Analytical Method: EPA 6020B Preparation Method: EPA 3005A								
	Pace Analytical Services - Peachtree Corners, GA								
Antimony	ND	mg/L	0.0030	0.00054	1	05/18/24 14:00	05/22/24 16:11	7440-36-0	
Arsenic	ND	mg/L	0.0050	0.00084	1	05/18/24 14:00	05/22/24 16:11	7440-38-2	
Barium	**0.057**	mg/L	0.0050	0.00047	1	05/18/24 14:00	05/22/24 16:11	7440-39-3	
Beryllium	ND	mg/L	0.00050	0.000094	1	05/18/24 14:00	05/22/24 16:11	7440-41-7	
Boron	**1.6**	mg/L	0.040	0.012	1	05/18/24 14:00	05/22/24 16:11	7440-42-8	
Cadmium	**0.00013J**	mg/L	0.00050	0.00010	1	05/18/24 14:00	05/22/24 16:11	7440-43-9	
Chromium	ND	mg/L	0.0050	0.0019	1	05/18/24 14:00	05/22/24 16:11	7440-47-3	
Cobalt	**0.0016J**	mg/L	0.0050	0.00032	1	05/18/24 14:00	05/22/24 16:11	7440-48-4	
Lead	ND	mg/L	0.0010	0.00016	1	05/18/24 14:00	05/22/24 16:11	7439-92-1	
Lithium	ND	mg/L	0.030	0.0016	1	05/18/24 14:00	05/22/24 16:11	7439-93-2	
Molybdenum	**0.24**	mg/L	0.010	0.00062	1	05/18/24 14:00	05/22/24 16:11	7439-98-7	
Selenium	ND	mg/L	0.0050	0.00096	1	05/18/24 14:00	05/22/24 16:11	7782-49-2	
Thallium	ND	mg/L	0.0010	0.00038	1	05/18/24 14:00	05/22/24 16:11	7440-28-0	
7470 Mercury	Analytical Method: EPA 7470A Preparation Method: EPA 7470A								
	Pace Analytical Services - Peachtree Corners, GA								
Mercury	ND	mg/L	0.00020	0.00013	1	05/24/24 08:30	05/24/24 13:28	7439-97-6	
2540C Total Dissolved Solids	Analytical Method: SM 2540C-2015								
	Pace Analytical Services - Peachtree Corners, GA								
Total Dissolved Solids	**441**	mg/L	25.0	25.0	1		05/20/24 12:17		
2320B Alkalinity	Analytical Method: SM 2320B-2011								
	Pace Analytical Services - Asheville								
Alkalinity,Bicarbonate (CaCO3)	**125**	mg/L	5.0	5.0	1		05/21/24 17:33		
Alkalinity,Carbonate (CaCO3)	ND	mg/L	5.0	5.0	1		05/21/24 17:33		
Alkalinity, Total as CaCO3	**125**	mg/L	5.0	5.0	1		05/21/24 17:33		
4500S2D Sulfide Water	Analytical Method: SM 4500-S2D-2011								
	Pace Analytical Services - Asheville								
Sulfide	ND	mg/L	0.10	0.022	1		05/20/24 23:46	18496-25-8	
300.0 IC Anions 28 Days	Analytical Method: EPA 300.0 Rev 2.1 1993								
	Pace Analytical Services - Asheville								
Chloride	**41.4**	mg/L	1.0	0.60	1		05/21/24 03:25	16887-00-6	

This report shall not be reproduced, except in full,
without the written consent of Pace Analytical Services, LLC.

Pace Analytical Services, LLC
9800 Kincey Ave. Suite 100
Huntersville, NC 28078
(704)875-9092

ANALYTICAL RESULTS

Project: Hammond AP-1
Pace Project No.: 92731696

Sample: HAM-PT-11 **Lab ID: 92731696014** Collected: 05/14/24 15:20 Received: 05/17/24 12:55 Matrix: Water

Parameters	Results	Units	Report Limit	MDL	DF	Prepared	Analyzed	CAS No.	Qual
300.0 IC Anions 28 Days	Analytical Method: EPA 300.0 Rev 2.1 1993 Pace Analytical Services - Asheville								
Fluoride	**0.34**	mg/L	0.10	0.050	1		05/21/24 03:25	16984-48-8	
Sulfate	**122**	mg/L	3.0	1.5	3		05/21/24 11:03	14808-79-8	

This report shall not be reproduced, except in full,
without the written consent of Pace Analytical Services, LLC.

Pace Analytical Services, LLC
9800 Kincey Ave. Suite 100
Huntersville, NC 28078
(704)875-9092

ANALYTICAL RESULTS

Project: Hammond AP-1
Pace Project No.: 92731696

Sample: HAM-PT-12 **Lab ID: 92731696015** Collected: 05/14/24 12:05 Received: 05/17/24 12:55 Matrix: Water

Parameters	Results	Units	Report Limit	MDL	DF	Prepared	Analyzed	CAS No.	Qual
6010D ATL ICP	Analytical Method: EPA 6010D Preparation Method: EPA 3010A								
	Pace Analytical Services - Peachtree Corners, GA								
Iron	**0.33**	mg/L	0.040	0.025	1	05/18/24 14:09	05/23/24 01:59	7439-89-6	
Manganese	**1.0**	mg/L	0.040	0.011	1	05/18/24 14:09	05/23/24 01:59	7439-96-5	
Potassium	**6.8**	mg/L	0.50	0.15	1	05/18/24 14:09	05/23/24 01:59	7440-09-7	
Sodium	**11.8**	mg/L	1.0	0.58	1	05/18/24 14:09	05/23/24 01:59	7440-23-5	
Calcium	**99.7**	mg/L	1.0	0.12	1	05/18/24 14:09	05/23/24 01:59	7440-70-2	
Magnesium	**16.6**	mg/L	0.050	0.012	1	05/18/24 14:09	05/23/24 01:59	7439-95-4	
6020 MET ICPMS	Analytical Method: EPA 6020B Preparation Method: EPA 3005A								
	Pace Analytical Services - Peachtree Corners, GA								
Antimony	ND	mg/L	0.0030	0.00054	1	05/18/24 14:00	05/22/24 16:15	7440-36-0	
Arsenic	ND	mg/L	0.0050	0.00084	1	05/18/24 14:00	05/22/24 16:15	7440-38-2	
Barium	**0.069**	mg/L	0.0050	0.00047	1	05/18/24 14:00	05/22/24 16:15	7440-39-3	
Beryllium	ND	mg/L	0.00050	0.000094	1	05/18/24 14:00	05/22/24 16:15	7440-41-7	
Boron	**1.6**	mg/L	0.040	0.012	1	05/18/24 14:00	05/22/24 16:15	7440-42-8	
Cadmium	**0.00014J**	mg/L	0.00050	0.00010	1	05/18/24 14:00	05/22/24 16:15	7440-43-9	
Chromium	ND	mg/L	0.0050	0.0019	1	05/18/24 14:00	05/22/24 16:15	7440-47-3	
Cobalt	**0.0044J**	mg/L	0.0050	0.00032	1	05/18/24 14:00	05/22/24 16:15	7440-48-4	
Lead	**0.00017J**	mg/L	0.0010	0.00016	1	05/18/24 14:00	05/22/24 16:15	7439-92-1	
Lithium	ND	mg/L	0.030	0.0016	1	05/18/24 14:00	05/22/24 16:15	7439-93-2	
Molybdenum	**0.085**	mg/L	0.010	0.00062	1	05/18/24 14:00	05/22/24 16:15	7439-98-7	
Selenium	ND	mg/L	0.0050	0.00096	1	05/18/24 14:00	05/22/24 16:15	7782-49-2	
Thallium	ND	mg/L	0.0010	0.00038	1	05/18/24 14:00	05/22/24 16:15	7440-28-0	
7470 Mercury	Analytical Method: EPA 7470A Preparation Method: EPA 7470A								
	Pace Analytical Services - Peachtree Corners, GA								
Mercury	ND	mg/L	0.00020	0.00013	1	05/24/24 08:30	05/24/24 13:30	7439-97-6	
2540C Total Dissolved Solids	Analytical Method: SM 2540C-2015								
	Pace Analytical Services - Peachtree Corners, GA								
Total Dissolved Solids	**523**	mg/L	25.0	25.0	1		05/20/24 12:17		
2320B Alkalinity	Analytical Method: SM 2320B-2011								
	Pace Analytical Services - Asheville								
Alkalinity,Bicarbonate (CaCO3)	**129**	mg/L	5.0	5.0	1		05/21/24 17:51		
Alkalinity,Carbonate (CaCO3)	ND	mg/L	5.0	5.0	1		05/21/24 17:51		
Alkalinity, Total as CaCO3	**129**	mg/L	5.0	5.0	1		05/21/24 17:51		
4500S2D Sulfide Water	Analytical Method: SM 4500-S2D-2011								
	Pace Analytical Services - Asheville								
Sulfide	ND	mg/L	0.10	0.022	1		05/20/24 23:47	18496-25-8	
300.0 IC Anions 28 Days	Analytical Method: EPA 300.0 Rev 2.1 1993								
	Pace Analytical Services - Asheville								
Chloride	**50.3**	mg/L	1.0	0.60	1		05/21/24 03:38	16887-00-6	

REPORT OF LABORATORY ANALYSIS

This report shall not be reproduced, except in full,
without the written consent of Pace Analytical Services, LLC.

Pace Analytical Services, LLC
9800 Kincey Ave. Suite 100
Huntersville, NC 28078
(704)875-9092

ANALYTICAL RESULTS

Project: Hammond AP-1
Pace Project No.: 92731696

Sample: HAM-PT-12 **Lab ID: 92731696015** Collected: 05/14/24 12:05 Received: 05/17/24 12:55 Matrix: Water

Parameters	Results	Units	Report Limit	MDL	DF	Prepared	Analyzed	CAS No.	Qual
300.0 IC Anions 28 Days	Analytical Method: EPA 300.0 Rev 2.1 1993 Pace Analytical Services - Asheville								
Fluoride	**0.20**	mg/L	0.10	0.050	1		05/21/24 03:38	16984-48-8	
Sulfate	**125**	mg/L	3.0	1.5	3		05/21/24 11:17	14808-79-8	

This report shall not be reproduced, except in full,
without the written consent of Pace Analytical Services, LLC.

Pace Analytical Services, LLC
9800 Kincey Ave. Suite 100
Huntersville, NC 28078
(704)875-9092

ANALYTICAL RESULTS

Project: Hammond AP-1
Pace Project No.: 92731696

Sample: HAM-PT-13 **Lab ID: 92731696016** Collected: 05/15/24 18:45 Received: 05/17/24 12:55 Matrix: Water

Parameters	Results	Units	Report Limit	MDL	DF	Prepared	Analyzed	CAS No.	Qual
6010D ATL ICP	Analytical Method: EPA 6010D Preparation Method: EPA 3010A								
	Pace Analytical Services - Peachtree Corners, GA								
Iron	**15.0**	mg/L	0.040	0.025	1	05/18/24 14:09	05/23/24 02:02	7439-89-6	
Manganese	**3.6**	mg/L	0.040	0.011	1	05/18/24 14:09	05/23/24 02:02	7439-96-5	
Potassium	**5.0**	mg/L	0.50	0.15	1	05/18/24 14:09	05/23/24 02:02	7440-09-7	
Sodium	**7.8**	mg/L	1.0	0.58	1	05/18/24 14:09	05/23/24 02:02	7440-23-5	
Calcium	**99.2**	mg/L	1.0	0.12	1	05/18/24 14:09	05/23/24 02:02	7440-70-2	
Magnesium	**12.0**	mg/L	0.050	0.012	1	05/18/24 14:09	05/23/24 02:02	7439-95-4	
6020 MET ICPMS	Analytical Method: EPA 6020B Preparation Method: EPA 3005A								
	Pace Analytical Services - Peachtree Corners, GA								
Antimony	ND	mg/L	0.0030	0.00054	1	05/18/24 14:00	05/22/24 16:19	7440-36-0	
Arsenic	**0.29**	mg/L	0.0050	0.00084	1	05/18/24 14:00	05/22/24 16:19	7440-38-2	
Barium	**0.033**	mg/L	0.0050	0.00047	1	05/18/24 14:00	05/22/24 16:19	7440-39-3	
Beryllium	ND	mg/L	0.00050	0.000094	1	05/18/24 14:00	05/22/24 16:19	7440-41-7	
Boron	**0.52**	mg/L	0.040	0.012	1	05/18/24 14:00	05/22/24 16:19	7440-42-8	
Cadmium	ND	mg/L	0.00050	0.00010	1	05/18/24 14:00	05/22/24 16:19	7440-43-9	
Chromium	ND	mg/L	0.0050	0.0019	1	05/18/24 14:00	05/22/24 16:19	7440-47-3	
Cobalt	**0.024**	mg/L	0.0050	0.00032	1	05/18/24 14:00	05/22/24 16:19	7440-48-4	
Lead	ND	mg/L	0.0010	0.00016	1	05/18/24 14:00	05/22/24 16:19	7439-92-1	
Lithium	**0.058**	mg/L	0.030	0.0016	1	05/18/24 14:00	05/22/24 16:19	7439-93-2	
Molybdenum	**0.0087J**	mg/L	0.010	0.00062	1	05/18/24 14:00	05/22/24 16:19	7439-98-7	
Selenium	ND	mg/L	0.0050	0.00096	1	05/18/24 14:00	05/22/24 16:19	7782-49-2	
Thallium	ND	mg/L	0.0010	0.00038	1	05/18/24 14:00	05/22/24 16:19	7440-28-0	
7470 Mercury	Analytical Method: EPA 7470A Preparation Method: EPA 7470A								
	Pace Analytical Services - Peachtree Corners, GA								
Mercury	ND	mg/L	0.00020	0.00013	1	05/24/24 08:30	05/24/24 13:33	7439-97-6	
2540C Total Dissolved Solids	Analytical Method: SM 2540C-2015								
	Pace Analytical Services - Peachtree Corners, GA								
Total Dissolved Solids	**459**	mg/L	25.0	25.0	1		05/20/24 12:21		
2320B Alkalinity	Analytical Method: SM 2320B-2011								
	Pace Analytical Services - Asheville								
Alkalinity,Bicarbonate (CaCO3)	**111**	mg/L	5.0	5.0	1		05/21/24 19:44		
Alkalinity,Carbonate (CaCO3)	ND	mg/L	5.0	5.0	1		05/21/24 19:44		
Alkalinity, Total as CaCO3	**111**	mg/L	5.0	5.0	1		05/21/24 19:44		
4500S2D Sulfide Water	Analytical Method: SM 4500-S2D-2011								
	Pace Analytical Services - Asheville								
Sulfide	ND	mg/L	0.10	0.022	1		05/22/24 05:14	18496-25-8	
300.0 IC Anions 28 Days	Analytical Method: EPA 300.0 Rev 2.1 1993								
	Pace Analytical Services - Asheville								
Chloride	**9.5**	mg/L	1.0	0.60	1		05/21/24 04:20	16887-00-6	

REPORT OF LABORATORY ANALYSIS

This report shall not be reproduced, except in full,
without the written consent of Pace Analytical Services, LLC.

Pace Analytical Services, LLC
9800 Kincey Ave. Suite 100
Huntersville, NC 28078
(704)875-9092

ANALYTICAL RESULTS

Project: Hammond AP-1
Pace Project No.: 92731696

Sample: HAM-PT-13 **Lab ID: 92731696016** Collected: 05/15/24 18:45 Received: 05/17/24 12:55 Matrix: Water

Parameters	Results	Units	Report Limit	MDL	DF	Prepared	Analyzed	CAS No.	Qual
300.0 IC Anions 28 Days	Analytical Method: EPA 300.0 Rev 2.1 1993 Pace Analytical Services - Asheville								
Fluoride	**0.34**	mg/L	0.10	0.050	1		05/21/24 04:20	16984-48-8	
Sulfate	**190**	mg/L	4.0	2.0	4		05/21/24 11:31	14808-79-8	

This report shall not be reproduced, except in full,
without the written consent of Pace Analytical Services, LLC.

Pace Analytical Services, LLC
9800 Kincey Ave. Suite 100
Huntersville, NC 28078
(704)875-9092

ANALYTICAL RESULTS

Project: Hammond AP-1
Pace Project No.: 92731696

Sample: HAM-PT-14 **Lab ID: 92731696017** Collected: 05/15/24 18:27 Received: 05/17/24 12:55 Matrix: Water

Parameters	Results	Units	Report Limit	MDL	DF	Prepared	Analyzed	CAS No.	Qual
6010D ATL ICP	Analytical Method: EPA 6010D Preparation Method: EPA 3010A								
	Pace Analytical Services - Peachtree Corners, GA								
Iron	**14.9**	mg/L	0.040	0.025	1	05/18/24 14:09	05/23/24 02:05	7439-89-6	
Manganese	**3.1**	mg/L	0.040	0.011	1	05/18/24 14:09	05/23/24 02:05	7439-96-5	
Potassium	**5.0**	mg/L	0.50	0.15	1	05/18/24 14:09	05/23/24 02:05	7440-09-7	
Sodium	**6.7**	mg/L	1.0	0.58	1	05/18/24 14:09	05/23/24 02:05	7440-23-5	
Calcium	**97.4**	mg/L	1.0	0.12	1	05/18/24 14:09	05/23/24 02:05	7440-70-2	
Magnesium	**12.7**	mg/L	0.050	0.012	1	05/18/24 14:09	05/23/24 02:05	7439-95-4	
6020 MET ICPMS	Analytical Method: EPA 6020B Preparation Method: EPA 3005A								
	Pace Analytical Services - Peachtree Corners, GA								
Antimony	ND	mg/L	0.0030	0.00054	1	05/18/24 14:00	05/22/24 16:33	7440-36-0	
Arsenic	**0.21**	mg/L	0.0050	0.00084	1	05/18/24 14:00	05/22/24 16:33	7440-38-2	
Barium	**0.038**	mg/L	0.0050	0.00047	1	05/18/24 14:00	05/22/24 16:33	7440-39-3	
Beryllium	**0.00016J**	mg/L	0.00050	0.000094	1	05/18/24 14:00	05/22/24 16:33	7440-41-7	
Boron	**0.51**	mg/L	0.040	0.012	1	05/18/24 14:00	05/22/24 16:33	7440-42-8	
Cadmium	ND	mg/L	0.00050	0.00010	1	05/18/24 14:00	05/22/24 16:33	7440-43-9	
Chromium	ND	mg/L	0.0050	0.0019	1	05/18/24 14:00	05/22/24 16:33	7440-47-3	
Cobalt	**0.020**	mg/L	0.0050	0.00032	1	05/18/24 14:00	05/22/24 16:33	7440-48-4	
Lead	**0.00046J**	mg/L	0.0010	0.00016	1	05/18/24 14:00	05/22/24 16:33	7439-92-1	
Lithium	**0.051**	mg/L	0.030	0.0016	1	05/18/24 14:00	05/22/24 16:33	7439-93-2	
Molybdenum	**0.011**	mg/L	0.010	0.00062	1	05/18/24 14:00	05/22/24 16:33	7439-98-7	
Selenium	ND	mg/L	0.0050	0.00096	1	05/18/24 14:00	05/22/24 16:33	7782-49-2	
Thallium	ND	mg/L	0.0010	0.00038	1	05/18/24 14:00	05/22/24 16:33	7440-28-0	
7470 Mercury	Analytical Method: EPA 7470A Preparation Method: EPA 7470A								
	Pace Analytical Services - Peachtree Corners, GA								
Mercury	ND	mg/L	0.00020	0.00013	1	05/24/24 08:30	05/24/24 13:35	7439-97-6	
2540C Total Dissolved Solids	Analytical Method: SM 2540C-2015								
	Pace Analytical Services - Peachtree Corners, GA								
Total Dissolved Solids	**461**	mg/L	25.0	25.0	1		05/20/24 12:21		
2320B Alkalinity	Analytical Method: SM 2320B-2011								
	Pace Analytical Services - Asheville								
Alkalinity,Bicarbonate (CaCO3)	**121**	mg/L	5.0	5.0	1		05/21/24 19:53		
Alkalinity,Carbonate (CaCO3)	ND	mg/L	5.0	5.0	1		05/21/24 19:53		
Alkalinity, Total as CaCO3	**121**	mg/L	5.0	5.0	1		05/21/24 19:53		
4500S2D Sulfide Water	Analytical Method: SM 4500-S2D-2011								
	Pace Analytical Services - Asheville								
Sulfide	ND	mg/L	0.10	0.022	1		05/22/24 05:14	18496-25-8	
300.0 IC Anions 28 Days	Analytical Method: EPA 300.0 Rev 2.1 1993								
	Pace Analytical Services - Asheville								
Chloride	**10.5**	mg/L	1.0	0.60	1		05/21/24 04:34	16887-00-6	

REPORT OF LABORATORY ANALYSIS

This report shall not be reproduced, except in full,
without the written consent of Pace Analytical Services, LLC.

Pace Analytical Services, LLC
9800 Kincey Ave. Suite 100
Huntersville, NC 28078
(704)875-9092

ANALYTICAL RESULTS

Project: Hammond AP-1
Pace Project No.: 92731696

Sample: HAM-PT-14 **Lab ID: 92731696017** Collected: 05/15/24 18:27 Received: 05/17/24 12:55 Matrix: Water

Parameters	Results	Units	Report Limit	MDL	DF	Prepared	Analyzed	CAS No.	Qual
300.0 IC Anions 28 Days	Analytical Method: EPA 300.0 Rev 2.1 1993 Pace Analytical Services - Asheville								
Fluoride	**0.26**	mg/L	0.10	0.050	1		05/21/24 04:34	16984-48-8	
Sulfate	**175**	mg/L	4.0	2.0	4		05/21/24 11:44	14808-79-8	

This report shall not be reproduced, except in full,
without the written consent of Pace Analytical Services, LLC.

Pace Analytical Services, LLC
9800 Kincey Ave. Suite 100
Huntersville, NC 28078
(704)875-9092

ANALYTICAL RESULTS

Project: Hammond AP-1
Pace Project No.: 92731696

Sample: HAM-PT-15 **Lab ID: 92731696018** Collected: 05/15/24 16:10 Received: 05/17/24 12:55 Matrix: Water

Parameters	Results	Units	Report Limit	MDL	DF	Prepared	Analyzed	CAS No.	Qual
6010D ATL ICP	Analytical Method: EPA 6010D Preparation Method: EPA 3010A Pace Analytical Services - Peachtree Corners, GA								
Sodium	**8.1**	mg/L	1.0	0.58	1	05/18/24 14:09	05/24/24 11:31	7440-23-5	
Iron	**9.2**	mg/L	0.040	0.025	1	05/18/24 14:09	05/23/24 02:16	7439-89-6	
Manganese	**5.7**	mg/L	0.040	0.011	1	05/18/24 14:09	05/23/24 02:16	7439-96-5	
Potassium	**5.3**	mg/L	0.50	0.15	1	05/18/24 14:09	05/23/24 02:16	7440-09-7	
Calcium	**141**	mg/L	1.0	0.12	1	05/18/24 14:09	05/23/24 02:16	7440-70-2	
Magnesium	**16.1**	mg/L	0.050	0.012	1	05/18/24 14:09	05/23/24 02:16	7439-95-4	
6020 MET ICPMS	Analytical Method: EPA 6020B Preparation Method: EPA 3005A Pace Analytical Services - Peachtree Corners, GA								
Antimony	ND	mg/L	0.0030	0.00054	1	05/18/24 14:00	05/22/24 16:37	7440-36-0	
Arsenic	**0.39**	mg/L	0.0050	0.00084	1	05/18/24 14:00	05/22/24 16:37	7440-38-2	
Barium	**0.043**	mg/L	0.0050	0.00047	1	05/18/24 14:00	05/22/24 16:37	7440-39-3	
Beryllium	ND	mg/L	0.00050	0.000094	1	05/18/24 14:00	05/22/24 16:37	7440-41-7	
Boron	**0.76**	mg/L	0.040	0.012	1	05/18/24 14:00	05/22/24 16:37	7440-42-8	
Cadmium	ND	mg/L	0.00050	0.00010	1	05/18/24 14:00	05/22/24 16:37	7440-43-9	
Chromium	ND	mg/L	0.0050	0.0019	1	05/18/24 14:00	05/22/24 16:37	7440-47-3	
Cobalt	**0.059**	mg/L	0.0050	0.00032	1	05/18/24 14:00	05/22/24 16:37	7440-48-4	
Lead	ND	mg/L	0.0010	0.00016	1	05/18/24 14:00	05/22/24 16:37	7439-92-1	
Lithium	**0.047**	mg/L	0.030	0.0016	1	05/18/24 14:00	05/22/24 16:37	7439-93-2	
Molybdenum	**0.021**	mg/L	0.010	0.00062	1	05/18/24 14:00	05/22/24 16:37	7439-98-7	
Selenium	ND	mg/L	0.0050	0.00096	1	05/18/24 14:00	05/22/24 16:37	7782-49-2	
Thallium	ND	mg/L	0.0010	0.00038	1	05/18/24 14:00	05/22/24 16:37	7440-28-0	
7470 Mercury	Analytical Method: EPA 7470A Preparation Method: EPA 7470A Pace Analytical Services - Peachtree Corners, GA								
Mercury	ND	mg/L	0.00020	0.00013	1	05/24/24 08:30	05/24/24 13:38	7439-97-6	
2540C Total Dissolved Solids	Analytical Method: SM 2540C-2015 Pace Analytical Services - Peachtree Corners, GA								
Total Dissolved Solids	**639**	mg/L	25.0	25.0	1		05/20/24 12:22		
2320B Alkalinity	Analytical Method: SM 2320B-2011 Pace Analytical Services - Asheville								
Alkalinity,Bicarbonate (CaCO3)	**134**	mg/L	5.0	5.0	1		05/21/24 20:02		
Alkalinity,Carbonate (CaCO3)	ND	mg/L	5.0	5.0	1		05/21/24 20:02		
Alkalinity, Total as CaCO3	**134**	mg/L	5.0	5.0	1		05/21/24 20:02		
4500S2D Sulfide Water	Analytical Method: SM 4500-S2D-2011 Pace Analytical Services - Asheville								
Sulfide	ND	mg/L	0.10	0.022	1		05/22/24 05:15	18496-25-8	
300.0 IC Anions 28 Days	Analytical Method: EPA 300.0 Rev 2.1 1993 Pace Analytical Services - Asheville								
Chloride	**12.6**	mg/L	1.0	0.60	1		05/21/24 04:48	16887-00-6	

This report shall not be reproduced, except in full,
without the written consent of Pace Analytical Services, LLC.

Pace Analytical Services, LLC
9800 Kincey Ave. Suite 100
Huntersville, NC 28078
(704)875-9092

ANALYTICAL RESULTS

Project: Hammond AP-1
Pace Project No.: 92731696

Sample: HAM-PT-15 **Lab ID: 92731696018** Collected: 05/15/24 16:10 Received: 05/17/24 12:55 Matrix: Water

Parameters	Results	Units	Report Limit	MDL	DF	Prepared	Analyzed	CAS No.	Qual
300.0 IC Anions 28 Days	Analytical Method: EPA 300.0 Rev 2.1 1993 Pace Analytical Services - Asheville								
Fluoride	**0.35**	mg/L	0.10	0.050	1		05/21/24 04:48	16984-48-8	
Sulfate	**271**	mg/L	6.0	3.0	6		05/21/24 11:58	14808-79-8	

This report shall not be reproduced, except in full,
without the written consent of Pace Analytical Services, LLC.

Pace Analytical Services, LLC
9800 Kincey Ave. Suite 100
Huntersville, NC 28078
(704)875-9092

QUALITY CONTROL DATA

Project: Hammond AP-1
Pace Project No.: 92731696

QC Batch: 855608
QC Batch Method: EPA 3010A
Analysis Method: EPA 6010D
Analysis Description: 6010D ATL
Laboratory: Pace Analytical Services - Peachtree Corners, GA

Associated Lab Samples: 92731696001, 92731696002, 92731696003, 92731696004, 92731696005, 92731696006, 92731696007, 92731696008, 92731696009, 92731696010, 92731696011, 92731696012, 92731696013, 92731696014, 92731696015, 92731696016, 92731696017, 92731696018

METHOD BLANK: 4414794
Matrix: Water

Associated Lab Samples: 92731696001, 92731696002, 92731696003, 92731696004, 92731696005, 92731696006, 92731696007, 92731696008, 92731696009, 92731696010, 92731696011, 92731696012, 92731696013, 92731696014, 92731696015, 92731696016, 92731696017, 92731696018

Parameter	Units	Blank Result	Reporting Limit	MDL	Analyzed	Qualifiers
Calcium	mg/L	ND	1.0	0.12	05/23/24 00:42	
Iron	mg/L	ND	0.040	0.025	05/23/24 00:42	
Magnesium	mg/L	ND	0.050	0.012	05/23/24 00:42	
Manganese	mg/L	ND	0.040	0.011	05/23/24 00:42	
Potassium	mg/L	ND	0.50	0.15	05/23/24 00:42	
Sodium	mg/L	ND	1.0	0.58	05/23/24 00:42	

LABORATORY CONTROL SAMPLE: 4414795

Parameter	Units	Spike Conc.	LCS Result	LCS % Rec	% Rec Limits	Qualifiers
Calcium	mg/L	1	1.0	101	80-120	
Iron	mg/L	1	1.0	101	80-120	
Magnesium	mg/L	1	1.0	103	80-120	
Manganese	mg/L	1	0.99	99	80-120	
Potassium	mg/L	1	1.0	103	80-120	
Sodium	mg/L	1	1.0	100	80-120	

MATRIX SPIKE & MATRIX SPIKE DUPLICATE: 4414796 4414797

Parameter	Units	92731696001 Result	MS Spike Conc.	MSD Spike Conc.	MS Result	MSD Result	MS % Rec	MSD % Rec	% Rec Limits	RPD	Max RPD	Qual
Calcium	mg/L	ND	1	1	1.0J	1.0	99	100	75-125		20	
Iron	mg/L	ND	1	1	0.99	1.0	99	100	75-125	1	20	
Magnesium	mg/L	ND	1	1	1.0	1.0	103	103	75-125	0	20	
Manganese	mg/L	ND	1	1	0.99	0.99	99	99	75-125	1	20	
Potassium	mg/L	ND	1	1	0.98	1.0	97	99	75-125	2	20	
Sodium	mg/L	ND	1	1	1.3	1.3	103	100	75-125	2	20	

Results presented on this page are in the units indicated by the "Units" column except where an alternate unit is presented to the right of the result.

REPORT OF LABORATORY ANALYSIS

This report shall not be reproduced, except in full,
without the written consent of Pace Analytical Services, LLC.

Pace Analytical Services, LLC
9800 Kincey Ave. Suite 100
Huntersville, NC 28078
(704)875-9092

QUALITY CONTROL DATA

Project: Hammond AP-1
Pace Project No.: 92731696

QC Batch: 855534
QC Batch Method: EPA 3005A
Analysis Method: EPA 6020B
Analysis Description: 6020 MET
Laboratory: Pace Analytical Services - Peachtree Corners, GA

Associated Lab Samples: 92731696001, 92731696002, 92731696003, 92731696004, 92731696005, 92731696006, 92731696007, 92731696008, 92731696009, 92731696010, 92731696011, 92731696012, 92731696013, 92731696014, 92731696015, 92731696016, 92731696017, 92731696018

METHOD BLANK: 4414417
Matrix: Water

Associated Lab Samples: 92731696001, 92731696002, 92731696003, 92731696004, 92731696005, 92731696006, 92731696007, 92731696008, 92731696009, 92731696010, 92731696011, 92731696012, 92731696013, 92731696014, 92731696015, 92731696016, 92731696017, 92731696018

Parameter	Units	Blank Result	Reporting Limit	MDL	Analyzed	Qualifiers
Antimony	mg/L	ND	0.0030	0.00054	05/22/24 14:58	
Arsenic	mg/L	ND	0.0050	0.00084	05/22/24 14:58	
Barium	mg/L	ND	0.0050	0.00047	05/22/24 14:58	
Beryllium	mg/L	ND	0.00050	0.000094	05/22/24 14:58	
Boron	mg/L	ND	0.040	0.012	05/22/24 14:58	
Cadmium	mg/L	ND	0.00050	0.00010	05/22/24 14:58	
Chromium	mg/L	ND	0.0050	0.0019	05/22/24 14:58	
Cobalt	mg/L	ND	0.0050	0.00032	05/22/24 14:58	
Lead	mg/L	ND	0.0010	0.00016	05/22/24 14:58	
Lithium	mg/L	ND	0.030	0.0016	05/22/24 14:58	
Molybdenum	mg/L	ND	0.010	0.00062	05/22/24 14:58	
Selenium	mg/L	ND	0.0050	0.00096	05/22/24 14:58	
Thallium	mg/L	ND	0.0010	0.00038	05/22/24 14:58	

LABORATORY CONTROL SAMPLE: 4414418

Parameter	Units	Spike Conc.	LCS Result	LCS % Rec	% Rec Limits	Qualifiers
Antimony	mg/L	0.1	0.11	106	80-120	
Arsenic	mg/L	0.1	0.10	101	80-120	
Barium	mg/L	0.1	0.10	101	80-120	
Beryllium	mg/L	0.1	0.10	104	80-120	
Boron	mg/L	1	1.0	103	80-120	
Cadmium	mg/L	0.1	0.10	103	80-120	
Chromium	mg/L	0.1	0.10	103	80-120	
Cobalt	mg/L	0.1	0.10	101	80-120	
Lead	mg/L	0.1	0.10	104	80-120	
Lithium	mg/L	0.1	0.11	106	80-120	
Molybdenum	mg/L	0.1	0.10	105	80-120	
Selenium	mg/L	0.1	0.10	101	80-120	
Thallium	mg/L	0.1	0.10	100	80-120	

Results presented on this page are in the units indicated by the "Units" column except where an alternate unit is presented to the right of the result.

This report shall not be reproduced, except in full,
without the written consent of Pace Analytical Services, LLC.

Pace Analytical Services, LLC
9800 Kincey Ave. Suite 100
Huntersville, NC 28078
(704)875-9092

QUALITY CONTROL DATA

Project: Hammond AP-1
Pace Project No.: 92731696

MATRIX SPIKE & MATRIX SPIKE DUPLICATE: 4414419 4414420

Parameter	Units	92731696001 Result	MS Spike Conc.	MSD Spike Conc.	MS Result	MSD Result	MS % Rec	MSD % Rec	% Rec Limits	RPD	Max RPD	Qual
Antimony	mg/L	ND	0.1	0.1	0.10	0.10	105	103	75-125	1	20	
Arsenic	mg/L	ND	0.1	0.1	0.098	0.099	98	99	75-125	1	20	
Barium	mg/L	ND	0.1	0.1	0.10	0.098	100	98	75-125	2	20	
Beryllium	mg/L	ND	0.1	0.1	0.10	0.10	102	102	75-125	0	20	
Boron	mg/L	ND	1	1	1.0	1.0	101	100	75-125	1	20	
Cadmium	mg/L	ND	0.1	0.1	0.10	0.10	100	100	75-125	0	20	
Chromium	mg/L	ND	0.1	0.1	0.099	0.098	99	98	75-125	1	20	
Cobalt	mg/L	ND	0.1	0.1	0.098	0.099	98	99	75-125	1	20	
Lead	mg/L	ND	0.1	0.1	0.10	0.10	100	101	75-125	1	20	
Lithium	mg/L	ND	0.1	0.1	0.10	0.10	104	104	75-125	0	20	
Molybdenum	mg/L	ND	0.1	0.1	0.10	0.10	102	101	75-125	1	20	
Selenium	mg/L	ND	0.1	0.1	0.097	0.098	97	98	75-125	1	20	
Thallium	mg/L	ND	0.1	0.1	0.097	0.099	97	98	75-125	1	20	

Results presented on this page are in the units indicated by the "Units" column except where an alternate unit is presented to the right of the result.

This report shall not be reproduced, except in full,
without the written consent of Pace Analytical Services, LLC.

Pace Analytical Services, LLC
9800 Kincey Ave. Suite 100
Huntersville, NC 28078
(704)875-9092

QUALITY CONTROL DATA

Project: Hammond AP-1
Pace Project No.: 92731696

QC Batch: 856966
QC Batch Method: EPA 7470A
Analysis Method: EPA 7470A
Analysis Description: 7470 Mercury
Laboratory: Pace Analytical Services - Peachtree Corners, GA

Associated Lab Samples: 92731696001, 92731696002, 92731696003, 92731696004, 92731696005, 92731696006, 92731696007, 92731696008, 92731696009, 92731696010, 92731696011, 92731696012, 92731696013, 92731696014, 92731696015, 92731696016, 92731696017, 92731696018

METHOD BLANK: 4421300
Matrix: Water

Associated Lab Samples: 92731696001, 92731696002, 92731696003, 92731696004, 92731696005, 92731696006, 92731696007, 92731696008, 92731696009, 92731696010, 92731696011, 92731696012, 92731696013, 92731696014, 92731696015, 92731696016, 92731696017, 92731696018

Parameter	Units	Blank Result	Reporting Limit	MDL	Analyzed	Qualifiers
Mercury	mg/L	ND	0.00020	0.00013	05/24/24 12:26	

LABORATORY CONTROL SAMPLE: 4421301

Parameter	Units	Spike Conc.	LCS Result	LCS % Rec	% Rec Limits	Qualifiers
Mercury	mg/L	0.0025	0.0024	97	80-120	

MATRIX SPIKE & MATRIX SPIKE DUPLICATE: 4421302 4421303

Parameter	Units	92731696002 Result	MS Spike Conc.	MSD Spike Conc.	MS Result	MSD Result	MS % Rec	MSD % Rec	% Rec Limits	RPD	Max RPD	Qual
Mercury	mg/L	ND	0.0025	0.0025	0.0024	0.0024	95	95	75-125	1	20	

Results presented on this page are in the units indicated by the "Units" column except where an alternate unit is presented to the right of the result.

This report shall not be reproduced, except in full,
without the written consent of Pace Analytical Services, LLC.

Pace Analytical Services, LLC
9800 Kincey Ave. Suite 100
Huntersville, NC 28078
(704)875-9092

QUALITY CONTROL DATA

Project: Hammond AP-1
Pace Project No.: 92731696

QC Batch: 855801
QC Batch Method: SM 2540C-2015
Analysis Method: SM 2540C-2015
Analysis Description: 2540C Total Dissolved Solids
Laboratory: Pace Analytical Services - Peachtree Corners, GA

Associated Lab Samples: 92731696001, 92731696002, 92731696003, 92731696004, 92731696005, 92731696006, 92731696007, 92731696008, 92731696009, 92731696010, 92731696011, 92731696012, 92731696013, 92731696014, 92731696015, 92731696016, 92731696017, 92731696018

METHOD BLANK: 4415457
Matrix: Water

Associated Lab Samples: 92731696001, 92731696002, 92731696003, 92731696004, 92731696005, 92731696006, 92731696007, 92731696008, 92731696009, 92731696010, 92731696011, 92731696012, 92731696013, 92731696014, 92731696015, 92731696016, 92731696017, 92731696018

Parameter	Units	Blank Result	Reporting Limit	MDL	Analyzed	Qualifiers
Total Dissolved Solids	mg/L	ND	25.0	25.0	05/20/24 12:16	

LABORATORY CONTROL SAMPLE: 4415458

Parameter	Units	Spike Conc.	LCS Result	LCS % Rec	% Rec Limits	Qualifiers
Total Dissolved Solids	mg/L	400	396	99	80-120	

SAMPLE DUPLICATE: 4415459

Parameter	Units	92731696007 Result	Dup Result	RPD	Max RPD	Qualifiers
Total Dissolved Solids	mg/L	564	575	2	10	

SAMPLE DUPLICATE: 4415460

Parameter	Units	92731696008 Result	Dup Result	RPD	Max RPD	Qualifiers
Total Dissolved Solids	mg/L	483	478	1	10	

Results presented on this page are in the units indicated by the "Units" column except where an alternate unit is presented to the right of the result.

This report shall not be reproduced, except in full,
without the written consent of Pace Analytical Services, LLC.

Pace Analytical Services, LLC
9800 Kincey Ave. Suite 100
Huntersville, NC 28078
(704)875-9092

QUALITY CONTROL DATA

Project: Hammond AP-1
Pace Project No.: 92731696

QC Batch: 856180
QC Batch Method: SM 2320B-2011
Analysis Method: SM 2320B-2011
Analysis Description: 2320B Alkalinity
Laboratory: Pace Analytical Services - Asheville

Associated Lab Samples: 92731696001, 92731696002, 92731696003, 92731696004, 92731696005, 92731696006, 92731696007, 92731696008, 92731696009, 92731696012, 92731696013, 92731696014, 92731696015, 92731696016, 92731696017, 92731696018

METHOD BLANK: 4417200
Matrix: Water

Associated Lab Samples: 92731696001, 92731696002, 92731696003, 92731696004, 92731696005, 92731696006, 92731696007, 92731696008, 92731696009, 92731696012, 92731696013, 92731696014, 92731696015, 92731696016, 92731696017, 92731696018

Parameter	Units	Blank Result	Reporting Limit	MDL	Analyzed	Qualifiers
Alkalinity, Total as CaCO3	mg/L	ND	5.0	5.0	05/21/24 16:14	
Alkalinity,Bicarbonate (CaCO3)	mg/L	ND	5.0	5.0	05/21/24 16:14	
Alkalinity,Carbonate (CaCO3)	mg/L	ND	5.0	5.0	05/21/24 16:14	

LABORATORY CONTROL SAMPLE: 4417201

Parameter	Units	Spike Conc.	LCS Result	LCS % Rec	% Rec Limits	Qualifiers
Alkalinity, Total as CaCO3	mg/L	50	51.4	103	80-120	

LABORATORY CONTROL SAMPLE: 4417202

Parameter	Units	Spike Conc.	LCS Result	LCS % Rec	% Rec Limits	Qualifiers
Alkalinity, Total as CaCO3	mg/L	50	49.9	100	80-120	

MATRIX SPIKE & MATRIX SPIKE DUPLICATE: 4417203 4417204

Parameter	Units	92731696007 Result	MS Spike Conc.	MSD Spike Conc.	MS Result	MSD Result	MS % Rec	MSD % Rec	% Rec Limits	RPD	Max RPD	Qual
Alkalinity, Total as CaCO3	mg/L	175	50	50	214	211	79	72	80-120	2	25	M1

MATRIX SPIKE & MATRIX SPIKE DUPLICATE: 4417205 4417206

Parameter	Units	92731696012 Result	MS Spike Conc.	MSD Spike Conc.	MS Result	MSD Result	MS % Rec	MSD % Rec	% Rec Limits	RPD	Max RPD	Qual
Alkalinity, Total as CaCO3	mg/L	139	50	50	181	177	83	77	80-120	2	25	M1

Results presented on this page are in the units indicated by the "Units" column except where an alternate unit is presented to the right of the result.

This report shall not be reproduced, except in full,
without the written consent of Pace Analytical Services, LLC.

Pace Analytical Services, LLC
9800 Kincey Ave. Suite 100
Huntersville, NC 28078
(704)875-9092

QUALITY CONTROL DATA

Project: Hammond AP-1
Pace Project No.: 92731696

QC Batch: 857348
QC Batch Method: SM 2320B-2011
Analysis Method: SM 2320B-2011
Analysis Description: 2320B Alkalinity
Laboratory: Pace Analytical Services - Asheville
Associated Lab Samples: 92731696010, 92731696011

METHOD BLANK: 4422747 Matrix: Water
Associated Lab Samples: 92731696010, 92731696011

Parameter	Units	Blank Result	Reporting Limit	MDL	Analyzed	Qualifiers
Alkalinity, Total as CaCO3	mg/L	ND	5.0	5.0	05/28/24 16:34	
Alkalinity,Bicarbonate (CaCO3)	mg/L	ND	5.0	5.0	05/28/24 16:34	
Alkalinity,Carbonate (CaCO3)	mg/L	ND	5.0	5.0	05/28/24 16:34	

LABORATORY CONTROL SAMPLE: 4422748

Parameter	Units	Spike Conc.	LCS Result	LCS % Rec	% Rec Limits	Qualifiers
Alkalinity, Total as CaCO3	mg/L	50	50.4	101	80-120	

LABORATORY CONTROL SAMPLE: 4422749

Parameter	Units	Spike Conc.	LCS Result	LCS % Rec	% Rec Limits	Qualifiers
Alkalinity, Total as CaCO3	mg/L	50	50.0	100	80-120	

MATRIX SPIKE & MATRIX SPIKE DUPLICATE: 4422750 4422751

Parameter	Units	92731615001 Result	MS Spike Conc.	MSD Spike Conc.	MS Result	MSD Result	MS % Rec	MSD % Rec	% Rec Limits	RPD	Max RPD	Qual
Alkalinity, Total as CaCO3	mg/L	75300 ug/L	50	50	124	125	98	99	80-120	0	25	

MATRIX SPIKE & MATRIX SPIKE DUPLICATE: 4422752 4422753

Parameter	Units	92732006003 Result	MS Spike Conc.	MSD Spike Conc.	MS Result	MSD Result	MS % Rec	MSD % Rec	% Rec Limits	RPD	Max RPD	Qual
Alkalinity, Total as CaCO3	mg/L	766	50	50	804	820	76	109	80-120	2	25	M1

Results presented on this page are in the units indicated by the "Units" column except where an alternate unit is presented to the right of the result.

REPORT OF LABORATORY ANALYSIS

This report shall not be reproduced, except in full,
without the written consent of Pace Analytical Services, LLC.

Pace Analytical Services, LLC
9800 Kincey Ave. Suite 100
Huntersville, NC 28078
(704)875-9092

QUALITY CONTROL DATA

Project: Hammond AP-1
Pace Project No.: 92731696

QC Batch: 855942
QC Batch Method: SM 4500-S2D-2011
Analysis Method: SM 4500-S2D-2011
Analysis Description: 4500S2D Sulfide Water
Laboratory: Pace Analytical Services - Asheville
Associated Lab Samples: 92731696007, 92731696012, 92731696014, 92731696015

METHOD BLANK: 4416179 Matrix: Water
Associated Lab Samples: 92731696007, 92731696012, 92731696014, 92731696015

Parameter	Units	Blank Result	Reporting Limit	MDL	Analyzed	Qualifiers
Sulfide	mg/L	ND	0.10	0.022	05/20/24 23:35	

LABORATORY CONTROL SAMPLE: 4416180

Parameter	Units	Spike Conc.	LCS Result	LCS % Rec	% Rec Limits	Qualifiers
Sulfide	mg/L	0.5	0.53	105	80-120	

MATRIX SPIKE & MATRIX SPIKE DUPLICATE: 4416181 4416182

Parameter	Units	92731245002 Result	MS Spike Conc.	MSD Spike Conc.	MS Result	MSD Result	MS % Rec	MSD % Rec	% Rec Limits	RPD	Max RPD	Qual
Sulfide	mg/L	ND	0.5	0.5	0.55	0.55	106	106	80-120	0	10	

Results presented on this page are in the units indicated by the "Units" column except where an alternate unit is presented to the right of the result.

This report shall not be reproduced, except in full,
without the written consent of Pace Analytical Services, LLC.

Pace Analytical Services, LLC
9800 Kincey Ave. Suite 100
Huntersville, NC 28078
(704)875-9092

QUALITY CONTROL DATA

Project: Hammond AP-1
Pace Project No.: 92731696

QC Batch: 856274
QC Batch Method: SM 4500-S2D-2011
Analysis Method: SM 4500-S2D-2011
Analysis Description: 4500S2D Sulfide Water
Laboratory: Pace Analytical Services - Asheville
Associated Lab Samples: 92731696001, 92731696003, 92731696004, 92731696005, 92731696006, 92731696008, 92731696009, 92731696010, 92731696011, 92731696013, 92731696016, 92731696017, 92731696018

METHOD BLANK: 4417824
Matrix: Water
Associated Lab Samples: 92731696001, 92731696003, 92731696004, 92731696005, 92731696006, 92731696008, 92731696009, 92731696010, 92731696011, 92731696013, 92731696016, 92731696017, 92731696018

Parameter	Units	Blank Result	Reporting Limit	MDL	Analyzed	Qualifiers
Sulfide	mg/L	ND	0.10	0.022	05/22/24 05:06	

LABORATORY CONTROL SAMPLE: 4417825

Parameter	Units	Spike Conc.	LCS Result	LCS % Rec	% Rec Limits	Qualifiers
Sulfide	mg/L	0.5	0.45	89	80-120	

MATRIX SPIKE & MATRIX SPIKE DUPLICATE: 4417826 4417827

Parameter	Units	92731245003 Result	MS Spike Conc.	MSD Spike Conc.	MS Result	MSD Result	MS % Rec	MSD % Rec	% Rec Limits	RPD	Max RPD	Qual
Sulfide	mg/L	ND	0.5	0.5	0.49	0.49	94	95	80-120	1	10	

MATRIX SPIKE & MATRIX SPIKE DUPLICATE: 4417828 4417829

Parameter	Units	92731696001 Result	MS Spike Conc.	MSD Spike Conc.	MS Result	MSD Result	MS % Rec	MSD % Rec	% Rec Limits	RPD	Max RPD	Qual
Sulfide	mg/L	ND	0.5	0.5	0.48	0.50	96	100	80-120	4	10	

Results presented on this page are in the units indicated by the "Units" column except where an alternate unit is presented to the right of the result.

REPORT OF LABORATORY ANALYSIS

This report shall not be reproduced, except in full,
without the written consent of Pace Analytical Services, LLC.

Pace Analytical Services, LLC
9800 Kincey Ave. Suite 100
Huntersville, NC 28078
(704)875-9092

QUALITY CONTROL DATA

Project: Hammond AP-1
Pace Project No.: 92731696

QC Batch: 856275
QC Batch Method: SM 4500-S2D-2011
Analysis Method: SM 4500-S2D-2011
Analysis Description: 4500S2D Sulfide Water
Laboratory: Pace Analytical Services - Asheville
Associated Lab Samples: 92731696002

METHOD BLANK: 4417830
Matrix: Water
Associated Lab Samples: 92731696002

Parameter	Units	Blank Result	Reporting Limit	MDL	Analyzed	Qualifiers
Sulfide	mg/L	ND	0.10	0.022	05/22/24 05:18	

LABORATORY CONTROL SAMPLE: 4417831

Parameter	Units	Spike Conc.	LCS Result	LCS % Rec	% Rec Limits	Qualifiers
Sulfide	mg/L	0.5	0.49	98	80-120	

MATRIX SPIKE & MATRIX SPIKE DUPLICATE: 4417832 4417833

Parameter	Units	92731696002 Result	MS Spike Conc.	MSD Spike Conc.	MS Result	MSD Result	MS % Rec	MSD % Rec	% Rec Limits	RPD	Max RPD	Qual
Sulfide	mg/L	ND	0.5	0.5	0.49	0.48	99	97	80-120	2	10	

Results presented on this page are in the units indicated by the "Units" column except where an alternate unit is presented to the right of the result.

REPORT OF LABORATORY ANALYSIS

This report shall not be reproduced, except in full,
without the written consent of Pace Analytical Services, LLC.

Pace Analytical Services, LLC
9800 Kincey Ave. Suite 100
Huntersville, NC 28078
(704)875-9092

QUALITY CONTROL DATA

Project: Hammond AP-1
Pace Project No.: 92731696

QC Batch: 855697
QC Batch Method: EPA 300.0 Rev 2.1 1993
Analysis Method: EPA 300.0 Rev 2.1 1993
Analysis Description: 300.0 IC Anions
Laboratory: Pace Analytical Services - Asheville
Associated Lab Samples: 92731696001, 92731696002, 92731696004, 92731696006

METHOD BLANK: 4415009 Matrix: Water
Associated Lab Samples: 92731696001, 92731696002, 92731696004, 92731696006

Parameter	Units	Blank Result	Reporting Limit	MDL	Analyzed	Qualifiers
Chloride	mg/L	ND	1.0	0.60	05/20/24 00:22	
Fluoride	mg/L	ND	0.10	0.050	05/20/24 00:22	
Sulfate	mg/L	ND	1.0	0.50	05/20/24 00:22	

LABORATORY CONTROL SAMPLE: 4415010

Parameter	Units	Spike Conc.	LCS Result	LCS % Rec	% Rec Limits	Qualifiers
Chloride	mg/L	50	49.3	99	90-110	
Fluoride	mg/L	2.5	2.4	97	90-110	
Sulfate	mg/L	50	49.1	98	90-110	

MATRIX SPIKE & MATRIX SPIKE DUPLICATE: 4415011 4415012

Parameter	Units	92731542009 Result	MS Spike Conc.	MSD Spike Conc.	MS Result	MSD Result	MS % Rec	MSD % Rec	% Rec Limits	RPD	Max RPD	Qual
Chloride	mg/L	151	50	50	199	199	95	96	90-110	0	10	
Fluoride	mg/L	0.081J	2.5	2.5	2.7	2.7	104	103	90-110	1	10	
Sulfate	mg/L	3.0	50	50	55.7	55.2	105	104	90-110	1	10	

MATRIX SPIKE & MATRIX SPIKE DUPLICATE: 4415013 4415014

Parameter	Units	92731735001 Result	MS Spike Conc.	MSD Spike Conc.	MS Result	MSD Result	MS % Rec	MSD % Rec	% Rec Limits	RPD	Max RPD	Qual
Chloride	mg/L	492	50	50	530	529	75	74	90-110	0	10	M1
Fluoride	mg/L	ND	2.5	2.5	ND	ND	0	0	90-110		10	M1
Sulfate	mg/L	16.9	50	50	70.8	69.6	108	105	90-110	2	10	

Results presented on this page are in the units indicated by the "Units" column except where an alternate unit is presented to the right of the result.

REPORT OF LABORATORY ANALYSIS

This report shall not be reproduced, except in full,
without the written consent of Pace Analytical Services, LLC.

Pace Analytical Services, LLC
9800 Kincey Ave. Suite 100
Huntersville, NC 28078
(704)875-9092

QUALITY CONTROL DATA

Project: Hammond AP-1
Pace Project No.: 92731696

QC Batch: 855920
QC Batch Method: EPA 300.0 Rev 2.1 1993
Analysis Method: EPA 300.0 Rev 2.1 1993
Analysis Description: 300.0 IC Anions
Laboratory: Pace Analytical Services - Asheville
Associated Lab Samples: 92731696007, 92731696008, 92731696009, 92731696010, 92731696012, 92731696013, 92731696014, 92731696015, 92731696016, 92731696017, 92731696018

METHOD BLANK: 4416092 Matrix: Water
Associated Lab Samples: 92731696007, 92731696008, 92731696009, 92731696010, 92731696012, 92731696013, 92731696014, 92731696015, 92731696016, 92731696017, 92731696018

Parameter	Units	Blank Result	Reporting Limit	MDL	Analyzed	Qualifiers
Chloride	mg/L	ND	1.0	0.60	05/20/24 20:15	
Fluoride	mg/L	ND	0.10	0.050	05/20/24 20:15	
Sulfate	mg/L	ND	1.0	0.50	05/20/24 20:15	

LABORATORY CONTROL SAMPLE: 4416093

Parameter	Units	Spike Conc.	LCS Result	LCS % Rec	% Rec Limits	Qualifiers
Chloride	mg/L	50	53.3	107	90-110	
Fluoride	mg/L	2.5	2.6	103	90-110	
Sulfate	mg/L	50	53.5	107	90-110	

MATRIX SPIKE & MATRIX SPIKE DUPLICATE: 4416094 4416095

Parameter	Units	92731696007 Result	MS Spike Conc.	MSD Spike Conc.	MS Result	MSD Result	MS % Rec	MSD % Rec	% Rec Limits	RPD	Max RPD	Qual
Chloride	mg/L	56.9	50	50	97.8	98.5	82	83	90-110	1	10	M1
Fluoride	mg/L	0.20	2.5	2.5	2.7	2.7	99	102	90-110	2	10	
Sulfate	mg/L	178	50	50	224	225	93	93	90-110	0	10	

MATRIX SPIKE & MATRIX SPIKE DUPLICATE: 4416096 4416097

Parameter	Units	92731696012 Result	MS Spike Conc.	MSD Spike Conc.	MS Result	MSD Result	MS % Rec	MSD % Rec	% Rec Limits	RPD	Max RPD	Qual
Chloride	mg/L	44.4	50	50	96.7	97.9	105	107	90-110	1	10	
Fluoride	mg/L	0.37	2.5	2.5	2.9	2.9	100	103	90-110	2	10	
Sulfate	mg/L	130	50	50	175	177	89	94	90-110	1	10	M1

Results presented on this page are in the units indicated by the "Units" column except where an alternate unit is presented to the right of the result.

This report shall not be reproduced, except in full,
without the written consent of Pace Analytical Services, LLC.

Pace Analytical Services, LLC
9800 Kincey Ave. Suite 100
Huntersville, NC 28078
(704)875-9092

QUALITY CONTROL DATA

Project: Hammond AP-1
Pace Project No.: 92731696

QC Batch: 856238
QC Batch Method: EPA 300.0 Rev 2.1 1993
Analysis Method: EPA 300.0 Rev 2.1 1993
Analysis Description: 300.0 IC Anions
Laboratory: Pace Analytical Services - Asheville
Associated Lab Samples: 92731696011

METHOD BLANK: 4417658 Matrix: Water
Associated Lab Samples: 92731696011

Parameter	Units	Blank Result	Reporting Limit	MDL	Analyzed	Qualifiers
Chloride	mg/L	ND	1.0	0.60	05/21/24 20:18	
Fluoride	mg/L	ND	0.10	0.050	05/21/24 20:18	
Sulfate	mg/L	ND	1.0	0.50	05/21/24 20:18	

LABORATORY CONTROL SAMPLE: 4417659

Parameter	Units	Spike Conc.	LCS Result	LCS % Rec	% Rec Limits	Qualifiers
Chloride	mg/L	50	52.0	104	90-110	
Fluoride	mg/L	2.5	2.6	102	90-110	
Sulfate	mg/L	50	52.1	104	90-110	

MATRIX SPIKE & MATRIX SPIKE DUPLICATE: 4417660 4417661

Parameter	Units	92732137001 Result	MS Spike Conc.	MSD Spike Conc.	MS Result	MSD Result	MS % Rec	MSD % Rec	% Rec Limits	RPD	Max RPD	Qual
Chloride	mg/L	533	50	50	569	579	73	92	90-110	2	10	M1
Fluoride	mg/L	0.74	2.5	2.5	2.3	2.4	64	66	90-110	2	10	M1
Sulfate	mg/L	357	50	50	398	404	81	95	90-110	2	10	M1

MATRIX SPIKE & MATRIX SPIKE DUPLICATE: 4417662 4417663

Parameter	Units	92732121002 Result	MS Spike Conc.	MSD Spike Conc.	MS Result	MSD Result	MS % Rec	MSD % Rec	% Rec Limits	RPD	Max RPD	Qual
Chloride	mg/L	4.5	50	50	58.4	60.2	108	111	90-110	3	10	M1
Fluoride	mg/L	0.061J	2.5	2.5	2.6	2.7	101	106	90-110	5	10	
Sulfate	mg/L	88.0	50	50	125	128	74	79	90-110	2	10	M1

Results presented on this page are in the units indicated by the "Units" column except where an alternate unit is presented to the right of the result.

REPORT OF LABORATORY ANALYSIS

This report shall not be reproduced, except in full,
without the written consent of Pace Analytical Services, LLC.

Pace Analytical Services, LLC
9800 Kincey Ave. Suite 100
Huntersville, NC 28078
(704)875-9092

QUALITY CONTROL DATA

Project: Hammond AP-1
Pace Project No.: 92731696

QC Batch: 860766
QC Batch Method: EPA 300.0 Rev 2.1 1993
Analysis Method: EPA 300.0 Rev 2.1 1993
Analysis Description: 300.0 IC Anions
Laboratory: Pace Analytical Services - Asheville
Associated Lab Samples: 92731696003, 92731696005

METHOD BLANK: 4439360 Matrix: Water
Associated Lab Samples: 92731696003, 92731696005

Parameter	Units	Blank Result	Reporting Limit	MDL	Analyzed	Qualifiers
Chloride	mg/L	ND	1.0	0.60	06/12/24 12:57	
Fluoride	mg/L	ND	0.10	0.050	06/12/24 12:57	
Sulfate	mg/L	ND	1.0	0.50	06/12/24 12:57	

LABORATORY CONTROL SAMPLE: 4439361

Parameter	Units	Spike Conc.	LCS Result	LCS % Rec	% Rec Limits	Qualifiers
Chloride	mg/L	50	51.5	103	90-110	
Fluoride	mg/L	2.5	2.6	105	90-110	
Sulfate	mg/L	50	51.5	103	90-110	

MATRIX SPIKE & MATRIX SPIKE DUPLICATE: 4439362 4439363

Parameter	Units	92735940001 Result	MS Spike Conc.	MSD Spike Conc.	MS Result	MSD Result	MS % Rec	MSD % Rec	% Rec Limits	RPD	Max RPD	Qual
Chloride	mg/L	14.2	50	50	64.9	65.3	101	102	90-110	1	10	
Fluoride	mg/L	0.056J	2.5	2.5	2.7	2.7	104	105	90-110	1	10	
Sulfate	mg/L	11.5	50	50	62.8	63.0	103	103	90-110	0	10	

Results presented on this page are in the units indicated by the "Units" column except where an alternate unit is presented to the right of the result.

REPORT OF LABORATORY ANALYSIS

This report shall not be reproduced, except in full,
without the written consent of Pace Analytical Services, LLC.

Pace Analytical Services, LLC
9800 Kincey Ave. Suite 100
Huntersville, NC 28078
(704)875-9092

QUALIFIERS

Project: Hammond AP-1
Pace Project No.: 92731696

DEFINITIONS

DF - Dilution Factor, if reported, represents the factor applied to the reported data due to dilution of the sample aliquot.

ND - Not Detected at or above adjusted reporting limit.

TNTC - Too Numerous To Count

J - Estimated concentration above the adjusted method detection limit and below the adjusted reporting limit.

MDL - Adjusted Method Detection Limit.

PQL - Practical Quantitation Limit.

RL - Reporting Limit - The lowest concentration value that meets project requirements for quantitative data with known precision and bias for a specific analyte in a specific matrix.

S - Surrogate

1,2-Diphenylhydrazine decomposes to and cannot be separated from Azobenzene using Method 8270. The result for each analyte is a combined concentration.

Consistent with EPA guidelines, unrounded data are displayed and have been used to calculate % recovery and RPD values.

LCS(D) - Laboratory Control Sample (Duplicate)

MS(D) - Matrix Spike (Duplicate)

DUP - Sample Duplicate

RPD - Relative Percent Difference

NC - Not Calculable.

SG - Silica Gel - Clean-Up

U - Indicates the compound was analyzed for, but not detected.

Acid preservation may not be appropriate for 2 Chloroethylvinyl ether.

A separate vial preserved to a pH of 4-5 is recommended in SW846 Chapter 4 for the analysis of Acrolein and Acrylonitrile by EPA Method 8260.

N-Nitrosodiphenylamine decomposes and cannot be separated from Diphenylamine using Method 8270. The result reported for each analyte is a combined concentration.

Reported results are not rounded until the final step prior to reporting. Therefore, calculated parameters that are typically reported as "Total" may vary slightly from the sum of the reported component parameters.

Pace Analytical is TNI accredited. Contact your Pace PM for the current list of accredited analytes.

TNI - The NELAC Institute.

ANALYTE QUALIFIERS

M1 Matrix spike recovery exceeded QC limits. Batch accepted based on laboratory control sample (LCS) recovery.

This report shall not be reproduced, except in full,
without the written consent of Pace Analytical Services, LLC.

Pace Analytical Services, LLC
9800 Kincey Ave. Suite 100
Huntersville, NC 28078
(704)875-9092

QUALITY CONTROL DATA CROSS REFERENCE TABLE

Project: Hammond AP-1
Pace Project No.: 92731696

Lab ID	Sample ID	QC Batch Method	QC Batch	Analytical Method	Analytical Batch
92731696001	**HAM-AP1-EB-01**	EPA 3010A	855608	EPA 6010D	855649
92731696002	**HAM-AP1-EB-02**	EPA 3010A	855608	EPA 6010D	855649
92731696003	**HAM-AP1-FB-01**	EPA 3010A	855608	EPA 6010D	855649
92731696004	**HAM-AP1-FB-02**	EPA 3010A	855608	EPA 6010D	855649
92731696005	**HAM-AP1-FD-01**	EPA 3010A	855608	EPA 6010D	855649
92731696006	**HAM-AP1-FD-02**	EPA 3010A	855608	EPA 6010D	855649
92731696007	**HAM-INW-03**	EPA 3010A	855608	EPA 6010D	855649
92731696008	**HAM-INW-04**	EPA 3010A	855608	EPA 6010D	855649
92731696009	**HAM-INW-05**	EPA 3010A	855608	EPA 6010D	855649
92731696010	**HAM-PT-07**	EPA 3010A	855608	EPA 6010D	855649
92731696011	**HAM-PT-08**	EPA 3010A	855608	EPA 6010D	855649
92731696012	**HAM-PT-09**	EPA 3010A	855608	EPA 6010D	855649
92731696013	**HAM-PT-10**	EPA 3010A	855608	EPA 6010D	855649
92731696014	**HAM-PT-11**	EPA 3010A	855608	EPA 6010D	855649
92731696015	**HAM-PT-12**	EPA 3010A	855608	EPA 6010D	855649
92731696016	**HAM-PT-13**	EPA 3010A	855608	EPA 6010D	855649
92731696017	**HAM-PT-14**	EPA 3010A	855608	EPA 6010D	855649
92731696018	**HAM-PT-15**	EPA 3010A	855608	EPA 6010D	855649
92731696001	**HAM-AP1-EB-01**	EPA 3005A	855534	EPA 6020B	855663
92731696002	**HAM-AP1-EB-02**	EPA 3005A	855534	EPA 6020B	855663
92731696003	**HAM-AP1-FB-01**	EPA 3005A	855534	EPA 6020B	855663
92731696004	**HAM-AP1-FB-02**	EPA 3005A	855534	EPA 6020B	855663
92731696005	**HAM-AP1-FD-01**	EPA 3005A	855534	EPA 6020B	855663
92731696006	**HAM-AP1-FD-02**	EPA 3005A	855534	EPA 6020B	855663
92731696007	**HAM-INW-03**	EPA 3005A	855534	EPA 6020B	855663
92731696008	**HAM-INW-04**	EPA 3005A	855534	EPA 6020B	855663
92731696009	**HAM-INW-05**	EPA 3005A	855534	EPA 6020B	855663
92731696010	**HAM-PT-07**	EPA 3005A	855534	EPA 6020B	855663
92731696011	**HAM-PT-08**	EPA 3005A	855534	EPA 6020B	855663
92731696012	**HAM-PT-09**	EPA 3005A	855534	EPA 6020B	855663
92731696013	**HAM-PT-10**	EPA 3005A	855534	EPA 6020B	855663
92731696014	**HAM-PT-11**	EPA 3005A	855534	EPA 6020B	855663
92731696015	**HAM-PT-12**	EPA 3005A	855534	EPA 6020B	855663
92731696016	**HAM-PT-13**	EPA 3005A	855534	EPA 6020B	855663
92731696017	**HAM-PT-14**	EPA 3005A	855534	EPA 6020B	855663
92731696018	**HAM-PT-15**	EPA 3005A	855534	EPA 6020B	855663
92731696001	**HAM-AP1-EB-01**	EPA 7470A	856966	EPA 7470A	856985
92731696002	**HAM-AP1-EB-02**	EPA 7470A	856966	EPA 7470A	856985
92731696003	**HAM-AP1-FB-01**	EPA 7470A	856966	EPA 7470A	856985
92731696004	**HAM-AP1-FB-02**	EPA 7470A	856966	EPA 7470A	856985
92731696005	**HAM-AP1-FD-01**	EPA 7470A	856966	EPA 7470A	856985
92731696006	**HAM-AP1-FD-02**	EPA 7470A	856966	EPA 7470A	856985
92731696007	**HAM-INW-03**	EPA 7470A	856966	EPA 7470A	856985
92731696008	**HAM-INW-04**	EPA 7470A	856966	EPA 7470A	856985
92731696009	**HAM-INW-05**	EPA 7470A	856966	EPA 7470A	856985
92731696010	**HAM-PT-07**	EPA 7470A	856966	EPA 7470A	856985
92731696011	**HAM-PT-08**	EPA 7470A	856966	EPA 7470A	856985
92731696012	**HAM-PT-09**	EPA 7470A	856966	EPA 7470A	856985

This report shall not be reproduced, except in full,
without the written consent of Pace Analytical Services, LLC.

Pace Analytical Services, LLC
9800 Kincey Ave. Suite 100
Huntersville, NC 28078
(704)875-9092

QUALITY CONTROL DATA CROSS REFERENCE TABLE

Project: Hammond AP-1
Pace Project No.: 92731696

Lab ID	Sample ID	QC Batch Method	QC Batch	Analytical Method	Analytical Batch
92731696013	**HAM-PT-10**	EPA 7470A	856966	EPA 7470A	856985
92731696014	**HAM-PT-11**	EPA 7470A	856966	EPA 7470A	856985
92731696015	**HAM-PT-12**	EPA 7470A	856966	EPA 7470A	856985
92731696016	**HAM-PT-13**	EPA 7470A	856966	EPA 7470A	856985
92731696017	**HAM-PT-14**	EPA 7470A	856966	EPA 7470A	856985
92731696018	**HAM-PT-15**	EPA 7470A	856966	EPA 7470A	856985
92731696001	**HAM-AP1-EB-01**	SM 2540C-2015	855801		
92731696002	**HAM-AP1-EB-02**	SM 2540C-2015	855801		
92731696003	**HAM-AP1-FB-01**	SM 2540C-2015	855801		
92731696004	**HAM-AP1-FB-02**	SM 2540C-2015	855801		
92731696005	**HAM-AP1-FD-01**	SM 2540C-2015	855801		
92731696006	**HAM-AP1-FD-02**	SM 2540C-2015	855801		
92731696007	**HAM-INW-03**	SM 2540C-2015	855801		
92731696008	**HAM-INW-04**	SM 2540C-2015	855801		
92731696009	**HAM-INW-05**	SM 2540C-2015	855801		
92731696010	**HAM-PT-07**	SM 2540C-2015	855801		
92731696011	**HAM-PT-08**	SM 2540C-2015	855801		
92731696012	**HAM-PT-09**	SM 2540C-2015	855801		
92731696013	**HAM-PT-10**	SM 2540C-2015	855801		
92731696014	**HAM-PT-11**	SM 2540C-2015	855801		
92731696015	**HAM-PT-12**	SM 2540C-2015	855801		
92731696016	**HAM-PT-13**	SM 2540C-2015	855801		
92731696017	**HAM-PT-14**	SM 2540C-2015	855801		
92731696018	**HAM-PT-15**	SM 2540C-2015	855801		
92731696001	**HAM-AP1-EB-01**	SM 2320B-2011	856180		
92731696002	**HAM-AP1-EB-02**	SM 2320B-2011	856180		
92731696003	**HAM-AP1-FB-01**	SM 2320B-2011	856180		
92731696004	**HAM-AP1-FB-02**	SM 2320B-2011	856180		
92731696005	**HAM-AP1-FD-01**	SM 2320B-2011	856180		
92731696006	**HAM-AP1-FD-02**	SM 2320B-2011	856180		
92731696007	**HAM-INW-03**	SM 2320B-2011	856180		
92731696008	**HAM-INW-04**	SM 2320B-2011	856180		
92731696009	**HAM-INW-05**	SM 2320B-2011	856180		
92731696010	**HAM-PT-07**	SM 2320B-2011	857348		
92731696011	**HAM-PT-08**	SM 2320B-2011	857348		
92731696012	**HAM-PT-09**	SM 2320B-2011	856180		
92731696013	**HAM-PT-10**	SM 2320B-2011	856180		
92731696014	**HAM-PT-11**	SM 2320B-2011	856180		
92731696015	**HAM-PT-12**	SM 2320B-2011	856180		
92731696016	**HAM-PT-13**	SM 2320B-2011	856180		
92731696017	**HAM-PT-14**	SM 2320B-2011	856180		
92731696018	**HAM-PT-15**	SM 2320B-2011	856180		
92731696001	**HAM-AP1-EB-01**	SM 4500-S2D-2011	856274		
92731696002	**HAM-AP1-EB-02**	SM 4500-S2D-2011	856275		
92731696003	**HAM-AP1-FB-01**	SM 4500-S2D-2011	856274		

This report shall not be reproduced, except in full,
without the written consent of Pace Analytical Services, LLC.

Pace Analytical Services, LLC
9800 Kincey Ave. Suite 100
Huntersville, NC 28078
(704)875-9092

QUALITY CONTROL DATA CROSS REFERENCE TABLE

Project: Hammond AP-1
Pace Project No.: 92731696

Lab ID	Sample ID	QC Batch Method	QC Batch	Analytical Method	Analytical Batch
92731696004	**HAM-AP1-FB-02**	SM 4500-S2D-2011	856274		
92731696005	**HAM-AP1-FD-01**	SM 4500-S2D-2011	856274		
92731696006	**HAM-AP1-FD-02**	SM 4500-S2D-2011	856274		
92731696007	**HAM-INW-03**	SM 4500-S2D-2011	855942		
92731696008	**HAM-INW-04**	SM 4500-S2D-2011	856274		
92731696009	**HAM-INW-05**	SM 4500-S2D-2011	856274		
92731696010	**HAM-PT-07**	SM 4500-S2D-2011	856274		
92731696011	**HAM-PT-08**	SM 4500-S2D-2011	856274		
92731696012	**HAM-PT-09**	SM 4500-S2D-2011	855942		
92731696013	**HAM-PT-10**	SM 4500-S2D-2011	856274		
92731696014	**HAM-PT-11**	SM 4500-S2D-2011	855942		
92731696015	**HAM-PT-12**	SM 4500-S2D-2011	855942		
92731696016	**HAM-PT-13**	SM 4500-S2D-2011	856274		
92731696017	**HAM-PT-14**	SM 4500-S2D-2011	856274		
92731696018	**HAM-PT-15**	SM 4500-S2D-2011	856274		
92731696001	**HAM-AP1-EB-01**	EPA 300.0 Rev 2.1 1993	855697		
92731696002	**HAM-AP1-EB-02**	EPA 300.0 Rev 2.1 1993	855697		
92731696003	**HAM-AP1-FB-01**	EPA 300.0 Rev 2.1 1993	860766		
92731696004	**HAM-AP1-FB-02**	EPA 300.0 Rev 2.1 1993	855697		
92731696005	**HAM-AP1-FD-01**	EPA 300.0 Rev 2.1 1993	860766		
92731696006	**HAM-AP1-FD-02**	EPA 300.0 Rev 2.1 1993	855697		
92731696007	**HAM-INW-03**	EPA 300.0 Rev 2.1 1993	855920		
92731696008	**HAM-INW-04**	EPA 300.0 Rev 2.1 1993	855920		
92731696009	**HAM-INW-05**	EPA 300.0 Rev 2.1 1993	855920		
92731696010	**HAM-PT-07**	EPA 300.0 Rev 2.1 1993	855920		
92731696011	**HAM-PT-08**	EPA 300.0 Rev 2.1 1993	856238		
92731696012	**HAM-PT-09**	EPA 300.0 Rev 2.1 1993	855920		
92731696013	**HAM-PT-10**	EPA 300.0 Rev 2.1 1993	855920		
92731696014	**HAM-PT-11**	EPA 300.0 Rev 2.1 1993	855920		
92731696015	**HAM-PT-12**	EPA 300.0 Rev 2.1 1993	855920		
92731696016	**HAM-PT-13**	EPA 300.0 Rev 2.1 1993	855920		
92731696017	**HAM-PT-14**	EPA 300.0 Rev 2.1 1993	855920		
92731696018	**HAM-PT-15**	EPA 300.0 Rev 2.1 1993	855920		

This report shall not be reproduced, except in full,
without the written consent of Pace Analytical Services, LLC.

DC#_Title: ENV-FRM-HUN1-0083 v03_Sample Condition Upon Receipt

Effective Date: 12/01/2023

Laboratory receiving samples:
Asheville ☐ Eden ☐ Greenwood ☐ Huntersville ☐ Raleigh ☐ Mechanicsville ☐ Atlanta ☑ Kernersville ☐

Sample Condition Upon Receipt

Client Name: GA Power

Project #

WO#: 92731696

92731696

Courier: ☐ Commercial ☐ Fed Ex ☐ UPS ☐ USPS ☐ Client ☑ Pace ☐ Other:

Custody Seal Present? ☑ Yes ☐ No Seals Intact? ☑ Yes ☐ No ☐ N/A

Date/Initials Person Examining Contents: 3/17/24 JC

Packing Material: ☑ Bubble Wrap ☐ Bubble Bags ☐ None ☐ Other

Biological Tissue Frozen? ☐ Yes ☐ No ☑ N/A

Thermometer: ☑ IR Gun ID: 734

Type of Ice: ☑ Wet ☐ Blue ☐ None

Cooler Temp: 3.1

Correction Factor: Add/Subtract (°C) 0.0

Temp should be above freezing to 6°C
☐ Samples out of temp criteria. Samples on ice, cooling process has begun

Cooler Temp Corrected (°C): 3.1

USDA Regulated Soil (☐ N/A, water sample)
Did samples originate in a quarantine zone within the United States: CA, NY, or SC (check maps)? ☐ Yes ☐ No

Did samples originate from a foreign source (internationally, including Hawaii and Puerto Rico)? ☐ Yes ☐ No

				Comments/Discrepancy:
Chain of Custody Present?	☑ Yes	☐ No	☐ N/A	1.
Samples Arrived within Hold Time?	☑ Yes	☐ No	☐ N/A	2.
Short Hold Time Analysis (<72 hr.)?	☐ Yes	☑ No	☐ N/A	3.
Rush Turn Around Time Requested?	☐ Yes	☑ No	☐ N/A	4.
Sufficient Volume?	☑ Yes	☐ No	☐ N/A	5.
Correct Containers Used?	☑ Yes	☐ No	☐ N/A	6.
-Pace Containers Used?	☑ Yes	☐ No	☐ N/A	
Containers Intact?	☑ Yes	☐ No	☐ N/A	7.
Dissolved analysis: Samples Field Filtered?	☐ Yes	☐ No	☑ N/A	8.
Sample Labels Match COC?	☑ Yes	☐ No	☐ N/A	9.
-Includes Date/Time/ID/Analysis Matrix: W				
Headspace in VOA Vials (>5-6mm)?	☐ Yes	☐ No	☑ N/A	10.
Trip Blank Present?	☐ Yes	☐ No	☑ N/A	11.
Trip Blank Custody Seals Present?	☐ Yes	☐ No	☑ N/A	

Field Data Required? ☐ Yes ☐ No

COMMENTS/SAMPLE DISCREPANCY

Lot ID of split containers:

CLIENT NOTIFICATION/RESOLUTION

Person contacted: Date/Time:

Project Manager SCURF Review: Date:

Project Manager SRF Review: Date:

Qualtrax ID: 69614

DC#_Title: ENV-FRM-HUN1-0083 v03_Sample Condition Upon Receipt

Effective Date: 12/01/2023

*Check mark top half of box if pH and/or dechlorination is verified and within the acceptance range for preservation samples.
Exceptions: VOA, Coliform, TOC, Oil and Grease, DRO/8015 (water) DOC, LLHg

**Bottom half of box is to list number of bottles

***Check all unpreserved Nitrates for chlorine

Project #

Item #	BP4U-125 mL Plastic Unpreserved (N/A) (Cl-)	BP3U-250 mL Plastic Unpreserved (N/A)	BP2U-500 mL Plastic Unpreserved (N/A)	BP1U-1 liter Plastic Unpreserved (N/A)	BP4S-125 mL Plastic H2SO4 (pH < 2) (Cl-)	BP3N-250 mL plastic HNO3 (pH < 2)	BP4Z-125 mL Plastic ZN Acetate & NaOH (>9)	BP4B-125 mL Plastic NaOH (pH > 12) (Cl-)	WGFU-Wide-mouthed Glass jar Unpreserved	AG1U-1 liter Amber Unpreserved (N/A) (Cl-)	AG1H-1 liter Amber HCl (pH < 2)	AG3U-250 mL Amber Unpreserved (N/A) (Cl-)	AG1S-1 liter Amber H2SO4 (pH < 2)	AG3S-250 mL Amber H2SO4 (pH < 2)	DG9A-40 mL Amber NH4Cl (N/A)(Cl-)	DG9H-40 mL VOA HCl (N/A)	VG9T-40 mL VOA Na2S2O3 (N/A)	VG9U-40 mL VOA Unpreserved (N/A)	DG9W-40 mL VOA H3PO4 (N/A)	K3EDTA-50 mL Plastic Unpreserved (N/A)	V/DK (3 vials per Mtl)-VPH/Gas kit (N/A)	SP5T-125 mL Sterile Plastic (N/A – lab)	SP2T-250 mL Sterile Plastic (N/A – lab)		BP3R-250 mL Plastic (NH2)2SO4 (9.3–9.7)	AG0U-100 mL Amber Unpreserved (N/A) (Cl-)	VSGU-20 mL Scintillation vials (N/A)	DG0U-40 mL Amber Unpreserved vials (N/A)
1		2	1			1	1																					
2		2	1			1	1																					
3		2	1			1	1																					
4		2	1			1	1																					
5		2	1			1	1																					
6		2	1			1	1																					
7																												
8																												
9																												
10																												
11																												
12																												

pH Adjustment Log for Preserved Samples

Sample ID	Type of Preservative	pH upon receipt	Date preservation adjusted	Time preservation adjusted	Amount of Preservative added	Lot #

Note: Whenever there is a discrepancy affecting North Carolina compliance samples, a copy of this form will be sent to the North Carolina DENR Certification Office (i.e. Out of hold, incorrect preservative, out of temp, incorrect containers.

Pace Analytical
www.pacelabs.com

CHAIN-OF-CUSTODY / Analytical Request Document

The Chain-of-Custody is a LEGAL DOCUMENT. All relevant fields must be completed accurately.

Page: 1 of 1

Section A Required Client Information		Section B Required Project Information		Section C Invoice Information	
Company:	GA Power	Report To:	SCS Contacts	Attention:	Southern Co
Address:	Atlanta, GA	Copy To:	Geosyntec Contacts	Company Name:	
				Address:	
Email To:	SCS Contacts	Purchase Order No:	GPC82474-0001	Pace Quote Reference:	
Phone:	Fax:	Project Name:	Hammond AP-1	Pace Project Manager:	Bonnie Varig
Requested Due Date/TAT:	5 day	Project Number:		Pace Profile #:	10809

REGULATORY AGENCY

☐ NPDES ☐ GROUND WATER ☐ DRINKING WATER
☐ UST ☐ RCRA ☒ OTHER CCR

Site Location STATE: GA

Section D Required Client Information

Valid Matrix Codes

MATRIX	CODE
DRINKING WATER	DW
WATER	WT
WASTE WATER	WW
PRODUCT	P
SOIL/SOLID	SL
OIL	OL
WIPE	WP
AIR	AR
TISSUE	TS
OTHER	OT

SAMPLE ID
(A-Z, 0-9 / ,-)
Sample IDs MUST BE UNIQUE

ITEM #	SAMPLE ID	MATRIX CODE (see valid codes to left)	SAMPLE TYPE (G=GRAB C=COMP)	COLLECTED Composite Date	Composite Time	Composite End Date	Composite End Time	SAMPLE TEMP AT COLLECTION	# OF CONTAINERS	Unpreserved	H_2SO_4	HNO_3	HCl	NaOH	$Na_2S_2O_3$	Methanol	Other	Analysis Test	Chloride, Fluoride, Sulfate	6-3 App III and IV metals	Major ions (Profile 10809-2)	DS								Residual Chlorine (Y/N)	Pace Project No./ Lab I.D.
																		Requested Analysis Filtered (Y/N)	N	N	N	N									
1	HAM-AP1-EB-01	WQ	G	5/15/2024	1600				19	5	3		1					1	X	X	X	X									N	
2	HAM-AP1-EB-02	WQ	G	5/15/2024	1626				19	5	3		1					1	X	X	X	X									N	
3	HAM-AP1-FB-01	WQ	G	5/15/2024	1536				19	5	3		1					1	X	X	X	X									N	
4	HAM-AP1-FB-02	WQ	G	5/15/2024	1719				19	5	3		1					1	X	X	X	X									N	
5	HAM-AP1-FD-01	WQ	G	5/15/2024	2000				19	5	3		1					1	X	X	X	X									N	
6	HAM-AP1-FD-02	WQ	G	5/15/2024	0000	AS 5/15/2024			19	5	3		1					1	X	X	X	X									N	
7																																
8						AS 5/15/2024																										
9																																
10																																
11																																
12																																

ADDITIONAL COMMENTS	RELINQUISHED BY / AFFILIATION	DATE	TIME	ACCEPTED BY / AFFILIATION	DATE	TIME	SAMPLE CONDITIONS
Task Code: HAM-CCR-CA-20240516	Anthony Szwast / Geosyntec	5-17-24	1255	Ryan Williams / Pace	5/17/24	1265	
	Ryan Williams / Pace	5/17/24	1450	[illegible]	5/17	1430	

SAMPLER NAME AND SIGNATURE			Temp in °C	Received on Ice (Y/N)	Custody Sealed Cooler (Y/N)	Samples Intact (Y/N)
PRINT Name of SAMPLER:	Anthony Szwast, Jamie Newsome / Geosyntec Consultants, Inc.					
SIGNATURE of SAMPLER:	[signature]	DATE Signed (MM/DD/YY): 05/16/24				

*Important Note: By signing this form you are accepting Pace's NET 30 day payment terms and agreeing to late charges of 1.5% per month for any invoices not paid within 30 days.

F-ALL-Q-020rev.07, 15-Feb-2007

Pace Analytical

CHAIN-OF-CUSTODY / Analytical Request Document

The Chain-of-Custody is a LEGAL DOCUMENT. All relevant fields must be completed accurately.

Page 1 of 1

Section A Required Client Information:

Company:	GA Power
Address:	Atlanta, GA
Email To:	SCS Contacts
Phone:	Fax:
Requested Due Date/TAT:	4-day

Section B Required Project Information:

Report To:	SCS Contacts
Copy To:	Geosyntec Contacts
Purchase Order No.:	GPC62474-0007
Project Name:	Hammond AP-1
Project Number:	

Section C Invoice Information:

Attention:	Southern Co.
Company Name:	
Address:	
Pace Quote Reference:	
Pace Project Manager:	Bonnie Wang
Pace Profile #:	10839

REGULATORY AGENCY

☐ NPDES ☐ GROUND WATER ☐ DRINKING WATER
☐ UST ☐ RCRA ☒ OTHER

Site Location STATE: GA

Section D Required Client Information

Valid Matrix Codes: MATRIX CODE — DRINKING WATER: DW; WATER: WT; WASTE WATER: WW; PRODUCT: P; SOIL/SOLID: SL; OIL: OL; WIPE: WP; AIR: AIR; TISSUE: TS; OTHER: OT

SAMPLE ID (A-Z, 0-9 / -) Sample IDs MUST BE UNIQUE

ITEM #	SAMPLE ID	MATRIX CODE (see valid codes to left)	SAMPLE TYPE (G=GRAB C=COMP)	COLLECTED COMPOSITE START DATE	COMPOSITE START TIME	COMPOSITE END DATE	COMPOSITE END TIME	SAMPLE TEMP AT COLLECTION	# OF CONTAINERS	Unpreserved	H_2SO_4	HNO_3	HCl	NaOH	$Na_2S_2O_3$	Methanol	Other	Analysis Test	Chloride, Fluoride, Sulfate	Total Alk, Ca and Mg Hardness	Alkalinity (Profile 10839-7)	TDS	Residual Chlorine (Y/N)	Pace Project No./ Lab I.D.
																		Requested Analysis Filtered (Y/N)	N	N	N	N		
1	HAM-INW-03	WG	G	5/14/2024	1408			19	5	3		1					1		X	X	X	X	N	
2	HAM-INW-04	WG	G	5/15/2024	1420			20	5	3		1					1		X	X	X	X	N	
3	HAM-INW-05	WG	G	5/15/2024	1118			19	5	3		1					1		X	X	X	X	N	
4	HAM-PT-07	WG	G	5/16/2024	1216			19	5	3		1					1		X	X	X	X	N	
5	HAM-PT-08	WG	G	5/16/2024	1037			19	5	3		1					1		X	X	X	X	N	
6	HAM-PT-09	WG	G	5/14/2024	1040			18	5	3		1					1		X	X	X	X	N	
7	HAM-PT-10	WG	G	5/15/2024	1102			20	5	3		1					1		X	X	X	X	N	
8	HAM-PT-11	WG	G	5/14/2024	1326			18	5	3		1					1		X	X	X	X	N	
9	HAM-PT-12	WG	G	5/14/2024	1206			18	5	3		1					1		X	X	X	X	N	
10	HAM-PT-13	WG	G	5/15/2024	1845			19	5	3		1					1		X	X	X	X	N	
11	HAM-PT-14	WG	G	5/15/2024	1827	AS 5/16/2024		19	5	3		1					1		X	X	X	X	N	
12	HAM-PT-15	WG	G	5/15/2024	1610			20	5	3		1					1		X	X	X	X	N	

ADDITIONAL COMMENTS	RELINQUISHED BY / AFFILIATION	DATE	TIME	ACCEPTED BY / AFFILIATION	DATE	TIME	SAMPLE CONDITIONS
Task Code: HAM-CCR-CA-2024-016	Anthony Szwast / Geosyntec	5-17-24	1255	Ryan Williams / Pace	5/17/24	1255	
	Ryan Williams / Pace	5/17/24	1420	[illegible]	5/17	[illegible]	

SAMPLER NAME AND SIGNATURE

PRINT Name of SAMPLER: Anthony Szwast, Jamie Newsome / Geosyntec Consultants, Inc.

SIGNATURE of SAMPLER: [signature] DATE Signed (MM/DD/YY): 05/16/24

Temp in °C | Received on Ice (Y/N) | Custody Sealed Cooler (Y/N) | Samples Intact (Y/N)

*Important Note: By signing this form you are accepting Pace's NET 30 day payment terms and agreeing to late charges of 1.5% per month on any invoices not paid within 30 days.

Pace

DC#_Title: ENV-FRM-HUN1-0083 v03_Sample Condition Upon Receipt

Effective Date: 12/01/2023

Laboratory receiving samples:
Asheville ☐ Eden ☐ Greenwood ☐ Huntersville ☐ Raleigh ☐ Mechanicsville ☐ Atlanta ☑ Kernersville ☐

Sample Condition Upon Receipt

Client Name: GA power

Project #:

Courier: ☐ Commercial ☐ Fed Ex ☑ Pace ☐ UPS ☐ USPS ☐ Other: ☐ Client

Custody Seal Present? ☑ Yes ☐ No Seals Intact? ☑ Yes ☐ No ☐ N/A

Date/Initials Person Examining Contents: 5/17/24 SMC

Packing Material: ☑ Bubble Wrap ☐ Bubble Bags ☐ None ☐ Other

Biological Tissue Frozen? ☐ Yes ☐ No ☑ N/A

Thermometer: ☑ IR Gun ID: 73U

Type of Ice: ☑ Wet ☐ Blue ☐ None

Cooler Temp: 3.1

Correction Factor: Add/Subtract (°C) 0.6

Temp should be above freezing to 6°C
☐ Samples out of temp criteria. Samples on ice, cooling process has begun

Cooler Temp Corrected (°C): 3.1

USDA Regulated Soil (☐ N/A, water sample)
Did samples originate in a quarantine zone within the United States: CA, NY, or SC (check maps)? ☐ Yes ☐ No

Did samples originate from a foreign source (internationally, including Hawaii and Puerto Rico)? ☐ Yes ☐ No

				Comments/Discrepancy:
Chain of Custody Present?	☑ Yes	☐ No	☐ N/A	1.
Samples Arrived within Hold Time?	☑ Yes	☐ No	☐ N/A	2.
Short Hold Time Analysis (<72 hr.)?	☐ Yes	☑ No	☐ N/A	3.
Rush Turn Around Time Requested?	☐ Yes	☑ No	☐ N/A	4.
Sufficient Volume?	☑ Yes	☐ No	☐ N/A	5.
Correct Containers Used?	☑ Yes	☐ No	☐ N/A	6.
-Pace Containers Used?	☑ Yes	☐ No	☐ N/A	
Containers Intact?	☑ Yes	☐ No	☐ N/A	7.
Dissolved analysis: Samples Field Filtered?	☐ Yes	☐ No	☑ N/A	8.
Sample Labels Match COC?	☑ Yes	☐ No	☐ N/A	9.
-Includes Date/Time/ID/Analysis Matrix: WL				
Headspace in VOA Vials (>5-6mm)?	☐ Yes	☐ No	☑ N/A	10.
Trip Blank Present?	☐ Yes	☐ No	☑ N/A	11.
Trip Blank Custody Seals Present?	☐ Yes	☐ No	☑ N/A	

Field Data Required? ☐ Yes ☐ No

COMMENTS/SAMPLE DISCREPANCY

Lot ID of split containers:

CLIENT NOTIFICATION/RESOLUTION

Person contacted: Date/Time:

Project Manager SCURF Review: Date:

Project Manager SRF Review: Date:

Qualtrax ID: 69614

DC#_Title: ENV-FRM-HUN1-0083 v03_Sample Condition Upon Receipt

Effective Date: 12/01/2023

*Check mark top half of box if pH and/or dechlorination is verified and within the acceptance range for preservation samples.

Exceptions: VOA, Coliform, TOC, Oil and Grease, DRO/8015 (water) DOC, LLHg

**Bottom half of box is to list number of bottles

***Check all unpreserved Nitrates for chlorine

Project #

Item #	BP4U-125 mL Plastic Unpreserved (N/A) (Cl-)	BP3U-250 mL Plastic Unpreserved (N/A)	BP2U-500 mL Plastic Unpreserved (N/A)	BP1U-1 liter Plastic Unpreserved (N/A)	BP4S-125 mL Plastic H2SO4 (pH < 2) (Cl-)	BP3N-250 mL plastic HNO3 (pH < 2)	BP4Z-125 mL Plastic Zn Acetate & NaOH (>9)	BP4B-125 mL Plastic NaOH (pH > 12) (Cl-)	WGFU-Wide-mouthed Glass jar Unpreserved	AG1U-1 liter Amber Unpreserved (N/A) (Cl-)	AG1H-1 liter Amber HCl (pH < 2)	AG3U-250 mL Amber Unpreserved (N/A) (Cl-)	AG1S-1 liter Amber H2SO4 (pH < 2)	AG3S-250 mL Amber H2SO4 (pH < 2)	DG9H-40 mL Amber NH4Cl (N/A)(Cl-)	DG9H-40 mL VOA HCl (N/A)	VG9T-40 mL VOA Na2S2O3 (N/A)	VG9U-40 mL VOA Unpreserved (N/A)	DG9W-40 mL VOA H3PO4 (N/A)	KP7U-50 mL Plastic Unpreserved (N/A)	V/GK (3 vials per kit)-VPH/Gas kit (N/A)	SPST-125 mL Sterile Plastic (N/A – lab)	SP2T-250 mL Sterile Plastic (N/A – lab)		BP3B-250 mL Plastic (NH2)2SO4 (9.3-9.7)	AG0U-100 mL Amber Unpreserved (N/A) (Cl-)	VSGU-20 mL Scintillation vials (N/A)	DG9U-40 mL Amber Unpreserved vials (N/A)
1		2	1			1	1																					
2		2	1			1	1																					
3		2	1			1	1																					
4		2	1			1	1																					
5		2	1			1	1																					
6		2	1			1	1																					
7		2	1			1	1																					
8		2	1			1	1																					
9		2	1			1	1																					
10		2	1			1	1																					
11		2	1			1	1																					
12		2	1			1	1																					

pH Adjustment Log for Preserved Samples

Sample ID	Type of Preservative	pH upon receipt	Date preservation adjusted	Time preservation adjusted	Amount of Preservative added	Lot #

Note: Whenever there is a discrepancy affecting North Carolina compliance samples, a copy of this form will be sent to the North Carolina DENR Certification Office (i.e. Out of hold, incorrect preservative, out of temp, incorrect containers.

Dualtrax ID: 69614

Pace Analytical Services, LLC
9800 Kincey Ave. Suite 100
Huntersville, NC 28078
(704)875-9092

June 17, 2024

Kristen Jurinko
Southern Company
241 Ralph McGill Blvd NE
Bin 10160
Atlanta, GA 30308

RE: Project: Hammond AP-1
Pace Project No.: 92733822

Dear Kristen Jurinko:

Enclosed are the analytical results for sample(s) received by the laboratory on May 31, 2024. The results relate only to the samples included in this report. Results reported herein conform to the applicable TNI/NELAC Standards and the laboratory's Quality Manual, where applicable, unless otherwise noted in the body of the report.

The test results provided in this final report were generated by each of the following laboratories within the Pace Network:

- Pace Analytical Services - Asheville
- Pace Analytical Services - Peachtree Corners, GA

Revision 1: EB/FB/FD sample ID's amended.

If you have any questions concerning this report, please feel free to contact me.

Sincerely,

Bonnie Vang

Bonnie Vang
bonnie.vang@pacelabs.com
704-977-0968
Project Manager

Enclosures

cc: Kip Gray, Geosyntec
Christine Hug, Geosyntec Consultants, Inc.
Thomas Kessler, Geosyntec Consultants
Whitney Law, Geosyntec Consultants
Laura Midkiff, Southern Company
Caroline Nelson, Geosyntec Consultants, Inc
Anthony Szwast, Geosyntec Consultants

REPORT OF LABORATORY ANALYSIS

This report shall not be reproduced, except in full,
without the written consent of Pace Analytical Services, LLC.

Pace Analytical Services, LLC
9800 Kincey Ave. Suite 100
Huntersville, NC 28078
(704)875-9092

CERTIFICATIONS

Project:	Hammond AP-1
Pace Project No.:	92733822

Pace Analytical Services Asheville

2225 Riverside Drive, Asheville, NC 28804
Florida/NELAP Certification #: E87648
North Carolina Drinking Water Certification #: 37712
North Carolina Wastewater Certification #: 40
South Carolina Laboratory ID: 99030
South Carolina Certification #: 99030001
Virginia/VELAP Certification #: 460222

Pace Analytical Services Peachtree Corners

110 Technology Pkwy, Peachtree Corners, GA 30092
Florida DOH Certification #: E87315
Georgia DW Inorganics Certification #: 812
North Carolina Certification #: 381
South Carolina Certification #: 98011001
Virginia Certification #: 460204

This report shall not be reproduced, except in full,
without the written consent of Pace Analytical Services, LLC.

Pace Analytical Services, LLC
9800 Kincey Ave. Suite 100
Huntersville, NC 28078
(704)875-9092

SAMPLE SUMMARY

Project: Hammond AP-1
Pace Project No.: 92733822

Lab ID	Sample ID	Matrix	Date Collected	Date Received
92733822001	**HAM-INW-03**	Water	05/29/24 14:14	05/31/24 12:05
92733822002	**HAM-PT-09**	Water	05/30/24 11:52	05/31/24 12:05
92733822003	**HAM-PT-10**	Water	05/30/24 14:40	05/31/24 12:05
92733822004	**HAM-PT-11**	Water	05/29/24 16:43	05/31/24 12:05
92733822005	**HAM-PT-12**	Water	05/29/24 12:08	05/31/24 12:05
92733822006	**HAM-AP1-EB-01**	Water	05/30/24 16:59	05/31/24 12:05
92733822007	**HAM-AP1-FB-01**	Water	05/30/24 16:52	05/31/24 12:05
92733822008	**HAM-AP1-FD-01**	Water	05/30/24 00:00	05/31/24 12:05

This report shall not be reproduced, except in full,
without the written consent of Pace Analytical Services, LLC.

Pace Analytical Services, LLC
9800 Kincey Ave. Suite 100
Huntersville, NC 28078
(704)875-9092

SAMPLE ANALYTE COUNT

Project: Hammond AP-1
Pace Project No.: 92733822

Lab ID	Sample ID	Method	Analysts	Analytes Reported
92733822001	**HAM-INW-03**	EPA 6010D	AJM	6
		EPA 6020B	MT1	13
		EPA 7470A	VB	1
		SM 2540C-2015	DL1	1
		SM 2320B-2011	SMS	3
		SM 4500-S2D-2011	JP1	1
		EPA 300.0 Rev 2.1 1993	JCM	3
92733822002	**HAM-PT-09**	EPA 6010D	AJM	6
		EPA 6020B	MT1	13
		EPA 7470A	VB	1
		SM 2540C-2015	DL1	1
		SM 2320B-2011	SMS	3
		SM 4500-S2D-2011	JP1	1
		EPA 300.0 Rev 2.1 1993	JCM	3
92733822003	**HAM-PT-10**	EPA 6010D	AJM	6
		EPA 6020B	MT1	13
		EPA 7470A	VB	1
		SM 2540C-2015	DL1	1
		SM 2320B-2011	SMS	3
		SM 4500-S2D-2011	JP1	1
		EPA 300.0 Rev 2.1 1993	JCM	3
92733822004	**HAM-PT-11**	EPA 6010D	AJM	6
		EPA 6020B	MT1	13
		EPA 7470A	VB	1
		SM 2540C-2015	DL1	1
		SM 2320B-2011	SMS	3
		SM 4500-S2D-2011	JP1	1
		EPA 300.0 Rev 2.1 1993	JCM	3
92733822005	**HAM-PT-12**	EPA 6010D	AJM	6
		EPA 6020B	MT1	13
		EPA 7470A	VB	1
		SM 2540C-2015	DL1	1
		SM 2320B-2011	SMS	3
		SM 4500-S2D-2011	JP1	1
		EPA 300.0 Rev 2.1 1993	JCM	3
92733822006	**HAM-AP1-EB-01**	EPA 6010D	AJM	6
		EPA 6020B	MT1	13

This report shall not be reproduced, except in full,
without the written consent of Pace Analytical Services, LLC.

Pace Analytical Services, LLC
9800 Kincey Ave. Suite 100
Huntersville, NC 28078
(704)875-9092

SAMPLE ANALYTE COUNT

Project: Hammond AP-1
Pace Project No.: 92733822

Lab ID	Sample ID	Method	Analysts	Analytes Reported
		EPA 7470A	VB	1
		SM 2540C-2015	DL1	1
		SM 2320B-2011	SMS	3
		SM 4500-S2D-2011	JP1	1
		EPA 300.0 Rev 2.1 1993	JCM	3
92733822007	**HAM-AP1-FB-01**	EPA 6010D	AJM	6
		EPA 6020B	MT1	13
		EPA 7470A	VB	1
		SM 2540C-2015	DL1	1
		SM 2320B-2011	SMS	3
		SM 4500-S2D-2011	JP1	1
		EPA 300.0 Rev 2.1 1993	JCM	3
92733822008	**HAM-AP1-FD-01**	EPA 6010D	AJM	6
		EPA 6020B	MT1	13
		EPA 7470A	VB	1
		SM 2540C-2015	DL1	1
		SM 2320B-2011	SMS	3
		SM 4500-S2D-2011	JP1	1
		EPA 300.0 Rev 2.1 1993	JCM	3

PASI-A = Pace Analytical Services - Asheville
PASI-GA = Pace Analytical Services - Peachtree Corners, GA

This report shall not be reproduced, except in full,
without the written consent of Pace Analytical Services, LLC.

Pace Analytical Services, LLC
9800 Kincey Ave. Suite 100
Huntersville, NC 28078
(704)875-9092

SUMMARY OF DETECTION

Project: Hammond AP-1
Pace Project No.: 92733822

Lab Sample ID Method	Client Sample ID Parameters	Result	Units	Report Limit	Analyzed	Qualifiers
92733822001	**HAM-INW-03**					
EPA 6010D	Iron	0.14	mg/L	0.040	06/03/24 20:27	
EPA 6010D	Manganese	1.2	mg/L	0.040	06/03/24 20:27	
EPA 6010D	Potassium	6.1	mg/L	0.50	06/03/24 20:27	
EPA 6010D	Sodium	11.1	mg/L	1.0	06/03/24 20:27	
EPA 6010D	Calcium	144	mg/L	1.0	06/03/24 20:27	
EPA 6010D	Magnesium	16.5	mg/L	0.050	06/03/24 20:27	
EPA 6020B	Arsenic	0.0022J	mg/L	0.0050	06/04/24 16:51	
EPA 6020B	Barium	0.12	mg/L	0.0050	06/04/24 16:51	
EPA 6020B	Boron	1.5	mg/L	0.040	06/04/24 16:51	
EPA 6020B	Cobalt	0.00087J	mg/L	0.0050	06/04/24 16:51	
EPA 6020B	Lithium	0.0048J	mg/L	0.030	06/04/24 16:51	
EPA 6020B	Molybdenum	0.060	mg/L	0.010	06/04/24 16:51	
EPA 6020B	Selenium	0.0016J	mg/L	0.0050	06/04/24 16:51	
SM 2540C-2015	Total Dissolved Solids	610	mg/L	25.0	06/03/24 12:08	
SM 2320B-2011	Alkalinity,Bicarbonate (CaCO3)	176	mg/L	5.0	06/05/24 17:10	
SM 2320B-2011	Alkalinity, Total as CaCO3	176	mg/L	5.0	06/05/24 17:10	
EPA 300.0 Rev 2.1 1993	Chloride	61.6	mg/L	1.0	06/01/24 22:59	
EPA 300.0 Rev 2.1 1993	Fluoride	0.13	mg/L	0.10	06/01/24 22:59	
EPA 300.0 Rev 2.1 1993	Sulfate	187	mg/L	4.0	06/02/24 04:57	
92733822002	**HAM-PT-09**					
EPA 6010D	Iron	0.24	mg/L	0.040	06/03/24 20:31	
EPA 6010D	Manganese	0.28	mg/L	0.040	06/03/24 20:31	
EPA 6010D	Potassium	6.2	mg/L	0.50	06/03/24 20:31	
EPA 6010D	Sodium	11.5	mg/L	1.0	06/03/24 20:31	
EPA 6010D	Calcium	94.9	mg/L	1.0	06/03/24 20:31	
EPA 6010D	Magnesium	19.9	mg/L	0.050	06/03/24 20:31	
EPA 6020B	Arsenic	0.0022J	mg/L	0.0050	06/04/24 16:55	
EPA 6020B	Barium	0.062	mg/L	0.0050	06/04/24 16:55	
EPA 6020B	Boron	1.5	mg/L	0.040	06/04/24 16:55	
EPA 6020B	Cadmium	0.00010J	mg/L	0.00050	06/04/24 16:55	
EPA 6020B	Cobalt	0.0010J	mg/L	0.0050	06/04/24 16:55	
EPA 6020B	Molybdenum	0.24	mg/L	0.010	06/04/24 16:55	
SM 2540C-2015	Total Dissolved Solids	532	mg/L	25.0	06/03/24 12:09	
SM 2320B-2011	Alkalinity,Bicarbonate (CaCO3)	138	mg/L	5.0	06/07/24 15:22	
SM 2320B-2011	Alkalinity, Total as CaCO3	138	mg/L	5.0	06/07/24 15:22	
EPA 300.0 Rev 2.1 1993	Chloride	52.4	mg/L	1.0	06/01/24 23:14	
EPA 300.0 Rev 2.1 1993	Fluoride	0.33	mg/L	0.10	06/01/24 23:14	
EPA 300.0 Rev 2.1 1993	Sulfate	133	mg/L	3.0	06/02/24 05:41	
92733822003	**HAM-PT-10**					
EPA 6010D	Iron	0.21	mg/L	0.040	06/03/24 20:35	
EPA 6010D	Manganese	0.52	mg/L	0.040	06/03/24 20:35	
EPA 6010D	Potassium	6.6	mg/L	0.50	06/03/24 20:35	
EPA 6010D	Sodium	9.5	mg/L	1.0	06/03/24 20:35	
EPA 6010D	Calcium	95.9	mg/L	1.0	06/03/24 20:35	
EPA 6010D	Magnesium	13.1	mg/L	0.050	06/03/24 20:35	
EPA 6020B	Arsenic	0.0018J	mg/L	0.0050	06/04/24 16:59	

This report shall not be reproduced, except in full,
without the written consent of Pace Analytical Services, LLC.

Pace Analytical Services, LLC
9800 Kincey Ave. Suite 100
Huntersville, NC 28078
(704)875-9092

SUMMARY OF DETECTION

Project: Hammond AP-1
Pace Project No.: 92733822

Lab Sample ID Method	Client Sample ID Parameters	Result	Units	Report Limit	Analyzed	Qualifiers
92733822003	**HAM-PT-10**					
EPA 6020B	Barium	0.052	mg/L	0.0050	06/04/24 16:59	
EPA 6020B	Boron	1.4	mg/L	0.040	06/04/24 16:59	
EPA 6020B	Cobalt	0.0014J	mg/L	0.0050	06/04/24 16:59	
EPA 6020B	Molybdenum	0.053	mg/L	0.010	06/04/24 16:59	
SM 2540C-2015	Total Dissolved Solids	495	mg/L	25.0	06/03/24 12:10	
SM 2320B-2011	Alkalinity,Bicarbonate (CaCO3)	116	mg/L	5.0	06/07/24 15:31	
SM 2320B-2011	Alkalinity, Total as CaCO3	116	mg/L	5.0	06/07/24 15:31	
EPA 300.0 Rev 2.1 1993	Chloride	53.0	mg/L	1.0	06/01/24 23:57	
EPA 300.0 Rev 2.1 1993	Fluoride	0.17	mg/L	0.10	06/01/24 23:57	
EPA 300.0 Rev 2.1 1993	Sulfate	124	mg/L	3.0	06/02/24 05:55	
92733822004	**HAM-PT-11**					
EPA 6010D	Iron	0.10	mg/L	0.040	06/03/24 20:39	
EPA 6010D	Manganese	0.27	mg/L	0.040	06/03/24 20:39	
EPA 6010D	Potassium	6.5	mg/L	0.50	06/03/24 20:39	
EPA 6010D	Sodium	9.2	mg/L	1.0	06/03/24 20:39	
EPA 6010D	Calcium	95.7	mg/L	1.0	06/03/24 20:39	
EPA 6010D	Magnesium	16.7	mg/L	0.050	06/03/24 20:39	
EPA 6020B	Arsenic	0.0021J	mg/L	0.0050	06/04/24 17:03	
EPA 6020B	Barium	0.072	mg/L	0.0050	06/04/24 17:03	
EPA 6020B	Boron	1.4	mg/L	0.040	06/04/24 17:03	
EPA 6020B	Cadmium	0.00013J	mg/L	0.00050	06/04/24 17:03	
EPA 6020B	Cobalt	0.0013J	mg/L	0.0050	06/04/24 17:03	
EPA 6020B	Molybdenum	0.17	mg/L	0.010	06/04/24 17:03	
SM 2540C-2015	Total Dissolved Solids	474	mg/L	25.0	06/03/24 12:08	
SM 2320B-2011	Alkalinity,Bicarbonate (CaCO3)	143	mg/L	5.0	06/05/24 17:35	
SM 2320B-2011	Alkalinity, Total as CaCO3	143	mg/L	5.0	06/05/24 17:35	
EPA 300.0 Rev 2.1 1993	Chloride	39.4	mg/L	1.0	06/02/24 00:11	
EPA 300.0 Rev 2.1 1993	Fluoride	0.31	mg/L	0.10	06/02/24 00:11	
EPA 300.0 Rev 2.1 1993	Sulfate	118	mg/L	3.0	06/02/24 06:09	
92733822005	**HAM-PT-12**					
EPA 6010D	Iron	0.032J	mg/L	0.040	06/03/24 20:43	
EPA 6010D	Manganese	0.75	mg/L	0.040	06/03/24 20:43	
EPA 6010D	Potassium	5.7	mg/L	0.50	06/03/24 20:43	
EPA 6010D	Sodium	9.6	mg/L	1.0	06/03/24 20:43	
EPA 6010D	Calcium	91.0	mg/L	1.0	06/03/24 20:43	
EPA 6010D	Magnesium	18.6	mg/L	0.050	06/03/24 20:43	
EPA 6020B	Arsenic	0.0026J	mg/L	0.0050	06/04/24 17:07	
EPA 6020B	Barium	0.069	mg/L	0.0050	06/04/24 17:07	
EPA 6020B	Boron	1.5	mg/L	0.040	06/04/24 17:07	
EPA 6020B	Cadmium	0.00011J	mg/L	0.00050	06/04/24 17:07	
EPA 6020B	Cobalt	0.0021J	mg/L	0.0050	06/04/24 17:07	
EPA 6020B	Molybdenum	0.22	mg/L	0.010	06/04/24 17:07	
EPA 6020B	Selenium	0.0015J	mg/L	0.0050	06/04/24 17:07	
SM 2540C-2015	Total Dissolved Solids	488	mg/L	25.0	06/03/24 12:08	
SM 2320B-2011	Alkalinity,Bicarbonate (CaCO3)	136	mg/L	5.0	06/07/24 13:55	
SM 2320B-2011	Alkalinity, Total as CaCO3	136	mg/L	5.0	06/07/24 13:55	

This report shall not be reproduced, except in full,
without the written consent of Pace Analytical Services, LLC.

Pace Analytical Services, LLC
9800 Kincey Ave. Suite 100
Huntersville, NC 28078
(704)875-9092

SUMMARY OF DETECTION

Project: Hammond AP-1
Pace Project No.: 92733822

Lab Sample ID Method	Client Sample ID Parameters	Result	Units	Report Limit	Analyzed	Qualifiers
92733822005	**HAM-PT-12**					
EPA 300.0 Rev 2.1 1993	Chloride	48.0	mg/L	1.0	06/03/24 00:51	
EPA 300.0 Rev 2.1 1993	Fluoride	0.31	mg/L	0.10	06/03/24 00:51	
EPA 300.0 Rev 2.1 1993	Sulfate	131	mg/L	3.0	06/03/24 03:15	
92733822006	**HAM-AP1-EB-01**					
EPA 6010D	Calcium	0.13J	mg/L	1.0	06/03/24 20:47	
EPA 6010D	Magnesium	0.030J	mg/L	0.050	06/03/24 20:47	
EPA 6020B	Arsenic	0.0044J	mg/L	0.0050	06/04/24 17:16	
92733822007	**HAM-AP1-FB-01**					
EPA 6020B	Arsenic	0.0040J	mg/L	0.0050	06/04/24 17:20	
EPA 6020B	Selenium	0.0011J	mg/L	0.0050	06/04/24 17:20	
92733822008	**HAM-AP1-FD-01**					
EPA 6010D	Iron	0.26	mg/L	0.040	06/03/24 21:41	
EPA 6010D	Manganese	0.27	mg/L	0.040	06/03/24 21:41	
EPA 6010D	Calcium	97.3	mg/L	1.0	06/03/24 21:41	
EPA 6010D	Magnesium	20.9	mg/L	0.050	06/03/24 21:41	
EPA 6010D	Potassium	6.4	mg/L	0.50	06/04/24 14:10	
EPA 6010D	Sodium	12.0	mg/L	1.0	06/04/24 14:10	
EPA 6020B	Arsenic	0.0025J	mg/L	0.0050	06/04/24 17:24	
EPA 6020B	Barium	0.062	mg/L	0.0050	06/04/24 17:24	
EPA 6020B	Boron	1.4	mg/L	0.040	06/04/24 17:24	
EPA 6020B	Cadmium	0.00014J	mg/L	0.00050	06/04/24 17:24	
EPA 6020B	Cobalt	0.0010J	mg/L	0.0050	06/04/24 17:24	
EPA 6020B	Molybdenum	0.24	mg/L	0.010	06/04/24 17:24	
EPA 6020B	Selenium	0.0012J	mg/L	0.0050	06/04/24 17:24	
SM 2540C-2015	Total Dissolved Solids	500	mg/L	25.0	06/03/24 12:10	
SM 2320B-2011	Alkalinity,Bicarbonate (CaCO3)	140	mg/L	5.0	06/07/24 15:48	
SM 2320B-2011	Alkalinity, Total as CaCO3	140	mg/L	5.0	06/07/24 15:48	
EPA 300.0 Rev 2.1 1993	Chloride	51.3	mg/L	1.0	06/03/24 01:06	
EPA 300.0 Rev 2.1 1993	Fluoride	0.32	mg/L	0.10	06/03/24 01:06	
EPA 300.0 Rev 2.1 1993	Sulfate	129	mg/L	3.0	06/03/24 03:29	

This report shall not be reproduced, except in full,
without the written consent of Pace Analytical Services, LLC.

Pace Analytical Services, LLC
9800 Kincey Ave. Suite 100
Huntersville, NC 28078
(704)875-9092

ANALYTICAL RESULTS

Project: Hammond AP-1
Pace Project No.: 92733822

Sample: HAM-INW-03 **Lab ID: 92733822001** Collected: 05/29/24 14:14 Received: 05/31/24 12:05 Matrix: Water

Parameters	Results	Units	Report Limit	MDL	DF	Prepared	Analyzed	CAS No.	Qual
6010D ATL ICP	Analytical Method: EPA 6010D Preparation Method: EPA 3010A Pace Analytical Services - Peachtree Corners, GA								
Iron	**0.14**	mg/L	0.040	0.025	1	05/31/24 17:19	06/03/24 20:27	7439-89-6	
Manganese	**1.2**	mg/L	0.040	0.011	1	05/31/24 17:19	06/03/24 20:27	7439-96-5	
Potassium	**6.1**	mg/L	0.50	0.15	1	05/31/24 17:19	06/03/24 20:27	7440-09-7	
Sodium	**11.1**	mg/L	1.0	0.58	1	05/31/24 17:19	06/03/24 20:27	7440-23-5	
Calcium	**144**	mg/L	1.0	0.12	1	05/31/24 17:19	06/03/24 20:27	7440-70-2	
Magnesium	**16.5**	mg/L	0.050	0.012	1	05/31/24 17:19	06/03/24 20:27	7439-95-4	
6020 MET ICPMS	Analytical Method: EPA 6020B Preparation Method: EPA 3005A Pace Analytical Services - Peachtree Corners, GA								
Antimony	ND	mg/L	0.0030	0.00054	1	05/31/24 16:57	06/04/24 16:51	7440-36-0	
Arsenic	**0.0022J**	mg/L	0.0050	0.00084	1	05/31/24 16:57	06/04/24 16:51	7440-38-2	
Barium	**0.12**	mg/L	0.0050	0.00047	1	05/31/24 16:57	06/04/24 16:51	7440-39-3	
Beryllium	ND	mg/L	0.00050	0.000094	1	05/31/24 16:57	06/04/24 16:51	7440-41-7	
Boron	**1.5**	mg/L	0.040	0.012	1	05/31/24 16:57	06/04/24 16:51	7440-42-8	
Cadmium	ND	mg/L	0.00050	0.00010	1	05/31/24 16:57	06/04/24 16:51	7440-43-9	
Chromium	ND	mg/L	0.0050	0.0019	1	05/31/24 16:57	06/04/24 16:51	7440-47-3	
Cobalt	**0.00087J**	mg/L	0.0050	0.00032	1	05/31/24 16:57	06/04/24 16:51	7440-48-4	
Lead	ND	mg/L	0.0010	0.00016	1	05/31/24 16:57	06/04/24 16:51	7439-92-1	
Lithium	**0.0048J**	mg/L	0.030	0.0016	1	05/31/24 16:57	06/04/24 16:51	7439-93-2	
Molybdenum	**0.060**	mg/L	0.010	0.00062	1	05/31/24 16:57	06/04/24 16:51	7439-98-7	
Selenium	**0.0016J**	mg/L	0.0050	0.00096	1	05/31/24 16:57	06/04/24 16:51	7782-49-2	
Thallium	ND	mg/L	0.0010	0.00038	1	05/31/24 16:57	06/04/24 16:51	7440-28-0	
7470 Mercury	Analytical Method: EPA 7470A Preparation Method: EPA 7470A Pace Analytical Services - Peachtree Corners, GA								
Mercury	ND	mg/L	0.00020	0.00013	1	06/10/24 17:00	06/11/24 09:10	7439-97-6	
2540C Total Dissolved Solids	Analytical Method: SM 2540C-2015 Pace Analytical Services - Peachtree Corners, GA								
Total Dissolved Solids	**610**	mg/L	25.0	25.0	1		06/03/24 12:08		
2320B Alkalinity	Analytical Method: SM 2320B-2011 Pace Analytical Services - Asheville								
Alkalinity,Bicarbonate (CaCO3)	**176**	mg/L	5.0	5.0	1		06/05/24 17:10		
Alkalinity,Carbonate (CaCO3)	ND	mg/L	5.0	5.0	1		06/05/24 17:10		
Alkalinity, Total as CaCO3	**176**	mg/L	5.0	5.0	1		06/05/24 17:10		
4500S2D Sulfide Water	Analytical Method: SM 4500-S2D-2011 Pace Analytical Services - Asheville								
Sulfide	ND	mg/L	0.10	0.022	1		06/02/24 02:01	18496-25-8	
300.0 IC Anions 28 Days	Analytical Method: EPA 300.0 Rev 2.1 1993 Pace Analytical Services - Asheville								
Chloride	**61.6**	mg/L	1.0	0.60	1		06/01/24 22:59	16887-00-6	

This report shall not be reproduced, except in full,
without the written consent of Pace Analytical Services, LLC.

Pace Analytical Services, LLC
9800 Kincey Ave. Suite 100
Huntersville, NC 28078
(704)875-9092

ANALYTICAL RESULTS

Project: Hammond AP-1
Pace Project No.: 92733822

Sample: HAM-INW-03 **Lab ID: 92733822001** Collected: 05/29/24 14:14 Received: 05/31/24 12:05 Matrix: Water

Parameters	Results	Units	Report Limit	MDL	DF	Prepared	Analyzed	CAS No.	Qual
300.0 IC Anions 28 Days	Analytical Method: EPA 300.0 Rev 2.1 1993 Pace Analytical Services - Asheville								
Fluoride	**0.13**	mg/L	0.10	0.050	1		06/01/24 22:59	16984-48-8	
Sulfate	**187**	mg/L	4.0	2.0	4		06/02/24 04:57	14808-79-8	

This report shall not be reproduced, except in full,
without the written consent of Pace Analytical Services, LLC.

Pace Analytical Services, LLC
9800 Kincey Ave. Suite 100
Huntersville, NC 28078
(704)875-9092

ANALYTICAL RESULTS

Project: Hammond AP-1
Pace Project No.: 92733822

Sample: HAM-PT-09 **Lab ID: 92733822002** Collected: 05/30/24 11:52 Received: 05/31/24 12:05 Matrix: Water

Parameters	Results	Units	Report Limit	MDL	DF	Prepared	Analyzed	CAS No.	Qual
6010D ATL ICP	Analytical Method: EPA 6010D Preparation Method: EPA 3010A Pace Analytical Services - Peachtree Corners, GA								
Iron	**0.24**	mg/L	0.040	0.025	1	05/31/24 17:19	06/03/24 20:31	7439-89-6	
Manganese	**0.28**	mg/L	0.040	0.011	1	05/31/24 17:19	06/03/24 20:31	7439-96-5	
Potassium	**6.2**	mg/L	0.50	0.15	1	05/31/24 17:19	06/03/24 20:31	7440-09-7	
Sodium	**11.5**	mg/L	1.0	0.58	1	05/31/24 17:19	06/03/24 20:31	7440-23-5	
Calcium	**94.9**	mg/L	1.0	0.12	1	05/31/24 17:19	06/03/24 20:31	7440-70-2	
Magnesium	**19.9**	mg/L	0.050	0.012	1	05/31/24 17:19	06/03/24 20:31	7439-95-4	
6020 MET ICPMS	Analytical Method: EPA 6020B Preparation Method: EPA 3005A Pace Analytical Services - Peachtree Corners, GA								
Antimony	ND	mg/L	0.0030	0.00054	1	05/31/24 16:57	06/04/24 16:55	7440-36-0	
Arsenic	**0.0022J**	mg/L	0.0050	0.00084	1	05/31/24 16:57	06/04/24 16:55	7440-38-2	
Barium	**0.062**	mg/L	0.0050	0.00047	1	05/31/24 16:57	06/04/24 16:55	7440-39-3	
Beryllium	ND	mg/L	0.00050	0.000094	1	05/31/24 16:57	06/04/24 16:55	7440-41-7	
Boron	**1.5**	mg/L	0.040	0.012	1	05/31/24 16:57	06/04/24 16:55	7440-42-8	
Cadmium	**0.00010J**	mg/L	0.00050	0.00010	1	05/31/24 16:57	06/04/24 16:55	7440-43-9	
Chromium	ND	mg/L	0.0050	0.0019	1	05/31/24 16:57	06/04/24 16:55	7440-47-3	
Cobalt	**0.0010J**	mg/L	0.0050	0.00032	1	05/31/24 16:57	06/04/24 16:55	7440-48-4	
Lead	ND	mg/L	0.0010	0.00016	1	05/31/24 16:57	06/04/24 16:55	7439-92-1	
Lithium	ND	mg/L	0.030	0.0016	1	05/31/24 16:57	06/04/24 16:55	7439-93-2	
Molybdenum	**0.24**	mg/L	0.010	0.00062	1	05/31/24 16:57	06/04/24 16:55	7439-98-7	
Selenium	ND	mg/L	0.0050	0.00096	1	05/31/24 16:57	06/04/24 16:55	7782-49-2	
Thallium	ND	mg/L	0.0010	0.00038	1	05/31/24 16:57	06/04/24 16:55	7440-28-0	
7470 Mercury	Analytical Method: EPA 7470A Preparation Method: EPA 7470A Pace Analytical Services - Peachtree Corners, GA								
Mercury	ND	mg/L	0.00020	0.00013	1	06/10/24 17:00	06/11/24 09:32	7439-97-6	
2540C Total Dissolved Solids	Analytical Method: SM 2540C-2015 Pace Analytical Services - Peachtree Corners, GA								
Total Dissolved Solids	**532**	mg/L	25.0	25.0	1		06/03/24 12:09		
2320B Alkalinity	Analytical Method: SM 2320B-2011 Pace Analytical Services - Asheville								
Alkalinity,Bicarbonate (CaCO3)	**138**	mg/L	5.0	5.0	1		06/07/24 15:22		
Alkalinity,Carbonate (CaCO3)	ND	mg/L	5.0	5.0	1		06/07/24 15:22		
Alkalinity, Total as CaCO3	**138**	mg/L	5.0	5.0	1		06/07/24 15:22		
4500S2D Sulfide Water	Analytical Method: SM 4500-S2D-2011 Pace Analytical Services - Asheville								
Sulfide	ND	mg/L	0.10	0.022	1		06/02/24 02:05	18496-25-8	
300.0 IC Anions 28 Days	Analytical Method: EPA 300.0 Rev 2.1 1993 Pace Analytical Services - Asheville								
Chloride	**52.4**	mg/L	1.0	0.60	1		06/01/24 23:14	16887-00-6	

REPORT OF LABORATORY ANALYSIS

This report shall not be reproduced, except in full,
without the written consent of Pace Analytical Services, LLC.

Pace Analytical Services, LLC
9800 Kincey Ave. Suite 100
Huntersville, NC 28078
(704)875-9092

ANALYTICAL RESULTS

Project: Hammond AP-1
Pace Project No.: 92733822

Sample: HAM-PT-09 **Lab ID: 92733822002** Collected: 05/30/24 11:52 Received: 05/31/24 12:05 Matrix: Water

Parameters	Results	Units	Report Limit	MDL	DF	Prepared	Analyzed	CAS No.	Qual
300.0 IC Anions 28 Days	Analytical Method: EPA 300.0 Rev 2.1 1993 Pace Analytical Services - Asheville								
Fluoride	**0.33**	mg/L	0.10	0.050	1		06/01/24 23:14	16984-48-8	
Sulfate	**133**	mg/L	3.0	1.5	3		06/02/24 05:41	14808-79-8	

This report shall not be reproduced, except in full,
without the written consent of Pace Analytical Services, LLC.

Pace Analytical Services, LLC
9800 Kincey Ave. Suite 100
Huntersville, NC 28078
(704)875-9092

ANALYTICAL RESULTS

Project: Hammond AP-1
Pace Project No.: 92733822

Sample: HAM-PT-10 **Lab ID: 92733822003** Collected: 05/30/24 14:40 Received: 05/31/24 12:05 Matrix: Water

Parameters	Results	Units	Report Limit	MDL	DF	Prepared	Analyzed	CAS No.	Qual
6010D ATL ICP	Analytical Method: EPA 6010D Preparation Method: EPA 3010A Pace Analytical Services - Peachtree Corners, GA								
Iron	**0.21**	mg/L	0.040	0.025	1	05/31/24 17:19	06/03/24 20:35	7439-89-6	
Manganese	**0.52**	mg/L	0.040	0.011	1	05/31/24 17:19	06/03/24 20:35	7439-96-5	
Potassium	**6.6**	mg/L	0.50	0.15	1	05/31/24 17:19	06/03/24 20:35	7440-09-7	
Sodium	**9.5**	mg/L	1.0	0.58	1	05/31/24 17:19	06/03/24 20:35	7440-23-5	
Calcium	**95.9**	mg/L	1.0	0.12	1	05/31/24 17:19	06/03/24 20:35	7440-70-2	
Magnesium	**13.1**	mg/L	0.050	0.012	1	05/31/24 17:19	06/03/24 20:35	7439-95-4	
6020 MET ICPMS	Analytical Method: EPA 6020B Preparation Method: EPA 3005A Pace Analytical Services - Peachtree Corners, GA								
Antimony	ND	mg/L	0.0030	0.00054	1	05/31/24 16:57	06/04/24 16:59	7440-36-0	
Arsenic	**0.0018J**	mg/L	0.0050	0.00084	1	05/31/24 16:57	06/04/24 16:59	7440-38-2	
Barium	**0.052**	mg/L	0.0050	0.00047	1	05/31/24 16:57	06/04/24 16:59	7440-39-3	
Beryllium	ND	mg/L	0.00050	0.000094	1	05/31/24 16:57	06/04/24 16:59	7440-41-7	
Boron	**1.4**	mg/L	0.040	0.012	1	05/31/24 16:57	06/04/24 16:59	7440-42-8	
Cadmium	ND	mg/L	0.00050	0.00010	1	05/31/24 16:57	06/04/24 16:59	7440-43-9	
Chromium	ND	mg/L	0.0050	0.0019	1	05/31/24 16:57	06/04/24 16:59	7440-47-3	
Cobalt	**0.0014J**	mg/L	0.0050	0.00032	1	05/31/24 16:57	06/04/24 16:59	7440-48-4	
Lead	ND	mg/L	0.0010	0.00016	1	05/31/24 16:57	06/04/24 16:59	7439-92-1	
Lithium	ND	mg/L	0.030	0.0016	1	05/31/24 16:57	06/04/24 16:59	7439-93-2	
Molybdenum	**0.053**	mg/L	0.010	0.00062	1	05/31/24 16:57	06/04/24 16:59	7439-98-7	
Selenium	ND	mg/L	0.0050	0.00096	1	05/31/24 16:57	06/04/24 16:59	7782-49-2	
Thallium	ND	mg/L	0.0010	0.00038	1	05/31/24 16:57	06/04/24 16:59	7440-28-0	
7470 Mercury	Analytical Method: EPA 7470A Preparation Method: EPA 7470A Pace Analytical Services - Peachtree Corners, GA								
Mercury	ND	mg/L	0.00020	0.00013	1	06/10/24 17:00	06/11/24 09:35	7439-97-6	
2540C Total Dissolved Solids	Analytical Method: SM 2540C-2015 Pace Analytical Services - Peachtree Corners, GA								
Total Dissolved Solids	**495**	mg/L	25.0	25.0	1		06/03/24 12:10		
2320B Alkalinity	Analytical Method: SM 2320B-2011 Pace Analytical Services - Asheville								
Alkalinity,Bicarbonate (CaCO3)	**116**	mg/L	5.0	5.0	1		06/07/24 15:31		
Alkalinity,Carbonate (CaCO3)	ND	mg/L	5.0	5.0	1		06/07/24 15:31		
Alkalinity, Total as CaCO3	**116**	mg/L	5.0	5.0	1		06/07/24 15:31		
4500S2D Sulfide Water	Analytical Method: SM 4500-S2D-2011 Pace Analytical Services - Asheville								
Sulfide	ND	mg/L	0.10	0.022	1		06/02/24 02:05	18496-25-8	
300.0 IC Anions 28 Days	Analytical Method: EPA 300.0 Rev 2.1 1993 Pace Analytical Services - Asheville								
Chloride	**53.0**	mg/L	1.0	0.60	1		06/01/24 23:57	16887-00-6	

REPORT OF LABORATORY ANALYSIS

This report shall not be reproduced, except in full,
without the written consent of Pace Analytical Services, LLC.

Pace Analytical Services, LLC
9800 Kincey Ave. Suite 100
Huntersville, NC 28078
(704)875-9092

ANALYTICAL RESULTS

Project: Hammond AP-1
Pace Project No.: 92733822

Sample: HAM-PT-10 **Lab ID: 92733822003** Collected: 05/30/24 14:40 Received: 05/31/24 12:05 Matrix: Water

Parameters	Results	Units	Report Limit	MDL	DF	Prepared	Analyzed	CAS No.	Qual
300.0 IC Anions 28 Days	Analytical Method: EPA 300.0 Rev 2.1 1993 Pace Analytical Services - Asheville								
Fluoride	**0.17**	mg/L	0.10	0.050	1		06/01/24 23:57	16984-48-8	
Sulfate	**124**	mg/L	3.0	1.5	3		06/02/24 05:55	14808-79-8	

This report shall not be reproduced, except in full,
without the written consent of Pace Analytical Services, LLC.

Pace Analytical Services, LLC
9800 Kincey Ave. Suite 100
Huntersville, NC 28078
(704)875-9092

ANALYTICAL RESULTS

Project: Hammond AP-1
Pace Project No.: 92733822

Sample: HAM-PT-11 **Lab ID: 92733822004** Collected: 05/29/24 16:43 Received: 05/31/24 12:05 Matrix: Water

Parameters	Results	Units	Report Limit	MDL	DF	Prepared	Analyzed	CAS No.	Qual
6010D ATL ICP	Analytical Method: EPA 6010D Preparation Method: EPA 3010A Pace Analytical Services - Peachtree Corners, GA								
Iron	**0.10**	mg/L	0.040	0.025	1	05/31/24 17:19	06/03/24 20:39	7439-89-6	
Manganese	**0.27**	mg/L	0.040	0.011	1	05/31/24 17:19	06/03/24 20:39	7439-96-5	
Potassium	**6.5**	mg/L	0.50	0.15	1	05/31/24 17:19	06/03/24 20:39	7440-09-7	
Sodium	**9.2**	mg/L	1.0	0.58	1	05/31/24 17:19	06/03/24 20:39	7440-23-5	
Calcium	**95.7**	mg/L	1.0	0.12	1	05/31/24 17:19	06/03/24 20:39	7440-70-2	
Magnesium	**16.7**	mg/L	0.050	0.012	1	05/31/24 17:19	06/03/24 20:39	7439-95-4	
6020 MET ICPMS	Analytical Method: EPA 6020B Preparation Method: EPA 3005A Pace Analytical Services - Peachtree Corners, GA								
Antimony	ND	mg/L	0.0030	0.00054	1	05/31/24 16:57	06/04/24 17:03	7440-36-0	
Arsenic	**0.0021J**	mg/L	0.0050	0.00084	1	05/31/24 16:57	06/04/24 17:03	7440-38-2	
Barium	**0.072**	mg/L	0.0050	0.00047	1	05/31/24 16:57	06/04/24 17:03	7440-39-3	
Beryllium	ND	mg/L	0.00050	0.000094	1	05/31/24 16:57	06/04/24 17:03	7440-41-7	
Boron	**1.4**	mg/L	0.040	0.012	1	05/31/24 16:57	06/04/24 17:03	7440-42-8	
Cadmium	**0.00013J**	mg/L	0.00050	0.00010	1	05/31/24 16:57	06/04/24 17:03	7440-43-9	
Chromium	ND	mg/L	0.0050	0.0019	1	05/31/24 16:57	06/04/24 17:03	7440-47-3	
Cobalt	**0.0013J**	mg/L	0.0050	0.00032	1	05/31/24 16:57	06/04/24 17:03	7440-48-4	
Lead	ND	mg/L	0.0010	0.00016	1	05/31/24 16:57	06/04/24 17:03	7439-92-1	
Lithium	ND	mg/L	0.030	0.0016	1	05/31/24 16:57	06/04/24 17:03	7439-93-2	
Molybdenum	**0.17**	mg/L	0.010	0.00062	1	05/31/24 16:57	06/04/24 17:03	7439-98-7	
Selenium	ND	mg/L	0.0050	0.00096	1	05/31/24 16:57	06/04/24 17:03	7782-49-2	
Thallium	ND	mg/L	0.0010	0.00038	1	05/31/24 16:57	06/04/24 17:03	7440-28-0	
7470 Mercury	Analytical Method: EPA 7470A Preparation Method: EPA 7470A Pace Analytical Services - Peachtree Corners, GA								
Mercury	ND	mg/L	0.00020	0.00013	1	06/10/24 17:00	06/11/24 09:37	7439-97-6	
2540C Total Dissolved Solids	Analytical Method: SM 2540C-2015 Pace Analytical Services - Peachtree Corners, GA								
Total Dissolved Solids	**474**	mg/L	25.0	25.0	1		06/03/24 12:08		
2320B Alkalinity	Analytical Method: SM 2320B-2011 Pace Analytical Services - Asheville								
Alkalinity,Bicarbonate (CaCO3)	**143**	mg/L	5.0	5.0	1		06/05/24 17:35		
Alkalinity,Carbonate (CaCO3)	ND	mg/L	5.0	5.0	1		06/05/24 17:35		
Alkalinity, Total as CaCO3	**143**	mg/L	5.0	5.0	1		06/05/24 17:35		
4500S2D Sulfide Water	Analytical Method: SM 4500-S2D-2011 Pace Analytical Services - Asheville								
Sulfide	ND	mg/L	0.10	0.022	1		06/02/24 02:01	18496-25-8	
300.0 IC Anions 28 Days	Analytical Method: EPA 300.0 Rev 2.1 1993 Pace Analytical Services - Asheville								
Chloride	**39.4**	mg/L	1.0	0.60	1		06/02/24 00:11	16887-00-6	

REPORT OF LABORATORY ANALYSIS

This report shall not be reproduced, except in full,
without the written consent of Pace Analytical Services, LLC.

Pace Analytical Services, LLC
9800 Kincey Ave. Suite 100
Huntersville, NC 28078
(704)875-9092

ANALYTICAL RESULTS

Project: Hammond AP-1
Pace Project No.: 92733822

Sample: HAM-PT-11 **Lab ID: 92733822004** Collected: 05/29/24 16:43 Received: 05/31/24 12:05 Matrix: Water

Parameters	Results	Units	Report Limit	MDL	DF	Prepared	Analyzed	CAS No.	Qual
300.0 IC Anions 28 Days	Analytical Method: EPA 300.0 Rev 2.1 1993 Pace Analytical Services - Asheville								
Fluoride	**0.31**	mg/L	0.10	0.050	1		06/02/24 00:11	16984-48-8	
Sulfate	**118**	mg/L	3.0	1.5	3		06/02/24 06:09	14808-79-8	

This report shall not be reproduced, except in full,
without the written consent of Pace Analytical Services, LLC.

Pace Analytical Services, LLC
9800 Kincey Ave. Suite 100
Huntersville, NC 28078
(704)875-9092

ANALYTICAL RESULTS

Project: Hammond AP-1
Pace Project No.: 92733822

Sample: HAM-PT-12 **Lab ID: 92733822005** Collected: 05/29/24 12:08 Received: 05/31/24 12:05 Matrix: Water

Parameters	Results	Units	Report Limit	MDL	DF	Prepared	Analyzed	CAS No.	Qual
6010D ATL ICP	Analytical Method: EPA 6010D Preparation Method: EPA 3010A Pace Analytical Services - Peachtree Corners, GA								
Iron	**0.032J**	mg/L	0.040	0.025	1	05/31/24 17:19	06/03/24 20:43	7439-89-6	
Manganese	**0.75**	mg/L	0.040	0.011	1	05/31/24 17:19	06/03/24 20:43	7439-96-5	
Potassium	**5.7**	mg/L	0.50	0.15	1	05/31/24 17:19	06/03/24 20:43	7440-09-7	
Sodium	**9.6**	mg/L	1.0	0.58	1	05/31/24 17:19	06/03/24 20:43	7440-23-5	
Calcium	**91.0**	mg/L	1.0	0.12	1	05/31/24 17:19	06/03/24 20:43	7440-70-2	
Magnesium	**18.6**	mg/L	0.050	0.012	1	05/31/24 17:19	06/03/24 20:43	7439-95-4	
6020 MET ICPMS	Analytical Method: EPA 6020B Preparation Method: EPA 3005A Pace Analytical Services - Peachtree Corners, GA								
Antimony	ND	mg/L	0.0030	0.00054	1	05/31/24 16:57	06/04/24 17:07	7440-36-0	
Arsenic	**0.0026J**	mg/L	0.0050	0.00084	1	05/31/24 16:57	06/04/24 17:07	7440-38-2	
Barium	**0.069**	mg/L	0.0050	0.00047	1	05/31/24 16:57	06/04/24 17:07	7440-39-3	
Beryllium	ND	mg/L	0.00050	0.000094	1	05/31/24 16:57	06/04/24 17:07	7440-41-7	
Boron	**1.5**	mg/L	0.040	0.012	1	05/31/24 16:57	06/04/24 17:07	7440-42-8	
Cadmium	**0.00011J**	mg/L	0.00050	0.00010	1	05/31/24 16:57	06/04/24 17:07	7440-43-9	
Chromium	ND	mg/L	0.0050	0.0019	1	05/31/24 16:57	06/04/24 17:07	7440-47-3	
Cobalt	**0.0021J**	mg/L	0.0050	0.00032	1	05/31/24 16:57	06/04/24 17:07	7440-48-4	
Lead	ND	mg/L	0.0010	0.00016	1	05/31/24 16:57	06/04/24 17:07	7439-92-1	
Lithium	ND	mg/L	0.030	0.0016	1	05/31/24 16:57	06/04/24 17:07	7439-93-2	
Molybdenum	**0.22**	mg/L	0.010	0.00062	1	05/31/24 16:57	06/04/24 17:07	7439-98-7	
Selenium	**0.0015J**	mg/L	0.0050	0.00096	1	05/31/24 16:57	06/04/24 17:07	7782-49-2	
Thallium	ND	mg/L	0.0010	0.00038	1	05/31/24 16:57	06/04/24 17:07	7440-28-0	
7470 Mercury	Analytical Method: EPA 7470A Preparation Method: EPA 7470A Pace Analytical Services - Peachtree Corners, GA								
Mercury	ND	mg/L	0.00020	0.00013	1	06/10/24 17:00	06/11/24 09:40	7439-97-6	
2540C Total Dissolved Solids	Analytical Method: SM 2540C-2015 Pace Analytical Services - Peachtree Corners, GA								
Total Dissolved Solids	**488**	mg/L	25.0	25.0	1		06/03/24 12:08		
2320B Alkalinity	Analytical Method: SM 2320B-2011 Pace Analytical Services - Asheville								
Alkalinity,Bicarbonate (CaCO3)	**136**	mg/L	5.0	5.0	1		06/07/24 13:55		
Alkalinity,Carbonate (CaCO3)	ND	mg/L	5.0	5.0	1		06/07/24 13:55		
Alkalinity, Total as CaCO3	**136**	mg/L	5.0	5.0	1		06/07/24 13:55		
4500S2D Sulfide Water	Analytical Method: SM 4500-S2D-2011 Pace Analytical Services - Asheville								
Sulfide	ND	mg/L	0.10	0.022	1		06/02/24 02:01	18496-25-8	
300.0 IC Anions 28 Days	Analytical Method: EPA 300.0 Rev 2.1 1993 Pace Analytical Services - Asheville								
Chloride	**48.0**	mg/L	1.0	0.60	1		06/03/24 00:51	16887-00-6	

This report shall not be reproduced, except in full,
without the written consent of Pace Analytical Services, LLC.

Pace Analytical Services, LLC
9800 Kincey Ave. Suite 100
Huntersville, NC 28078
(704)875-9092

ANALYTICAL RESULTS

Project: Hammond AP-1
Pace Project No.: 92733822

Sample: HAM-PT-12 **Lab ID: 92733822005** Collected: 05/29/24 12:08 Received: 05/31/24 12:05 Matrix: Water

Parameters	Results	Units	Report Limit	MDL	DF	Prepared	Analyzed	CAS No.	Qual
300.0 IC Anions 28 Days	Analytical Method: EPA 300.0 Rev 2.1 1993 Pace Analytical Services - Asheville								
Fluoride	**0.31**	mg/L	0.10	0.050	1		06/03/24 00:51	16984-48-8	
Sulfate	**131**	mg/L	3.0	1.5	3		06/03/24 03:15	14808-79-8	

This report shall not be reproduced, except in full,
without the written consent of Pace Analytical Services, LLC.

Pace Analytical Services, LLC
9800 Kincey Ave. Suite 100
Huntersville, NC 28078
(704)875-9092

ANALYTICAL RESULTS

Project: Hammond AP-1
Pace Project No.: 92733822

Sample: HAM-AP1-EB-01 **Lab ID: 92733822006** Collected: 05/30/24 16:59 Received: 05/31/24 12:05 Matrix: Water

Parameters	Results	Units	Report Limit	MDL	DF	Prepared	Analyzed	CAS No.	Qual
6010D ATL ICP	Analytical Method: EPA 6010D Preparation Method: EPA 3010A								
	Pace Analytical Services - Peachtree Corners, GA								
Iron	ND	mg/L	0.040	0.025	1	05/31/24 17:19	06/03/24 20:47	7439-89-6	
Manganese	ND	mg/L	0.040	0.011	1	05/31/24 17:19	06/03/24 20:47	7439-96-5	
Potassium	ND	mg/L	0.50	0.15	1	05/31/24 17:19	06/03/24 20:47	7440-09-7	
Sodium	ND	mg/L	1.0	0.58	1	05/31/24 17:19	06/03/24 20:47	7440-23-5	
Calcium	**0.13J**	mg/L	1.0	0.12	1	05/31/24 17:19	06/03/24 20:47	7440-70-2	
Magnesium	**0.030J**	mg/L	0.050	0.012	1	05/31/24 17:19	06/03/24 20:47	7439-95-4	
6020 MET ICPMS	Analytical Method: EPA 6020B Preparation Method: EPA 3005A								
	Pace Analytical Services - Peachtree Corners, GA								
Antimony	ND	mg/L	0.0030	0.00054	1	05/31/24 16:57	06/04/24 17:16	7440-36-0	
Arsenic	**0.0044J**	mg/L	0.0050	0.00084	1	05/31/24 16:57	06/04/24 17:16	7440-38-2	
Barium	ND	mg/L	0.0050	0.00047	1	05/31/24 16:57	06/04/24 17:16	7440-39-3	
Beryllium	ND	mg/L	0.00050	0.000094	1	05/31/24 16:57	06/04/24 17:16	7440-41-7	
Boron	ND	mg/L	0.040	0.012	1	05/31/24 16:57	06/04/24 17:16	7440-42-8	
Cadmium	ND	mg/L	0.00050	0.00010	1	05/31/24 16:57	06/04/24 17:16	7440-43-9	
Chromium	ND	mg/L	0.0050	0.0019	1	05/31/24 16:57	06/04/24 17:16	7440-47-3	
Cobalt	ND	mg/L	0.0050	0.00032	1	05/31/24 16:57	06/04/24 17:16	7440-48-4	
Lead	ND	mg/L	0.0010	0.00016	1	05/31/24 16:57	06/04/24 17:16	7439-92-1	
Lithium	ND	mg/L	0.030	0.0016	1	05/31/24 16:57	06/04/24 17:16	7439-93-2	
Molybdenum	ND	mg/L	0.010	0.00062	1	05/31/24 16:57	06/04/24 17:16	7439-98-7	
Selenium	ND	mg/L	0.0050	0.00096	1	05/31/24 16:57	06/04/24 17:16	7782-49-2	
Thallium	ND	mg/L	0.0010	0.00038	1	05/31/24 16:57	06/04/24 17:16	7440-28-0	
7470 Mercury	Analytical Method: EPA 7470A Preparation Method: EPA 7470A								
	Pace Analytical Services - Peachtree Corners, GA								
Mercury	ND	mg/L	0.00020	0.00013	1	06/10/24 17:00	06/11/24 09:43	7439-97-6	
2540C Total Dissolved Solids	Analytical Method: SM 2540C-2015								
	Pace Analytical Services - Peachtree Corners, GA								
Total Dissolved Solids	ND	mg/L	25.0	25.0	1		06/03/24 12:10		
2320B Alkalinity	Analytical Method: SM 2320B-2011								
	Pace Analytical Services - Asheville								
Alkalinity,Bicarbonate (CaCO3)	ND	mg/L	5.0	5.0	1		06/07/24 15:40		
Alkalinity,Carbonate (CaCO3)	ND	mg/L	5.0	5.0	1		06/07/24 15:40		
Alkalinity, Total as CaCO3	ND	mg/L	5.0	5.0	1		06/07/24 15:40		
4500S2D Sulfide Water	Analytical Method: SM 4500-S2D-2011								
	Pace Analytical Services - Asheville								
Sulfide	ND	mg/L	0.10	0.022	1		06/02/24 02:06	18496-25-8	
300.0 IC Anions 28 Days	Analytical Method: EPA 300.0 Rev 2.1 1993								
	Pace Analytical Services - Asheville								
Chloride	ND	mg/L	1.0	0.60	1		06/02/24 22:00	16887-00-6	

This report shall not be reproduced, except in full,
without the written consent of Pace Analytical Services, LLC.

Pace Analytical Services, LLC
9800 Kincey Ave. Suite 100
Huntersville, NC 28078
(704)875-9092

ANALYTICAL RESULTS

Project: Hammond AP-1
Pace Project No.: 92733822

Sample: HAM-AP1-EB-01 **Lab ID: 92733822006** Collected: 05/30/24 16:59 Received: 05/31/24 12:05 Matrix: Water

Parameters	Results	Units	Report Limit	MDL	DF	Prepared	Analyzed	CAS No.	Qual
300.0 IC Anions 28 Days	Analytical Method: EPA 300.0 Rev 2.1 1993 Pace Analytical Services - Asheville								
Fluoride	ND	mg/L	0.10	0.050	1		06/02/24 22:00	16984-48-8	
Sulfate	ND	mg/L	1.0	0.50	1		06/02/24 22:00	14808-79-8	

This report shall not be reproduced, except in full,
without the written consent of Pace Analytical Services, LLC.

Pace Analytical Services, LLC
9800 Kincey Ave. Suite 100
Huntersville, NC 28078
(704)875-9092

ANALYTICAL RESULTS

Project: Hammond AP-1
Pace Project No.: 92733822

Sample: HAM-AP1-FB-01 **Lab ID: 92733822007** Collected: 05/30/24 16:52 Received: 05/31/24 12:05 Matrix: Water

Parameters	Results	Units	Report Limit	MDL	DF	Prepared	Analyzed	CAS No.	Qual
6010D ATL ICP	Analytical Method: EPA 6010D Preparation Method: EPA 3010A								
	Pace Analytical Services - Peachtree Corners, GA								
Iron	ND	mg/L	0.040	0.025	1	05/31/24 17:19	06/03/24 20:51	7439-89-6	
Manganese	ND	mg/L	0.040	0.011	1	05/31/24 17:19	06/03/24 20:51	7439-96-5	
Potassium	ND	mg/L	0.50	0.15	1	05/31/24 17:19	06/03/24 20:51	7440-09-7	
Sodium	ND	mg/L	1.0	0.58	1	05/31/24 17:19	06/03/24 20:51	7440-23-5	
Calcium	ND	mg/L	1.0	0.12	1	05/31/24 17:19	06/03/24 20:51	7440-70-2	
Magnesium	ND	mg/L	0.050	0.012	1	05/31/24 17:19	06/03/24 20:51	7439-95-4	
6020 MET ICPMS	Analytical Method: EPA 6020B Preparation Method: EPA 3005A								
	Pace Analytical Services - Peachtree Corners, GA								
Antimony	ND	mg/L	0.0030	0.00054	1	05/31/24 16:57	06/04/24 17:20	7440-36-0	
Arsenic	**0.0040J**	mg/L	0.0050	0.00084	1	05/31/24 16:57	06/04/24 17:20	7440-38-2	
Barium	ND	mg/L	0.0050	0.00047	1	05/31/24 16:57	06/04/24 17:20	7440-39-3	
Beryllium	ND	mg/L	0.00050	0.000094	1	05/31/24 16:57	06/04/24 17:20	7440-41-7	
Boron	ND	mg/L	0.040	0.012	1	05/31/24 16:57	06/04/24 17:20	7440-42-8	
Cadmium	ND	mg/L	0.00050	0.00010	1	05/31/24 16:57	06/04/24 17:20	7440-43-9	
Chromium	ND	mg/L	0.0050	0.0019	1	05/31/24 16:57	06/04/24 17:20	7440-47-3	
Cobalt	ND	mg/L	0.0050	0.00032	1	05/31/24 16:57	06/04/24 17:20	7440-48-4	
Lead	ND	mg/L	0.0010	0.00016	1	05/31/24 16:57	06/04/24 17:20	7439-92-1	
Lithium	ND	mg/L	0.030	0.0016	1	05/31/24 16:57	06/04/24 17:20	7439-93-2	
Molybdenum	ND	mg/L	0.010	0.00062	1	05/31/24 16:57	06/04/24 17:20	7439-98-7	
Selenium	**0.0011J**	mg/L	0.0050	0.00096	1	05/31/24 16:57	06/04/24 17:20	7782-49-2	
Thallium	ND	mg/L	0.0010	0.00038	1	05/31/24 16:57	06/04/24 17:20	7440-28-0	
7470 Mercury	Analytical Method: EPA 7470A Preparation Method: EPA 7470A								
	Pace Analytical Services - Peachtree Corners, GA								
Mercury	ND	mg/L	0.00020	0.00013	1	06/10/24 17:00	06/11/24 09:45	7439-97-6	
2540C Total Dissolved Solids	Analytical Method: SM 2540C-2015								
	Pace Analytical Services - Peachtree Corners, GA								
Total Dissolved Solids	ND	mg/L	25.0	25.0	1		06/03/24 12:10		
2320B Alkalinity	Analytical Method: SM 2320B-2011								
	Pace Analytical Services - Asheville								
Alkalinity,Bicarbonate (CaCO3)	ND	mg/L	5.0	5.0	1		06/07/24 15:44		
Alkalinity,Carbonate (CaCO3)	ND	mg/L	5.0	5.0	1		06/07/24 15:44		
Alkalinity, Total as CaCO3	ND	mg/L	5.0	5.0	1		06/07/24 15:44		
4500S2D Sulfide Water	Analytical Method: SM 4500-S2D-2011								
	Pace Analytical Services - Asheville								
Sulfide	ND	mg/L	0.10	0.022	1		06/02/24 02:06	18496-25-8	
300.0 IC Anions 28 Days	Analytical Method: EPA 300.0 Rev 2.1 1993								
	Pace Analytical Services - Asheville								
Chloride	ND	mg/L	1.0	0.60	1		06/02/24 22:14	16887-00-6	

This report shall not be reproduced, except in full,
without the written consent of Pace Analytical Services, LLC.

Pace Analytical Services, LLC
9800 Kincey Ave. Suite 100
Huntersville, NC 28078
(704)875-9092

ANALYTICAL RESULTS

Project: Hammond AP-1
Pace Project No.: 92733822

Sample: HAM-AP1-FB-01 **Lab ID: 92733822007** Collected: 05/30/24 16:52 Received: 05/31/24 12:05 Matrix: Water

Parameters	Results	Units	Report Limit	MDL	DF	Prepared	Analyzed	CAS No.	Qual
300.0 IC Anions 28 Days	Analytical Method: EPA 300.0 Rev 2.1 1993 Pace Analytical Services - Asheville								
Fluoride	ND	mg/L	0.10	0.050	1		06/02/24 22:14	16984-48-8	M1
Sulfate	ND	mg/L	1.0	0.50	1		06/02/24 22:14	14808-79-8	

This report shall not be reproduced, except in full,
without the written consent of Pace Analytical Services, LLC.

Pace Analytical Services, LLC
9800 Kincey Ave. Suite 100
Huntersville, NC 28078
(704)875-9092

ANALYTICAL RESULTS

Project: Hammond AP-1
Pace Project No.: 92733822

Sample: HAM-AP1-FD-01 **Lab ID: 92733822008** Collected: 05/30/24 00:00 Received: 05/31/24 12:05 Matrix: Water

Parameters	Results	Units	Report Limit	MDL	DF	Prepared	Analyzed	CAS No.	Qual
6010D ATL ICP	Analytical Method: EPA 6010D Preparation Method: EPA 3010A								
	Pace Analytical Services - Peachtree Corners, GA								
Iron	**0.26**	mg/L	0.040	0.025	1	05/31/24 17:19	06/03/24 21:41	7439-89-6	
Manganese	**0.27**	mg/L	0.040	0.011	1	05/31/24 17:19	06/03/24 21:41	7439-96-5	
Calcium	**97.3**	mg/L	1.0	0.12	1	05/31/24 17:19	06/03/24 21:41	7440-70-2	
Magnesium	**20.9**	mg/L	0.050	0.012	1	05/31/24 17:19	06/03/24 21:41	7439-95-4	
Potassium	**6.4**	mg/L	0.50	0.15	1	05/31/24 17:19	06/04/24 14:10	7440-09-7	
Sodium	**12.0**	mg/L	1.0	0.58	1	05/31/24 17:19	06/04/24 14:10	7440-23-5	
6020 MET ICPMS	Analytical Method: EPA 6020B Preparation Method: EPA 3005A								
	Pace Analytical Services - Peachtree Corners, GA								
Antimony	ND	mg/L	0.0030	0.00054	1	05/31/24 16:57	06/04/24 17:24	7440-36-0	
Arsenic	**0.0025J**	mg/L	0.0050	0.00084	1	05/31/24 16:57	06/04/24 17:24	7440-38-2	
Barium	**0.062**	mg/L	0.0050	0.00047	1	05/31/24 16:57	06/04/24 17:24	7440-39-3	
Beryllium	ND	mg/L	0.00050	0.000094	1	05/31/24 16:57	06/04/24 17:24	7440-41-7	
Boron	**1.4**	mg/L	0.040	0.012	1	05/31/24 16:57	06/04/24 17:24	7440-42-8	
Cadmium	**0.00014J**	mg/L	0.00050	0.00010	1	05/31/24 16:57	06/04/24 17:24	7440-43-9	
Chromium	ND	mg/L	0.0050	0.0019	1	05/31/24 16:57	06/04/24 17:24	7440-47-3	
Cobalt	**0.0010J**	mg/L	0.0050	0.00032	1	05/31/24 16:57	06/04/24 17:24	7440-48-4	
Lead	ND	mg/L	0.0010	0.00016	1	05/31/24 16:57	06/04/24 17:24	7439-92-1	
Lithium	ND	mg/L	0.030	0.0016	1	05/31/24 16:57	06/04/24 17:24	7439-93-2	
Molybdenum	**0.24**	mg/L	0.010	0.00062	1	05/31/24 16:57	06/04/24 17:24	7439-98-7	
Selenium	**0.0012J**	mg/L	0.0050	0.00096	1	05/31/24 16:57	06/04/24 17:24	7782-49-2	
Thallium	ND	mg/L	0.0010	0.00038	1	05/31/24 16:57	06/04/24 17:24	7440-28-0	
7470 Mercury	Analytical Method: EPA 7470A Preparation Method: EPA 7470A								
	Pace Analytical Services - Peachtree Corners, GA								
Mercury	ND	mg/L	0.00020	0.00013	1	06/10/24 17:00	06/11/24 09:48	7439-97-6	
2540C Total Dissolved Solids	Analytical Method: SM 2540C-2015								
	Pace Analytical Services - Peachtree Corners, GA								
Total Dissolved Solids	**500**	mg/L	25.0	25.0	1		06/03/24 12:10		
2320B Alkalinity	Analytical Method: SM 2320B-2011								
	Pace Analytical Services - Asheville								
Alkalinity,Bicarbonate (CaCO3)	**140**	mg/L	5.0	5.0	1		06/07/24 15:48		
Alkalinity,Carbonate (CaCO3)	ND	mg/L	5.0	5.0	1		06/07/24 15:48		
Alkalinity, Total as CaCO3	**140**	mg/L	5.0	5.0	1		06/07/24 15:48		
4500S2D Sulfide Water	Analytical Method: SM 4500-S2D-2011								
	Pace Analytical Services - Asheville								
Sulfide	ND	mg/L	0.10	0.022	1		06/02/24 02:06	18496-25-8	
300.0 IC Anions 28 Days	Analytical Method: EPA 300.0 Rev 2.1 1993								
	Pace Analytical Services - Asheville								
Chloride	**51.3**	mg/L	1.0	0.60	1		06/03/24 01:06	16887-00-6	

REPORT OF LABORATORY ANALYSIS

This report shall not be reproduced, except in full,
without the written consent of Pace Analytical Services, LLC.

Pace Analytical Services, LLC
9800 Kincey Ave. Suite 100
Huntersville, NC 28078
(704)875-9092

ANALYTICAL RESULTS

Project: Hammond AP-1
Pace Project No.: 92733822

Sample: HAM-AP1-FD-01 **Lab ID: 92733822008** Collected: 05/30/24 00:00 Received: 05/31/24 12:05 Matrix: Water

Parameters	Results	Units	Report Limit	MDL	DF	Prepared	Analyzed	CAS No.	Qual
300.0 IC Anions 28 Days	Analytical Method: EPA 300.0 Rev 2.1 1993 Pace Analytical Services - Asheville								
Fluoride	**0.32**	mg/L	0.10	0.050	1		06/03/24 01:06	16984-48-8	
Sulfate	**129**	mg/L	3.0	1.5	3		06/03/24 03:29	14808-79-8	

This report shall not be reproduced, except in full,
without the written consent of Pace Analytical Services, LLC.

Pace Analytical Services, LLC
9800 Kincey Ave. Suite 100
Huntersville, NC 28078
(704)875-9092

QUALITY CONTROL DATA

Project: Hammond AP-1
Pace Project No.: 92733822

QC Batch: 858318
QC Batch Method: EPA 3010A
Analysis Method: EPA 6010D
Analysis Description: 6010D ATL
Laboratory: Pace Analytical Services - Peachtree Corners, GA
Associated Lab Samples: 92733822001, 92733822002, 92733822003, 92733822004, 92733822005, 92733822006, 92733822007, 92733822008

METHOD BLANK: 4427514 Matrix: Water
Associated Lab Samples: 92733822001, 92733822002, 92733822003, 92733822004, 92733822005, 92733822006, 92733822007, 92733822008

Parameter	Units	Blank Result	Reporting Limit	MDL	Analyzed	Qualifiers
Calcium	mg/L	ND	1.0	0.12	06/03/24 19:29	
Iron	mg/L	ND	0.040	0.025	06/03/24 19:29	
Magnesium	mg/L	ND	0.050	0.012	06/03/24 19:29	
Manganese	mg/L	ND	0.040	0.011	06/03/24 19:29	
Potassium	mg/L	ND	0.50	0.15	06/03/24 19:29	
Sodium	mg/L	ND	1.0	0.58	06/03/24 19:29	

LABORATORY CONTROL SAMPLE: 4427515

Parameter	Units	Spike Conc.	LCS Result	LCS % Rec	% Rec Limits	Qualifiers
Calcium	mg/L	1	1.0	102	80-120	
Iron	mg/L	1	1.0	103	80-120	
Magnesium	mg/L	1	1.0	104	80-120	
Manganese	mg/L	1	1.0	102	80-120	
Potassium	mg/L	1	1.0	102	80-120	
Sodium	mg/L	1	1.1	110	80-120	

MATRIX SPIKE & MATRIX SPIKE DUPLICATE: 4427516 4427517

Parameter	Units	92733547001 Result	MS Spike Conc.	MSD Spike Conc.	MS Result	MSD Result	MS % Rec	MSD % Rec	% Rec Limits	RPD	Max RPD	Qual
Calcium	mg/L	37.2	1	1	38.6	39.0	141	186	75-125	1	20	M1
Iron	mg/L	0.21	1	1	1.2	1.2	100	100	75-125	0	20	
Magnesium	mg/L	8.5	1	1	9.5	9.6	101	112	75-125	1	20	
Manganese	mg/L	ND	1	1	0.99	1.0	97	98	75-125	1	20	
Potassium	mg/L	2580 ug/L	1	1	3.4	3.5	85	88	75-125	1	20	
Sodium	mg/L	67.1	1	1	68.5	69.1	139	197	75-125	1	20	M1

Results presented on this page are in the units indicated by the "Units" column except where an alternate unit is presented to the right of the result.

This report shall not be reproduced, except in full,
without the written consent of Pace Analytical Services, LLC.

Pace Analytical Services, LLC
9800 Kincey Ave. Suite 100
Huntersville, NC 28078
(704)875-9092

QUALITY CONTROL DATA

Project: Hammond AP-1
Pace Project No.: 92733822

QC Batch: 858301
QC Batch Method: EPA 3005A
Analysis Method: EPA 6020B
Analysis Description: 6020 MET
Laboratory: Pace Analytical Services - Peachtree Corners, GA
Associated Lab Samples: 92733822001, 92733822002, 92733822003, 92733822004, 92733822005, 92733822006, 92733822007, 92733822008

METHOD BLANK: 4427464
Matrix: Water
Associated Lab Samples: 92733822001, 92733822002, 92733822003, 92733822004, 92733822005, 92733822006, 92733822007, 92733822008

Parameter	Units	Blank Result	Reporting Limit	MDL	Analyzed	Qualifiers
Antimony	mg/L	0.0010J	0.0030	0.00054	06/04/24 15:49	
Arsenic	mg/L	ND	0.0050	0.00084	06/04/24 15:49	
Barium	mg/L	ND	0.0050	0.00047	06/04/24 15:49	
Beryllium	mg/L	ND	0.00050	0.000094	06/04/24 15:49	
Boron	mg/L	ND	0.040	0.012	06/04/24 15:49	
Cadmium	mg/L	ND	0.00050	0.00010	06/04/24 15:49	
Chromium	mg/L	ND	0.0050	0.0019	06/04/24 15:49	
Cobalt	mg/L	ND	0.0050	0.00032	06/04/24 15:49	
Lead	mg/L	ND	0.0010	0.00016	06/04/24 15:49	
Lithium	mg/L	ND	0.030	0.0016	06/04/24 15:49	
Molybdenum	mg/L	ND	0.010	0.00062	06/04/24 15:49	
Selenium	mg/L	ND	0.0050	0.00096	06/04/24 15:49	
Thallium	mg/L	ND	0.0010	0.00038	06/04/24 15:49	

LABORATORY CONTROL SAMPLE: 4427465

Parameter	Units	Spike Conc.	LCS Result	LCS % Rec	% Rec Limits	Qualifiers
Antimony	mg/L	0.1	0.11	111	80-120	
Arsenic	mg/L	0.1	0.11	106	80-120	
Barium	mg/L	0.1	0.11	105	80-120	
Beryllium	mg/L	0.1	0.10	103	80-120	
Boron	mg/L	1	0.98	98	80-120	
Cadmium	mg/L	0.1	0.10	101	80-120	
Chromium	mg/L	0.1	0.096	96	80-120	
Cobalt	mg/L	0.1	0.096	96	80-120	
Lead	mg/L	0.1	0.10	102	80-120	
Lithium	mg/L	0.1	0.10	104	80-120	
Molybdenum	mg/L	0.1	0.10	104	80-120	
Selenium	mg/L	0.1	0.11	107	80-120	
Thallium	mg/L	0.1	0.10	100	80-120	

MATRIX SPIKE & MATRIX SPIKE DUPLICATE: 4427466 4427467

Parameter	Units	92732634001 Result	MS Spike Conc.	MSD Spike Conc.	MS Result	MSD Result	MS % Rec	MSD % Rec	% Rec Limits	RPD	Max RPD	Qual
Antimony	mg/L	ND	0.1	0.1	0.10	0.11	104	108	75-125	4	20	

Results presented on this page are in the units indicated by the "Units" column except where an alternate unit is presented to the right of the result.

REPORT OF LABORATORY ANALYSIS

This report shall not be reproduced, except in full,
without the written consent of Pace Analytical Services, LLC.

Pace Analytical Services, LLC
9800 Kincey Ave. Suite 100
Huntersville, NC 28078
(704)875-9092

QUALITY CONTROL DATA

Project: Hammond AP-1
Pace Project No.: 92733822

MATRIX SPIKE & MATRIX SPIKE DUPLICATE: 4427466 4427467

Parameter	Units	92732634001 Result	MS Spike Conc.	MSD Spike Conc.	MS Result	MSD Result	MS % Rec	MSD % Rec	% Rec Limits	RPD	Max RPD	Qual
Arsenic	mg/L	6.5 ug/L	0.1	0.1	0.12	0.13	118	120	75-125	1	20	
Barium	mg/L	73.4 ug/L	0.1	0.1	0.19	0.20	120	123	75-125	2	20	
Beryllium	mg/L	ND	0.1	0.1	0.080	0.081	80	81	75-125	1	20	
Boron	mg/L	16.1	1	1	17.8	17.4	179	137	75-125	2	20	M1
Cadmium	mg/L	0.16J ug/L	0.1	0.1	0.097	0.098	97	97	75-125	1	20	
Chromium	mg/L	ND	0.1	0.1	0.10	0.10	103	100	75-125	3	20	
Cobalt	mg/L	0.011	0.1	0.1	0.11	0.11	103	99	75-125	3	20	
Lead	mg/L	ND	0.1	0.1	0.080	0.083	80	83	75-125	4	20	
Lithium	mg/L	16.2J ug/L	0.1	0.1	0.10	0.11	88	89	75-125	1	20	
Molybdenum	mg/L	41.5 ug/L	0.1	0.1	0.15	0.15	104	109	75-125	4	20	
Selenium	mg/L	2.9J ug/L	0.1	0.1	0.12	0.12	115	120	75-125	5	20	
Thallium	mg/L	0.75J ug/L	0.1	0.1	0.086	0.090	85	89	75-125	5	20	

Results presented on this page are in the units indicated by the "Units" column except where an alternate unit is presented to the right of the result.

This report shall not be reproduced, except in full,
without the written consent of Pace Analytical Services, LLC.

Pace Analytical Services, LLC
9800 Kincey Ave. Suite 100
Huntersville, NC 28078
(704)875-9092

QUALITY CONTROL DATA

Project: Hammond AP-1
Pace Project No.: 92733822

QC Batch: 860215
QC Batch Method: EPA 7470A
Analysis Method: EPA 7470A
Analysis Description: 7470 Mercury
Laboratory: Pace Analytical Services - Peachtree Corners, GA
Associated Lab Samples: 92733822001, 92733822002, 92733822003, 92733822004, 92733822005, 92733822006, 92733822007, 92733822008

METHOD BLANK: 4436712
Matrix: Water
Associated Lab Samples: 92733822001, 92733822002, 92733822003, 92733822004, 92733822005, 92733822006, 92733822007, 92733822008

Parameter	Units	Blank Result	Reporting Limit	MDL	Analyzed	Qualifiers
Mercury	mg/L	ND	0.00020	0.00013	06/11/24 09:02	

LABORATORY CONTROL SAMPLE: 4436713

Parameter	Units	Spike Conc.	LCS Result	LCS % Rec	% Rec Limits	Qualifiers
Mercury	mg/L	0.0025	0.0026	106	80-120	

MATRIX SPIKE & MATRIX SPIKE DUPLICATE: 4436714 4436715

Parameter	Units	92733822001 Result	MS Spike Conc.	MSD Spike Conc.	MS Result	MSD Result	MS % Rec	MSD % Rec	% Rec Limits	RPD	Max RPD	Qual
Mercury	mg/L	ND	0.0025	0.0025	0.0027	0.0026	106	105	75-125	1	20	

Results presented on this page are in the units indicated by the "Units" column except where an alternate unit is presented to the right of the result.

This report shall not be reproduced, except in full,
without the written consent of Pace Analytical Services, LLC.

Pace Analytical Services, LLC
9800 Kincey Ave. Suite 100
Huntersville, NC 28078
(704)875-9092

QUALITY CONTROL DATA

Project: Hammond AP-1
Pace Project No.: 92733822

QC Batch: 858596
QC Batch Method: SM 2540C-2015
Analysis Method: SM 2540C-2015
Analysis Description: 2540C Total Dissolved Solids
Laboratory: Pace Analytical Services - Peachtree Corners, GA
Associated Lab Samples: 92733822001, 92733822002, 92733822003, 92733822004, 92733822005, 92733822006, 92733822007, 92733822008

METHOD BLANK: 4428622
Matrix: Water
Associated Lab Samples: 92733822001, 92733822002, 92733822003, 92733822004, 92733822005, 92733822006, 92733822007, 92733822008

Parameter	Units	Blank Result	Reporting Limit	MDL	Analyzed	Qualifiers
Total Dissolved Solids	mg/L	ND	25.0	25.0	06/03/24 12:07	

LABORATORY CONTROL SAMPLE: 4428623

Parameter	Units	Spike Conc.	LCS Result	LCS % Rec	% Rec Limits	Qualifiers
Total Dissolved Solids	mg/L	400	394	98	80-120	

SAMPLE DUPLICATE: 4428624

Parameter	Units	92733822001 Result	Dup Result	RPD	Max RPD	Qualifiers
Total Dissolved Solids	mg/L	610	630	3	10	

Results presented on this page are in the units indicated by the "Units" column except where an alternate unit is presented to the right of the result.

This report shall not be reproduced, except in full,
without the written consent of Pace Analytical Services, LLC.

Pace Analytical Services, LLC
9800 Kincey Ave. Suite 100
Huntersville, NC 28078
(704)875-9092

QUALITY CONTROL DATA

Project: Hammond AP-1
Pace Project No.: 92733822

QC Batch: 859203
QC Batch Method: SM 2320B-2011
Analysis Method: SM 2320B-2011
Analysis Description: 2320B Alkalinity
Laboratory: Pace Analytical Services - Asheville
Associated Lab Samples: 92733822001, 92733822004

METHOD BLANK: 4431658 Matrix: Water
Associated Lab Samples: 92733822001, 92733822004

Parameter	Units	Blank Result	Reporting Limit	MDL	Analyzed	Qualifiers
Alkalinity, Total as CaCO3	mg/L	ND	5.0	5.0	06/05/24 14:59	
Alkalinity,Bicarbonate (CaCO3)	mg/L	ND	5.0	5.0	06/05/24 14:59	
Alkalinity,Carbonate (CaCO3)	mg/L	ND	5.0	5.0	06/05/24 14:59	

LABORATORY CONTROL SAMPLE: 4431659

Parameter	Units	Spike Conc.	LCS Result	LCS % Rec	% Rec Limits	Qualifiers
Alkalinity, Total as CaCO3	mg/L	50	50.6	101	80-120	

LABORATORY CONTROL SAMPLE: 4431660

Parameter	Units	Spike Conc.	LCS Result	LCS % Rec	% Rec Limits	Qualifiers
Alkalinity, Total as CaCO3	mg/L	50	52.5	105	80-120	

MATRIX SPIKE & MATRIX SPIKE DUPLICATE: 4431661 4431662

Parameter	Units	92733822001 Result	MS Spike Conc.	MSD Spike Conc.	MS Result	MSD Result	MS % Rec	MSD % Rec	% Rec Limits	RPD	Max RPD	Qual
Alkalinity, Total as CaCO3	mg/L	176	50	50	221	222	90	90	80-120	0	25	

MATRIX SPIKE & MATRIX SPIKE DUPLICATE: 4431663 4431664

Parameter	Units	92733822004 Result	MS Spike Conc.	MSD Spike Conc.	MS Result	MSD Result	MS % Rec	MSD % Rec	% Rec Limits	RPD	Max RPD	Qual
Alkalinity, Total as CaCO3	mg/L	143	50	50	190	190	94	93	80-120	0	25	

Results presented on this page are in the units indicated by the "Units" column except where an alternate unit is presented to the right of the result.

This report shall not be reproduced, except in full,
without the written consent of Pace Analytical Services, LLC.

Pace Analytical Services, LLC
9800 Kincey Ave. Suite 100
Huntersville, NC 28078
(704)875-9092

QUALITY CONTROL DATA

Project: Hammond AP-1
Pace Project No.: 92733822

QC Batch: 859504
QC Batch Method: SM 2320B-2011
Analysis Method: SM 2320B-2011
Analysis Description: 2320B Alkalinity
Laboratory: Pace Analytical Services - Asheville
Associated Lab Samples: 92733822002, 92733822003, 92733822005, 92733822006, 92733822007, 92733822008

METHOD BLANK: 4433372 Matrix: Water
Associated Lab Samples: 92733822002, 92733822003, 92733822005, 92733822006, 92733822007, 92733822008

Parameter	Units	Blank Result	Reporting Limit	MDL	Analyzed	Qualifiers
Alkalinity, Total as CaCO3	mg/L	ND	5.0	5.0	06/07/24 13:37	
Alkalinity,Bicarbonate (CaCO3)	mg/L	ND	5.0	5.0	06/07/24 13:37	
Alkalinity,Carbonate (CaCO3)	mg/L	ND	5.0	5.0	06/07/24 13:37	

LABORATORY CONTROL SAMPLE: 4433373

Parameter	Units	Spike Conc.	LCS Result	LCS % Rec	% Rec Limits	Qualifiers
Alkalinity, Total as CaCO3	mg/L	50	49.9	100	80-120	

LABORATORY CONTROL SAMPLE: 4433374

Parameter	Units	Spike Conc.	LCS Result	LCS % Rec	% Rec Limits	Qualifiers
Alkalinity, Total as CaCO3	mg/L	50	49.7	99	80-120	

MATRIX SPIKE & MATRIX SPIKE DUPLICATE: 4433375 4433376

Parameter	Units	92733822005 Result	MS Spike Conc.	MSD Spike Conc.	MS Result	MSD Result	MS % Rec	MSD % Rec	% Rec Limits	RPD	Max RPD	Qual
Alkalinity, Total as CaCO3	mg/L	136	50	50	184	183	97	96	80-120	0	25	

MATRIX SPIKE & MATRIX SPIKE DUPLICATE: 4433377 4433378

Parameter	Units	92734198001 Result	MS Spike Conc.	MSD Spike Conc.	MS Result	MSD Result	MS % Rec	MSD % Rec	% Rec Limits	RPD	Max RPD	Qual
Alkalinity, Total as CaCO3	mg/L	67.0	50	50	114	115	95	96	80-120	0	25	

Results presented on this page are in the units indicated by the "Units" column except where an alternate unit is presented to the right of the result.

This report shall not be reproduced, except in full,
without the written consent of Pace Analytical Services, LLC.

Pace Analytical Services, LLC
9800 Kincey Ave. Suite 100
Huntersville, NC 28078
(704)875-9092

QUALITY CONTROL DATA

Project: Hammond AP-1
Pace Project No.: 92733822

QC Batch: 858390
QC Batch Method: SM 4500-S2D-2011
Analysis Method: SM 4500-S2D-2011
Analysis Description: 4500S2D Sulfide Water
Laboratory: Pace Analytical Services - Asheville
Associated Lab Samples: 92733822001, 92733822002, 92733822003, 92733822004, 92733822005, 92733822006, 92733822007, 92733822008

METHOD BLANK: 4428023 Matrix: Water
Associated Lab Samples: 92733822001, 92733822002, 92733822003, 92733822004, 92733822005, 92733822006, 92733822007, 92733822008

Parameter	Units	Blank Result	Reporting Limit	MDL	Analyzed	Qualifiers
Sulfide	mg/L	ND	0.10	0.022	06/02/24 01:56	

LABORATORY CONTROL SAMPLE: 4428024

Parameter	Units	Spike Conc.	LCS Result	LCS % Rec	% Rec Limits	Qualifiers
Sulfide	mg/L	0.5	0.52	105	80-120	

MATRIX SPIKE & MATRIX SPIKE DUPLICATE: 4428025 4428026

Parameter	Units	92733542001 Result	MS Spike Conc.	MSD Spike Conc.	MS Result	MSD Result	MS % Rec	MSD % Rec	% Rec Limits	RPD	Max RPD	Qual
Sulfide	mg/L	ND	0.5	0.5	0.53	0.54	104	107	80-120	3	10	

MATRIX SPIKE & MATRIX SPIKE DUPLICATE: 4428027 4428028

Parameter	Units	92733542003 Result	MS Spike Conc.	MSD Spike Conc.	MS Result	MSD Result	MS % Rec	MSD % Rec	% Rec Limits	RPD	Max RPD	Qual
Sulfide	mg/L	ND	0.5	0.5	0.52	0.56	102	110	80-120	8	10	

Results presented on this page are in the units indicated by the "Units" column except where an alternate unit is presented to the right of the result.

This report shall not be reproduced, except in full,
without the written consent of Pace Analytical Services, LLC.

Pace Analytical Services, LLC
9800 Kincey Ave. Suite 100
Huntersville, NC 28078
(704)875-9092

QUALITY CONTROL DATA

Project: Hammond AP-1
Pace Project No.: 92733822

QC Batch: 858418
QC Batch Method: EPA 300.0 Rev 2.1 1993
Analysis Method: EPA 300.0 Rev 2.1 1993
Analysis Description: 300.0 IC Anions
Laboratory: Pace Analytical Services - Asheville
Associated Lab Samples: 92733822001, 92733822002, 92733822003, 92733822004

METHOD BLANK: 4428096 Matrix: Water
Associated Lab Samples: 92733822001, 92733822002, 92733822003, 92733822004

Parameter	Units	Blank Result	Reporting Limit	MDL	Analyzed	Qualifiers
Chloride	mg/L	ND	1.0	0.60	06/01/24 16:46	
Fluoride	mg/L	ND	0.10	0.050	06/01/24 16:46	
Sulfate	mg/L	ND	1.0	0.50	06/01/24 16:46	

LABORATORY CONTROL SAMPLE: 4428097

Parameter	Units	Spike Conc.	LCS Result	LCS % Rec	% Rec Limits	Qualifiers
Chloride	mg/L	50	51.1	102	90-110	
Fluoride	mg/L	2.5	2.6	104	90-110	
Sulfate	mg/L	50	51.1	102	90-110	

MATRIX SPIKE & MATRIX SPIKE DUPLICATE: 4428098 4428099

Parameter	Units	92733871001 Result	MS Spike Conc.	MSD Spike Conc.	MS Result	MSD Result	MS % Rec	MSD % Rec	% Rec Limits	RPD	Max RPD	Qual
Chloride	mg/L	11.7	50	50	66.7	63.3	110	103	90-110	5	10	
Fluoride	mg/L	0.33	2.5	2.5	3.2	2.9	113	104	90-110	7	10	M1
Sulfate	mg/L	3.5	50	50	58.5	55.1	110	103	90-110	6	10	

MATRIX SPIKE & MATRIX SPIKE DUPLICATE: 4428102 4428103

Parameter	Units	92733765025 Result	MS Spike Conc.	MSD Spike Conc.	MS Result	MSD Result	MS % Rec	MSD % Rec	% Rec Limits	RPD	Max RPD	Qual
Chloride	mg/L	3.2	50	50	56.9	57.5	107	109	90-110	1	10	
Fluoride	mg/L	0.30	2.5	2.5	3.1	3.1	110	111	90-110	1	10	M1
Sulfate	mg/L	43.6	50	50	96.9	97.5	107	108	90-110	1	10	

Results presented on this page are in the units indicated by the "Units" column except where an alternate unit is presented to the right of the result.

REPORT OF LABORATORY ANALYSIS

This report shall not be reproduced, except in full,
without the written consent of Pace Analytical Services, LLC.

Pace Analytical Services, LLC
9800 Kincey Ave. Suite 100
Huntersville, NC 28078
(704)875-9092

QUALITY CONTROL DATA

Project: Hammond AP-1
Pace Project No.: 92733822

QC Batch: 858511
QC Batch Method: EPA 300.0 Rev 2.1 1993
Analysis Method: EPA 300.0 Rev 2.1 1993
Analysis Description: 300.0 IC Anions
Laboratory: Pace Analytical Services - Asheville
Associated Lab Samples: 92733822005, 92733822006, 92733822007, 92733822008

METHOD BLANK: 4428289 Matrix: Water
Associated Lab Samples: 92733822005, 92733822006, 92733822007, 92733822008

Parameter	Units	Blank Result	Reporting Limit	MDL	Analyzed	Qualifiers
Chloride	mg/L	ND	1.0	0.60	06/02/24 21:31	
Fluoride	mg/L	ND	0.10	0.050	06/02/24 21:31	
Sulfate	mg/L	ND	1.0	0.50	06/02/24 21:31	

LABORATORY CONTROL SAMPLE: 4428290

Parameter	Units	Spike Conc.	LCS Result	LCS % Rec	% Rec Limits	Qualifiers
Chloride	mg/L	50	51.0	102	90-110	
Fluoride	mg/L	2.5	2.7	107	90-110	
Sulfate	mg/L	50	51.1	102	90-110	

MATRIX SPIKE & MATRIX SPIKE DUPLICATE: 4428291 4428292

Parameter	Units	92733788001 Result	MS Spike Conc.	MSD Spike Conc.	MS Result	MSD Result	MS % Rec	MSD % Rec	% Rec Limits	RPD	Max RPD	Qual
Chloride	mg/L	70.2	50	50	108	109	75	78	90-110	1	10	M1
Fluoride	mg/L	ND	2.5	2.5	2.6	2.8	105	110	90-110	5	10	
Sulfate	mg/L	22.8	50	50	73.4	75.8	101	106	90-110	3	10	

MATRIX SPIKE & MATRIX SPIKE DUPLICATE: 4428293 4428294

Parameter	Units	92733822007 Result	MS Spike Conc.	MSD Spike Conc.	MS Result	MSD Result	MS % Rec	MSD % Rec	% Rec Limits	RPD	Max RPD	Qual
Chloride	mg/L	ND	50	50	49.3	53.2	99	106	90-110	7	10	
Fluoride	mg/L	ND	2.5	2.5	2.6	2.8	105	112	90-110	6	10	M1
Sulfate	mg/L	ND	50	50	49.3	53.1	99	106	90-110	7	10	

Results presented on this page are in the units indicated by the "Units" column except where an alternate unit is presented to the right of the result.

REPORT OF LABORATORY ANALYSIS

This report shall not be reproduced, except in full,
without the written consent of Pace Analytical Services, LLC.

Pace Analytical Services, LLC
9800 Kincey Ave. Suite 100
Huntersville, NC 28078
(704)875-9092

QUALIFIERS

Project: Hammond AP-1
Pace Project No.: 92733822

DEFINITIONS

DF - Dilution Factor, if reported, represents the factor applied to the reported data due to dilution of the sample aliquot.

ND - Not Detected at or above adjusted reporting limit.

TNTC - Too Numerous To Count

J - Estimated concentration above the adjusted method detection limit and below the adjusted reporting limit.

MDL - Adjusted Method Detection Limit.

PQL - Practical Quantitation Limit.

RL - Reporting Limit - The lowest concentration value that meets project requirements for quantitative data with known precision and bias for a specific analyte in a specific matrix.

S - Surrogate

1,2-Diphenylhydrazine decomposes to and cannot be separated from Azobenzene using Method 8270. The result for each analyte is a combined concentration.

Consistent with EPA guidelines, unrounded data are displayed and have been used to calculate % recovery and RPD values.

LCS(D) - Laboratory Control Sample (Duplicate)

MS(D) - Matrix Spike (Duplicate)

DUP - Sample Duplicate

RPD - Relative Percent Difference

NC - Not Calculable.

SG - Silica Gel - Clean-Up

U - Indicates the compound was analyzed for, but not detected.

Acid preservation may not be appropriate for 2 Chloroethylvinyl ether.

A separate vial preserved to a pH of 4-5 is recommended in SW846 Chapter 4 for the analysis of Acrolein and Acrylonitrile by EPA Method 8260.

N-Nitrosodiphenylamine decomposes and cannot be separated from Diphenylamine using Method 8270. The result reported for each analyte is a combined concentration.

Reported results are not rounded until the final step prior to reporting. Therefore, calculated parameters that are typically reported as "Total" may vary slightly from the sum of the reported component parameters.

Pace Analytical is TNI accredited. Contact your Pace PM for the current list of accredited analytes.

TNI - The NELAC Institute.

ANALYTE QUALIFIERS

M1 Matrix spike recovery exceeded QC limits. Batch accepted based on laboratory control sample (LCS) recovery.

This report shall not be reproduced, except in full,
without the written consent of Pace Analytical Services, LLC.

Pace Analytical Services, LLC
9800 Kincey Ave. Suite 100
Huntersville, NC 28078
(704)875-9092

QUALITY CONTROL DATA CROSS REFERENCE TABLE

Project: Hammond AP-1
Pace Project No.: 92733822

Lab ID	Sample ID	QC Batch Method	QC Batch	Analytical Method	Analytical Batch
92733822001	**HAM-INW-03**	EPA 3010A	858318	EPA 6010D	858334
92733822002	**HAM-PT-09**	EPA 3010A	858318	EPA 6010D	858334
92733822003	**HAM-PT-10**	EPA 3010A	858318	EPA 6010D	858334
92733822004	**HAM-PT-11**	EPA 3010A	858318	EPA 6010D	858334
92733822005	**HAM-PT-12**	EPA 3010A	858318	EPA 6010D	858334
92733822006	**HAM-AP1-EB-01**	EPA 3010A	858318	EPA 6010D	858334
92733822007	**HAM-AP1-FB-01**	EPA 3010A	858318	EPA 6010D	858334
92733822008	**HAM-AP1-FD-01**	EPA 3010A	858318	EPA 6010D	858334
92733822001	**HAM-INW-03**	EPA 3005A	858301	EPA 6020B	858345
92733822002	**HAM-PT-09**	EPA 3005A	858301	EPA 6020B	858345
92733822003	**HAM-PT-10**	EPA 3005A	858301	EPA 6020B	858345
92733822004	**HAM-PT-11**	EPA 3005A	858301	EPA 6020B	858345
92733822005	**HAM-PT-12**	EPA 3005A	858301	EPA 6020B	858345
92733822006	**HAM-AP1-EB-01**	EPA 3005A	858301	EPA 6020B	858345
92733822007	**HAM-AP1-FB-01**	EPA 3005A	858301	EPA 6020B	858345
92733822008	**HAM-AP1-FD-01**	EPA 3005A	858301	EPA 6020B	858345
92733822001	**HAM-INW-03**	EPA 7470A	860215	EPA 7470A	860356
92733822002	**HAM-PT-09**	EPA 7470A	860215	EPA 7470A	860356
92733822003	**HAM-PT-10**	EPA 7470A	860215	EPA 7470A	860356
92733822004	**HAM-PT-11**	EPA 7470A	860215	EPA 7470A	860356
92733822005	**HAM-PT-12**	EPA 7470A	860215	EPA 7470A	860356
92733822006	**HAM-AP1-EB-01**	EPA 7470A	860215	EPA 7470A	860356
92733822007	**HAM-AP1-FB-01**	EPA 7470A	860215	EPA 7470A	860356
92733822008	**HAM-AP1-FD-01**	EPA 7470A	860215	EPA 7470A	860356
92733822001	**HAM-INW-03**	SM 2540C-2015	858596		
92733822002	**HAM-PT-09**	SM 2540C-2015	858596		
92733822003	**HAM-PT-10**	SM 2540C-2015	858596		
92733822004	**HAM-PT-11**	SM 2540C-2015	858596		
92733822005	**HAM-PT-12**	SM 2540C-2015	858596		
92733822006	**HAM-AP1-EB-01**	SM 2540C-2015	858596		
92733822007	**HAM-AP1-FB-01**	SM 2540C-2015	858596		
92733822008	**HAM-AP1-FD-01**	SM 2540C-2015	858596		
92733822001	**HAM-INW-03**	SM 2320B-2011	859203		
92733822002	**HAM-PT-09**	SM 2320B-2011	859504		
92733822003	**HAM-PT-10**	SM 2320B-2011	859504		
92733822004	**HAM-PT-11**	SM 2320B-2011	859203		
92733822005	**HAM-PT-12**	SM 2320B-2011	859504		
92733822006	**HAM-AP1-EB-01**	SM 2320B-2011	859504		
92733822007	**HAM-AP1-FB-01**	SM 2320B-2011	859504		
92733822008	**HAM-AP1-FD-01**	SM 2320B-2011	859504		
92733822001	**HAM-INW-03**	SM 4500-S2D-2011	858390		
92733822002	**HAM-PT-09**	SM 4500-S2D-2011	858390		
92733822003	**HAM-PT-10**	SM 4500-S2D-2011	858390		
92733822004	**HAM-PT-11**	SM 4500-S2D-2011	858390		
92733822005	**HAM-PT-12**	SM 4500-S2D-2011	858390		

This report shall not be reproduced, except in full,
without the written consent of Pace Analytical Services, LLC.

Pace Analytical Services, LLC
9800 Kincey Ave. Suite 100
Huntersville, NC 28078
(704)875-9092

QUALITY CONTROL DATA CROSS REFERENCE TABLE

Project: Hammond AP-1
Pace Project No.: 92733822

Lab ID	Sample ID	QC Batch Method	QC Batch	Analytical Method	Analytical Batch
92733822006	**HAM-AP1-EB-01**	SM 4500-S2D-2011	858390		
92733822007	**HAM-AP1-FB-01**	SM 4500-S2D-2011	858390		
92733822008	**HAM-AP1-FD-01**	SM 4500-S2D-2011	858390		
92733822001	**HAM-INW-03**	EPA 300.0 Rev 2.1 1993	858418		
92733822002	**HAM-PT-09**	EPA 300.0 Rev 2.1 1993	858418		
92733822003	**HAM-PT-10**	EPA 300.0 Rev 2.1 1993	858418		
92733822004	**HAM-PT-11**	EPA 300.0 Rev 2.1 1993	858418		
92733822005	**HAM-PT-12**	EPA 300.0 Rev 2.1 1993	858511		
92733822006	**HAM-AP1-EB-01**	EPA 300.0 Rev 2.1 1993	858511		
92733822007	**HAM-AP1-FB-01**	EPA 300.0 Rev 2.1 1993	858511		
92733822008	**HAM-AP1-FD-01**	EPA 300.0 Rev 2.1 1993	858511		

This report shall not be reproduced, except in full,
without the written consent of Pace Analytical Services, LLC.

Pace

DC#_Title: ENV-FRM-HUN1-0083 v03_Sample Condition Upon Receipt

Effective Date: 12/01/2023

Laboratory receiving samples:
Asheville ☐ Eden ☐ Greenwood ☐ Huntersville ☐ Raleigh ☐ Mechanicsville ☐ Atlanta ☑ Kernersville ☐

Sample Condition Upon Receipt

Client Name: Georgia Power

Project #:

WO#: 92733822

92733822

Courier: ☐ Commercial ☐ Fed Ex ☐ UPS ☐ USPS ☐ Client ☑ Pace ☐ Other:____

Custody Seal Present? ☑ Yes ☐ No Seals Intact? ☑ Yes ☐ No ☐ N/A

Date/Initials Person Examining Contents: 5/21/24 DW

Packing Material: ☑ Bubble Wrap ☐ Bubble Bags ☐ None ☐ Other

Biological Tissue Frozen? ☐ Yes ☐ No ☑ N/A

Thermometer:
☐ IR Gun ID: 230

Type of Ice: ☑ Wet ☐ Blue ☐ None

Cooler Temp: 2.6

Correction Factor: Add/Subtract (°C) 0

Temp should be above freezing to 6°C
☐ Samples out of temp criteria. Samples on ice, cooling process has begun

Cooler Temp Corrected (°C): 2.6

USDA Regulated Soil (☐ N/A, water sample)
Did samples originate in a quarantine zone within the United States: CA, NY, or SC (check maps)? ☐ Yes ☐ No

Did samples originate from a foreign source (internationally, including Hawaii and Puerto Rico)? ☐ Yes ☐ No

				Comments/Discrepancy:
Chain of Custody Present?	☑ Yes	☐ No	☐ N/A	1.
Samples Arrived within Hold Time?	☑ Yes	☐ No	☐ N/A	2.
Short Hold Time Analysis (<72 hr.)?	☐ Yes	☑ No	☐ N/A	3.
Rush Turn Around Time Requested?	☑ Yes	☐ No	☐ N/A	4. 5 DAY TAT
Sufficient Volume?	☑ Yes	☐ No	☐ N/A	5.
Correct Containers Used?	☑ Yes	☐ No	☐ N/A	6.
-Pace Containers Used?	☑ Yes	☐ No	☐ N/A	
Containers Intact?	☑ Yes	☐ No	☐ N/A	7.
Dissolved analysis: Samples Field Filtered?	☐ Yes	☑ No	☐ N/A	8.
Sample Labels Match COC? -Includes Date/Time/ID/Analysis Matrix: WG, WW	☑ Yes	☐ No	☐ N/A	9.
Headspace in VOA Vials (>5-6mm)?	☐ Yes	☐ No	☑ N/A	10.
Trip Blank Present?	☐ Yes	☐ No	☑ N/A	11.
Trip Blank Custody Seals Present?	☐ Yes	☐ No	☑ N/A	

COMMENTS/SAMPLE DISCREPANCY

Field Data Required? ☐ Yes ☐ No

Lot ID of split containers:

CLIENT NOTIFICATION/RESOLUTION

Person contacted: Date/Time:

Project Manager SCURF Review: Date:

Project Manager SRF Review: Date:

Pace

DC#_Title: ENV-FRM-HUN1-0083 v03_Sample Condition Upon Receipt

Effective Date: 12/01/2023

WO#: 92733822

PM: BV Due Date: 06/14/24

CLIENT: 92- GP-HAM

*Check mark top half of box if pH and/or dechlorination is verified and within the acceptance range for preservation samples.

Exceptions: VOA, Coliform, TOC, Oil and Grease, DRO/8015 (water) DOC, LLHg

Project #

**Bottom half of box is to list number of bottles

***Check all unpreserved Nitrates for chlorine

Item#	BP4U-125 mL Plastic Unpreserved (N/A) (Cl-)	BP3U-250 mL Plastic Unpreserved (N/A)	BP2U-500 mL Plastic Unpreserved (N/A)	BP1U-1 liter Plastic Unpreserved (N/A)	BP4S-125 mL Plastic H2SO4 (pH < 2) (Cl-)	BP3N-250 mL plastic HNO3 (pH < 2)	BP4Z-125 mL Plastic Zn Acetate & NaOH (>9)	BP4B-125 mL Plastic NaOH (pH > 12) (Cl-)	WGFU-Wide-mouthed Glass jar Unpreserved	AG1U-1 liter Amber Unpreserved (N/A) (Cl-)	AG1H-1 liter Amber HCl (pH < 2)	AG3U-250 mL Amber Unpreserved (N/A) (Cl-)	AG1S-1 liter Amber H2SO4 (pH < 2)	AG3S-250 mL Amber H2SO4 (pH < 2)	DG94-40 mL Amber NH4Cl (N/A)(Cl-)	DG9H-40 mL VOA HCl (N/A)	VG9T-40 mL VOA Na2S2O3 (N/A)	VG9U-40 mL VOA Unpreserved (N/A)	DG9V-40 mL VOA H3PO4 (N/A)	KP7U-50 mL Plastic Unpreserved (N/A)	V/GK (3 vials per kit)-VPH/Gas kit (N/A)	SP5T-125 mL Sterile Plastic (N/A – lab)	SP2T-250 mL Sterile Plastic (N/A – lab)		BP3R-250 mL Plastic (NH2)2SO4 (9.3-9.7)	AG0U-100 mL Amber Unpreserved (N/A) (Cl-)	VSGU-20 mL Scintillation vials (N/A)	DG9U-40 mL Amber Unpreserved vials (N/A)
1		2	1			1 ✓	1 ✓																					
2		2	1			1 ✓	1 ✓																					
3		2	1			1 ✓	1 ✓																					
4		2	1			1 ✓	1 ✓																					
5		2	1			1 ✓	1 ✓																					
6		2	1			1 ✓	1 ✓																					
7		2	1			1 ✓	1 ✓																					
8		2	1			1 ✓	1 ✓																					
9																												
10																												
11																												
12																												

pH Adjustment Log for Preserved Samples

Sample ID	Type of Preservative	pH upon receipt	Date preservation adjusted	Time preservation adjusted	Amount of Preservative added	Lot #

Note: Whenever there is a discrepancy affecting North Carolina compliance samples, a copy of this form will be sent to the North Carolina DENR Certification Office (i.e. Out of hold, incorrect preservative, out of temp, incorrect containers.

Pace Analytical

CHAIN-OF-CUSTODY / Analytical Request Document

The Chain-of-Custody is a LEGAL DOCUMENT. All relevant fields must be completed accurately.

Page: 1 of 1

Section A Required Client Information

Company	GA Power
Address	Atlanta, GA
Email To	SCS Contacts
Phone	
Fax	
Requested Due Date/TAT:	5 day

Section B Required Project Information

Report To	SCS Contacts
Copy To	Geosyntec Contacts
Purchase Order No.	GPC82474-0001
Project Name	Hammond AP-1
Project Number	

Section C Invoice Information

Attention	Southern Co
Company Name	
Address	
Pace Quote Reference:	
Pace Project Manager	Bonnie Vang
Pace Profile #	10839

REGULATORY AGENCY

☐ NPDES ☐ GROUND WATER ☐ DRINKING WATER
☐ UST ☐ RCRA ☑ OTHER CCR

Site Location STATE: GA

Section D Required Client Information

Valid Matrix Codes

MATRIX	CODE
DRINKING WATER	DW, WT
WATER	WW
WASTE WATER	W
PRODUCT	P
SOLID/SOIL	SL
OIL	OL
WIPE	WP
AIR	AR
OTHER	OT
TISSUE	TS

SAMPLE ID (A-Z, 0-9 / -) Sample IDs MUST BE UNIQUE

Requested Analysis Filtered (Y/N)

ITEM #	SAMPLE ID	MATRIX CODE (see valid codes to left)	SAMPLE TYPE (G=GRAB C=COMP)	COLLECTED COMPOSITE START DATE	TIME	COMPOSITE END DATE	TIME	SAMPLE TEMP AT COLLECTION	# OF CONTAINERS	Preservatives: Unpreserved	H_2SO_4	HNO_3	HCl	NaOH	$Na_2S_2O_3$	Methanol	Other	Analysis Test Y/N	Chloride, Fluoride, Sulfate	Full App. III and IV metals	Major Ions (Profile 10839-2)	TDS	Residual Chlorine (Y/N)	Pace Project No./ Lab I.D. 92733822
1	HAM-INW-03	WG	G	5/29/2024	1414			20	5	3		1					1		X	X	X	X	N	001
2	HAM-PT-09	WG	G	5/30/2024	1152			20	5	3		1					1		X	X	X	X	N	002
3	HAM-PT-10	WG	G	5/30/2024	1440			20	5	3		1					1		X	X	X	X	N	003
4	HAM-PT-11	WG	G	5/29/2024	1643			19	5	3		1					1		X	X	X	X	N	004
5	HAM-PT-12	WG	G	5/29/2024	1208			19	5	3		1					1		X	X	X	X	N	005
6	HAM-AP1-EB-01	WG	G	5/30/2024	1659			20	5	3		1					1		X	X	X	X	N	006
7	HAM-AP1-FB-01	WG	G	5/30/2024	1652			20	5	3		1					1		X	X	X	X	N	007
8	HAM-AP1-FD-01	WG	G	5/30/2024	0000			20	5	3		1					1		X	X	X	X	N	
9																								
10																								
11																								
12																								

ADDITIONAL COMMENTS	RELINQUISHED BY / AFFILIATION	DATE	TIME	ACCEPTED BY / AFFILIATION	DATE	TIME	SAMPLE CONDITIONS
Task Code: HAM-CCR-CA-20240529	Zain Webb / Geosyntec	5-30-2024	1900	Anthony Grant / Geosyntec	5-30-2024	1900	
	Anthony Grant / Geosyntec	5-31-2024	1205	Ryan Williams / Pace	5/31/2024	1205	
	Ryan Williams / Pace	5/31/2024	1252		5/31/24	1252	

SAMPLER NAME AND SIGNATURE

PRINT Name of SAMPLER: Zain Webb / Geosyntec Consultants, Inc.

SIGNATURE of SAMPLER: Zain Webb DATE Signed (MM/DD/YY): 5/30/2024

Temp in °C | Received on Ice (Y/N) | Custody Sealed Cooler (Y/N) | Samples Intact (Y/N)

*Important Note: By signing this form you are accepting Pace's NET 30 day payment terms and agreeing to late charges of 1.5% per month for any invoices not paid within 30 days.

F-ALL-Q-020rev.07, 15-Feb-2007

Field Sampling Forms

Low-Flow Test Report:

Test Date / Time: 7/13/2023 9:51:13 AM
Project: GW6581
Operator Name: Alana Neely

Location Name: HGWC-8 **Well Diameter: 2 in** **Casing Type: PVC** **Screen Length: 10 ft** **Top of Screen: 15.5 ft** **Total Depth: 25.51 ft** **Initial Depth to Water: 13.41 ft**	**Pump Type: Peri** **Tubing Type: Poly** **Pump Intake From TOC: 20.5 ft** **Estimated Total Volume Pumped: 11.25 L** **Flow Cell Volume: 90 ml** **Final Flow Rate: 250 ml/min Final Draw Down: 0.06 ft**	**Instrument Used: Aqua TROLL 400** **Serial Number: 884187**

Test Notes:
Five bottles: Full App III and IV and Geochem

Weather Conditions:
73-91 deg F; sunny

Low-Flow Readings:

Date Time	Elapsed Time	pH	Temperature	Specific Conductivity	RDO Concentration	Turbidity	ORP	Depth to Water	Flow
		+/- 0.1	+/- 0.5	+/- 5 %	+/- 0.2	+/- 5	+/- 10	+/- 0.3	
7/13/2023 9:51 AM	00:00	6.54 pH	20.67 °C	704.35 µS/cm	0.12 mg/L	108.00 NTU	75.0 mV	13.40 ft	250.00 ml/min
7/13/2023 9:51 AM	00:29	6.56 pH	20.65 °C	700.23 µS/cm	0.12 mg/L		65.9 mV	13.40 ft	250.00 ml/min
7/13/2023 9:56 AM	05:29	6.60 pH	20.41 °C	716.26 µS/cm	0.08 mg/L	50.40 NTU	60.7 mV	13.45 ft	250.00 ml/min
7/13/2023 10:01 AM	10:29	6.63 pH	21.14 °C	714.09 µS/cm	0.07 mg/L	27.90 NTU	45.7 mV	13.47 ft	250.00 ml/min
7/13/2023 10:06 AM	15:29	6.64 pH	21.51 °C	723.67 µS/cm	0.06 mg/L	16.20 NTU	41.8 mV	13.47 ft	250.00 ml/min
7/13/2023 10:11 AM	20:29	6.65 pH	21.74 °C	717.17 µS/cm	0.05 mg/L	12.10 NTU	45.9 mV	13.47 ft	250.00 ml/min
7/13/2023 10:16 AM	25:29	6.65 pH	21.08 °C	721.11 µS/cm	0.04 mg/L	8.93 NTU	41.5 mV	13.47 ft	250.00 ml/min
7/13/2023 10:21 AM	30:29	6.65 pH	21.43 °C	721.10 µS/cm	0.04 mg/L	8.41 NTU	47.0 mV	13.47 ft	250.00 ml/min
7/13/2023 10:26 AM	35:29	6.56 pH	21.58 °C	702.26 µS/cm	0.14 mg/L	5.41 NTU	51.1 mV	13.47 ft	250.00 ml/min
7/13/2023 10:31 AM	40:29	6.65 pH	21.38 °C	723.48 µS/cm	0.08 mg/L	4.50 NTU	48.4 mV	13.47 ft	250.00 ml/min

Samples

Sample ID:	Description:

HAM-HGWC-8	Grab.

Low-Flow Test Report:

Test Date / Time: 7/17/2023 10:12:40 AM
Project: GW6581
Operator Name: Alana Neely

Location Name: HGWC-13 **Well Diameter: 2 in** **Casing Type: PVC** **Screen Length: 10 ft** **Top of Screen: 32 ft** **Total Depth: 42 ft** **Initial Depth to Water: 26.4 ft**	**Pump Type: Bladder** **Tubing Type: Poly** **Pump Intake From TOC: 37 ft** **Estimated Total Volume Pumped: 19 L** **Flow Cell Volume: 90 ml** **Final Flow Rate: 200 ml/min Final Draw Down: 0.4 ft**	**Instrument Used: Aqua TROLL 400** **Serial Number: 884187**

Test Notes:
Five bottles: Full App III and IV and Geochem

Weather Conditions:
66-93 deg F Sunny

Low-Flow Readings:

Date Time	Elapsed Time	pH	Temperature	Specific Conductivity	RDO Concentration	Turbidity	ORP	Depth to Water	Flow
		+/- 0.1	+/- 0.5	+/- 5 %	+/- 0.2	+/- 5	+/- 10	+/- 0.3	
7/17/2023 10:12 AM	00:00	6.59 pH	20.94 °C	1,029.2 µS/cm	0.23 mg/L	37.60 NTU	-74.7 mV	26.80 ft	200.00 ml/min
7/17/2023 10:17 AM	05:00	6.64 pH	20.94 °C	1,029.0 µS/cm	0.16 mg/L	41.90 NTU	-80.9 mV	26.80 ft	200.00 ml/min
7/17/2023 10:22 AM	10:00	6.64 pH	21.07 °C	1,020.4 µS/cm	0.17 mg/L	61.80 NTU	-61.9 mV	26.80 ft	200.00 ml/min
7/17/2023 10:27 AM	15:00	6.66 pH	22.28 °C	1,002.2 µS/cm	1.80 mg/L	40.00 NTU	-2.6 mV	26.80 ft	200.00 ml/min
7/17/2023 10:32 AM	20:00	6.61 pH	21.57 °C	993.49 µS/cm	0.35 mg/L	42.20 NTU	-15.2 mV	26.80 ft	200.00 ml/min
7/17/2023 10:37 AM	25:00	6.61 pH	22.19 °C	1,005.4 µS/cm	0.35 mg/L	49.20 NTU	-32.1 mV	26.80 ft	200.00 ml/min
7/17/2023 10:42 AM	30:00	6.62 pH	22.55 °C	1,016.7 µS/cm	0.28 mg/L	58.00 NTU	-52.3 mV	26.80 ft	200.00 ml/min
7/17/2023 10:47 AM	35:00	6.63 pH	23.25 °C	1,027.9 µS/cm	0.28 mg/L	64.50 NTU	-68.7 mV	26.80 ft	200.00 ml/min
7/17/2023 10:52 AM	40:00	6.64 pH	22.88 °C	1,017.4 µS/cm	0.25 mg/L	43.20 NTU	-58.0 mV	26.80 ft	200.00 ml/min
7/17/2023 10:57 AM	45:00	6.65 pH	22.54 °C	1,021.8 µS/cm	0.18 mg/L	34.80 NTU	-69.7 mV	26.80 ft	200.00 ml/min
7/17/2023 11:02 AM	50:00	6.65 pH	22.65 °C	1,023.7 µS/cm	0.15 mg/L	29.60 NTU	-72.4 mV	26.80 ft	200.00 ml/min
7/17/2023 11:07 AM	55:00	6.66 pH	22.73 °C	1,024.7 µS/cm	0.14 mg/L	24.00 NTU	-74.1 mV	26.80 ft	200.00 ml/min
7/17/2023 11:12 AM	01:00:00	6.65 pH	22.81 °C	1,024.2 µS/cm	0.12 mg/L	18.20 NTU	-68.2 mV	26.80 ft	200.00 ml/min

7/17/2023 11:17 AM	01:05:00	6.66 pH	22.81 °C	1,020.8 µS/cm	0.11 mg/L	14.60 NTU	-75.5 mV	26.80 ft	200.00 ml/min
7/17/2023 11:22 AM	01:10:00	6.66 pH	22.84 °C	1,022.9 µS/cm	0.10 mg/L	13.70 NTU	-69.1 mV	26.80 ft	200.00 ml/min
7/17/2023 11:27 AM	01:15:00	6.66 pH	22.81 °C	1,024.0 µS/cm	0.09 mg/L	12.50 NTU	-69.6 mV	26.80 ft	200.00 ml/min
7/17/2023 11:32 AM	01:20:00	6.66 pH	22.92 °C	1,024.1 µS/cm	0.09 mg/L	9.80 NTU	-76.8 mV	26.80 ft	200.00 ml/min
7/17/2023 11:37 AM	01:25:00	6.66 pH	23.08 °C	1,025.7 µS/cm	0.09 mg/L	6.70 NTU	-70.1 mV	26.80 ft	200.00 ml/min
7/17/2023 11:42 AM	01:30:00	6.67 pH	23.26 °C	1,024.5 µS/cm	0.08 mg/L	4.26 NTU	-77.2 mV	26.80 ft	200.00 ml/min

Samples

Sample ID:	Description:
HAM-HGWC-13	Grab.

Low-Flow Test Report:

Test Date / Time: 7/13/2023 3:37:26 PM
Project: GW6581
Operator Name: Alana Neely

Location Name: PT-07 **Well Diameter: 2 in** **Casing Type: PVC** **Screen Length: 10 ft** **Top of Screen: 38.6 ft** **Total Depth: 48.6 ft** **Initial Depth to Water: 25.3 ft**	**Pump Type: Peri** **Tubing Type: Poly** **Pump Intake From TOC: 43.6 ft** **Estimated Total Volume Pumped: 9 L** **Flow Cell Volume: 90 ml** **Final Flow Rate: 200 ml/min Final Draw Down: 0 ft**	**Instrument Used: Aqua TROLL 400** **Serial Number: 884187**

Test Notes:
Five bottles: Full App III and IV and Geochem

Weather Conditions:
73-91 deg F sunny

Low-Flow Readings:

Date Time	Elapsed Time	pH	Temperature	Specific Conductivity	RDO Concentration	Turbidity	ORP	Depth to Water	Flow
		+/- 0.1	+/- 0.5	+/- 5 %	+/- 0.2	+/- 5	+/- 10	+/- 0.3	
7/13/2023 3:37 PM	00:00	6.80 pH	28.25 °C	1,056.0 µS/cm	1.39 mg/L	21.70 NTU	-108.6 mV	25.30 ft	200.00 ml/min
7/13/2023 3:42 PM	05:00	6.81 pH	26.88 °C	1,079.0 µS/cm	0.68 mg/L	21.30 NTU	-111.1 mV	25.30 ft	200.00 ml/min
7/13/2023 3:47 PM	10:00	6.82 pH	26.52 °C	1,072.1 µS/cm	0.49 mg/L	18.70 NTU	-127.0 mV	25.30 ft	200.00 ml/min
7/13/2023 3:52 PM	15:00	6.80 pH	27.35 °C	1,080.9 µS/cm	0.48 mg/L	16.00 NTU	-128.2 mV	25.30 ft	200.00 ml/min
7/13/2023 3:57 PM	20:00	6.77 pH	27.44 °C	979.74 µS/cm	0.41 mg/L	9.81 NTU	-113.5 mV	25.30 ft	200.00 ml/min
7/13/2023 4:02 PM	25:00	6.76 pH	27.85 °C	1,068.5 µS/cm	0.35 mg/L	9.08 NTU	-126.8 mV	25.30 ft	200.00 ml/min
7/13/2023 4:07 PM	30:00	6.76 pH	27.68 °C	1,061.0 µS/cm	0.32 mg/L	6.69 NTU	-111.9 mV	25.30 ft	200.00 ml/min
7/13/2023 4:12 PM	35:00	6.75 pH	27.81 °C	1,069.4 µS/cm	0.29 mg/L	6.01 NTU	-125.6 mV	25.30 ft	200.00 ml/min
7/13/2023 4:17 PM	40:00	6.76 pH	27.26 °C	1,064.5 µS/cm	0.30 mg/L	4.91 NTU	-111.0 mV	25.30 ft	200.00 ml/min

Samples

Sample ID:	Description:
HAM-PT-07	Grab.

HAM-AP1-FD-01	Grab.

Created using VuSitu from In-Situ, Inc.

Low-Flow Test Report:

Test Date / Time: 7/13/2023 5:11:34 PM
Project: GW6581
Operator Name: Alana Neely

Location Name: PT-08 **Well Diameter: 2 in** **Casing Type: PVC** **Screen Length: 10 ft** **Top of Screen: 33 ft** **Total Depth: 43 ft** **Initial Depth to Water: 22.2 ft**	**Pump Type: Peri** **Tubing Type: Poly** **Pump Intake From TOC: 38 ft** **Estimated Total Volume Pumped: 8 L** **Flow Cell Volume: 90 ml** **Final Flow Rate: 200 ml/min Final Draw Down: 0.1 ft**	**Instrument Used: Aqua TROLL 400** **Serial Number: 884187**

Test Notes:
Five bottles: Full App III and IV and Geochem
Weather Conditions:
73-91 deg F sunny
Low-Flow Readings:

Date Time	Elapsed Time	pH	Temperature	Specific Conductivity	RDO Concentration	Turbidity	ORP	Depth to Water	Flow
		+/- 0.1	+/- 0.5	+/- 5 %	+/- 0.2	+/- 5	+/- 10	+/- 0.3	
7/13/2023 5:11 PM	00:00	6.70 pH	26.09 °C	930.24 µS/cm	0.88 mg/L	20.20 NTU	-77.5 mV	22.30 ft	200.00 ml/min
7/13/2023 5:16 PM	05:00	6.68 pH	24.72 °C	960.77 µS/cm	1.07 mg/L	19.70 NTU	-81.4 mV	22.30 ft	200.00 ml/min
7/13/2023 5:21 PM	10:00	6.67 pH	24.21 °C	962.53 µS/cm	0.13 mg/L	24.30 NTU	-101.1 mV	22.30 ft	200.00 ml/min
7/13/2023 5:26 PM	15:00	6.66 pH	24.14 °C	972.51 µS/cm	0.11 mg/L	22.50 NTU	-107.9 mV	22.30 ft	200.00 ml/min
7/13/2023 5:31 PM	20:00	6.67 pH	24.49 °C	1,002.9 µS/cm	0.10 mg/L	8.59 NTU	-124.8 mV	22.30 ft	200.00 ml/min
7/13/2023 5:36 PM	25:00	6.68 pH	24.12 °C	999.67 µS/cm	0.08 mg/L	6.25 NTU	-115.1 mV	22.30 ft	200.00 ml/min
7/13/2023 5:41 PM	30:00	6.66 pH	24.79 °C	1,007.2 µS/cm	0.09 mg/L	7.11 NTU	-116.7 mV	22.30 ft	200.00 ml/min
7/13/2023 5:46 PM	35:00	6.66 pH	24.53 °C	1,007.1 µS/cm	0.09 mg/L	4.41 NTU	-124.9 mV	22.30 ft	200.00 ml/min

Samples

Sample ID:	Description:
HAM-PT-08	Grab.

Low-Flow Test Report:

Test Date / Time: 7/13/2023 11:06:04 AM
Project: GW6581
Operator Name: Alana Neely

Location Name: PT-09 **Well Diameter: 2 in Casing** **Type: PVC** **Screen Length: 10 ft** **Top of Screen: 18.5 ft** **Total Depth: 28.5 ft** **Initial Depth to Water: 14 ft**	**Pump Type: Peri** **Tubing Type: Poly** **Pump Intake From TOC: 23.5 ft** **Estimated Total Volume Pumped: 25.25 L** **Flow Cell Volume: 90 ml** **Final Flow Rate: 250 ml/min Final Draw Down: 0.1 ft**	**Instrument Used: Aqua TROLL 400** **Serial Number: 884187**

Test Notes:
Five bottles: Full App III and IV and Geochem

Weather Conditions:
73-91 deg F sunny

Low-Flow Readings:

Date Time	Elapsed Time	pH	Temperature	Specific Conductivity	RDO Concentration	Turbidity	ORP	Depth to Water	Flow
		+/- 0.1	+/- 0.5	+/- 5 %	+/- 0.2	+/- 5	+/- 10	+/- 0.3	
7/13/2023 11:06 AM	00:00	6.47 pH	23.91 °C	730.32 µS/cm	0.18 mg/L	3.55 NTU	32.8 mV	14.10 ft	250.00 ml/min
7/13/2023 11:07 AM	01:07	6.52 pH	23.22 °C	743.74 µS/cm	0.15 mg/L	-	11.4 mV	14.10 ft	250.00 ml/min
7/13/2023 11:12 AM	06:07	6.56 pH	22.23 °C	753.03 µS/cm	0.09 mg/L	2.51 NTU	6.0 mV	14.10 ft	250.00 ml/min
7/13/2023 11:17 AM	11:07	6.57 pH	22.47 °C	754.10 µS/cm	0.06 mg/L	2.49 NTU	3.4 mV	14.10 ft	250.00 ml/min
7/13/2023 11:22 AM	16:07	6.57 pH	22.10 °C	764.27 µS/cm	0.05 mg/L	4.55 NTU	-9.5 mV	14.10 ft	250.00 ml/min
7/13/2023 11:27 AM	21:07	6.58 pH	22.12 °C	768.51 µS/cm	0.04 mg/L	3.98 NTU	-12.2 mV	14.10 ft	250.00 ml/min
7/13/2023 11:32 AM	26:08	6.42 pH	22.27 °C	729.76 µS/cm	0.04 mg/L	4.56 NTU	4.1 mV	14.10 ft	250.00 ml/min
7/13/2023 11:37 AM	31:08	6.57 pH	22.45 °C	763.33 µS/cm	0.03 mg/L	10.50 NTU	3.6 mV	14.10 ft	250.00 ml/min
7/13/2023 11:42 AM	36:08	6.56 pH	22.99 °C	768.69 µS/cm	0.03 mg/L	16.20 NTU	-19.3 mV	14.10 ft	250.00 ml/min
7/13/2023 11:47 AM	41:08	6.45 pH	23.29 °C	723.65 µS/cm	0.03 mg/L	16.60 NTU	6.2 mV	14.10 ft	250.00 ml/min
7/13/2023 11:52 AM	46:08	6.54 pH	23.37 °C	768.73 µS/cm	0.04 mg/L	16.00 NTU	14.3 mV	14.10 ft	250.00 ml/min
7/13/2023 11:57 AM	51:08	6.56 pH	23.35 °C	767.51 µS/cm	0.03 mg/L	18.00 NTU	12.2 mV	14.10 ft	250.00 ml/min
7/13/2023 12:02 PM	56:08	6.56 pH	23.59 °C	770.87 µS/cm	0.02 mg/L	16.30 NTU	3.5 mV	14.10 ft	250.00 ml/min

7/13/2023 12:07 PM	01:01:08	6.56 pH	23.26 °C	771.12 µS/cm	0.02 mg/L	20.10 NTU	5.6 mV	14.10 ft	250.00 ml/min
7/13/2023 12:12 PM	01:06:08	6.56 pH	23.45 °C	773.37 µS/cm	0.02 mg/L	16.70 NTU	7.1 mV	14.10 ft	250.00 ml/min
7/13/2023 12:17 PM	01:11:08	6.56 pH	23.36 °C	775.77 µS/cm	0.02 mg/L	13.30 NTU	9.8 mV	14.10 ft	250.00 ml/min
7/13/2023 12:22 PM	01:16:08	6.57 pH	24.10 °C	773.97 µS/cm	0.02 mg/L	11.81 NTU	14.8 mV	14.10 ft	250.00 ml/min
7/13/2023 12:26 PM	01:20:29	6.57 pH	23.62 °C	771.90 µS/cm	0.02 mg/L	10.18 NTU	15.0 mV	14.10 ft	250.00 ml/min
7/13/2023 12:31 PM	01:25:29	6.57 pH	23.66 °C	776.24 µS/cm	0.02 mg/L	9.43 NTU	18.2 mV	14.10 ft	250.00 ml/min
7/13/2023 12:36 PM	01:30:29	6.57 pH	24.30 °C	779.12 µS/cm	0.02 mg/L	7.91 NTU	16.2 mV	14.10 ft	250.00 ml/min
7/13/2023 12:41 PM	01:35:29	6.57 pH	24.48 °C	779.77 µS/cm	0.02 mg/L	4.95 NTU	18.4 mV	14.10 ft	250.00 ml/min

Samples

Sample ID:	Description:
HAM-PT-09	Grab.

Low-Flow Test Report:

Test Date / Time: 7/13/2023 1:16:15 PM
Project: GW6581
Operator Name: Alana Neely

Location Name: PT-10 **Well Diameter: 2 in** **Casing Type: PVC** **Screen Length: 10 ft** **Top of Screen: 18 ft** **Total Depth: 28 ft** **Initial Depth to Water: 14 ft**	**Pump Type: Peri** **Tubing Type: Poly** **Pump Intake From TOC: 23 ft** **Estimated Total Volume Pumped: 12 L** **Flow Cell Volume: 90 ml** **Final Flow Rate: 200 ml/min Final Draw Down: 0.3 ft**	**Instrument Used: Aqua TROLL 400** **Serial Number: 884187**

Test Notes:
Five bottles: Full App III and IV and Geochem

Weather Conditions:
73-91 deg F; sunny

Low-Flow Readings:

Date Time	Elapsed Time	pH	Temperature	Specific Conductivity	RDO Concentration	Turbidity	ORP	Depth to Water	Flow
		+/- 0.1	+/- 0.5	+/- 5 %	+/- 0.2	+/- 5	+/- 10	+/- 0.3	
7/13/2023 1:16 PM	00:00	7.05 pH	24.25 °C	808.38 µS/cm	0.31 mg/L	11.60 NTU	-135.4 mV	14.30 ft	200.00 ml/min
7/13/2023 1:21 PM	04:45	7.04 pH	22.90 °C	832.12 µS/cm	0.49 mg/L	20.60 NTU	-134.8 mV	14.30 ft	200.00 ml/min
7/13/2023 1:25 PM	09:02	7.05 pH	22.36 °C	827.40 µS/cm	0.12 mg/L	18.10 NTU	-142.1 mV	14.30 ft	200.00 ml/min
7/13/2023 1:30 PM	14:02	7.04 pH	21.87 °C	835.53 µS/cm	0.10 mg/L	13.20 NTU	-136.6 mV	14.30 ft	200.00 ml/min
7/13/2023 1:35 PM	19:02	7.03 pH	22.00 °C	831.33 µS/cm	0.08 mg/L	12.47 NTU	-182.4 mV	14.30 ft	200.00 ml/min
7/13/2023 1:40 PM	24:02	7.03 pH	22.23 °C	834.62 µS/cm	0.06 mg/L	10.64 NTU	-179.2 mV	14.30 ft	200.00 ml/min
7/13/2023 1:45 PM	29:02	7.02 pH	21.83 °C	837.40 µS/cm	0.05 mg/L	9.54 NTU	-126.6 mV	14.30 ft	200.00 ml/min
7/13/2023 1:50 PM	34:02	7.02 pH	22.13 °C	840.48 µS/cm	0.05 mg/L	8.72 NTU	-173.7 mV	14.30 ft	200.00 ml/min
7/13/2023 1:55 PM	39:02	7.02 pH	21.98 °C	834.18 µS/cm	0.04 mg/L	7.59 NTU	-122.1 mV	14.30 ft	200.00 ml/min
7/13/2023 2:00 PM	44:02	7.01 pH	21.89 °C	840.03 µS/cm	0.04 mg/L	6.56 NTU	-118.7 mV	14.30 ft	200.00 ml/min
7/13/2023 2:05 PM	49:02	7.01 pH	22.10 °C	840.92 µS/cm	0.03 mg/L	5.64 NTU	-163.8 mV	14.30 ft	200.00 ml/min
7/13/2023 2:10 PM	54:02	7.01 pH	21.95 °C	842.15 µS/cm	0.03 mg/L	4.94 NTU	-161.5 mV	14.30 ft	200.00 ml/min

Samples

Sample ID:	Description:
HAM-PT-10	Grab.

Created using VuSitu from In-Situ, Inc.

Low-Flow Test Report:

Test Date / Time: 8/9/2023 3:28:27 PM
Project: GP-Plant Hammond
Operator Name: Elisabeth McDonnelll

Location Name: MW-53 **Well Diameter: 2 in** **Casing Type: PVC** **Screen Length: 10 ft** **Top of Screen: 26.6 ft** **Total Depth: 36.35 ft** **Initial Depth to Water: 16.0 ft**	**Pump Type: Peri** **Tubing Type: Poly** **Pump Intake From TOC: 31.6 ft** **Estimated Total Volume Pumped: 15 liter** **Flow Cell Volume: 90 ml** **Final Flow Rate: 200 ml/min** **Final Draw Down: 0.08 ft**	**Instrument Used: Aqua TROLL 400** **Serial Number: 989630**

Test Notes:
One bottle: Boron and Molybdenum

Weather Conditions:
Sunny, 72 Degrees F

Low-Flow Readings:

Date Time	Elapsed Time	pH	Temperature	Specific Conductivity	RDO Concentration	Turbidity	ORP	Depth to Water	Flow
		+/- 0.1	+/- 0.5	+/- 5 %	+/- 0.2	+/- 5	+/- 10	+/- 0.3	
8/9/2023 3:28 PM	00:00	6.58 pH	21.50 °C	811.88 µS/cm	1.19 mg/L	4.93 NTU	46.9 mV	16.07 ft	200.00 ml/min
8/9/2023 3:33 PM	05:00	6.63 pH	21.32 °C	834.15 µS/cm	0.84 mg/L	3.37 NTU	46.6 mV	16.08 ft	200.00 ml/min
8/9/2023 3:38 PM	10:00	6.63 pH	21.42 °C	836.69 µS/cm	1.03 mg/L	1.67 NTU	47.1 mV	16.06 ft	200.00 ml/min
8/9/2023 3:43 PM	15:00	6.64 pH	21.24 °C	839.10 µS/cm	0.93 mg/L	1.01 NTU	58.2 mV	16.07 ft	200.00 ml/min
8/9/2023 3:48 PM	20:00	6.63 pH	21.28 °C	836.21 µS/cm	0.84 mg/L	0.45 NTU	47.3 mV	16.07 ft	200.00 ml/min
8/9/2023 3:53 PM	25:00	6.63 pH	20.90 °C	837.24 µS/cm	0.54 mg/L	0.78 NTU	59.3 mV	16.07 ft	200.00 ml/min
8/9/2023 3:58 PM	30:00	6.63 pH	21.19 °C	835.68 µS/cm	1.45 mg/L	0.29 NTU	60.3 mV	16.08 ft	200.00 ml/min
8/9/2023 4:03 PM	35:00	6.64 pH	21.06 °C	833.61 µS/cm	0.78 mg/L	0.04 NTU	60.1 mV	16.08 ft	200.00 ml/min
8/9/2023 4:08 PM	40:00	6.63 pH	21.03 °C	828.43 µS/cm	1.29 mg/L	0.00 NTU	60.7 mV	16.08 ft	200.00 ml/min
8/9/2023 4:13 PM	45:00	6.63 pH	20.94 °C	827.95 µS/cm	0.65 mg/L	0.04 NTU	60.6 mV	16.08 ft	200.00 ml/min
8/9/2023 4:18 PM	50:00	6.63 pH	20.17 °C	756.61 µS/cm	2.48 mg/L	0.00 NTU	49.0 mV	16.07 ft	200.00 ml/min
8/9/2023 4:23 PM	55:00	6.65 pH	19.90 °C	754.42 µS/cm	1.81 mg/L	0.00 NTU	48.3 mV	16.08 ft	200.00 ml/min
8/9/2023 4:28 PM	01:00:00	6.63 pH	19.72 °C	846.76 µS/cm	0.35 mg/L	0.00 NTU	59.5 mV	16.08 ft	200.00 ml/min
8/9/2023 4:33 PM	01:05:00	6.63 pH	19.64 °C	847.37 µS/cm	0.29 mg/L	0.01 NTU	47.3 mV	16.07 ft	200.00 ml/min
8/9/2023 4:38 PM	01:10:00	6.63 pH	19.60 °C	848.27 µS/cm	0.24 mg/L		57.3 mV	16.08 ft	200.00 ml/min

Samples

Sample ID:	Description:
HAM-MW-53	Grab.

Low-Flow Test Report:

Test Date / Time: 8/9/2023 3:26:03 PM
Project: GP-Plant Hammond
Operator Name: Thomas Kessler

Location Name: MW-54 **Well Diameter: 2 in** **Casing Type: PVC** **Screen Length: 10 ft** **Top of Screen: 28.3 ft** **Total Depth: 38.30 ft** **Initial Depth to Water: 24.15 ft**	**Pump Type: Peri** **Tubing Type: Poly** **Pump Intake From TOC: 33.3 ft** **Estimated Total Volume Pumped: 9 liter** **Flow Cell Volume: 90 ml** **Final Flow Rate: 100 ml/min** **Final Draw Down: 0.1ft**	**Instrument Used: Aqua TROLL 400** **Serial Number: 850724**

Test Notes:
One bottle: Boron and Arsenic

Weather Conditions:
Sunny, 85 Degrees F

Low-Flow Readings:

Date Time	Elapsed Time	pH	Temperature	Specific Conductivity	RDO Concentration	Turbidity	ORP	Depth to Water	Flow
		+/- 0.1	+/- 0.5	+/- 5 %	+/- 0.2	+/- 5	+/- 10	+/- 0.3	
8/9/2023 3:26 PM	00:00	5.01 pH	26.69 °C	329.38 µS/cm	1.73 mg/L	5.12 NTU	171.8 mV	24.25 ft	100.00 ml/min
8/9/2023 3:31 PM	05:00	4.98 pH	25.95 °C	330.64 µS/cm	1.70 mg/L	6.87 NTU	149.1 mV	24.25 ft	100.00 ml/min
8/9/2023 3:36 PM	10:00	4.99 pH	25.33 °C	330.08 µS/cm	1.65 mg/L	6.29 NTU	185.3 mV	24.25 ft	100.00 ml/min
8/9/2023 3:41 PM	15:00	5.02 pH	24.97 °C	332.29 µS/cm	1.57 mg/L	5.76 NTU	180.6 mV	24.25 ft	100.00 ml/min
8/9/2023 3:46 PM	20:00	5.03 pH	24.61 °C	330.02 µS/cm	1.53 mg/L	6.69 NTU	176.5 mV	24.25 ft	100.00 ml/min
8/9/2023 3:51 PM	25:00	5.10 pH	23.90 °C	331.08 µS/cm	1.45 mg/L	4.98 NTU	172.1 mV	24.25 ft	100.00 ml/min
8/9/2023 3:56 PM	30:00	5.18 pH	23.88 °C	334.85 µS/cm	1.41 mg/L	4.23 NTU	132.1 mV	24.25 ft	100.00 ml/min
8/9/2023 4:01 PM	35:00	5.31 pH	23.56 °C	342.94 µS/cm	1.32 mg/L	4.00 NTU	158.5 mV	24.25 ft	100.00 ml/min
8/9/2023 4:06 PM	40:00	5.50 pH	23.74 °C	361.26 µS/cm	1.20 mg/L	3.98 NTU	152.1 mV	24.25 ft	100.00 ml/min
8/9/2023 4:11 PM	45:00	5.67 pH	23.43 °C	382.99 µS/cm	1.07 mg/L	3.50 NTU	112.1 mV	24.25 ft	100.00 ml/min
8/9/2023 4:16 PM	50:00	5.80 pH	23.60 °C	406.33 µS/cm	0.95 mg/L	3.57 NTU	136.0 mV	24.25 ft	100.00 ml/min
8/9/2023 4:21 PM	55:00	5.89 pH	23.28 °C	422.58 µS/cm	0.86 mg/L	1.33 NTU	132.8 mV	24.25 ft	100.00 ml/min
8/9/2023 4:26 PM	01:00:00	5.98 pH	23.21 °C	439.54 µS/cm	0.78 mg/L	1.25 NTU	99.6 mV	24.25 ft	100.00 ml/min

8/9/2023 4:31 PM	01:05:00	6.04 pH	23.07 °C	456.26 µS/cm	0.73 mg/L	1.31 NTU	124.2 mV	24.25 ft	100.00 ml/min
8/9/2023 4:36 PM	01:10:00	6.10 pH	23.02 °C	466.92 µS/cm	0.68 mg/L	1.12 NTU	95.3 mV	24.25 ft	100.00 ml/min
8/9/2023 4:41 PM	01:15:00	6.15 pH	22.89 °C	476.56 µS/cm	0.63 mg/L	0.86 NTU	118.0 mV	24.25 ft	100.00 ml/min
8/9/2023 4:46 PM	01:20:00	6.18 pH	22.86 °C	488.16 µS/cm	0.60 mg/L	0.36 NTU	117.5 mV	24.25 ft	100.00 ml/min

Samples

Sample ID:	Description:
HAM-MW-54	Grab.

Low-Flow Test Report:

Test Date / Time: 8/9/2023 5:24:44 PM
Project: GP-Plant Hammond
Operator Name: Thomas Kessler

Location Name: PT-07 **Well Diameter: 2 in** **Casing Type: PVC** **Screen Length: 10 ft** **Top of Screen: 38.6 ft** **Total Depth: 47.94 ft** **Initial Depth to Water: 25.05 ft**	**Pump Type: Peri** **Tubing Type: Poly** **Pump Intake From TOC: 43.8 ft** **Estimated Total Volume Pumped: 8 liter** **Flow Cell Volume: 90 ml** **Final Flow Rate: 200 ml/min** **Final Draw Down: 0.05 ft**	**Instrument Used: Aqua TROLL 400** **Serial Number: 850724**

Test Notes:
Five bottles: Baseline Sampling and Major Ions

Weather Conditions:
Cloudy, 80 Degrees F

Low-Flow Readings:

Date Time	Elapsed Time	pH	Temperature	Specific Conductivity	RDO Concentration	Turbidity	ORP	Depth to Water	Flow
		+/- 0.1	+/- 0.5	+/- 5 %	+/- 0.2	+/- 5	+/- 10	+/- 0.3	
8/9/2023 5:24 PM	00:00	6.69 pH	22.70 °C	979.72 µS/cm	0.65 mg/L	6.30 NTU	-88.9 mV	25.10 ft	200.00 ml/min
8/9/2023 5:29 PM	05:00	6.73 pH	21.85 °C	986.58 µS/cm	0.43 mg/L	4.87 NTU	-89.0 mV	25.10 ft	200.00 ml/min
8/9/2023 5:34 PM	10:00	6.76 pH	21.55 °C	992.34 µS/cm	0.48 mg/L	4.83 NTU	-89.8 mV	25.10 ft	200.00 ml/min
8/9/2023 5:39 PM	15:00	6.78 pH	21.44 °C	993.38 µS/cm	0.33 mg/L	5.08 NTU	-107.7 mV	25.10 ft	200.00 ml/min
8/9/2023 5:44 PM	20:00	6.79 pH	21.42 °C	1,008.3 µS/cm	0.41 mg/L	1.91 NTU	-90.6 mV	25.10 ft	200.00 ml/min
8/9/2023 5:49 PM	25:00	6.80 pH	21.36 °C	1,010.3 µS/cm	0.30 mg/L	0.80 NTU	-90.8 mV	25.10 ft	200.00 ml/min
8/9/2023 5:54 PM	30:00	6.82 pH	21.19 °C	1,012.4 µS/cm	0.40 mg/L	0.18 NTU	-90.9 mV	25.10 ft	200.00 ml/min

Samples

Sample ID:	Description:
HAM-PT-07	Grab.

Low-Flow Test Report:

Test Date / Time: 8/9/2023 10:03:54 AM
Project: GP-Plant Hammond
Operator Name: Elisabeth McDonnell

Location Name: PT-08 **Well Diameter: 2 in** **Casing Type: PVC** **Screen Length: 10 ft** **Top of Screen: 28.8 ft** **Total Depth: 42.0 ft** **Initial Depth to Water: 23.6 ft**	**Pump Type: Bladder pump** **Tubing Type: Peri** **Pump Intake From TOC: 37.3 ft** **Estimated Total Volume Pumped: 8 liter** **Flow Cell Volume: 90 ml** **Final Flow Rate: 160 ml/min** **Final Draw Down: 0.04 ft**	**Instrument Used: Aqua TROLL 400** **Serial Number: 989630**

Test Notes:
Five bottles: Baseline Sampling and Major Ions

Weather Conditions:
Cloudy, 80 Degrees F

Low-Flow Readings:

Date Time	Elapsed Time	pH	Temperature	Specific Conductivity	RDO Concentration	Turbidity	ORP	Depth to Water	Flow
		+/- 0.1	+/- 0.5	+/- 5 %	+/- 0.2	+/- 5	+/- 10	+/- 0.3	
8/9/2023 10:03 AM	00:00	6.80 pH	20.72 °C	943.04 µS/cm	2.15 mg/L	15.50 NTU	-57.8 mV	23.64 ft	160.00 ml/min
8/9/2023 10:08 AM	05:00	6.81 pH	20.71 °C	915.43 µS/cm	1.51 mg/L	10.90 NTU	-60.5 mV	23.63 ft	160.00 ml/min
8/9/2023 10:13 AM	10:00	6.81 pH	20.73 °C	905.45 µS/cm	1.62 mg/L	7.91 NTU	-61.7 mV	23.65 ft	160.00 ml/min
8/9/2023 10:18 AM	15:00	6.82 pH	20.59 °C	908.95 µS/cm	2.77 mg/L	4.08 NTU	-82.5 mV	23.64 ft	160.00 ml/min
8/9/2023 10:23 AM	20:00	6.82 pH	20.63 °C	911.77 µS/cm	1.38 mg/L	4.45 NTU	-84.8 mV	23.64 ft	160.00 ml/min
8/9/2023 10:28 AM	25:00	6.82 pH	20.57 °C	907.31 µS/cm	1.20 mg/L	4.04 NTU	-64.7 mV	23.63 ft	160.00 ml/min
8/9/2023 10:33 AM	30:00	6.83 pH	20.52 °C	905.19 µS/cm	0.97 mg/L	2.96 NTU	-85.5 mV	23.63 ft	160.00 ml/min
8/9/2023 10:38 AM	35:00	6.83 pH	20.58 °C	911.05 µS/cm	0.84 mg/L	3.40 NTU	-64.5 mV	23.63 ft	160.00 ml/min
8/9/2023 10:43 AM	40:00	6.82 pH	20.60 °C	909.15 µS/cm	0.94 mg/L	3.98 NTU	-84.4 mV	23.64 ft	160.00 ml/min

Samples

Sample ID:	Description:
HAM-PT-08	Grab.
HAM-AP1-FD-06	Grab.

Low-Flow Test Report:

Test Date / Time: 8/9/2023 1:27:10 PM
Project: GP-Plant Hammond
Operator Name: Elisabeth McDonnell

Location Name: PT-09 **Well Diameter: 2 in** **Casing Type: PVC** **Screen Length: 10 ft** **Top of Screen: 28.8 ft** **Total Depth: 30.75 ft** **Initial Depth to Water: 14.99 ft**	**Pump Type: Peri** **Tubing Type: Poly** **Pump Intake From TOC: 26 ft** **Estimated Total Volume Pumped: 1.5 liter** **Flow Cell Volume: 90 ml** **Final Flow Rate: 200 ml/min** **Final Draw Down: 0 ft**	**Instrument Used: Aqua TROLL 400** **Serial Number: 989630**

Test Notes:
Five bottles: Baseline Sampling and Major Ions

Weather Conditions:
Cloudy, 80 Degrees F

Low-Flow Readings:

Date Time	Elapsed Time	pH	Temperature	Specific Conductivity	RDO Concentration	Turbidity	ORP	Depth to Water	Flow
		+/- 0.1	+/- 0.5	+/- 5 %	+/- 0.2	+/- 5	+/- 10	+/- 0.3	
8/9/2023 1:27 PM	00:00	6.76 pH	21.93 °C	745.27 µS/cm	4.47 mg/L	2.02 NTU	56.2 mV	14.99 ft	200.00 ml/min
8/9/2023 1:32 PM	05:00	6.81 pH	21.68 °C	771.52 µS/cm	3.35 mg/L	1.11 NTU	52.3 mV	14.99 ft	200.00 ml/min
8/9/2023 1:37 PM	10:00	6.85 pH	21.44 °C	786.50 µS/cm	2.58 mg/L	1.46 NTU	28.7 mV	14.99 ft	200.00 ml/min
8/9/2023 1:42 PM	15:00	6.86 pH	21.30 °C	797.33 µS/cm	6.17 mg/L	2.12 NTU	16.0 mV	14.99 ft	200.00 ml/min
8/9/2023 1:47 PM	20:00	6.87 pH	21.28 °C	797.79 µS/cm	2.58 mg/L	2.86 NTU	19.9 mV	14.99 ft	200.00 ml/min
8/9/2023 1:52 PM	25:00	6.88 pH	21.32 °C	806.94 µS/cm	3.88 mg/L	3.70 NTU	15.9 mV	14.99 ft	200.00 ml/min
8/9/2023 1:57 PM	30:00	6.88 pH	21.25 °C	797.98 µS/cm	0.84 mg/L	3.86 NTU	11.7 mV	14.99 ft	200.00 ml/min
8/9/2023 2:02 PM	35:00	6.88 pH	21.20 °C	794.19 µS/cm	0.80 mg/L	3.31 NTU	10.9 mV	14.99 ft	200.00 ml/min
8/9/2023 2:07 PM	40:00	6.88 pH	21.03 °C	791.25 µS/cm	1.44 mg/L	2.06 NTU	10.4 mV	14.99 ft	200.00 ml/min
8/9/2023 2:12 PM	45:00	6.89 pH	20.96 °C	770.10 µS/cm	0.72 mg/L	1.72 NTU	9.1 mV	14.99 ft	200.00 ml/min
8/9/2023 2:17 PM	50:00	6.88 pH	20.97 °C	792.63 µS/cm	0.55 mg/L	0.98 NTU	9.9 mV	14.99 ft	200.00 ml/min
8/9/2023 2:22 PM	55:00	6.89 pH	21.06 °C	791.96 µS/cm	1.03 mg/L	1.51 NTU	1.0 mV	14.99 ft	200.00 ml/min
8/9/2023 2:27 PM	01:00:00	6.89 pH	21.29 °C	791.26 µS/cm	0.63 mg/L	0.62 NTU	12.2 mV	14.99 ft	200.00 ml/min
8/9/2023 2:32 PM	01:05:00	6.89 pH	21.71 °C	825.29 µS/cm	0.44 mg/L	0.44 NTU	14.1 mV	14.99 ft	200.00 ml/min
8/9/2023 2:37 PM	01:10:00	6.89 pH	21.59 °C	826.86 µS/cm	0.58 mg/L	0.56 NTU	14.4 mV	14.99 ft	200.00 ml/min

Samples

Sample ID:	Description:
HAM-PT-09	Grab.

Low-Flow Test Report:

Test Date / Time: 8/9/2023 12:22:52 PM
Project: GP-Plant Hammond
Operator Name: Elisabeth McDonnell

Location Name: PT-10 **Well Diameter: 2 in** **Casing Type: PVC** **Screen Length: 10 ft** **Top of Screen: 20 ft** **Total Depth: 31.75 ft** **Initial Depth to Water: 15.05 ft**	**Pump Type: Peri** **Tubing Type: Poly** **Pump Intake From TOC: 25 ft** **Estimated Total Volume Pumped: 5.8 liter** **Flow Cell Volume: 90 ml** **Final Flow Rate: 160 ml/min** **Final Draw Down: 0.13 ft**	**Instrument Used: Aqua TROLL 400** **Serial Number: 989630**

Test Notes:
Five bottles: Baseline Sampling and Major Ions

Weather Conditions:
Cloudy, 80 Degrees F

Low-Flow Readings:

Date Time	Elapsed Time	pH	Temperature	Specific Conductivity	RDO Concentration	Turbidity	ORP	Depth to Water	Flow
		+/- 0.1	+/- 0.5	+/- 5 %	+/- 0.2	+/- 5	+/- 10	+/- 0.3	
8/9/2023 12:22 PM	00:00	7.14 pH	22.18 °C	811.17 µS/cm	1.15 mg/L	24.10 NTU	-75.4 mV	15.18 ft	160.00 ml/min
8/9/2023 12:27 PM	05:00	7.15 pH	22.04 °C	798.04 µS/cm	0.38 mg/L	16.60 NTU	-75.5 mV	15.18 ft	160.00 ml/min
8/9/2023 12:32 PM	10:00	7.16 pH	21.96 °C	800.28 µS/cm	0.37 mg/L	11.80 NTU	-99.1 mV	15.18 ft	160.00 ml/min
8/9/2023 12:37 PM	15:00	7.16 pH	22.00 °C	793.73 µS/cm	0.33 mg/L	4.09 NTU	-78.0 mV	15.18 ft	160.00 ml/min
8/9/2023 12:42 PM	20:00	7.17 pH	21.46 °C	790.02 µS/cm	0.24 mg/L	4.11 NTU	-101.9 mV	15.18 ft	160.00 ml/min
8/9/2023 12:47 PM	25:00	7.18 pH	21.86 °C	782.36 µS/cm	0.16 mg/L	2.36 NTU	-81.4 mV	15.18 ft	160.00 ml/min
8/9/2023 12:52 PM	30:00	7.18 pH	21.79 °C	770.46 µS/cm	0.12 mg/L	4.55 NTU	-80.9 mV	15.18 ft	160.00 ml/min

Samples

Sample ID:	Description:
HAM-PT-10	Grab.

Low-Flow Test Report:

Test Date / Time: 5/2/2024 1:35:02 PM
Project: Plant Hammond
Operator Name: Zain Webb

Location Name: INW-04 **Well Diameter: 2 in** **Casing Type: PVC** **Screen Length: 10 ft** **Top of Screen: 34.95 ft** **Total Depth: 44.95 ft** **Initial Depth to Water: 24.73 ft**	**Pump Type: Bladder** **Tubing Type: Poly** **Pump Intake From TOC: 39.95 ft** **Estimated Total Volume Pumped: 9 liter** **Flow Cell Volume: 90 ml** **Final Flow Rate: 200 ml/min** **Final Draw Down: 0.67 ft**	**Instrument Used: Aqua TROLL 400** **Serial Number: 966105**

Test Notes:
Full App. III and IV and Major Ions (no RADs).
Fe2+ = 6 mg/L.

Weather Conditions:
Clear, 70 degrees F.

Low-Flow Readings:

Date Time	Elapsed Time	pH	Temperature	Specific Conductivity	RDO Concentration	Turbidity	ORP	Depth to Water	Flow
		+/- 0.1	+/- 0.5	+/- 5 %	+/- 0.2	+/- 5	+/- 10	+/- 0.3	
5/2/2024 1:35 PM	00:00	6.74 pH	20.32 °C	671.78 µS/cm	0.54 mg/L	23.40 NTU	-103.0 mV	25.40 ft	200.00 ml/min
5/2/2024 1:40 PM	05:00	6.75 pH	20.43 °C	671.91 µS/cm	0.62 mg/L	11.80 NTU	-101.3 mV	25.40 ft	200.00 ml/min
5/2/2024 1:45 PM	10:00	6.76 pH	20.48 °C	673.75 µS/cm	0.65 mg/L	9.63 NTU	-101.9 mV	25.40 ft	200.00 ml/min
5/2/2024 1:50 PM	15:00	6.76 pH	20.45 °C	673.00 µS/cm	0.69 mg/L	8.21 NTU	-99.9 mV	25.40 ft	200.00 ml/min
5/2/2024 1:55 PM	20:00	6.77 pH	20.61 °C	672.37 µS/cm	0.67 mg/L	8.39 NTU	-99.5 mV	25.40 ft	200.00 ml/min
5/2/2024 2:00 PM	25:00	6.77 pH	20.66 °C	673.40 µS/cm	0.82 mg/L	5.71 NTU	-95.5 mV	25.40 ft	200.00 ml/min
5/2/2024 2:05 PM	30:00	6.78 pH	20.70 °C	674.20 µS/cm	0.76 mg/L	5.80 NTU	-97.4 mV	25.40 ft	200.00 ml/min
5/2/2024 2:10 PM	35:00	6.78 pH	20.39 °C	673.60 µS/cm	0.73 mg/L	5.17 NTU	-96.2 mV	25.40 ft	200.00 ml/min
5/2/2024 2:15 PM	40:00	6.78 pH	20.57 °C	674.04 µS/cm	0.72 mg/L	4.11 NTU	-96.1 mV	25.40 ft	200.00 ml/min

Samples

Sample ID:	Description:
HAM-INW-04	Grab.

Created using VuSitu from In-Situ, Inc.

Low-Flow Test Report:

Test Date / Time: 5/2/2024 9:20:40 AM
Project: Plant Hammond
Operator Name: Zain Webb

Location Name: INW-05 **Well Diameter: 2 in** **Casing Type: PVC** **Screen Length: 10 ft** **Top of Screen: 34.65 ft** **Total Depth: 44.65 ft** **Initial Depth to Water: 24.81 ft**	**Pump Type: Bladder** **Tubing Type: Poly** **Pump Intake From TOC: 39.65 ft** **Estimated Total Volume Pumped: 7 liter** **Flow Cell Volume: 90 ml** **Final Flow Rate: 200 ml/min** **Final Draw Down: 0.04 ft**	**Instrument Used: Aqua TROLL 400** **Serial Number: 966105**

Test Notes:
Full App. III and IV and Major Ions (no RADs).
Fe2+ > 10 mg/L.

Weather Conditions:
Clear, 70 degrees F.

Low-Flow Readings:

Date Time	Elapsed Time	pH	Temperature	Specific Conductivity	RDO Concentration	Turbidity	ORP	Depth to Water	Flow
		+/- 0.1	+/- 0.5	+/- 5 %	+/- 0.2	+/- 5	+/- 10	+/- 0.3	
5/2/2024 9:20 AM	00:00	6.82 pH	18.40 °C	705.59 µS/cm	0.18 mg/L	30.80 NTU	-112.4 mV	24.85 ft	200.00 ml/min
5/2/2024 9:25 AM	05:00	6.85 pH	18.26 °C	706.64 µS/cm	0.15 mg/L	17.10 NTU	-123.7 mV	24.85 ft	200.00 ml/min
5/2/2024 9:30 AM	10:00	6.87 pH	18.25 °C	708.86 µS/cm	0.12 mg/L	11.10 NTU	-125.7 mV	24.85 ft	200.00 ml/min
5/2/2024 9:35 AM	15:00	6.88 pH	18.26 °C	707.77 µS/cm	0.10 mg/L	7.39 NTU	-120.8 mV	24.85 ft	200.00 ml/min
5/2/2024 9:40 AM	20:00	6.88 pH	18.25 °C	706.48 µS/cm	0.09 mg/L	5.67 NTU	-126.4 mV	24.85 ft	200.00 ml/min
5/2/2024 9:45 AM	25:00	6.87 pH	18.16 °C	708.47 µS/cm	0.07 mg/L	4.21 NTU	-126.6 mV	24.85 ft	200.00 ml/min
5/2/2024 9:50 AM	30:00	6.87 pH	18.17 °C	706.51 µS/cm	0.06 mg/L	4.15 NTU	-120.9 mV	24.85 ft	200.00 ml/min

Samples

Sample ID:	Description:
HAM-INW-05	Grab.

Low-Flow Test Report:

Test Date / Time: 5/2/2024 9:29:36 AM
Project: Plant Hammond
Operator Name: Elisabeth Russell

Location Name: PT-08 **Well Diameter: 2 in** **Casing Type: PVC** **Screen Length: 10 ft** **Top of Screen: 31.93 ft** **Total Depth: 41.93 ft** **Initial Depth to Water: 25.45 ft**	**Pump Type: Bladder** **Tubing Type: Poly** **Pump Intake From TOC: 36 ft** **Estimated Total Volume Pumped: 38 liter** **Flow Cell Volume: 90 ml** **Final Flow Rate: 200 ml/min** **Final Draw Down: 0.01 ft**	**Instrument Used: Aqua TROLL 400** **Serial Number: 883546**

Test Notes:
Full App. III and IV and Major Ions (no RADs).
Fe2+ = 6 mg/L.

Weather Conditions:
Clear, 70 degrees F.

Low-Flow Readings:

Date Time	Elapsed Time	pH	Temperature	Specific Conductivity	RDO Concentration	Turbidity	ORP	Depth to Water	Flow
		+/- 0.1	+/- 0.5	+/- 5 %	+/- 0.2	+/- 5	+/- 10	+/- 0.3	
5/2/2024 9:29 AM	00:00	6.35 pH	24.56 °C	582.44 µS/cm	1.54 mg/L	24.60 NTU	134.4 mV	25.45 ft	200.00 ml/min
5/2/2024 9:34 AM	05:00	6.44 pH	22.45 °C	606.19 µS/cm	2.15 mg/L	22.00 NTU	137.5 mV	25.46 ft	200.00 ml/min
5/2/2024 9:39 AM	10:00	6.48 pH	21.66 °C	613.75 µS/cm	2.38 mg/L	19.20 NTU	139.2 mV	25.46 ft	200.00 ml/min
5/2/2024 9:44 AM	15:00	6.51 pH	21.55 °C	618.36 µS/cm	2.47 mg/L	17.20 NTU	145.2 mV	25.46 ft	200.00 ml/min
5/2/2024 9:49 AM	20:00	6.53 pH	21.04 °C	637.76 µS/cm	2.53 mg/L	11.90 NTU	148.4 mV	25.46 ft	200.00 ml/min
5/2/2024 9:54 AM	25:00	6.54 pH	20.95 °C	632.45 µS/cm	2.73 mg/L	10.86 NTU	152.0 mV	25.46 ft	200.00 ml/min
5/2/2024 9:59 AM	30:00	6.52 pH	20.55 °C	644.03 µS/cm	2.33 mg/L	11.83 NTU	154.4 mV	25.46 ft	200.00 ml/min
5/2/2024 10:04 AM	35:00	6.51 pH	20.60 °C	646.21 µS/cm	2.05 mg/L	10.99 NTU	157.7 mV	25.46 ft	200.00 ml/min
5/2/2024 10:09 AM	40:00	6.50 pH	20.67 °C	656.01 µS/cm	1.48 mg/L	11.17 NTU	161.7 mV	25.46 ft	200.00 ml/min
5/2/2024 10:14 AM	45:00	6.51 pH	20.73 °C	662.60 µS/cm	1.68 mg/L	8.91 NTU	164.0 mV	25.46 ft	200.00 ml/min
5/2/2024 10:19 AM	50:00	6.53 pH	20.77 °C	662.47 µS/cm	2.04 mg/L	9.98 NTU	160.1 mV	25.46 ft	200.00 ml/min
5/2/2024 10:24 AM	55:00	6.54 pH	20.83 °C	664.54 µS/cm	2.24 mg/L	9.44 NTU	159.7 mV	25.46 ft	200.00 ml/min
5/2/2024 10:29 AM	01:00:00	6.55 pH	20.90 °C	664.65 µS/cm	2.35 mg/L	9.50 NTU	155.9 mV	25.46 ft	200.00 ml/min
5/2/2024 10:34 AM	01:05:00	6.55 pH	20.93 °C	668.54 µS/cm	2.35 mg/L	9.41 NTU	159.4 mV	25.46 ft	200.00 ml/min
5/2/2024 10:39 AM	01:10:00	6.56 pH	20.99 °C	669.88 µS/cm	2.36 mg/L	9.23 NTU	158.5 mV	25.46 ft	200.00 ml/min

5/2/2024 10:44 AM	01:15:00	6.56 pH	20.99 °C	671.50 µS/cm	2.38 mg/L	7.89 NTU	158.0 mV	25.46 ft	200.00 ml/min
5/2/2024 10:49 AM	01:20:00	6.56 pH	21.02 °C	675.48 µS/cm	2.38 mg/L	8.83 NTU	157.0 mV	25.46 ft	200.00 ml/min
5/2/2024 10:54 AM	01:25:00	6.56 pH	21.08 °C	672.45 µS/cm	2.44 mg/L	8.09 NTU	156.4 mV	25.46 ft	200.00 ml/min
5/2/2024 10:59 AM	01:30:00	6.57 pH	21.08 °C	676.50 µS/cm	2.41 mg/L	8.17 NTU	161.1 mV	25.46 ft	200.00 ml/min
5/2/2024 11:02 AM	01:32:52	6.57 pH	21.23 °C	675.23 µS/cm	2.42 mg/L	8.20 NTU	153.9 mV	25.46 ft	200.00 ml/min
5/2/2024 11:07 AM	01:37:52	6.57 pH	21.16 °C	677.88 µS/cm	2.45 mg/L	8.05 NTU	156.3 mV	25.46 ft	200.00 ml/min
5/2/2024 11:12 AM	01:42:52	6.58 pH	21.20 °C	679.81 µS/cm	2.45 mg/L	7.99 NTU	151.9 mV	25.46 ft	200.00 ml/min
5/2/2024 11:17 AM	01:47:52	6.56 pH	21.26 °C	675.06 µS/cm	2.45 mg/L	7.87 NTU	157.4 mV	25.46 ft	200.00 ml/min
5/2/2024 11:22 AM	01:52:52	6.55 pH	21.23 °C	675.85 µS/cm	2.14 mg/L	7.41 NTU	157.0 mV	25.46 ft	200.00 ml/min
5/2/2024 11:27 AM	01:57:52	6.53 pH	21.26 °C	675.02 µS/cm	1.84 mg/L	7.03 NTU	156.1 mV	25.46 ft	200.00 ml/min
5/2/2024 11:32 AM	02:02:52	6.53 pH	21.22 °C	677.94 µS/cm	1.62 mg/L	6.98 NTU	156.0 mV	25.46 ft	200.00 ml/min
5/2/2024 11:37 AM	02:07:52	6.52 pH	21.23 °C	678.86 µS/cm	1.38 mg/L	6.76 NTU	156.6 mV	25.46 ft	200.00 ml/min
5/2/2024 11:42 AM	02:12:52	6.53 pH	21.24 °C	681.47 µS/cm	1.32 mg/L	7.27 NTU	158.1 mV	25.46 ft	200.00 ml/min
5/2/2024 11:47 AM	02:17:52	6.53 pH	21.25 °C	680.18 µS/cm	1.22 mg/L	6.49 NTU	152.3 mV	25.46 ft	200.00 ml/min
5/2/2024 11:52 AM	02:22:52	6.53 pH	21.26 °C	683.39 µS/cm	1.12 mg/L	6.78 NTU	150.0 mV	25.46 ft	200.00 ml/min
5/2/2024 11:57 AM	02:27:52	6.53 pH	21.33 °C	684.53 µS/cm	0.97 mg/L	7.09 NTU	150.6 mV	25.46 ft	200.00 ml/min
5/2/2024 12:01 PM	02:31:27	6.52 pH	21.44 °C	683.50 µS/cm	0.93 mg/L	6.89 NTU	153.2 mV	25.46 ft	200.00 ml/min
5/2/2024 12:06 PM	02:36:27	6.53 pH	21.37 °C	686.70 µS/cm	0.89 mg/L	7.03 NTU	154.3 mV	25.46 ft	200.00 ml/min
5/2/2024 12:11 PM	02:41:27	6.53 pH	21.44 °C	686.68 µS/cm	0.84 mg/L	7.99 NTU	157.8 mV	25.46 ft	200.00 ml/min
5/2/2024 12:16 PM	02:46:27	6.53 pH	21.42 °C	687.58 µS/cm	0.80 mg/L	6.26 NTU	155.5 mV	25.46 ft	200.00 ml/min
5/2/2024 12:21 PM	02:51:27	6.52 pH	21.36 °C	686.79 µS/cm	0.83 mg/L	6.77 NTU	158.3 mV	25.46 ft	200.00 ml/min
5/2/2024 12:26 PM	02:56:27	6.53 pH	21.35 °C	687.71 µS/cm	0.96 mg/L	7.03 NTU	151.0 mV	25.46 ft	200.00 ml/min
5/2/2024 12:31 PM	03:01:27	6.53 pH	21.27 °C	691.07 µS/cm	1.01 mg/L	8.60 NTU	154.4 mV	25.46 ft	200.00 ml/min

Samples

Sample ID:	Description:
HAM-PT-08	Grab.

Low-Flow Test Report:

Test Date / Time: 5/2/2024 11:06:29 AM
Project: Plant Hammond
Operator Name: Zain Webb

Location Name: PT-14 **Well Diameter: 2 in** **Casing Type: PVC** **Screen Length: 10 ft** **Top of Screen: 34.65 ft** **Total Depth: 44.65 ft** **Initial Depth to Water: 25.1 ft**	**Pump Type: Bladder** **Tubing Type: Poly** **Pump Intake From TOC: 39.65 ft** **Estimated Total Volume Pumped: 12 liter** **Flow Cell Volume: 90 ml** **Final Flow Rate: 200 ml/min** **Final Draw Down: 0 ft**	**Instrument Used: Aqua TROLL 400** **Serial Number: 966105**

Test Notes:
Full App. III and IV and Major Ions (no RADs).
Fe2+ = 6 mg/L.

Weather Conditions:
Clear, 70 degrees F.

Low-Flow Readings:

Date Time	Elapsed Time	pH	Temperature	Specific Conductivity	RDO Concentration	Turbidity	ORP	Depth to Water	Flow
		+/- 0.1	+/- 0.5	+/- 5 %	+/- 0.2	+/- 5	+/- 10	+/- 0.3	
5/2/2024 11:06 AM	00:00	6.71 pH	22.40 °C	594.65 µS/cm	0.45 mg/L	49.50 NTU	-88.9 mV	25.10 ft	200.00 ml/min
5/2/2024 11:11 AM	05:00	6.76 pH	19.29 °C	630.14 µS/cm	0.19 mg/L	41.80 NTU	-99.5 mV	25.10 ft	200.00 ml/min
5/2/2024 11:16 AM	10:00	6.79 pH	19.21 °C	631.68 µS/cm	0.16 mg/L	31.20 NTU	-108.1 mV	25.10 ft	200.00 ml/min
5/2/2024 11:21 AM	15:00	6.81 pH	19.12 °C	633.14 µS/cm	0.13 mg/L	14.60 NTU	-109.5 mV	25.10 ft	200.00 ml/min
5/2/2024 11:26 AM	20:00	6.82 pH	19.06 °C	633.47 µS/cm	0.11 mg/L	11.80 NTU	-111.6 mV	25.10 ft	200.00 ml/min
5/2/2024 11:31 AM	25:00	6.82 pH	19.03 °C	632.62 µS/cm	0.08 mg/L	8.39 NTU	-112.2 mV	25.10 ft	200.00 ml/min
5/2/2024 11:36 AM	30:00	6.83 pH	19.02 °C	634.27 µS/cm	0.08 mg/L	7.05 NTU	-113.7 mV	25.10 ft	200.00 ml/min
5/2/2024 11:41 AM	35:00	6.83 pH	19.01 °C	635.47 µS/cm	0.07 mg/L	9.44 NTU	-114.8 mV	25.10 ft	200.00 ml/min
5/2/2024 11:46 AM	40:00	6.83 pH	19.01 °C	635.06 µS/cm	0.06 mg/L	6.59 NTU	-115.5 mV	25.10 ft	200.00 ml/min
5/2/2024 11:51 AM	45:00	6.83 pH	19.13 °C	634.75 µS/cm	0.07 mg/L	8.16 NTU	-116.0 mV	25.10 ft	200.00 ml/min
5/2/2024 11:56 AM	50:00	6.83 pH	19.10 °C	636.34 µS/cm	0.05 mg/L	5.51 NTU	-116.3 mV	25.10 ft	200.00 ml/min
5/2/2024 12:01 PM	55:00	6.83 pH	19.09 °C	636.04 µS/cm	0.05 mg/L	4.27 NTU	-116.5 mV	25.10 ft	200.00 ml/min

Samples

Sample ID:	Description:
HAM-PT-14	Grab.
HAM-AP1-FD-01	Grab.

Low-Flow Test Report:

Test Date / Time: 5/2/2024 2:09:59 PM
Project: Plant Hammond
Operator Name: Elisabeth Russell

Location Name: PT-15 **Well Diameter: 2 in** **Casing Type: PVC** **Screen Length: 10 ft** **Top of Screen: 34.54 ft** **Total Depth: 44.54 ft** **Initial Depth to Water: 25.05 ft**	**Pump Type: Bladder** **Tubing Type: Poly** **Pump Intake From TOC: 35 ft** **Estimated Total Volume Pumped: 19.5 liter** **Flow Cell Volume: 90 ml** **Final Flow Rate: 250 ml/min** **Final Draw Down: 0.05 ft**	**Instrument Used: Aqua TROLL 400** **Serial Number: 883546**

Test Notes:
Full App. III and IV and Major Ions (no RADs).
Fe2+ = 3 mg/L.

Weather Conditions:
Clear, 70 degrees F.

Low-Flow Readings:

Date Time	Elapsed Time	pH	Temperature	Specific Conductivity	RDO Concentration	Turbidity	ORP	Depth to Water	Flow
		+/- 0.1	+/- 0.5	+/- 5 %	+/- 0.2	+/- 5	+/- 10	+/- 0.3	
5/2/2024 2:09 PM	00:00	6.94 pH	24.23 °C	853.70 µS/cm	0.24 mg/L	32.40 NTU	85.0 mV	25.05 ft	200.00 ml/min
5/2/2024 2:14 PM	05:00	6.93 pH	22.42 °C	874.49 µS/cm	0.15 mg/L	17.40 NTU	98.0 mV	25.07 ft	200.00 ml/min
5/2/2024 2:19 PM	10:00	6.94 pH	22.11 °C	874.61 µS/cm	0.12 mg/L	12.18 NTU	106.1 mV	25.10 ft	200.00 ml/min
5/2/2024 2:24 PM	15:00	6.95 pH	22.02 °C	874.12 µS/cm	0.09 mg/L	12.24 NTU	109.4 mV	25.10 ft	200.00 ml/min
5/2/2024 2:29 PM	20:00	6.95 pH	22.09 °C	875.98 µS/cm	0.07 mg/L	10.40 NTU	108.5 mV	25.10 ft	200.00 ml/min
5/2/2024 2:34 PM	25:00	6.95 pH	22.18 °C	872.33 µS/cm	0.06 mg/L	10.34 NTU	108.1 mV	25.10 ft	200.00 ml/min
5/2/2024 2:39 PM	30:00	6.95 pH	22.40 °C	870.02 µS/cm	0.05 mg/L	9.37 NTU	104.0 mV	25.10 ft	200.00 ml/min
5/2/2024 2:44 PM	35:00	6.95 pH	22.51 °C	864.36 µS/cm	0.04 mg/L	8.99 NTU	102.7 mV	25.10 ft	200.00 ml/min
5/2/2024 2:49 PM	40:00	6.95 pH	22.46 °C	862.10 µS/cm	0.03 mg/L	9.39 NTU	103.2 mV	25.10 ft	200.00 ml/min
5/2/2024 2:54 PM	45:00	6.95 pH	22.50 °C	860.83 µS/cm	0.01 mg/L	9.03 NTU	99.8 mV	25.10 ft	200.00 ml/min
5/2/2024 2:59 PM	50:00	6.95 pH	22.27 °C	864.40 µS/cm	0.01 mg/L	8.88 NTU	99.3 mV	25.10 ft	200.00 ml/min
5/2/2024 3:04 PM	55:00	6.95 pH	22.21 °C	865.32 µS/cm	0.01 mg/L	8.36 NTU	98.5 mV	25.10 ft	200.00 ml/min
5/2/2024 3:09 PM	01:00:00	6.96 pH	21.94 °C	864.66 µS/cm	0.00 mg/L	8.70 NTU	94.2 mV	25.10 ft	250.00 ml/min
5/2/2024 3:14 PM	01:05:00	6.95 pH	21.49 °C	869.85 µS/cm	-0.02 mg/L	6.73 NTU	96.4 mV	25.10 ft	250.00 ml/min
5/2/2024 3:19 PM	01:10:00	6.95 pH	21.74 °C	869.26 µS/cm	-0.02 mg/L	5.29 NTU	90.9 mV	25.10 ft	250.00 ml/min

5/2/2024 3:24 PM	01:15:00	6.95 pH	21.80 °C	868.16 µS/cm	-0.03 mg/L	4.37 NTU	93.6 mV	25.10 ft	250.00 ml/min
5/2/2024 3:29 PM	01:20:00	6.95 pH	21.84 °C	866.31 µS/cm	-0.03 mg/L	3.78 NTU	93.8 mV	25.10 ft	250.00 ml/min
5/2/2024 3:34 PM	01:25:00	6.95 pH	21.71 °C	868.60 µS/cm	-0.03 mg/L	2.99 NTU	93.8 mV	25.10 ft	250.00 ml/min

Samples

Sample ID:	Description:
HAM-PT-15	Grab

Low-Flow Test Report:

Test Date / Time: 5/9/2024 2:23:35 PM
Project: Plant Hammond
Operator Name: Anthony Szwast

Location Name: PT-07 **Well Diameter: 2 in** **Casing Type: PVC** **Screen Length: 10 ft** **Top of Screen: 37.75 ft** **Total Depth: 47.75 ft** **Initial Depth to Water: 25.32 ft**	**Pump Type: Bladder** **Tubing Type: Poly** **Pump Intake From TOC: 42.75 ft** **Estimated Total Volume Pumped: 4 liter** **Flow Cell Volume: 90 ml** **Final Flow Rate: 100 ml/min** **Final Draw Down: 0.03 ft**	**Instrument Used: Aqua TROLL 400** **Serial Number: 850751**

Test Notes:
Full App. III and IV and Major Ions (no RADs).
Total Fe > 10 mg/L.
Fe2+ = 3.5 mg/L.

Weather Conditions:
Cloudy, 70 deg. F

Low-Flow Readings:

Date Time	Elapsed Time	pH	Temperature	Specific Conductivity	RDO Concentration	Turbidity	ORP	Depth to Water	Flow
		+/- 0.1	+/- 0.5	+/- 5 %	+/- 0.2	+/- 5	+/- 10	+/- 0.3	
5/9/2024 2:23 PM	00:00	6.75 pH	20.49 °C	666.44 µS/cm	2.66 mg/L	30.60 NTU	-78.1 mV	25.26 ft	100.00 ml/min
5/9/2024 2:28 PM	05:00	6.76 pH	20.66 °C	661.58 µS/cm	3.13 mg/L	25.00 NTU	-81.9 mV	25.34 ft	100.00 ml/min
5/9/2024 2:33 PM	10:00	6.77 pH	20.43 °C	663.91 µS/cm	2.04 mg/L	8.90 NTU	-89.2 mV	25.35 ft	100.00 ml/min
5/9/2024 2:38 PM	15:00	6.82 pH	20.28 °C	664.46 µS/cm	0.56 mg/L	1.83 NTU	-100.2 mV	25.35 ft	100.00 ml/min
5/9/2024 2:43 PM	20:00	6.85 pH	19.99 °C	665.10 µS/cm	0.38 mg/L	0.87 NTU	-108.4 mV	25.35 ft	100.00 ml/min
5/9/2024 2:48 PM	25:00	6.86 pH	20.06 °C	665.95 µS/cm	0.35 mg/L	1.04 NTU	-100.8 mV	25.35 ft	100.00 ml/min
5/9/2024 2:53 PM	30:00	6.86 pH	20.53 °C	665.99 µS/cm	0.37 mg/L	1.06 NTU	-100.6 mV	25.35 ft	100.00 ml/min

Samples

Sample ID:	Description:
HAM-PT-07	Grab.

Low-Flow Test Report:

Test Date / Time: 5/9/2024 4:10:09 PM
Project: Plant Hammond
Operator Name: Anthony Szwast

Location Name: PT-13 **Well Diameter: 2 in** **Casing Type: PVC** **Screen Length: 10 ft** **Top of Screen: 35 ft** **Total Depth: 45 ft** **Initial Depth to Water: 24.85 ft**	**Pump Type: Bladder** **Tubing Type: Poly** **Pump Intake From TOC: 40 ft** **Estimated Total Volume Pumped: 3.5 liter** **Flow Cell Volume: 90 ml** **Final Flow Rate: 100 ml/min** **Final Draw Down: 0.01 ft**	**Instrument Used: Aqua TROLL 400** **Serial Number: 850751**

Test Notes:
Full App. III and IV and Major Ions (no RADs).
Total Fe > 10 mg/L.
Fe2+ = 4.0 mg/L.

Weather Conditions:
Partly cloudy, 75 deg. F

Low-Flow Readings:

Date Time	Elapsed Time	pH	Temperature	Specific Conductivity	RDO Concentration	Turbidity	ORP	Depth to Water	Flow
		+/- 0.1	+/- 0.5	+/- 5 %	+/- 0.2	+/- 5	+/- 10	+/- 0.3	
5/9/2024 4:10 PM	00:00	6.76 pH	25.40 °C	658.97 µS/cm	0.92 mg/L	62.20 NTU	-109.5 mV	24.84 ft	100.00 ml/min
5/9/2024 4:15 PM	05:00	6.81 pH	22.00 °C	665.97 µS/cm	0.50 mg/L	21.30 NTU	-106.4 mV	24.87 ft	100.00 ml/min
5/9/2024 4:20 PM	10:00	6.83 pH	21.25 °C	672.24 µS/cm	0.34 mg/L	11.00 NTU	-113.2 mV	24.84 ft	100.00 ml/min
5/9/2024 4:25 PM	15:00	6.84 pH	21.06 °C	669.58 µS/cm	0.28 mg/L	8.58 NTU	-112.5 mV	24.84 ft	100.00 ml/min
5/9/2024 4:30 PM	20:00	6.84 pH	20.87 °C	670.23 µS/cm	0.22 mg/L	2.95 NTU	-105.5 mV	24.85 ft	100.00 ml/min
5/9/2024 4:35 PM	25:00	6.84 pH	20.77 °C	668.65 µS/cm	0.18 mg/L	2.98 NTU	-104.6 mV	24.86 ft	100.00 ml/min
5/9/2024 4:40 PM	30:00	6.84 pH	20.75 °C	670.23 µS/cm	0.16 mg/L	2.27 NTU	-104.0 mV	24.86 ft	100.00 ml/min

Samples

Sample ID:	Description:
HAM-PT-13	Grab.

Low-Flow Test Report:

Test Date / Time: 5/14/2024 1:18:17 PM
Project: Plant Hammond
Operator Name: Jamie Newsome

Location Name: AS-01 **Well Diameter: 2 in** **Casing Type: PVC** **Screen Length: 10 ft** **Top of Screen: 17 ft** **Total Depth: 27 ft** **Initial Depth to Water: 11.52 ft**	**Pump Type: Peri** **Tubing Type: Poly** **Pump Intake From TOC: 22 ft** **Estimated Total Volume Pumped: 10 liter** **Flow Cell Volume: 90 ml** **Final Flow Rate: 200 ml/min** **Final Draw Down: 0 ft**	**Instrument Used: Aqua TROLL 400** **Serial Number: 966105**

Test Notes:
Full App. III and IV and Major Ions (no RADs).

Weather Conditions:
Light rain, 70F

Low-Flow Readings:

Date Time	Elapsed Time	pH	Temperature	Specific Conductivity	RDO Concentration	Turbidity	ORP	Depth to Water	Flow
		+/- 0.1	+/- 0.5	+/- 3 %	+/- 0.2	+/- 5	+/- 10	+/- 0.3	
5/14/2024 1:18 PM	00:00	7.66 pH	18.05 °C	863.23 µS/cm	0.18 mg/L	11.20 NTU	52.6 mV	11.52 ft	200.00 ml/min
5/14/2024 1:23 PM	05:00	7.78 pH	18.12 °C	805.31 µS/cm	0.23 mg/L	11.40 NTU	36.3 mV	11.52 ft	200.00 ml/min
5/14/2024 1:28 PM	10:00	7.88 pH	18.26 °C	798.68 µS/cm	0.26 mg/L	18.70 NTU	37.4 mV	11.52 ft	200.00 ml/min
5/14/2024 1:33 PM	15:00	7.83 pH	18.39 °C	795.31 µS/cm	0.24 mg/L	18.60 NTU	37.6 mV	11.52 ft	200.00 ml/min
5/14/2024 1:38 PM	20:00	8.01 pH	18.47 °C	798.28 µS/cm	0.39 mg/L	25.40 NTU	31.3 mV	11.52 ft	200.00 ml/min
5/14/2024 1:43 PM	25:00	8.04 pH	18.55 °C	802.11 µS/cm	0.43 mg/L	16.50 NTU	31.1 mV	11.52 ft	200.00 ml/min
5/14/2024 1:48 PM	30:00	7.85 pH	18.88 °C	801.55 µS/cm	0.30 mg/L	17.70 NTU	38.0 mV	11.52 ft	200.00 ml/min
5/14/2024 1:53 PM	35:00	7.77 pH	19.24 °C	812.68 µS/cm	0.24 mg/L	11.30 NTU	41.2 mV	11.52 ft	200.00 ml/min
5/14/2024 1:58 PM	40:00	7.72 pH	19.05 °C	816.72 µS/cm	0.23 mg/L	8.73 NTU	42.0 mV	11.52 ft	200.00 ml/min
5/14/2024 2:03 PM	45:00	7.68 pH	18.77 °C	835.04 µS/cm	0.25 mg/L	4.98 NTU	43.0 mV	11.52 ft	200.00 ml/min

Samples

Sample ID:	Description:
HAM-AS-01	Grab.

Created using VuSitu from In-Situ, Inc.

Low-Flow Test Report:

Test Date / Time: 5/15/2024 12:20:04 PM
Project: Plant Hammond
Operator Name: Jamie Newsome

Location Name: INW-04 **Well Diameter: 2 in** **Casing Type: PVC** **Screen Length: 10 ft** **Top of Screen: 35 ft** **Total Depth: 45 ft** **Initial Depth to Water: 24.75 ft**	**Pump Type: Bladder** **Tubing Type: Poly** **Pump Intake From TOC: 40 ft** **Estimated Total Volume Pumped: 12.5 liter** **Flow Cell Volume: 90 ml** **Final Flow Rate: 100 ml/min** **Final Draw Down: 0 ft**	**Instrument Used: Aqua TROLL 400** **Serial Number: 966105**

Test Notes:
Full App. III and IV and Major Ions (no RADs).
Fe2+ = 2.5 mg/L.

Weather Conditions:
Partly cloudy, 75F

Low-Flow Readings:

Date Time	Elapsed Time	pH	Temperature	Specific Conductivity	RDO Concentration	Turbidity	ORP	Depth to Water	Flow
		+/- 0.1	+/- 0.5	+/- 3 %	+/- 0.2	+/- 5	+/- 10	+/- 0.3	
5/15/2024 12:20 PM	00:00	6.94 pH	20.68 °C	691.70 µS/cm	0.65 mg/L	7.97 NTU	-90.5 mV	24.75 ft	100.00 ml/min
5/15/2024 12:25 PM	05:00	6.94 pH	20.71 °C	692.40 µS/cm	0.53 mg/L	9.88 NTU	-92.0 mV	24.75 ft	100.00 ml/min
5/15/2024 12:30 PM	10:00	6.94 pH	20.48 °C	695.78 µS/cm	0.49 mg/L	22.80 NTU	-95.6 mV	24.75 ft	100.00 ml/min
5/15/2024 12:35 PM	15:00	6.96 pH	20.38 °C	719.95 µS/cm	0.43 mg/L	92.90 NTU	-97.0 mV	24.75 ft	100.00 ml/min
5/15/2024 12:40 PM	20:00	6.97 pH	20.48 °C	721.53 µS/cm	0.31 mg/L	91.00 NTU	-98.8 mV	24.75 ft	100.00 ml/min
5/15/2024 12:45 PM	25:00	6.97 pH	19.90 °C	718.94 µS/cm	0.26 mg/L	72.20 NTU	-99.3 mV	24.75 ft	100.00 ml/min
5/15/2024 12:50 PM	30:00	6.96 pH	19.99 °C	717.86 µS/cm	0.21 mg/L	56.00 NTU	-100.6 mV	24.75 ft	100.00 ml/min
5/15/2024 12:55 PM	35:00	6.95 pH	20.69 °C	712.72 µS/cm	0.19 mg/L	42.90 NTU	-103.1 mV	24.75 ft	100.00 ml/min
5/15/2024 1:00 PM	40:00	6.96 pH	20.37 °C	705.43 µS/cm	0.17 mg/L	32.10 NTU	-104.2 mV	24.75 ft	100.00 ml/min
5/15/2024 1:05 PM	45:00	6.95 pH	20.21 °C	703.72 µS/cm	0.14 mg/L	23.80 NTU	-105.1 mV	24.75 ft	100.00 ml/min
5/15/2024 1:10 PM	50:00	6.95 pH	19.95 °C	702.71 µS/cm	0.14 mg/L	19.30 NTU	-105.3 mV	24.75 ft	100.00 ml/min
5/15/2024 1:15 PM	55:00	6.95 pH	20.15 °C	702.02 µS/cm	0.13 mg/L	14.80 NTU	-105.9 mV	24.75 ft	100.00 ml/min
5/15/2024 1:20 PM	01:00:00	6.94 pH	20.64 °C	698.75 µS/cm	0.13 mg/L	13.50 NTU	-107.2 mV	24.75 ft	100.00 ml/min

5/15/2024 1:25 PM	01:05:00	6.94 pH	20.04 °C	698.46 µS/cm	0.12 mg/L	11.20 NTU	-104.7 mV	24.75 ft	100.00 ml/min
5/15/2024 1:30 PM	01:10:00	6.95 pH	19.74 °C	698.67 µS/cm	0.12 mg/L	12.80 NTU	-103.9 mV	24.75 ft	100.00 ml/min
5/15/2024 1:35 PM	01:15:00	6.94 pH	19.74 °C	697.18 µS/cm	0.14 mg/L	9.88 NTU	-103.4 mV	24.75 ft	100.00 ml/min
5/15/2024 1:40 PM	01:20:00	6.94 pH	20.21 °C	699.40 µS/cm	0.20 mg/L	9.75 NTU	-103.7 mV	24.75 ft	100.00 ml/min
5/15/2024 1:45 PM	01:25:00	6.94 pH	20.16 °C	696.60 µS/cm	0.30 mg/L	8.87 NTU	-102.2 mV	24.75 ft	100.00 ml/min
5/15/2024 1:50 PM	01:30:00	6.93 pH	20.48 °C	695.91 µS/cm	0.38 mg/L	8.23 NTU	-100.0 mV	24.75 ft	100.00 ml/min
5/15/2024 1:55 PM	01:35:00	6.94 pH	19.87 °C	693.32 µS/cm	0.45 mg/L	7.28 NTU	-99.9 mV	24.75 ft	100.00 ml/min
5/15/2024 2:00 PM	01:40:00	6.94 pH	20.08 °C	696.43 µS/cm	0.51 mg/L	7.16 NTU	-98.7 mV	24.75 ft	100.00 ml/min
5/15/2024 2:05 PM	01:45:00	6.94 pH	20.13 °C	694.50 µS/cm	0.48 mg/L	6.23 NTU	-98.5 mV	24.75 ft	100.00 ml/min
5/15/2024 2:10 PM	01:50:00	6.94 pH	20.33 °C	694.16 µS/cm	0.46 mg/L	5.46 NTU	-98.5 mV	24.75 ft	100.00 ml/min
5/15/2024 2:15 PM	01:55:00	6.94 pH	19.86 °C	693.25 µS/cm	0.48 mg/L	4.92 NTU	-97.4 mV	24.75 ft	100.00 ml/min

Samples

Sample ID:	Description:
HAM-INW-04	Grab.
HAM-AP1-FD-02	Grab.

Low-Flow Test Report:

Test Date / Time: 5/15/2024 10:00:05 AM
Project: Plant Hammond
Operator Name: Jamie Newsome

Location Name: INW-05 **Well Diameter: 2 in** **Casing Type: PVC** **Screen Length: 10 ft** **Top of Screen: 35 ft** **Total Depth: 45 ft** **Initial Depth to Water: 24.48 ft**	**Pump Type: Bladder** **Tubing Type: Poly** **Pump Intake From TOC: 40 ft** **Estimated Total Volume Pumped: 8 liter** **Flow Cell Volume: 90 ml** **Final Flow Rate: 100 ml/min** **Final Draw Down: 0 ft**	**Instrument Used: Aqua TROLL 400** **Serial Number: 966105**

Test Notes:
Full App. III and IV and Major Ions (no RADs).

Weather Conditions:
Cloudy, 70F

Low-Flow Readings:

Date Time	Elapsed Time	pH	Temperature	Specific Conductivity	RDO Concentration	Turbidity	ORP	Depth to Water	Flow
		+/- 0.1	+/- 0.5	+/- 3 %	+/- 0.2	+/- 5	+/- 10	+/- 0.3	
5/15/2024 10:00 AM	00:00	6.98 pH	18.46 °C	689.27 µS/cm	0.33 mg/L	11.60 NTU	-132.4 mV	24.48 ft	100.00 ml/min
5/15/2024 10:05 AM	05:00	7.00 pH	18.48 °C	697.86 µS/cm	0.32 mg/L	43.30 NTU	-131.6 mV	24.48 ft	100.00 ml/min
5/15/2024 10:10 AM	10:00	7.01 pH	18.45 °C	695.52 µS/cm	0.25 mg/L	107.50 NTU	-137.8 mV	24.48 ft	100.00 ml/min
5/15/2024 10:15 AM	15:00	7.02 pH	18.47 °C	692.19 µS/cm	0.28 mg/L	88.60 NTU	-137.3 mV	24.48 ft	100.00 ml/min
5/15/2024 10:20 AM	20:00	7.02 pH	18.49 °C	689.46 µS/cm	0.27 mg/L	67.00 NTU	-131.7 mV	24.48 ft	100.00 ml/min
5/15/2024 10:25 AM	25:00	7.02 pH	18.46 °C	687.15 µS/cm	0.25 mg/L	50.10 NTU	-131.2 mV	24.48 ft	100.00 ml/min
5/15/2024 10:30 AM	30:00	7.02 pH	18.54 °C	685.31 µS/cm	0.27 mg/L	35.40 NTU	-129.5 mV	24.48 ft	100.00 ml/min
5/15/2024 10:35 AM	35:00	7.01 pH	18.56 °C	682.72 µS/cm	0.34 mg/L	21.40 NTU	-129.9 mV	24.48 ft	100.00 ml/min
5/15/2024 10:40 AM	40:00	7.01 pH	18.70 °C	681.19 µS/cm	0.36 mg/L	16.40 NTU	-127.8 mV	24.48 ft	100.00 ml/min
5/15/2024 10:45 AM	45:00	7.01 pH	18.66 °C	680.55 µS/cm	0.37 mg/L	13.30 NTU	-126.5 mV	24.48 ft	100.00 ml/min
5/15/2024 10:50 AM	50:00	7.01 pH	18.73 °C	679.58 µS/cm	0.36 mg/L	11.50 NTU	-126.1 mV	24.48 ft	100.00 ml/min
5/15/2024 10:55 AM	55:00	7.01 pH	18.74 °C	679.78 µS/cm	0.38 mg/L	11.77 NTU	-125.5 mV	24.48 ft	100.00 ml/min
5/15/2024 11:00 AM	01:00:00	7.01 pH	18.97 °C	676.34 µS/cm	0.37 mg/L	9.57 NTU	-121.8 mV	24.48 ft	100.00 ml/min

5/15/2024 11:05 AM	01:05:00	7.01 pH	18.82 °C	676.61 µS/cm	0.39 mg/L	8.42 NTU	-124.0 mV	24.48 ft	100.00 ml/min
5/15/2024 11:10 AM	01:10:00	7.01 pH	19.09 °C	677.40 µS/cm	0.37 mg/L	6.83 NTU	-124.4 mV	24.48 ft	100.00 ml/min
5/15/2024 11:15 AM	01:15:00	7.01 pH	19.19 °C	675.78 µS/cm	0.36 mg/L	4.97 NTU	-124.3 mV	24.48 ft	100.00 ml/min

Samples

Sample ID:	Description:
HAM-INW-05	Grab.

Low-Flow Test Report:

Test Date / Time: 5/16/2024 9:12:40 AM
Project: Plant Hammond
Operator Name: Jamie Newsome

Location Name: PT-07 **Well Diameter: 2 in** **Casing Type: PVC** **Screen Length: 10 ft** **Top of Screen: 37.6 ft** **Total Depth: 47.6 ft** **Initial Depth to Water: 25.1 ft**	**Pump Type: Bladder** **Tubing Type: Poly** **Pump Intake From TOC: 42.6 ft** **Estimated Total Volume Pumped: 32 liter** **Flow Cell Volume: 90 ml** **Final Flow Rate: 100 ml/min** **Final Draw Down: 0.05 ft**	**Instrument Used: Aqua TROLL 400** **Serial Number: 966105**

Test Notes:
Full App. III and IV and Major Ions (no RADs).
Fe2+ = 2.0 mg/L.

Weather Conditions:
Sunny, 70F.

Low-Flow Readings:

Date Time	Elapsed Time	pH	Temperature	Specific Conductivity	RDO Concentration	Turbidity	ORP	Depth to Water	Flow
		+/- 0.1	+/- 0.5	+/- 3 %	+/- 0.2	+/- 5	+/- 10	+/- 0.3	
5/16/2024 9:12 AM	00:00	6.95 pH	18.01 °C	667.33 µS/cm	4.16 mg/L	10.89 NTU	-80.3 mV	25.10 ft	200.00 ml/min
5/16/2024 9:17 AM	05:00	6.97 pH	17.99 °C	668.59 µS/cm	4.23 mg/L	8.81 NTU	-80.6 mV	25.15 ft	200.00 ml/min
5/16/2024 9:22 AM	10:00	6.98 pH	17.99 °C	670.91 µS/cm	4.11 mg/L	8.09 NTU	-82.0 mV	25.15 ft	200.00 ml/min
5/16/2024 9:27 AM	15:00	7.00 pH	18.03 °C	671.58 µS/cm	4.06 mg/L	7.64 NTU	-83.3 mV	25.15 ft	200.00 ml/min
5/16/2024 9:32 AM	20:00	7.01 pH	18.03 °C	673.36 µS/cm	4.08 mg/L	8.05 NTU	-84.4 mV	25.15 ft	200.00 ml/min
5/16/2024 9:37 AM	25:00	7.01 pH	17.99 °C	675.11 µS/cm	3.95 mg/L	7.74 NTU	-85.5 mV	25.15 ft	200.00 ml/min
5/16/2024 9:42 AM	30:00	7.01 pH	18.03 °C	675.27 µS/cm	3.87 mg/L	8.09 NTU	-86.3 mV	25.15 ft	200.00 ml/min
5/16/2024 9:47 AM	35:00	7.01 pH	18.07 °C	674.61 µS/cm	3.86 mg/L	7.14 NTU	-86.8 mV	25.15 ft	200.00 ml/min
5/16/2024 9:52 AM	40:00	7.01 pH	18.08 °C	675.60 µS/cm	3.95 mg/L	7.99 NTU	-89.0 mV	25.15 ft	200.00 ml/min
5/16/2024 9:57 AM	45:00	7.01 pH	18.08 °C	676.64 µS/cm	3.80 mg/L	8.51 NTU	-89.9 mV	25.15 ft	200.00 ml/min
5/16/2024 10:02 AM	50:00	7.01 pH	18.21 °C	673.83 µS/cm	3.80 mg/L	10.10 NTU	-87.7 mV	25.15 ft	200.00 ml/min
5/16/2024 10:07 AM	55:00	7.01 pH	18.27 °C	675.26 µS/cm	3.76 mg/L	10.34 NTU	-88.6 mV	25.15 ft	200.00 ml/min
5/16/2024 10:12 AM	01:00:00	7.01 pH	18.27 °C	674.83 µS/cm	3.88 mg/L	9.86 NTU	-88.6 mV	25.15 ft	200.00 ml/min

5/16/2024 10:17 AM	01:05:00	7.01 pH	18.52 °C	671.23 µS/cm	3.83 mg/L	13.27 NTU	-88.0 mV	25.15 ft	200.00 ml/min
5/16/2024 10:22 AM	01:10:00	7.01 pH	18.44 °C	675.80 µS/cm	3.67 mg/L	11.80 NTU	-89.1 mV	25.15 ft	200.00 ml/min
5/16/2024 10:27 AM	01:15:00	7.00 pH	18.34 °C	672.95 µS/cm	3.69 mg/L	11.10 NTU	-88.6 mV	25.15 ft	200.00 ml/min
5/16/2024 10:32 AM	01:20:00	7.01 pH	18.19 °C	672.92 µS/cm	3.81 mg/L	11.30 NTU	-88.5 mV	25.15 ft	200.00 ml/min
5/16/2024 10:37 AM	01:25:00	7.01 pH	18.34 °C	673.83 µS/cm	3.81 mg/L	11.50 NTU	-88.7 mV	25.15 ft	200.00 ml/min
5/16/2024 10:42 AM	01:30:00	7.01 pH	18.47 °C	674.23 µS/cm	3.91 mg/L	11.80 NTU	-88.9 mV	25.15 ft	200.00 ml/min
5/16/2024 10:47 AM	01:35:00	7.01 pH	18.52 °C	673.88 µS/cm	3.74 mg/L	12.10 NTU	-89.0 mV	25.15 ft	200.00 ml/min
5/16/2024 10:52 AM	01:40:00	7.01 pH	18.49 °C	672.98 µS/cm	3.88 mg/L	11.50 NTU	-89.1 mV	25.15 ft	200.00 ml/min
5/16/2024 10:57 AM	01:45:00	7.01 pH	18.40 °C	674.82 µS/cm	3.77 mg/L	11.10 NTU	-89.3 mV	25.15 ft	200.00 ml/min
5/16/2024 11:02 AM	01:50:00	7.00 pH	18.57 °C	673.12 µS/cm	3.87 mg/L	11.50 NTU	-90.4 mV	25.15 ft	200.00 ml/min
5/16/2024 11:07 AM	01:55:00	7.01 pH	18.52 °C	674.19 µS/cm	3.78 mg/L	11.30 NTU	-90.7 mV	25.15 ft	200.00 ml/min
5/16/2024 11:12 AM	02:00:00	7.00 pH	18.52 °C	673.98 µS/cm	3.75 mg/L	11.10 NTU	-90.7 mV	25.15 ft	200.00 ml/min
5/16/2024 11:17 AM	02:05:00	7.00 pH	18.57 °C	674.73 µS/cm	3.95 mg/L	11.20 NTU	-88.9 mV	25.15 ft	200.00 ml/min
5/16/2024 11:22 AM	02:10:00	7.00 pH	18.52 °C	673.25 µS/cm	3.84 mg/L	11.40 NTU	-88.8 mV	25.15 ft	200.00 ml/min
5/16/2024 11:27 AM	02:15:00	6.99 pH	19.07 °C	676.19 µS/cm	3.35 mg/L	11.50 NTU	-90.3 mV	25.15 ft	100.00 ml/min
5/16/2024 11:32 AM	02:20:00	6.99 pH	19.17 °C	676.75 µS/cm	2.38 mg/L	10.89 NTU	-95.8 mV	25.15 ft	100.00 ml/min
5/16/2024 11:37 AM	02:25:00	7.00 pH	19.24 °C	677.74 µS/cm	2.42 mg/L	12.30 NTU	-96.1 mV	25.15 ft	100.00 ml/min
5/16/2024 11:42 AM	02:30:00	6.99 pH	19.35 °C	673.31 µS/cm	2.26 mg/L	13.42 NTU	-93.9 mV	25.15 ft	100.00 ml/min
5/16/2024 11:47 AM	02:35:00	6.98 pH	19.50 °C	674.30 µS/cm	2.41 mg/L	12.50 NTU	-92.9 mV	25.15 ft	100.00 ml/min
5/16/2024 11:52 AM	02:40:00	6.98 pH	19.29 °C	671.44 µS/cm	2.39 mg/L		-92.2 mV	25.15 ft	100.00 ml/min
5/16/2024 11:57 AM	02:45:00	6.98 pH	19.34 °C	669.89 µS/cm	2.70 mg/L	13.20 NTU	-90.9 mV	25.15 ft	100.00 ml/min
5/16/2024 12:02 PM	02:50:00	6.98 pH	19.28 °C	670.02 µS/cm	2.34 mg/L	13.70 NTU	-92.0 mV	25.15 ft	100.00 ml/min
5/16/2024 12:07 PM	02:55:00	6.98 pH	19.28 °C	670.24 µS/cm	2.41 mg/L	14.20 NTU	-91.6 mV	25.15 ft	100.00 ml/min
5/16/2024 12:12 PM	03:00:00	6.98 pH	19.39 °C	671.25 µS/cm	2.33 mg/L	13.80 NTU	-91.9 mV	25.15 ft	100.00 ml/min

Samples

Sample ID:	Description:
HAM-PT-07	Grab.
HAM-PT-07-TS-WG-05162024	Grab.

Created using VuSitu from In-Situ, Inc.

Low-Flow Test Report:

Test Date / Time: 5/16/2024 9:17:05 AM
Project: Plant Hammond
Operator Name: Anthony Szwast

Location Name: PT-08 **Well Diameter: 2 in** **Casing Type: PVC** **Screen Length: 10 ft** **Top of Screen: 31.93 ft** **Total Depth: 41.93 ft** **Initial Depth to Water: 24.91 ft**	**Pump Type: Bladder** **Tubing Type: Poly** **Pump Intake From TOC: 36.93 ft** **Estimated Total Volume Pumped: 16 liter** **Flow Cell Volume: 90 ml** **Final Flow Rate: 200 ml/min** **Final Draw Down: 0 ft**	**Instrument Used: Aqua TROLL 400** **Serial Number: 850751**

Test Notes:
Full App. III and IV and Major Ions (no RADs).
Total Fe > 7 mg/L.
Fe2+ = 5.6 mg/L.

Weather Conditions:
Sunny, 70 deg. F.

Low-Flow Readings:

Date Time	Elapsed Time	pH	Temperature	Specific Conductivity	RDO Concentration	Turbidity	ORP	Depth to Water	Flow
		+/- 0.1	+/- 0.5	+/- 5 %	+/- 0.2	+/- 5	+/- 10	+/- 0.3	
5/16/2024 9:17 AM	00:00	6.41 pH	19.46 °C	607.47 µS/cm	0.66 mg/L	54.40 NTU	-29.9 mV	24.90 ft	200.00 ml/min
5/16/2024 9:22 AM	05:00	6.40 pH	19.10 °C	610.29 µS/cm	0.90 mg/L	44.50 NTU	-27.9 mV	24.91 ft	200.00 ml/min
5/16/2024 9:27 AM	10:00	6.41 pH	19.07 °C	613.25 µS/cm	0.91 mg/L	28.20 NTU	-26.9 mV	24.93 ft	200.00 ml/min
5/16/2024 9:32 AM	15:00	6.41 pH	19.06 °C	611.66 µS/cm	1.18 mg/L	20.20 NTU	-23.7 mV	24.91 ft	200.00 ml/min
5/16/2024 9:37 AM	20:00	6.42 pH	18.97 °C	613.21 µS/cm	1.22 mg/L	16.10 NTU	-23.0 mV	24.91 ft	200.00 ml/min
5/16/2024 9:42 AM	25:00	6.42 pH	19.10 °C	612.36 µS/cm	1.15 mg/L	14.60 NTU	-23.7 mV	24.91 ft	200.00 ml/min
5/16/2024 9:47 AM	30:00	6.42 pH	19.10 °C	614.95 µS/cm	1.03 mg/L	13.00 NTU	-22.8 mV	24.91 ft	200.00 ml/min
5/16/2024 9:52 AM	35:00	6.43 pH	19.15 °C	616.67 µS/cm	0.97 mg/L	12.70 NTU	-23.4 mV	24.91 ft	200.00 ml/min
5/16/2024 9:57 AM	40:00	6.44 pH	19.12 °C	617.80 µS/cm	0.96 mg/L	7.13 NTU	-25.5 mV	24.91 ft	200.00 ml/min
5/16/2024 10:02 AM	45:00	6.44 pH	19.09 °C	618.77 µS/cm	0.93 mg/L	6.82 NTU	-24.1 mV	24.91 ft	200.00 ml/min
5/16/2024 10:07 AM	50:00	6.45 pH	19.15 °C	618.51 µS/cm	0.94 mg/L	5.84 NTU	-23.8 mV	24.91 ft	200.00 ml/min
5/16/2024 10:12 AM	55:00	6.45 pH	19.26 °C	620.25 µS/cm	0.93 mg/L	5.45 NTU	-24.1 mV	24.91 ft	200.00 ml/min
5/16/2024 10:17 AM	01:00:00	6.46 pH	19.29 °C	621.61 µS/cm	0.81 mg/L	5.28 NTU	-25.1 mV	24.91 ft	200.00 ml/min

5/16/2024 10:22 AM	01:05:00	6.47 pH	19.30 °C	622.51 µS/cm	0.70 mg/L	4.66 NTU	-26.0 mV	24.91 ft	200.00 ml/min
5/16/2024 10:27 AM	01:10:00	6.47 pH	19.10 °C	625.69 µS/cm	0.54 mg/L	4.58 NTU	-29.4 mV	24.91 ft	200.00 ml/min
5/16/2024 10:32 AM	01:15:00	6.49 pH	19.16 °C	626.30 µS/cm	0.51 mg/L	4.10 NTU	-29.0 mV	24.91 ft	200.00 ml/min

Samples

Sample ID:	Description:
HAM-PT-08	Grab.
HAM-PT-08-TS-WG-05162024	Grab.

Low-Flow Test Report:

Test Date / Time: 5/14/2024 9:20:06 AM
Project: Plant Hammond
Operator Name: Jamie Newsome

Location Name: PT-09 **Well Diameter: 2 in** **Casing Type: PVC** **Screen Length: 10 ft** **Top of Screen: 17.15 ft** **Total Depth: 27.15 ft** **Initial Depth to Water: 14.82 ft**	**Pump Type: Peri** **Tubing Type: Poly** **Pump Intake From TOC: 19.15 ft** **Estimated Total Volume Pumped: 16 liter** **Flow Cell Volume: 90 ml** **Final Flow Rate: 200 ml/min** **Final Draw Down: 0.03 ft**	**Instrument Used: Aqua TROLL 400** **Serial Number: 966105**

Test Notes:
Full App. III and IV and Major Ions (no RADs).

Weather Conditions:
Cloudy, 64F

Low-Flow Readings:

Date Time	Elapsed Time	pH	Temperature	Specific Conductivity	RDO Concentration	Turbidity	ORP	Depth to Water	Flow
		+/- 0.1	+/- 0.5	+/- 3 %	+/- 0.2	+/- 5	+/- 10	+/- 0.3	
5/14/2024 9:20 AM	00:00	6.99 pH	17.49 °C	706.91 µS/cm	0.18 mg/L	823.00 NTU	105.6 mV	14.82 ft	200.00 ml/min
5/14/2024 9:25 AM	05:00	7.06 pH	17.45 °C	716.68 µS/cm	0.43 mg/L	40.60 NTU	85.0 mV	14.82 ft	200.00 ml/min
5/14/2024 9:30 AM	10:00	7.16 pH	17.54 °C	711.82 µS/cm	0.09 mg/L	634.00 NTU	65.8 mV	14.82 ft	200.00 ml/min
5/14/2024 9:35 AM	15:00	7.18 pH	17.61 °C	705.63 µS/cm	0.07 mg/L	147.00 NTU	48.7 mV	14.82 ft	200.00 ml/min
5/14/2024 9:40 AM	20:00	7.17 pH	17.63 °C	700.13 µS/cm	0.06 mg/L	150.00 NTU	46.3 mV	14.82 ft	200.00 ml/min
5/14/2024 9:45 AM	25:00	7.17 pH	17.67 °C	693.99 µS/cm	0.05 mg/L	85.90 NTU	54.4 mV	14.82 ft	200.00 ml/min
5/14/2024 9:50 AM	30:00	7.17 pH	17.67 °C	691.39 µS/cm	0.05 mg/L	66.80 NTU	54.7 mV	14.85 ft	200.00 ml/min
5/14/2024 9:55 AM	35:00	7.16 pH	17.69 °C	689.18 µS/cm	0.05 mg/L	39.40 NTU	54.3 mV	14.85 ft	200.00 ml/min
5/14/2024 10:00 AM	40:00	7.16 pH	17.75 °C	686.92 µS/cm	0.05 mg/L	28.50 NTU	54.0 mV	14.85 ft	200.00 ml/min
5/14/2024 10:05 AM	45:00	7.15 pH	17.76 °C	685.36 µS/cm	0.06 mg/L	21.00 NTU	53.5 mV	14.85 ft	200.00 ml/min
5/14/2024 10:10 AM	50:00	7.15 pH	17.76 °C	685.00 µS/cm	0.06 mg/L	12.60 NTU	53.1 mV	14.85 ft	200.00 ml/min
5/14/2024 10:15 AM	55:00	7.15 pH	17.77 °C	684.26 µS/cm	0.06 mg/L	11.50 NTU	52.3 mV	14.85 ft	200.00 ml/min
5/14/2024 10:20 AM	01:00:00	7.15 pH	17.76 °C	683.86 µS/cm	0.07 mg/L	11.60 NTU	51.6 mV	14.85 ft	200.00 ml/min

5/14/2024 10:25 AM	01:05:00	7.16 pH	17.77 °C	684.36 µS/cm	0.05 mg/L	7.81 NTU	51.0 mV	14.85 ft	200.00 ml/min
5/14/2024 10:30 AM	01:10:00	7.16 pH	17.75 °C	682.89 µS/cm	0.05 mg/L	6.15 NTU	50.4 mV	14.85 ft	200.00 ml/min
5/14/2024 10:35 AM	01:15:00	7.16 pH	17.76 °C	681.69 µS/cm	0.04 mg/L	4.98 NTU	49.9 mV	14.85 ft	200.00 ml/min

Samples

Sample ID:	Description:
HAM-PT-09	Grab.

Low-Flow Test Report:

Test Date / Time: 5/15/2024 10:12:45 AM
Project: Plant Hammond
Operator Name: Anthony Szwast

Location Name: PT-10 **Well Diameter: 2 in** **Casing Type: PVC** **Screen Length: 10 ft** **Top of Screen: 20.45 ft** **Total Depth: 30.45 ft** **Initial Depth to Water: 15.11 ft**	**Pump Type: Peri** **Tubing Type: Poly** **Pump Intake From TOC: 25.45 ft** **Estimated Total Volume Pumped: 20 liter** **Flow Cell Volume: 90 ml** **Final Flow Rate: 200 ml/min** **Final Draw Down: 0.05 ft**	**Instrument Used: Aqua TROLL 400** **Serial Number: 850751**

Test Notes:
Full App. III and IV and Major Ions (no RADs).
Total Fe = 0 mg/L.
Fe2+ = 0 mg/L.

Weather Conditions:
Cloudy, 67 deg. F.

Low-Flow Readings:

Date Time	Elapsed Time	pH	Temperature	Specific Conductivity	RDO Concentration	Turbidity	ORP	Depth to Water	Flow
		+/- 0.1	+/- 0.5	+/- 5 %	+/- 0.2	+/- 5	+/- 10	+/- 0.3	
5/15/2024 10:12 AM	00:00	6.88 pH	19.14 °C	744.43 µS/cm	0.41 mg/L	65.60 NTU	-23.7 mV	15.14 ft	200.00 ml/min
5/15/2024 10:17 AM	05:00	6.90 pH	18.86 °C	738.89 µS/cm	0.38 mg/L	72.30 NTU	-12.8 mV	15.14 ft	200.00 ml/min
5/15/2024 10:22 AM	10:00	6.86 pH	18.82 °C	728.49 µS/cm	0.38 mg/L	55.40 NTU	-5.8 mV	15.14 ft	200.00 ml/min
5/15/2024 10:27 AM	15:00	6.89 pH	18.79 °C	713.40 µS/cm	0.34 mg/L	50.40 NTU	4.9 mV	15.14 ft	200.00 ml/min
5/15/2024 10:32 AM	20:00	6.87 pH	18.76 °C	716.36 µS/cm	0.35 mg/L	35.20 NTU	6.4 mV	15.14 ft	200.00 ml/min
5/15/2024 10:37 AM	25:00	6.92 pH	18.98 °C	714.92 µS/cm	0.36 mg/L	32.00 NTU	10.5 mV	15.14 ft	200.00 ml/min
5/15/2024 10:42 AM	30:00	6.91 pH	18.99 °C	721.19 µS/cm	0.34 mg/L	25.70 NTU	8.1 mV	15.15 ft	200.00 ml/min
5/15/2024 10:47 AM	35:00	6.88 pH	19.08 °C	719.67 µS/cm	0.31 mg/L	22.90 NTU	9.9 mV	15.15 ft	200.00 ml/min
5/15/2024 10:52 AM	40:00	6.92 pH	19.06 °C	716.50 µS/cm	0.34 mg/L	19.30 NTU	11.9 mV	15.15 ft	200.00 ml/min
5/15/2024 10:57 AM	45:00	6.89 pH	19.05 °C	716.11 µS/cm	0.33 mg/L	16.00 NTU	12.2 mV	15.15 ft	200.00 ml/min
5/15/2024 11:02 AM	50:00	6.92 pH	19.51 °C	719.47 µS/cm	0.33 mg/L	12.70 NTU	10.8 mV	15.15 ft	200.00 ml/min
5/15/2024 11:07 AM	55:00	6.92 pH	19.28 °C	715.52 µS/cm	0.37 mg/L	12.84 NTU	12.5 mV	15.15 ft	200.00 ml/min
5/15/2024 11:12 AM	01:00:00	6.91 pH	19.68 °C	713.72 µS/cm	0.33 mg/L	10.77 NTU	14.3 mV	15.15 ft	200.00 ml/min

5/15/2024 11:17 AM	01:05:00	6.90 pH	19.82 °C	716.90 µS/cm	0.32 mg/L	9.98 NTU	11.8 mV	15.15 ft	200.00 ml/min
5/15/2024 11:22 AM	01:10:00	6.91 pH	19.77 °C	709.96 µS/cm	0.30 mg/L	8.56 NTU	16.1 mV	15.16 ft	200.00 ml/min
5/15/2024 11:27 AM	01:15:00	6.91 pH	20.03 °C	712.22 µS/cm	0.28 mg/L	7.72 NTU	16.1 mV	15.16 ft	200.00 ml/min
5/15/2024 11:32 AM	01:20:00	6.92 pH	20.09 °C	712.26 µS/cm	0.28 mg/L	6.32 NTU	14.0 mV	15.16 ft	200.00 ml/min
5/15/2024 11:37 AM	01:25:00	6.93 pH	19.90 °C	717.20 µS/cm	0.28 mg/L	6.86 NTU	14.2 mV	15.16 ft	200.00 ml/min
5/15/2024 11:42 AM	01:30:00	6.92 pH	20.22 °C	709.75 µS/cm	0.25 mg/L	3.57 NTU	17.3 mV	15.16 ft	200.00 ml/min
5/15/2024 11:47 AM	01:35:00	6.92 pH	20.00 °C	707.36 µS/cm	0.25 mg/L	4.92 NTU	20.1 mV	15.16 ft	200.00 ml/min

Samples

Sample ID:	Description:
HAM-PT-10	Grab.
HAM-AP1-FD-01	Grab.

Low-Flow Test Report:

Test Date / Time: 5/14/2024 2:45:08 PM
Project: Plant Hammond
Operator Name: Jamie Newsome

Location Name: PT-11 **Well Diameter: 2 in** **Casing Type: PVC** **Screen Length: 10 ft** **Top of Screen: 17 ft** **Total Depth: 27 ft** **Initial Depth to Water: 11.37 ft**	**Pump Type: Peri** **Tubing Type: Poly** **Pump Intake From TOC: 22 ft** **Estimated Total Volume Pumped: 7 liter** **Flow Cell Volume: 90 ml** **Final Flow Rate: 200 ml/min** **Final Draw Down: 0.03 ft**	**Instrument Used: Aqua TROLL 400** **Serial Number: 966105**

Test Notes:
Full App. III and IV and Major Ions (no RADs).

Weather Conditions:
Light rain, 70F.

Low-Flow Readings:

Date Time	Elapsed Time	pH	Temperature	Specific Conductivity	RDO Concentration	Turbidity	ORP	Depth to Water	Flow
		+/- 0.1	+/- 0.5	+/- 3 %	+/- 0.2	+/- 5	+/- 10	+/- 0.3	
5/14/2024 2:45 PM	00:00	7.02 pH	18.01 °C	675.49 µS/cm	0.18 mg/L	4.88 NTU	45.5 mV	11.37 ft	200.00 ml/min
5/14/2024 2:50 PM	05:00	6.98 pH	17.98 °C	675.33 µS/cm	0.12 mg/L	1.54 NTU	35.9 mV	11.37 ft	200.00 ml/min
5/14/2024 2:55 PM	10:00	6.97 pH	17.96 °C	678.01 µS/cm	0.10 mg/L	1.27 NTU	32.2 mV	11.37 ft	200.00 ml/min
5/14/2024 3:00 PM	15:00	6.97 pH	17.85 °C	677.20 µS/cm	0.09 mg/L	1.10 NTU	30.6 mV	11.37 ft	200.00 ml/min
5/14/2024 3:05 PM	20:00	6.97 pH	17.94 °C	676.22 µS/cm	0.08 mg/L	1.02 NTU	29.6 mV	11.40 ft	200.00 ml/min
5/14/2024 3:10 PM	25:00	6.98 pH	18.00 °C	673.82 µS/cm	0.09 mg/L	1.15 NTU	27.1 mV	11.40 ft	200.00 ml/min
5/14/2024 3:15 PM	30:00	6.98 pH	18.11 °C	676.01 µS/cm	0.07 mg/L	1.43 NTU	28.7 mV	11.40 ft	200.00 ml/min

Samples

Sample ID:	Description:
HAM-PT-11	Grab.

Low-Flow Test Report:

Test Date / Time: 5/14/2024 11:30:05 AM
Project: Plant Hammond
Operator Name: Jamie Newsome

Location Name: PT-12 **Well Diameter: 2 in** **Casing Type: PVC** **Screen Length: 10 ft** **Top of Screen: 17 ft** **Total Depth: 27 ft** **Initial Depth to Water: 11.25 ft**	**Pump Type: Peri** **Tubing Type: Poly** **Pump Intake From TOC: 22 ft** **Estimated Total Volume Pumped: 5.5 liter** **Flow Cell Volume: 90 ml** **Final Flow Rate: 100 ml/min** **Final Draw Down: 0 ft**	**Instrument Used: Aqua TROLL 400** **Serial Number: 966105**

Test Notes:
Full App. III and IV and Major Ions (no RADs).

Weather Conditions:
Cloudy, 65F

Low-Flow Readings:

Date Time	Elapsed Time	pH	Temperature	Specific Conductivity	RDO Concentration	Turbidity	ORP	Depth to Water	Flow
		+/- 0.1	+/- 0.5	+/- 3 %	+/- 0.2	+/- 5	+/- 10	+/- 0.3	
5/14/2024 11:30 AM	00:00	6.58 pH	17.76 °C	679.33 µS/cm	0.20 mg/L	6.24 NTU	61.4 mV	11.25 ft	200.00 ml/min
5/14/2024 11:35 AM	05:00	6.57 pH	17.95 °C	689.70 µS/cm	0.21 mg/L	6.40 NTU	49.5 mV	11.25 ft	200.00 ml/min
5/14/2024 11:40 AM	10:00	6.57 pH	18.08 °C	689.22 µS/cm	0.19 mg/L	5.87 NTU	59.3 mV	11.25 ft	200.00 ml/min
5/14/2024 11:45 AM	15:00	6.57 pH	18.30 °C	688.05 µS/cm	0.22 mg/L	4.72 NTU	59.4 mV	11.25 ft	200.00 ml/min
5/14/2024 11:50 AM	20:00	6.57 pH	18.43 °C	688.65 µS/cm	0.22 mg/L	5.20 NTU	59.0 mV	11.25 ft	100.00 ml/min
5/14/2024 11:55 AM	25:00	6.58 pH	18.66 °C	687.32 µS/cm	0.27 mg/L	4.84 NTU	58.7 mV	11.25 ft	100.00 ml/min
5/14/2024 12:00 PM	30:00	6.58 pH	18.81 °C	685.68 µS/cm	0.32 mg/L	4.71 NTU	58.8 mV	11.25 ft	100.00 ml/min

Samples

Sample ID:	Description:
HAM-PT-12	Grab.

Low-Flow Test Report:

Test Date / Time: 5/15/2024 5:25:06 PM
Project: Plant Hammond
Operator Name: Jamie Newsome

Location Name: PT-13 **Well Diameter: 2 in** **Casing Type: PVC** **Screen Length: 10 ft** **Top of Screen: 35 ft** **Total Depth: 45 ft** **Initial Depth to Water: 24.57 ft**	**Pump Type: Bladder** **Tubing Type: Poly** **Pump Intake From TOC: 40 ft** **Estimated Total Volume Pumped: 8.2 liter** **Flow Cell Volume: 90 ml** **Final Flow Rate: 100 ml/min** **Final Draw Down: 0.04 ft**	**Instrument Used: Aqua TROLL 400** **Serial Number: 966105**

Test Notes:
Full App. III and IV and Major Ions (no RADs).
Fe2+ = 2.5 mg/L.

Weather Conditions:
Partly cloudy, 75F.

Low-Flow Readings:

Date Time	Elapsed Time	pH	Temperature	Specific Conductivity	RDO Concentration	Turbidity	ORP	Depth to Water	Flow
		+/- 0.1	+/- 0.5	+/- 3 %	+/- 0.2	+/- 5	+/- 10	+/- 0.3	
5/15/2024 5:25 PM	00:00	6.90 pH	19.68 °C	677.73 µS/cm	0.88 mg/L	11.20 NTU	-90.6 mV	24.57 ft	100.00 ml/min
5/15/2024 5:30 PM	05:00	6.93 pH	19.23 °C	680.71 µS/cm	1.02 mg/L	9.34 NTU	-99.0 mV	24.57 ft	100.00 ml/min
5/15/2024 5:35 PM	10:00	6.94 pH	19.10 °C	681.15 µS/cm	1.21 mg/L	7.75 NTU	-97.5 mV	24.57 ft	100.00 ml/min
5/15/2024 5:40 PM	15:00	6.93 pH	19.10 °C	681.34 µS/cm	1.20 mg/L	7.13 NTU	-99.3 mV	24.57 ft	100.00 ml/min
5/15/2024 5:45 PM	20:00	6.93 pH	18.94 °C	681.37 µS/cm	1.35 mg/L	13.62 NTU	-95.9 mV	24.57 ft	100.00 ml/min
5/15/2024 5:50 PM	25:00	6.93 pH	18.83 °C	683.12 µS/cm	1.15 mg/L	12.36 NTU	-96.7 mV	24.57 ft	100.00 ml/min
5/15/2024 5:55 PM	30:00	6.94 pH	18.78 °C	682.89 µS/cm	1.01 mg/L	9.89 NTU	-100.1 mV	24.57 ft	100.00 ml/min
5/15/2024 6:00 PM	35:00	6.94 pH	18.79 °C	682.69 µS/cm	1.10 mg/L	8.97 NTU	-99.3 mV	24.57 ft	100.00 ml/min
5/15/2024 6:05 PM	40:00	6.93 pH	18.97 °C	682.73 µS/cm	1.12 mg/L	8.12 NTU	-99.2 mV	24.57 ft	100.00 ml/min
5/15/2024 6:10 PM	45:00	6.93 pH	19.07 °C	682.16 µS/cm	1.04 mg/L	7.17 NTU	-99.9 mV	24.61 ft	100.00 ml/min
5/15/2024 6:15 PM	50:00	6.93 pH	19.12 °C	681.98 µS/cm	1.08 mg/L	6.67 NTU	-99.6 mV	24.61 ft	100.00 ml/min
5/15/2024 6:20 PM	55:00	6.93 pH	18.91 °C	682.48 µS/cm	1.10 mg/L	6.27 NTU	-96.8 mV	24.61 ft	100.00 ml/min
5/15/2024 6:25 PM	01:00:00	6.93 pH	18.74 °C	682.62 µS/cm	1.29 mg/L	6.95 NTU	-95.4 mV	24.61 ft	100.00 ml/min

5/15/2024 6:30 PM	01:05:00	6.93 pH	18.74 °C	682.98 µS/cm	1.03 mg/L	6.16 NTU	-96.6 mV	24.61 ft	100.00 ml/min
5/15/2024 6:35 PM	01:10:00	6.93 pH	18.65 °C	683.56 µS/cm	0.97 mg/L	5.40 NTU	-99.2 mV	24.61 ft	100.00 ml/min
5/15/2024 6:40 PM	01:15:00	6.93 pH	18.64 °C	683.83 µS/cm	1.10 mg/L	4.82 NTU	-98.3 mV	24.61 ft	100.00 ml/min

Samples

Sample ID:	Description:
HAM-PT-13	Grab.

Created using VuSitu from In-Situ, Inc.

Low-Flow Test Report:

Test Date / Time: 5/15/2024 5:02:23 PM
Project: Plant Hammond
Operator Name: Anthony Szwast

Location Name: PT-14 **Well Diameter: 2 in** **Casing Type: PVC** **Screen Length: 10 ft** **Top of Screen: 35 ft** **Total Depth: 45 ft** **Initial Depth to Water: 24.48 ft**	**Pump Type: Bladder** **Tubing Type: Poly** **Pump Intake From TOC: 40 ft** **Estimated Total Volume Pumped: 15.4 liter** **Flow Cell Volume: 90 ml** **Final Flow Rate: 200 ml/min** **Final Draw Down: 0.05 ft**	**Instrument Used: Aqua TROLL 400** **Serial Number: 850751**

Test Notes:
Full App. III and IV and Major Ions (no RADs).
Fe2+ = 3.0 mg/L.

Weather Conditions:
Sunny, 70 deg. F.

Low-Flow Readings:

Date Time	Elapsed Time	pH	Temperature	Specific Conductivity	RDO Concentration	Turbidity	ORP	Depth to Water	Flow
		+/- 0.1	+/- 0.5	+/- 5 %	+/- 0.2	+/- 5	+/- 10	+/- 0.3	
5/15/2024 5:02 PM	00:00	6.63 pH	21.21 °C	654.87 µS/cm	0.86 mg/L	93.20 NTU	-126.0 mV	24.49 ft	100.00 ml/min
5/15/2024 5:07 PM	05:00	6.71 pH	19.85 °C	665.04 µS/cm	0.48 mg/L	89.10 NTU	-127.2 mV	24.49 ft	100.00 ml/min
5/15/2024 5:12 PM	10:00	6.73 pH	19.06 °C	667.24 µS/cm	0.33 mg/L	69.30 NTU	-126.1 mV	24.51 ft	200.00 ml/min
5/15/2024 5:17 PM	15:00	6.75 pH	19.28 °C	664.55 µS/cm	0.23 mg/L	44.50 NTU	-120.4 mV	24.51 ft	200.00 ml/min
5/15/2024 5:22 PM	20:00	6.75 pH	19.00 °C	667.67 µS/cm	0.18 mg/L	30.90 NTU	-119.3 mV	24.51 ft	200.00 ml/min
5/15/2024 5:27 PM	25:00	6.76 pH	18.88 °C	668.74 µS/cm	0.15 mg/L	20.40 NTU	-118.2 mV	24.52 ft	200.00 ml/min
5/15/2024 5:32 PM	30:00	6.85 pH	19.53 °C	0.72 µS/cm	5.30 mg/L	16.20 NTU	-62.3 mV	24.52 ft	200.00 ml/min
5/15/2024 5:37 PM	35:00	6.74 pH	18.97 °C	670.06 µS/cm	0.30 mg/L	96.20 NTU	-106.1 mV	24.52 ft	200.00 ml/min
5/15/2024 5:42 PM	40:00	6.76 pH	18.88 °C	671.64 µS/cm	0.15 mg/L	57.80 NTU	-109.6 mV	24.52 ft	200.00 ml/min
5/15/2024 5:47 PM	45:00	6.76 pH	18.84 °C	670.94 µS/cm	0.12 mg/L	35.70 NTU	-111.0 mV	24.52 ft	200.00 ml/min
5/15/2024 5:52 PM	50:00	6.77 pH	18.78 °C	671.50 µS/cm	0.10 mg/L	21.40 NTU	-111.7 mV	24.53 ft	200.00 ml/min
5/15/2024 5:57 PM	55:00	6.77 pH	18.72 °C	671.66 µS/cm	0.09 mg/L	18.90 NTU	-111.6 mV	24.51 ft	200.00 ml/min
5/15/2024 6:02 PM	01:00:00	6.77 pH	18.77 °C	671.48 µS/cm	0.08 mg/L	11.90 NTU	-111.5 mV	24.53 ft	200.00 ml/min

5/15/2024 6:07 PM	01:05:00	6.78 pH	18.88 °C	670.46 µS/cm	0.07 mg/L	9.45 NTU	-111.1 mV	24.53 ft	200.00 ml/min
5/15/2024 6:12 PM	01:10:00	6.78 pH	19.10 °C	668.71 µS/cm	0.06 mg/L	7.68 NTU	-110.7 mV	24.53 ft	200.00 ml/min
5/15/2024 6:17 PM	01:15:00	6.78 pH	18.88 °C	671.20 µS/cm	0.06 mg/L	5.68 NTU	-110.1 mV	24.53 ft	200.00 ml/min
5/15/2024 6:22 PM	01:20:00	6.78 pH	18.75 °C	671.71 µS/cm	0.05 mg/L	4.99 NTU	-110.0 mV	24.53 ft	200.00 ml/min

Samples

Sample ID:	Description:
HAM-PT-14	Grab.

Low-Flow Test Report:

Test Date / Time: 5/15/2024 3:35:08 PM
Project: Plant Hammond
Operator Name: Jamie Newsome

Location Name: PT-15 **Well Diameter: 2 in** **Casing Type: PVC** **Screen Length: 10 ft** **Top of Screen: 35 ft** **Total Depth: 45 ft** **Initial Depth to Water: 24.42 ft**	**Pump Type: Bladder** **Tubing Type: Poly** **Pump Intake From TOC: 40 ft** **Estimated Total Volume Pumped: 4 liter** **Flow Cell Volume: 90 ml** **Final Flow Rate: 100 ml/min** **Final Draw Down: 0.03 ft**	**Instrument Used: Aqua TROLL 400** **Serial Number: 966105**

Test Notes:
Full App. III and IV and Major Ions (no RADs).
Fe 2+ = 2.5 mg/L.

Weather Conditions:
Partly cloudy, 75F.

Low-Flow Readings:

Date Time	Elapsed Time	pH	Temperature	Specific Conductivity	RDO Concentration	Turbidity	ORP	Depth to Water	Flow
		+/- 0.1	+/- 0.5	+/- 3 %	+/- 0.2	+/- 5	+/- 10	+/- 0.3	
5/15/2024 3:35 PM	00:00	7.00 pH	19.78 °C	776.12 µS/cm	0.19 mg/L	1.38 NTU	-123.5 mV	24.42 ft	100.00 ml/min
5/15/2024 3:40 PM	05:00	7.00 pH	19.63 °C	779.55 µS/cm	0.18 mg/L	0.69 NTU	-125.7 mV	24.42 ft	100.00 ml/min
5/15/2024 3:45 PM	10:00	6.99 pH	20.21 °C	789.34 µS/cm	0.17 mg/L	0.28 NTU	-125.6 mV	24.42 ft	100.00 ml/min
5/15/2024 3:50 PM	15:00	7.00 pH	20.44 °C	839.74 µS/cm	0.14 mg/L	1.61 NTU	-122.9 mV	24.42 ft	100.00 ml/min
5/15/2024 3:55 PM	20:00	7.01 pH	20.04 °C	849.30 µS/cm	0.12 mg/L	1.83 NTU	-120.1 mV	24.42 ft	100.00 ml/min
5/15/2024 4:00 PM	25:00	7.01 pH	20.21 °C	859.17 µS/cm	0.11 mg/L	0.93 NTU	-118.7 mV	24.45 ft	100.00 ml/min
5/15/2024 4:05 PM	30:00	7.01 pH	20.45 °C	863.09 µS/cm	0.10 mg/L	0.77 NTU	-118.3 mV	24.45 ft	100.00 ml/min

Samples

Sample ID:	Description:
HAM-PT-15	Grab.

Created using VuSitu from In-Situ, Inc.

Low-Flow Test Report:

Test Date / Time: 5/29/2024 12:44:33 PM
Project: Plant Hammond
Operator Name: Zain Webb

Location Name: AS-01 **Well Diameter: 2 in** **Casing Type: PVC** **Screen Length: 10 ft** **Top of Screen: 17 ft** **Total Depth: 27 ft** **Initial Depth to Water: 11.38 ft**	**Pump Type: Peristaltic** **Tubing Type: Polyethylene** **Pump Intake From TOC: 22 ft** **Estimated Total Volume Pumped: 14.25 liter** **Flow Cell Volume: 90 ml** **Final Flow Rate: 150 ml/min** **Final Draw Down: 0.11 ft**	**Instrument Used: Aqua TROLL 400** **Serial Number: 965586**

Test Notes:
Appendix III and IV and Major Ions (no RADs).
Fe2+ = 0 mg/L.
Fe = 0 mg/L.

Weather Conditions:
Sunny, 80 degrees F.

Low-Flow Readings:

Date Time	Elapsed Time	pH	Temperature	Specific Conductivity	RDO Concentration	Turbidity	ORP	Depth to Water	Flow
		+/- 0.1	+/- 0.5	+/- 5 %	+/- 0.2	+/- 5	+/- 10	+/- 0.3	
5/29/2024 12:44 PM	00:00	7.53 pH	20.88 °C	840.04 µS/cm	2.98 mg/L	2.99 NTU	-77.5 mV	11.38 ft	150.00 ml/min
5/29/2024 12:49 PM	05:00	7.54 pH	19.80 °C	863.27 µS/cm	0.91 mg/L	2.57 NTU	-57.4 mV	11.47 ft	150.00 ml/min
5/29/2024 12:54 PM	10:00	7.52 pH	19.85 °C	854.17 µS/cm	1.57 mg/L	2.12 NTU	-59.5 mV	11.48 ft	150.00 ml/min
5/29/2024 12:59 PM	15:00	7.49 pH	19.76 °C	865.61 µS/cm	1.23 mg/L	1.73 NTU	-83.2 mV	11.49 ft	150.00 ml/min
5/29/2024 1:04 PM	20:00	7.46 pH	19.86 °C	872.27 µS/cm	1.14 mg/L	1.07 NTU	-49.7 mV	11.49 ft	150.00 ml/min
5/29/2024 1:09 PM	25:00	7.45 pH	19.91 °C	872.76 µS/cm	2.09 mg/L	0.99 NTU	-76.1 mV	11.49 ft	150.00 ml/min
5/29/2024 1:14 PM	30:00	7.42 pH	19.99 °C	870.17 µS/cm	0.44 mg/L	0.76 NTU	-44.0 mV	11.49 ft	150.00 ml/min
5/29/2024 1:19 PM	35:00	7.41 pH	20.03 °C	884.25 µS/cm	0.47 mg/L	0.40 NTU	-44.2 mV	11.49 ft	150.00 ml/min
5/29/2024 1:24 PM	40:00	7.40 pH	19.96 °C	866.45 µS/cm	2.21 mg/L	0.43 NTU	-41.6 mV	11.49 ft	150.00 ml/min
5/29/2024 1:29 PM	45:00	7.40 pH	20.01 °C	880.70 µS/cm	0.57 mg/L	0.50 NTU	-39.8 mV	11.49 ft	150.00 ml/min
5/29/2024 1:34 PM	50:00	7.38 pH	20.13 °C	875.48 µS/cm	1.63 mg/L	0.87 NTU	-37.9 mV	11.49 ft	150.00 ml/min
5/29/2024 1:39 PM	55:00	7.37 pH	20.21 °C	865.85 µS/cm	0.38 mg/L	0.44 NTU	-35.9 mV	11.49 ft	150.00 ml/min
5/29/2024 1:44 PM	01:00:00	7.37 pH	19.90 °C	868.81 µS/cm	0.48 mg/L	0.48 NTU	-33.5 mV	11.49 ft	150.00 ml/min

5/29/2024 1:47 PM	01:02:29	7.37 pH	20.03 °C	818.62 µS/cm	0.50 mg/L	0.48 NTU	-32.7 mV	11.49 ft	150.00 ml/min
5/29/2024 1:52 PM	01:07:29	7.36 pH	20.03 °C	875.39 µS/cm	0.53 mg/L	0.17 NTU	-30.6 mV	11.49 ft	150.00 ml/min
5/29/2024 1:54 PM	01:10:21	7.35 pH	20.21 °C	795.78 µS/cm	0.49 mg/L	0.28 NTU	-29.2 mV	11.49 ft	150.00 ml/min
5/29/2024 1:59 PM	01:15:21	7.35 pH	20.22 °C	833.20 µS/cm	0.54 mg/L	0.30 NTU	-29.8 mV	11.49 ft	150.00 ml/min
5/29/2024 2:04 PM	01:20:21	7.35 pH	20.11 °C	848.09 µS/cm	0.68 mg/L	0.11 NTU	-28.7 mV	11.49 ft	150.00 ml/min
5/29/2024 2:09 PM	01:25:21	7.36 pH	20.17 °C	864.90 µS/cm	0.61 mg/L	0.56 NTU	-26.7 mV	11.49 ft	150.00 ml/min

Samples

Sample ID:	Description:
HAM-AS-01	Grab.

Low-Flow Test Report:

Test Date / Time: 5/30/2024 9:07:43 AM
Project: Plant Hammond
Operator Name: Zain Webb

Location Name: PT-09 **Well Diameter: 2 in** **Casing Type: PVC** **Screen Length: 10 ft** **Top of Screen: 20.47 ft** **Total Depth: 30.47 ft** **Initial Depth to Water: 14.94 ft**	**Pump Type: Peristaltic** **Tubing Type: Polyethylene** **Pump Intake From TOC: 25.47 ft** **Estimated Total Volume Pumped: 24.75 liter** **Flow Cell Volume: 90 ml** **Final Flow Rate: 150 ml/min** **Final Draw Down: 0.01 ft**	**Instrument Used: Aqua TROLL 400** **Serial Number: 965586**

Test Notes:
Appendix III and IV, Major Ions, and Treatability Study Sample (no RADs).
Fe2+ = 0 mg/L.
Fe = 0 mg/L.

Weather Conditions:
Sunny, 75 degrees F.

Low-Flow Readings:

Date Time	Elapsed Time	pH	Temperature	Specific Conductivity	RDO Concentration	Turbidity	ORP	Depth to Water	Flow
		+/- 0.1	+/- 0.5	+/- 5 %	+/- 0.2	+/- 5	+/- 10	+/- 0.3	
5/30/2024 9:07 AM	00:00	6.83 pH	18.39 °C	688.12 µS/cm	0.22 mg/L	++++	47.0 mV	14.94 ft	150.00 ml/min
5/30/2024 9:12 AM	05:00	6.84 pH	18.47 °C	760.88 µS/cm	0.14 mg/L	++++	66.3 mV	14.95 ft	150.00 ml/min
5/30/2024 9:17 AM	10:00	6.86 pH	18.61 °C	742.55 µS/cm	0.12 mg/L	++++	60.1 mV	14.95 ft	150.00 ml/min
5/30/2024 9:22 AM	15:00	6.87 pH	18.72 °C	747.90 µS/cm	0.10 mg/L	++++	76.1 mV	14.95 ft	150.00 ml/min
5/30/2024 9:27 AM	20:00	6.88 pH	18.78 °C	730.72 µS/cm	0.09 mg/L	++++	65.2 mV	14.95 ft	150.00 ml/min
5/30/2024 9:32 AM	25:00	6.89 pH	18.88 °C	735.76 µS/cm	0.09 mg/L	++++	82.7 mV	14.95 ft	150.00 ml/min
5/30/2024 9:37 AM	30:00	6.91 pH	18.99 °C	727.93 µS/cm	0.08 mg/L	++++	70.3 mV	14.95 ft	150.00 ml/min
5/30/2024 9:42 AM	35:00	6.91 pH	19.14 °C	729.82 µS/cm	0.07 mg/L	++++	91.2 mV	14.95 ft	150.00 ml/min
5/30/2024 9:47 AM	40:00	6.91 pH	19.23 °C	716.96 µS/cm	0.07 mg/L	99.40 NTU	77.0 mV	14.95 ft	150.00 ml/min
5/30/2024 9:52 AM	45:00	6.92 pH	19.19 °C	722.21 µS/cm	0.07 mg/L	82.60 NTU	99.4 mV	14.95 ft	150.00 ml/min
5/30/2024 9:57 AM	50:00	6.92 pH	19.23 °C	723.97 µS/cm	0.07 mg/L	80.60 NTU	80.6 mV	14.95 ft	150.00 ml/min
5/30/2024 10:02 AM	55:00	6.93 pH	19.25 °C	723.61 µS/cm	0.07 mg/L	68.90 NTU	102.3 mV	14.95 ft	150.00 ml/min
5/30/2024 10:07 AM	01:00:00	6.94 pH	19.44 °C	719.47 µS/cm	0.08 mg/L	66.00 NTU	82.5 mV	14.95 ft	150.00 ml/min

5/30/2024 10:12 AM	01:05:00	6.95 pH	19.41 °C	717.41 µS/cm	0.08 mg/L	54.90 NTU	105.8 mV	14.95 ft	150.00 ml/min
5/30/2024 10:17 AM	01:10:00	6.97 pH	19.41 °C	712.56 µS/cm	0.08 mg/L	43.60 NTU	83.8 mV	14.95 ft	150.00 ml/min
5/30/2024 10:22 AM	01:15:00	6.97 pH	19.35 °C	716.02 µS/cm	0.07 mg/L	37.50 NTU	79.8 mV	14.95 ft	150.00 ml/min
5/30/2024 10:27 AM	01:20:00	6.99 pH	19.41 °C	715.33 µS/cm	0.07 mg/L	31.30 NTU	103.2 mV	14.95 ft	150.00 ml/min
5/30/2024 10:32 AM	01:25:00	6.97 pH	19.46 °C	712.25 µS/cm	0.07 mg/L	28.20 NTU	82.3 mV	14.95 ft	150.00 ml/min
5/30/2024 10:37 AM	01:30:00	6.97 pH	19.39 °C	718.79 µS/cm	0.07 mg/L	25.50 NTU	102.1 mV	14.95 ft	150.00 ml/min
5/30/2024 10:42 AM	01:35:00	6.99 pH	19.45 °C	715.90 µS/cm	0.06 mg/L	22.50 NTU	105.8 mV	14.95 ft	150.00 ml/min
5/30/2024 10:47 AM	01:40:00	6.98 pH	19.46 °C	711.90 µS/cm	0.06 mg/L	20.60 NTU	80.9 mV	14.95 ft	150.00 ml/min
5/30/2024 10:52 AM	01:45:00	7.00 pH	19.44 °C	712.95 µS/cm	0.06 mg/L	19.30 NTU	101.1 mV	14.95 ft	150.00 ml/min
5/30/2024 10:57 AM	01:50:00	7.02 pH	19.46 °C	707.88 µS/cm	0.06 mg/L	16.70 NTU	79.5 mV	14.95 ft	150.00 ml/min
5/30/2024 11:02 AM	01:55:00	7.02 pH	19.35 °C	713.67 µS/cm	0.06 mg/L	13.40 NTU	76.7 mV	14.95 ft	150.00 ml/min
5/30/2024 11:07 AM	02:00:00	7.04 pH	19.45 °C	712.10 µS/cm	0.06 mg/L	12.90 NTU	100.6 mV	14.95 ft	150.00 ml/min
5/30/2024 11:12 AM	02:05:00	7.04 pH	19.43 °C	705.54 µS/cm	0.05 mg/L	10.33 NTU	81.4 mV	14.95 ft	150.00 ml/min
5/30/2024 11:17 AM	02:10:00	7.05 pH	19.48 °C	708.45 µS/cm	0.05 mg/L	9.76 NTU	78.9 mV	14.95 ft	150.00 ml/min
5/30/2024 11:22 AM	02:15:00	7.04 pH	19.50 °C	711.64 µS/cm	0.05 mg/L	7.94 NTU	102.9 mV	14.95 ft	150.00 ml/min
5/30/2024 11:27 AM	02:20:00	7.06 pH	19.50 °C	705.54 µS/cm	0.05 mg/L	6.92 NTU	81.5 mV	14.95 ft	150.00 ml/min
5/30/2024 11:32 AM	02:25:00	7.07 pH	19.47 °C	706.63 µS/cm	0.05 mg/L	6.48 NTU	103.6 mV	14.95 ft	150.00 ml/min
5/30/2024 11:37 AM	02:30:00	7.05 pH	19.49 °C	702.56 µS/cm	0.05 mg/L	6.24 NTU	82.7 mV	14.95 ft	150.00 ml/min
5/30/2024 11:42 AM	02:35:00	7.05 pH	19.58 °C	707.31 µS/cm	0.05 mg/L	5.41 NTU	106.4 mV	14.95 ft	150.00 ml/min
5/30/2024 11:47 AM	02:40:00	7.06 pH	19.69 °C	703.83 µS/cm	0.05 mg/L	4.71 NTU	83.4 mV	14.95 ft	150.00 ml/min

Samples

Sample ID:	Description:
HAM-PT-09	Grab.
HAM-AP1-FD-01	Grab.
HAM-PT-09-TS-WG-05302024	Grab.

Low-Flow Test Report:

Test Date / Time: 5/30/2024 2:05:29 PM
Project: Plant Hammond
Operator Name: Zain Webb

Location Name: PT-10 **Well Diameter: 2 in** **Casing Type: PVC** **Screen Length: 10 ft** **Top of Screen: 20.45 ft** **Total Depth: 30.45 ft** **Initial Depth to Water: 14.98 ft**	**Pump Type: Peristaltic** **Tubing Type: Polyethylene** **Pump Intake From TOC: 25.45 ft** **Estimated Total Volume Pumped: 5.25 liter** **Flow Cell Volume: 90 ml** **Final Flow Rate: 150 ml/min** **Final Draw Down: 0.1 ft**	**Instrument Used: Aqua TROLL 400** **Serial Number: 965586**

Test Notes:
Appendix III and IV, Major Ions, and Treatability Study Sample (no RADs).
Fe2+ = 0 mg/L.
Fe = 0 mg/L.

Weather Conditions:
Sunny, 80 degrees F.

Low-Flow Readings:

Date Time	Elapsed Time	pH	Temperature	Specific Conductivity	RDO Concentration	Turbidity	ORP	Depth to Water	Flow
		+/- 0.1	+/- 0.5	+/- 5 %	+/- 0.2	+/- 5	+/- 10	+/- 0.3	
5/30/2024 2:05 PM	00:00	6.75 pH	20.31 °C	641.23 µS/cm	0.51 mg/L	16.10 NTU	33.4 mV	14.98 ft	150.00 ml/min
5/30/2024 2:10 PM	05:00	6.87 pH	20.03 °C	691.81 µS/cm	0.51 mg/L	8.38 NTU	15.2 mV	15.08 ft	150.00 ml/min
5/30/2024 2:15 PM	10:00	6.96 pH	20.24 °C	710.77 µS/cm	0.53 mg/L	6.54 NTU	21.4 mV	15.08 ft	150.00 ml/min
5/30/2024 2:20 PM	15:00	6.86 pH	20.12 °C	701.76 µS/cm	0.46 mg/L	4.46 NTU	30.0 mV	15.08 ft	150.00 ml/min
5/30/2024 2:25 PM	20:00	6.85 pH	20.21 °C	695.18 µS/cm	0.43 mg/L	3.92 NTU	34.9 mV	15.08 ft	150.00 ml/min
5/30/2024 2:30 PM	25:00	6.83 pH	20.17 °C	672.75 µS/cm	0.46 mg/L	3.28 NTU	40.0 mV	15.08 ft	150.00 ml/min
5/30/2024 2:35 PM	30:00	6.81 pH	20.16 °C	664.75 µS/cm	0.43 mg/L	3.01 NTU	52.5 mV	15.08 ft	150.00 ml/min

Samples

Sample ID:	Description:
HAM-PT-10	Grab.
HAM-PT-10-TS-WG-05302024	Grab.

Low-Flow Test Report:

Test Date / Time: 5/29/2024 3:32:11 PM
Project: Plant Hammond
Operator Name: Zain Webb

Location Name: PT-11 **Well Diameter: 2 in** **Casing Type: PVC** **Screen Length: 10 ft** **Top of Screen: 17 ft** **Total Depth: 27 ft** **Initial Depth to Water: 11.3 ft**	**Pump Type: Peristaltic** **Tubing Type: Polyethylene** **Pump Intake From TOC: 22 ft** **Estimated Total Volume Pumped: 10.65 liter** **Flow Cell Volume: 90 ml** **Final Flow Rate: 150 ml/min** **Final Draw Down: 0.04 ft**	**Instrument Used: Aqua TROLL 400** **Serial Number: 965586**

Test Notes:
Appendix III and IV and Major Ions (no RADs).
Fe2+ = 0 mg/L.
Fe = 0 mg/L.

Weather Conditions:
Sunny, 80 degrees F.

Low-Flow Readings:

Date Time	Elapsed Time	pH	Temperature	Specific Conductivity	RDO Concentration	Turbidity	ORP	Depth to Water	Flow
		+/- 0.1	+/- 0.5	+/- 5 %	+/- 0.2	+/- 5	+/- 10	+/- 0.3	
5/29/2024 3:32 PM	00:00	7.18 pH	25.73 °C	609.75 µS/cm	0.72 mg/L	21.20 NTU	76.3 mV	11.30 ft	150.00 ml/min
5/29/2024 3:37 PM	05:00	6.96 pH	19.68 °C	728.70 µS/cm	0.41 mg/L	20.60 NTU	100.5 mV	11.32 ft	150.00 ml/min
5/29/2024 3:42 PM	10:00	6.94 pH	19.36 °C	726.23 µS/cm	0.40 mg/L	18.10 NTU	143.3 mV	11.33 ft	150.00 ml/min
5/29/2024 3:47 PM	15:00	6.97 pH	19.48 °C	727.51 µS/cm	0.37 mg/L	13.60 NTU	160.6 mV	11.33 ft	150.00 ml/min
5/29/2024 3:52 PM	20:00	6.97 pH	19.52 °C	726.39 µS/cm	0.36 mg/L	10.41 NTU	172.6 mV	11.34 ft	150.00 ml/min
5/29/2024 3:57 PM	25:00	6.98 pH	19.47 °C	706.81 µS/cm	0.44 mg/L	9.50 NTU	181.0 mV	11.34 ft	150.00 ml/min
5/29/2024 4:02 PM	30:00	6.99 pH	19.62 °C	722.22 µS/cm	0.39 mg/L	9.07 NTU	142.9 mV	11.34 ft	150.00 ml/min
5/29/2024 4:07 PM	35:00	7.00 pH	19.52 °C	713.02 µS/cm	0.39 mg/L	8.97 NTU	138.6 mV	11.34 ft	150.00 ml/min
5/29/2024 4:12 PM	40:00	6.99 pH	19.45 °C	642.62 µS/cm	0.38 mg/L	9.32 NTU	137.8 mV	11.34 ft	150.00 ml/min
5/29/2024 4:17 PM	45:00	7.00 pH	19.27 °C	724.99 µS/cm	0.39 mg/L	8.07 NTU	135.3 mV	11.34 ft	150.00 ml/min
5/29/2024 4:22 PM	50:00	7.00 pH	19.37 °C	693.70 µS/cm	0.42 mg/L	---	129.9 mV	11.34 ft	150.00 ml/min
5/29/2024 4:22 PM	50:48	7.01 pH	19.31 °C	640.95 µS/cm	0.40 mg/L	6.80 NTU	112.9 mV	11.34 ft	150.00 ml/min
5/29/2024 4:27 PM	55:48	7.01 pH	19.41 °C	713.33 µS/cm	0.49 mg/L	5.95 NTU	122.6 mV	11.34 ft	150.00 ml/min

5/29/2024 4:32 PM	01:00:48	7.00 pH	19.23 °C	707.15 µS/cm	0.43 mg/L	4.70 NTU	158.4 mV	11.34 ft	150.00 ml/min
5/29/2024 4:37 PM	01:05:48	7.00 pH	19.15 °C	708.73 µS/cm	0.42 mg/L	3.84 NTU	161.9 mV	11.34 ft	150.00 ml/min

Samples

Sample ID:	Description:
HAM-PT-11	Grab.

Created using VuSitu from In-Situ, Inc.

Low-Flow Test Report:

Test Date / Time: 5/29/2024 10:52:59 AM
Project: Plant Hammond
Operator Name: Zain Webb

Location Name: PT-12 **Well Diameter: 2 in** **Casing Type: PVC** **Screen Length: 10 ft** **Top of Screen: 17 ft** **Total Depth: 27 ft** **Initial Depth to Water: 11.14 ft**	**Pump Type: Peristaltic** **Tubing Type: Polyethylene** **Pump Intake From TOC: 22 ft** **Estimated Total Volume Pumped: 10.5 liter** **Flow Cell Volume: 90 ml** **Final Flow Rate: 150 ml/min** **Final Draw Down: 0.03 ft**	**Instrument Used: Aqua TROLL 400** **Serial Number: 965586**

Test Notes:
Appendix III and IV and Major Ions (No RADs).
Fe2+ = 0 mg/L.
Fe = 0 mg/L.

Weather Conditions:
Sunny, 75 degrees F.

Low-Flow Readings:

Date Time	Elapsed Time	pH	Temperature	Specific Conductivity	RDO Concentration	Turbidity	ORP	Depth to Water	Flow
		+/- 0.1	+/- 0.5	+/- 5 %	+/- 0.2	+/- 5	+/- 10	+/- 0.3	
5/29/2024 10:52 AM	00:00	6.61 pH	19.85 °C	675.59 µS/cm	0.52 mg/L	12.30 NTU	75.5 mV	11.14 ft	150.00 ml/min
5/29/2024 10:57 AM	05:00	6.64 pH	19.25 °C	659.00 µS/cm	0.45 mg/L	8.33 NTU	81.4 mV	11.16 ft	150.00 ml/min
5/29/2024 11:02 AM	10:00	6.66 pH	19.32 °C	687.80 µS/cm	0.55 mg/L	9.76 NTU	102.1 mV	11.16 ft	150.00 ml/min
5/29/2024 11:07 AM	15:00	6.67 pH	19.27 °C	683.39 µS/cm	1.16 mg/L	8.75 NTU	86.7 mV	11.16 ft	150.00 ml/min
5/29/2024 11:12 AM	20:00	6.69 pH	19.31 °C	683.56 µS/cm	0.83 mg/L	5.99 NTU	87.0 mV	11.17 ft	150.00 ml/min
5/29/2024 11:17 AM	25:00	6.71 pH	19.40 °C	678.81 µS/cm	0.26 mg/L	4.57 NTU	85.5 mV	11.17 ft	150.00 ml/min
5/29/2024 11:22 AM	30:00	6.71 pH	19.44 °C	678.62 µS/cm	1.58 mg/L	4.49 NTU	85.5 mV	11.17 ft	150.00 ml/min
5/29/2024 11:27 AM	35:00	6.76 pH	19.38 °C	673.69 µS/cm	0.52 mg/L	2.84 NTU	84.0 mV	11.17 ft	150.00 ml/min
5/29/2024 11:32 AM	40:00	6.76 pH	19.44 °C	669.07 µS/cm	0.29 mg/L	2.40 NTU	85.5 mV	11.17 ft	150.00 ml/min
5/29/2024 11:37 AM	45:00	6.76 pH	19.32 °C	676.74 µS/cm	0.79 mg/L	1.56 NTU	82.6 mV	11.17 ft	150.00 ml/min
5/29/2024 11:42 AM	50:00	6.79 pH	19.38 °C	676.53 µS/cm	1.37 mg/L	1.35 NTU	81.5 mV	11.17 ft	150.00 ml/min
5/29/2024 11:47 AM	55:00	6.81 pH	19.38 °C	673.08 µS/cm	0.88 mg/L	1.26 NTU	102.2 mV	11.17 ft	150.00 ml/min
5/29/2024 11:52 AM	01:00:00	6.81 pH	19.32 °C	669.80 µS/cm	0.80 mg/L	1.28 NTU	84.9 mV	11.17 ft	150.00 ml/min

5/29/2024 11:57 AM	01:05:00	6.82 pH	19.36 °C	678.21 µS/cm	0.71 mg/L	0.73 NTU	81.4 mV	11.17 ft	150.00 ml/min

Samples

Sample ID:	Description:
HAM-PT-12	Grab.

Created using VuSitu from In-Situ, Inc.

Calibration Forms

Geosyntec consultants

EQUIPMENT CALIBRATION LOG

Field Technician: Mana Neely

Date: 7/13/23

Time (start): 0850

Time (finish): 0910

smarTroll SN: 884187

Turbidity Meter Type: LaMote 2020we

SN: 7009-1416

Weather Conditions: 73-91, sunny

Facility and Unit: Plant Hammond

Project No.: GW6581

Calibration log

	Standard Lot # / Date of Expiration	Temp of Standard (°C)	Value of Standard	Initial Reading	Post-Cal Reading	Acceptable Range	Pass?	Comments
Specific Conductance (µS/cm)	222501 53 11/23	25.72	4490	4122.4	4487.6	+/- 5 %	Yes No	
pH (4)			4.00	4.02	4.00	+/- 0.1 SU	Yes No	
Mid-Day pH (4) check	–	–	4.00	–	–	+/- 0.1 SU	Yes No	
pH (7)	22168931 11/23	25.7	7.00	7.35	7.00	+/- 0.1 SU	Yes No	
Mid-Day pH (7) check	–	–	7.00	–	–	+/- 0.1 SU	Yes No	
pH (10)	21320202 12/23	25.5	10.00	10.3	10.0	+/- 0.1 SU	Yes No	
Mid-Day pH (10) check	–	–	10.00	–	–	+/- 0.1 SU	Yes No	
ORP (mV)	21390144 11/23	24.72	228	215.4	227.7	+/- 20mV	Yes No	
DO (%) (1pt, 100% water saturated air cal)			100	101.11%	100.00%	+/- 6 % saturation	Yes No	
Turbidity 0 NTU			0	0.20	0.06	+/- 0.5 NTU	Yes No	
Turbidity 1 NTU			1.00	0.71	0.81	+/- 0.5 NTU	Yes No	
Turbidity 10 NTU			10.00	11.36	9.99	+/- 0.5 NTU	Yes No	

Geosyntec consultants

EQUIPMENT CALIBRATION LOG

Field Technician: Alana Neely

Date: 7/14/23

Time (start): 0730

Time (finish): 0745

smarTroll SN: 884187

Turbidity Meter Type: LaMote 2020we

SN: 7009-1416

Weather Conditions: 73-93°, cloudy

Facility and Unit: plant Hammond

Project No.: GW6581

Calibration log

	Standard Lot # / Date of Expiration	Temp of Standard (°C)	Value of Standard	Initial Reading	Post-Cal Reading	Acceptable Range	Pass?	Comments
Specific Conductance (µS/cm)	22250153 11/23	27.25	4490	4508.8	4486.0	+/- 5 %	Yes No	
pH (4)			4.00	4.03	4.00	+/- 0.1 SU	Yes No	
Mid-Day pH (4) check	–	–	4.00	–	–	+/- 0.1 SU	Yes No	
pH (7)	22168893 11/23	27.01	7.00	7.36	6.99	+/- 0.1 SU	Yes No	
Mid-Day pH (7) check	–	–	7.00	–	–	+/- 0.1 SU	Yes No	
pH (10)	21320202 12/23	26.31	10.00	9.73	10.00	+/- 0.1 SU	Yes No	
Mid-Day pH (10) check	–	–	10.00	–	–	+/- 0.1 SU	Yes No	
ORP (mV)	21390144 11/23	25.73	228	222.6	228.1	+/- 20mV	Yes No	
DO (%) (1pt, 100% water saturated air cal)			100	98.43%	100.54%	+/- 6 % saturation	Yes No	
Turbidity 0 NTU			0	0.21	0.01	+/- 0.5 NTU	Yes No	
Turbidity 1 NTU			1.00	0.55	0.76	+/- 0.5 NTU	Yes No	
Turbidity 10 NTU			10.00	11.53	10.01	+/- 0.5 NTU	Yes No	

Geosyntec consultants

EQUIPMENT CALIBRATION LOG

Field Technician: Alana Nelly

Date: 7/17/23

Time (start): 0855

Time (finish): 0915

smarTroll SN: 884187

Turbidity Meter Type: LaMote 2020we

SN: 7009-1416

Weather Conditions: 66-93°, sunny

Facility and Unit: Plant Hammond

Project No.: GW6581

Calibration log

	Standard Lot # / Date of Expiration	Temp of Standard (°C)	Value of Standard	Initial Reading	Post-Cal Reading	Acceptable Range	Pass?	Comments
Specific Conductance (µS/cm)	22250153 11/23	25.52	4490	4440.8	4492.1	+/- 5 %	Yes No	
pH (4)			4.00	4.05	4.00	+/- 0.1 SU	Yes No	
Mid-Day pH (4) check	–	–	4.00	–	–	+/- 0.1 SU	Yes No	
pH (7)	22168933 11/23	25.45	7.00	7.32	7.00	+/- 0.1 SU	Yes No	
Mid-Day pH (7) check	–	–	7.00	–	–	+/- 0.1 SU	Yes No	
pH (10)	21320202 12/23	24.63	10.00	9.63	10.00	+/- 0.1 SU	Yes No	
Mid-Day pH (10) check	–	–	10.00	–	–	+/- 0.1 SU	Yes No	
ORP (mV)	2139.0144 11/23	23.62	228	227.0	228.0	+/- 20mV	Yes No	
DO (%) (1pt, 100% water saturated air cal)			100	100.42%	100.25	+/- 6 % saturation	Yes No	
Turbidity 0 NTU			0	0.14	0.01	+/- 0.5 NTU	Yes No	
Turbidity 1 NTU			1.00	0.70	0.95	+/- 0.5 NTU	Yes No	
Turbidity 10 NTU			10.00	11.51	10.01	+/- 0.5 NTU	Yes No	

Geosyntec consultants

EQUIPMENT CALIBRATION LOG

Field Technician: Mana Neely

Date: 7/18/23

Time (start): 0755

Time (finish): 0810

smarTroll SN: 884187

Turbidity Meter Type: LaMote 2020we

SN: 7009-1416

Weather Conditions: 67-93° sunny

Facility and Unit: Plant Hammond

Project No.: GW6581

Calibration log

	Standard Lot # / Date of Expiration	Temp of Standard (°C)	Value of Standard	Initial Reading	Post-Cal Reading	Acceptable Range	Pass?	Comments
Specific Conductance (µS/cm)	22250153 11/23	23.95	4490	4490.7	4490.8	+/- 5 %	Yes No	
pH (4)			4.00	4.04	4.00	+/- 0.1 SU	Yes No	
Mid-Day pH (4) check	—	—	4.00	—	—	+/- 0.1 SU	Yes No	
pH (7)	22168893 11/23	23.68	7.00	7.35	7.00	+/- 0.1 SU	Yes No	
Mid-Day pH (7) check	—	—	7.00	—	—	+/- 0.1 SU	Yes No	
pH (10)	21320202 12/23	23.28	10.00	9.68	10.00	+/- 0.1 SU	Yes No	
Mid-Day pH (10) check	—	—	10.00	—	—	+/- 0.1 SU	Yes No	
ORP (mV)	21390144 11/23	22.72	228	226.3	228.1	+/- 20mV	Yes No	
DO (%) (1pt, 100% water saturated air cal)			100	100.00%	100.00%	+/- 6 % saturation	Yes No	
Turbidity 0 NTU			0	0.22	0.06	+/- 0.5 NTU	Yes No	
Turbidity 1 NTU			1.00	0.60	0.96	+/- 0.5 NTU	Yes No	
Turbidity 10 NTU			10.00	11.38	9.96	+/- 0.5 NTU	Yes No	

Geosyntec consultants

EQUIPMENT CALIBRATION LOG

Field Technician: Mana Nelly

Date: 7/19/23

Time (start): 0745

Time (finish): 0800

smarTroll SN: 884187

Turbidity Meter Type: LaMote 2020we

SN: 7009-1416

Weather Conditions: 68-93° cloudy

Facility and Unit: Plant Hammond

Project No.: GW6581

Calibration log

	Standard Lot # / Date of Expiration	Temp of Standard (°C)	Value of Standard	Initial Reading	Post-Cal Reading	Acceptable Range	Pass?	Comments
Specific Conductance (µS/cm)	22250153 11/23	24.77	4490	4479.0	4485.6	+/- 5 %	Yes No	
pH (4)			4.00	4.03	3.99	+/- 0.1 SU	Yes No	
Mid-Day pH (4) check	—	—	4.00	—	—	+/- 0.1 SU	Yes No	
pH (7)	22168893 11/23	24.65	7.00	7.38	7.00	+/- 0.1 SU	Yes No	
Mid-Day pH (7) check	—	—	7.00	—	—	+/- 0.1 SU	Yes No	
pH (10)	21320202 12/23	24.27	10.00	9.64	10.00	+/- 0.1 SU	Yes No	
Mid-Day pH (10) check	—	—	10.00	—	—	+/- 0.1 SU	Yes No	
ORP (mV)	21390144 11/23	23.89	228	222.5	228.1	+/- 20mV	Yes No	
DO (%) (1pt, 100% water saturated air cal)			100	98%	100.01%	+/- 6 % saturation	Yes No	
Turbidity 0 NTU			0	0.44	0.00	+/- 0.5 NTU	Yes No	
Turbidity 1 NTU			1.00	0.69	0.94	+/- 0.5 NTU	Yes No	
Turbidity 10 NTU			10.00	11.08	9.99	+/- 0.5 NTU	Yes No	

Geosyntec consultants

EQUIPMENT CALIBRATION LOG

Field Technician: C-CAIN

Date: 8/9/23

Time (start): 0815

Time (finish): 0845

smarTroll SN: 883553

Turbidity Meter Type: Lamotte 2020

SN: 4121-7623

Weather Conditions: Fog 68

Facility and Unit: Plant Hammond

Project No.: GW6581

Calibration log

	Standard Lot # / Date of Expiration	Temp of Standard (°C)	Value of Standard	Initial Reading	Post-Cal Reading	Acceptable Range	Pass?	Comments
Specific Conductance (µS/cm)	22250153 11/23	22.78	~~4577.8~~ 4490	4573.5	4490	+/- 5 %	Yes No	
pH (4)			4.0	4.07	4.0	+/- 0.1 SU	Yes No	
Mid-Day pH (4) check	// "		4.0	4.02		+/- 0.1 SU	Yes No	
pH (7)	22168993 11/23	23.43	7.0	7.05	7.0	+/- 0.1 SU	Yes No	
Mid-Day pH (7) check	// "		7.0	7.0		+/- 0.1 SU	Yes No	
pH (10)	22110130 8/23	23.75	10.0	10.05	10	+/- 0.1 SU	Yes No	
Mid-Day pH (10) check	// "		10.0	10.03		+/- 0.1 SU	Yes No	
ORP (mV)	21390144 11/23	23.81	228	227.1	228	+/- 20mV	Yes No	
DO (%) (1pt, 100% water saturated air cal)			100	95.23	100	+/- 6 % saturation	Yes No	
Turbidity 0 NTU			0	0.00	0.00	+/- 0.5 NTU	Yes No	
Turbidity 1 NTU			1	1.43	1.13	+/- 0.5 NTU	Yes No	
Turbidity 10 NTU			10	10.75	10	+/- 0.5 NTU	Yes No	

Geosyntec consultants

EQUIPMENT CALIBRATION LOG

Field Technician: A. Szwast

Date: 8/9/2023

Time (start): 1145

Time (finish): 1205

smarTroll SN: 883530

Turbidity Meter Type: LaMotte 2020t

SN: 4139-2623

Weather Conditions: Partly cloudy, 73°F

Facility and Unit: Plant Hammond

Project No.: GW6581

Calibration log

	Standard Lot # / Date of Expiration	Temp of Standard (°C)	Value of Standard	Initial Reading	Post-Cal Reading	Acceptable Range	Pass?	Comments
Specific Conductance (µS/cm)	22250153 11/2023	24.50	4,490	4250.9	4490.0	+/- 5 %	Yes No	
pH (4)			4.00	4.45	4.00	+/- 0.1 SU	Yes No	
Mid-Day pH (4) check						+/- 0.1 SU	Yes No	
pH (7)	2216893 11/2023	24.85	7.00	7.32	7.00	+/- 0.1 SU	Yes No	
Mid-Day pH (7) check						+/- 0.1 SU	Yes No	
pH (10)	21320202 12/2023	25.05	10.00	10.54	10.00	+/- 0.1 SU	Yes No	
Mid-Day pH (10) check						+/- 0.1 SU	Yes No	
ORP (mV)	21390144 11/2023	25.06	228.0	225.9	228.0	+/- 20mV	Yes No	
DO (%) (1pt, 100% water saturated air cal)			~~101.24~~ 100.00 8-9-2023	101.24	100.0	+/- 6 % saturation	Yes No	
Turbidity 0 NTU			0.00	0.00	—	+/- 0.5 NTU	Yes No	
Turbidity 1 NTU			1.00	1.08	—	+/- 0.5 NTU	Yes No	
Turbidity 10 NTU			10.00	10.7	9.89	+/- 0.5 NTU	Yes No	

Geosyntec consultants

EQUIPMENT CALIBRATION LOG

Field Technician: Elisabeth McDonnell

Date: 8/9/23

Time (start): 830

Time (finish): 850

smarTroll SN: 989630

Turbidity Meter Type: La Motte 2020t

SN: 4109-2623

Weather Conditions: 70, cloudy

Facility and Unit: Plant Hammond

Project No.: GW6581

Calibration log

	Standard Lot # / Date of Expiration	Temp of Standard (°C)	Value of Standard	Initial Reading	Post-Cal Reading	Acceptable Range	Pass?	Comments
Specific Conductance (µS/cm)	22250153 11/23	23.18				+/- 5 %	Yes No	
pH (4)	↓		4.00	3.94	4.00	+/- 0.1 SU	Yes No	
Mid-Day pH (4) check						+/- 0.1 SU	Yes No	
pH (7)	2216893 11/23	23.48	7.0	6.85	7.0	+/- 0.1 SU	Yes No	
Mid-Day pH (7) check	↓					+/- 0.1 SU	Yes No	
pH (10)	21320202 12/23	23.70	10.0	10.6	10.0	+/- 0.1 SU	Yes No	
Mid-Day pH (10) check	↓					+/- 0.1 SU	Yes No	
ORP (mV)	21390149 11/23	23.85	228	230.90	228	+/- 20mV	Yes No	
DO (%) (1pt, 100% water saturated air cal)			100%	102.36%	100%	+/- 6 % saturation	Yes No	
Turbidity 0 NTU			0.0	0.0	0.0	+/- 0.5 NTU	Yes No	
Turbidity 1 NTU			1.0	1.0	1.0	+/- 0.5 NTU	Yes No	
Turbidity 10 NTU			10.0	11.1	10.4	+/- 0.5 NTU	Yes No	

Geosyntec consultants

EQUIPMENT CALIBRATION LOG

Field Technician: Thomas Kessler

Date: 8/9/23

Time (start): 0800

Time (finish): 0825

smarTroll SN: 650729

Turbidity Meter Type: LaMotte 2020we

SN: 1475-21011

Weather Conditions: Foggy 75°

Facility and Unit: Plant Hammond

Project No.: GLX8881

Calibration log

	Standard Lot # / Date of Expiration	Temp of Standard (°C)	Value of Standard	Initial Reading	Post-Cal Reading	Acceptable Range	Pass?	Comments
Specific Conductance (µS/cm)	2225053 11/23	21.91	4490	4562	4490	+/- 5 %	Yes / No	
pH (4)			4	4.04	4.0	+/- 0.1 SU	Yes / No	
Mid-Day pH (4) check	↓	22	4	4.03	—	+/- 0.1 SU	Yes / No	
pH (7)	2216893 11/23	22.77	~~7.06~~ 7.00	7.06	7.00	+/- 0.1 SU	Yes / No	
Mid-Day pH (7) check	↓	22	7	6.98	—	+/- 0.1 SU	Yes / No	
pH (10)	21320202 12/23	22.62	10.00	10.01	10.0	+/- 0.1 SU	Yes / No	
Mid-Day pH (10) check	↓	22	10	9.91	—	+/- 0.1 SU	Yes / No	
ORP (mV)	22760085 8/23		228	227.7	228	+/- 20mV	Yes / No	
DO (%) (1pt, 100% water saturated air cal)			100	99.08	100	+/- 6 % saturation	Yes / No	
Turbidity 0 NTU			0	.53	0	+/- 0.5 NTU	Yes / No	
Turbidity 1 NTU			1	.56	.93	+/- 0.5 NTU	Yes / No	
Turbidity 10 NTU			10	10.35	10.1	+/- 0.5 NTU	Yes / No	

Site Name: Hammond

Calibrated By: EF

Field Instrumentation Calibration Form

Date: 5/2/23

Field Conditions: 60-80 sunny

Instrument	Manufactuer/ Model	Serial Number
Water Quality Meter	Aqua Troll 400	183546
Turbidity Meter	Lamotte 2020	1511-9111

Calibration Standard Information				
Parameter	Standard	Lot #	Date of Expiration	Brand
Specific Conductance (µS/cm)	4,490	24005593	12/24	ATV
pH (SU)	4.00	24004093	12/27	ATV
pH (SU)	7.00	24009517	12/29	ATV
pH (SU)	10.00	24000085	12/24	ATV
D.O. (%)	N/A	—	~~12/24~~	ATV
ORP (mV)	228.0	24006403	12/24	ATV

Calibration					
Time Start 815		Time Finish 847			
Parameter	Standard	Calibration Value	Calibration Solution Temperature (°C)	Acceptance Criteria	Reference
Specific Conductance (µS/cm)	4,490	4490	19.86	± 10% of standard	EPA 2023
pH (SU)	4.00	4.00	~~[illegible]~~ 2815	± 0.1	GWMP
pH (SU)	7.00	7.00	27.30	± 0.1	GWMP
pH (SU)	10.00	10.0	26.99	± 0.1	GWMP
D.O. (%)	N/A	100.1	27.22	± 10%	NA
ORP (mV)	228.0	228	26.57	± 10	EPA 2023

	Standard	Calibration Value	Acceptance Criteria	Reference
Turbidity (NTU)	0	0	± 10% of standard	EPA 2023
	1	.91		
	10	9.91		
	—	—		

Calibration Check					
Time Start 1315		Time Finish 1340			
Parameter	Standard	Calibration Value	Calibration Solution Temperature (°C)	Acceptance Criteria	Reference
Specific Conductance (µS/cm)	4,490	4490	30.04	± 10% of standard	EPA 2023
pH (SU)	4.00	4	39.13	± 0.1	GWMP
pH (SU)	7.00	7	33.21	± 0.1	GWMP
pH (SU)	10.00	10	31.94	± 0.1	GWMP

	Standard	Calibration Value	Acceptance Criteria	Reference
Turbidity (NTU)	0	0	± 10% of standard	EPA 2023
	1	.97		
	10	9.71		
	—	—		

Notes:

Site Name: Plant Hammond

Calibrated By: Zain W.

Field Instrumentation Calibration Form

Date: 6-2-24

Field Conditions: Clear, 70°F

Instrument	Manufactuer/ Model	Serial Number
Water Quality Meter	AquaTrolL 600	916183
Turbidity Meter	LaMotte	7009-1416

Calibration Standard Information				
Parameter	Standard	Lot #	Date of Expiration	Brand
Specific Conductance (µS/cm)	4,490	24005593	12/24	ATR
pH (SU)	4.00	24005595	12/24	
pH (SU)	7.00	24004517	12/24	
pH (SU)	10.00	24000085	12/24	
D.O. (%)	N/A	—	—	
ORP (mV)	228.0	24006905	12/24	

Calibration					
Time Start 0828		Time Finish 0848			
Parameter	Standard	Calibration Value	Calibration Solution Temperature (°C)	Acceptance Criteria	Reference
Specific Conductance (µS/cm)	4,490	4490	22.01	± 10% of standard	EPA 2023
pH (SU)	4.00	4.0	22.19	± 0.1	GWMP
pH (SU)	7.00	7.0	22.33	± 0.1	GWMP
pH (SU)	10.00	10.0	22.35	± 0.1	GWMP
D.O. (%)	N/A	—	22.56	± 10%	NA
ORP (mV)	228.0	228.0	22.19	± 10	EPA 2023

	Standard	Calibration Value	Acceptance Criteria	Reference
Turbidity (NTU)	0	0	± 10% of standard	EPA 2023
	1	1		
	10	10		
	—	—		

Calibration Check					
Time Start 1510		Time Finish 1523			
Parameter	Standard	Calibration Value	Calibration Solution Temperature (°C)	Acceptance Criteria	Reference
Specific Conductance (µS/cm)	4,490	4490	26.05	± 10% of standard	EPA 2023
pH (SU)	4.00	4.0	26.33	± 0.1	GWMP
pH (SU)	7.00	7.0	25.26	± 0.1	GWMP
pH (SU)	10.00	10.0	24.38	± 0.1	GWMP

	Standard	Calibration Value	Acceptance Criteria	Reference
Turbidity (NTU)	0	0	± 10% of standard	EPA 2023
	1	1		
	10	10		
	—	—		

Notes: Had problem w/ conductivity; solved by restoring factory calibration

Site Name: Plant Hammond

Calibrated By: A. Szwest

Field Instrumentation Calibration Form

Date: 5-9-2024

Field Conditions: Thunderstorms, 66°F

Instrument	Manufactuer/ Model	Serial Number
Water Quality Meter	AquaTroll 400	850751
Turbidity Meter	La Motte 2020t	7009-1416

Calibration Standard Information				
Parameter	Standard	Lot #	Date of Expiration	Brand
Specific Conductance (µS/cm)	4,490	24010093	12/2024	AIR
pH (SU)	4.00	24011593	12/2024	AIR
pH (SU)	7.00	24003597	11/2024	AIR
pH (SU)	10.00	24014996	11/2024	AIR
D.O. (%)	N/A	—	—	—
ORP (mV)	228.0	24006903	11/2024	AIR

Calibration					
Time Start 1020		Time Finish 1040			
Parameter	Standard	Calibration Value	Calibration Solution Temperature (°C)	Acceptance Criteria	Reference
Specific Conductance (µS/cm)	4,490	4490.0	23.34	± 10% of standard	EPA 2023
pH (SU)	4.00	4.00	23.54	± 0.1	GWMP
pH (SU)	7.00	7.00	23.52	± 0.1	GWMP
pH (SU)	10.00	10.00	23.57	± 0.1	GWMP
D.O. (%)	N/A	100%	23.04	± 10%	NA
ORP (mV)	228.0	228.0	23.45	± 10	EPA 2023

	Standard	Calibration Value	Acceptance Criteria	Reference
Turbidity (NTU)	0	0.00	± 10% of standard	EPA 2023
	1	0.70		
	10	10.12		
	—	—		

Calibration Check					
Time Start		Time Finish			
Parameter	Standard	Calibration Value	Calibration Solution Temperature (°C)	Acceptance Criteria	Reference
Specific Conductance (µS/cm)	4,490			± 10% of standard	EPA 2023
pH (SU)	4.00			± 0.1	GWMP
pH (SU)	7.00			± 0.1	GWMP
pH (SU)	10.00			± 0.1	GWMP

	Standard	Calibration Value	Acceptance Criteria	Reference
Turbidity (NTU)			± 10% of standard	EPA 2023

Notes:

Site Name: GP Plant Hammond

Field Instrumentation Calibration Form

Date: 5/13/24

Calibrated By: J. Newsome

Field Conditions: Cloudy, 60°F

Instrument	Manufactuer/ Model	Serial Number
Water Quality Meter	Aquatroll	906105
Turbidity Meter	LaMotte 2020 we	1511-4411

Calibration Standard Information				
Parameter	Standard	Lot #	Date of Expiration	Brand
Specific Conductance (µS/cm)	4,490	24005593	12/2024	AIR
pH (SU)	4.00	24005593	12/2024	AIR
pH (SU)	7.00	24004517	12/2024	AIR
pH (SU)	10.00	24001085	12/2024	AIR
D.O. (%)	N/A	—	—	—
ORP (mV)	228.0	24006903	12/2024	AIR

Calibration					
Time Start	0750	Time Finish	820		
Parameter	Standard	Calibration Value	Calibration Solution Temperature (°C)	Acceptance Criteria	Reference
Specific Conductance (µS/cm)	4,490	4491.4	19.05	± 10% of standard	EPA 2023
pH (SU)	4.00	4.04	19.14	± 0.1	GWMP
pH (SU)	7.00	7.04	19.24	± 0.1	GWMP
pH (SU)	10.00	10.03	19.03 30	± 0.1	GWMP
D.O. (%)	N/A	99.75	19.24	± 10%	NA
ORP (mV)	228.0	228.5	19.32	± 10	EPA 2023

	Standard	Calibration Value	Acceptance Criteria	Reference
Turbidity (NTU)	0	0.01	± 10% of standard	EPA 2023
	1	1.01		
	10	9.98		
	—	—		

Calibration Check					
Time Start	1230	Time Finish	1245		
Parameter	Standard	Calibration Value	Calibration Solution Temperature (°C)	Acceptance Criteria	Reference
Specific Conductance (µS/cm)	4,490	4460.91	20.12	± 10% of standard	EPA 2023
pH (SU)	4.00	4.03	20.12	± 0.1	GWMP
pH (SU)	7.00	7.02	19.103	± 0.1	GWMP
pH (SU)	10.00	10.04	20.05	± 0.1	GWMP

	Standard	Calibration Value	Acceptance Criteria	Reference
Turbidity (NTU)	0	0	± 10% of standard	EPA 2023
	1	1.01		
	10	10		
	—	—		

Notes:

Site Name: Plant Hammond

Calibrated By: A. Szwast

Field Instrumentation Calibration Form

Date: 5-15-2024

Field Conditions: Cloudy, 70°F

Instrument	Manufactuer/ Model	Serial Number
Water Quality Meter	AquaTroll 400	850751
Turbidity Meter	LaMotte 2020e	5009-1416

Calibration Standard Information				
Parameter	Standard	Lot #	Date of Expiration	Brand
Specific Conductance (µS/cm)	4,490	24005593	12/2024	AIR
pH (SU)	4.00	24005593	12/2024	AIR
pH (SU)	7.00	24005597	11/2024	AIR
pH (SU)	10.00	24004996	11/2024	AIR
D.O. (%)	N/A	—	—	—
ORP (mV)	228.0	24006903	11/2024	AIR

Calibration					
Time Start 745		Time Finish 810			
Parameter	Standard	Calibration Value	Calibration Solution Temperature (°C)	Acceptance Criteria	Reference
Specific Conductance (µS/cm)	4,490	4490.0	18.97	± 10% of standard	EPA 2023
pH (SU)	4.00	4.00	19.15	± 0.1	GWMP
pH (SU)	7.00	7.00	19.33	± 0.1	GWMP
pH (SU)	10.00	10.00	19.47	± 0.1	GWMP
D.O. (%)	N/A	100.00	18.62	± 10%	NA
ORP (mV)	228.0	228.0	19.46	± 10	EPA 2023

	Standard	Calibration Value	Acceptance Criteria	Reference
Turbidity (NTU)	0	0.00	± 10% of standard	EPA 2023
	1	0.77		
	10	9.47		
	—	—		

Calibration Check					
Time Start 1630		Time Finish 1640			
Parameter	Standard	Calibration Value	Calibration Solution Temperature (°C)	Acceptance Criteria	Reference
Specific Conductance (µS/cm)	4,490	4490.0	30.19	± 10% of standard	EPA 2023
pH (SU)	4.00	7.00	29.82	± 0.1	GWMP
pH (SU)	7.00	7.00	28.04	± 0.1	GWMP
pH (SU)	10.00	10.00	27.03	± 0.1	GWMP

	Standard	Calibration Value	Acceptance Criteria	Reference
Turbidity (NTU)	0	0.02	± 10% of standard	EPA 2023
	1	0.83		
	10	10.08		
	—	—		

Notes:

Site Name: Aan't Hammond

Field Instrumentation Calibration Form

Date: 5/15/24

Calibrated By: J. Newsome

Field Conditions: Cloudy, 60°F

Instrument	Manufactuer/ Model	Serial Number
Water Quality Meter	Aqua troll	960105
Turbidity Meter	LaMotte 2020t	1711-4111

Calibration Standard Information				
Parameter	Standard	Lot #	Date of Expiration	Brand
Specific Conductance (µS/cm)	4,490	24105593	12/2024	AIR
pH (SU)	4.00	24105593	12/2024	AIR
pH (SU)	7.00	24004517	12/2024	AIR
pH (SU)	10.00	24000065	12/2024	AIR
D.O. (%)	N/A	—	—	—
ORP (mV)	228.0	24006903	12/2024	AIR

Calibration					
Time Start	0750	Time Finish	0810		
Parameter	Standard	Calibration Value	Calibration Solution Temperature (°C)	Acceptance Criteria	Reference
Specific Conductance (µS/cm)	4,490	4034.6	20.20	± 10% of standard	EPA 2023
pH (SU)	4.00	4.02	20.35	± 0.1	GWMP
pH (SU)	7.00	7.03	20.30	± 0.1	GWMP
pH (SU)	10.00	10.05	21.01	± 0.1	GWMP
D.O. (%)	N/A	100.11	20.27	± 10%	NA
ORP (mV)	228.0	232.8	20.94	± 10	EPA 2023

	Standard	Calibration Value	Acceptance Criteria	Reference
Turbidity (NTU)	0	0	± 10% of standard	EPA 2023
	1	0.98		
	10	10.01		
	—	—		

Calibration Check					
Time Start	1445	Time Finish	1455		
Parameter	Standard	Calibration Value	Calibration Solution Temperature (°C)	Acceptance Criteria	Reference
Specific Conductance (µS/cm)	4,490	4109.7	22.4	± 10% of standard	EPA 2023
pH (SU)	4.00	4.02	22.4	± 0.1	GWMP
pH (SU)	7.00	7.03	21.6	± 0.1	GWMP
pH (SU)	10.00	10.0	22.7	± 0.1	GWMP

	Standard	Calibration Value	Acceptance Criteria	Reference
Turbidity (NTU)	0	0	± 10% of standard	EPA 2023
	1	1.01		
	—	—		

Notes:

Site Name: Plant Hammond

Calibrated By: A. Sennett

Field Instrumentation Calibration Form

Date: 5-16-2024

Field Conditions: Sunny, 70°F

Instrument	Manufactuer/ Model	Serial Number
Water Quality Meter	AquaTroll 400	550751
Turbidity Meter	LaMotte 2020e	2009-1446

Calibration Standard Information				
Parameter	Standard	Lot #	Date of Expiration	Brand
Specific Conductance (µS/cm)	4.490	24005593	12/2024	AIR
pH (SU)	4.00	24005593	12/2024	AIR
pH (SU)	7.00	24003597	11/2024	AIR
pH (SU)	10.00	24004996	11/2024	AIR
D.O. (%)	N/A	—	—	—
ORP (mV)	228.0	24006903	11/2024	AIR

Calibration					
Time Start 800		Time Finish 830			
Parameter	Standard	Calibration Value	Calibration Solution Temperature (°C)	Acceptance Criteria	Reference
Specific Conductance (µS/cm)	4.490	4420.0	20.04	± 10% of standard	EPA 2023
pH (SU)	4.00	4.00	20.02	± 0.1	GWMP
pH (SU)	7.00	7.00	20.13	± 0.1	GWMP
pH (SU)	10.00	10.00	20.20	± 0.1	GWMP
D.O. (%)	N/A	100.00	20.04	± 10%	NA
ORP (mV)	228.0	228.0	20.09	± 10	EPA 2023

	Standard	Calibration Value	Acceptance Criteria	Reference
Turbidity (NTU)	0	0.00	± 10% of standard	EPA 2023
	1	0.81		
	10	10.10		
	—	—		

Calibration Check					
Time Start		Time Finish			
Parameter	Standard	Calibration Value	Calibration Solution Temperature (°C)	Acceptance Criteria	Reference
Specific Conductance (µS/cm)	4.490			± 10% of standard	EPA 2023
pH (SU)	4.00			± 0.1	GWMP
pH (SU)	7.00			± 0.1	GWMP
pH (SU)	10.00			± 0.1	GWMP

	Standard	Calibration Value	Acceptance Criteria	Reference
Turbidity (NTU)			± 10% of standard	EPA 2023

Notes:

Site Name: Plant Hammond

Field Instrumentation Calibration Form

Date: 5/11/24

Calibrated By: J Newsome

Field Conditions: Sunny, 100F

Instrument	Manufactuer/ Model	Serial Number
Water Quality Meter	Aquatroll	901906
Turbidity Meter	LaMotte 2020w	1511-9111

Calibration Standard Information				
Parameter	Standard	Lot #	Date of Expiration	Brand
Specific Conductance (µS/cm)	4,490	24005593	12/2024	AIR
pH (SU)	4.00	24005593	12/2024	AIR
pH (SU)	7.00	24004517	12/2024	AIR
pH (SU)	10.00	24000085	12/2024	AIR
D.O. (%)	N/A	—	—	—
ORP (mV)	228.0	24006903	12/2024	AIR

Calibration					
Time Start	740	Time Finish	0800		
Parameter	Standard	Calibration Value	Calibration Solution Temperature (°C)	Acceptance Criteria	Reference
Specific Conductance (µS/cm)	4,490	4493.9	19.9	± 10% of standard	EPA 2023
pH (SU)	4.00	4.00	20.17	± 0.1	GWMP
pH (SU)	7.00	6.97	20.23	± 0.1	GWMP
pH (SU)	10.00	10.02	20.79	± 0.1	GWMP
D.O. (%)	N/A	100.53	20.3	± 10%	NA
ORP (mV)	228.0	234.7	20.57	± 10	EPA 2023

	Standard	Calibration Value	Acceptance Criteria	Reference
Turbidity (NTU)	0	0.00	± 10% of standard	EPA 2023
	1	0.97		
	10	9.99		
	—	—		

Calibration Check					
Time Start		Time Finish			
Parameter	Standard	Calibration Value	Calibration Solution Temperature (°C)	Acceptance Criteria	Reference
Specific Conductance (µS/cm)	4,490			± 10% of standard	EPA 2023
pH (SU)	4.00			± 0.1	GWMP
pH (SU)	7.00			± 0.1	GWMP
pH (SU)	10.00			± 0.1	GWMP

	Standard	Calibration Value	Acceptance Criteria	Reference
Turbidity (NTU)			± 10% of standard	EPA 2023

Notes:

Site Name: Plant Hammond

Calibrated By: Zain Wolf

Field Instrumentation Calibration Form

Date: 5-29-24

Field Conditions: Sunny, 75°F

Instrument	Manufactuer/ Model	Serial Number
Water Quality Meter	Aqua Troll 400	965586
Turbidity Meter	Orion Model 9020	—

Calibration Standard Information				
Parameter	Standard	Lot #	Date of Expiration	Brand
Specific Conductance (µS/cm)	4,490	24005595	12/24	AIR
pH (SU)	4.00	24005593	12/24	AIR
pH (SU)	7.00	24003597	11/24	AIR
pH (SU)	10.00	24000085	12/24	AIR
D.O. (%)	N/A	—	—	AIR
ORP (mV)	228.0	24006903	12/24	AIR

Calibration					
Time Start 0937		Time Finish 0959			
Parameter	Standard	Calibration Value	Calibration Solution Temperature (°C)	Acceptance Criteria	Reference
Specific Conductance (µS/cm)	4,490	4490	23.69	± 10% of standard	EPA 2023
pH (SU)	4.00	4.00	23.87	± 0.1	GWMP
pH (SU)	7.00	7.00	24.17	± 0.1	GWMP
pH (SU)	10.00	10.00	24.35	± 0.1	GWMP
D.O. (%)	N/A	—	24.51	± 10%	NA
ORP (mV)	228.0	228.0	24.31	± 10	EPA 2023

	Standard	Calibration Value	Acceptance Criteria	Reference
Turbidity (NTU)	0	0	± 10% of standard	EPA 2023
	1	1		
	10	10		
	—	—		

Calibration Check					
Time Start 1500		Time Finish 1515			
Parameter	Standard	Calibration Value	Calibration Solution Temperature (°C)	Acceptance Criteria	Reference
Specific Conductance (µS/cm)	4,490	4490	29.03	± 10% of standard	EPA 2023
pH (SU)	4.00	4.00	28.59	± 0.1	GWMP
pH (SU)	7.00	7.00	26.87	± 0.1	GWMP
pH (SU)	10.00	10.00	25.93	± 0.1	GWMP

	Standard	Calibration Value	Acceptance Criteria	Reference
Turbidity (NTU)	0	0	± 10% of standard	EPA 2023
	1	1		
	10	10		
	—	—		

Notes:

Site Name: Plant Hammond

Calibrated By: Zain W.

Field Instrumentation Calibration Form

Date: 5-30-24

Field Conditions: Sunny, 70°F

Instrument	Manufactuer/ Model	Serial Number
Water Quality Meter	Aqua Troll 600	965826
Turbidity Meter	La Motte 2020T	—

Calibration Standard Information				
Parameter	Standard	Lot #	Date of Expiration	Brand
Specific Conductance (µS/cm)	4,490	24005593	12/24	ATR
pH (SU)	4.00	24005593	12/24	↓
pH (SU)	7.00	24003597	11/24	↓
pH (SU)	10.00	24000085	12/24	↓
D.O. (%)	N/A	—	—	↓
ORP (mV)	228.0	24006903	12/24	↓

Calibration					
Time Start 0819		Time Finish 0844			
Parameter	Standard	Calibration Value	Calibration Solution Temperature (°C)	Acceptance Criteria	Reference
Specific Conductance (µS/cm)	4,490	4490	20.32	± 10% of standard	EPA 2023
pH (SU)	4.00	4.00	20.75	± 0.1	GWMP
pH (SU)	7.00	7.00	21.90	± 0.1	GWMP
pH (SU)	10.00	10.00	22.55	± 0.1	GWMP
D.O. (%)	N/A	100.2	22.21	± 10%	NA
ORP (mV)	228.0	229.0	22.68	± 10	EPA 2023

	Standard	Calibration Value	Acceptance Criteria	Reference
Turbidity (NTU)	0	0	± 10% of standard	EPA 2023
	1	1		
	10	10		
		—		

Calibration Check					
Time Start —		Time Finish —			
Parameter	Standard	Calibration Value	Calibration Solution Temperature (°C)	Acceptance Criteria	Reference
Specific Conductance (µS/cm)	4,490	—	—	± 10% of standard	EPA 2023
pH (SU)	4.00	—	—	± 0.1	GWMP
pH (SU)	7.00	—	—	± 0.1	GWMP
pH (SU)	10.00	—	—	± 0.1	GWMP

	Standard	Calibration Value	Acceptance Criteria	Reference
Turbidity (NTU)	—	—	± 10% of standard	EPA 2023
	—	—		
	—	—		
	—	—		

Notes:

APPENDIX D

Screening Level Groundwater Analytical Laboratory Results and Field Sampling Forms

Laboratory Analytical Reports

eurofins | Environment Testing

ANALYTICAL REPORT

PREPARED FOR

Attn: Kip Gray
Geosyntec Consultants Inc
1255 Roberts Blvd. NW
Suite 200
Kennesaw, Georgia 30144

Generated 9/12/2024 6:52:08 PM

JOB DESCRIPTION

Plant Hammond

JOB NUMBER

705-6691-1

Eurofins Atlanta
3080 Presidential Dr
Atlanta GA 30340

See page two for job notes and contact information.

my EOL

Eurofins Atlanta

Job Notes

The test results in this report relate only to the samples as received by the laboratory and will meet all requirements of the methodology, with any exceptions noted. This report shall not be reproduced except in full, without the express written approval of the laboratory. All questions should be directed to the Eurofins Environment Testing Southeast, LLC Project Manager.

Authorization

Generated
9/12/2024 6:52:08 PM

Authorized for release by
David Fuller, Project Manager
David.Fuller@et.eurofinsus.com
(770)344-8986

Table of Contents

Definitions/Glossary

Client: Geosyntec Consultants Inc
Project/Site: Plant Hammond

Job ID: 705-6691-1

Qualifiers

Metals

Qualifier	Qualifier Description
^2	Calibration Blank (ICB and/or CCB) is outside acceptance limits.
B	Compound was found in the blank and sample.

Glossary

Abbreviation	These commonly used abbreviations may or may not be present in this report.
¤	Listed under the "D" column to designate that the result is reported on a dry weight basis
%R	Percent Recovery
CFL	Contains Free Liquid
CFU	Colony Forming Unit
CNF	Contains No Free Liquid
DER	Duplicate Error Ratio (normalized absolute difference)
Dil Fac	Dilution Factor
DL	Detection Limit (DoD/DOE)
DL, RA, RE, IN	Indicates a Dilution, Re-analysis, Re-extraction, or additional Initial metals/anion analysis of the sample
DLC	Decision Level Concentration (Radiochemistry)
EDL	Estimated Detection Limit (Dioxin)
LOD	Limit of Detection (DoD/DOE)
LOQ	Limit of Quantitation (DoD/DOE)
MCL	EPA recommended "Maximum Contaminant Level"
MDA	Minimum Detectable Activity (Radiochemistry)
MDC	Minimum Detectable Concentration (Radiochemistry)
MDL	Method Detection Limit
ML	Minimum Level (Dioxin)
MPN	Most Probable Number
MQL	Method Quantitation Limit
NC	Not Calculated
ND	Not Detected at the reporting limit (or MDL or EDL if shown)
NEG	Negative / Absent
POS	Positive / Present
PQL	Practical Quantitation Limit
PRES	Presumptive
QC	Quality Control
RER	Relative Error Ratio (Radiochemistry)
RL	Reporting Limit or Requested Limit (Radiochemistry)
RPD	Relative Percent Difference, a measure of the relative difference between two points
TEF	Toxicity Equivalent Factor (Dioxin)
TEQ	Toxicity Equivalent Quotient (Dioxin)
TNTC	Too Numerous To Count

Eurofins Atlanta
3080 Presidential Dr
Atlanta, GA 30340
Phone: 770-457-8177 Fax: 770-457-8188

Chain of Custody Record

eurofins Environment Testing

Client Information	Sampler: A. Akbari	Lab PM: Fuller, David	Carrier Tracking No(s):	COC No: 705-3725-1686.2
Client Contact: Kip Gray	Phone: 6269222765	E-Mail: David.Fuller@et.eurofinsus.com	State of Origin:	Page: Page 2 of 3
Company: Geosyntec Consultants Inc	PWSID:			Job #:
Address: 1255 Roberts Blvd. NW Suite 200	Due Date Requested:			
City: Kennesaw	TAT Requested (days):			
State, Zip: GA, 30144	Compliance Project: Δ Yes Δ No			
Phone	PO #: 100061163			
Email: Kip.Gray@Geosyntec.com	WO #: Project# GW6581G			
Project Name: Plant Hammond	Project #: 70500911			
Site:	SSOW#:			

Analysis Requested

Preservation Codes:

705-6691 COC

Other:

Sample Identification	Sample Date	Sample Time	Sample Type (C=comp, G=grab)	Matrix (W=water, S=solid, O=waste/oil, BT=Tissue, A=Air)	Field Filtered Sample (Yes or No)	Perform MS/MSD (Yes or No)	6010D-Total boron	6020B-Total Arsenic / Iron	6020B-Dissolve Arsenic / Iron	Total Number of containers	Special Instructions/Note:
			Preservation Code:		X	X				X	
HAM-PT7-09-10-(i)-UNF	9-10-24	1045	G	Water			X	X			
HAM-PT7-09-10-(i)-FIL	9-10-24	1045	G	Water					X		
HAM-PT7-09-10-(ii)-UNF	9-10-24	1235	G	Water			X	X			
HAM-PT7-09-10-(ii)-FIL	9-10-24	1235	G	Water					X		
HAM-PT13-09-10-UNF	9-10-24	1245	G	Water			X	X			
HAM-PT13-09-10-FIL	9-10-24	1245	G	Water					X		
				Water							
				Water							
				Water							
				Water							
				Water							

Possible Hazard Identification
☐ *Non-Hazard* ☐ *Flammable* ☐ *Skin Irritant* ☐ *Poison B* ☐ *Unknown* ☐ *Radiological*

Sample Disposal (A fee may be assessed if samples are retained longer than 1 month)
☐ *Return To Client* ☐ *Disposal By Lab* ☐ *Archive For* _____ *Months*

Deliverable Requested: I, II, III, IV, Other (specify)

Special Instructions/QC Requirements:

Empty Kit Relinquished by:	Date:	Time:	Method of Shipment:

Relinquished by:	Date/Time:	Company	Received by:	Date/Time:	Company
[signature]	9/10/2024 1530	Geosyntec	[signature]	9-10-24 5:30	
[signature]	9-11-24 6:15		Andrew Ste	9/11/24 805	EAR
Relinquished by:	Date/Time:	Company	Received by:	Date/Time:	Company

Custody Seals Intact: Δ Yes Δ No

Custody Seal No.:

Cooler Temperature(s) °C and Other Remarks: 0.2 2665

Job Narrative
705-6691-1

Analytical test results meet all requirements of the associated regulatory program listed on the Accreditation/Certification Summary Page unless otherwise noted under the individual analysis. Data qualifiers and/or narrative comments are included to explain any exceptions, if applicable.

- Matrix QC may not be reported if insufficient sample is provided or site-specific QC samples were not submitted. In these situations, to demonstrate precision and accuracy at a batch level, a LCS/LCSD may be performed, unless otherwise specified in the method.
- Surrogate and/or isotope dilution analyte recoveries (if applicable) which are outside of the QC window are confirmed unless attributed to a dilution or otherwise noted in the narrative.

Receipt
The samples were received on 9/11/2024 8:05 AM. Unless otherwise noted below, the samples arrived in good condition, and, where required, properly preserved and on ice. The temperature of the cooler at receipt time was 0.2°C.

Receipt Exceptions
For the PT13 samples, it was determined that the Unfiltered water was placed in the bottle labeled Filtered, while the Filtered water for this sample was put in the bottle labeled Unfiltered. For this reason, the Client Sample IDs were swapped for the fifth & sixth samples on this submittal so analytical results are more accurately presented.

Metals
Method 6010D: The method blank for preparation batch 705-11351 and analytical batch 705-11414 contained Boron above the method reporting limit (RL). Associated sample(s) were not re-extracted and/or re-analyzed because results were greater than 10X the value found in the method blank.

Method 6010D: A deviation from the Standard Operating Procedure (SOP) was authorized by client request. Samples were not processed by prep method 3010 and analyzed straight from the bottle.

Method 6010D: The method blank for preparation batch 705-11351 and analytical batch 705-11617 contained Boron above the reporting limit (RL). Associated sample(s) were not re-extracted and/or re-analyzed because results were greater than 10X the value found in the method blank.

Method 6020B - Total Recoverable: A deviation from the Standard Operating Procedure (SOP) was authorized by client request: Samples with a prep date & time of 9/11/24 @ 11:38 and 9/11/24 @ 16:06 were not processed by prep method 3005 and analyzed straight from the bottle.

No additional analytical or quality issues were noted, other than those described above or in the Definitions/ Glossary page.

Client Sample Results

Client: Geosyntec Consultants Inc
Project/Site: Plant Hammond

Job ID: 705-6691-1

Client Sample ID: HAM-PT7-09-10-(i)-UNF

Lab Sample ID: 705-6691-1

Date Collected: 09/10/24 10:45

Matrix: Water

Date Received: 09/11/24 08:05

Method: SW846 6010D - Metals (ICP)

Analyte	Result	Qualifier	RL	MDL	Unit	D	Prepared	Analyzed	Dil Fac
Boron	0.60	B	0.040	0.026	mg/L		09/11/24 12:10	09/11/24 14:39	1
Iron	6.9		0.10	0.035	mg/L		09/11/24 12:10	09/11/24 14:39	1

Method: SW846 6020B - Metals (ICP/MS) - Total Recoverable

Analyte	Result	Qualifier	RL	MDL	Unit	D	Prepared	Analyzed	Dil Fac
Arsenic	0.16		0.0050	0.0013	mg/L		09/11/24 11:38	09/11/24 16:36	1
Arsenic	0.11		0.0050	0.0013	mg/L		09/11/24 16:06	09/11/24 16:57	1

Client Sample Results

Client: Geosyntec Consultants Inc
Project/Site: Plant Hammond

Job ID: 705-6691-1

Client Sample ID: HAM-PT7-09-10-(i)-FIL

Lab Sample ID: 705-6691-2

Date Collected: 09/10/24 10:45

Matrix: Water

Date Received: 09/11/24 08:05

Method: SW846 6020B - Metals (ICP/MS) - Dissolved

Analyte	Result	Qualifier	RL	MDL	Unit	D	Prepared	Analyzed	Dil Fac
Arsenic, Dissolved	**0.016**		0.0050	0.0013	mg/L			09/11/24 14:02	1
Iron, Dissolved	ND		0.040	0.018	mg/L			09/11/24 14:02	1

Client Sample Results

Client: Geosyntec Consultants Inc
Project/Site: Plant Hammond

Job ID: 705-6691-1

Client Sample ID: HAM-PT7-09-10-(ii)-UNF

Lab Sample ID: 705-6691-3

Date Collected: 09/10/24 12:35

Matrix: Water

Date Received: 09/11/24 08:05

Method: SW846 6010D - Metals (ICP)

Analyte	Result	Qualifier	RL	MDL	Unit	D	Prepared	Analyzed	Dil Fac
Boron	0.60	B	0.040	0.026	mg/L		09/11/24 12:10	09/11/24 14:42	1
Iron	1.0		0.10	0.035	mg/L		09/11/24 12:10	09/11/24 14:42	1

Method: SW846 6020B - Metals (ICP/MS) - Total Recoverable

Analyte	Result	Qualifier	RL	MDL	Unit	D	Prepared	Analyzed	Dil Fac
Arsenic	0.055		0.0050	0.0013	mg/L		09/11/24 11:38	09/11/24 16:54	1
Arsenic	0.060		0.0050	0.0013	mg/L		09/12/24 07:01	09/12/24 13:39	1

Client Sample Results

Client: Geosyntec Consultants Inc
Project/Site: Plant Hammond

Job ID: 705-6691-1

Client Sample ID: HAM-PT7-09-10-(ii)-FIL

Lab Sample ID: 705-6691-4

Date Collected: 09/10/24 12:35

Matrix: Water

Date Received: 09/11/24 08:05

Method: SW846 6020B - Metals (ICP/MS) - Dissolved

Analyte	Result	Qualifier	RL	MDL	Unit	D	Prepared	Analyzed	Dil Fac
Arsenic, Dissolved	**0.032**		0.0050	0.0013	mg/L			09/11/24 14:04	1
Iron, Dissolved	ND		0.040	0.018	mg/L			09/11/24 14:04	1

Client Sample Results

Client: Geosyntec Consultants Inc
Project/Site: Plant Hammond

Job ID: 705-6691-1

Client Sample ID: HAM-PT13-09-10-FIL

Lab Sample ID: 705-6691-5

Date Collected: 09/10/24 12:45

Matrix: Water

Date Received: 09/11/24 08:05

Method: SW846 6020B - Metals (ICP/MS) - Dissolved

Analyte	Result	Qualifier	RL	MDL	Unit	D	Prepared	Analyzed	Dil Fac
Arsenic, Dissolved	0.038		0.0050	0.0013	mg/L			09/11/24 16:52	1
Iron, Dissolved	1.2		0.040	0.018	mg/L			09/11/24 16:52	1

Client Sample Results

Client: Geosyntec Consultants Inc
Project/Site: Plant Hammond

Job ID: 705-6691-1

Client Sample ID: HAM-PT13-09-10-UNF

Lab Sample ID: 705-6691-6

Date Collected: 09/10/24 12:45

Matrix: Water

Date Received: 09/11/24 08:05

Method: SW846 6010D - Metals (ICP)

Analyte	Result	Qualifier	RL	MDL	Unit	D	Prepared	Analyzed	Dil Fac
Boron	0.72	B ^2	0.040	0.026	mg/L		09/12/24 07:15	09/12/24 13:55	1
Iron	15		0.10	0.035	mg/L		09/12/24 07:15	09/12/24 13:55	1

Method: SW846 6020B - Metals (ICP/MS) - Total Recoverable

Analyte	Result	Qualifier	RL	MDL	Unit	D	Prepared	Analyzed	Dil Fac
Arsenic	0.059		0.0050	0.0013	mg/L		09/11/24 16:06	09/11/24 13:51	1
Arsenic	0.073		0.0050	0.0013	mg/L		09/12/24 07:15	09/12/24 13:41	1

QC Sample Results

Client: Geosyntec Consultants Inc
Project/Site: Plant Hammond

Job ID: 705-6691-1

Method: 6010D - Metals (ICP)

Lab Sample ID: MB 705-11351/1-A — **Client Sample ID: Method Blank**
Matrix: Water — **Prep Type: Total/NA**
Analysis Batch: 11414 — **Prep Batch: 11351**

Analyte	MB Result	MB Qualifier	RL	MDL	Unit	D	Prepared	Analyzed	Dil Fac
Boron	0.0549		0.040	0.026	mg/L		09/11/24 12:10	09/11/24 14:30	1
Iron	ND		0.10	0.035	mg/L		09/11/24 12:10	09/11/24 14:30	1

Lab Sample ID: LCS 705-11351/2-A — **Client Sample ID: Lab Control Sample**
Matrix: Water — **Prep Type: Total/NA**
Analysis Batch: 11414 — **Prep Batch: 11351**

Analyte	Spike Added	LCS Result	LCS Qualifier	Unit	D	%Rec	%Rec Limits
Boron	1.00	0.997		mg/L		100	80 - 120
Iron	10.0	9.23		mg/L		92	80 - 120

Lab Sample ID: LCSD 705-11351/3-A — **Client Sample ID: Lab Control Sample Dup**
Matrix: Water — **Prep Type: Total/NA**
Analysis Batch: 11414 — **Prep Batch: 11351**

Analyte	Spike Added	LCSD Result	LCSD Qualifier	Unit	D	%Rec	%Rec Limits	RPD	RPD Limit
Boron	1.00	0.984		mg/L		98	80 - 120	1	20
Iron	10.0	9.11		mg/L		91	80 - 120	1	20

Method: 6020B - Metals (ICP/MS)

Lab Sample ID: MB 705-11348/1-A — **Client Sample ID: Method Blank**
Matrix: Water — **Prep Type: Total Recoverable**
Analysis Batch: 11459 — **Prep Batch: 11348**

Analyte	MB Result	MB Qualifier	RL	MDL	Unit	D	Prepared	Analyzed	Dil Fac
Arsenic	ND		0.0050	0.0013	mg/L		09/11/24 11:38	09/11/24 16:25	1

Lab Sample ID: LCS 705-11348/2-A — **Client Sample ID: Lab Control Sample**
Matrix: Water — **Prep Type: Total Recoverable**
Analysis Batch: 11459 — **Prep Batch: 11348**

Analyte	Spike Added	LCS Result	LCS Qualifier	Unit	D	%Rec	%Rec Limits
Arsenic	0.100	0.0941		mg/L		94	80 - 120

Lab Sample ID: 705-6691-A-5-E MS — **Client Sample ID: Matrix Spike**
Matrix: Water — **Prep Type: Total Recoverable**
Analysis Batch: 11459 — **Prep Batch: 11348**

Analyte	Sample Result	Sample Qualifier	Spike Added	MS Result	MS Qualifier	Unit	D	%Rec	%Rec Limits
Arsenic	0.038		0.100	0.131		mg/L		93	75 - 125

Lab Sample ID: 705-6691-A-5-F MSD — **Client Sample ID: Matrix Spike Duplicate**
Matrix: Water — **Prep Type: Total Recoverable**
Analysis Batch: 11459 — **Prep Batch: 11348**

Analyte	Sample Result	Sample Qualifier	Spike Added	MSD Result	MSD Qualifier	Unit	D	%Rec	%Rec Limits	RPD	RPD Limit
Arsenic	0.038		0.100	0.134		mg/L		96	75 - 125	2	20

Method: 6020B - Metals (ICP/MS) (Continued)

Lab Sample ID: MB 705-11357/1-A — **Client Sample ID: Method Blank**
Matrix: Water — **Prep Type: Dissolved**
Analysis Batch: 11410

Analyte	MB Result	MB Qualifier	RL	MDL	Unit	D	Prepared	Analyzed	Dil Fac
Arsenic, Dissolved	ND		0.0050	0.0013	mg/L			09/11/24 13:46	1
Iron, Dissolved	ND		0.040	0.018	mg/L			09/11/24 13:46	1

Lab Sample ID: LCS 705-11357/2-A — **Client Sample ID: Lab Control Sample**
Matrix: Water — **Prep Type: Dissolved**
Analysis Batch: 11410

Analyte	Spike Added	LCS Result	LCS Qualifier	Unit	D	%Rec	%Rec Limits
Arsenic, Dissolved	0.100	0.0843		mg/L		84	80 - 120
Iron, Dissolved	1.00	0.813		mg/L		81	80 - 120

Lab Sample ID: 705-6691-A-6 MS — **Client Sample ID: Matrix Spike**
Matrix: Water — **Prep Type: Dissolved**
Analysis Batch: 11410

Analyte	Sample Result	Sample Qualifier	Spike Added	MS Result	MS Qualifier	Unit	D	%Rec	%Rec Limits
Arsenic, Dissolved	0.059		0.100	0.145		mg/L		86	75 - 125
Iron, Dissolved	3.1		1.00	4.09		mg/L		95	75 - 125

Lab Sample ID: 705-6691-A-6 MSD — **Client Sample ID: Matrix Spike Duplicate**
Matrix: Water — **Prep Type: Dissolved**
Analysis Batch: 11410

Analyte	Sample Result	Sample Qualifier	Spike Added	MSD Result	MSD Qualifier	Unit	D	%Rec	%Rec Limits	RPD	RPD Limit
Arsenic, Dissolved	0.059		0.100	0.146		mg/L		88	75 - 125	1	20
Iron, Dissolved	3.1		1.00	4.07		mg/L		93	75 - 125	1	20

Lab Chronicle

Client: Geosyntec Consultants Inc
Project/Site: Plant Hammond

Job ID: 705-6691-1

Client Sample ID: HAM-PT7-09-10-(i)-UNF

Lab Sample ID: 705-6691-1
Date Collected: 09/10/24 10:45
Matrix: Water
Date Received: 09/11/24 08:05

Prep Type	Batch Type	Batch Method	Run	Dilution Factor	Batch Number	Analyst	Lab	Prepared or Analyzed
Total/NA	Prep	3010A			11351	SA	EET ATL	09/11/24 12:10
Total/NA	Analysis	6010D		1	11414	DS	EET ATL	09/11/24 14:39
Total Recoverable	Prep	3005A			11348	SA	EET ATL	09/11/24 11:38
Total Recoverable	Analysis	6020B		1	11459	AD	EET ATL	09/11/24 16:36
Total Recoverable	Prep	3005A			11348	SA	EET ATL	09/11/24 16:06
Total Recoverable	Analysis	6020B		1	11459	AD	EET ATL	09/11/24 16:57

Client Sample ID: HAM-PT7-09-10-(i)-FIL

Lab Sample ID: 705-6691-2
Date Collected: 09/10/24 10:45
Matrix: Water
Date Received: 09/11/24 08:05

Prep Type	Batch Type	Batch Method	Run	Dilution Factor	Batch Number	Analyst	Lab	Prepared or Analyzed
Dissolved	Analysis	6020B		1	11410	AD	EET ATL	09/11/24 14:02

Client Sample ID: HAM-PT7-09-10-(ii)-UNF

Lab Sample ID: 705-6691-3
Date Collected: 09/10/24 12:35
Matrix: Water
Date Received: 09/11/24 08:05

Prep Type	Batch Type	Batch Method	Run	Dilution Factor	Batch Number	Analyst	Lab	Prepared or Analyzed
Total/NA	Prep	3010A			11351	SA	EET ATL	09/11/24 12:10
Total/NA	Analysis	6010D		1	11414	DS	EET ATL	09/11/24 14:42
Total Recoverable	Prep	3005A			11348	SA	EET ATL	09/11/24 11:38
Total Recoverable	Analysis	6020B		1	11459	AD	EET ATL	09/11/24 16:54
Total Recoverable	Prep	3005A			11348	SA	EET ATL	09/12/24 07:01
Total Recoverable	Analysis	6020B		1	11614	AD	EET ATL	09/12/24 13:39

Client Sample ID: HAM-PT7-09-10-(ii)-FIL

Lab Sample ID: 705-6691-4
Date Collected: 09/10/24 12:35
Matrix: Water
Date Received: 09/11/24 08:05

Prep Type	Batch Type	Batch Method	Run	Dilution Factor	Batch Number	Analyst	Lab	Prepared or Analyzed
Dissolved	Analysis	6020B		1	11410	AD	EET ATL	09/11/24 14:04

Client Sample ID: HAM-PT13-09-10-FIL

Lab Sample ID: 705-6691-5
Date Collected: 09/10/24 12:45
Matrix: Water
Date Received: 09/11/24 08:05

Prep Type	Batch Type	Batch Method	Run	Dilution Factor	Batch Number	Analyst	Lab	Prepared or Analyzed
Dissolved	Analysis	6020B		1	11688	TA	EET ATL	09/11/24 16:52

Lab Chronicle

Client: Geosyntec Consultants Inc
Project/Site: Plant Hammond

Job ID: 705-6691-1

Client Sample ID: HAM-PT13-09-10-UNF

Lab Sample ID: 705-6691-6

Date Collected: 09/10/24 12:45

Matrix: Water

Date Received: 09/11/24 08:05

Prep Type	Batch Type	Batch Method	Run	Dilution Factor	Batch Number	Analyst	Lab	Prepared or Analyzed
Total/NA	Prep	3010A			11351	SA	EET ATL	09/12/24 07:15
Total/NA	Analysis	6010D		1	11617	DS	EET ATL	09/12/24 13:55
Total Recoverable	Analysis	6020B		1	11682	TA	EET ATL	09/11/24 13:51
Total Recoverable	Prep	3005A			11348	SA	EET ATL	09/11/24 16:06
Total Recoverable	Prep	3005A			11348	SA	EET ATL	09/12/24 07:15
Total Recoverable	Analysis	6020B		1	11614	AD	EET ATL	09/12/24 13:41

Laboratory References:

EET ATL = Eurofins Atlanta, 3080 Presidential Dr, Atlanta, GA 30340, TEL (770)457-8177

Accreditation/Certification Summary

Client: Geosyntec Consultants Inc
Project/Site: Plant Hammond

Job ID: 705-6691-1

Laboratory: Eurofins Atlanta

The accreditations/certifications listed below are applicable to this report.

Authority	Program	Identification Number	Expiration Date
Florida	NELAP	E87582	06-30-25

Method Summary

Client: Geosyntec Consultants Inc
Project/Site: Plant Hammond

Job ID: 705-6691-1

Method	Method Description	Protocol	Laboratory
6010D	Metals (ICP)	SW846	EET ATL
6020B	Metals (ICP/MS)	SW846	EET ATL
3005A	Preparation, Total Recoverable or Dissolved Metals	SW846	EET ATL
3010A	Preparation, Total Metals	SW846	EET ATL

Protocol References:

SW846 = "Test Methods For Evaluating Solid Waste, Physical/Chemical Methods", Third Edition, November 1986 And Its Updates.

Laboratory References:

EET ATL = Eurofins Atlanta, 3080 Presidential Dr, Atlanta, GA 30340, TEL (770)457-8177

Sample Summary

Client: Geosyntec Consultants Inc
Project/Site: Plant Hammond

Job ID: 705-6691-1

Lab Sample ID	Client Sample ID	Matrix	Collected	Received
705-6691-1	HAM-PT7-09-10-(i)-UNF	Water	09/10/24 10:45	09/11/24 08:05
705-6691-2	HAM-PT7-09-10-(i)-FIL	Water	09/10/24 10:45	09/11/24 08:05
705-6691-3	HAM-PT7-09-10-(ii)-UNF	Water	09/10/24 12:35	09/11/24 08:05
705-6691-4	HAM-PT7-09-10-(ii)-FIL	Water	09/10/24 12:35	09/11/24 08:05
705-6691-5	HAM-PT13-09-10-FIL	Water	09/10/24 12:45	09/11/24 08:05
705-6691-6	HAM-PT13-09-10-UNF	Water	09/10/24 12:45	09/11/24 08:05

Login Sample Receipt Checklist

Client: Geosyntec Consultants Inc

Job Number: 705-6691-1

Login Number: 6691

List Source: Eurofins Atlanta

List Number: 1

Creator: Stephens, Andrena

Question	Answer	Comment
Radioactivity wasn't checked or is </= background as measured by a survey meter.	N/A	
The cooler's custody seal, if present, is intact.	True	
Sample custody seals, if present, are intact.	True	
The cooler or samples do not appear to have been compromised or tampered with.	True	
Samples were received on ice.	True	
Cooler Temperature is acceptable.	True	
Cooler Temperature is recorded.	True	
COC is present.	True	
COC is filled out in ink and legible.	True	
COC is filled out with all pertinent information.	True	
Is the Field Sampler's name present on COC?	True	
There are no discrepancies between the containers received and the COC.	True	
Samples are received within Holding Time (excluding tests with immediate HTs)	True	
Sample containers have legible labels.	True	
Containers are not broken or leaking.	True	
Sample collection date/times are provided.	True	
Appropriate sample containers are used.	True	
Sample bottles are completely filled.	True	
Sample Preservation Verified.	True	
There is sufficient vol. for all requested analyses, incl. any requested MS/MSDs	True	
Containers requiring zero headspace have no headspace or bubble is <6mm (1/4").	True	
Multiphasic samples are not present.	True	
Samples do not require splitting or compositing.	True	
Residual Chlorine Checked.	N/A	

END OF REPORT

eurofins | Environment Testing

ANALYTICAL REPORT

PREPARED FOR

Attn: Kip Gray
Geosyntec Consultants Inc
1255 Roberts Blvd. NW
Suite 200
Kennesaw, Georgia 30144

Generated 9/12/2024 7:07:48 PM

JOB DESCRIPTION

Plant Hammond

JOB NUMBER

705-6851-1

Eurofins Atlanta
3080 Presidential Dr
Atlanta GA 30340

See page two for job notes and contact information.

my EOL

Eurofins Atlanta

Job Notes

The test results in this report relate only to the samples as received by the laboratory and will meet all requirements of the methodology, with any exceptions noted. This report shall not be reproduced except in full, without the express written approval of the laboratory. All questions should be directed to the Eurofins Environment Testing Southeast, LLC Project Manager.

Authorization

Generated
9/12/2024 7:07:48 PM

Authorized for release by
David Fuller, Project Manager
David.Fuller@et.eurofinsus.com
(770)344-8986

Table of Contents

Definitions/Glossary

Client: Geosyntec Consultants Inc
Project/Site: Plant Hammond

Job ID: 705-6851-1

Qualifiers

Metals

Qualifier	Qualifier Description
^2	Calibration Blank (ICB and/or CCB) is outside acceptance limits.
B	Compound was found in the blank and sample.

Glossary

Abbreviation	These commonly used abbreviations may or may not be present in this report.
¤	Listed under the "D" column to designate that the result is reported on a dry weight basis
%R	Percent Recovery
CFL	Contains Free Liquid
CFU	Colony Forming Unit
CNF	Contains No Free Liquid
DER	Duplicate Error Ratio (normalized absolute difference)
Dil Fac	Dilution Factor
DL	Detection Limit (DoD/DOE)
DL, RA, RE, IN	Indicates a Dilution, Re-analysis, Re-extraction, or additional Initial metals/anion analysis of the sample
DLC	Decision Level Concentration (Radiochemistry)
EDL	Estimated Detection Limit (Dioxin)
LOD	Limit of Detection (DoD/DOE)
LOQ	Limit of Quantitation (DoD/DOE)
MCL	EPA recommended "Maximum Contaminant Level"
MDA	Minimum Detectable Activity (Radiochemistry)
MDC	Minimum Detectable Concentration (Radiochemistry)
MDL	Method Detection Limit
ML	Minimum Level (Dioxin)
MPN	Most Probable Number
MQL	Method Quantitation Limit
NC	Not Calculated
ND	Not Detected at the reporting limit (or MDL or EDL if shown)
NEG	Negative / Absent
POS	Positive / Present
PQL	Practical Quantitation Limit
PRES	Presumptive
QC	Quality Control
RER	Relative Error Ratio (Radiochemistry)
RL	Reporting Limit or Requested Limit (Radiochemistry)
RPD	Relative Percent Difference, a measure of the relative difference between two points
TEF	Toxicity Equivalent Factor (Dioxin)
TEQ	Toxicity Equivalent Quotient (Dioxin)
TNTC	Too Numerous To Count

Eurofins Atlanta
3080 Presidential Dr
Atlanta, GA 30340
Phone: 770-457-8177 Fax: 770-457-8188

Chain of Custody Record

eurofins

Client Information	Sampler: Ali Akbari	Lab PM: Fuller, David	Carrier Tracking No(s):	COC No: 705-3932-1820.1
Client Contact: Kip Gray	Phone: 6269222765	E-Mail: David.Fuller@et.eurofinsus.com	State of Origin:	Page: Page 1 of 2
Company: Geosyntec Consultants Inc	PWSID:			Job #:
Address: 1255 Roberts Blvd. NW Suite 200	Due Date Requested:			Preservation Codes:
City: Kennesaw	TAT Requested (days): Sameday			705-6851 COC
State, Zip: GA, 30144	Compliance Project: Δ Yes Δ No			
Phone:	PO #: 100061163			
Email: Kip.Gray@Geosyntec.com	WO #: Project# GW6581G			
Project Name: Plant Hammond	Project #: 70500911			Other:
Site:	SSOW#:			

Analysis Requested

Sample Identification	Sample Date	Sample Time	Sample Type (C=comp, G=grab)	Matrix (W=water, S=solid, O=waste/oil, BT=Tissue, A=Air)	Field Filtered Sample (Yes or No)	Perform MS/MSD (Yes or No)	Total Boron	total Arsenic/iron	dissolved arsenic/iron	Total Number of containers	Special Instructions/Note:
			Preservation Code:								
HAM-PT7-09-12-i-UNF	9/12/24	950	G	Water			X	X			
HAM-PT7-09-12-i-FIL	↓	950	↓	Water					X		
HAM-PT7-09-12-ii-UNF	↓	1045	↓	Water			X	X			
HAM-PT7-09-12-ii-FIL		1045		Water					X		
				Water							
				Water							
				Water							
				Water							
				Water							
				Water							
				Water							

Possible Hazard Identification
☐ *Non-Hazard* ☐ *Flammable* ☐ *Skin Irritant* ☐ *Poison B* ☐ *Unknown* ☐ *Radiological*

Sample Disposal (A fee may be assessed if samples are retained longer than 1 month)
☐ *Return To Client* ☐ *Disposal By Lab* ☐ *Archive For* _____ *Months*

Deliverable Requested: I, II, III, IV, Other (specify)

Special Instructions/QC Requirements:

Empty Kit Relinquished by:	Date:	Time:	Method of Shipment: Courier

Relinquished by:	Date/Time:	Company	Received by:	Date/Time:	Company
[signature]	09-12-24 700	Geosyntec	[signature]	9-12-24 7:15	
[signature]	9-12-24 9:26		Anna Neal	9-12-24 9:26	

Custody Seals Intact: Δ Yes Δ No	Custody Seal No.:	Cooler Temperature(s) °C and Other Remarks: 1.2°C #2927

Ver: 05/06/2021

9/12/2024

Job Narrative
705-6851-1

Analytical test results meet all requirements of the associated regulatory program listed on the Accreditation/Certification Summary Page unless otherwise noted under the individual analysis. Data qualifiers and/or narrative comments are included to explain any exceptions, if applicable.

- Matrix QC may not be reported if insufficient sample is provided or site-specific QC samples were not submitted. In these situations, to demonstrate precision and accuracy at a batch level, a LCS/LCSD may be performed, unless otherwise specified in the method.
- Surrogate and/or isotope dilution analyte recoveries (if applicable) which are outside of the QC window are confirmed unless attributed to a dilution or otherwise noted in the narrative.

Receipt
The samples were received on 9/12/2024 9:26 AM. Unless otherwise noted below, the samples arrived in good condition, and, where required, properly preserved and on ice. The temperature of the cooler at receipt time was 1.2°C.

Receipt Exceptions
The date of collection on the container labels did not match the date on the Chain-of-Custody (COC). Laboratory used 9/11/2024.

Metals
Method 6010D: A deviation from the Standard Operating Procedure (SOP) was authorized by client request. Samples were not processed by prep method 3010A and analyzed straight from the bottle.

Method 6010D: The method blank for preparation batch 705-11351 and analytical batch 705-11414 contained Boron above the method reporting limit (RL). Associated sample(s) were not re-extracted and/or re-analyzed because results were greater than 10X the value found in the method blank.

Method 6020B - Total Recoverable: A deviation from the Standard Operating Procedure (SOP) was authorized by client request: Samples with an analysis time ealier than 14:00 were not processed by prep method 3005A and analyzed straight from the bottle.

No additional analytical or quality issues were noted, other than those described above or in the Definitions/ Glossary page.

Client Sample Results

Client: Geosyntec Consultants Inc
Project/Site: Plant Hammond

Job ID: 705-6851-1

Client Sample ID: HAM-PT7-09-11-i-UNF

Lab Sample ID: 705-6851-1

Date Collected: 09/11/24 09:50
Date Received: 09/12/24 09:26

Matrix: Water

Method: SW846 6010D - Metals (ICP)

Analyte	Result	Qualifier	RL	MDL	Unit	D	Prepared	Analyzed	Dil Fac
Boron	0.63	B ^2	0.040	0.026	mg/L		09/12/24 10:41	09/12/24 13:58	1
Iron	1.9		0.10	0.035	mg/L		09/12/24 10:41	09/12/24 13:58	1

Method: SW846 6020B - Metals (ICP/MS) - Total Recoverable

Analyte	Result	Qualifier	RL	MDL	Unit	D	Prepared	Analyzed	Dil Fac
Arsenic	0.045		0.0050	0.0013	mg/L		09/12/24 10:50	09/12/24 13:55	1
Arsenic	0.071		0.0050	0.0013	mg/L		09/12/24 10:50	09/12/24 16:39	1

Client Sample Results

Client: Geosyntec Consultants Inc
Project/Site: Plant Hammond

Job ID: 705-6851-1

Client Sample ID: HAM-PT7-09-11-i-FIL

Lab Sample ID: 705-6851-2

Date Collected: 09/11/24 09:50
Date Received: 09/12/24 09:26

Matrix: Water

Method: SW846 6020B - Metals (ICP/MS) - Dissolved

Analyte	Result	Qualifier	RL	MDL	Unit	D	Prepared	Analyzed	Dil Fac
Arsenic, Dissolved	**0.0065**		0.0050	0.0013	mg/L			09/12/24 13:34	1
Iron, Dissolved	ND		0.040	0.018	mg/L			09/12/24 13:34	1

Client Sample Results

Client: Geosyntec Consultants Inc
Project/Site: Plant Hammond

Job ID: 705-6851-1

Client Sample ID: HAM-PT7-09-11-ii-UNF

Lab Sample ID: 705-6851-3

Date Collected: 09/11/24 10:45
Date Received: 09/12/24 09:26

Matrix: Water

Method: SW846 6010D - Metals (ICP)

Analyte	Result	Qualifier	RL	MDL	Unit	D	Prepared	Analyzed	Dil Fac
Boron	0.65	B ^2	0.040	0.026	mg/L		09/12/24 10:41	09/12/24 14:01	1
Iron	6.6		0.10	0.035	mg/L		09/12/24 10:41	09/12/24 14:01	1

Method: SW846 6020B - Metals (ICP/MS) - Total Recoverable

Analyte	Result	Qualifier	RL	MDL	Unit	D	Prepared	Analyzed	Dil Fac
Arsenic	0.031		0.0050	0.0013	mg/L		09/12/24 10:50	09/12/24 13:57	1
Arsenic	0.035		0.0050	0.0013	mg/L		09/12/24 10:50	09/12/24 16:41	1

Client Sample Results

Client: Geosyntec Consultants Inc
Project/Site: Plant Hammond

Job ID: 705-6851-1

Client Sample ID: HAM-PT7-09-11-ii-FIL

Lab Sample ID: 705-6851-4

Date Collected: 09/11/24 10:45
Date Received: 09/12/24 09:26

Matrix: Water

Method: SW846 6020B - Metals (ICP/MS) - Dissolved

Analyte	Result	Qualifier	RL	MDL	Unit	D	Prepared	Analyzed	Dil Fac
Arsenic, Dissolved	**0.019**		0.0050	0.0013	mg/L			09/12/24 13:37	1
Iron, Dissolved	ND		0.040	0.018	mg/L			09/12/24 13:37	1

QC Sample Results

Client: Geosyntec Consultants Inc
Project/Site: Plant Hammond

Job ID: 705-6851-1

Method: 6010D - Metals (ICP)

Lab Sample ID: MB 705-11351/1-A
Matrix: Water
Analysis Batch: 11414

Client Sample ID: Method Blank
Prep Type: Total/NA
Prep Batch: 11351

Analyte	MB Result	MB Qualifier	RL	MDL	Unit	D	Prepared	Analyzed	Dil Fac
Boron	0.0549		0.040	0.026	mg/L		09/11/24 12:10	09/11/24 14:30	1
Iron	ND		0.10	0.035	mg/L		09/11/24 12:10	09/11/24 14:30	1

Lab Sample ID: LCS 705-11351/2-A
Matrix: Water
Analysis Batch: 11414

Client Sample ID: Lab Control Sample
Prep Type: Total/NA
Prep Batch: 11351

Analyte	Spike Added	LCS Result	LCS Qualifier	Unit	D	%Rec	%Rec Limits
Boron	1.00	0.997		mg/L		100	80 - 120
Iron	10.0	9.23		mg/L		92	80 - 120

Lab Sample ID: LCSD 705-11351/3-A
Matrix: Water
Analysis Batch: 11414

Client Sample ID: Lab Control Sample Dup
Prep Type: Total/NA
Prep Batch: 11351

Analyte	Spike Added	LCSD Result	LCSD Qualifier	Unit	D	%Rec	%Rec Limits	RPD	RPD Limit
Boron	1.00	0.984		mg/L		98	80 - 120	1	20
Iron	10.0	9.11		mg/L		91	80 - 120	1	20

Method: 6020B - Metals (ICP/MS)

Lab Sample ID: MB 705-11348/1-A
Matrix: Water
Analysis Batch: 11459

Client Sample ID: Method Blank
Prep Type: Total Recoverable
Prep Batch: 11348

Analyte	MB Result	MB Qualifier	RL	MDL	Unit	D	Prepared	Analyzed	Dil Fac
Arsenic	ND		0.0050	0.0013	mg/L		09/11/24 11:38	09/11/24 16:25	1

Lab Sample ID: LCS 705-11348/2-A
Matrix: Water
Analysis Batch: 11459

Client Sample ID: Lab Control Sample
Prep Type: Total Recoverable
Prep Batch: 11348

Analyte	Spike Added	LCS Result	LCS Qualifier	Unit	D	%Rec	%Rec Limits
Arsenic	0.100	0.0941		mg/L		94	80 - 120

Lab Sample ID: 705-6691-A-5-E MS
Matrix: Water
Analysis Batch: 11459

Client Sample ID: Matrix Spike
Prep Type: Total Recoverable
Prep Batch: 11348

Analyte	Sample Result	Sample Qualifier	Spike Added	MS Result	MS Qualifier	Unit	D	%Rec	%Rec Limits
Arsenic	0.038		0.100	0.131		mg/L		93	75 - 125

Lab Sample ID: 705-6691-A-5-F MSD
Matrix: Water
Analysis Batch: 11459

Client Sample ID: Matrix Spike Duplicate
Prep Type: Total Recoverable
Prep Batch: 11348

Analyte	Sample Result	Sample Qualifier	Spike Added	MSD Result	MSD Qualifier	Unit	D	%Rec	%Rec Limits	RPD	RPD Limit
Arsenic	0.038		0.100	0.134		mg/L		96	75 - 125	2	20

Lab Chronicle

Client: Geosyntec Consultants Inc
Project/Site: Plant Hammond

Job ID: 705-6851-1

Client Sample ID: HAM-PT7-09-11-i-UNF — Lab Sample ID: 705-6851-1

Date Collected: 09/11/24 09:50 — **Matrix: Water**
Date Received: 09/12/24 09:26

Prep Type	Batch Type	Batch Method	Run	Dilution Factor	Batch Number	Analyst	Lab	Prepared or Analyzed
Total/NA	Prep	3010A			11351	SA	EET ATL	09/12/24 10:41
Total/NA	Analysis	6010D		1	11617	DS	EET ATL	09/12/24 13:58
Total Recoverable	Prep	3005A			11348	SA	EET ATL	09/12/24 10:50
Total Recoverable	Analysis	6020B		1	11614	AD	EET ATL	09/12/24 13:55
Total Recoverable	Prep	3005A			11348	SA	EET ATL	09/12/24 10:50
Total Recoverable	Analysis	6020B		1	11667	AD	EET ATL	09/12/24 16:39

Client Sample ID: HAM-PT7-09-11-i-FIL — Lab Sample ID: 705-6851-2

Date Collected: 09/11/24 09:50 — **Matrix: Water**
Date Received: 09/12/24 09:26

Prep Type	Batch Type	Batch Method	Run	Dilution Factor	Batch Number	Analyst	Lab	Prepared or Analyzed
Dissolved	Analysis	6020B		1	11644	AD	EET ATL	09/12/24 13:34

Client Sample ID: HAM-PT7-09-11-ii-UNF — Lab Sample ID: 705-6851-3

Date Collected: 09/11/24 10:45 — **Matrix: Water**
Date Received: 09/12/24 09:26

Prep Type	Batch Type	Batch Method	Run	Dilution Factor	Batch Number	Analyst	Lab	Prepared or Analyzed
Total/NA	Prep	3010A			11351	SA	EET ATL	09/12/24 10:41
Total/NA	Analysis	6010D		1	11617	DS	EET ATL	09/12/24 14:01
Total Recoverable	Prep	3005A			11348	SA	EET ATL	09/12/24 10:50
Total Recoverable	Analysis	6020B		1	11614	AD	EET ATL	09/12/24 13:57
Total Recoverable	Prep	3005A			11348	SA	EET ATL	09/12/24 10:50
Total Recoverable	Analysis	6020B		1	11667	AD	EET ATL	09/12/24 16:41

Client Sample ID: HAM-PT7-09-11-ii-FIL — Lab Sample ID: 705-6851-4

Date Collected: 09/11/24 10:45 — **Matrix: Water**
Date Received: 09/12/24 09:26

Prep Type	Batch Type	Batch Method	Run	Dilution Factor	Batch Number	Analyst	Lab	Prepared or Analyzed
Dissolved	Analysis	6020B		1	11644	AD	EET ATL	09/12/24 13:37

Laboratory References:

EET ATL = Eurofins Atlanta, 3080 Presidential Dr, Atlanta, GA 30340, TEL (770)457-8177

Accreditation/Certification Summary

Client: Geosyntec Consultants Inc
Project/Site: Plant Hammond

Job ID: 705-6851-1

Laboratory: Eurofins Atlanta

The accreditations/certifications listed below are applicable to this report.

Authority	Program	Identification Number	Expiration Date
Florida	NELAP	E87582	06-30-25

Method Summary

Client: Geosyntec Consultants Inc
Project/Site: Plant Hammond

Job ID: 705-6851-1

Method	Method Description	Protocol	Laboratory
6010D	Metals (ICP)	SW846	EET ATL
6020B	Metals (ICP/MS)	SW846	EET ATL
3005A	Preparation, Total Recoverable or Dissolved Metals	SW846	EET ATL
3010A	Preparation, Total Metals	SW846	EET ATL

Protocol References:

SW846 = "Test Methods For Evaluating Solid Waste, Physical/Chemical Methods", Third Edition, November 1986 And Its Updates.

Laboratory References:

EET ATL = Eurofins Atlanta, 3080 Presidential Dr, Atlanta, GA 30340, TEL (770)457-8177

Sample Summary

Client: Geosyntec Consultants Inc
Project/Site: Plant Hammond

Job ID: 705-6851-1

Lab Sample ID	Client Sample ID	Matrix	Collected	Received
705-6851-1	HAM-PT7-09-11-i-UNF	Water	09/11/24 09:50	09/12/24 09:26
705-6851-2	HAM-PT7-09-11-i-FIL	Water	09/11/24 09:50	09/12/24 09:26
705-6851-3	HAM-PT7-09-11-ii-UNF	Water	09/11/24 10:45	09/12/24 09:26
705-6851-4	HAM-PT7-09-11-ii-FIL	Water	09/11/24 10:45	09/12/24 09:26

Login Sample Receipt Checklist

Client: Geosyntec Consultants Inc

Job Number: 705-6851-1

Login Number: 6851
List Number: 1
Creator: Ince, Sadie-Jane

List Source: Eurofins Atlanta

Question	Answer	Comment
Radioactivity wasn't checked or is </= background as measured by a survey meter.	N/A	
The cooler's custody seal, if present, is intact.	True	
Sample custody seals, if present, are intact.	N/A	
The cooler or samples do not appear to have been compromised or tampered with.	True	
Samples were received on ice.	True	
Cooler Temperature is acceptable.	True	
Cooler Temperature is recorded.	True	
COC is present.	True	
COC is filled out in ink and legible.	True	
COC is filled out with all pertinent information.	True	
Is the Field Sampler's name present on COC?	True	
There are no discrepancies between the containers received and the COC.	False	changed sample date references to 9/11
Samples are received within Holding Time (excluding tests with immediate HTs)	True	
Sample containers have legible labels.	True	
Containers are not broken or leaking.	True	
Sample collection date/times are provided.	True	
Appropriate sample containers are used.	True	
Sample bottles are completely filled.	False	Limited volume received for dissolved metals
Sample Preservation Verified.	True	
There is sufficient vol. for all requested analyses, incl. any requested MS/MSDs	True	
Containers requiring zero headspace have no headspace or bubble is <6mm (1/4").	N/A	
Multiphasic samples are not present.	N/A	
Samples do not require splitting or compositing.	True	
Residual Chlorine Checked.	N/A	

END OF REPORT

eurofins | Environment Testing

ANALYTICAL REPORT

PREPARED FOR

Attn: Kip Gray
Geosyntec Consultants Inc
1255 Roberts Blvd. NW
Suite 200
Kennesaw, Georgia 30144

Generated 9/13/2024 5:16:29 PM

JOB DESCRIPTION

Plant Hammond

JOB NUMBER

705-7006-1

Eurofins Atlanta
3080 Presidential Dr
Atlanta GA 30340

See page two for job notes and contact information.

my EOL

Eurofins Atlanta

Job Notes

The test results in this report relate only to the samples as received by the laboratory and will meet all requirements of the methodology, with any exceptions noted. This report shall not be reproduced except in full, without the express written approval of the laboratory. All questions should be directed to the Eurofins Environment Testing Southeast, LLC Project Manager.

Authorization

Generated
9/13/2024 5:16:29 PM

Authorized for release by
David Fuller, Project Manager
David.Fuller@et.eurofinsus.com
(770)344-8986

Table of Contents

Glossary

Abbreviation	These commonly used abbreviations may or may not be present in this report.
¤	Listed under the "D" column to designate that the result is reported on a dry weight basis
%R	Percent Recovery
CFL	Contains Free Liquid
CFU	Colony Forming Unit
CNF	Contains No Free Liquid
DER	Duplicate Error Ratio (normalized absolute difference)
Dil Fac	Dilution Factor
DL	Detection Limit (DoD/DOE)
DL, RA, RE, IN	Indicates a Dilution, Re-analysis, Re-extraction, or additional Initial metals/anion analysis of the sample
DLC	Decision Level Concentration (Radiochemistry)
EDL	Estimated Detection Limit (Dioxin)
LOD	Limit of Detection (DoD/DOE)
LOQ	Limit of Quantitation (DoD/DOE)
MCL	EPA recommended "Maximum Contaminant Level"
MDA	Minimum Detectable Activity (Radiochemistry)
MDC	Minimum Detectable Concentration (Radiochemistry)
MDL	Method Detection Limit
ML	Minimum Level (Dioxin)
MPN	Most Probable Number
MQL	Method Quantitation Limit
NC	Not Calculated
ND	Not Detected at the reporting limit (or MDL or EDL if shown)
NEG	Negative / Absent
POS	Positive / Present
PQL	Practical Quantitation Limit
PRES	Presumptive
QC	Quality Control
RER	Relative Error Ratio (Radiochemistry)
RL	Reporting Limit or Requested Limit (Radiochemistry)
RPD	Relative Percent Difference, a measure of the relative difference between two points
TEF	Toxicity Equivalent Factor (Dioxin)
TEQ	Toxicity Equivalent Quotient (Dioxin)
TNTC	Too Numerous To Count

Eurofins Atlanta
3080 Presidential Dr
Atlanta, GA 30340
Phone: 770-457-8177 Fax: 770-457-8188

Chain of Custody Record

eurofins | Environment Testing

Client Information	Sampler: Ali Akbari	Lab PM: Fuller, David	Carrier Tracking No(s):	COC No: 705-3932-1820.2
Client Contact: Kip Gray	Phone: 6269222765	E-Mail: David.Fuller@et.eurofinsus.com	State of Origin:	Page: Page 2 of 2
Company: Geosyntec Consultants Inc	PWSID:			Job #:
Address: 1255 Roberts Blvd. NW Suite 200	Due Date Requested:			Preservation Codes:
City: Kennesaw	TAT Requested (days):			
State, Zip: GA, 30144	Compliance Project: Δ Yes Δ No			
Phone:	PO #: 100061163			705-7006 COC
Email: Kip.Gray@Geosyntec.com	WO #: Project# GW6581G			
Project Name: Plant Hammond	Project #: 70500911			Other:
Site:	SSOW#:			

Analysis Requested

Sample Identification	Sample Date	Sample Time	Sample Type (C=comp, G=grab)	Matrix (W=water, S=solid, O=waste/oil, BT=Tissue, A=Air)	Field Filtered Sample (Yes or No)	Perform MS/MSD (Yes or No)	total boron	total arsenic - iron	dissolved arsenic-iron	Total Number of containers	Special Instructions/Note:
				Preservation Code:							
HAM-PT7-09-12-FIL	09-12-24	1050	G	Water					X		
HAM-PT7-09-12-UNF	09-12-24	1050	G	Water			X	X			
HAM-PT14-09-12-FIL	09-12-24	1145	G	Water					X		
HAM-PT14-09-12-UNF	09-12-24	1145	G	Water			X	X			
				Water							
				Water							
				Water							
				Water							
				Water							

Possible Hazard Identification
☐ *Non-Hazard* ☐ *Flammable* ☐ *Skin Irritant* ☐ *Poison B* ☐ *Unknown* ☐ *Radiological*

Sample Disposal (A fee may be assessed if samples are retained longer than 1 month)
☐ *Return To Client* ☐ *Disposal By Lab* ☐ *Archive For* _____ *Months*

Deliverable Requested: I, II, III, IV, Other (specify)

Special Instructions/QC Requirements:

Empty Kit Relinquished by:	Date:	Time:	Method of Shipment:

Relinquished by:	Date/Time:	Company	Received by:	Date/Time:	Company
Ali Akbari	09-13-24 812	Geosyntec		9-13-24 812	
Relinquished by:	Date/Time: 9-13-24 9259	Company	Received by: Sadie Jance	Date/Time: 9-13-24 1002	Company Eurofins
Relinquished by:	Date/Time	Company	Received by:	Date/Time:	Company

Custody Seals Intact: Δ Yes Δ No	Custody Seal No.:	Cooler Temperature(s) °C and Other Remarks: 0.3°C #2927

Job Narrative
705-7006-1

Analytical test results meet all requirements of the associated regulatory program listed on the Accreditation/Certification Summary Page unless otherwise noted under the individual analysis. Data qualifiers and/or narrative comments are included to explain any exceptions, if applicable.

- Matrix QC may not be reported if insufficient sample is provided or site-specific QC samples were not submitted. In these situations, to demonstrate precision and accuracy at a batch level, a LCS/LCSD may be performed, unless otherwise specified in the method.
- Surrogate and/or isotope dilution analyte recoveries (if applicable) which are outside of the QC window are confirmed unless attributed to a dilution or otherwise noted in the narrative.

Receipt
The samples were received on 9/13/2024 10:02 AM. Unless otherwise noted below, the samples arrived in good condition, and, where required, properly preserved and on ice. The temperature of the cooler at receipt time was 0.3°C.

Metals
Method 6010D: A deviation from the Standard Operating Procedure (SOP) was authorized by client request. Samples were not processed by prep method 3010A and analyzed straight from the bottle.

Method 6020B - Total Recoverable: A deviation from the Standard Operating Procedure (SOP) was authorized by client request: Samples with a Prepared date & time of 9/13/24 @ 10:25 were not processed by prep method 3005A and analyzed straight from the bottle.

No additional analytical or quality issues were noted, other than those described above or in the Definitions/ Glossary page.

Client Sample Results

Client: Geosyntec Consultants Inc
Project/Site: Plant Hammond

Job ID: 705-7006-1

Client Sample ID: HAM-PT7-09-12-FIL

Lab Sample ID: 705-7006-1

Date Collected: 09/12/24 10:50

Matrix: Water

Date Received: 09/13/24 10:02

Method: SW846 6020B - Metals (ICP/MS) - Dissolved

Analyte	Result	Qualifier	RL	MDL	Unit	D	Prepared	Analyzed	Dil Fac
Arsenic, Dissolved	**0.010**		0.0050	0.0013	mg/L			09/13/24 12:35	1
Iron, Dissolved	ND		0.040	0.018	mg/L			09/13/24 12:35	1

Client Sample Results

Client: Geosyntec Consultants Inc
Project/Site: Plant Hammond

Job ID: 705-7006-1

Client Sample ID: HAM-PT7-09-12-UNF

Lab Sample ID: 705-7006-2

Date Collected: 09/12/24 10:50

Matrix: Water

Date Received: 09/13/24 10:02

Method: SW846 6010D - Metals (ICP)

Analyte	Result	Qualifier	RL	MDL	Unit	D	Prepared	Analyzed	Dil Fac
Boron	0.61		0.040	0.026	mg/L		09/13/24 11:07	09/13/24 12:21	1
Iron	1.8		0.10	0.035	mg/L		09/13/24 11:07	09/13/24 12:21	1

Method: SW846 6020B - Metals (ICP/MS) - Total Recoverable

Analyte	Result	Qualifier	RL	MDL	Unit	D	Prepared	Analyzed	Dil Fac
Arsenic	0.018		0.0050	0.0013	mg/L		09/13/24 10:25	09/13/24 12:47	1
Arsenic	0.022		0.0050	0.0013	mg/L		09/13/24 10:49	09/13/24 16:05	1

Client Sample Results

Client: Geosyntec Consultants Inc
Project/Site: Plant Hammond

Job ID: 705-7006-1

Client Sample ID: HAM-PT14-09-12-FIL

Lab Sample ID: 705-7006-3

Date Collected: 09/12/24 11:45
Matrix: Water
Date Received: 09/13/24 10:02

Method: SW846 6020B - Metals (ICP/MS) - Dissolved

Analyte	Result	Qualifier	RL	MDL	Unit	D	Prepared	Analyzed	Dil Fac
Arsenic, Dissolved	0.037		0.0050	0.0013	mg/L			09/13/24 12:38	1
Iron, Dissolved	4.4		0.040	0.018	mg/L			09/13/24 12:38	1

Client Sample Results

Client: Geosyntec Consultants Inc
Project/Site: Plant Hammond

Job ID: 705-7006-1

Client Sample ID: HAM-PT14-09-12-UNF

Lab Sample ID: 705-7006-4

Date Collected: 09/12/24 11:45
Matrix: Water
Date Received: 09/13/24 10:02

Method: SW846 6010D - Metals (ICP)

Analyte	Result	Qualifier	RL	MDL	Unit	D	Prepared	Analyzed	Dil Fac
Boron	0.74		0.040	0.026	mg/L		09/13/24 11:07	09/13/24 12:24	1
Iron	6.5		0.10	0.035	mg/L		09/13/24 11:07	09/13/24 12:24	1

Method: SW846 6020B - Metals (ICP/MS) - Total Recoverable

Analyte	Result	Qualifier	RL	MDL	Unit	D	Prepared	Analyzed	Dil Fac
Arsenic	0.043		0.0050	0.0013	mg/L		09/13/24 10:25	09/13/24 12:49	1
Arsenic	0.041		0.0050	0.0013	mg/L		09/13/24 10:49	09/13/24 16:17	1

QC Sample Results

Client: Geosyntec Consultants Inc
Project/Site: Plant Hammond

Job ID: 705-7006-1

Method: 6010D - Metals (ICP)

Lab Sample ID: MB 705-11749/1-A — **Client Sample ID: Method Blank**
Matrix: Water — **Prep Type: Total/NA**
Analysis Batch: 11792 — **Prep Batch: 11749**

Analyte	MB Result	MB Qualifier	RL	MDL	Unit	D	Prepared	Analyzed	Dil Fac
Boron	ND		0.040	0.026	mg/L		09/13/24 11:07	09/13/24 12:05	1
Iron	ND		0.10	0.035	mg/L		09/13/24 11:07	09/13/24 12:05	1

Lab Sample ID: LCS 705-11749/2-A — **Client Sample ID: Lab Control Sample**
Matrix: Water — **Prep Type: Total/NA**
Analysis Batch: 11792 — **Prep Batch: 11749**

Analyte	Spike Added	LCS Result	LCS Qualifier	Unit	D	%Rec	%Rec Limits
Boron	1.00	1.03		mg/L		103	80 - 120
Iron	10.0	10.3		mg/L		103	80 - 120

Lab Sample ID: LCSD 705-11749/3-A — **Client Sample ID: Lab Control Sample Dup**
Matrix: Water — **Prep Type: Total/NA**
Analysis Batch: 11792 — **Prep Batch: 11749**

Analyte	Spike Added	LCSD Result	LCSD Qualifier	Unit	D	%Rec	%Rec Limits	RPD	RPD Limit
Boron	1.00	1.02		mg/L		102	80 - 120	0	20
Iron	10.0	10.3		mg/L		103	80 - 120	0	20

Method: 6020B - Metals (ICP/MS)

Lab Sample ID: MB 705-11740/1-A — **Client Sample ID: Method Blank**
Matrix: Water — **Prep Type: Total Recoverable**
Analysis Batch: 11873 — **Prep Batch: 11740**

Analyte	MB Result	MB Qualifier	RL	MDL	Unit	D	Prepared	Analyzed	Dil Fac
Arsenic	ND		0.0050	0.0013	mg/L		09/13/24 10:49	09/13/24 16:01	1

Lab Sample ID: LCS 705-11740/2-A — **Client Sample ID: Lab Control Sample**
Matrix: Water — **Prep Type: Total Recoverable**
Analysis Batch: 11873 — **Prep Batch: 11740**

Analyte	Spike Added	LCS Result	LCS Qualifier	Unit	D	%Rec	%Rec Limits
Arsenic	0.100	0.0884		mg/L		88	80 - 120

Lab Sample ID: 705-7006-2 MS — **Client Sample ID: HAM-PT7-09-12-UNF**
Matrix: Water — **Prep Type: Total Recoverable**
Analysis Batch: 11873 — **Prep Batch: 11740**

Analyte	Sample Result	Sample Qualifier	Spike Added	MS Result	MS Qualifier	Unit	D	%Rec	%Rec Limits
Arsenic	0.022		0.100	0.107		mg/L		85	75 - 125

Lab Sample ID: 705-7006-2 MSD — **Client Sample ID: HAM-PT7-09-12-UNF**
Matrix: Water — **Prep Type: Total Recoverable**
Analysis Batch: 11873 — **Prep Batch: 11740**

Analyte	Sample Result	Sample Qualifier	Spike Added	MSD Result	MSD Qualifier	Unit	D	%Rec	%Rec Limits	RPD	RPD Limit
Arsenic	0.022		0.100	0.106		mg/L		84	75 - 125	2	20

Method: 6020B - Metals (ICP/MS) (Continued)

Lab Sample ID: MB 705-11600/1-A — **Client Sample ID: Method Blank**
Matrix: Water — **Prep Type: Dissolved**
Analysis Batch: 11804

Analyte	MB Result	MB Qualifier	RL	MDL	Unit	D	Prepared	Analyzed	Dil Fac
Arsenic, Dissolved	ND		0.0050	0.0013	mg/L			09/13/24 12:28	1
Iron, Dissolved	ND		0.040	0.018	mg/L			09/13/24 12:28	1

Lab Sample ID: LCS 705-11600/2-A — **Client Sample ID: Lab Control Sample**
Matrix: Water — **Prep Type: Dissolved**
Analysis Batch: 11804

Analyte	Spike Added	LCS Result	LCS Qualifier	Unit	D	%Rec	%Rec Limits
Arsenic, Dissolved	0.100	0.0815		mg/L		81	80 - 120
Iron, Dissolved	1.00	0.885		mg/L		88	80 - 120

Lab Sample ID: LCSD 705-11600/3-A — **Client Sample ID: Lab Control Sample Dup**
Matrix: Water — **Prep Type: Dissolved**
Analysis Batch: 11804

Analyte	Spike Added	LCSD Result	LCSD Qualifier	Unit	D	%Rec	%Rec Limits	RPD	RPD Limit
Arsenic, Dissolved	0.100	0.0828		mg/L		83	80 - 120	2	20
Iron, Dissolved	1.00	0.889		mg/L		89	80 - 120	0	20

Lab Chronicle

Client: Geosyntec Consultants Inc
Project/Site: Plant Hammond

Job ID: 705-7006-1

Client Sample ID: HAM-PT7-09-12-FIL

Lab Sample ID: 705-7006-1

Date Collected: 09/12/24 10:50
Matrix: Water
Date Received: 09/13/24 10:02

Prep Type	Batch Type	Batch Method	Run	Dilution Factor	Batch Number	Analyst	Lab	Prepared or Analyzed
Dissolved	Analysis	6020B		1	11804	AD	EET ATL	09/13/24 12:35

Client Sample ID: HAM-PT7-09-12-UNF

Lab Sample ID: 705-7006-2

Date Collected: 09/12/24 10:50
Matrix: Water
Date Received: 09/13/24 10:02

Prep Type	Batch Type	Batch Method	Run	Dilution Factor	Batch Number	Analyst	Lab	Prepared or Analyzed
Total/NA	Prep	3010A			11749	SA	EET ATL	09/13/24 11:07
Total/NA	Analysis	6010D		1	11792	DS	EET ATL	09/13/24 12:21
Total Recoverable	Prep	3005A			11739	BL	EET ATL	09/13/24 10:25
Total Recoverable	Analysis	6020B		1	11805	AD	EET ATL	09/13/24 12:47
Total Recoverable	Prep	3005A			11740	BL	EET ATL	09/13/24 10:49
Total Recoverable	Analysis	6020B		1	11873	AD	EET ATL	09/13/24 16:05

Client Sample ID: HAM-PT14-09-12-FIL

Lab Sample ID: 705-7006-3

Date Collected: 09/12/24 11:45
Matrix: Water
Date Received: 09/13/24 10:02

Prep Type	Batch Type	Batch Method	Run	Dilution Factor	Batch Number	Analyst	Lab	Prepared or Analyzed
Dissolved	Analysis	6020B		1	11804	AD	EET ATL	09/13/24 12:38

Client Sample ID: HAM-PT14-09-12-UNF

Lab Sample ID: 705-7006-4

Date Collected: 09/12/24 11:45
Matrix: Water
Date Received: 09/13/24 10:02

Prep Type	Batch Type	Batch Method	Run	Dilution Factor	Batch Number	Analyst	Lab	Prepared or Analyzed
Total/NA	Prep	3010A			11749	SA	EET ATL	09/13/24 11:07
Total/NA	Analysis	6010D		1	11792	DS	EET ATL	09/13/24 12:24
Total Recoverable	Prep	3005A			11739	BL	EET ATL	09/13/24 10:25
Total Recoverable	Analysis	6020B		1	11805	AD	EET ATL	09/13/24 12:49
Total Recoverable	Prep	3005A			11740	BL	EET ATL	09/13/24 10:49
Total Recoverable	Analysis	6020B		1	11873	AD	EET ATL	09/13/24 16:17

Laboratory References:

EET ATL = Eurofins Atlanta, 3080 Presidential Dr, Atlanta, GA 30340, TEL (770)457-8177

Accreditation/Certification Summary

Client: Geosyntec Consultants Inc
Project/Site: Plant Hammond

Job ID: 705-7006-1

Laboratory: Eurofins Atlanta

The accreditations/certifications listed below are applicable to this report.

Authority	Program	Identification Number	Expiration Date
Florida	NELAP	E87582	06-30-25

Method Summary

Client: Geosyntec Consultants Inc
Project/Site: Plant Hammond

Job ID: 705-7006-1

Method	Method Description	Protocol	Laboratory
6010D	Metals (ICP)	SW846	EET ATL
6020B	Metals (ICP/MS)	SW846	EET ATL
3005A	Preparation, Total Recoverable or Dissolved Metals	SW846	EET ATL
3010A	Preparation, Total Metals	SW846	EET ATL

Protocol References:

SW846 = "Test Methods For Evaluating Solid Waste, Physical/Chemical Methods", Third Edition, November 1986 And Its Updates.

Laboratory References:

EET ATL = Eurofins Atlanta, 3080 Presidential Dr, Atlanta, GA 30340, TEL (770)457-8177

Sample Summary

Client: Geosyntec Consultants Inc
Project/Site: Plant Hammond

Job ID: 705-7006-1

Lab Sample ID	Client Sample ID	Matrix	Collected	Received
705-7006-1	HAM-PT7-09-12-FIL	Water	09/12/24 10:50	09/13/24 10:02
705-7006-2	HAM-PT7-09-12-UNF	Water	09/12/24 10:50	09/13/24 10:02
705-7006-3	HAM-PT14-09-12-FIL	Water	09/12/24 11:45	09/13/24 10:02
705-7006-4	HAM-PT14-09-12-UNF	Water	09/12/24 11:45	09/13/24 10:02

Login Sample Receipt Checklist

Client: Geosyntec Consultants Inc

Job Number: 705-7006-1

Login Number: 7006

List Source: Eurofins Atlanta

List Number: 1

Creator: Ince, Sadie-Jane

Question	Answer	Comment
Radioactivity wasn't checked or is </= background as measured by a survey meter.	N/A	
The cooler's custody seal, if present, is intact.	True	
Sample custody seals, if present, are intact.	N/A	
The cooler or samples do not appear to have been compromised or tampered with.	True	
Samples were received on ice.	True	
Cooler Temperature is acceptable.	True	
Cooler Temperature is recorded.	True	
COC is present.	True	
COC is filled out in ink and legible.	True	
COC is filled out with all pertinent information.	True	
Is the Field Sampler's name present on COC?	True	
There are no discrepancies between the containers received and the COC.	True	
Samples are received within Holding Time (excluding tests with immediate HTs)	True	
Sample containers have legible labels.	True	
Containers are not broken or leaking.	True	
Sample collection date/times are provided.	True	
Appropriate sample containers are used.	True	
Sample bottles are completely filled.	False	Limited volume received for dissolved metals
Sample Preservation Verified.	True	
There is sufficient vol. for all requested analyses, incl. any requested MS/MSDs	True	
Containers requiring zero headspace have no headspace or bubble is <6mm (1/4").	N/A	
Multiphasic samples are not present.	N/A	
Samples do not require splitting or compositing.	True	
Residual Chlorine Checked.	N/A	

END OF REPORT

eurofins | Environment Testing

ANALYTICAL REPORT

PREPARED FOR

Attn: Kip Gray
Geosyntec Consultants Inc
1255 Roberts Blvd. NW
Suite 200
Kennesaw, Georgia 30144

Generated 9/24/2024 2:51:16 PM

JOB DESCRIPTION

Plant Hammond

JOB NUMBER

705-7790-1

Eurofins Atlanta
3080 Presidential Dr
Atlanta GA 30340

See page two for job notes and contact information.

my EOL

Eurofins Atlanta

Job Notes

The test results in this report relate only to the samples as received by the laboratory and will meet all requirements of the methodology, with any exceptions noted. This report shall not be reproduced except in full, without the express written approval of the laboratory. All questions should be directed to the Eurofins Environment Testing Southeast, LLC Project Manager.

Authorization

Generated
9/24/2024 2:51:16 PM

Authorized for release by
David Fuller, Project Manager
David.Fuller@et.eurofinsus.com
(770)344-8986

Table of Contents

Glossary

Abbreviation	These commonly used abbreviations may or may not be present in this report.
¤	Listed under the "D" column to designate that the result is reported on a dry weight basis
%R	Percent Recovery
CFL	Contains Free Liquid
CFU	Colony Forming Unit
CNF	Contains No Free Liquid
DER	Duplicate Error Ratio (normalized absolute difference)
Dil Fac	Dilution Factor
DL	Detection Limit (DoD/DOE)
DL, RA, RE, IN	Indicates a Dilution, Re-analysis, Re-extraction, or additional Initial metals/anion analysis of the sample
DLC	Decision Level Concentration (Radiochemistry)
EDL	Estimated Detection Limit (Dioxin)
LOD	Limit of Detection (DoD/DOE)
LOQ	Limit of Quantitation (DoD/DOE)
MCL	EPA recommended "Maximum Contaminant Level"
MDA	Minimum Detectable Activity (Radiochemistry)
MDC	Minimum Detectable Concentration (Radiochemistry)
MDL	Method Detection Limit
ML	Minimum Level (Dioxin)
MPN	Most Probable Number
MQL	Method Quantitation Limit
NC	Not Calculated
ND	Not Detected at the reporting limit (or MDL or EDL if shown)
NEG	Negative / Absent
POS	Positive / Present
PQL	Practical Quantitation Limit
PRES	Presumptive
QC	Quality Control
RER	Relative Error Ratio (Radiochemistry)
RL	Reporting Limit or Requested Limit (Radiochemistry)
RPD	Relative Percent Difference, a measure of the relative difference between two points
TEF	Toxicity Equivalent Factor (Dioxin)
TEQ	Toxicity Equivalent Quotient (Dioxin)
TNTC	Too Numerous To Count

Eurofins Atlanta
3080 Presidential Dr
Atlanta, GA 30340
Phone: 770-457-8177 Fax: 770-457-8188

Chain of Custody Record

eurofins Environment Testing

Client Information	Sampler: Ali Akbari	Lab PM: Fuller, David	Carrier Tracking No(s):	COC No: 705-4071-1881.3
Client Contact: Kip Gray	Phone:	E-Mail: David.Fuller@et.eurofinsus.com	State of Origin:	Page: Page 3 of 8
Company: Geosyntec Consultants Inc	PWSID:			Job #:
Address: 1255 Roberts Blvd. NW Suite 200	Due Date Requested:			Preservation Codes:
City: Kennesaw	TAT Requested (days): Same Day			
State, Zip: GA, 30144	Compliance Project: Δ Yes Δ No			
Phone:	PO #: 100061163			
Email: Kip.Gray@Geosyntec.com	WO #: Project# GW6581G			705-7790 COC
Project Name: Plant Hammond	Project #: 70500911			
Site:	SSOW#:			Other:

Analysis Requested

Sample Identification	Sample Date	Sample Time	Sample Type (C=comp, G=grab)	Matrix (W=water, S=solid, O=waste/oil, BT=Tissue, A=Air)	Field Filtered Sample (Yes or No)	Perform MS/MSD (Yes or No)	6010C - Boron, Iron - No metal Prep	6020E - Arsenic - No metal Prep	6020E - Total Arsenic	6020E - Dissolved Arsenic / Iron	Total Number of containers	Special Instructions/Note:
			Preservation Code:		X	X					X	
HAM-PT14-09-20-FIL	09-20-24	1005	G	Water	Y					X		
HAM-PT14-09-20-UNF	09-20-24	1005	G	Water	N		X	X	X			
				Water								
				Water								
				Water								
				Water								
				Water								
				Water								
				Water								
				Water								
				Water								

Possible Hazard Identification
☐ Non-Hazard ☐ Flammable ☐ Skin Irritant ☐ Poison B ☐ Unknown ☐ Radiological

Sample Disposal (A fee may be assessed if samples are retained longer than 1 month)
☐ Return To Client ☐ Disposal By Lab ☐ Archive For _____ Months

Deliverable Requested: I, II, III, IV, Other (specify)

Special Instructions/QC Requirements:

Empty Kit Relinquished by:	Date:	Time:	Method of Shipment:

Relinquished by:	Date/Time:	Company	Received by:	Date/Time:	Company
Jamie Luesse	9/20/24 1623	Geosyntec	Anna Neal	9-20-24 1623	
Relinquished by:	Date/Time:	Company	Received by:	Date/Time:	Company
Relinquished by:	Date/Time:	Company	Received by:	Date/Time:	Company

Custody Seals Intact: Custody Seal No.:

Cooler Temperature(s) °C and Other Remarks: 2.4°C #2665

Job Narrative
705-7790-1

Analytical test results meet all requirements of the associated regulatory program listed on the Accreditation/Certification Summary Page unless otherwise noted under the individual analysis. Data qualifiers and/or narrative comments are included to explain any exceptions, if applicable.

- Matrix QC may not be reported if insufficient sample is provided or site-specific QC samples were not submitted. In these situations, to demonstrate precision and accuracy at a batch level, a LCS/LCSD may be performed, unless otherwise specified in the method.
- Surrogate and/or isotope dilution analyte recoveries (if applicable) which are outside of the QC window are confirmed unless attributed to a dilution or otherwise noted in the narrative.

Receipt
The samples were received on 9/20/2024 4:23 PM. Unless otherwise noted below, the samples arrived in good condition, and, where required, properly preserved and on ice. The temperature of the cooler at receipt time was 2.4°C.

Metals
Method 6010D: A deviation from the Standard Operating Procedure (SOP) was authorized by client request. Samples were not processed by prep method 3010A and analyzed straight from the bottle.

Method 6020B - Total Recoverable: A deviation from the Standard Operating Procedure (SOP) was authorized by client request: Samples with a prep date & time of 9/23/24 @ 10:19 were not processed by prep method 3005A and analyzed straight from the bottle.

No additional analytical or quality issues were noted, other than those described above or in the Definitions/ Glossary page.

Client Sample Results

Client: Geosyntec Consultants Inc
Project/Site: Plant Hammond

Job ID: 705-7790-1

Client Sample ID: HAM-PT14-09-20-FIL

Lab Sample ID: 705-7790-1

Date Collected: 09/20/24 10:05

Matrix: Water

Date Received: 09/20/24 16:23

Method: SW846 6020B - Metals (ICP/MS) - Dissolved

Analyte	Result	Qualifier	RL	MDL	Unit	D	Prepared	Analyzed	Dil Fac
Arsenic, Dissolved	0.0067		0.0050	0.0013	mg/L			09/23/24 15:59	1
Iron, Dissolved	1.5		0.040	0.018	mg/L			09/23/24 15:59	1

Client Sample Results

Client: Geosyntec Consultants Inc
Project/Site: Plant Hammond

Job ID: 705-7790-1

Client Sample ID: HAM-PT14-09-20-UNF

Lab Sample ID: 705-7790-2

Date Collected: 09/20/24 10:05

Matrix: Water

Date Received: 09/20/24 16:23

Method: SW846 6010D - Metals (ICP)

Analyte	Result	Qualifier	RL	MDL	Unit	D	Prepared	Analyzed	Dil Fac
Boron	0.58		0.040	0.026	mg/L		09/23/24 10:11	09/23/24 11:39	1
Iron	1.8		0.10	0.035	mg/L		09/23/24 10:11	09/23/24 11:39	1

Method: SW846 6020B - Metals (ICP/MS) - Total Recoverable

Analyte	Result	Qualifier	RL	MDL	Unit	D	Prepared	Analyzed	Dil Fac
Arsenic	0.0069		0.0050	0.0013	mg/L		09/23/24 10:19	09/23/24 14:07	1
Arsenic	0.0078		0.0050	0.0013	mg/L		09/23/24 10:40	09/23/24 17:50	1

QC Sample Results

Client: Geosyntec Consultants Inc
Project/Site: Plant Hammond

Job ID: 705-7790-1

Method: 6020B - Metals (ICP/MS)

Lab Sample ID: MB 705-13058/1-A — **Client Sample ID: Method Blank**
Matrix: Water — **Prep Type: Total Recoverable**
Analysis Batch: 13250 — **Prep Batch: 13058**

Analyte	MB Result	MB Qualifier	RL	MDL	Unit	D	Prepared	Analyzed	Dil Fac
Arsenic	ND		0.0050	0.0013	mg/L		09/23/24 10:40	09/23/24 17:43	1

Lab Sample ID: LCS 705-13058/2-A — **Client Sample ID: Lab Control Sample**
Matrix: Water — **Prep Type: Total Recoverable**
Analysis Batch: 13250 — **Prep Batch: 13058**

Analyte	Spike Added	LCS Result	LCS Qualifier	Unit	D	%Rec	%Rec Limits
Arsenic	0.100	0.0979		mg/L		98	80 - 120

Lab Sample ID: 705-7847-A-5-D MS — **Client Sample ID: Matrix Spike**
Matrix: Water — **Prep Type: Total Recoverable**
Analysis Batch: 13250 — **Prep Batch: 13058**

Analyte	Sample Result	Sample Qualifier	Spike Added	MS Result	MS Qualifier	Unit	D	%Rec	%Rec Limits
Arsenic	0.0078		0.100	0.104		mg/L		96	75 - 125

Lab Sample ID: 705-7847-A-5-E MSD — **Client Sample ID: Matrix Spike Duplicate**
Matrix: Water — **Prep Type: Total Recoverable**
Analysis Batch: 13250 — **Prep Batch: 13058**

Analyte	Sample Result	Sample Qualifier	Spike Added	MSD Result	MSD Qualifier	Unit	D	%Rec	%Rec Limits	RPD	RPD Limit
Arsenic	0.0078		0.100	0.104		mg/L		97	75 - 125	0	20

Lab Sample ID: MB 705-13047/1-A — **Client Sample ID: Method Blank**
Matrix: Water — **Prep Type: Dissolved**
Analysis Batch: 13192

Analyte	MB Result	MB Qualifier	RL	MDL	Unit	D	Prepared	Analyzed	Dil Fac
Arsenic, Dissolved	ND		0.0050	0.0013	mg/L			09/23/24 15:39	1
Iron, Dissolved	ND		0.040	0.018	mg/L			09/23/24 15:39	1

Lab Sample ID: LCS 705-13047/2-A — **Client Sample ID: Lab Control Sample**
Matrix: Water — **Prep Type: Dissolved**
Analysis Batch: 13192

Analyte	Spike Added	LCS Result	LCS Qualifier	Unit	D	%Rec	%Rec Limits
Arsenic, Dissolved	0.100	0.0946		mg/L		95	80 - 120
Iron, Dissolved	1.00	0.966		mg/L		97	80 - 120

Lab Sample ID: 705-7582-A-5 MS — **Client Sample ID: Matrix Spike**
Matrix: Water — **Prep Type: Dissolved**
Analysis Batch: 13192

Analyte	Sample Result	Sample Qualifier	Spike Added	MS Result	MS Qualifier	Unit	D	%Rec	%Rec Limits
Arsenic, Dissolved	ND		0.100	0.0927		mg/L		93	75 - 125
Iron, Dissolved	ND		1.00	0.959		mg/L		96	75 - 125

Method: 6020B - Metals (ICP/MS) (Continued)

Lab Sample ID: 705-7582-A-5 MSD
Matrix: Water
Analysis Batch: 13192

Client Sample ID: Matrix Spike Duplicate
Prep Type: Dissolved

Analyte	Sample Result	Sample Qualifier	Spike Added	MSD Result	MSD Qualifier	Unit	D	%Rec	%Rec Limits	RPD	RPD Limit
Arsenic, Dissolved	ND		0.100	0.0899		mg/L		90	75 - 125	3	20
Iron, Dissolved	ND		1.00	0.908		mg/L		91	75 - 125	5	20

Lab Chronicle

Client: Geosyntec Consultants Inc
Project/Site: Plant Hammond

Job ID: 705-7790-1

Client Sample ID: HAM-PT14-09-20-FIL

Lab Sample ID: 705-7790-1

Date Collected: 09/20/24 10:05
Date Received: 09/20/24 16:23

Matrix: Water

Prep Type	Batch Type	Batch Method	Run	Dilution Factor	Batch Number	Analyst	Lab	Prepared or Analyzed
Dissolved	Analysis	6020B		1	13192	IF	EET ATL	09/23/24 15:59

Client Sample ID: HAM-PT14-09-20-UNF

Lab Sample ID: 705-7790-2

Date Collected: 09/20/24 10:05
Date Received: 09/20/24 16:23

Matrix: Water

Prep Type	Batch Type	Batch Method	Run	Dilution Factor	Batch Number	Analyst	Lab	Prepared or Analyzed
Total/NA	Prep	3010A			13055	SA	EET ATL	09/23/24 10:11
Total/NA	Analysis	6010D		1	13095	DAB	EET ATL	09/23/24 11:39
Total Recoverable	Prep	3005A			13057	SA	EET ATL	09/23/24 10:19
Total Recoverable	Analysis	6020B		1	13154	AD	EET ATL	09/23/24 14:07
Total Recoverable	Prep	3005A			13058	BR	EET ATL	09/23/24 10:40
Total Recoverable	Analysis	6020B		1	13250	AD	EET ATL	09/23/24 17:50

Laboratory References:

EET ATL = Eurofins Atlanta, 3080 Presidential Dr, Atlanta, GA 30340, TEL (770)457-8177

Accreditation/Certification Summary

Client: Geosyntec Consultants Inc
Project/Site: Plant Hammond

Job ID: 705-7790-1

Laboratory: Eurofins Atlanta

The accreditations/certifications listed below are applicable to this report.

Authority	Program	Identification Number	Expiration Date
Florida	NELAP	E87582	06-30-25

Method Summary

Client: Geosyntec Consultants Inc
Project/Site: Plant Hammond

Job ID: 705-7790-1

Method	Method Description	Protocol	Laboratory
6010D	Metals (ICP)	SW846	EET ATL
6020B	Metals (ICP/MS)	SW846	EET ATL
3005A	Preparation, Total Recoverable or Dissolved Metals	SW846	EET ATL
3010A	Preparation, Total Metals	SW846	EET ATL

Protocol References:

SW846 = "Test Methods For Evaluating Solid Waste, Physical/Chemical Methods", Third Edition, November 1986 And Its Updates.

Laboratory References:

EET ATL = Eurofins Atlanta, 3080 Presidential Dr, Atlanta, GA 30340, TEL (770)457-8177

Sample Summary

Client: Geosyntec Consultants Inc
Project/Site: Plant Hammond

Job ID: 705-7790-1

Lab Sample ID	Client Sample ID	Matrix	Collected	Received
705-7790-1	HAM-PT14-09-20-FIL	Water	09/20/24 10:05	09/20/24 16:23
705-7790-2	HAM-PT14-09-20-UNF	Water	09/20/24 10:05	09/20/24 16:23

Login Sample Receipt Checklist

Client: Geosyntec Consultants Inc

Job Number: 705-7790-1

Login Number: 7790

List Source: Eurofins Atlanta

List Number: 1

Creator: Ince, Sadie-Jane

Question	Answer	Comment
Radioactivity wasn't checked or is </= background as measured by a survey meter.	N/A	
The cooler's custody seal, if present, is intact.	True	
Sample custody seals, if present, are intact.	N/A	
The cooler or samples do not appear to have been compromised or tampered with.	True	
Samples were received on ice.	True	
Cooler Temperature is acceptable.	True	
Cooler Temperature is recorded.	True	
COC is present.	True	
COC is filled out in ink and legible.	True	
COC is filled out with all pertinent information.	True	
Is the Field Sampler's name present on COC?	True	
There are no discrepancies between the containers received and the COC.	True	
Samples are received within Holding Time (excluding tests with immediate HTs)	True	
Sample containers have legible labels.	True	
Containers are not broken or leaking.	True	
Sample collection date/times are provided.	True	
Appropriate sample containers are used.	True	
Sample bottles are completely filled.	False	Limited volume received.
Sample Preservation Verified.	True	
There is sufficient vol. for all requested analyses, incl. any requested MS/MSDs	True	
Containers requiring zero headspace have no headspace or bubble is <6mm (1/4").	N/A	
Multiphasic samples are not present.	N/A	
Samples do not require splitting or compositing.	True	
Residual Chlorine Checked.	N/A	

END OF REPORT

eurofins | Environment Testing

ANALYTICAL REPORT

PREPARED FOR

Attn: Kip Gray
Geosyntec Consultants Inc
1255 Roberts Blvd. NW
Suite 200
Kennesaw, Georgia 30144

Generated 9/24/2024 3:15:01 PM

JOB DESCRIPTION

Plant Hammond

JOB NUMBER

705-7847-1

Eurofins Atlanta
3080 Presidential Dr
Atlanta GA 30340

See page two for job notes and contact information.

my EOL

Eurofins Atlanta

Job Notes

The test results in this report relate only to the samples as received by the laboratory and will meet all requirements of the methodology, with any exceptions noted. This report shall not be reproduced except in full, without the express written approval of the laboratory. All questions should be directed to the Eurofins Environment Testing Southeast, LLC Project Manager.

Authorization

Generated
9/24/2024 3:15:01 PM

Authorized for release by
David Fuller, Project Manager
David.Fuller@et.eurofinsus.com
(770)344-8986

Table of Contents

Definitions/Glossary

Client: Geosyntec Consultants Inc
Project/Site: Plant Hammond

Job ID: 705-7847-1

Qualifiers

Metals

Qualifier	Qualifier Description
J	Result is less than the RL but greater than or equal to the MDL and the concentration is an approximate value.

Glossary

Abbreviation	These commonly used abbreviations may or may not be present in this report.
¤	Listed under the "D" column to designate that the result is reported on a dry weight basis
%R	Percent Recovery
CFL	Contains Free Liquid
CFU	Colony Forming Unit
CNF	Contains No Free Liquid
DER	Duplicate Error Ratio (normalized absolute difference)
Dil Fac	Dilution Factor
DL	Detection Limit (DoD/DOE)
DL, RA, RE, IN	Indicates a Dilution, Re-analysis, Re-extraction, or additional Initial metals/anion analysis of the sample
DLC	Decision Level Concentration (Radiochemistry)
EDL	Estimated Detection Limit (Dioxin)
LOD	Limit of Detection (DoD/DOE)
LOQ	Limit of Quantitation (DoD/DOE)
MCL	EPA recommended "Maximum Contaminant Level"
MDA	Minimum Detectable Activity (Radiochemistry)
MDC	Minimum Detectable Concentration (Radiochemistry)
MDL	Method Detection Limit
ML	Minimum Level (Dioxin)
MPN	Most Probable Number
MQL	Method Quantitation Limit
NC	Not Calculated
ND	Not Detected at the reporting limit (or MDL or EDL if shown)
NEG	Negative / Absent
POS	Positive / Present
PQL	Practical Quantitation Limit
PRES	Presumptive
QC	Quality Control
RER	Relative Error Ratio (Radiochemistry)
RL	Reporting Limit or Requested Limit (Radiochemistry)
RPD	Relative Percent Difference, a measure of the relative difference between two points
TEF	Toxicity Equivalent Factor (Dioxin)
TEQ	Toxicity Equivalent Quotient (Dioxin)
TNTC	Too Numerous To Count

Eurofins Atlanta
3080 Presidential Dr
Atlanta, GA 30340
Phone: 770-457-8177 Fax: 770-457-8188

Chain of Custody Record

eurofins | Environment Testing

Client Information	Sampler: Ali Akbari	Lab PM: Fuller, David	Carrier Tracking No(s):	COC No: 705-4071-1881.4
Client Contact: Kip Gray	Phone: 6209222705	E-Mail: David.Fuller@et.eurofinsus.com	State of Origin:	Page: Page 4 of 8
Company: Geosyntec Consultants Inc	PWSID:			Job #:
Address: 1255 Roberts Blvd. NW Suite 200	Due Date Requested:			Preservation Codes:
City: Kennesaw	TAT Requested (days):			
State, Zip: GA, 30144	Compliance Project: Δ Yes Δ No			
Phone:	PO #: 100061163			705-7847 COC
Email: Kip.Gray@Geosyntec.com	WO #: Project# GW6581G			
Project Name: Plant Hammond	Project #: 70500911			Other:
Site:	SSOW#:			

Analysis Requested

Sample Identification	Sample Date	Sample Time	Sample Type (C=comp, G=grab)	Matrix (W=water, S=solid, O=waste/oil, BT=Tissue, A=Air)	Field Filtered Sample (Yes or No)	Perform MS/MSD (Yes or No)	Boron, Iron, GOC/ NO prep	Arsenic, 6020E/ Normal prep	Arsenic (total) - 6020E	Arsenic (Iron (Dissolved) 6020E	Total Number of containers	Special Instructions/Note:
			Preservation Code:									
HAM-PT7-09-21-UNF	09-21-24	1145	G	Water			X	X	X			
HAM-PT7-09-21-FIL	↓	1145	↓	Water	X					X		
HAM-PT8-09-21-UNF	↓	1430	↓	Water			X	X	X			
HAM-PT8-09-21-FIL	↓	1430	↓	Water	X					X		
HAM-PT13-09-21-UNF	↓	1600	↓	Water			X	X	X			
HAM-PT13-09-21-FIL	↓	1600	↓	Water	X					X		
HAM-PT14-09-21-UNF	↓	1545	↓	Water			X	X	X			
HAM-PT14-09-21-FIL	↓	1545	↓	Water	X					X		
HAM-PT15-09-21-FIL	↓	1015	↓	Water	X					X		
HAM-PT15-09-21-UNF	↓	1015	↓	Water			X	X	X			
				Water								

Possible Hazard Identification
☐ *Non-Hazard* ☐ *Flammable* ☐ *Skin Irritant* ☐ *Poison B* ☐ *Unknown* ☐ *Radiological*

Sample Disposal (A fee may be assessed if samples are retained longer than 1 month)
☐ *Return To Client* ☐ *Disposal By Lab* ☐ *Archive For* _____ *Months*

Deliverable Requested: I, II, III, IV, Other (specify)

Special Instructions/QC Requirements:

Empty Kit Relinquished by:	Date:	Time:	Method of Shipment: Courier

Relinquished by	Date/Time	Company	Received by	Date/Time	Company
[signature]	9/23/2024 1110	Geosyntec	[signature]	9-23-24 1150	
[signature]	9-23-24 1155		Anna Neal	9-23-24 1155	euro

Custody Seals Intact: Δ Yes Δ No | Custody Seal No.:

Cooler Temperature(s) °C and Other Remarks: 2.2° #2665

Job Narrative
705-7847-1

Analytical test results meet all requirements of the associated regulatory program listed on the Accreditation/Certification Summary Page unless otherwise noted under the individual analysis. Data qualifiers and/or narrative comments are included to explain any exceptions, if applicable.

- Matrix QC may not be reported if insufficient sample is provided or site-specific QC samples were not submitted. In these situations, to demonstrate precision and accuracy at a batch level, a LCS/LCSD may be performed, unless otherwise specified in the method.
- Surrogate and/or isotope dilution analyte recoveries (if applicable) which are outside of the QC window are confirmed unless attributed to a dilution or otherwise noted in the narrative.

Receipt
The samples were received on 9/23/2024 11:55 AM. Unless otherwise noted below, the samples arrived in good condition, and, where required, properly preserved and on ice. The temperature of the cooler at receipt time was 2.2°C.

Metals
Method 6010D: A deviation from the Standard Operating Procedure (SOP) was authorized by client request. Samples were not processed by prep method 3010A and analyzed straight from the bottle.

Method 6020B - Total Recoverable: A deviation from the Standard Operating Procedure (SOP) was authorized by client request: Samples with a prep date & time of 9/23/24 @ 12:52 were not processed by prep method 3005A and analyzed straight from the bottle.

No additional analytical or quality issues were noted, other than those described above or in the Definitions/ Glossary page.

Client Sample Results

Client: Geosyntec Consultants Inc
Project/Site: Plant Hammond

Job ID: 705-7847-1

Client Sample ID: HAM-PT7-09-21-UNF

Lab Sample ID: 705-7847-1

Date Collected: 09/21/24 11:45

Matrix: Water

Date Received: 09/23/24 11:55

Method: SW846 6010D - Metals (ICP)

Analyte	Result	Qualifier	RL	MDL	Unit	D	Prepared	Analyzed	Dil Fac
Boron	0.46		0.040	0.026	mg/L		09/23/24 12:38	09/23/24 16:08	1
Iron	0.13		0.10	0.035	mg/L		09/23/24 12:38	09/23/24 16:08	1

Method: SW846 6020B - Metals (ICP/MS) - Total Recoverable

Analyte	Result	Qualifier	RL	MDL	Unit	D	Prepared	Analyzed	Dil Fac
Arsenic	0.010		0.0050	0.0013	mg/L		09/23/24 13:10	09/23/24 17:59	1
Arsenic	0.0092		0.0050	0.0013	mg/L		09/23/24 12:52	09/23/24 14:09	1

Client Sample Results

Client: Geosyntec Consultants Inc
Project/Site: Plant Hammond

Job ID: 705-7847-1

Client Sample ID: HAM-PT7-09-21-FIL

Lab Sample ID: 705-7847-2

Date Collected: 09/21/24 11:45

Matrix: Water

Date Received: 09/23/24 11:55

Method: SW846 6020B - Metals (ICP/MS) - Dissolved

Analyte	Result	Qualifier	RL	MDL	Unit	D	Prepared	Analyzed	Dil Fac
Arsenic, Dissolved	**0.0073**		0.0050	0.0013	mg/L			09/23/24 16:03	1
Iron, Dissolved	ND		0.040	0.018	mg/L			09/23/24 16:03	1

Client Sample Results

Client: Geosyntec Consultants Inc
Project/Site: Plant Hammond

Job ID: 705-7847-1

Client Sample ID: HAM-PT8-09-21-UNF

Lab Sample ID: 705-7847-3

Date Collected: 09/21/24 14:30

Matrix: Water

Date Received: 09/23/24 11:55

Method: SW846 6010D - Metals (ICP)

Analyte	Result	Qualifier	RL	MDL	Unit	D	Prepared	Analyzed	Dil Fac
Boron	0.64		0.040	0.026	mg/L		09/23/24 12:38	09/23/24 16:11	1
Iron	0.46		0.10	0.035	mg/L		09/23/24 12:38	09/23/24 16:11	1

Method: SW846 6020B - Metals (ICP/MS) - Total Recoverable

Analyte	Result	Qualifier	RL	MDL	Unit	D	Prepared	Analyzed	Dil Fac
Arsenic	0.019		0.0050	0.0013	mg/L		09/23/24 13:10	09/23/24 18:02	1
Arsenic	0.020		0.0050	0.0013	mg/L		09/23/24 12:52	09/23/24 14:11	1

Client Sample Results

Client: Geosyntec Consultants Inc
Project/Site: Plant Hammond

Job ID: 705-7847-1

Client Sample ID: HAM-PT8-09-21-FIL

Lab Sample ID: 705-7847-4

Date Collected: 09/21/24 14:30

Matrix: Water

Date Received: 09/23/24 11:55

Method: SW846 6020B - Metals (ICP/MS) - Dissolved

Analyte	Result	Qualifier	RL	MDL	Unit	D	Prepared	Analyzed	Dil Fac
Arsenic, Dissolved	0.0055		0.0050	0.0013	mg/L			09/23/24 16:43	1
Iron, Dissolved	0.056		0.040	0.018	mg/L			09/23/24 16:43	1

Client Sample Results

Client: Geosyntec Consultants Inc
Project/Site: Plant Hammond

Job ID: 705-7847-1

Client Sample ID: HAM-PT13-09-21-UNF

Lab Sample ID: 705-7847-5

Date Collected: 09/21/24 16:00

Matrix: Water

Date Received: 09/23/24 11:55

Method: SW846 6010D - Metals (ICP)

Analyte	Result	Qualifier	RL	MDL	Unit	D	Prepared	Analyzed	Dil Fac
Boron	0.50		0.040	0.026	mg/L		09/23/24 12:38	09/23/24 16:19	1
Iron	1.7		0.10	0.035	mg/L		09/23/24 12:38	09/23/24 16:19	1

Method: SW846 6020B - Metals (ICP/MS) - Total Recoverable

Analyte	Result	Qualifier	RL	MDL	Unit	D	Prepared	Analyzed	Dil Fac
Arsenic	0.0078		0.0050	0.0013	mg/L		09/23/24 13:10	09/23/24 17:57	1
Arsenic	0.0069		0.0050	0.0013	mg/L		09/23/24 12:52	09/23/24 14:14	1

Client Sample Results

Client: Geosyntec Consultants Inc
Project/Site: Plant Hammond

Job ID: 705-7847-1

Client Sample ID: HAM-PT13-09-21-FIL

Lab Sample ID: 705-7847-6

Date Collected: 09/21/24 16:00

Matrix: Water

Date Received: 09/23/24 11:55

Method: SW846 6020B - Metals (ICP/MS) - Dissolved

Analyte	Result	Qualifier	RL	MDL	Unit	D	Prepared	Analyzed	Dil Fac
Arsenic, Dissolved	0.0028	J	0.0050	0.0013	mg/L			09/23/24 16:39	1
Iron, Dissolved	0.74		0.040	0.018	mg/L			09/23/24 16:39	1

Client Sample Results

Client: Geosyntec Consultants Inc
Project/Site: Plant Hammond

Job ID: 705-7847-1

Client Sample ID: HAM-PT14-09-21-UNF

Lab Sample ID: 705-7847-7

Date Collected: 09/21/24 15:45
Matrix: Water
Date Received: 09/23/24 11:55

Method: SW846 6010D - Metals (ICP)

Analyte	Result	Qualifier	RL	MDL	Unit	D	Prepared	Analyzed	Dil Fac
Boron	0.58		0.040	0.026	mg/L		09/23/24 12:38	09/23/24 16:22	1
Iron	3.3		0.10	0.035	mg/L		09/23/24 12:38	09/23/24 16:22	1

Method: SW846 6020B - Metals (ICP/MS) - Total Recoverable

Analyte	Result	Qualifier	RL	MDL	Unit	D	Prepared	Analyzed	Dil Fac
Arsenic	0.0087		0.0050	0.0013	mg/L		09/23/24 13:10	09/23/24 18:04	1
Arsenic	0.0090		0.0050	0.0013	mg/L		09/23/24 12:52	09/23/24 14:16	1

Client Sample Results

Client: Geosyntec Consultants Inc
Project/Site: Plant Hammond

Job ID: 705-7847-1

Client Sample ID: HAM-PT14-09-21-FIL

Lab Sample ID: 705-7847-8

Date Collected: 09/21/24 15:45

Matrix: Water

Date Received: 09/23/24 11:55

Method: SW846 6020B - Metals (ICP/MS) - Dissolved

Analyte	Result	Qualifier	RL	MDL	Unit	D	Prepared	Analyzed	Dil Fac
Arsenic, Dissolved	0.0078		0.0050	0.0013	mg/L			09/23/24 16:07	1
Iron, Dissolved	2.8		0.040	0.018	mg/L			09/23/24 16:07	1

Client Sample Results

Client: Geosyntec Consultants Inc
Project/Site: Plant Hammond

Job ID: 705-7847-1

Client Sample ID: HAM-PT15-09-21-FIL

Lab Sample ID: 705-7847-9

Date Collected: 09/21/24 10:15

Matrix: Water

Date Received: 09/23/24 11:55

Method: SW846 6020B - Metals (ICP/MS) - Dissolved

Analyte	Result	Qualifier	RL	MDL	Unit	D	Prepared	Analyzed	Dil Fac
Arsenic, Dissolved	0.0052		0.0050	0.0013	mg/L			09/23/24 16:11	1
Iron, Dissolved	0.031	J	0.040	0.018	mg/L			09/23/24 16:11	1

Client Sample Results

Client: Geosyntec Consultants Inc
Project/Site: Plant Hammond

Job ID: 705-7847-1

Client Sample ID: HAM-PT15-09-21-UNF

Lab Sample ID: 705-7847-10

Date Collected: 09/21/24 10:15

Matrix: Water

Date Received: 09/23/24 11:55

Method: SW846 6010D - Metals (ICP)

Analyte	Result	Qualifier	RL	MDL	Unit	D	Prepared	Analyzed	Dil Fac
Boron	0.63		0.040	0.026	mg/L		09/23/24 12:38	09/23/24 16:25	1
Iron	0.090	J	0.10	0.035	mg/L		09/23/24 12:38	09/23/24 16:25	1

Method: SW846 6020B - Metals (ICP/MS) - Total Recoverable

Analyte	Result	Qualifier	RL	MDL	Unit	D	Prepared	Analyzed	Dil Fac
Arsenic	0.0062		0.0050	0.0013	mg/L		09/23/24 13:10	09/23/24 18:06	1
Arsenic	0.0066		0.0050	0.0013	mg/L		09/23/24 12:52	09/23/24 14:18	1

QC Sample Results

Client: Geosyntec Consultants Inc
Project/Site: Plant Hammond

Job ID: 705-7847-1

Method: 6020B - Metals (ICP/MS)

Lab Sample ID: MB 705-13058/1-A — **Client Sample ID: Method Blank**
Matrix: Water — **Prep Type: Total Recoverable**
Analysis Batch: 13250 — **Prep Batch: 13058**

Analyte	MB Result	MB Qualifier	RL	MDL	Unit	D	Prepared	Analyzed	Dil Fac
Arsenic	ND		0.0050	0.0013	mg/L		09/23/24 10:40	09/23/24 17:43	1

Lab Sample ID: LCS 705-13058/2-A — **Client Sample ID: Lab Control Sample**
Matrix: Water — **Prep Type: Total Recoverable**
Analysis Batch: 13250 — **Prep Batch: 13058**

Analyte	Spike Added	LCS Result	LCS Qualifier	Unit	D	%Rec	%Rec Limits
Arsenic	0.100	0.0979		mg/L		98	80 - 120

Lab Sample ID: 705-7847-5 MS — **Client Sample ID: HAM-PT13-09-21-UNF**
Matrix: Water — **Prep Type: Total Recoverable**
Analysis Batch: 13250 — **Prep Batch: 13058**

Analyte	Sample Result	Sample Qualifier	Spike Added	MS Result	MS Qualifier	Unit	D	%Rec	%Rec Limits
Arsenic	0.0078		0.100	0.104		mg/L		96	75 - 125

Lab Sample ID: 705-7847-5 MSD — **Client Sample ID: HAM-PT13-09-21-UNF**
Matrix: Water — **Prep Type: Total Recoverable**
Analysis Batch: 13250 — **Prep Batch: 13058**

Analyte	Sample Result	Sample Qualifier	Spike Added	MSD Result	MSD Qualifier	Unit	D	%Rec	%Rec Limits	RPD	RPD Limit
Arsenic	0.0078		0.100	0.104		mg/L		97	75 - 125	0	20

Lab Sample ID: MB 705-13047/1-A — **Client Sample ID: Method Blank**
Matrix: Water — **Prep Type: Dissolved**
Analysis Batch: 13192

Analyte	MB Result	MB Qualifier	RL	MDL	Unit	D	Prepared	Analyzed	Dil Fac
Arsenic, Dissolved	ND		0.0050	0.0013	mg/L			09/23/24 15:39	1
Iron, Dissolved	ND		0.040	0.018	mg/L			09/23/24 15:39	1

Lab Sample ID: LCS 705-13047/2-A — **Client Sample ID: Lab Control Sample**
Matrix: Water — **Prep Type: Dissolved**
Analysis Batch: 13192

Analyte	Spike Added	LCS Result	LCS Qualifier	Unit	D	%Rec	%Rec Limits
Arsenic, Dissolved	0.100	0.0946		mg/L		95	80 - 120
Iron, Dissolved	1.00	0.966		mg/L		97	80 - 120

Lab Sample ID: 705-7582-A-5 MS — **Client Sample ID: Matrix Spike**
Matrix: Water — **Prep Type: Dissolved**
Analysis Batch: 13192

Analyte	Sample Result	Sample Qualifier	Spike Added	MS Result	MS Qualifier	Unit	D	%Rec	%Rec Limits
Arsenic, Dissolved	ND		0.100	0.0927		mg/L		93	75 - 125
Iron, Dissolved	ND		1.00	0.959		mg/L		96	75 - 125

Method: 6020B - Metals (ICP/MS) (Continued)

Lab Sample ID: 705-7582-A-5 MSD
Matrix: Water
Analysis Batch: 13192

Client Sample ID: Matrix Spike Duplicate
Prep Type: Dissolved

Analyte	Sample Result	Sample Qualifier	Spike Added	MSD Result	MSD Qualifier	Unit	D	%Rec	%Rec Limits	RPD	RPD Limit
Arsenic, Dissolved	ND		0.100	0.0899		mg/L		90	75 - 125	3	20
Iron, Dissolved	ND		1.00	0.908		mg/L		91	75 - 125	5	20

Lab Chronicle

Client: Geosyntec Consultants Inc
Project/Site: Plant Hammond

Job ID: 705-7847-1

Client Sample ID: HAM-PT7-09-21-UNF

Lab Sample ID: 705-7847-1
Date Collected: 09/21/24 11:45
Matrix: Water
Date Received: 09/23/24 11:55

Prep Type	Batch Type	Batch Method	Run	Dilution Factor	Batch Number	Analyst	Lab	Prepared or Analyzed
Total/NA	Prep	3010A			13055	SA	EET ATL	09/23/24 12:38
Total/NA	Analysis	6010D		1	13168	DAB	EET ATL	09/23/24 16:08
Total Recoverable	Prep	3005A			13057	SA	EET ATL	09/23/24 12:52
Total Recoverable	Analysis	6020B		1	13154	AD	EET ATL	09/23/24 14:09
Total Recoverable	Prep	3005A			13058	BR	EET ATL	09/23/24 13:10
Total Recoverable	Analysis	6020B		1	13250	AD	EET ATL	09/23/24 17:59

Client Sample ID: HAM-PT7-09-21-FIL

Lab Sample ID: 705-7847-2
Date Collected: 09/21/24 11:45
Matrix: Water
Date Received: 09/23/24 11:55

Prep Type	Batch Type	Batch Method	Run	Dilution Factor	Batch Number	Analyst	Lab	Prepared or Analyzed
Dissolved	Analysis	6020B		1	13192	IF	EET ATL	09/23/24 16:03

Client Sample ID: HAM-PT8-09-21-UNF

Lab Sample ID: 705-7847-3
Date Collected: 09/21/24 14:30
Matrix: Water
Date Received: 09/23/24 11:55

Prep Type	Batch Type	Batch Method	Run	Dilution Factor	Batch Number	Analyst	Lab	Prepared or Analyzed
Total/NA	Prep	3010A			13055	SA	EET ATL	09/23/24 12:38
Total/NA	Analysis	6010D		1	13168	DAB	EET ATL	09/23/24 16:11
Total Recoverable	Prep	3005A			13057	SA	EET ATL	09/23/24 12:52
Total Recoverable	Analysis	6020B		1	13154	AD	EET ATL	09/23/24 14:11
Total Recoverable	Prep	3005A			13058	BR	EET ATL	09/23/24 13:10
Total Recoverable	Analysis	6020B		1	13250	AD	EET ATL	09/23/24 18:02

Client Sample ID: HAM-PT8-09-21-FIL

Lab Sample ID: 705-7847-4
Date Collected: 09/21/24 14:30
Matrix: Water
Date Received: 09/23/24 11:55

Prep Type	Batch Type	Batch Method	Run	Dilution Factor	Batch Number	Analyst	Lab	Prepared or Analyzed
Dissolved	Analysis	6020B		1	13192	IF	EET ATL	09/23/24 16:43

Client Sample ID: HAM-PT13-09-21-UNF

Lab Sample ID: 705-7847-5
Date Collected: 09/21/24 16:00
Matrix: Water
Date Received: 09/23/24 11:55

Prep Type	Batch Type	Batch Method	Run	Dilution Factor	Batch Number	Analyst	Lab	Prepared or Analyzed
Total/NA	Prep	3010A			13055	SA	EET ATL	09/23/24 12:38
Total/NA	Analysis	6010D		1	13168	DAB	EET ATL	09/23/24 16:19
Total Recoverable	Prep	3005A			13057	SA	EET ATL	09/23/24 12:52
Total Recoverable	Analysis	6020B		1	13154	AD	EET ATL	09/23/24 14:14
Total Recoverable	Prep	3005A			13058	BR	EET ATL	09/23/24 13:10
Total Recoverable	Analysis	6020B		1	13250	AD	EET ATL	09/23/24 17:57

Lab Chronicle

Client: Geosyntec Consultants Inc
Project/Site: Plant Hammond

Job ID: 705-7847-1

Client Sample ID: HAM-PT13-09-21-FIL — Lab Sample ID: 705-7847-6

Date Collected: 09/21/24 16:00 — **Matrix: Water**
Date Received: 09/23/24 11:55

Prep Type	Batch Type	Batch Method	Run	Dilution Factor	Batch Number	Analyst	Lab	Prepared or Analyzed
Dissolved	Analysis	6020B		1	13192	IF	EET ATL	09/23/24 16:39

Client Sample ID: HAM-PT14-09-21-UNF — Lab Sample ID: 705-7847-7

Date Collected: 09/21/24 15:45 — **Matrix: Water**
Date Received: 09/23/24 11:55

Prep Type	Batch Type	Batch Method	Run	Dilution Factor	Batch Number	Analyst	Lab	Prepared or Analyzed
Total/NA	Prep	3010A			13055	SA	EET ATL	09/23/24 12:38
Total/NA	Analysis	6010D		1	13168	DAB	EET ATL	09/23/24 16:22
Total Recoverable	Prep	3005A			13057	SA	EET ATL	09/23/24 12:52
Total Recoverable	Analysis	6020B		1	13154	AD	EET ATL	09/23/24 14:16
Total Recoverable	Prep	3005A			13058	BR	EET ATL	09/23/24 13:10
Total Recoverable	Analysis	6020B		1	13250	AD	EET ATL	09/23/24 18:04

Client Sample ID: HAM-PT14-09-21-FIL — Lab Sample ID: 705-7847-8

Date Collected: 09/21/24 15:45 — **Matrix: Water**
Date Received: 09/23/24 11:55

Prep Type	Batch Type	Batch Method	Run	Dilution Factor	Batch Number	Analyst	Lab	Prepared or Analyzed
Dissolved	Analysis	6020B		1	13192	IF	EET ATL	09/23/24 16:07

Client Sample ID: HAM-PT15-09-21-FIL — Lab Sample ID: 705-7847-9

Date Collected: 09/21/24 10:15 — **Matrix: Water**
Date Received: 09/23/24 11:55

Prep Type	Batch Type	Batch Method	Run	Dilution Factor	Batch Number	Analyst	Lab	Prepared or Analyzed
Dissolved	Analysis	6020B		1	13192	IF	EET ATL	09/23/24 16:11

Client Sample ID: HAM-PT15-09-21-UNF — Lab Sample ID: 705-7847-10

Date Collected: 09/21/24 10:15 — **Matrix: Water**
Date Received: 09/23/24 11:55

Prep Type	Batch Type	Batch Method	Run	Dilution Factor	Batch Number	Analyst	Lab	Prepared or Analyzed
Total/NA	Prep	3010A			13055	SA	EET ATL	09/23/24 12:38
Total/NA	Analysis	6010D		1	13168	DAB	EET ATL	09/23/24 16:25
Total Recoverable	Prep	3005A			13057	SA	EET ATL	09/23/24 12:52
Total Recoverable	Analysis	6020B		1	13154	AD	EET ATL	09/23/24 14:18
Total Recoverable	Prep	3005A			13058	BR	EET ATL	09/23/24 13:10
Total Recoverable	Analysis	6020B		1	13250	AD	EET ATL	09/23/24 18:06

Laboratory References:

EET ATL = Eurofins Atlanta, 3080 Presidential Dr, Atlanta, GA 30340, TEL (770)457-8177

Accreditation/Certification Summary

Client: Geosyntec Consultants Inc
Project/Site: Plant Hammond

Job ID: 705-7847-1

Laboratory: Eurofins Atlanta

The accreditations/certifications listed below are applicable to this report.

Authority	Program	Identification Number	Expiration Date
Florida	NELAP	E87582	06-30-25

Method Summary

Client: Geosyntec Consultants Inc
Project/Site: Plant Hammond

Job ID: 705-7847-1

Method	Method Description	Protocol	Laboratory
6010D	Metals (ICP)	SW846	EET ATL
6020B	Metals (ICP/MS)	SW846	EET ATL
3005A	Preparation, Total Recoverable or Dissolved Metals	SW846	EET ATL
3010A	Preparation, Total Metals	SW846	EET ATL

Protocol References:

SW846 = "Test Methods For Evaluating Solid Waste, Physical/Chemical Methods", Third Edition, November 1986 And Its Updates.

Laboratory References:

EET ATL = Eurofins Atlanta, 3080 Presidential Dr, Atlanta, GA 30340, TEL (770)457-8177

Sample Summary

Client: Geosyntec Consultants Inc
Project/Site: Plant Hammond

Job ID: 705-7847-1

Lab Sample ID	Client Sample ID	Matrix	Collected	Received
705-7847-1	HAM-PT7-09-21-UNF	Water	09/21/24 11:45	09/23/24 11:55
705-7847-2	HAM-PT7-09-21-FIL	Water	09/21/24 11:45	09/23/24 11:55
705-7847-3	HAM-PT8-09-21-UNF	Water	09/21/24 14:30	09/23/24 11:55
705-7847-4	HAM-PT8-09-21-FIL	Water	09/21/24 14:30	09/23/24 11:55
705-7847-5	HAM-PT13-09-21-UNF	Water	09/21/24 16:00	09/23/24 11:55
705-7847-6	HAM-PT13-09-21-FIL	Water	09/21/24 16:00	09/23/24 11:55
705-7847-7	HAM-PT14-09-21-UNF	Water	09/21/24 15:45	09/23/24 11:55
705-7847-8	HAM-PT14-09-21-FIL	Water	09/21/24 15:45	09/23/24 11:55
705-7847-9	HAM-PT15-09-21-FIL	Water	09/21/24 10:15	09/23/24 11:55
705-7847-10	HAM-PT15-09-21-UNF	Water	09/21/24 10:15	09/23/24 11:55

Login Sample Receipt Checklist

Client: Geosyntec Consultants Inc

Job Number: 705-7847-1

Login Number: 7847

List Source: Eurofins Atlanta

List Number: 1

Creator: Pomuti, Carmen

Question	Answer	Comment
Radioactivity wasn't checked or is </= background as measured by a survey meter.	N/A	
The cooler's custody seal, if present, is intact.	True	
Sample custody seals, if present, are intact.	N/A	
The cooler or samples do not appear to have been compromised or tampered with.	True	
Samples were received on ice.	True	
Cooler Temperature is acceptable.	True	
Cooler Temperature is recorded.	True	
COC is present.	True	
COC is filled out in ink and legible.	True	
COC is filled out with all pertinent information.	True	
Is the Field Sampler's name present on COC?	True	
There are no discrepancies between the containers received and the COC.	True	
Samples are received within Holding Time (excluding tests with immediate HTs)	True	
Sample containers have legible labels.	True	
Containers are not broken or leaking.	True	
Sample collection date/times are provided.	True	
Appropriate sample containers are used.	True	
Sample bottles are completely filled.	True	
Sample Preservation Verified.	True	
There is sufficient vol. for all requested analyses, incl. any requested MS/MSDs	True	
Containers requiring zero headspace have no headspace or bubble is <6mm (1/4").	N/A	
Multiphasic samples are not present.	N/A	
Samples do not require splitting or compositing.	True	
Residual Chlorine Checked.	N/A	

END OF REPORT

Field Sampling Forms

Geosyntec consultants

GROUNDWATER SAMPLING LOG SHEET

Client: GP
Site: Plant Hammond
Well ID: PT-13
Total Depth (ft): 45
Depth to Water (ft): 28.70
Well Diameter (in): 2
Well Volume (gal) = $0.041d^2h$: 2.67 g
Well Volume (L) = gal * 3.785:
d = well diameter (inches); h = length of water column (feet)
Well Type: Flush Stick Up
Well Lock: Yes No
Well Cap Condition: Good Replace
Well Tag Present: Yes No

Project No.:
Location:
Pump Type/Model: Bladder
Tubing Material: Poly
Pump Intake Depth (ft): 40
Start/Stop Purge Time: 0950 / 1300
Purge Rate (mL/min): 300
Total Purge Volume (L):
Purge Method: Low-Flow Well Volume Other:
Sampling Method: Pump Discharge Other:

Sampling Date: 9/10/24
Sampler's Name: A. Akbar
Sample Collection Time: 1245
Sample Purge Rate (mL/min): 300
Sample ID: HAM-PT-13-09-10
Laboratory Analyses: Total Boron, Total As/Fe, Dissolved As/Fe
QA/QC Collected? NO
QA/QC I.D.

All sample containers requiring chemical preservation properly preserved prior to demob from well? Yes No

Time	pH (SU)	Spec. Cond. (µS/cm)	ORP (mV)	DO (mg/L)	Temp. (°C)	Turbidity (NTUs)	DTW (ft btoc)	Purge Rate (mL/min)	Purged Volume (L)	Notes (Purge method, water clarity, odor, purge rate, issues with pump/well/weather/etc.)
0958	6.77	0.00	69.8	6.85	30.75	1000+		300		
1003	6.90	751.62	53.4	8.09	20.58	1000+		300		
1033	6.65	772.10	43.8	4.18	19.98	1000+		300		
1103	6.62	772.78	34.8	3.94	20.12	1000+		300		
1133	6.58	776.34	25.1	3.56	20.20	1000+		300		
1203	6.59	778.42	22.1	3.18	20.30	1000+		300		
1233	6.56	779.86	16.3	2.64	20.38	1000+		300		Unfiltered
1248	6.56	781.46	12.3	2.69	20.48	212		300		Fe: 4x 3 mg/L, Fe^{2+}: 4x 0-0.5 mg/L
										Low Range As: 8 mg/L (10x)
										High Range As: 50 mg/L
										Filtered
										Fe: 2 mg/L, Fe^{2+}: 1.8 mg/L
										Low Range As: 4x 10 mg/L
										High Range As: 40 mg/L
Stabilizing Criteria	+/- 0.1 SU	+/- 5%		0.2 mg/L or 10% for DO > 0.5 mg/L (whichever is greater)		< 5 NTUs	< 0.3 ft	> 100 mL < 250 mL	> 3L	

Geosyntec consultants

GROUNDWATER SAMPLING LOG SHEET

Client:	GP	Project No.:		Sampling Date:	9/10/24
Site:	Plant Hammond	Location:		Samplers Name:	A. Akbari
Well ID:	PT-07	Pump Type/Model:	Bladder	Sample Collection Time:	(i) 1045 (ii) 1235
Total Depth (ft):	47.6	Tubing Material:	Poly	Sample Purge Rate (mL/min):	
Depth to Water (ft):	29.10	Pump Intake Depth (ft):	42.6	Sample ID:	HAM-PT-07-0910
Well Diameter (in):	2	Start/Stop Purge Time:	0906 / 1300	Laboratory Analyses:	Total Boron, Total As and Fe, Dissolved As/Fe
Well Volume (gal) = $0.041d^2h$:	3.0	Purge Rate (mL/min):	300		
Well Volume (L) = gal * 3.785:		Total Purge Volume (L):			
d = well diameter (inches); h = length of water column (feet)		Purge Method:	Low-Flow Well Volume Other:	QA/QC Collected?	NO
Well Type:	Flush Stick Up	Sampling Method:	Pump Discharge Other:	QA/QC I.D.	
Well Lock:	Yes No				
Well Cap Condition:	Good Replace				
Well Tag Present:	Yes No				

All sample containers requiring chemical preservation properly preserved prior to demob from well? Yes No

Time	pH (SU)	Spec. Cond. (µS/cm)	ORP (mV)	DO (mg/L)	Temp. (°C)	Turbidity (NTUs)	DTW (ft btoc)	Purge Rate (mL/min)	Purged Volume (L)	Notes (Purge method, water clarity, odor, purge rate, issues with pump/well/weather/etc.)
0914	7.04	779.73	61.1	7.02	19.69	1000+		300		(ii) → 1245 Sample
0919	7.06	766.22	57.6	6.01	20.35	1000+		300		Unfiltered
0949	7.09	744.29	57.9	6.04	21.16	1000+		300		Fe: 1.25 mg/L, Fe^{2+}: 0 mg/L
1019	7.08	750.14	59.4	6.37	20.99	1000+		300		Low Range As: 6 ug/L (10x)
1045	7.03	722.53	58.9	5.94	22.83	1000+		300		High Range As: 50 ug/L
1235	6.78	~~1093.15~~ 762.41 (AF)	29.5	5.86	20.24	101		300		Filtered
										Fe: 2 mg/L, Fe^{2+}: 0 mg/L
										Low Range As: not run
										High Range As: 10 ug/L
Stabilizing Criteria	+/- 0.1 SU	+/- 5%		0.2 mg/L or 10% for DO > 0.5 mg/L (whichever is greater)		< 5 NTUs	< 0.3 ft	> 100 mL < 250 mL	> 3L	

Geosyntec consultants

GROUNDWATER SAMPLING LOG SHEET

Client:	GP	Project No.:	Sampling Date: 9/11/2024
Site:	Plant Hammond	Location:	Samplers Name:
Well ID:	PT-07	Pump Type/Model: Bladder	Sample Collection Time: 0950(i) 1045(ii)
Total Depth (ft):	47.6	Tubing Material: Poly	Sample Purge Rate (mL/min): 300
Depth to Water (ft):	30.18	Pump Intake Depth (ft): 42.6'	Sample ID: HAM-PT-07-09-11
Well Diameter (in):	2	Start/Stop Purge Time: 0747 /	Laboratory Analyses:
Well Volume (gal) = $0.041d^2h$:	2.87	Purge Rate (mL/min): 300	
Well Volume (L) = gal * 3.785:		Total Purge Volume (L):	
d = well diameter (inches); h = length of water column (feet)		Purge Method: Low-Flow (Well Volume) Other:	QA/QC Collected? NO
Well Type: Flush Stick Up		Sampling Method: Pump Discharge Other:	QA/QC I.D.
Well Lock: Yes No			
Well Cap Condition: Good Replace		**All sample containers requiring chemical preservation properly preserved prior to demob from well?** Yes No	
Well Tag Present: Yes No			

Time	pH (SU)	Spec. Cond. (µS/cm)	ORP (mV)	DO (mg/L)	Temp. (°C)	Turbidity (NTUs)	DTW (ft btoc)	Purge Rate (mL/min)	Purged Volume (L)	Notes (Purge method, water clarity, odor, purge rate, issues with pump/well/weather/etc.)
0747	6.74	769.42	82.7	9.60	20.83	1000+		300		(i) unfiltered
0752	7.27	672.14	55.6	9.23	18.65	1000+		300		High Range As: 40 mg/L
0817	7.28	773.75	37.8	9.59	18.60	546		300		Total Fe: 4 mg/L (2x)
0847	7.22	785.38	37.3	8.43	18.78	246		300		Ferrous Fe: 0 mg/L (2x)
0917	7.22	773.75	39.6	8.29	19.07	511		300		
0947	7.22	763.62	40.1	8.03	19.24	392		300		(i) Filtered
1017	7.23	733.87	40.5	8.58	19.36	181		300		High Range As: 10 mg/L
1047	7.24	720.05	41.1	8.76	19.30	80.1		300		Total Fe: 0 mg/L
										Ferrous Fe: 0 mg/L
										(ii) unfiltered
										High Range As: 40 mg/L
										Total Fe: 1.5 mg/L (2x)
										Ferrous Fe: 0 mg/L (2x)
										(ii) Filtered
										High Range As: 30 mg/L
										Total Fe: 0 mg/L
										Ferrous Fe: 0 mg/L
Stabilizing Criteria	**+/- 0.1 SU**	**+/- 5%**		0.2 mg/L or 10% for DO > 0.5 mg/L (whichever is greater)		**< 5 NTUs**	**< 0.3 ft**	**> 100 mL < 250 mL**	**> 3L**	

Geosyntec consultants

GROUNDWATER SAMPLING LOG SHEET

Client: GP
Site: Hammond
Well ID: PT-14
Total Depth (ft): 45
Depth to Water (ft):
Well Diameter (in): 2
Well Volume (gal) = $0.041d^2h$:
Well Volume (L) = gal * 3.785:
d = well diameter (inches); h = length of water column (feet)
Well Type: (Flush) Stick Up
Well Lock: Yes (No)
Well Cap Condition: (Good) Replace
Well Tag Present: Yes No

Project No.:
Location:
Pump Type/Model: Bladder
Tubing Material: Poly
Pump Intake Depth (ft): 40
Start/Stop Purge Time: 1118
Purge Rate (mL/min):
Total Purge Volume (L):
Purge Method: Low-Flow Well Volume Other:
Sampling Method: Pump Discharge Other:

Sampling Date: 9/12/2024
Sampler's Name: A. Akbari
Sample Collection Time: 1145
Sample Purge Rate (mL/min): ~~HA.~~ 300
Sample ID: HAM-PT-14-09-12
Laboratory Analyses:
QA/QC Collected? NO
QA/QC I.D.

All sample containers requiring chemical preservation properly preserved prior to demob from well? Yes No

Time	pH (SU)	Spec. Cond. (µS/cm)	ORP (mV)	DO (mg/L)	Temp. (°C)	Turbidity (NTUs)	DTW (ft btoc)	Purge Rate (mL/min)	Purged Volume (L)	Notes (Purge method, water clarity, odor, purge rate, issues with pump/well/weather/etc.)
1120	6.91	817.72	-58.7	1.30	20.07			300		unfiltered
1125	6.72	839.73	-62.9	0.40	18.71			300		Ferrous: 2-2.5 mg/L (2x)
1130	6.68	841.49	-63.9	0.31	18.62			300		Total: 2.5-3 mg/L (2x)
1135	6.70	836.59	-65.1	0.30	18.84			300		
1140	6.68	842.17	-65.6	0.14	18.68			300		filtered
1145	6.69	843.56	-64.8	0.14	18.60	14.3		300		Ferrous: 3 mg/L (1x)
										Total: 5.5 mg/L (1x)
										Ferrous: 1.5 mg/L (2x)
										Total: 1.5 mg/L (2x)
Stabilizing Criteria	**+/- 0.1 SU**	**+/- 5%**		0.2 mg/L or 10% for DO > 0.5 mg/L (whichever is greater)		**< 5 NTUs**	**< 0.3 ft**	**> 100 mL < 250 mL**	**> 3L**	

Geosyntec consultants

GROUNDWATER SAMPLING LOG SHEET

Client: GP
Site: Hammond
Well ID: PT-07
Total Depth (ft): 47.6
Depth to Water (ft):
Well Diameter (in): 2
Well Volume (gal) = $0.041d^2h$:
Well Volume (L) = gal * 3.785:
d = well diameter (inches); h = length of water column (feet)
Well Type: Flush Stick Up
Well Lock: Yes No
Well Cap Condition: Good Replace
Well Tag Present: Yes No

Project No.:
Location:
Pump Type/Model: Bladder
Tubing Material: Poly
Pump Intake Depth (ft): 42.6
Start/Stop Purge Time: 0916 / 1050
Purge Rate (mL/min): 300
Total Purge Volume (L):
Purge Method: Low-Flow Well Volume Other:
Sampling Method: Pump Discharge Other:

Sampling Date: 9/12/2024
Sampler's Name: A. Akbari
Sample Collection Time: 1050
Sample Purge Rate (mL/min): 300
Sample ID: HAM-PT-07-09-12
Laboratory Analyses:
QA/QC Collected? NO
QA/QC I.D.

All sample containers requiring chemical preservation properly preserved prior to demob from well? Yes No

Time	pH (SU)	Spec. Cond. (µS/cm)	ORP (mV)	DO (mg/L)	Temp. (°C)	Turbidity (NTUs)	DTW (ft btoc)	Purge Rate (mL/min)	Purged Volume (L)	Notes (Purge method, water clarity, odor, purge rate, issues with pump/well/weather/etc.)
0916	7.44	725.19	65.9	10.79	20.87			300		Unfiltered
0921	7.46	694.83	54.9	11.24	18.46			300		Ferrous: 0 mg/L
0946	7.49	727.93	50.2	11.58	18.26			300		Total: 1 mg/L
1016	7.44	737.12	49.4	11.16	18.30	131		300		
1046	7.41	733.66	49.7	10.90	18.31	46.8		300		Filtered
										Ferrous 0 mg/L
										Total: 0 mg/L
Stabilizing Criteria	**+/- 0.1 SU**	**+/- 5%**		0.2 mg/L or 10% for DO > 0.5 mg/L (whichever is greater)		**< 5 NTUs**	**< 0.3 ft**	**> 100 mL < 250 mL**	**> 3L**	

Geosyntec consultants

GROUNDWATER SAMPLING LOG SHEET

Client:	GP	Project No.:	Sampling Date: 9/13/2024
Site:	Hammond	Location:	Sampler's Name: A. Akbari
Well ID:	PT-15	Pump Type/Model: Bladder	Sample Collection Time: 1130
Total Depth (ft):	45	Tubing Material: Poly	Sample Purge Rate (mL/min): 300
Depth to Water (ft):		Pump Intake Depth (ft): 40	Sample ID: HAM-PT-15-09-13
Well Diameter (in):	2	Start/Stop Purge Time: 1056/1130	Laboratory Analyses:
Well Volume (gal) = $0.041d^2h$:		Purge Rate (mL/min): 300	
Well Volume (L) = gal * 3.785:		Total Purge Volume (L):	
d = well diameter (inches); h = length of water column (feet)		Purge Method: Low-Flow Well Volume Other:	QA/QC Collected? NO
Well Type: Flush Stick Up		Sampling Method: Pump Discharge Other:	QA/QC I.D.
Well Lock: Yes No			
Well Cap Condition: Good Replace		All sample containers requiring chemical preservation properly preserved prior to demob from well? Yes No	
Well Tag Present: Yes No			

Time	pH (SU)	Spec. Cond. (µS/cm)	ORP (mV)	DO (mg/L)	Temp. (°C)	Turbidity (NTUs)	DTW (ft btoc)	Purge Rate (mL/min)	Purged Volume (L)	Notes (Purge method, water clarity, odor, purge rate, issues with pump/well/weather/etc.)
1057	6.61	707.03	40.1	3.57	20.82			300		Filtered
1102	6.68	732.89	36.0	2.26	19.27	110		300		Total Fe: 0.25 mg/L
1107	6.67	740.55	37.7	2.11	18.80	21.0		300		Ferrous: 0.1 mg/L
1117	6.68	735.68	37.5	2.04	18.83	7.56		300		High Range As: 20
1127	6.68	736.90	38.4	1.96	18.86	3.81		300		
										Unfiltered
										Total Fe: 0.25 mg/L
										Ferrous: 0 mg/L
										High Range As: 20
Stabilizing Criteria	**+/- 0.1 SU**	**+/- 5%**		0.2 mg/L or 10% for DO > 0.5 mg/L (whichever is greater)		**< 5 NTUs**	**< 0.3 ft**	**> 100 mL < 250 mL**	**> 3L**	

Geosyntec consultants

GROUNDWATER SAMPLING LOG SHEET

Client:	GP	Project No.:	Sampling Date: 9/13/2024
Site:	Hammond	Location:	Sampler's Name: A Akbari
Well ID:	PT-08	Pump Type/Model: Bladder	Sample Collection Time: 1050
Total Depth (ft):	42.2	Tubing Material: poly	Sample Purge Rate (mL/min): 300
Depth to Water (ft):		Pump Intake Depth (ft): 37.2	Sample ID: HAM-PT-08-09-13
Well Diameter (in):		Start/Stop Purge Time: 0945/1050	Laboratory Analyses:
Well Volume (gal) = $0.041d^2h$:		Purge Rate (mL/min): 300	
Well Volume (L) = gal * 3.785:		Total Purge Volume (L):	
d = well diameter (inches); h = length of water column (feet)		Purge Method: Low-Flow Well Volume Other:	QA/QC Collected? NO
Well Type: Flush Stick Up		Sampling Method: Pump Discharge Other:	QA/QC I.D.
Well Lock: Yes No			
Well Cap Condition: Good Replace		**All sample containers requiring chemical preservation properly preserved prior to demob from well?** Yes No	
Well Tag Present: Yes No			

Time	pH (SU)	Spec. Cond. (µS/cm)	ORP (mV)	DO (mg/L)	Temp. (°C)	Turbidity (NTUs)	DTW (ft btoc)	Purge Rate (mL/min)	Purged Volume (L)	Notes (Purge method, water clarity, odor, purge rate, issues with pump/well/weather/etc.)
0947	6.90	686.11	17.6	7.09	20.81			300		Filtered
0952	6.66	705.25	75.9	4.32	19.04	421		300		Ferrous: 0.25 mg/L
1017	6.58	719.46	49.2	2.34	18.81	48.7		300		Total Fe: 0.5 mg/L
1042	6.59	728.70	40.2	2.67	18.66	25.9		300		High range As: 30
										Unfiltered (#1)
										Ferrous: 0 mg/L *
										Total Fe: 0 mg/L *
										High range As: 40
										* Iron testing done 2 hours after sampling due to lightning.
Stabilizing Criteria	**+/- 0.1 SU**	**+/- 5%**		0.2 mg/L or 10% for DO > 0.5 mg/L (whichever is greater)		**< 5 NTUs**	**< 0.3 ft**	**> 100 mL < 250 mL**	**> 3L**	

Geosyntec consultants

GROUNDWATER SAMPLING LOG SHEET

Client: GP
Site: Hammond
Well ID: PT-07
Total Depth (ft): 47.6
Depth to Water (ft):
Well Diameter (in):
Well Volume (gal) = $0.041d^2h$:
Well Volume (L) = gal * 3.785:
d = well diameter (inches); h = length of water column (feet)
Well Type: Flush Stick Up
Well Lock: Yes No
Well Cap Condition: Good Replace
Well Tag Present: Yes No

Project No.:
Location:
Pump Type/Model: Bladder
Tubing Material: Poly
Pump Intake Depth (ft): 42.6
Start/Stop Purge Time: 0741 / 0845
Purge Rate (mL/min): 300
Total Purge Volume (L):
Purge Method: Low-Flow Well Volume Other:
Sampling Method: Pump Discharge Other:

Sampling Date: 9/13/2024
Sampler's Name: A. Akbari
Sample Collection Time: 0845
Sample Purge Rate (mL/min): 300
Sample ID: HAM-PT-07-09-13
Laboratory Analyses:
QA/QC Collected? NO
QA/QC I.D.

All sample containers requiring chemical preservation properly preserved prior to demob from well? Yes No

Time	pH (SU)	Spec. Cond. (µS/cm)	ORP (mV)	DO (mg/L)	Temp. (°C)	Turbidity (NTUs)	DTW (ft btoc)	Purge Rate (mL/min)	Purged Volume (L)	Notes (Purge method, water clarity, odor, purge rate, issues with pump/well/weather/etc.)
0742	7.14	691.13	43.9	8.02	21.61			300		Filtered
0747	6.76	758.29	55.9	4.51	18.96			300		Ferrous: 0 mg/L
0817	6.73	771.20	43.7	4.15	18.80	79.0		300		Total Fe: 0 mg/L
0842	6.72	768.04	45.0	3.98	18.79	20.3		300		High Range As: 10-20
										Unfiltered
										Ferrous: 0 mg/L
										Total Fe: 0.5 mg/L
										High Range As: 20
Stabilizing Criteria	**+/- 0.1 SU**	**+/- 5%**		0.2 mg/L or 10% for DO > 0.5 mg/L (whichever is greater)		**< 5 NTUs**	**< 0.3 ft**	**> 100 mL < 250 mL**	**> 3L**	

Geosyntec consultants

GROUNDWATER SAMPLING LOG SHEET

Client: GP
Site: Hammond
Well ID: PT-14
Total Depth (ft):
Depth to Water (ft):
Well Diameter (in): 2
Well Volume (gal) = $0.041d^2h$:
Well Volume (L) = gal * 3.785:
d = well diameter (inches); h = length of water column (feet)
Well Type: Flush Stick Up
Well Lock: Yes No
Well Cap Condition: Good Replace
Well Tag Present: Yes No

Project No.:
Location:
Pump Type/Model: Bladder
Tubing Material: Poly
Pump Intake Depth (ft):
Start/Stop Purge Time: 0750 / 0930
Purge Rate (mL/min): 160
Total Purge Volume (L):
Purge Method: Low-Flow Well Volume Other:
Sampling Method: Pump Discharge Other:

Sampling Date: 9/13/2024
Sampler's Name: A. Aitken
Sample Collection Time: 0930
Sample Purge Rate (mL/min): 160
Sample ID: HAM-PT-14-09-13
Laboratory Analyses:
QA/QC Collected? NO
QA/QC I.D.

All sample containers requiring chemical preservation properly preserved prior to demob from well? Yes No

Time	pH (SU)	Spec. Cond. (µS/cm)	ORP (mV)	DO (mg/L)	Temp. (°C)	Turbidity (NTUs)	DTW (ft btoc)	Purge Rate (mL/min)	Purged Volume (L)	Notes (Purge method, water clarity, odor, purge rate, issues with pump/well/weather/etc.)
0753	6.81	822.94	-45.0	8.74	22.62			160		Filtered
0758	6.71	830.28	-65.1	2.49	21.10			160		Total Fe: 4.5 (x2)
0823	6.74	840.79	-71.2	1.17	19.42	726		160		Ferrous Fe: 2.25 (x2)
0853	6.76	848.84	-81.0	1.16	18.93	120		160		High Range As: 80-100
0923	6.77	852.73	-81.4	0.73	18.79	47.9		160		
0930	6.77	853.32	-84.5	0.59	18.79	38.8		160		
										unfiltered
										Total Fe: 2.5 (x5)
										Ferrous Fe: 1.5 (x5)
										High Range As: 100-150
Stabilizing Criteria	**+/- 0.1 SU**	**+/- 5%**		0.2 mg/L or 10% for DO > 0.5 mg/L (whichever is greater)		**< 5 NTUs**	**< 0.3 ft**	**> 100 mL < 250 mL**	**> 3L**	

Geosyntec consultants

GROUNDWATER SAMPLING LOG SHEET

Client:	GP	Project No.:	Sampling Date: 9/13/2024
Site:	Hammond	Location:	Sampler's Name: A. Akbari
Well ID:	PT-13	Pump Type/Model: Bladder	Sample Collection Time: 1615
Total Depth (ft):	45	Tubing Material: poly	Sample Purge Rate (mL/min): 300
Depth to Water (ft):		Pump Intake Depth (ft): 40	Sample ID: HAM-PT-13-09-13
Well Diameter (in):		Start/Stop Purge Time: 0921 / 1615	Laboratory Analyses:
Well Volume (gal) = $0.041d^2h$:		Purge Rate (mL/min): 300	
Well Volume (L) = gal * 3.785:		Total Purge Volume (L):	
d = well diameter (inches); h = length of water column (feet)		Purge Method: Low-Flow Well Volume Other:	QA/QC Collected? NO
Well Type: Flush Stick Up		Sampling Method: Pump Discharge Other:	QA/QC I.D.
Well Lock: Yes No			
Well Cap Condition: Good Replace		All sample containers requiring chemical preservation properly preserved prior to demob from well? Yes No	
Well Tag Present: Yes No			

Time	pH (SU)	Spec. Cond. (µS/cm)	ORP (mV)	DO (mg/L)	Temp. (°C)	Turbidity (NTUs)	DTW (ft btoc)	Purge Rate (mL/min)	Purged Volume (L)	Notes (Purge method, water clarity, odor, purge rate, issues with pump/well/weather/etc.)
0922	6.94	787.15	51.5	7.72	20.52	over range		300		Filtered
0952	6.63	780.62	41.7	5.79	18.98	overrange		300		Total: 2 mg/L
1022	6.62	777.48	34.1	5.50	18.99			300		Ferrous 1.75 mg/L
1122	6.58	768.29	28.9	4.84	19.07	486		300		High Range As: 5-10
1222	6.57	760.86	30.8	3.94	19.18	413		300		
1322	no	reading	as	iPad	died	231				
1424	6.55	761.36	25.9	2.97	19.28	185		300		Unfiltered
1524	6.54	763.61	21.8	2.66	19.69	141		300		Total: 2.5 mg/L
1615	6.55	765.18	28.6	2.69	19.85	44.3		300		Ferrous 1.5 mg/L
										High Range As: 10-20
Stabilizing Criteria	+/- 0.1 SU	+/- 5%		0.2 mg/L or 10% for DO > 0.5 mg/L (whichever is greater)		< 5 NTUs	< 0.3 ft	> 100 mL < 250 mL	> 3L	

Geosyntec consultants

GROUNDWATER SAMPLING LOG SHEET

Client: SCS
Site: AP-1
Well ID: PT-14
Total Depth (ft): 45
Depth to Water (ft): 28.51
Well Diameter (in): 2
Well Volume (gal) = $0.041d^2h$: 2.7
Well Volume (L) = gal * 3.785: 6.49
d = well diameter (inches); h = length of water column (feet)

Well Type: (Flush) Stick Up
Well Lock: Yes (No)
Well Cap Condition: (Good) Replace
Well Tag Present: Yes (No)

Project No.: GW6581G
Location: GP plant Hammond
Pump Type/Model: Bladder
Tubing Material: polyethylene
Pump Intake Depth (ft): 40
Start/Stop Purge Time: 835/
Purge Rate (mL/min): 300
Total Purge Volume (L): 27
Purge Method: (Low-Flow) Well Volume Other: —
Sampling Method: Pump Discharge Other: —

Sampling Date: 9/20/24
Sampler's Name: J. Newsome
Sample Collection Time: 1005
Sample Purge Rate (mL/min): 300
Sample ID: HAM-PT-14-FIL; UNF
Laboratory Analyses: Metals
QA/QC Collected? No
QA/QC I.D. —

All sample containers requiring chemical preservation properly preserved prior to demob from well? (Yes) No

Time	pH (SU)	Spec. Cond. (µS/cm)	ORP (mV)	DO (mg/L)	Temp. (°C)	Turbidity (NTUs)	DTW (ft btoc)	Purge Rate (mL/min)	Purged Volume (L)	Notes (Purge method, water clarity, odor, purge rate, issues with pump/well/weather/etc.)
									Ø	
840	6.53	668.83	-11.5	0.75	20.43	5.12	28.51	300	3	
850	6.52	678.57	-31.5	0.46	20.41	4.84	28.51	300	6	
900	6.52	683.58	-38.2	0.46	20.43		28.51	300	9	
910	6.52	688.88	-44.6	0.42	20.43		28.51	300	12	continuing purge in hopes
920	6.53	691.66	-49.1	0.33	20.48		28.51	300	15	of seeing signs of injectant
930	6.53	696.87	-52.4	0.33	20.53	2.35	28.51	300	18	
940	6.53	697.52	-54.7	0.25	20.52		28.51	300	21	
950	6.53	699.58	-57.5	0.21	20.61		28.51	300	24	Fe = 12 mg/L
1000	6.54	701.69	-59.7	0.20	20.66		28.51	300	27	grab sample
1005										
							JN	9/20/24		Field Fe = 2.0 mg/L
										Fe^{2+} = 20 mg/L
										As high range = 5.0 ppb
										As low = 7.5
Stabilizing Criteria	+/- 0.1 SU	+/- 5%		0.2 mg/L or 10% for DO > 0.5 mg/L (whichever is greater)		< 5 NTUs	< 0.3 ft	> 100 mL < 250 mL	> 3L	

Geosyntec consultants

GROUNDWATER SAMPLING LOG SHEET

Client: SCS
Site: AP-1
Well ID: PT-07
Total Depth (ft): 45.72
Depth to Water (ft):
Well Diameter (in): 2
Well Volume (gal) = 0.041d²h:
Well Volume (L) = gal * 3.785:
d = well diameter (inches); h = length of water column (feet)
Well Type: (Flush) Stick Up
Well Lock: Yes (No)
Well Cap Condition: (Good) Replace
Well Tag Present: Yes (No)

Project No.: GW4581G
Location: Plant Hammond
Pump Type/Model: Bladder
Tubing Material: poly
Pump Intake Depth (ft): 40
Start/Stop Purge Time: 1029/1145
Purge Rate (mL/min): 200
Total Purge Volume (L): 12
Purge Method: (Low-Flow) Well Volume Other: —
Sampling Method: (Pump Discharge) Other: —

Sampling Date: 9/21/24
Sampler's Name: J. Newsome
Sample Collection Time: 1145
Sample Purge Rate (mL/min): 200
Sample ID: HM-PT-07-FIL HM-PT-07-UNF
Laboratory Analyses: Metals
QA/QC Collected? No
QA/QC I.D. —

All sample containers requiring chemical preservation properly preserved prior to demob from well? (Yes) No

Time	pH (SU)	Spec. Cond. (µS/cm)	ORP (mV)	DO (mg/L)	Temp. (°C)	Turbidity (NTUs)	DTW (ft btoc)	Purge Rate (mL/min)	Purged Volume (L)	Notes (Purge method, water clarity, odor, purge rate, issues with pump/well/weather/etc.)
1029			60.8							pre purge
1034	6.95	621.63	67.3	6.73	22.15	119		200	1	
1044	6.86	624.40	62.3	6.51	22.31	33.0		200	2	
1054	6.87	620.37	75.2	6.45	22.19	17.4		200	4	
1104	6.86	620.30	62.8	6.27	22.33	13.1		200	6	
1124	6.86	621.88	63.2	6.17	22.45	10.4		200	10	
1134	6.85	620.75	62.4	6.09	22.55	7.01		200	12	
1145										grab sample
										Fe = Ø
										Fe2+ = Ø
										As(L): 2x 7=14 PPb
Stabilizing Criteria	+/- 0.1 SU	+/- 5%		0.2 mg/L or 10% for DO > 0.5 mg/L (whichever is greater)		< 5 NTUs	< 0.3 ft	> 100 mL < 250 mL	> 3L	

JN 9/21/24

Geosyntec consultants

GROUNDWATER SAMPLING LOG SHEET

Client:	SCS	Project No.:	GW6581G	Sampling Date:	9/21/24
Site:	40-1	Location:	GW Plant Hammond	Sampler's Name:	J. Newsome
Well ID:	PT-08	Pump Type/Model:	Bladder	Sample Collection Time:	1430
Total Depth (ft):	45	Tubing Material:	poly	Sample Purge Rate (mL/min):	200
Depth to Water (ft):		Pump Intake Depth (ft):	40	Sample ID:	HAM-PT-08-FIL HAM-PT-08-UNF
Well Diameter (in):	2	Start/Stop Purge Time:	1155 /	Laboratory Analyses:	Metals
Well Volume (gal) = $0.041d^2h$:		Purge Rate (mL/min):	300		
Well Volume (L) = gal * 3.785:		Total Purge Volume (L):			
d = well diameter (inches); h = length of water column (feet)		Purge Method:	Low-Flow Well Volume Other:	QA/QC Collected?	No
Well Type:	Flush St.ck Up	Sampling Method:	Pump Discharge Other:	QA/QC I.D.	
Well Lock:	Yes No				
Well Cap Condition:	Good Replace	All sample containers requiring chemical preservation properly preserved prior to demob from well?	Yes No		
Well Tag Present:	Yes No				

Time	pH (SU)	Spec. Cond. (µS/cm)	ORP (mV)	DO (mg/L)	Temp. (°C)	Turbidity (NTUs)	DTW (ft btoc)	Purge Rate (mL/min)	Purged Volume (L)	Notes (Purge method, water clarity, odor, purge rate, issues with pump/well/weather/etc.)
1155										pre purge
1200	6.75	595.02	69.1	6.97	22.48	+++ +		300	1	
1210	6.64	598.23	99.5	6.45	21.55	751			3	
1220	6.60	608.33	100.1	5.53	21.73	350			5	
1230	6.59	620.08	97.0	4.71	21.60	188			7	
1240 50	6.56	631.48	89.6	3.82	21.86	145			11	
1300	6.54	637.36	83.6	3.55	22.04	~~130~~ 123			13	
1310	6.56	637.39	65.4	3.06	22.10	917			15	
1320	6.56	644.73	70.9	3.15	21.95	58.6				FIL UNF
1330	6.56	649.07	63.0	2.98	22.13	30.1				Fe X 0.25 mg/L
1340	6.56	648.45	58.2	2.99	22.35	28.0				Fe^{2+} X 0.01 mg/L
1350	6.56	650.64	45.1	2.92	22.40	25.9				As 2x10=20 mg/L
1400	6.56	652.13	42.3	2.77	22.56	~~5.1~~ RPD				4x6=24
1410	6.56	654.15	38.0	2.69	22.55	15.1				
1420	6.57	652.53	35.3	2.65	22.35	10.4				
1430		Sampled								
Stabilizing Criteria	**+/- 0.1 SU**	**+/- 5%**		0.2 mg/L or 10% for DO > 0.5 mg/L (whichever is greater)		**< 5 NTUs**	**< 0.3 ft**	**> 100 mL < 250 mL**	**> 3L**	

Geosyntec consultants

GROUNDWATER SAMPLING LOG SHEET

Client:	Hammond	Project No.:		Sampling Date:	9/21/2024
Site:	AP-1	Location:	AP-1	Sampler's Name:	A Tomlinson
Well ID:	PT-13	Pump Type/Model:	Bladder	Sample Collection Time:	1600
Total Depth (ft):	45	Tubing Material:	Poly	Sample Purge Rate (mL/min):	200
Depth to Water (ft):	~~28.56~~ (APT) 26.56 ft	Pump Intake Depth (ft):	40	Sample ID:	HAM-PT-13-09-24
Well Diameter (in):	2	Start/Stop Purge Time:	0845/	Laboratory Analyses:	
Well Volume (gal) = $0.041d^2h$:		Purge Rate (mL/min):	300		
Well Volume (L) = gal * 3.785:		Total Purge Volume (L):			

d = well diameter (inches); h = length of water column (feet)

Purge Method: Low-Flow Well Volume Other:

Sampling Method: Pump Discharge Other:

QA/QC Collected? NO

QA/QC I.D. —

Well Type: (Flush) Stick Up

Well Lock: Yes (No)

Well Cap Condition: (Good) Replace

Well Tag Present: Yes No

All sample containers requiring chemical preservation properly preserved prior to demob from well? Yes No

Time	pH (SU)	Spec. Cond. (µS/cm)	ORP (mV)	DO (mg/L)	Temp. (°C)	Turbidity (NTUs)	DTW (ft btoc)	Purge Rate (mL/min)	Purged Volume (L)	Notes (Purge method, water clarity, odor, purge rate, issues with pump/well/weather/etc.)
0855	6.54	692.71	52.4	6.99	20.91	++++		300		
0900	6.54	693.43	71.6	7.16	20.96	++++		300		reset stabilizing criteria
0927	6.55	660.57	40.9	7.68	20.67	++++		300		
0957	6.54	653.60	23.0	7.75	20.78	804		300		
1027	6.55	649.39	15.7	7.86	20.92	325		300		
1057	6.56	648.64	12.2	7.70	21.01	237		300		
1127	6.57	651.98	12.7	7.52	21.19	203		300		
1157	6.51	654.60	13.7	6.45	21.27	427		300		
1227	6.50	654.40	11.1	6.00	21.27	188		300		
1257	6.52	658.17	12.7	6.13	21.40	391		300		
1327	6.51	658.10	13.4	6.19	21.35	576		300		
1357	6.53	658.36	11.8	6.33	21.45	235		300		
1427	6.53	659.88	6.3	5.80	21.44	108		300		
1457	6.54	658.89	3.3	5.42	21.54	91.1		300		
1527	6.50	659.00	3.2	4.88	21.49	40.0		300		
1557						23.7		300		
1600					sampled					
Stabilizing Criteria	+/- 0.1 SU	+/- 5%		0.2 mg/L or 10% for DO > 0.5 mg/L (whichever is greater)		< 5 NTUs	< 0.3 ft	> 100 mL < 250 mL	> 3L	

UNF
Fe 2x1=2 mg/L
Fe^{2+} 1x1=1
As 2x4.5=9.0

Geosyntec consultants

GROUNDWATER SAMPLING LOG SHEET

Client:
Site:
Well ID: PT-14
Total Depth (ft): 45
Depth to Water (ft):
Well Diameter (in):
Well Volume (gal) = $0.041d^2h$:
Well Volume (L) = gal * 3.785:
d = well diameter (inches); h = length of water column (feet)

Well Type: Flush Stick Up
Well Lock: Yes No
Well Cap Condition: Good Replace
Well Tag Present: Yes No

Project No.:
Location:
Pump Type/Model: Bladder
Tubing Material: poly
Pump Intake Depth (ft): 40
Start/Stop Purge Time: 1447
Purge Rate (mL/min): 300
Total Purge Volume (L):
Purge Method: Low-Flow Well Volume Other: —
Sampling Method: Pump Discharge Other: —

Sampling Date: 9/21/2024
Sampler's Name: A Tomlinson
Sample Collection Time: 1545
Sample Purge Rate (mL/min): 300
Sample ID: HAM-PT-14
Laboratory Analyses: metals
QA/QC Collected? —
QA/QC I.D. —

All sample containers requiring chemical preservation properly preserved prior to demob from well? Yes No

Time	pH (SU)	Spec. Cond. (µS/cm)	ORP (mV)	DO (mg/L)	Temp. (°C)	Turbidity (NTUs)	DTW (ft btoc)	Purge Rate (mL/min)	Purged Volume (L)	Notes (Purge method, water clarity, odor, purge rate, issues with pump/well/weather/etc.)
1447	7.04	0.77	51.4	7.04	34.08	~~19~~ ABS		300		> water not flowing through cell
1452	7.14	0.64	65.7	6.59	37.80	13		300		
1502	6.64	753.60	-84.2	0.12	22.17	—		300		
1512	6.62	756.15	-86.4	0.08	21.86	—		300		
1522	6.62	757.17	-88.5	0.05	21.86	—		300		
1532	6.63	758.64	-89.6	0.04	21.59	~~3.46~~ ABS		300		
1542	6.63	765.51	-91.0	.03	21.77	3.46		300		
										UNF
										Fe 1x(3-3.5) = 3.25 mg/L
										Fe^{2+} 1x3 = 3.0
										AS 5x2.0 = 10 ppb
										FIL
										AS 4x2.0 = 8 ppb
Stabilizing Criteria	**+/- 0.1 SU**	**+/- 5%**		0.2 mg/L or 10% for DO > 0.5 mg/L (whichever is greater)		**< 5 NTUs**	**< 0.3 ft**	**> 100 mL < 250 mL**	**> 3L**	

Geosyntec consultants

GROUNDWATER SAMPLING LOG SHEET

Client: SCS
Site: ~~#~~ AP-1
Well ID: PT-15
Total Depth (ft): 45
Depth to Water (ft): ~~30~~ 27.14
Well Diameter (in): 2
Well Volume (gal) = $0.041d^2h$: 2.93
Well Volume (L) = gal * 3.785: 11.09
d = well diameter (inches); h = length of water column (feet)
Well Type: [✓ Flush] Stick Up
Well Lock: Yes [✓ No]
Well Cap Condition: [✓ Good] Replace
Well Tag Present: Yes [✓ No]

Project No.: GW6581G
Location: Plant Hammond
Pump Type/Model: Bladder
Tubing Material: poly
Pump Intake Depth (ft): 400
Start/Stop Purge Time: 935/1010
Purge Rate (mL/min): 200
Total Purge Volume (L): 6
Purge Method: [✓ Low-Flow] Well Volume Other:
Sampling Method: [✓ Pump Discharge] Other:

Sampling Date: 9/21/24
Sampler's Name: J. Newsome
Sample Collection Time: 1015
Sample Purge Rate (mL/min): 200
Sample ID: HAM-~~FIL~~ PT-15-DNF
Laboratory Analyses: Metals
QA/QC Collected? No
QA/QC I.D.

All sample containers requiring chemical preservation properly preserved prior to demob from well? [✓ Yes] No

Time	pH (SU)	Spec. Cond. (µS/cm)	ORP (mV)	DO (mg/L)	Temp. (°C)	Turbidity (NTUs)	DTW (ft btoc)	Purge Rate (mL/min)	Purged Volume (L)	Notes (Purge method, water clarity, odor, purge rate, issues with pump/well/weather/etc.)
935										pre purge five min
940	6.80	652.60	75.0	3.16	20.08	228	27.14	200	1	
~~9~~45	6.77	644.86	39.4	3.16	19.84	45.2		200	2	
950	6.76	643.29	28.1	3.13	19.77			200	3	
1000	6.75	644.16	27.1	3.06	19.74	16.3		200	4	
1005	6.75	646.59	27.2	3.10	19.71	6.39		200	5	
1010	6.75	646.59	27.2	3.10	19.71	4.40		200	6	
1015										grab sample
Stabilizing Criteria	+/- 0.1 SU	+/- 5%		0.2 mg/L or 10% for DO > 0.5 mg/L (whichever is greater)		< 5 NTUs	< 0.3 ft	> 100 mL < 250 mL	> 3L	

	FIL	VNF
Fe	0	0.6mg
AS	10/12	10/12 Mg*
Fe2+	0	0

As(H): 10 ppb (5-20)
As(L) ÷ 3x4 = 12 ppb

9/21/24

Calibration Forms

Site Name: Plant Hammond

Field Instrumentation Calibration Form

Date: 9/9/2024

Calibrated By: A. Akbari

Field Conditions: 74°F, Sunny

Instrument	Manufactuer/ Model	Serial Number
Water Quality Meter	AQUA TROLL 400	850751
Turbidity Meter		

1118075

Calibration Standard Information				
Parameter	Standard	Lot #	Date of Expiration	Brand
Specific Conductance (µS/cm)	4,490	24010943	5/2025	MR AUTO CAL
pH (SU)	4.00	24010943	5/2025	MR AUTO CAL
pH (SU)	7.00	24004517	12/2024	MR
pH (SU)	10.00	24000085	12/2024	MR
D.O. (%)	N/A			
ORP (mV)	228.0	24006903	12/2024	MR

Calibration					
Time Start		Time Finish			
Parameter	Standard	Calibration Value	Calibration Solution Temperature (°C)	Acceptance Criteria	Reference
Specific Conductance (µS/cm)	4,490	4291.7	23.93	± 10% of standard	EPA 2023
pH (SU)	4.00	4.04	24.06	± 0.1	GWMP
pH (SU)	7.00	7.02	23.93	± 0.1	GWMP
pH (SU)	10.00	10.01	23.64	± 0.1	GWMP
D.O. (%)	N/A	100.52%	23.21	± 10%	NA
ORP (mV)	228.0	227.0	23.25	± 10	EPA 2023

	Standard	Calibration Value	Acceptance Criteria	Reference
Turbidity (NTU)			± 10% of standard	EPA 2023

Calibration Check					
Time Start		Time Finish			
Parameter	Standard	Calibration Value	Calibration Solution Temperature (°C)	Acceptance Criteria	Reference
Specific Conductance (µS/cm)	4,490			± 10% of standard	EPA 2023
pH (SU)	4.00			± 0.1	GWMP
pH (SU)	7.00			± 0.1	GWMP
pH (SU)	10.00			± 0.1	GWMP

	Standard	Calibration Value	Acceptance Criteria	Reference
Turbidity (NTU)			± 10% of standard	EPA 2023

Notes:

Site Name: Plant Hammond

Field Instrumentation Calibration Form

Date: 9/9/2024

Calibrated By: A. Tomlinson

Field Conditions: 72°F, sunny

Instrument	Manufactuer/ Model	Serial Number
Water Quality Meter	Aqua TROLL 400	1079634
Turbidity Meter		

1119364 → 21080307

Calibration Standard Information				
Parameter	Standard	Lot #	Date of Expiration	Brand
Specific Conductance (µS/cm)	4,490	24010943	5/2025	AIR AUTOCAL
pH (SU)	4.00	24010943	5/2025	AIR AUTOCAL
pH (SU)	7.00	24004517	12/2024	AIR
pH (SU)	10.00	24000085	12/2024	AIR
D.O. (%)	N/A			
ORP (mV)	228.0	24006908	12/2024	AIR

Calibration					
Time Start 1055		Time Finish 1110			
Parameter	Standard	Calibration Value	Calibration Solution Temperature (°C)	Acceptance Criteria	Reference
Specific Conductance (µS/cm)	4,490	4486.6	23.51	± 10% of standard	EPA 2023
pH (SU)	4.00	4.04	23.75	± 0.1	GWMP
pH (SU)	7.00	7.05	23.80	± 0.1	GWMP
pH (SU)	10.00	10.01	23.44	± 0.1	GWMP
D.O. (%)	N/A	108.74%	24.33	± 10%	NA
ORP (mV)	228.0	227.1	23.88	± 10	EPA 2023

	Standard	Calibration Value	Acceptance Criteria	Reference
Turbidity (NTU)			± 10% of standard	EPA 2023

Calibration Check					
Time Start		Time Finish			
Parameter	Standard	Calibration Value	Calibration Solution Temperature (°C)	Acceptance Criteria	Reference
Specific Conductance (µS/cm)	4,490			± 10% of standard	EPA 2023
pH (SU)	4.00			± 0.1	GWMP
pH (SU)	7.00			± 0.1	GWMP
pH (SU)	10.00			± 0.1	GWMP

	Standard	Calibration Value	Acceptance Criteria	Reference
Turbidity (NTU)			± 10% of standard	EPA 2023

Notes:

Site Name:_____

Field Instrumentation Calibration Form

Date: 9/10/24

Calibrated By: A. Tammen

Field Conditions: 64°F, sunny

Instrument	Manufactuer/ Model	Serial Number
Water Quality Meter		
Turbidity Meter	Hach 2100Q	23601D000344

Calibration Standard Information				
Parameter	**Standard**	**Lot #**	**Date of Expiration**	**Brand**
Specific Conductance (µS/cm)	4,490			
pH (SU)	4.00			
pH (SU)	7.00			
pH (SU)	10.00			
D.O. (%)	N/A			
ORP (mV)	228.0			

Calibration					
Time Start 0915		**Time Finish**			
Parameter	**Standard**	**Calibration Value**	**Calibration Solution Temperature (°C)**	**Acceptance Criteria**	**Reference**
Specific Conductance (µS/cm)	4,490			± 10% of standard	EPA 2023
pH (SU)	4.00			± 0.1	GWMP
pH (SU)	7.00			± 0.1	GWMP
pH (SU)	10.00			± 0.1	GWMP
D.O. (%)	N/A			± 10%	NA
ORP (mV)	228.0			± 10	EPA 2023

	Standard	Calibration Value	Acceptance Criteria	Reference
Turbidity (NTU)	20	19.6	± 10% of standard	EPA 2023
	100	111		
	800	823		
	10	10.5		

Calibration Check					
Time Start		**Time Finish**			
Parameter	**Standard**	**Calibration Value**	**Calibration Solution Temperature (°C)**	**Acceptance Criteria**	**Reference**
Specific Conductance (µS/cm)	4,490			± 10% of standard	EPA 2023
pH (SU)	4.00			± 0.1	GWMP
pH (SU)	7.00			± 0.1	GWMP
pH (SU)	10.00			± 0.1	GWMP

	Standard	Calibration Value	Acceptance Criteria	Reference
Turbidity (NTU)			± 10% of standard	EPA 2023

Notes:

Site Name: Plant Hammond

Calibrated By: J. Newsom

Field Instrumentation Calibration Form

Date: 9/16/24

Field Conditions: Sunny, 80F

Instrument	Manufactuer/ Model	Serial Number
Water Quality Meter	Aquaprobe	168037
Turbidity Meter		

Calibration Standard Information				
Parameter	Standard	Lot #	Date of Expiration	Brand
Specific Conductance (µS/cm)	4,490	24 010943	5/2025	AR
pH (SU)	4.00	"	"	
pH (SU)	7.00	24 004817	12/2024	
pH (SU)	10.00	24 0000 85	12/2024	
D.O. (%)	N/A			
ORP (mV)	228.0	24 004905	12/2024	AR

Calibration					
Time Start		Time Finish			
Parameter	Standard	Calibration Value	Calibration Solution Temperature (°C)	Acceptance Criteria	Reference
Specific Conductance (µS/cm)	4,490	4490	29.81	± 10% of standard	EPA 2023
pH (SU)	4.00	4.00	29.76	± 0.1	GWMP
pH (SU)	7.00	7.00	28.71	± 0.1	GWMP
pH (SU)	10.00	10.01	27.44	± 0.1	GWMP
D.O. (%)	N/A	100	28.75	± 10%	NA
ORP (mV)	228.0	228.0	28.74	± 10	EPA 2023

	Standard	Calibration Value	Acceptance Criteria	Reference
Turbidity (NTU)			± 10% of standard	EPA 2023

Calibration Check					
Time Start		Time Finish			
Parameter	Standard	Calibration Value	Calibration Solution Temperature (°C)	Acceptance Criteria	Reference
Specific Conductance (µS/cm)	4,490			± 10% of standard	EPA 2023
pH (SU)	4.00			± 0.1	GWMP
pH (SU)	7.00			± 0.1	GWMP
pH (SU)	10.00			± 0.1	GWMP

	Standard	Calibration Value	Acceptance Criteria	Reference
Turbidity (NTU)			± 10% of standard	EPA 2023

Notes:

Site Name: GP Plant Hammond

Field Instrumentation Calibration Form

Date: 4/19/24

Calibrated By: J. Newsom

Field Conditions: Clear, 70F

Instrument	Manufactuer/ Model	Serial Number
Water Quality Meter	Aquatroll	9616105
Turbidity Meter		

Calibration Standard Information				
Parameter	Standard	Lot #	Date of Expiration	Brand
Specific Conductance (µS/cm)	4,490	24010943	05/2025	AIR
pH (SU)	4.00	"	"	"
pH (SU)	7.00	24004517	12/2024	"
pH (SU)	10.00	24000085	12/2024	"
D.O. (%)	N/A			
ORP (mV)	228.0	24006903	12/2024	AIR

Calibration					
Time Start		Time Finish			
Parameter	Standard	Calibration Value	Calibration Solution Temperature (°C)	Acceptance Criteria	Reference
Specific Conductance (µS/cm)	4,490	4490	21.55	± 10% of standard	EPA 2023
pH (SU)	4.00	4.06	21.73	± 0.1	GWMP
pH (SU)	7.00	7.00	22.13	± 0.1	GWMP
pH (SU)	10.00	10.00	22.15	± 0.1	GWMP
D.O. (%)	N/A	100	21.41	± 10%	NA
ORP (mV)	228.0	228.0	21.54	± 10	EPA 2023

	Standard	Calibration Value	Acceptance Criteria	Reference
Turbidity (NTU)			± 10% of standard	EPA 2023

Calibration Check					
Time Start		Time Finish			
Parameter	Standard	Calibration Value	Calibration Solution Temperature (°C)	Acceptance Criteria	Reference
Specific Conductance (µS/cm)	4,490			± 10% of standard	EPA 2023
pH (SU)	4.00			± 0.1	GWMP
pH (SU)	7.00			± 0.1	GWMP
pH (SU)	10.00			± 0.1	GWMP

	Standard	Calibration Value	Acceptance Criteria	Reference
Turbidity (NTU)			± 10% of standard	EPA 2023

Notes:

Site Name: GP Plant Hammond

Calibrated By: J. Newsome

Field Instrumentation Calibration Form

Date: 9/19/24

Field Conditions: Sunny, 90F

Instrument	Manufactuer/ Model	Serial Number
Water Quality Meter	Aquatrol	1080307
Turbidity Meter		

Calibration Standard Information				
Parameter	Standard	Lot #	Date of Expiration	Brand
Specific Conductance (µS/cm)	4,490	24010943	05/2025	Aqua
pH (SU)	4.00	"	"	
pH (SU)	7.00	24004517	12/2024	
pH (SU)	10.00	24000985	12/2024	
D.O. (%)	N/A			
ORP (mV)	228.0	24000903	12/2024	Air

Calibration					
Time Start		Time Finish			
Parameter	Standard	Calibration Value	Calibration Solution Temperature (°C)	Acceptance Criteria	Reference
Specific Conductance (µS/cm)	4,490	4490	21.54	± 10% of standard	EPA 2023
pH (SU)	4.00	4.00	21.84	± 0.1	GWMP
pH (SU)	7.00	7.00	21.13	± 0.1	GWMP
pH (SU)	10.00	10.00	22.20	± 0.1	GWMP
D.O. (%)	N/A	100	70.165	± 10%	NA
ORP (mV)	228.0	228.0	21.89	± 10	EPA 2023

	Standard	Calibration Value	Acceptance Criteria	Reference
Turbidity (NTU)			± 10% of standard	EPA 2023

Calibration Check					
Time Start		Time Finish			
Parameter	Standard	Calibration Value	Calibration Solution Temperature (°C)	Acceptance Criteria	Reference
Specific Conductance (µS/cm)	4,490			± 10% of standard	EPA 2023
pH (SU)	4.00			± 0.1	GWMP
pH (SU)	7.00			± 0.1	GWMP
pH (SU)	10.00			± 0.1	GWMP

	Standard	Calibration Value	Acceptance Criteria	Reference
Turbidity (NTU)			± 10% of standard	EPA 2023

Notes:

APPENDIX E

Post-injection Performance Monitoring Groundwater Analytical Laboratory Results and Field Sampling Forms

Laboratory Analytical Reports

Pace Analytical Services, LLC
9800 Kincey Ave. Suite 100
Huntersville, NC 28078
(704)875-9092

August 19, 2024

Kristen Jurinko
Southern Company
241 Ralph McGill Blvd NE
Bin 10160
Atlanta, GA 30308

RE: Project: Hammond AP-1 (CA)
Pace Project No.: 92745452

Dear Kristen Jurinko:

Enclosed are the analytical results for sample(s) received by the laboratory on August 02, 2024. The results relate only to the samples included in this report. Results reported herein conform to the applicable TNI/NELAC Standards and the laboratory's Quality Manual, where applicable, unless otherwise noted in the body of the report.

The test results provided in this final report were generated by each of the following laboratories within the Pace Network:

- Pace Analytical Services - Asheville
- Pace Analytical Services - Peachtree Corners, GA

If you have any questions concerning this report, please feel free to contact me.

Sincerely,

Bonnie Vang

Bonnie Vang
bonnie.vang@pacelabs.com
704-977-0968
Project Manager

Enclosures

cc: Kip Gray, Geosyntec
Christine Hug, Geosyntec Consultants, Inc.
Thomas Kessler, Geosyntec Consultants
Whitney Law, Geosyntec Consultants
Laura Midkiff, Southern Company
Caroline Nelson, Geosyntec Consultants, Inc
Jamie Newsome, Geosyntec Consultants
Zain Webb, Geosyntec Consultants

REPORT OF LABORATORY ANALYSIS

This report shall not be reproduced, except in full,
without the written consent of Pace Analytical Services, LLC.

Pace Analytical Services, LLC
9800 Kincey Ave. Suite 100
Huntersville, NC 28078
(704)875-9092

CERTIFICATIONS

Project:	Hammond AP-1 (CA)
Pace Project No.:	92745452

Pace Analytical Services Asheville

2225 Riverside Drive, Asheville, NC 28804
Florida/NELAP Certification #: E87648
North Carolina Drinking Water Certification #: 37712
North Carolina Wastewater Certification #: 40
South Carolina Laboratory ID: 99030
South Carolina Certification #: 99030001
Virginia/VELAP Certification #: 460222

Pace Analytical Services Peachtree Corners

110 Technology Pkwy, Peachtree Corners, GA 30092
Florida DOH Certification #: E87315
Georgia DW Inorganics Certification #: 812
North Carolina Certification #: 381
South Carolina Certification #: 98011001
Virginia Certification #: 460204

This report shall not be reproduced, except in full,
without the written consent of Pace Analytical Services, LLC.

Pace Analytical Services, LLC
9800 Kincey Ave. Suite 100
Huntersville, NC 28078
(704)875-9092

SAMPLE SUMMARY

Project: Hammond AP-1 (CA)
Pace Project No.: 92745452

Lab ID	Sample ID	Matrix	Date Collected	Date Received
92745452001	**HAM-PT-07**	Water	08/01/24 13:43	08/02/24 14:00
92745452002	**HAM-PT-08**	Water	08/01/24 14:55	08/02/24 14:00
92745452003	**HAM-PT-09**	Water	07/31/24 13:33	08/02/24 14:00
92745452004	**HAM-PT-10**	Water	07/31/24 10:07	08/02/24 14:00
92745452005	**HAM-PT-11**	Water	07/31/24 16:46	08/02/24 14:00
92745452006	**HAM-PT-12**	Water	07/31/24 18:05	08/02/24 14:00
92745452007	**HAM-PT-13**	Water	08/01/24 12:47	08/02/24 14:00
92745452008	**HAM-PT-14**	Water	08/01/24 16:45	08/02/24 14:00
92745452009	**HAM-PT-15**	Water	08/01/24 10:47	08/02/24 14:00
92745452010	**HAM-AP1-FD-01**	Water	07/31/24 00:00	08/02/24 14:00
92745452011	**HAM-AP1-FB-01**	Water	08/01/24 12:00	08/02/24 14:00
92745452012	**HAM-AP1-EB-01**	Water	08/01/24 12:00	08/02/24 14:00

This report shall not be reproduced, except in full,
without the written consent of Pace Analytical Services, LLC.

Pace Analytical Services, LLC
9800 Kincey Ave. Suite 100
Huntersville, NC 28078
(704)875-9092

SAMPLE ANALYTE COUNT

Project: Hammond AP-1 (CA)
Pace Project No.: 92745452

Lab ID	Sample ID	Method	Analysts	Analytes Reported
92745452001	**HAM-PT-07**	EPA 6010D	MJS2	6
		EPA 6020B	CW1	13
		EPA 7470A	VB	1
		SM 2540C-2015	DL1	1
		SM 2320B-2011	SMS	3
		SM 4500-S2D-2011	JP1	1
		EPA 300.0 Rev 2.1 1993	JCM	3
92745452002	**HAM-PT-08**	EPA 6010D	MJS2	6
		EPA 6020B	CW1	13
		EPA 7470A	VB	1
		SM 2540C-2015	DL1	1
		SM 2320B-2011	SMS	3
		SM 4500-S2D-2011	JP1	1
		EPA 300.0 Rev 2.1 1993	JCM	3
92745452003	**HAM-PT-09**	EPA 6010D	MJS2	6
		EPA 6020B	CW1	13
		EPA 7470A	VB	1
		SM 2540C-2015	DL1	1
		SM 2320B-2011	SMS	3
		SM 4500-S2D-2011	JP1	1
		EPA 300.0 Rev 2.1 1993	JCM	3
92745452004	**HAM-PT-10**	EPA 6010D	MJS2	6
		EPA 6020B	CW1	13
		EPA 7470A	VB	1
		SM 2540C-2015	DL1	1
		SM 2320B-2011	SMS	3
		SM 4500-S2D-2011	JP1	1
		EPA 300.0 Rev 2.1 1993	JCM	3
92745452005	**HAM-PT-11**	EPA 6010D	MJS2	6
		EPA 6020B	CW1	13
		EPA 7470A	VB	1
		SM 2540C-2015	DL1	1
		SM 2320B-2011	SMS	3
		SM 4500-S2D-2011	JP1	1
		EPA 300.0 Rev 2.1 1993	JCM	3
92745452006	**HAM-PT-12**	EPA 6010D	MJS2	6
		EPA 6020B	CW1	13

This report shall not be reproduced, except in full,
without the written consent of Pace Analytical Services, LLC.

Pace Analytical Services, LLC
9800 Kincey Ave. Suite 100
Huntersville, NC 28078
(704)875-9092

SAMPLE ANALYTE COUNT

Project: Hammond AP-1 (CA)
Pace Project No.: 92745452

Lab ID	Sample ID	Method	Analysts	Analytes Reported
		EPA 7470A	VB	1
		SM 2540C-2015	DL1	1
		SM 2320B-2011	SMS	3
		SM 4500-S2D-2011	JP1	1
		EPA 300.0 Rev 2.1 1993	JCM	3
92745452007	**HAM-PT-13**	EPA 6010D	MJS2	6
		EPA 6020B	CW1	13
		EPA 7470A	VB	1
		SM 2540C-2015	DL1	1
		SM 2320B-2011	SMS	3
		SM 4500-S2D-2011	JP1	1
		EPA 300.0 Rev 2.1 1993	JCM	3
92745452008	**HAM-PT-14**	EPA 6010D	MJS2	6
		EPA 6020B	CW1	13
		EPA 7470A	VB	1
		SM 2540C-2015	DL1	1
		SM 2320B-2011	SMS	3
		SM 4500-S2D-2011	JP1	1
		EPA 300.0 Rev 2.1 1993	JCM	3
92745452009	**HAM-PT-15**	EPA 6010D	MJS2	6
		EPA 6020B	CW1	13
		EPA 7470A	VB	1
		SM 2540C-2015	DL1	1
		SM 2320B-2011	SMS	3
		SM 4500-S2D-2011	JP1	1
		EPA 300.0 Rev 2.1 1993	JCM	3
92745452010	**HAM-AP1-FD-01**	EPA 6010D	MJS2	6
		EPA 6020B	CW1	13
		EPA 7470A	VB	1
		SM 2540C-2015	DL1	1
		SM 2320B-2011	SMS	3
		SM 4500-S2D-2011	JP1	1
		EPA 300.0 Rev 2.1 1993	JCM	3
92745452011	**HAM-AP1-FB-01**	EPA 6010D	MJS2	6
		EPA 6020B	CW1	13
		EPA 7470A	VB	1
		SM 2540C-2015	DL1	1

This report shall not be reproduced, except in full,
without the written consent of Pace Analytical Services, LLC.

Pace Analytical Services, LLC
9800 Kincey Ave. Suite 100
Huntersville, NC 28078
(704)875-9092

SAMPLE ANALYTE COUNT

Project: Hammond AP-1 (CA)
Pace Project No.: 92745452

Lab ID	Sample ID	Method	Analysts	Analytes Reported
		SM 2320B-2011	SMS	3
		SM 4500-S2D-2011	JP1	1
		EPA 300.0 Rev 2.1 1993	JCM	3
92745452012	**HAM-AP1-EB-01**	EPA 6010D	MJS2	6
		EPA 6020B	CW1	13
		EPA 7470A	VB	1
		SM 2540C-2015	DL1	1
		SM 2320B-2011	SMS	3
		SM 4500-S2D-2011	JP1	1
		EPA 300.0 Rev 2.1 1993	JCM	3

PASI-A = Pace Analytical Services - Asheville
PASI-GA = Pace Analytical Services - Peachtree Corners, GA

This report shall not be reproduced, except in full,
without the written consent of Pace Analytical Services, LLC.

Pace Analytical Services, LLC
9800 Kincey Ave. Suite 100
Huntersville, NC 28078
(704)875-9092

SUMMARY OF DETECTION

Project: Hammond AP-1 (CA)
Pace Project No.: 92745452

Lab Sample ID Method	Client Sample ID Parameters	Result	Units	Report Limit	Analyzed	Qualifiers
92745452001	**HAM-PT-07**					
EPA 6010D	Iron	13.2	mg/L	0.040	08/07/24 17:06	M1
EPA 6010D	Manganese	4.2	mg/L	0.040	08/07/24 17:06	
EPA 6010D	Potassium	5.7	mg/L	0.50	08/07/24 17:06	
EPA 6010D	Sodium	8.6	mg/L	1.0	08/07/24 17:06	
EPA 6010D	Calcium	123	mg/L	1.0	08/07/24 17:06	M1
EPA 6010D	Magnesium	17.8	mg/L	0.050	08/07/24 17:06	M1
EPA 6020B	Arsenic	0.11	mg/L	0.025	08/08/24 10:28	
EPA 6020B	Barium	0.049	mg/L	0.0050	08/07/24 17:20	
EPA 6020B	Beryllium	0.00019J	mg/L	0.00050	08/07/24 17:20	
EPA 6020B	Boron	0.57	mg/L	0.20	08/08/24 10:28	
EPA 6020B	Cobalt	0.056	mg/L	0.0050	08/07/24 17:20	
EPA 6020B	Lithium	0.056	mg/L	0.030	08/07/24 17:20	
EPA 6020B	Molybdenum	0.0047J	mg/L	0.010	08/07/24 17:20	
EPA 6020B	Thallium	0.00050J	mg/L	0.0010	08/07/24 17:20	
SM 2540C-2015	Total Dissolved Solids	578	mg/L	25.0	08/05/24 16:28	
SM 2320B-2011	Alkalinity,Bicarbonate (CaCO3)	119	mg/L	5.0	08/06/24 13:15	
SM 2320B-2011	Alkalinity, Total as CaCO3	119	mg/L	5.0	08/06/24 13:15	
EPA 300.0 Rev 2.1 1993	Chloride	16.7	mg/L	1.0	08/03/24 12:38	
EPA 300.0 Rev 2.1 1993	Fluoride	0.22	mg/L	0.10	08/03/24 12:38	
EPA 300.0 Rev 2.1 1993	Sulfate	223	mg/L	5.0	08/03/24 23:50	M1
92745452002	**HAM-PT-08**					
EPA 6010D	Iron	14.5	mg/L	0.040	08/07/24 17:26	
EPA 6010D	Manganese	4.1	mg/L	0.040	08/07/24 17:26	
EPA 6010D	Potassium	5.0	mg/L	0.50	08/07/24 17:26	
EPA 6010D	Sodium	6.8	mg/L	1.0	08/07/24 17:26	
EPA 6010D	Calcium	85.2	mg/L	1.0	08/07/24 17:26	
EPA 6010D	Magnesium	11.9	mg/L	0.050	08/07/24 17:26	
EPA 6020B	Arsenic	0.26	mg/L	0.025	08/08/24 10:32	
EPA 6020B	Barium	0.044	mg/L	0.0050	08/07/24 17:23	
EPA 6020B	Beryllium	0.000098J	mg/L	0.00050	08/07/24 17:23	
EPA 6020B	Boron	0.63	mg/L	0.20	08/08/24 10:32	
EPA 6020B	Cobalt	0.073	mg/L	0.0050	08/07/24 17:23	
EPA 6020B	Lithium	0.022J	mg/L	0.030	08/07/24 17:23	
EPA 6020B	Molybdenum	0.012	mg/L	0.010	08/07/24 17:23	
SM 2540C-2015	Total Dissolved Solids	443	mg/L	25.0	08/05/24 16:29	
SM 2320B-2011	Alkalinity,Bicarbonate (CaCO3)	76.4	mg/L	5.0	08/06/24 13:38	
SM 2320B-2011	Alkalinity, Total as CaCO3	76.4	mg/L	5.0	08/06/24 13:38	
EPA 300.0 Rev 2.1 1993	Chloride	14.0	mg/L	1.0	08/03/24 13:18	
EPA 300.0 Rev 2.1 1993	Fluoride	0.16	mg/L	0.10	08/03/24 13:18	
EPA 300.0 Rev 2.1 1993	Sulfate	176	mg/L	4.0	08/04/24 00:31	
92745452003	**HAM-PT-09**					
EPA 6010D	Iron	0.13	mg/L	0.040	08/07/24 17:30	
EPA 6010D	Manganese	0.47	mg/L	0.040	08/07/24 17:30	
EPA 6010D	Potassium	6.1	mg/L	0.50	08/07/24 17:30	
EPA 6010D	Sodium	6.6	mg/L	1.0	08/07/24 17:30	
EPA 6010D	Calcium	96.9	mg/L	1.0	08/07/24 17:30	

This report shall not be reproduced, except in full,
without the written consent of Pace Analytical Services, LLC.

Pace Analytical Services, LLC
9800 Kincey Ave. Suite 100
Huntersville, NC 28078
(704)875-9092

SUMMARY OF DETECTION

Project: Hammond AP-1 (CA)
Pace Project No.: 92745452

Lab Sample ID Method	Client Sample ID Parameters	Result	Units	Report Limit	Analyzed	Qualifiers
92745452003	**HAM-PT-09**					
EPA 6010D	Magnesium	24.5	mg/L	0.050	08/07/24 17:30	
EPA 6020B	Antimony	0.0010J	mg/L	0.0030	08/07/24 17:38	
EPA 6020B	Barium	0.072	mg/L	0.0050	08/07/24 17:38	
EPA 6020B	Beryllium	0.00013J	mg/L	0.00050	08/07/24 17:38	
EPA 6020B	Boron	1.1	mg/L	0.040	08/08/24 11:09	
EPA 6020B	Cadmium	0.00028J	mg/L	0.00050	08/07/24 17:38	
EPA 6020B	Cobalt	0.0037J	mg/L	0.0050	08/07/24 17:38	
EPA 6020B	Lithium	0.0019J	mg/L	0.030	08/07/24 17:38	
EPA 6020B	Molybdenum	0.24	mg/L	0.010	08/07/24 17:38	
SM 2540C-2015	Total Dissolved Solids	500	mg/L	25.0	08/05/24 12:42	
SM 2320B-2011	Alkalinity,Bicarbonate (CaCO3)	119	mg/L	5.0	08/06/24 13:59	
SM 2320B-2011	Alkalinity, Total as CaCO3	119	mg/L	5.0	08/06/24 13:59	
EPA 300.0 Rev 2.1 1993	Chloride	29.3	mg/L	1.0	08/03/24 13:32	
EPA 300.0 Rev 2.1 1993	Fluoride	0.33	mg/L	0.10	08/03/24 13:32	
EPA 300.0 Rev 2.1 1993	Sulfate	172	mg/L	4.0	08/04/24 00:45	
92745452004	**HAM-PT-10**					
EPA 6010D	Manganese	0.48	mg/L	0.040	08/07/24 17:34	
EPA 6010D	Potassium	6.7	mg/L	0.50	08/07/24 17:34	
EPA 6010D	Sodium	8.8	mg/L	1.0	08/07/24 17:34	
EPA 6010D	Calcium	102	mg/L	1.0	08/07/24 17:34	
EPA 6010D	Magnesium	13.7	mg/L	0.050	08/07/24 17:34	
EPA 6020B	Barium	0.046	mg/L	0.0050	08/07/24 17:42	
EPA 6020B	Boron	1.6	mg/L	0.040	08/08/24 11:13	
EPA 6020B	Cadmium	0.00012J	mg/L	0.00050	08/07/24 17:42	
EPA 6020B	Cobalt	0.0015J	mg/L	0.0050	08/07/24 17:42	
EPA 6020B	Molybdenum	0.15	mg/L	0.010	08/07/24 17:42	
SM 2540C-2015	Total Dissolved Solids	535	mg/L	25.0	08/05/24 12:42	
SM 2320B-2011	Alkalinity,Bicarbonate (CaCO3)	133	mg/L	5.0	08/06/24 14:17	
SM 2320B-2011	Alkalinity, Total as CaCO3	133	mg/L	5.0	08/06/24 14:17	
EPA 300.0 Rev 2.1 1993	Chloride	46.4	mg/L	1.0	08/03/24 13:45	
EPA 300.0 Rev 2.1 1993	Fluoride	0.22	mg/L	0.10	08/03/24 13:45	
EPA 300.0 Rev 2.1 1993	Sulfate	117	mg/L	3.0	08/04/24 00:59	
92745452005	**HAM-PT-11**					
EPA 6010D	Iron	0.66	mg/L	0.040	08/07/24 17:38	
EPA 6010D	Manganese	1.3	mg/L	0.040	08/07/24 17:38	
EPA 6010D	Potassium	5.6	mg/L	0.50	08/07/24 17:38	
EPA 6010D	Sodium	7.5	mg/L	1.0	08/07/24 17:38	
EPA 6010D	Calcium	90.6	mg/L	1.0	08/07/24 17:38	
EPA 6010D	Magnesium	19.0	mg/L	0.050	08/07/24 17:38	
EPA 6020B	Antimony	0.00086J	mg/L	0.0030	08/07/24 17:45	
EPA 6020B	Barium	0.068	mg/L	0.0050	08/07/24 17:45	
EPA 6020B	Boron	1.4	mg/L	0.040	08/08/24 11:17	
EPA 6020B	Cadmium	0.00027J	mg/L	0.00050	08/07/24 17:45	
EPA 6020B	Cobalt	0.019	mg/L	0.0050	08/07/24 17:45	
EPA 6020B	Lithium	0.0060J	mg/L	0.030	08/07/24 17:45	
EPA 6020B	Molybdenum	0.074	mg/L	0.010	08/07/24 17:45	

This report shall not be reproduced, except in full,
without the written consent of Pace Analytical Services, LLC.

Pace Analytical Services, LLC
9800 Kincey Ave. Suite 100
Huntersville, NC 28078
(704)875-9092

SUMMARY OF DETECTION

Project: Hammond AP-1 (CA)
Pace Project No.: 92745452

Lab Sample ID Method	Client Sample ID Parameters	Result	Units	Report Limit	Analyzed	Qualifiers
92745452005	**HAM-PT-11**					
SM 2540C-2015	Total Dissolved Solids	464	mg/L	25.0	08/05/24 12:42	
SM 2320B-2011	Alkalinity,Bicarbonate (CaCO3)	112	mg/L	5.0	08/06/24 14:27	
SM 2320B-2011	Alkalinity, Total as CaCO3	112	mg/L	5.0	08/06/24 14:27	
EPA 300.0 Rev 2.1 1993	Chloride	33.6	mg/L	1.0	08/03/24 13:58	
EPA 300.0 Rev 2.1 1993	Fluoride	0.26	mg/L	0.10	08/03/24 13:58	
EPA 300.0 Rev 2.1 1993	Sulfate	141	mg/L	3.0	08/04/24 01:14	
92745452006	**HAM-PT-12**					
EPA 6010D	Iron	0.16	mg/L	0.040	08/07/24 17:42	
EPA 6010D	Manganese	0.77	mg/L	0.040	08/07/24 17:42	
EPA 6010D	Potassium	6.0	mg/L	0.50	08/07/24 17:42	
EPA 6010D	Sodium	7.9	mg/L	1.0	08/07/24 17:42	
EPA 6010D	Calcium	94.9	mg/L	1.0	08/07/24 17:42	
EPA 6010D	Magnesium	21.8	mg/L	0.050	08/07/24 17:42	
EPA 6020B	Barium	0.064	mg/L	0.0050	08/07/24 18:13	
EPA 6020B	Boron	1.3	mg/L	0.040	08/08/24 11:21	
EPA 6020B	Cadmium	0.00022J	mg/L	0.00050	08/07/24 18:13	
EPA 6020B	Cobalt	0.0032J	mg/L	0.0050	08/07/24 18:13	
EPA 6020B	Molybdenum	0.16	mg/L	0.010	08/07/24 18:13	
SM 2540C-2015	Total Dissolved Solids	470	mg/L	25.0	08/05/24 12:42	
SM 2320B-2011	Alkalinity,Bicarbonate (CaCO3)	124	mg/L	5.0	08/06/24 14:36	
SM 2320B-2011	Alkalinity, Total as CaCO3	124	mg/L	5.0	08/06/24 14:36	
EPA 300.0 Rev 2.1 1993	Chloride	30.2	mg/L	1.0	08/03/24 14:12	
EPA 300.0 Rev 2.1 1993	Fluoride	0.26	mg/L	0.10	08/03/24 14:12	
EPA 300.0 Rev 2.1 1993	Sulfate	157	mg/L	4.0	08/04/24 01:28	
92745452007	**HAM-PT-13**					
EPA 6010D	Iron	25.6	mg/L	0.040	08/07/24 17:46	
EPA 6010D	Manganese	4.3	mg/L	0.040	08/07/24 17:46	
EPA 6010D	Potassium	5.3	mg/L	0.50	08/07/24 17:46	
EPA 6010D	Sodium	8.2	mg/L	1.0	08/07/24 17:46	
EPA 6010D	Calcium	111	mg/L	1.0	08/07/24 17:46	
EPA 6010D	Magnesium	15.5	mg/L	0.050	08/07/24 17:46	
EPA 6020B	Arsenic	0.20	mg/L	0.025	08/08/24 10:44	
EPA 6020B	Barium	0.043	mg/L	0.0050	08/07/24 18:16	
EPA 6020B	Boron	0.51	mg/L	0.20	08/08/24 10:44	
EPA 6020B	Cobalt	0.040	mg/L	0.0050	08/07/24 18:16	
EPA 6020B	Lithium	0.058	mg/L	0.030	08/07/24 18:16	
EPA 6020B	Molybdenum	0.0052J	mg/L	0.010	08/07/24 18:16	
SM 2540C-2015	Total Dissolved Solids	549	mg/L	25.0	08/05/24 16:29	
SM 2320B-2011	Alkalinity,Bicarbonate (CaCO3)	115	mg/L	5.0	08/06/24 14:45	
SM 2320B-2011	Alkalinity, Total as CaCO3	115	mg/L	5.0	08/06/24 14:45	
EPA 300.0 Rev 2.1 1993	Chloride	15.5	mg/L	1.0	08/03/24 14:25	
EPA 300.0 Rev 2.1 1993	Fluoride	0.26	mg/L	0.10	08/03/24 14:25	
EPA 300.0 Rev 2.1 1993	Sulfate	229	mg/L	5.0	08/04/24 02:09	
92745452008	**HAM-PT-14**					
EPA 6010D	Iron	17.5	mg/L	0.040	08/07/24 17:50	
EPA 6010D	Manganese	3.4	mg/L	0.040	08/07/24 17:50	

This report shall not be reproduced, except in full,
without the written consent of Pace Analytical Services, LLC.

Pace Analytical Services, LLC
9800 Kincey Ave. Suite 100
Huntersville, NC 28078
(704)875-9092

SUMMARY OF DETECTION

Project: Hammond AP-1 (CA)
Pace Project No.: 92745452

Lab Sample ID Method	Client Sample ID Parameters	Result	Units	Report Limit	Analyzed	Qualifiers
92745452008	**HAM-PT-14**					
EPA 6010D	Potassium	5.9	mg/L	0.50	08/07/24 17:50	
EPA 6010D	Sodium	8.8	mg/L	1.0	08/07/24 17:50	
EPA 6010D	Calcium	123	mg/L	1.0	08/07/24 17:50	
EPA 6010D	Magnesium	18.7	mg/L	0.050	08/07/24 17:50	
EPA 6020B	Arsenic	0.15	mg/L	0.025	08/08/24 10:48	
EPA 6020B	Barium	0.045	mg/L	0.0050	08/07/24 18:20	
EPA 6020B	Boron	0.55	mg/L	0.20	08/08/24 10:48	
EPA 6020B	Cobalt	0.025	mg/L	0.0050	08/07/24 18:20	
EPA 6020B	Lithium	0.049	mg/L	0.030	08/07/24 18:20	
EPA 6020B	Molybdenum	0.011	mg/L	0.010	08/07/24 18:20	
SM 2540C-2015	Total Dissolved Solids	599	mg/L	25.0	08/05/24 16:29	
SM 2320B-2011	Alkalinity,Bicarbonate (CaCO3)	153	mg/L	5.0	08/06/24 14:55	
SM 2320B-2011	Alkalinity, Total as CaCO3	153	mg/L	5.0	08/06/24 14:55	
EPA 300.0 Rev 2.1 1993	Chloride	17.8	mg/L	1.0	08/03/24 14:39	
EPA 300.0 Rev 2.1 1993	Fluoride	0.22	mg/L	0.10	08/03/24 14:39	
EPA 300.0 Rev 2.1 1993	Sulfate	224	mg/L	5.0	08/04/24 02:23	
92745452009	**HAM-PT-15**					
EPA 6010D	Iron	13.4	mg/L	0.040	08/07/24 17:53	
EPA 6010D	Manganese	5.4	mg/L	0.040	08/07/24 17:53	
EPA 6010D	Potassium	5.4	mg/L	0.50	08/07/24 17:53	
EPA 6010D	Sodium	7.7	mg/L	1.0	08/07/24 17:53	
EPA 6010D	Calcium	117	mg/L	1.0	08/07/24 17:53	
EPA 6010D	Magnesium	14.5	mg/L	0.050	08/07/24 17:53	
EPA 6020B	Arsenic	0.42	mg/L	0.025	08/08/24 10:53	
EPA 6020B	Barium	0.042	mg/L	0.0050	08/07/24 18:24	
EPA 6020B	Boron	0.63	mg/L	0.20	08/08/24 10:53	
EPA 6020B	Cobalt	0.056	mg/L	0.0050	08/07/24 18:24	
EPA 6020B	Lithium	0.050	mg/L	0.030	08/07/24 18:24	
EPA 6020B	Molybdenum	0.013	mg/L	0.010	08/07/24 18:24	
SM 2540C-2015	Total Dissolved Solids	544	mg/L	25.0	08/05/24 16:29	
SM 2320B-2011	Alkalinity,Bicarbonate (CaCO3)	129	mg/L	5.0	08/06/24 15:06	
SM 2320B-2011	Alkalinity, Total as CaCO3	129	mg/L	5.0	08/06/24 15:06	
EPA 300.0 Rev 2.1 1993	Chloride	14.4	mg/L	1.0	08/03/24 15:19	
EPA 300.0 Rev 2.1 1993	Fluoride	0.29	mg/L	0.10	08/03/24 15:19	
EPA 300.0 Rev 2.1 1993	Sulfate	206	mg/L	5.0	08/04/24 02:36	
92745452010	**HAM-AP1-FD-01**					
EPA 6010D	Iron	0.20	mg/L	0.040	08/07/24 18:56	
EPA 6010D	Manganese	0.81	mg/L	0.040	08/07/24 18:56	
EPA 6010D	Potassium	6.0	mg/L	0.50	08/07/24 18:56	
EPA 6010D	Sodium	8.1	mg/L	1.0	08/07/24 18:56	
EPA 6010D	Calcium	94.9	mg/L	1.0	08/07/24 18:56	
EPA 6010D	Magnesium	21.9	mg/L	0.050	08/07/24 18:56	
EPA 6020B	Barium	0.064	mg/L	0.0050	08/07/24 18:31	
EPA 6020B	Boron	1.2	mg/L	0.040	08/08/24 11:25	
EPA 6020B	Cadmium	0.00023J	mg/L	0.00050	08/07/24 18:31	
EPA 6020B	Cobalt	0.0032J	mg/L	0.0050	08/07/24 18:31	

This report shall not be reproduced, except in full,
without the written consent of Pace Analytical Services, LLC.

Pace Analytical Services, LLC
9800 Kincey Ave. Suite 100
Huntersville, NC 28078
(704)875-9092

SUMMARY OF DETECTION

Project: Hammond AP-1 (CA)
Pace Project No.: 92745452

Lab Sample ID Method	Client Sample ID Parameters	Result	Units	Report Limit	Analyzed	Qualifiers
92745452010	**HAM-AP1-FD-01**					
EPA 6020B	Molybdenum	0.15	mg/L	0.010	08/07/24 18:31	
SM 2540C-2015	Total Dissolved Solids	462	mg/L	25.0	08/05/24 12:45	
SM 2320B-2011	Alkalinity,Bicarbonate (CaCO3)	124	mg/L	5.0	08/06/24 15:16	
SM 2320B-2011	Alkalinity, Total as CaCO3	124	mg/L	5.0	08/06/24 15:16	
EPA 300.0 Rev 2.1 1993	Chloride	30.6	mg/L	1.0	08/03/24 15:33	
EPA 300.0 Rev 2.1 1993	Fluoride	0.26	mg/L	0.10	08/03/24 15:33	
EPA 300.0 Rev 2.1 1993	Sulfate	155	mg/L	4.0	08/04/24 02:50	

This report shall not be reproduced, except in full,
without the written consent of Pace Analytical Services, LLC.

Pace Analytical Services, LLC
9800 Kincey Ave. Suite 100
Huntersville, NC 28078
(704)875-9092

ANALYTICAL RESULTS

Project: Hammond AP-1 (CA)
Pace Project No.: 92745452

Sample: HAM-PT-07 **Lab ID: 92745452001** Collected: 08/01/24 13:43 Received: 08/02/24 14:00 Matrix: Water

Parameters	Results	Units	Report Limit	MDL	DF	Prepared	Analyzed	CAS No.	Qual
6010D ATL ICP	Analytical Method: EPA 6010D Preparation Method: EPA 3010A								
	Pace Analytical Services - Peachtree Corners, GA								
Iron	**13.2**	mg/L	0.040	0.025	1	08/07/24 11:36	08/07/24 17:06	7439-89-6	M1
Manganese	**4.2**	mg/L	0.040	0.011	1	08/07/24 11:36	08/07/24 17:06	7439-96-5	
Potassium	**5.7**	mg/L	0.50	0.15	1	08/07/24 11:36	08/07/24 17:06	7440-09-7	
Sodium	**8.6**	mg/L	1.0	0.58	1	08/07/24 11:36	08/07/24 17:06	7440-23-5	
Calcium	**123**	mg/L	1.0	0.12	1	08/07/24 11:36	08/07/24 17:06	7440-70-2	M1
Magnesium	**17.8**	mg/L	0.050	0.012	1	08/07/24 11:36	08/07/24 17:06	7439-95-4	M1
6020 MET ICPMS	Analytical Method: EPA 6020B Preparation Method: EPA 3005A								
	Pace Analytical Services - Peachtree Corners, GA								
Antimony	ND	mg/L	0.0030	0.00054	1	08/07/24 11:55	08/07/24 17:20	7440-36-0	
Arsenic	**0.11**	mg/L	0.025	0.0042	5	08/07/24 11:55	08/08/24 10:28	7440-38-2	
Barium	**0.049**	mg/L	0.0050	0.00047	1	08/07/24 11:55	08/07/24 17:20	7440-39-3	
Beryllium	**0.00019J**	mg/L	0.00050	0.000094	1	08/07/24 11:55	08/07/24 17:20	7440-41-7	
Boron	**0.57**	mg/L	0.20	0.060	5	08/07/24 11:55	08/08/24 10:28	7440-42-8	
Cadmium	ND	mg/L	0.00050	0.00010	1	08/07/24 11:55	08/07/24 17:20	7440-43-9	
Chromium	ND	mg/L	0.0050	0.0019	1	08/07/24 11:55	08/07/24 17:20	7440-47-3	
Cobalt	**0.056**	mg/L	0.0050	0.00032	1	08/07/24 11:55	08/07/24 17:20	7440-48-4	
Lead	ND	mg/L	0.0010	0.00016	1	08/07/24 11:55	08/07/24 17:20	7439-92-1	
Lithium	**0.056**	mg/L	0.030	0.0016	1	08/07/24 11:55	08/07/24 17:20	7439-93-2	
Molybdenum	**0.0047J**	mg/L	0.010	0.00062	1	08/07/24 11:55	08/07/24 17:20	7439-98-7	
Selenium	ND	mg/L	0.0050	0.00096	1	08/07/24 11:55	08/07/24 17:20	7782-49-2	
Thallium	**0.00050J**	mg/L	0.0010	0.00038	1	08/07/24 11:55	08/07/24 17:20	7440-28-0	
7470 Mercury	Analytical Method: EPA 7470A Preparation Method: EPA 7470A								
	Pace Analytical Services - Peachtree Corners, GA								
Mercury	ND	mg/L	0.00020	0.00013	1	08/14/24 10:30	08/14/24 14:50	7439-97-6	
2540C Total Dissolved Solids	Analytical Method: SM 2540C-2015								
	Pace Analytical Services - Peachtree Corners, GA								
Total Dissolved Solids	**578**	mg/L	25.0	25.0	1		08/05/24 16:28		
2320B Alkalinity	Analytical Method: SM 2320B-2011								
	Pace Analytical Services - Asheville								
Alkalinity,Bicarbonate (CaCO3)	**119**	mg/L	5.0	5.0	1		08/06/24 13:15		
Alkalinity,Carbonate (CaCO3)	ND	mg/L	5.0	5.0	1		08/06/24 13:15		
Alkalinity, Total as CaCO3	**119**	mg/L	5.0	5.0	1		08/06/24 13:15		
4500S2D Sulfide Water	Analytical Method: SM 4500-S2D-2011								
	Pace Analytical Services - Asheville								
Sulfide	ND	mg/L	0.10	0.022	1		08/03/24 03:16	18496-25-8	
300.0 IC Anions 28 Days	Analytical Method: EPA 300.0 Rev 2.1 1993								
	Pace Analytical Services - Asheville								
Chloride	**16.7**	mg/L	1.0	0.60	1		08/03/24 12:38	16887-00-6	

This report shall not be reproduced, except in full,
without the written consent of Pace Analytical Services, LLC.

Pace Analytical Services, LLC
9800 Kincey Ave. Suite 100
Huntersville, NC 28078
(704)875-9092

ANALYTICAL RESULTS

Project: Hammond AP-1 (CA)
Pace Project No.: 92745452

Sample: HAM-PT-07 **Lab ID: 92745452001** Collected: 08/01/24 13:43 Received: 08/02/24 14:00 Matrix: Water

Parameters	Results	Units	Report Limit	MDL	DF	Prepared	Analyzed	CAS No.	Qual
300.0 IC Anions 28 Days	Analytical Method: EPA 300.0 Rev 2.1 1993 Pace Analytical Services - Asheville								
Fluoride	**0.22**	mg/L	0.10	0.050	1		08/03/24 12:38	16984-48-8	
Sulfate	**223**	mg/L	5.0	2.5	5		08/03/24 23:50	14808-79-8	M1

This report shall not be reproduced, except in full,
without the written consent of Pace Analytical Services, LLC.

Pace Analytical Services, LLC
9800 Kincey Ave. Suite 100
Huntersville, NC 28078
(704)875-9092

ANALYTICAL RESULTS

Project: Hammond AP-1 (CA)
Pace Project No.: 92745452

Sample: HAM-PT-08 **Lab ID: 92745452002** Collected: 08/01/24 14:55 Received: 08/02/24 14:00 Matrix: Water

Parameters	Results	Units	Report Limit	MDL	DF	Prepared	Analyzed	CAS No.	Qual
6010D ATL ICP	Analytical Method: EPA 6010D Preparation Method: EPA 3010A								
	Pace Analytical Services - Peachtree Corners, GA								
Iron	**14.5**	mg/L	0.040	0.025	1	08/07/24 11:36	08/07/24 17:26	7439-89-6	
Manganese	**4.1**	mg/L	0.040	0.011	1	08/07/24 11:36	08/07/24 17:26	7439-96-5	
Potassium	**5.0**	mg/L	0.50	0.15	1	08/07/24 11:36	08/07/24 17:26	7440-09-7	
Sodium	**6.8**	mg/L	1.0	0.58	1	08/07/24 11:36	08/07/24 17:26	7440-23-5	
Calcium	**85.2**	mg/L	1.0	0.12	1	08/07/24 11:36	08/07/24 17:26	7440-70-2	
Magnesium	**11.9**	mg/L	0.050	0.012	1	08/07/24 11:36	08/07/24 17:26	7439-95-4	
6020 MET ICPMS	Analytical Method: EPA 6020B Preparation Method: EPA 3005A								
	Pace Analytical Services - Peachtree Corners, GA								
Antimony	ND	mg/L	0.0030	0.00054	1	08/07/24 11:55	08/07/24 17:23	7440-36-0	
Arsenic	**0.26**	mg/L	0.025	0.0042	5	08/07/24 11:55	08/08/24 10:32	7440-38-2	
Barium	**0.044**	mg/L	0.0050	0.00047	1	08/07/24 11:55	08/07/24 17:23	7440-39-3	
Beryllium	**0.000098J**	mg/L	0.00050	0.000094	1	08/07/24 11:55	08/07/24 17:23	7440-41-7	
Boron	**0.63**	mg/L	0.20	0.060	5	08/07/24 11:55	08/08/24 10:32	7440-42-8	
Cadmium	ND	mg/L	0.00050	0.00010	1	08/07/24 11:55	08/07/24 17:23	7440-43-9	
Chromium	ND	mg/L	0.0050	0.0019	1	08/07/24 11:55	08/07/24 17:23	7440-47-3	
Cobalt	**0.073**	mg/L	0.0050	0.00032	1	08/07/24 11:55	08/07/24 17:23	7440-48-4	
Lead	ND	mg/L	0.0010	0.00016	1	08/07/24 11:55	08/07/24 17:23	7439-92-1	
Lithium	**0.022J**	mg/L	0.030	0.0016	1	08/07/24 11:55	08/07/24 17:23	7439-93-2	
Molybdenum	**0.012**	mg/L	0.010	0.00062	1	08/07/24 11:55	08/07/24 17:23	7439-98-7	
Selenium	ND	mg/L	0.0050	0.00096	1	08/07/24 11:55	08/07/24 17:23	7782-49-2	
Thallium	ND	mg/L	0.0010	0.00038	1	08/07/24 11:55	08/07/24 17:23	7440-28-0	
7470 Mercury	Analytical Method: EPA 7470A Preparation Method: EPA 7470A								
	Pace Analytical Services - Peachtree Corners, GA								
Mercury	ND	mg/L	0.00020	0.00013	1	08/14/24 10:30	08/14/24 15:06	7439-97-6	
2540C Total Dissolved Solids	Analytical Method: SM 2540C-2015								
	Pace Analytical Services - Peachtree Corners, GA								
Total Dissolved Solids	**443**	mg/L	25.0	25.0	1		08/05/24 16:29		
2320B Alkalinity	Analytical Method: SM 2320B-2011								
	Pace Analytical Services - Asheville								
Alkalinity,Bicarbonate (CaCO3)	**76.4**	mg/L	5.0	5.0	1		08/06/24 13:38		
Alkalinity,Carbonate (CaCO3)	ND	mg/L	5.0	5.0	1		08/06/24 13:38		
Alkalinity, Total as CaCO3	**76.4**	mg/L	5.0	5.0	1		08/06/24 13:38		
4500S2D Sulfide Water	Analytical Method: SM 4500-S2D-2011								
	Pace Analytical Services - Asheville								
Sulfide	ND	mg/L	0.10	0.022	1		08/03/24 03:17	18496-25-8	
300.0 IC Anions 28 Days	Analytical Method: EPA 300.0 Rev 2.1 1993								
	Pace Analytical Services - Asheville								
Chloride	**14.0**	mg/L	1.0	0.60	1		08/03/24 13:18	16887-00-6	

This report shall not be reproduced, except in full,
without the written consent of Pace Analytical Services, LLC.

Pace Analytical Services, LLC
9800 Kincey Ave. Suite 100
Huntersville, NC 28078
(704)875-9092

ANALYTICAL RESULTS

Project: Hammond AP-1 (CA)
Pace Project No.: 92745452

Sample: HAM-PT-08 **Lab ID: 92745452002** Collected: 08/01/24 14:55 Received: 08/02/24 14:00 Matrix: Water

Parameters	Results	Units	Report Limit	MDL	DF	Prepared	Analyzed	CAS No.	Qual
300.0 IC Anions 28 Days	Analytical Method: EPA 300.0 Rev 2.1 1993 Pace Analytical Services - Asheville								
Fluoride	**0.16**	mg/L	0.10	0.050	1		08/03/24 13:18	16984-48-8	
Sulfate	**176**	mg/L	4.0	2.0	4		08/04/24 00:31	14808-79-8	

This report shall not be reproduced, except in full,
without the written consent of Pace Analytical Services, LLC.

Pace Analytical Services, LLC
9800 Kincey Ave. Suite 100
Huntersville, NC 28078
(704)875-9092

ANALYTICAL RESULTS

Project: Hammond AP-1 (CA)
Pace Project No.: 92745452

Sample: HAM-PT-09 **Lab ID: 92745452003** Collected: 07/31/24 13:33 Received: 08/02/24 14:00 Matrix: Water

Parameters	Results	Units	Report Limit	MDL	DF	Prepared	Analyzed	CAS No.	Qual
6010D ATL ICP	Analytical Method: EPA 6010D Preparation Method: EPA 3010A								
	Pace Analytical Services - Peachtree Corners, GA								
Iron	**0.13**	mg/L	0.040	0.025	1	08/07/24 11:36	08/07/24 17:30	7439-89-6	
Manganese	**0.47**	mg/L	0.040	0.011	1	08/07/24 11:36	08/07/24 17:30	7439-96-5	
Potassium	**6.1**	mg/L	0.50	0.15	1	08/07/24 11:36	08/07/24 17:30	7440-09-7	
Sodium	**6.6**	mg/L	1.0	0.58	1	08/07/24 11:36	08/07/24 17:30	7440-23-5	
Calcium	**96.9**	mg/L	1.0	0.12	1	08/07/24 11:36	08/07/24 17:30	7440-70-2	
Magnesium	**24.5**	mg/L	0.050	0.012	1	08/07/24 11:36	08/07/24 17:30	7439-95-4	
6020 MET ICPMS	Analytical Method: EPA 6020B Preparation Method: EPA 3005A								
	Pace Analytical Services - Peachtree Corners, GA								
Antimony	**0.0010J**	mg/L	0.0030	0.00054	1	08/07/24 11:55	08/07/24 17:38	7440-36-0	
Arsenic	ND	mg/L	0.0050	0.00084	1	08/07/24 11:55	08/08/24 11:09	7440-38-2	
Barium	**0.072**	mg/L	0.0050	0.00047	1	08/07/24 11:55	08/07/24 17:38	7440-39-3	
Beryllium	**0.00013J**	mg/L	0.00050	0.000094	1	08/07/24 11:55	08/07/24 17:38	7440-41-7	
Boron	**1.1**	mg/L	0.040	0.012	1	08/07/24 11:55	08/08/24 11:09	7440-42-8	
Cadmium	**0.00028J**	mg/L	0.00050	0.00010	1	08/07/24 11:55	08/07/24 17:38	7440-43-9	
Chromium	ND	mg/L	0.0050	0.0019	1	08/07/24 11:55	08/07/24 17:38	7440-47-3	
Cobalt	**0.0037J**	mg/L	0.0050	0.00032	1	08/07/24 11:55	08/07/24 17:38	7440-48-4	
Lead	ND	mg/L	0.0010	0.00016	1	08/07/24 11:55	08/07/24 17:38	7439-92-1	
Lithium	**0.0019J**	mg/L	0.030	0.0016	1	08/07/24 11:55	08/07/24 17:38	7439-93-2	
Molybdenum	**0.24**	mg/L	0.010	0.00062	1	08/07/24 11:55	08/07/24 17:38	7439-98-7	
Selenium	ND	mg/L	0.0050	0.00096	1	08/07/24 11:55	08/07/24 17:38	7782-49-2	
Thallium	ND	mg/L	0.0010	0.00038	1	08/07/24 11:55	08/07/24 17:38	7440-28-0	
7470 Mercury	Analytical Method: EPA 7470A Preparation Method: EPA 7470A								
	Pace Analytical Services - Peachtree Corners, GA								
Mercury	ND	mg/L	0.00020	0.00013	1	08/14/24 10:30	08/14/24 15:09	7439-97-6	
2540C Total Dissolved Solids	Analytical Method: SM 2540C-2015								
	Pace Analytical Services - Peachtree Corners, GA								
Total Dissolved Solids	**500**	mg/L	25.0	25.0	1		08/05/24 12:42		
2320B Alkalinity	Analytical Method: SM 2320B-2011								
	Pace Analytical Services - Asheville								
Alkalinity,Bicarbonate (CaCO3)	**119**	mg/L	5.0	5.0	1		08/06/24 13:59		
Alkalinity,Carbonate (CaCO3)	ND	mg/L	5.0	5.0	1		08/06/24 13:59		
Alkalinity, Total as CaCO3	**119**	mg/L	5.0	5.0	1		08/06/24 13:59		
4500S2D Sulfide Water	Analytical Method: SM 4500-S2D-2011								
	Pace Analytical Services - Asheville								
Sulfide	ND	mg/L	0.10	0.022	1		08/03/24 03:11	18496-25-8	
300.0 IC Anions 28 Days	Analytical Method: EPA 300.0 Rev 2.1 1993								
	Pace Analytical Services - Asheville								
Chloride	**29.3**	mg/L	1.0	0.60	1		08/03/24 13:32	16887-00-6	

This report shall not be reproduced, except in full,
without the written consent of Pace Analytical Services, LLC.

Pace Analytical Services, LLC
9800 Kincey Ave. Suite 100
Huntersville, NC 28078
(704)875-9092

ANALYTICAL RESULTS

Project: Hammond AP-1 (CA)
Pace Project No.: 92745452

Sample: HAM-PT-09 **Lab ID: 92745452003** Collected: 07/31/24 13:33 Received: 08/02/24 14:00 Matrix: Water

Parameters	Results	Units	Report Limit	MDL	DF	Prepared	Analyzed	CAS No.	Qual
300.0 IC Anions 28 Days	Analytical Method: EPA 300.0 Rev 2.1 1993 Pace Analytical Services - Asheville								
Fluoride	**0.33**	mg/L	0.10	0.050	1		08/03/24 13:32	16984-48-8	
Sulfate	**172**	mg/L	4.0	2.0	4		08/04/24 00:45	14808-79-8	

This report shall not be reproduced, except in full,
without the written consent of Pace Analytical Services, LLC.

Pace Analytical Services, LLC
9800 Kincey Ave. Suite 100
Huntersville, NC 28078
(704)875-9092

ANALYTICAL RESULTS

Project: Hammond AP-1 (CA)
Pace Project No.: 92745452

Sample: HAM-PT-10 **Lab ID: 92745452004** Collected: 07/31/24 10:07 Received: 08/02/24 14:00 Matrix: Water

Parameters	Results	Units	Report Limit	MDL	DF	Prepared	Analyzed	CAS No.	Qual
6010D ATL ICP	Analytical Method: EPA 6010D Preparation Method: EPA 3010A								
	Pace Analytical Services - Peachtree Corners, GA								
Iron	ND	mg/L	0.040	0.025	1	08/07/24 11:36	08/07/24 17:34	7439-89-6	
Manganese	**0.48**	mg/L	0.040	0.011	1	08/07/24 11:36	08/07/24 17:34	7439-96-5	
Potassium	**6.7**	mg/L	0.50	0.15	1	08/07/24 11:36	08/07/24 17:34	7440-09-7	
Sodium	**8.8**	mg/L	1.0	0.58	1	08/07/24 11:36	08/07/24 17:34	7440-23-5	
Calcium	**102**	mg/L	1.0	0.12	1	08/07/24 11:36	08/07/24 17:34	7440-70-2	
Magnesium	**13.7**	mg/L	0.050	0.012	1	08/07/24 11:36	08/07/24 17:34	7439-95-4	
6020 MET ICPMS	Analytical Method: EPA 6020B Preparation Method: EPA 3005A								
	Pace Analytical Services - Peachtree Corners, GA								
Antimony	ND	mg/L	0.0030	0.00054	1	08/07/24 11:55	08/07/24 17:42	7440-36-0	
Arsenic	ND	mg/L	0.0050	0.00084	1	08/07/24 11:55	08/08/24 11:13	7440-38-2	
Barium	**0.046**	mg/L	0.0050	0.00047	1	08/07/24 11:55	08/07/24 17:42	7440-39-3	
Beryllium	ND	mg/L	0.00050	0.000094	1	08/07/24 11:55	08/07/24 17:42	7440-41-7	
Boron	**1.6**	mg/L	0.040	0.012	1	08/07/24 11:55	08/08/24 11:13	7440-42-8	
Cadmium	**0.00012J**	mg/L	0.00050	0.00010	1	08/07/24 11:55	08/07/24 17:42	7440-43-9	
Chromium	ND	mg/L	0.0050	0.0019	1	08/07/24 11:55	08/07/24 17:42	7440-47-3	
Cobalt	**0.0015J**	mg/L	0.0050	0.00032	1	08/07/24 11:55	08/07/24 17:42	7440-48-4	
Lead	ND	mg/L	0.0010	0.00016	1	08/07/24 11:55	08/07/24 17:42	7439-92-1	
Lithium	ND	mg/L	0.030	0.0016	1	08/07/24 11:55	08/07/24 17:42	7439-93-2	
Molybdenum	**0.15**	mg/L	0.010	0.00062	1	08/07/24 11:55	08/07/24 17:42	7439-98-7	
Selenium	ND	mg/L	0.0050	0.00096	1	08/07/24 11:55	08/07/24 17:42	7782-49-2	
Thallium	ND	mg/L	0.0010	0.00038	1	08/07/24 11:55	08/07/24 17:42	7440-28-0	
7470 Mercury	Analytical Method: EPA 7470A Preparation Method: EPA 7470A								
	Pace Analytical Services - Peachtree Corners, GA								
Mercury	ND	mg/L	0.00020	0.00013	1	08/14/24 10:30	08/14/24 15:11	7439-97-6	
2540C Total Dissolved Solids	Analytical Method: SM 2540C-2015								
	Pace Analytical Services - Peachtree Corners, GA								
Total Dissolved Solids	**535**	mg/L	25.0	25.0	1		08/05/24 12:42		
2320B Alkalinity	Analytical Method: SM 2320B-2011								
	Pace Analytical Services - Asheville								
Alkalinity,Bicarbonate (CaCO3)	**133**	mg/L	5.0	5.0	1		08/06/24 14:17		
Alkalinity,Carbonate (CaCO3)	ND	mg/L	5.0	5.0	1		08/06/24 14:17		
Alkalinity, Total as CaCO3	**133**	mg/L	5.0	5.0	1		08/06/24 14:17		
4500S2D Sulfide Water	Analytical Method: SM 4500-S2D-2011								
	Pace Analytical Services - Asheville								
Sulfide	ND	mg/L	0.10	0.022	1		08/03/24 03:12	18496-25-8	
300.0 IC Anions 28 Days	Analytical Method: EPA 300.0 Rev 2.1 1993								
	Pace Analytical Services - Asheville								
Chloride	**46.4**	mg/L	1.0	0.60	1		08/03/24 13:45	16887-00-6	

This report shall not be reproduced, except in full,
without the written consent of Pace Analytical Services, LLC.

Pace Analytical Services, LLC
9800 Kincey Ave. Suite 100
Huntersville, NC 28078
(704)875-9092

ANALYTICAL RESULTS

Project: Hammond AP-1 (CA)
Pace Project No.: 92745452

Sample: HAM-PT-10 **Lab ID: 92745452004** Collected: 07/31/24 10:07 Received: 08/02/24 14:00 Matrix: Water

Parameters	Results	Units	Report Limit	MDL	DF	Prepared	Analyzed	CAS No.	Qual
300.0 IC Anions 28 Days	Analytical Method: EPA 300.0 Rev 2.1 1993 Pace Analytical Services - Asheville								
Fluoride	**0.22**	mg/L	0.10	0.050	1		08/03/24 13:45	16984-48-8	
Sulfate	**117**	mg/L	3.0	1.5	3		08/04/24 00:59	14808-79-8	

This report shall not be reproduced, except in full,
without the written consent of Pace Analytical Services, LLC.

Pace Analytical Services, LLC
9800 Kincey Ave. Suite 100
Huntersville, NC 28078
(704)875-9092

ANALYTICAL RESULTS

Project: Hammond AP-1 (CA)
Pace Project No.: 92745452

Sample: HAM-PT-11 **Lab ID: 92745452005** Collected: 07/31/24 16:46 Received: 08/02/24 14:00 Matrix: Water

Parameters	Results	Units	Report Limit	MDL	DF	Prepared	Analyzed	CAS No.	Qual
6010D ATL ICP	Analytical Method: EPA 6010D Preparation Method: EPA 3010A								
	Pace Analytical Services - Peachtree Corners, GA								
Iron	**0.66**	mg/L	0.040	0.025	1	08/07/24 11:36	08/07/24 17:38	7439-89-6	
Manganese	**1.3**	mg/L	0.040	0.011	1	08/07/24 11:36	08/07/24 17:38	7439-96-5	
Potassium	**5.6**	mg/L	0.50	0.15	1	08/07/24 11:36	08/07/24 17:38	7440-09-7	
Sodium	**7.5**	mg/L	1.0	0.58	1	08/07/24 11:36	08/07/24 17:38	7440-23-5	
Calcium	**90.6**	mg/L	1.0	0.12	1	08/07/24 11:36	08/07/24 17:38	7440-70-2	
Magnesium	**19.0**	mg/L	0.050	0.012	1	08/07/24 11:36	08/07/24 17:38	7439-95-4	
6020 MET ICPMS	Analytical Method: EPA 6020B Preparation Method: EPA 3005A								
	Pace Analytical Services - Peachtree Corners, GA								
Antimony	**0.00086J**	mg/L	0.0030	0.00054	1	08/07/24 11:55	08/07/24 17:45	7440-36-0	
Arsenic	ND	mg/L	0.0050	0.00084	1	08/07/24 11:55	08/08/24 11:17	7440-38-2	
Barium	**0.068**	mg/L	0.0050	0.00047	1	08/07/24 11:55	08/07/24 17:45	7440-39-3	
Beryllium	ND	mg/L	0.00050	0.000094	1	08/07/24 11:55	08/07/24 17:45	7440-41-7	
Boron	**1.4**	mg/L	0.040	0.012	1	08/07/24 11:55	08/08/24 11:17	7440-42-8	
Cadmium	**0.00027J**	mg/L	0.00050	0.00010	1	08/07/24 11:55	08/07/24 17:45	7440-43-9	
Chromium	ND	mg/L	0.0050	0.0019	1	08/07/24 11:55	08/07/24 17:45	7440-47-3	
Cobalt	**0.019**	mg/L	0.0050	0.00032	1	08/07/24 11:55	08/07/24 17:45	7440-48-4	
Lead	ND	mg/L	0.0010	0.00016	1	08/07/24 11:55	08/07/24 17:45	7439-92-1	
Lithium	**0.0060J**	mg/L	0.030	0.0016	1	08/07/24 11:55	08/07/24 17:45	7439-93-2	
Molybdenum	**0.074**	mg/L	0.010	0.00062	1	08/07/24 11:55	08/07/24 17:45	7439-98-7	
Selenium	ND	mg/L	0.0050	0.00096	1	08/07/24 11:55	08/07/24 17:45	7782-49-2	
Thallium	ND	mg/L	0.0010	0.00038	1	08/07/24 11:55	08/07/24 17:45	7440-28-0	
7470 Mercury	Analytical Method: EPA 7470A Preparation Method: EPA 7470A								
	Pace Analytical Services - Peachtree Corners, GA								
Mercury	ND	mg/L	0.00020	0.00013	1	08/14/24 10:30	08/14/24 15:14	7439-97-6	
2540C Total Dissolved Solids	Analytical Method: SM 2540C-2015								
	Pace Analytical Services - Peachtree Corners, GA								
Total Dissolved Solids	**464**	mg/L	25.0	25.0	1		08/05/24 12:42		
2320B Alkalinity	Analytical Method: SM 2320B-2011								
	Pace Analytical Services - Asheville								
Alkalinity,Bicarbonate (CaCO3)	**112**	mg/L	5.0	5.0	1		08/06/24 14:27		
Alkalinity,Carbonate (CaCO3)	ND	mg/L	5.0	5.0	1		08/06/24 14:27		
Alkalinity, Total as CaCO3	**112**	mg/L	5.0	5.0	1		08/06/24 14:27		
4500S2D Sulfide Water	Analytical Method: SM 4500-S2D-2011								
	Pace Analytical Services - Asheville								
Sulfide	ND	mg/L	0.10	0.022	1		08/03/24 03:13	18496-25-8	
300.0 IC Anions 28 Days	Analytical Method: EPA 300.0 Rev 2.1 1993								
	Pace Analytical Services - Asheville								
Chloride	**33.6**	mg/L	1.0	0.60	1		08/03/24 13:58	16887-00-6	

This report shall not be reproduced, except in full,
without the written consent of Pace Analytical Services, LLC.

Pace Analytical Services, LLC
9800 Kincey Ave. Suite 100
Huntersville, NC 28078
(704)875-9092

ANALYTICAL RESULTS

Project: Hammond AP-1 (CA)
Pace Project No.: 92745452

Sample: HAM-PT-11 **Lab ID: 92745452005** Collected: 07/31/24 16:46 Received: 08/02/24 14:00 Matrix: Water

Parameters	Results	Units	Report Limit	MDL	DF	Prepared	Analyzed	CAS No.	Qual
300.0 IC Anions 28 Days	Analytical Method: EPA 300.0 Rev 2.1 1993 Pace Analytical Services - Asheville								
Fluoride	**0.26**	mg/L	0.10	0.050	1		08/03/24 13:58	16984-48-8	
Sulfate	**141**	mg/L	3.0	1.5	3		08/04/24 01:14	14808-79-8	

This report shall not be reproduced, except in full,
without the written consent of Pace Analytical Services, LLC.

Pace Analytical Services, LLC
9800 Kincey Ave. Suite 100
Huntersville, NC 28078
(704)875-9092

ANALYTICAL RESULTS

Project: Hammond AP-1 (CA)
Pace Project No.: 92745452

Sample: HAM-PT-12 **Lab ID: 92745452006** Collected: 07/31/24 18:05 Received: 08/02/24 14:00 Matrix: Water

Parameters	Results	Units	Report Limit	MDL	DF	Prepared	Analyzed	CAS No.	Qual
6010D ATL ICP	Analytical Method: EPA 6010D Preparation Method: EPA 3010A								
	Pace Analytical Services - Peachtree Corners, GA								
Iron	**0.16**	mg/L	0.040	0.025	1	08/07/24 11:36	08/07/24 17:42	7439-89-6	
Manganese	**0.77**	mg/L	0.040	0.011	1	08/07/24 11:36	08/07/24 17:42	7439-96-5	
Potassium	**6.0**	mg/L	0.50	0.15	1	08/07/24 11:36	08/07/24 17:42	7440-09-7	
Sodium	**7.9**	mg/L	1.0	0.58	1	08/07/24 11:36	08/07/24 17:42	7440-23-5	
Calcium	**94.9**	mg/L	1.0	0.12	1	08/07/24 11:36	08/07/24 17:42	7440-70-2	
Magnesium	**21.8**	mg/L	0.050	0.012	1	08/07/24 11:36	08/07/24 17:42	7439-95-4	
6020 MET ICPMS	Analytical Method: EPA 6020B Preparation Method: EPA 3005A								
	Pace Analytical Services - Peachtree Corners, GA								
Antimony	ND	mg/L	0.0030	0.00054	1	08/07/24 11:55	08/07/24 18:13	7440-36-0	
Arsenic	ND	mg/L	0.0050	0.00084	1	08/07/24 11:55	08/08/24 11:21	7440-38-2	
Barium	**0.064**	mg/L	0.0050	0.00047	1	08/07/24 11:55	08/07/24 18:13	7440-39-3	
Beryllium	ND	mg/L	0.00050	0.000094	1	08/07/24 11:55	08/07/24 18:13	7440-41-7	
Boron	**1.3**	mg/L	0.040	0.012	1	08/07/24 11:55	08/08/24 11:21	7440-42-8	
Cadmium	**0.00022J**	mg/L	0.00050	0.00010	1	08/07/24 11:55	08/07/24 18:13	7440-43-9	
Chromium	ND	mg/L	0.0050	0.0019	1	08/07/24 11:55	08/07/24 18:13	7440-47-3	
Cobalt	**0.0032J**	mg/L	0.0050	0.00032	1	08/07/24 11:55	08/07/24 18:13	7440-48-4	
Lead	ND	mg/L	0.0010	0.00016	1	08/07/24 11:55	08/07/24 18:13	7439-92-1	
Lithium	ND	mg/L	0.030	0.0016	1	08/07/24 11:55	08/07/24 18:13	7439-93-2	
Molybdenum	**0.16**	mg/L	0.010	0.00062	1	08/07/24 11:55	08/07/24 18:13	7439-98-7	
Selenium	ND	mg/L	0.0050	0.00096	1	08/07/24 11:55	08/07/24 18:13	7782-49-2	
Thallium	ND	mg/L	0.0010	0.00038	1	08/07/24 11:55	08/07/24 18:13	7440-28-0	
7470 Mercury	Analytical Method: EPA 7470A Preparation Method: EPA 7470A								
	Pace Analytical Services - Peachtree Corners, GA								
Mercury	ND	mg/L	0.00020	0.00013	1	08/14/24 10:30	08/14/24 15:17	7439-97-6	
2540C Total Dissolved Solids	Analytical Method: SM 2540C-2015								
	Pace Analytical Services - Peachtree Corners, GA								
Total Dissolved Solids	**470**	mg/L	25.0	25.0	1		08/05/24 12:42		
2320B Alkalinity	Analytical Method: SM 2320B-2011								
	Pace Analytical Services - Asheville								
Alkalinity,Bicarbonate (CaCO3)	**124**	mg/L	5.0	5.0	1		08/06/24 14:36		
Alkalinity,Carbonate (CaCO3)	ND	mg/L	5.0	5.0	1		08/06/24 14:36		
Alkalinity, Total as CaCO3	**124**	mg/L	5.0	5.0	1		08/06/24 14:36		
4500S2D Sulfide Water	Analytical Method: SM 4500-S2D-2011								
	Pace Analytical Services - Asheville								
Sulfide	ND	mg/L	0.10	0.022	1		08/03/24 03:13	18496-25-8	
300.0 IC Anions 28 Days	Analytical Method: EPA 300.0 Rev 2.1 1993								
	Pace Analytical Services - Asheville								
Chloride	**30.2**	mg/L	1.0	0.60	1		08/03/24 14:12	16887-00-6	

This report shall not be reproduced, except in full,
without the written consent of Pace Analytical Services, LLC.

Pace Analytical Services, LLC
9800 Kincey Ave. Suite 100
Huntersville, NC 28078
(704)875-9092

ANALYTICAL RESULTS

Project: Hammond AP-1 (CA)
Pace Project No.: 92745452

Sample: HAM-PT-12 **Lab ID: 92745452006** Collected: 07/31/24 18:05 Received: 08/02/24 14:00 Matrix: Water

Parameters	Results	Units	Report Limit	MDL	DF	Prepared	Analyzed	CAS No.	Qual
300.0 IC Anions 28 Days	Analytical Method: EPA 300.0 Rev 2.1 1993 Pace Analytical Services - Asheville								
Fluoride	**0.26**	mg/L	0.10	0.050	1		08/03/24 14:12	16984-48-8	
Sulfate	**157**	mg/L	4.0	2.0	4		08/04/24 01:28	14808-79-8	

This report shall not be reproduced, except in full,
without the written consent of Pace Analytical Services, LLC.

Pace Analytical Services, LLC
9800 Kincey Ave. Suite 100
Huntersville, NC 28078
(704)875-9092

ANALYTICAL RESULTS

Project: Hammond AP-1 (CA)
Pace Project No.: 92745452

Sample: HAM-PT-13 **Lab ID: 92745452007** Collected: 08/01/24 12:47 Received: 08/02/24 14:00 Matrix: Water

Parameters	Results	Units	Report Limit	MDL	DF	Prepared	Analyzed	CAS No.	Qual
6010D ATL ICP	Analytical Method: EPA 6010D Preparation Method: EPA 3010A								
	Pace Analytical Services - Peachtree Corners, GA								
Iron	**25.6**	mg/L	0.040	0.025	1	08/07/24 11:36	08/07/24 17:46	7439-89-6	
Manganese	**4.3**	mg/L	0.040	0.011	1	08/07/24 11:36	08/07/24 17:46	7439-96-5	
Potassium	**5.3**	mg/L	0.50	0.15	1	08/07/24 11:36	08/07/24 17:46	7440-09-7	
Sodium	**8.2**	mg/L	1.0	0.58	1	08/07/24 11:36	08/07/24 17:46	7440-23-5	
Calcium	**111**	mg/L	1.0	0.12	1	08/07/24 11:36	08/07/24 17:46	7440-70-2	
Magnesium	**15.5**	mg/L	0.050	0.012	1	08/07/24 11:36	08/07/24 17:46	7439-95-4	
6020 MET ICPMS	Analytical Method: EPA 6020B Preparation Method: EPA 3005A								
	Pace Analytical Services - Peachtree Corners, GA								
Antimony	ND	mg/L	0.0030	0.00054	1	08/07/24 11:55	08/07/24 18:16	7440-36-0	
Arsenic	**0.20**	mg/L	0.025	0.0042	5	08/07/24 11:55	08/08/24 10:44	7440-38-2	
Barium	**0.043**	mg/L	0.0050	0.00047	1	08/07/24 11:55	08/07/24 18:16	7440-39-3	
Beryllium	ND	mg/L	0.00050	0.000094	1	08/07/24 11:55	08/07/24 18:16	7440-41-7	
Boron	**0.51**	mg/L	0.20	0.060	5	08/07/24 11:55	08/08/24 10:44	7440-42-8	
Cadmium	ND	mg/L	0.00050	0.00010	1	08/07/24 11:55	08/07/24 18:16	7440-43-9	
Chromium	ND	mg/L	0.0050	0.0019	1	08/07/24 11:55	08/07/24 18:16	7440-47-3	
Cobalt	**0.040**	mg/L	0.0050	0.00032	1	08/07/24 11:55	08/07/24 18:16	7440-48-4	
Lead	ND	mg/L	0.0010	0.00016	1	08/07/24 11:55	08/07/24 18:16	7439-92-1	
Lithium	**0.058**	mg/L	0.030	0.0016	1	08/07/24 11:55	08/07/24 18:16	7439-93-2	
Molybdenum	**0.0052J**	mg/L	0.010	0.00062	1	08/07/24 11:55	08/07/24 18:16	7439-98-7	
Selenium	ND	mg/L	0.0050	0.00096	1	08/07/24 11:55	08/07/24 18:16	7782-49-2	
Thallium	ND	mg/L	0.0010	0.00038	1	08/07/24 11:55	08/07/24 18:16	7440-28-0	
7470 Mercury	Analytical Method: EPA 7470A Preparation Method: EPA 7470A								
	Pace Analytical Services - Peachtree Corners, GA								
Mercury	ND	mg/L	0.00020	0.00013	1	08/14/24 10:30	08/14/24 15:19	7439-97-6	
2540C Total Dissolved Solids	Analytical Method: SM 2540C-2015								
	Pace Analytical Services - Peachtree Corners, GA								
Total Dissolved Solids	**549**	mg/L	25.0	25.0	1		08/05/24 16:29		
2320B Alkalinity	Analytical Method: SM 2320B-2011								
	Pace Analytical Services - Asheville								
Alkalinity,Bicarbonate (CaCO3)	**115**	mg/L	5.0	5.0	1		08/06/24 14:45		
Alkalinity,Carbonate (CaCO3)	ND	mg/L	5.0	5.0	1		08/06/24 14:45		
Alkalinity, Total as CaCO3	**115**	mg/L	5.0	5.0	1		08/06/24 14:45		
4500S2D Sulfide Water	Analytical Method: SM 4500-S2D-2011								
	Pace Analytical Services - Asheville								
Sulfide	ND	mg/L	0.10	0.022	1		08/03/24 03:18	18496-25-8	
300.0 IC Anions 28 Days	Analytical Method: EPA 300.0 Rev 2.1 1993								
	Pace Analytical Services - Asheville								
Chloride	**15.5**	mg/L	1.0	0.60	1		08/03/24 14:25	16887-00-6	

This report shall not be reproduced, except in full,
without the written consent of Pace Analytical Services, LLC.

Pace Analytical Services, LLC
9800 Kincey Ave. Suite 100
Huntersville, NC 28078
(704)875-9092

ANALYTICAL RESULTS

Project: Hammond AP-1 (CA)
Pace Project No.: 92745452

Sample: HAM-PT-13 **Lab ID: 92745452007** Collected: 08/01/24 12:47 Received: 08/02/24 14:00 Matrix: Water

Parameters	Results	Units	Report Limit	MDL	DF	Prepared	Analyzed	CAS No.	Qual
300.0 IC Anions 28 Days	Analytical Method: EPA 300.0 Rev 2.1 1993 Pace Analytical Services - Asheville								
Fluoride	**0.26**	mg/L	0.10	0.050	1		08/03/24 14:25	16984-48-8	
Sulfate	**229**	mg/L	5.0	2.5	5		08/04/24 02:09	14808-79-8	

This report shall not be reproduced, except in full,
without the written consent of Pace Analytical Services, LLC.

Pace Analytical Services, LLC
9800 Kincey Ave. Suite 100
Huntersville, NC 28078
(704)875-9092

ANALYTICAL RESULTS

Project: Hammond AP-1 (CA)
Pace Project No.: 92745452

Sample: HAM-PT-14 **Lab ID: 92745452008** Collected: 08/01/24 16:45 Received: 08/02/24 14:00 Matrix: Water

Parameters	Results	Units	Report Limit	MDL	DF	Prepared	Analyzed	CAS No.	Qual
6010D ATL ICP	Analytical Method: EPA 6010D Preparation Method: EPA 3010A								
	Pace Analytical Services - Peachtree Corners, GA								
Iron	**17.5**	mg/L	0.040	0.025	1	08/07/24 11:36	08/07/24 17:50	7439-89-6	
Manganese	**3.4**	mg/L	0.040	0.011	1	08/07/24 11:36	08/07/24 17:50	7439-96-5	
Potassium	**5.9**	mg/L	0.50	0.15	1	08/07/24 11:36	08/07/24 17:50	7440-09-7	
Sodium	**8.8**	mg/L	1.0	0.58	1	08/07/24 11:36	08/07/24 17:50	7440-23-5	
Calcium	**123**	mg/L	1.0	0.12	1	08/07/24 11:36	08/07/24 17:50	7440-70-2	
Magnesium	**18.7**	mg/L	0.050	0.012	1	08/07/24 11:36	08/07/24 17:50	7439-95-4	
6020 MET ICPMS	Analytical Method: EPA 6020B Preparation Method: EPA 3005A								
	Pace Analytical Services - Peachtree Corners, GA								
Antimony	ND	mg/L	0.0030	0.00054	1	08/07/24 11:55	08/07/24 18:20	7440-36-0	
Arsenic	**0.15**	mg/L	0.025	0.0042	5	08/07/24 11:55	08/08/24 10:48	7440-38-2	
Barium	**0.045**	mg/L	0.0050	0.00047	1	08/07/24 11:55	08/07/24 18:20	7440-39-3	
Beryllium	ND	mg/L	0.00050	0.000094	1	08/07/24 11:55	08/07/24 18:20	7440-41-7	
Boron	**0.55**	mg/L	0.20	0.060	5	08/07/24 11:55	08/08/24 10:48	7440-42-8	
Cadmium	ND	mg/L	0.00050	0.00010	1	08/07/24 11:55	08/07/24 18:20	7440-43-9	
Chromium	ND	mg/L	0.0050	0.0019	1	08/07/24 11:55	08/07/24 18:20	7440-47-3	
Cobalt	**0.025**	mg/L	0.0050	0.00032	1	08/07/24 11:55	08/07/24 18:20	7440-48-4	
Lead	ND	mg/L	0.0010	0.00016	1	08/07/24 11:55	08/07/24 18:20	7439-92-1	
Lithium	**0.049**	mg/L	0.030	0.0016	1	08/07/24 11:55	08/07/24 18:20	7439-93-2	
Molybdenum	**0.011**	mg/L	0.010	0.00062	1	08/07/24 11:55	08/07/24 18:20	7439-98-7	
Selenium	ND	mg/L	0.0050	0.00096	1	08/07/24 11:55	08/07/24 18:20	7782-49-2	
Thallium	ND	mg/L	0.0010	0.00038	1	08/07/24 11:55	08/07/24 18:20	7440-28-0	
7470 Mercury	Analytical Method: EPA 7470A Preparation Method: EPA 7470A								
	Pace Analytical Services - Peachtree Corners, GA								
Mercury	ND	mg/L	0.00020	0.00013	1	08/14/24 10:30	08/14/24 15:22	7439-97-6	
2540C Total Dissolved Solids	Analytical Method: SM 2540C-2015								
	Pace Analytical Services - Peachtree Corners, GA								
Total Dissolved Solids	**599**	mg/L	25.0	25.0	1		08/05/24 16:29		
2320B Alkalinity	Analytical Method: SM 2320B-2011								
	Pace Analytical Services - Asheville								
Alkalinity,Bicarbonate (CaCO3)	**153**	mg/L	5.0	5.0	1		08/06/24 14:55		
Alkalinity,Carbonate (CaCO3)	ND	mg/L	5.0	5.0	1		08/06/24 14:55		
Alkalinity, Total as CaCO3	**153**	mg/L	5.0	5.0	1		08/06/24 14:55		
4500S2D Sulfide Water	Analytical Method: SM 4500-S2D-2011								
	Pace Analytical Services - Asheville								
Sulfide	ND	mg/L	0.10	0.022	1		08/03/24 03:18	18496-25-8	
300.0 IC Anions 28 Days	Analytical Method: EPA 300.0 Rev 2.1 1993								
	Pace Analytical Services - Asheville								
Chloride	**17.8**	mg/L	1.0	0.60	1		08/03/24 14:39	16887-00-6	

This report shall not be reproduced, except in full,
without the written consent of Pace Analytical Services, LLC.

Pace Analytical Services, LLC
9800 Kincey Ave. Suite 100
Huntersville, NC 28078
(704)875-9092

ANALYTICAL RESULTS

Project: Hammond AP-1 (CA)
Pace Project No.: 92745452

Sample: HAM-PT-14 **Lab ID: 92745452008** Collected: 08/01/24 16:45 Received: 08/02/24 14:00 Matrix: Water

Parameters	Results	Units	Report Limit	MDL	DF	Prepared	Analyzed	CAS No.	Qual
300.0 IC Anions 28 Days	Analytical Method: EPA 300.0 Rev 2.1 1993 Pace Analytical Services - Asheville								
Fluoride	**0.22**	mg/L	0.10	0.050	1		08/03/24 14:39	16984-48-8	
Sulfate	**224**	mg/L	5.0	2.5	5		08/04/24 02:23	14808-79-8	

This report shall not be reproduced, except in full,
without the written consent of Pace Analytical Services, LLC.

Pace Analytical Services, LLC
9800 Kincey Ave. Suite 100
Huntersville, NC 28078
(704)875-9092

ANALYTICAL RESULTS

Project: Hammond AP-1 (CA)
Pace Project No.: 92745452

Sample: HAM-PT-15 **Lab ID: 92745452009** Collected: 08/01/24 10:47 Received: 08/02/24 14:00 Matrix: Water

Parameters	Results	Units	Report Limit	MDL	DF	Prepared	Analyzed	CAS No.	Qual
6010D ATL ICP	Analytical Method: EPA 6010D Preparation Method: EPA 3010A								
	Pace Analytical Services - Peachtree Corners, GA								
Iron	**13.4**	mg/L	0.040	0.025	1	08/07/24 11:36	08/07/24 17:53	7439-89-6	
Manganese	**5.4**	mg/L	0.040	0.011	1	08/07/24 11:36	08/07/24 17:53	7439-96-5	
Potassium	**5.4**	mg/L	0.50	0.15	1	08/07/24 11:36	08/07/24 17:53	7440-09-7	
Sodium	**7.7**	mg/L	1.0	0.58	1	08/07/24 11:36	08/07/24 17:53	7440-23-5	
Calcium	**117**	mg/L	1.0	0.12	1	08/07/24 11:36	08/07/24 17:53	7440-70-2	
Magnesium	**14.5**	mg/L	0.050	0.012	1	08/07/24 11:36	08/07/24 17:53	7439-95-4	
6020 MET ICPMS	Analytical Method: EPA 6020B Preparation Method: EPA 3005A								
	Pace Analytical Services - Peachtree Corners, GA								
Antimony	ND	mg/L	0.0030	0.00054	1	08/07/24 11:55	08/07/24 18:24	7440-36-0	
Arsenic	**0.42**	mg/L	0.025	0.0042	5	08/07/24 11:55	08/08/24 10:53	7440-38-2	
Barium	**0.042**	mg/L	0.0050	0.00047	1	08/07/24 11:55	08/07/24 18:24	7440-39-3	
Beryllium	ND	mg/L	0.00050	0.000094	1	08/07/24 11:55	08/07/24 18:24	7440-41-7	
Boron	**0.63**	mg/L	0.20	0.060	5	08/07/24 11:55	08/08/24 10:53	7440-42-8	
Cadmium	ND	mg/L	0.00050	0.00010	1	08/07/24 11:55	08/07/24 18:24	7440-43-9	
Chromium	ND	mg/L	0.0050	0.0019	1	08/07/24 11:55	08/07/24 18:24	7440-47-3	
Cobalt	**0.056**	mg/L	0.0050	0.00032	1	08/07/24 11:55	08/07/24 18:24	7440-48-4	
Lead	ND	mg/L	0.0010	0.00016	1	08/07/24 11:55	08/07/24 18:24	7439-92-1	
Lithium	**0.050**	mg/L	0.030	0.0016	1	08/07/24 11:55	08/07/24 18:24	7439-93-2	
Molybdenum	**0.013**	mg/L	0.010	0.00062	1	08/07/24 11:55	08/07/24 18:24	7439-98-7	
Selenium	ND	mg/L	0.0050	0.00096	1	08/07/24 11:55	08/07/24 18:24	7782-49-2	
Thallium	ND	mg/L	0.0010	0.00038	1	08/07/24 11:55	08/07/24 18:24	7440-28-0	
7470 Mercury	Analytical Method: EPA 7470A Preparation Method: EPA 7470A								
	Pace Analytical Services - Peachtree Corners, GA								
Mercury	ND	mg/L	0.00020	0.00013	1	08/14/24 10:30	08/14/24 15:25	7439-97-6	
2540C Total Dissolved Solids	Analytical Method: SM 2540C-2015								
	Pace Analytical Services - Peachtree Corners, GA								
Total Dissolved Solids	**544**	mg/L	25.0	25.0	1		08/05/24 16:29		
2320B Alkalinity	Analytical Method: SM 2320B-2011								
	Pace Analytical Services - Asheville								
Alkalinity,Bicarbonate (CaCO3)	**129**	mg/L	5.0	5.0	1		08/06/24 15:06		
Alkalinity,Carbonate (CaCO3)	ND	mg/L	5.0	5.0	1		08/06/24 15:06		
Alkalinity, Total as CaCO3	**129**	mg/L	5.0	5.0	1		08/06/24 15:06		
4500S2D Sulfide Water	Analytical Method: SM 4500-S2D-2011								
	Pace Analytical Services - Asheville								
Sulfide	ND	mg/L	0.10	0.022	1		08/03/24 03:19	18496-25-8	
300.0 IC Anions 28 Days	Analytical Method: EPA 300.0 Rev 2.1 1993								
	Pace Analytical Services - Asheville								
Chloride	**14.4**	mg/L	1.0	0.60	1		08/03/24 15:19	16887-00-6	

This report shall not be reproduced, except in full,
without the written consent of Pace Analytical Services, LLC.

Pace Analytical Services, LLC
9800 Kincey Ave. Suite 100
Huntersville, NC 28078
(704)875-9092

ANALYTICAL RESULTS

Project: Hammond AP-1 (CA)
Pace Project No.: 92745452

Sample: HAM-PT-15 **Lab ID: 92745452009** Collected: 08/01/24 10:47 Received: 08/02/24 14:00 Matrix: Water

Parameters	Results	Units	Report Limit	MDL	DF	Prepared	Analyzed	CAS No.	Qual
300.0 IC Anions 28 Days	Analytical Method: EPA 300.0 Rev 2.1 1993 Pace Analytical Services - Asheville								
Fluoride	**0.29**	mg/L	0.10	0.050	1		08/03/24 15:19	16984-48-8	
Sulfate	**206**	mg/L	5.0	2.5	5		08/04/24 02:36	14808-79-8	

This report shall not be reproduced, except in full,
without the written consent of Pace Analytical Services, LLC.

Pace Analytical Services, LLC
9800 Kincey Ave. Suite 100
Huntersville, NC 28078
(704)875-9092

ANALYTICAL RESULTS

Project: Hammond AP-1 (CA)
Pace Project No.: 92745452

Sample: HAM-AP1-FD-01 **Lab ID: 92745452010** Collected: 07/31/24 00:00 Received: 08/02/24 14:00 Matrix: Water

Parameters	Results	Units	Report Limit	MDL	DF	Prepared	Analyzed	CAS No.	Qual
6010D ATL ICP	Analytical Method: EPA 6010D Preparation Method: EPA 3010A								
	Pace Analytical Services - Peachtree Corners, GA								
Iron	**0.20**	mg/L	0.040	0.025	1	08/07/24 11:36	08/07/24 18:56	7439-89-6	
Manganese	**0.81**	mg/L	0.040	0.011	1	08/07/24 11:36	08/07/24 18:56	7439-96-5	
Potassium	**6.0**	mg/L	0.50	0.15	1	08/07/24 11:36	08/07/24 18:56	7440-09-7	
Sodium	**8.1**	mg/L	1.0	0.58	1	08/07/24 11:36	08/07/24 18:56	7440-23-5	
Calcium	**94.9**	mg/L	1.0	0.12	1	08/07/24 11:36	08/07/24 18:56	7440-70-2	
Magnesium	**21.9**	mg/L	0.050	0.012	1	08/07/24 11:36	08/07/24 18:56	7439-95-4	
6020 MET ICPMS	Analytical Method: EPA 6020B Preparation Method: EPA 3005A								
	Pace Analytical Services - Peachtree Corners, GA								
Antimony	ND	mg/L	0.0030	0.00054	1	08/07/24 11:55	08/07/24 18:31	7440-36-0	
Arsenic	ND	mg/L	0.0050	0.00084	1	08/07/24 11:55	08/08/24 11:25	7440-38-2	
Barium	**0.064**	mg/L	0.0050	0.00047	1	08/07/24 11:55	08/07/24 18:31	7440-39-3	
Beryllium	ND	mg/L	0.00050	0.000094	1	08/07/24 11:55	08/07/24 18:31	7440-41-7	
Boron	**1.2**	mg/L	0.040	0.012	1	08/07/24 11:55	08/08/24 11:25	7440-42-8	
Cadmium	**0.00023J**	mg/L	0.00050	0.00010	1	08/07/24 11:55	08/07/24 18:31	7440-43-9	
Chromium	ND	mg/L	0.0050	0.0019	1	08/07/24 11:55	08/07/24 18:31	7440-47-3	
Cobalt	**0.0032J**	mg/L	0.0050	0.00032	1	08/07/24 11:55	08/07/24 18:31	7440-48-4	
Lead	ND	mg/L	0.0010	0.00016	1	08/07/24 11:55	08/07/24 18:31	7439-92-1	
Lithium	ND	mg/L	0.030	0.0016	1	08/07/24 11:55	08/07/24 18:31	7439-93-2	
Molybdenum	**0.15**	mg/L	0.010	0.00062	1	08/07/24 11:55	08/07/24 18:31	7439-98-7	
Selenium	ND	mg/L	0.0050	0.00096	1	08/07/24 11:55	08/07/24 18:31	7782-49-2	
Thallium	ND	mg/L	0.0010	0.00038	1	08/07/24 11:55	08/07/24 18:31	7440-28-0	
7470 Mercury	Analytical Method: EPA 7470A Preparation Method: EPA 7470A								
	Pace Analytical Services - Peachtree Corners, GA								
Mercury	ND	mg/L	0.00020	0.00013	1	08/14/24 10:30	08/14/24 15:32	7439-97-6	
2540C Total Dissolved Solids	Analytical Method: SM 2540C-2015								
	Pace Analytical Services - Peachtree Corners, GA								
Total Dissolved Solids	**462**	mg/L	25.0	25.0	1		08/05/24 12:45		
2320B Alkalinity	Analytical Method: SM 2320B-2011								
	Pace Analytical Services - Asheville								
Alkalinity,Bicarbonate (CaCO3)	**124**	mg/L	5.0	5.0	1		08/06/24 15:16		
Alkalinity,Carbonate (CaCO3)	ND	mg/L	5.0	5.0	1		08/06/24 15:16		
Alkalinity, Total as CaCO3	**124**	mg/L	5.0	5.0	1		08/06/24 15:16		
4500S2D Sulfide Water	Analytical Method: SM 4500-S2D-2011								
	Pace Analytical Services - Asheville								
Sulfide	ND	mg/L	0.10	0.022	1		08/03/24 03:15	18496-25-8	
300.0 IC Anions 28 Days	Analytical Method: EPA 300.0 Rev 2.1 1993								
	Pace Analytical Services - Asheville								
Chloride	**30.6**	mg/L	1.0	0.60	1		08/03/24 15:33	16887-00-6	

This report shall not be reproduced, except in full,
without the written consent of Pace Analytical Services, LLC.

Pace Analytical Services, LLC
9800 Kincey Ave. Suite 100
Huntersville, NC 28078
(704)875-9092

ANALYTICAL RESULTS

Project: Hammond AP-1 (CA)
Pace Project No.: 92745452

Sample: HAM-AP1-FD-01 **Lab ID: 92745452010** Collected: 07/31/24 00:00 Received: 08/02/24 14:00 Matrix: Water

Parameters	Results	Units	Report Limit	MDL	DF	Prepared	Analyzed	CAS No.	Qual
300.0 IC Anions 28 Days	Analytical Method: EPA 300.0 Rev 2.1 1993 Pace Analytical Services - Asheville								
Fluoride	**0.26**	mg/L	0.10	0.050	1		08/03/24 15:33	16984-48-8	
Sulfate	**155**	mg/L	4.0	2.0	4		08/04/24 02:50	14808-79-8	

This report shall not be reproduced, except in full,
without the written consent of Pace Analytical Services, LLC.

Pace Analytical Services, LLC
9800 Kincey Ave. Suite 100
Huntersville, NC 28078
(704)875-9092

ANALYTICAL RESULTS

Project: Hammond AP-1 (CA)
Pace Project No.: 92745452

Sample: HAM-AP1-FB-01 **Lab ID: 92745452011** Collected: 08/01/24 12:00 Received: 08/02/24 14:00 Matrix: Water

Parameters	Results	Units	Report Limit	MDL	DF	Prepared	Analyzed	CAS No.	Qual
6010D ATL ICP	Analytical Method: EPA 6010D Preparation Method: EPA 3010A								
	Pace Analytical Services - Peachtree Corners, GA								
Iron	ND	mg/L	0.040	0.025	1	08/07/24 11:36	08/07/24 19:00	7439-89-6	
Manganese	ND	mg/L	0.040	0.011	1	08/07/24 11:36	08/07/24 19:00	7439-96-5	
Potassium	ND	mg/L	0.50	0.15	1	08/07/24 11:36	08/07/24 19:00	7440-09-7	
Sodium	ND	mg/L	1.0	0.58	1	08/07/24 11:36	08/07/24 19:00	7440-23-5	
Calcium	ND	mg/L	1.0	0.12	1	08/07/24 11:36	08/07/24 19:00	7440-70-2	
Magnesium	ND	mg/L	0.050	0.012	1	08/07/24 11:36	08/07/24 19:00	7439-95-4	
6020 MET ICPMS	Analytical Method: EPA 6020B Preparation Method: EPA 3005A								
	Pace Analytical Services - Peachtree Corners, GA								
Antimony	ND	mg/L	0.0030	0.00054	1	08/07/24 11:55	08/07/24 18:35	7440-36-0	
Arsenic	ND	mg/L	0.0050	0.00084	1	08/07/24 11:55	08/08/24 10:09	7440-38-2	
Barium	ND	mg/L	0.0050	0.00047	1	08/07/24 11:55	08/07/24 18:35	7440-39-3	
Beryllium	ND	mg/L	0.00050	0.000094	1	08/07/24 11:55	08/07/24 18:35	7440-41-7	
Boron	ND	mg/L	0.040	0.012	1	08/07/24 11:55	08/08/24 10:09	7440-42-8	
Cadmium	ND	mg/L	0.00050	0.00010	1	08/07/24 11:55	08/07/24 18:35	7440-43-9	
Chromium	ND	mg/L	0.0050	0.0019	1	08/07/24 11:55	08/07/24 18:35	7440-47-3	
Cobalt	ND	mg/L	0.0050	0.00032	1	08/07/24 11:55	08/07/24 18:35	7440-48-4	
Lead	ND	mg/L	0.0010	0.00016	1	08/07/24 11:55	08/07/24 18:35	7439-92-1	
Lithium	ND	mg/L	0.030	0.0016	1	08/07/24 11:55	08/07/24 18:35	7439-93-2	
Molybdenum	ND	mg/L	0.010	0.00062	1	08/07/24 11:55	08/07/24 18:35	7439-98-7	
Selenium	ND	mg/L	0.0050	0.00096	1	08/07/24 11:55	08/07/24 18:35	7782-49-2	
Thallium	ND	mg/L	0.0010	0.00038	1	08/07/24 11:55	08/07/24 18:35	7440-28-0	
7470 Mercury	Analytical Method: EPA 7470A Preparation Method: EPA 7470A								
	Pace Analytical Services - Peachtree Corners, GA								
Mercury	ND	mg/L	0.00020	0.00013	1	08/14/24 10:30	08/14/24 15:35	7439-97-6	
2540C Total Dissolved Solids	Analytical Method: SM 2540C-2015								
	Pace Analytical Services - Peachtree Corners, GA								
Total Dissolved Solids	ND	mg/L	25.0	25.0	1		08/05/24 16:29		
2320B Alkalinity	Analytical Method: SM 2320B-2011								
	Pace Analytical Services - Asheville								
Alkalinity,Bicarbonate (CaCO3)	ND	mg/L	5.0	5.0	1		08/06/24 15:25		
Alkalinity,Carbonate (CaCO3)	ND	mg/L	5.0	5.0	1		08/06/24 15:25		
Alkalinity, Total as CaCO3	ND	mg/L	5.0	5.0	1		08/06/24 15:25		
4500S2D Sulfide Water	Analytical Method: SM 4500-S2D-2011								
	Pace Analytical Services - Asheville								
Sulfide	ND	mg/L	0.10	0.022	1		08/03/24 03:19	18496-25-8	
300.0 IC Anions 28 Days	Analytical Method: EPA 300.0 Rev 2.1 1993								
	Pace Analytical Services - Asheville								
Chloride	ND	mg/L	1.0	0.60	1		08/03/24 10:23	16887-00-6	

This report shall not be reproduced, except in full,
without the written consent of Pace Analytical Services, LLC.

Pace Analytical Services, LLC
9800 Kincey Ave. Suite 100
Huntersville, NC 28078
(704)875-9092

ANALYTICAL RESULTS

Project: Hammond AP-1 (CA)
Pace Project No.: 92745452

Sample: HAM-AP1-FB-01 **Lab ID: 92745452011** Collected: 08/01/24 12:00 Received: 08/02/24 14:00 Matrix: Water

Parameters	Results	Units	Report Limit	MDL	DF	Prepared	Analyzed	CAS No.	Qual
300.0 IC Anions 28 Days	Analytical Method: EPA 300.0 Rev 2.1 1993 Pace Analytical Services - Asheville								
Fluoride	ND	mg/L	0.10	0.050	1		08/03/24 10:23	16984-48-8	
Sulfate	ND	mg/L	1.0	0.50	1		08/03/24 10:23	14808-79-8	

This report shall not be reproduced, except in full,
without the written consent of Pace Analytical Services, LLC.

Pace Analytical Services, LLC
9800 Kincey Ave. Suite 100
Huntersville, NC 28078
(704)875-9092

ANALYTICAL RESULTS

Project: Hammond AP-1 (CA)
Pace Project No.: 92745452

Sample: HAM-AP1-EB-01 **Lab ID: 92745452012** Collected: 08/01/24 12:00 Received: 08/02/24 14:00 Matrix: Water

Parameters	Results	Units	Report Limit	MDL	DF	Prepared	Analyzed	CAS No.	Qual
6010D ATL ICP	Analytical Method: EPA 6010D Preparation Method: EPA 3010A Pace Analytical Services - Peachtree Corners, GA								
Iron	ND	mg/L	0.040	0.025	1	08/07/24 11:36	08/07/24 19:04	7439-89-6	
Manganese	ND	mg/L	0.040	0.011	1	08/07/24 11:36	08/07/24 19:04	7439-96-5	
Potassium	ND	mg/L	0.50	0.15	1	08/07/24 11:36	08/07/24 19:04	7440-09-7	
Sodium	ND	mg/L	1.0	0.58	1	08/07/24 11:36	08/07/24 19:04	7440-23-5	
Calcium	ND	mg/L	1.0	0.12	1	08/07/24 11:36	08/07/24 19:04	7440-70-2	
Magnesium	ND	mg/L	0.050	0.012	1	08/07/24 11:36	08/07/24 19:04	7439-95-4	
6020 MET ICPMS	Analytical Method: EPA 6020B Preparation Method: EPA 3005A Pace Analytical Services - Peachtree Corners, GA								
Antimony	ND	mg/L	0.0030	0.00054	1	08/07/24 11:55	08/07/24 18:38	7440-36-0	
Arsenic	ND	mg/L	0.0050	0.00084	1	08/07/24 11:55	08/08/24 10:13	7440-38-2	
Barium	ND	mg/L	0.0050	0.00047	1	08/07/24 11:55	08/07/24 18:38	7440-39-3	
Beryllium	ND	mg/L	0.00050	0.000094	1	08/07/24 11:55	08/07/24 18:38	7440-41-7	
Boron	ND	mg/L	0.040	0.012	1	08/07/24 11:55	08/08/24 10:13	7440-42-8	
Cadmium	ND	mg/L	0.00050	0.00010	1	08/07/24 11:55	08/07/24 18:38	7440-43-9	
Chromium	ND	mg/L	0.0050	0.0019	1	08/07/24 11:55	08/07/24 18:38	7440-47-3	
Cobalt	ND	mg/L	0.0050	0.00032	1	08/07/24 11:55	08/07/24 18:38	7440-48-4	
Lead	ND	mg/L	0.0010	0.00016	1	08/07/24 11:55	08/07/24 18:38	7439-92-1	
Lithium	ND	mg/L	0.030	0.0016	1	08/07/24 11:55	08/07/24 18:38	7439-93-2	
Molybdenum	ND	mg/L	0.010	0.00062	1	08/07/24 11:55	08/07/24 18:38	7439-98-7	
Selenium	ND	mg/L	0.0050	0.00096	1	08/07/24 11:55	08/07/24 18:38	7782-49-2	
Thallium	ND	mg/L	0.0010	0.00038	1	08/07/24 11:55	08/07/24 18:38	7440-28-0	
7470 Mercury	Analytical Method: EPA 7470A Preparation Method: EPA 7470A Pace Analytical Services - Peachtree Corners, GA								
Mercury	ND	mg/L	0.00020	0.00013	1	08/14/24 10:30	08/14/24 15:38	7439-97-6	
2540C Total Dissolved Solids	Analytical Method: SM 2540C-2015 Pace Analytical Services - Peachtree Corners, GA								
Total Dissolved Solids	ND	mg/L	25.0	25.0	1		08/05/24 16:30		
2320B Alkalinity	Analytical Method: SM 2320B-2011 Pace Analytical Services - Asheville								
Alkalinity,Bicarbonate (CaCO3)	ND	mg/L	5.0	5.0	1		08/06/24 15:29		
Alkalinity,Carbonate (CaCO3)	ND	mg/L	5.0	5.0	1		08/06/24 15:29		
Alkalinity, Total as CaCO3	ND	mg/L	5.0	5.0	1		08/06/24 15:29		
4500S2D Sulfide Water	Analytical Method: SM 4500-S2D-2011 Pace Analytical Services - Asheville								
Sulfide	ND	mg/L	0.10	0.022	1		08/03/24 03:20	18496-25-8	
300.0 IC Anions 28 Days	Analytical Method: EPA 300.0 Rev 2.1 1993 Pace Analytical Services - Asheville								
Chloride	ND	mg/L	1.0	0.60	1		08/03/24 11:04	16887-00-6	

This report shall not be reproduced, except in full,
without the written consent of Pace Analytical Services, LLC.

Pace Analytical Services, LLC
9800 Kincey Ave. Suite 100
Huntersville, NC 28078
(704)875-9092

ANALYTICAL RESULTS

Project: Hammond AP-1 (CA)
Pace Project No.: 92745452

Sample: HAM-AP1-EB-01 **Lab ID: 92745452012** Collected: 08/01/24 12:00 Received: 08/02/24 14:00 Matrix: Water

Parameters	Results	Units	Report Limit	MDL	DF	Prepared	Analyzed	CAS No.	Qual
300.0 IC Anions 28 Days	Analytical Method: EPA 300.0 Rev 2.1 1993 Pace Analytical Services - Asheville								
Fluoride	ND	mg/L	0.10	0.050	1		08/03/24 11:04	16984-48-8	
Sulfate	ND	mg/L	1.0	0.50	1		08/03/24 11:04	14808-79-8	

This report shall not be reproduced, except in full,
without the written consent of Pace Analytical Services, LLC.

Pace Analytical Services, LLC
9800 Kincey Ave. Suite 100
Huntersville, NC 28078
(704)875-9092

QUALITY CONTROL DATA

Project: Hammond AP-1 (CA)
Pace Project No.: 92745452

QC Batch: 873657
QC Batch Method: EPA 3010A
Analysis Method: EPA 6010D
Analysis Description: 6010D ATL
Laboratory: Pace Analytical Services - Peachtree Corners, GA
Associated Lab Samples: 92745452001, 92745452002, 92745452003, 92745452004, 92745452005, 92745452006, 92745452007, 92745452008, 92745452009, 92745452010, 92745452011, 92745452012

METHOD BLANK: 4500486
Matrix: Water
Associated Lab Samples: 92745452001, 92745452002, 92745452003, 92745452004, 92745452005, 92745452006, 92745452007, 92745452008, 92745452009, 92745452010, 92745452011, 92745452012

Parameter	Units	Blank Result	Reporting Limit	MDL	Analyzed	Qualifiers
Calcium	mg/L	ND	1.0	0.12	08/07/24 17:00	
Iron	mg/L	ND	0.040	0.025	08/07/24 17:00	
Magnesium	mg/L	ND	0.050	0.012	08/07/24 17:00	
Manganese	mg/L	ND	0.040	0.011	08/07/24 17:00	
Potassium	mg/L	ND	0.50	0.15	08/07/24 17:00	
Sodium	mg/L	ND	1.0	0.58	08/07/24 17:00	

LABORATORY CONTROL SAMPLE: 4500487

Parameter	Units	Spike Conc.	LCS Result	LCS % Rec	% Rec Limits	Qualifiers
Calcium	mg/L	1	1.0	103	80-120	
Iron	mg/L	1	1.0	104	80-120	
Magnesium	mg/L	1	1.0	103	80-120	
Manganese	mg/L	1	1.1	105	80-120	
Potassium	mg/L	1	1.0	101	80-120	
Sodium	mg/L	1	1.1	109	80-120	

MATRIX SPIKE & MATRIX SPIKE DUPLICATE: 4500488 4500489

Parameter	Units	92745452001 Result	MS Spike Conc.	MSD Spike Conc.	MS Result	MSD Result	MS % Rec	MSD % Rec	% Rec Limits	RPD	Max RPD	Qual
Calcium	mg/L	123	1	1	122	122	-90	-79	75-125	0	20	M1
Iron	mg/L	13.2	1	1	13.9	14.0	73	86	75-125	1	20	M1
Magnesium	mg/L	17.8	1	1	18.6	18.6	74	78	75-125	0	20	M1
Manganese	mg/L	4.2	1	1	5.1	5.1	91	96	75-125	1	20	
Potassium	mg/L	5.7	1	1	6.5	6.5	76	81	75-125	1	20	
Sodium	mg/L	8.6	1	1	9.4	9.4	79	83	75-125	0	20	

Results presented on this page are in the units indicated by the "Units" column except where an alternate unit is presented to the right of the result.

This report shall not be reproduced, except in full,
without the written consent of Pace Analytical Services, LLC.

Pace Analytical Services, LLC
9800 Kincey Ave. Suite 100
Huntersville, NC 28078
(704)875-9092

QUALITY CONTROL DATA

Project: Hammond AP-1 (CA)
Pace Project No.: 92745452

QC Batch: 873910
QC Batch Method: EPA 3005A
Analysis Method: EPA 6020B
Analysis Description: 6020 MET
Laboratory: Pace Analytical Services - Peachtree Corners, GA
Associated Lab Samples: 92745452001, 92745452002, 92745452003, 92745452004, 92745452005, 92745452006, 92745452007, 92745452008, 92745452009, 92745452010, 92745452011, 92745452012

METHOD BLANK: 4501702
Matrix: Water
Associated Lab Samples: 92745452001, 92745452002, 92745452003, 92745452004, 92745452005, 92745452006, 92745452007, 92745452008, 92745452009, 92745452010, 92745452011, 92745452012

Parameter	Units	Blank Result	Reporting Limit	MDL	Analyzed	Qualifiers
Antimony	mg/L	ND	0.0030	0.00054	08/07/24 17:12	
Arsenic	mg/L	ND	0.0050	0.00084	08/08/24 10:01	
Barium	mg/L	ND	0.0050	0.00047	08/07/24 17:12	
Beryllium	mg/L	ND	0.00050	0.000094	08/07/24 17:12	
Boron	mg/L	ND	0.040	0.012	08/08/24 10:01	
Cadmium	mg/L	ND	0.00050	0.00010	08/07/24 17:12	
Chromium	mg/L	ND	0.0050	0.0019	08/07/24 17:12	
Cobalt	mg/L	ND	0.0050	0.00032	08/07/24 17:12	
Lead	mg/L	ND	0.0010	0.00016	08/07/24 17:12	
Lithium	mg/L	ND	0.030	0.0016	08/07/24 17:12	
Molybdenum	mg/L	ND	0.010	0.00062	08/07/24 17:12	
Selenium	mg/L	ND	0.0050	0.00096	08/07/24 17:12	
Thallium	mg/L	ND	0.0010	0.00038	08/07/24 17:12	

LABORATORY CONTROL SAMPLE: 4501703

Parameter	Units	Spike Conc.	LCS Result	LCS % Rec	% Rec Limits	Qualifiers
Antimony	mg/L	0.1	0.10	103	80-120	
Arsenic	mg/L	0.1	0.10	102	80-120	
Barium	mg/L	0.1	0.098	98	80-120	
Beryllium	mg/L	0.1	0.10	101	80-120	
Boron	mg/L	1	1.0	101	80-120	
Cadmium	mg/L	0.1	0.098	98	80-120	
Chromium	mg/L	0.1	0.10	100	80-120	
Cobalt	mg/L	0.1	0.097	97	80-120	
Lead	mg/L	0.1	0.10	101	80-120	
Lithium	mg/L	0.1	0.10	103	80-120	
Molybdenum	mg/L	0.1	0.10	105	80-120	
Selenium	mg/L	0.1	0.10	102	80-120	
Thallium	mg/L	0.1	0.10	100	80-120	

MATRIX SPIKE & MATRIX SPIKE DUPLICATE: 4501704 4501705

Parameter	Units	92745452002 Result	MS Spike Conc.	MSD Spike Conc.	MS Result	MSD Result	MS % Rec	MSD % Rec	% Rec Limits	RPD	Max RPD	Qual
Antimony	mg/L	ND	0.1	0.1	0.10	0.10	101	100	75-125	1	20	

Results presented on this page are in the units indicated by the "Units" column except where an alternate unit is presented to the right of the result.

REPORT OF LABORATORY ANALYSIS

This report shall not be reproduced, except in full,
without the written consent of Pace Analytical Services, LLC.

Pace Analytical Services, LLC
9800 Kincey Ave. Suite 100
Huntersville, NC 28078
(704)875-9092

QUALITY CONTROL DATA

Project: Hammond AP-1 (CA)
Pace Project No.: 92745452

MATRIX SPIKE & MATRIX SPIKE DUPLICATE: 4501704 4501705

Parameter	Units	92745452002 Result	MS Spike Conc.	MSD Spike Conc.	MS Result	MSD Result	MS % Rec	MSD % Rec	% Rec Limits	RPD	Max RPD	Qual
Arsenic	mg/L	0.26	0.1	0.1	0.35	0.35	97	93	75-125	1	20	
Barium	mg/L	0.044	0.1	0.1	0.14	0.14	101	100	75-125	1	20	
Beryllium	mg/L	0.000098J	0.1	0.1	0.092	0.089	92	89	75-125	3	20	
Boron	mg/L	0.63	1	1	1.6	1.6	97	93	75-125	3	20	
Cadmium	mg/L	ND	0.1	0.1	0.098	0.098	98	98	75-125	0	20	
Chromium	mg/L	ND	0.1	0.1	0.094	0.091	94	91	75-125	3	20	
Cobalt	mg/L	0.073	0.1	0.1	0.17	0.16	92	90	75-125	1	20	
Lead	mg/L	ND	0.1	0.1	0.095	0.096	95	96	75-125	1	20	
Lithium	mg/L	0.022J	0.1	0.1	0.11	0.11	93	93	75-125	0	20	
Molybdenum	mg/L	0.012	0.1	0.1	0.11	0.11	100	97	75-125	3	20	
Selenium	mg/L	ND	0.1	0.1	0.10	0.10	101	99	75-125	1	20	
Thallium	mg/L	ND	0.1	0.1	0.095	0.097	95	97	75-125	2	20	

Results presented on this page are in the units indicated by the "Units" column except where an alternate unit is presented to the right of the result.

This report shall not be reproduced, except in full,
without the written consent of Pace Analytical Services, LLC.

Pace Analytical Services, LLC
9800 Kincey Ave. Suite 100
Huntersville, NC 28078
(704)875-9092

QUALITY CONTROL DATA

Project: Hammond AP-1 (CA)
Pace Project No.: 92745452

QC Batch: 875505
QC Batch Method: EPA 7470A
Analysis Method: EPA 7470A
Analysis Description: 7470 Mercury
Laboratory: Pace Analytical Services - Peachtree Corners, GA
Associated Lab Samples: 92745452001, 92745452002, 92745452003, 92745452004, 92745452005, 92745452006, 92745452007, 92745452008, 92745452009, 92745452010, 92745452011, 92745452012

METHOD BLANK: 4509737
Matrix: Water
Associated Lab Samples: 92745452001, 92745452002, 92745452003, 92745452004, 92745452005, 92745452006, 92745452007, 92745452008, 92745452009, 92745452010, 92745452011, 92745452012

Parameter	Units	Blank Result	Reporting Limit	MDL	Analyzed	Qualifiers
Mercury	mg/L	ND	0.00020	0.00013	08/14/24 14:45	

LABORATORY CONTROL SAMPLE: 4509738

Parameter	Units	Spike Conc.	LCS Result	LCS % Rec	% Rec Limits	Qualifiers
Mercury	mg/L	0.0025	0.0025	100	80-120	

MATRIX SPIKE & MATRIX SPIKE DUPLICATE: 4509739 4509740

Parameter	Units	92745452001 Result	MS Spike Conc.	MSD Spike Conc.	MS Result	MSD Result	MS % Rec	MSD % Rec	% Rec Limits	RPD	Max RPD	Qual
Mercury	mg/L	ND	0.0025	0.0025	0.0025	0.0025	100	100	75-125	0	20	

Results presented on this page are in the units indicated by the "Units" column except where an alternate unit is presented to the right of the result.

REPORT OF LABORATORY ANALYSIS

This report shall not be reproduced, except in full,
without the written consent of Pace Analytical Services, LLC.

Pace Analytical Services, LLC
9800 Kincey Ave. Suite 100
Huntersville, NC 28078
(704)875-9092

QUALITY CONTROL DATA

Project: Hammond AP-1 (CA)
Pace Project No.: 92745452

QC Batch: 873350
QC Batch Method: SM 2540C-2015
Analysis Method: SM 2540C-2015
Analysis Description: 2540C Total Dissolved Solids
Laboratory: Pace Analytical Services - Peachtree Corners, GA
Associated Lab Samples: 92745452003, 92745452004, 92745452005, 92745452006, 92745452010

METHOD BLANK: 4498843
Matrix: Water
Associated Lab Samples: 92745452003, 92745452004, 92745452005, 92745452006, 92745452010

Parameter	Units	Blank Result	Reporting Limit	MDL	Analyzed	Qualifiers
Total Dissolved Solids	mg/L	ND	25.0	25.0	08/05/24 12:39	

LABORATORY CONTROL SAMPLE: 4498844

Parameter	Units	Spike Conc.	LCS Result	LCS % Rec	% Rec Limits	Qualifiers
Total Dissolved Solids	mg/L	400	479	120	80-120	

SAMPLE DUPLICATE: 4498845

Parameter	Units	92745459001 Result	Dup Result	RPD	Max RPD	Qualifiers
Total Dissolved Solids	mg/L	239	232	3	10	

SAMPLE DUPLICATE: 4498846

Parameter	Units	92745452006 Result	Dup Result	RPD	Max RPD	Qualifiers
Total Dissolved Solids	mg/L	470	489	4	10	

Results presented on this page are in the units indicated by the "Units" column except where an alternate unit is presented to the right of the result.

This report shall not be reproduced, except in full,
without the written consent of Pace Analytical Services, LLC.

Pace Analytical Services, LLC
9800 Kincey Ave. Suite 100
Huntersville, NC 28078
(704)875-9092

QUALITY CONTROL DATA

Project: Hammond AP-1 (CA)
Pace Project No.: 92745452

QC Batch: 873411
QC Batch Method: SM 2540C-2015
Analysis Method: SM 2540C-2015
Analysis Description: 2540C Total Dissolved Solids
Laboratory: Pace Analytical Services - Peachtree Corners, GA
Associated Lab Samples: 92745452001, 92745452002, 92745452007, 92745452008, 92745452009, 92745452011, 92745452012

METHOD BLANK: 4499128
Matrix: Water
Associated Lab Samples: 92745452001, 92745452002, 92745452007, 92745452008, 92745452009, 92745452011, 92745452012

Parameter	Units	Blank Result	Reporting Limit	MDL	Analyzed	Qualifiers
Total Dissolved Solids	mg/L	ND	25.0	25.0	08/05/24 16:11	

LABORATORY CONTROL SAMPLE: 4499129

Parameter	Units	Spike Conc.	LCS Result	LCS % Rec	% Rec Limits	Qualifiers
Total Dissolved Solids	mg/L	400	407	102	80-120	

SAMPLE DUPLICATE: 4499130

Parameter	Units	92745459017 Result	Dup Result	RPD	Max RPD	Qualifiers
Total Dissolved Solids	mg/L	166	166	0	10	

SAMPLE DUPLICATE: 4499131

Parameter	Units	92745452011 Result	Dup Result	RPD	Max RPD	Qualifiers
Total Dissolved Solids	mg/L	ND	ND		10	

Results presented on this page are in the units indicated by the "Units" column except where an alternate unit is presented to the right of the result.

REPORT OF LABORATORY ANALYSIS

This report shall not be reproduced, except in full,
without the written consent of Pace Analytical Services, LLC.

Pace Analytical Services, LLC
9800 Kincey Ave. Suite 100
Huntersville, NC 28078
(704)875-9092

QUALITY CONTROL DATA

Project: Hammond AP-1 (CA)
Pace Project No.: 92745452

QC Batch: 873172
QC Batch Method: SM 2320B-2011
Analysis Method: SM 2320B-2011
Analysis Description: 2320B Alkalinity
Laboratory: Pace Analytical Services - Asheville
Associated Lab Samples: 92745452001, 92745452002, 92745452003, 92745452004, 92745452005, 92745452006, 92745452007, 92745452008, 92745452009, 92745452010, 92745452011, 92745452012

METHOD BLANK: 4498414
Matrix: Water
Associated Lab Samples: 92745452001, 92745452002, 92745452003, 92745452004, 92745452005, 92745452006, 92745452007, 92745452008, 92745452009, 92745452010, 92745452011, 92745452012

Parameter	Units	Blank Result	Reporting Limit	MDL	Analyzed	Qualifiers
Alkalinity, Total as CaCO3	mg/L	ND	5.0	5.0	08/06/24 12:56	
Alkalinity,Bicarbonate (CaCO3)	mg/L	ND	5.0	5.0	08/06/24 12:56	
Alkalinity,Carbonate (CaCO3)	mg/L	ND	5.0	5.0	08/06/24 12:56	

LABORATORY CONTROL SAMPLE: 4498415

Parameter	Units	Spike Conc.	LCS Result	LCS % Rec	% Rec Limits	Qualifiers
Alkalinity, Total as CaCO3	mg/L	50	52.8	106	80-120	

LABORATORY CONTROL SAMPLE: 4498416

Parameter	Units	Spike Conc.	LCS Result	LCS % Rec	% Rec Limits	Qualifiers
Alkalinity, Total as CaCO3	mg/L	50	52.1	104	80-120	

MATRIX SPIKE & MATRIX SPIKE DUPLICATE: 4498417 4498418

Parameter	Units	92745452001 Result	MS Spike Conc.	MSD Spike Conc.	MS Result	MSD Result	MS % Rec	MSD % Rec	% Rec Limits	RPD	Max RPD	Qual
Alkalinity, Total as CaCO3	mg/L	119	50	50	165	168	93	98	80-120	1	25	

MATRIX SPIKE & MATRIX SPIKE DUPLICATE: 4498419 4498420

Parameter	Units	92745452002 Result	MS Spike Conc.	MSD Spike Conc.	MS Result	MSD Result	MS % Rec	MSD % Rec	% Rec Limits	RPD	Max RPD	Qual
Alkalinity, Total as CaCO3	mg/L	76.4	50	50	127	126	101	100	80-120	0	25	

Results presented on this page are in the units indicated by the "Units" column except where an alternate unit is presented to the right of the result.

This report shall not be reproduced, except in full,
without the written consent of Pace Analytical Services, LLC.

Pace Analytical Services, LLC
9800 Kincey Ave. Suite 100
Huntersville, NC 28078
(704)875-9092

QUALITY CONTROL DATA

Project: Hammond AP-1 (CA)
Pace Project No.: 92745452

QC Batch: 873142
QC Batch Method: SM 4500-S2D-2011
Analysis Method: SM 4500-S2D-2011
Analysis Description: 4500S2D Sulfide Water
Laboratory: Pace Analytical Services - Asheville
Associated Lab Samples: 92745452001, 92745452002, 92745452003, 92745452004, 92745452005, 92745452006, 92745452007, 92745452008, 92745452009, 92745452010, 92745452011, 92745452012

METHOD BLANK: 4498333
Matrix: Water
Associated Lab Samples: 92745452001, 92745452002, 92745452003, 92745452004, 92745452005, 92745452006, 92745452007, 92745452008, 92745452009, 92745452010, 92745452011, 92745452012

Parameter	Units	Blank Result	Reporting Limit	MDL	Analyzed	Qualifiers
Sulfide	mg/L	ND	0.10	0.022	08/03/24 03:06	

LABORATORY CONTROL SAMPLE: 4498334

Parameter	Units	Spike Conc.	LCS Result	LCS % Rec	% Rec Limits	Qualifiers
Sulfide	mg/L	0.5	0.53	107	80-120	

MATRIX SPIKE & MATRIX SPIKE DUPLICATE: 4498335 4498336

Parameter	Units	92745068001 Result	MS Spike Conc.	MSD Spike Conc.	MS Result	MSD Result	MS % Rec	MSD % Rec	% Rec Limits	RPD	Max RPD	Qual
Sulfide	mg/L	ND	0.5	0.5	0.48	0.50	94	98	80-120	4	10	

MATRIX SPIKE & MATRIX SPIKE DUPLICATE: 4498337 4498338

Parameter	Units	92745452006 Result	MS Spike Conc.	MSD Spike Conc.	MS Result	MSD Result	MS % Rec	MSD % Rec	% Rec Limits	RPD	Max RPD	Qual
Sulfide	mg/L	ND	0.5	0.5	0.49	0.51	98	102	80-120	4	10	

Results presented on this page are in the units indicated by the "Units" column except where an alternate unit is presented to the right of the result.

REPORT OF LABORATORY ANALYSIS

This report shall not be reproduced, except in full,
without the written consent of Pace Analytical Services, LLC.

Pace Analytical Services, LLC
9800 Kincey Ave. Suite 100
Huntersville, NC 28078
(704)875-9092

QUALITY CONTROL DATA

Project: Hammond AP-1 (CA)
Pace Project No.: 92745452

QC Batch: 873156
QC Batch Method: EPA 300.0 Rev 2.1 1993
Analysis Method: EPA 300.0 Rev 2.1 1993
Analysis Description: 300.0 IC Anions
Laboratory: Pace Analytical Services - Asheville
Associated Lab Samples: 92745452001, 92745452002, 92745452003, 92745452004, 92745452005, 92745452006, 92745452007, 92745452008, 92745452009, 92745452010, 92745452011, 92745452012

METHOD BLANK: 4498354 Matrix: Water
Associated Lab Samples: 92745452001, 92745452002, 92745452003, 92745452004, 92745452005, 92745452006, 92745452007, 92745452008, 92745452009, 92745452010, 92745452011, 92745452012

Parameter	Units	Blank Result	Reporting Limit	MDL	Analyzed	Qualifiers
Chloride	mg/L	ND	1.0	0.60	08/03/24 09:56	
Fluoride	mg/L	ND	0.10	0.050	08/03/24 09:56	
Sulfate	mg/L	ND	1.0	0.50	08/03/24 09:56	

LABORATORY CONTROL SAMPLE: 4498355

Parameter	Units	Spike Conc.	LCS Result	LCS % Rec	% Rec Limits	Qualifiers
Chloride	mg/L	50	49.4	99	90-110	
Fluoride	mg/L	2.5	2.5	101	90-110	
Sulfate	mg/L	50	48.8	98	90-110	

MATRIX SPIKE & MATRIX SPIKE DUPLICATE: 4498356 4498357

Parameter	Units	92745452001 Result	MS Spike Conc.	MSD Spike Conc.	MS Result	MSD Result	MS % Rec	MSD % Rec	% Rec Limits	RPD	Max RPD	Qual
Chloride	mg/L	16.7	50	50	65.1	65.7	97	98	90-110	1	10	
Fluoride	mg/L	0.22	2.5	2.5	2.6	2.6	95	96	90-110	1	10	
Sulfate	mg/L	223	50	50	265	266	83	84	90-110	0	10	M1

MATRIX SPIKE & MATRIX SPIKE DUPLICATE: 4498358 4498359

Parameter	Units	92745452011 Result	MS Spike Conc.	MSD Spike Conc.	MS Result	MSD Result	MS % Rec	MSD % Rec	% Rec Limits	RPD	Max RPD	Qual
Chloride	mg/L	ND	50	50	48.6	48.3	97	96	90-110	1	10	
Fluoride	mg/L	ND	2.5	2.5	2.4	2.4	96	95	90-110	2	10	
Sulfate	mg/L	ND	50	50	47.9	47.6	96	95	90-110	1	10	

Results presented on this page are in the units indicated by the "Units" column except where an alternate unit is presented to the right of the result.

This report shall not be reproduced, except in full,
without the written consent of Pace Analytical Services, LLC.

Pace Analytical Services, LLC
9800 Kincey Ave. Suite 100
Huntersville, NC 28078
(704)875-9092

QUALIFIERS

Project: Hammond AP-1 (CA)
Pace Project No.: 92745452

DEFINITIONS

DF - Dilution Factor, if reported, represents the factor applied to the reported data due to dilution of the sample aliquot.

ND - Not Detected at or above adjusted reporting limit.

TNTC - Too Numerous To Count

J - Estimated concentration above the adjusted method detection limit and below the adjusted reporting limit.

MDL - Adjusted Method Detection Limit.

PQL - Practical Quantitation Limit.

RL - Reporting Limit - The lowest concentration value that meets project requirements for quantitative data with known precision and bias for a specific analyte in a specific matrix.

S - Surrogate

1,2-Diphenylhydrazine decomposes to and cannot be separated from Azobenzene using Method 8270. The result for each analyte is a combined concentration.

Consistent with EPA guidelines, unrounded data are displayed and have been used to calculate % recovery and RPD values.

LCS(D) - Laboratory Control Sample (Duplicate)

MS(D) - Matrix Spike (Duplicate)

DUP - Sample Duplicate

RPD - Relative Percent Difference

NC - Not Calculable.

SG - Silica Gel - Clean-Up

U - Indicates the compound was analyzed for, but not detected.

Acid preservation may not be appropriate for 2 Chloroethylvinyl ether.

A separate vial preserved to a pH of 4-5 is recommended in SW846 Chapter 4 for the analysis of Acrolein and Acrylonitrile by EPA Method 8260.

N-Nitrosodiphenylamine decomposes and cannot be separated from Diphenylamine using Method 8270. The result reported for each analyte is a combined concentration.

Reported results are not rounded until the final step prior to reporting. Therefore, calculated parameters that are typically reported as "Total" may vary slightly from the sum of the reported component parameters.

Pace Analytical is TNI accredited. Contact your Pace PM for the current list of accredited analytes.

TNI - The NELAC Institute.

ANALYTE QUALIFIERS

M1 Matrix spike recovery exceeded QC limits. Batch accepted based on laboratory control sample (LCS) recovery.

This report shall not be reproduced, except in full,
without the written consent of Pace Analytical Services, LLC.

Pace Analytical Services, LLC
9800 Kincey Ave. Suite 100
Huntersville, NC 28078
(704)875-9092

QUALITY CONTROL DATA CROSS REFERENCE TABLE

Project: Hammond AP-1 (CA)
Pace Project No.: 92745452

Lab ID	Sample ID	QC Batch Method	QC Batch	Analytical Method	Analytical Batch
92745452001	**HAM-PT-07**	EPA 3010A	873657	EPA 6010D	873965
92745452002	**HAM-PT-08**	EPA 3010A	873657	EPA 6010D	873965
92745452003	**HAM-PT-09**	EPA 3010A	873657	EPA 6010D	873965
92745452004	**HAM-PT-10**	EPA 3010A	873657	EPA 6010D	873965
92745452005	**HAM-PT-11**	EPA 3010A	873657	EPA 6010D	873965
92745452006	**HAM-PT-12**	EPA 3010A	873657	EPA 6010D	873965
92745452007	**HAM-PT-13**	EPA 3010A	873657	EPA 6010D	873965
92745452008	**HAM-PT-14**	EPA 3010A	873657	EPA 6010D	873965
92745452009	**HAM-PT-15**	EPA 3010A	873657	EPA 6010D	873965
92745452010	**HAM-AP1-FD-01**	EPA 3010A	873657	EPA 6010D	873965
92745452011	**HAM-AP1-FB-01**	EPA 3010A	873657	EPA 6010D	873965
92745452012	**HAM-AP1-EB-01**	EPA 3010A	873657	EPA 6010D	873965
92745452001	**HAM-PT-07**	EPA 3005A	873910	EPA 6020B	874022
92745452002	**HAM-PT-08**	EPA 3005A	873910	EPA 6020B	874022
92745452003	**HAM-PT-09**	EPA 3005A	873910	EPA 6020B	874022
92745452004	**HAM-PT-10**	EPA 3005A	873910	EPA 6020B	874022
92745452005	**HAM-PT-11**	EPA 3005A	873910	EPA 6020B	874022
92745452006	**HAM-PT-12**	EPA 3005A	873910	EPA 6020B	874022
92745452007	**HAM-PT-13**	EPA 3005A	873910	EPA 6020B	874022
92745452008	**HAM-PT-14**	EPA 3005A	873910	EPA 6020B	874022
92745452009	**HAM-PT-15**	EPA 3005A	873910	EPA 6020B	874022
92745452010	**HAM-AP1-FD-01**	EPA 3005A	873910	EPA 6020B	874022
92745452011	**HAM-AP1-FB-01**	EPA 3005A	873910	EPA 6020B	874022
92745452012	**HAM-AP1-EB-01**	EPA 3005A	873910	EPA 6020B	874022
92745452001	**HAM-PT-07**	EPA 7470A	875505	EPA 7470A	875591
92745452002	**HAM-PT-08**	EPA 7470A	875505	EPA 7470A	875591
92745452003	**HAM-PT-09**	EPA 7470A	875505	EPA 7470A	875591
92745452004	**HAM-PT-10**	EPA 7470A	875505	EPA 7470A	875591
92745452005	**HAM-PT-11**	EPA 7470A	875505	EPA 7470A	875591
92745452006	**HAM-PT-12**	EPA 7470A	875505	EPA 7470A	875591
92745452007	**HAM-PT-13**	EPA 7470A	875505	EPA 7470A	875591
92745452008	**HAM-PT-14**	EPA 7470A	875505	EPA 7470A	875591
92745452009	**HAM-PT-15**	EPA 7470A	875505	EPA 7470A	875591
92745452010	**HAM-AP1-FD-01**	EPA 7470A	875505	EPA 7470A	875591
92745452011	**HAM-AP1-FB-01**	EPA 7470A	875505	EPA 7470A	875591
92745452012	**HAM-AP1-EB-01**	EPA 7470A	875505	EPA 7470A	875591
92745452001	**HAM-PT-07**	SM 2540C-2015	873411		
92745452002	**HAM-PT-08**	SM 2540C-2015	873411		
92745452003	**HAM-PT-09**	SM 2540C-2015	873350		
92745452004	**HAM-PT-10**	SM 2540C-2015	873350		
92745452005	**HAM-PT-11**	SM 2540C-2015	873350		
92745452006	**HAM-PT-12**	SM 2540C-2015	873350		
92745452007	**HAM-PT-13**	SM 2540C-2015	873411		
92745452008	**HAM-PT-14**	SM 2540C-2015	873411		
92745452009	**HAM-PT-15**	SM 2540C-2015	873411		
92745452010	**HAM-AP1-FD-01**	SM 2540C-2015	873350		

This report shall not be reproduced, except in full,
without the written consent of Pace Analytical Services, LLC.

Pace Analytical Services, LLC
9800 Kincey Ave. Suite 100
Huntersville, NC 28078
(704)875-9092

QUALITY CONTROL DATA CROSS REFERENCE TABLE

Project: Hammond AP-1 (CA)
Pace Project No.: 92745452

Lab ID	Sample ID	QC Batch Method	QC Batch	Analytical Method	Analytical Batch
92745452011	**HAM-AP1-FB-01**	SM 2540C-2015	873411		
92745452012	**HAM-AP1-EB-01**	SM 2540C-2015	873411		
92745452001	**HAM-PT-07**	SM 2320B-2011	873172		
92745452002	**HAM-PT-08**	SM 2320B-2011	873172		
92745452003	**HAM-PT-09**	SM 2320B-2011	873172		
92745452004	**HAM-PT-10**	SM 2320B-2011	873172		
92745452005	**HAM-PT-11**	SM 2320B-2011	873172		
92745452006	**HAM-PT-12**	SM 2320B-2011	873172		
92745452007	**HAM-PT-13**	SM 2320B-2011	873172		
92745452008	**HAM-PT-14**	SM 2320B-2011	873172		
92745452009	**HAM-PT-15**	SM 2320B-2011	873172		
92745452010	**HAM-AP1-FD-01**	SM 2320B-2011	873172		
92745452011	**HAM-AP1-FB-01**	SM 2320B-2011	873172		
92745452012	**HAM-AP1-EB-01**	SM 2320B-2011	873172		
92745452001	**HAM-PT-07**	SM 4500-S2D-2011	873142		
92745452002	**HAM-PT-08**	SM 4500-S2D-2011	873142		
92745452003	**HAM-PT-09**	SM 4500-S2D-2011	873142		
92745452004	**HAM-PT-10**	SM 4500-S2D-2011	873142		
92745452005	**HAM-PT-11**	SM 4500-S2D-2011	873142		
92745452006	**HAM-PT-12**	SM 4500-S2D-2011	873142		
92745452007	**HAM-PT-13**	SM 4500-S2D-2011	873142		
92745452008	**HAM-PT-14**	SM 4500-S2D-2011	873142		
92745452009	**HAM-PT-15**	SM 4500-S2D-2011	873142		
92745452010	**HAM-AP1-FD-01**	SM 4500-S2D-2011	873142		
92745452011	**HAM-AP1-FB-01**	SM 4500-S2D-2011	873142		
92745452012	**HAM-AP1-EB-01**	SM 4500-S2D-2011	873142		
92745452001	**HAM-PT-07**	EPA 300.0 Rev 2.1 1993	873156		
92745452002	**HAM-PT-08**	EPA 300.0 Rev 2.1 1993	873156		
92745452003	**HAM-PT-09**	EPA 300.0 Rev 2.1 1993	873156		
92745452004	**HAM-PT-10**	EPA 300.0 Rev 2.1 1993	873156		
92745452005	**HAM-PT-11**	EPA 300.0 Rev 2.1 1993	873156		
92745452006	**HAM-PT-12**	EPA 300.0 Rev 2.1 1993	873156		
92745452007	**HAM-PT-13**	EPA 300.0 Rev 2.1 1993	873156		
92745452008	**HAM-PT-14**	EPA 300.0 Rev 2.1 1993	873156		
92745452009	**HAM-PT-15**	EPA 300.0 Rev 2.1 1993	873156		
92745452010	**HAM-AP1-FD-01**	EPA 300.0 Rev 2.1 1993	873156		
92745452011	**HAM-AP1-FB-01**	EPA 300.0 Rev 2.1 1993	873156		
92745452012	**HAM-AP1-EB-01**	EPA 300.0 Rev 2.1 1993	873156		

This report shall not be reproduced, except in full,
without the written consent of Pace Analytical Services, LLC.

WO# : 92745452

92745452

Pace Analytical
www.pacelabs.com

CHAIN-OF-CUSTODY / Analytical Request Documen

The Chain-of-Custody is a LEGAL DOCUMENT. All relevant fields must be completed accurately.

Page: 1 of 1

Section A Required Client Information:

Company:	GA Power
Address:	Atlanta, GA
Email To:	SCS Contacts
Phone:	Fax:
Requested Due Date/TAT:	5 day

Section B Required Project Information:

Report To:	SCS Contacts
Copy To:	Geosyntec Contacts
Purchase Order No.:	GPC82474-0001
Project Name:	Hammond AP-1
Project Number:	

Section C Invoice Information:

Attention:	Southern Co.
Company Name:	
Address:	
Pace Quote Reference:	
Pace Project Manager:	Bonnie Vang
Pace Profile #:	10839

REGULATORY AGENCY

NPDES | GROUND WATER | DRINKING WATER
UST | RCRA | OTHER CCR

Site Location STATE: GA

Section D Required Client Information

Valid Matrix Codes

MATRIX	CODE
DRINKING WATER	DW WT
WATER	WW
WASTE WATER	P
PRODUCT	SL
SOIL/SOLID	OL
OIL	WP
WIPE	AR
AIR	OT
OTHER	TS
TISSUE	

SAMPLE ID (A-Z, 0-9 / -) Sample IDs MUST BE UNIQUE

Requested Analysis Filtered (Y/N)

ITEM #	SAMPLE ID	MATRIX CODE (see valid codes to le	SAMPLE TYPE (G=GRAB C=COMP)	COLLECTED COMPOSITE DATE	COLLECTED COMPOSITE TIME	COLLECTED COMPOSITE END/GRAB DATE	COLLECTED COMPOSITE END/GRAB TIME	SAMPLE TEMP AT COLLECTION	# OF CONTAINERS	Preservatives: Unpreserved	H_2SO_4	HNO_3	HCl	NaOH	$Na_2S_2O_3$	Methanol	Other	Analysis Test Y/N	Chloride, Fluoride, Sulfate N	Full App III and IV metals N	Major Ions (Profile 10839-2): N	TDS N	Residual Chlorine (Y/N)	Pace Project No./ Lab I.D.
1	HAM-PT-07	WG	G	8/1/24	1343			18	5	3		1					1		X	X	X	X	N	
2	HAM-PT-08	WG	G	8/1/24	1455			23	5	3		1					1		X	X	X	X	N	
3	HAM-PT-09	WG	G	7/31/24	1333			20	5	3		1					1		X	X	X	X	N	
4	HAM-PT-10	WG	G	7/31/24	1007			17	5	3		1					1		X	X	X	X	N	
5	HAM-PT-11	WG	G	7/31/24	1646			18	5	3		1					1		X	X	X	X	N	
6	HAM-PT-12	WG	G	7/31/24	1805			19	5	3		1					1		X	X	X	X	N	
7	HAM-PT-13	WG	G	8/1/24	1247	JT 8/2/24		24	5	3		1					1		X	X	X	X	N	
8	HAM-PT-14	WG	G	8/1/24	1545			19	5	3		1					1		X	X	X	X	N	
9	HAM-PT-15	WG	G	8/1/24	1047			24	5	3		1					1		X	X	X	X	N	
10	HAM-AP-1-FD-01	WG	G	7/31/24	0000			19	5	3		1					1		X	X	X	X	N	
11	HAM-AP-1-FB-01	WQ	G	8/1/24	1200			19	5	3		1					1		X	X	X	X	N	
12	HAM-AP-1-EB-01	WQ	G	8/1/24	1200			19	5	3		1					1		X	X	X	X	N	

ADDITIONAL COMMENTS	RELINQUISHED BY / AFFILIATION	DATE	TIME	ACCEPTED BY / AFFILIATION	DATE	TIME	SAMPLE CONDITIONS
Task Code: HAM-CCR-CA-20240801	Thomas Kessler / Geosyntec	8/1/24	1800	Jamie Newsome / Geosyntec	8/1/24	1800	
	Jamie Newsome / Geosyntec	8/2/24	0952	Ryan Williams / Pace	8/1/24	0952	
	Ryan Williams / Pace	8/2/24	1400	[illegible] / Pace	8/2/24	1400	

SAMPLER NAME AND SIGNATURE

PRINT Name of SAMPLER: Jacob Tracy, Thomas Kessler / Geosyntec Consultants, Inc.

SIGNATURE of SAMPLER: [signature] DATE Signed (MM/DD/YY): 8/1/24

Temp in °C	Received on Ice (Y/N)	Custody Sealed Cooler (Y/N)	Samples Intact (Y/N)

Pace	DC#_Title: ENV-FRM-HUN1-0083 v05_Sample Condition Upon Receipt
	Effective Date: 05/24/2024

Laboratory receiving samples:
Asheville ☐ Eden ☐ Greenwood ☐ Huntersville ☐ Raleigh ☐ Mechanicsville ☐ Atlanta ☑ Kernersville ☐

Sample Condition Upon Receipt

Client Name: GA Power

Project #: **WO#: 92745452**

PM: BV **Due Date: 08/09/24**
CLIENT: 92- GP-HAM

Courier: ☐ Commercial ☐ Fed Ex ☐ UPS ☐ USPS ☐ Client ☑ Pace ☐ Other:____

Custody Seal Present? ☐ Yes ☑ No Seals Intact? ☐ Yes ☐ No ☑ N/A

Date/Initials Person Examining Contents: JT 8/2/24

Packing Material: ☑ Bubble Wrap ☐ Bubble Bags ☐ None ☐ Other

Biological Tissue Frozen? ☐ Yes ☐ No ☑ N/A

Thermometer: ☑ IR Gun ID: 214

Type of Ice: ☑ Wet ☐ Blue ☐ None

Cooler Temp: 5.6 Correction Factor: Add/Subtract (°C) 0.0

Temp should be above freezing to 6°C
☐ Samples out of temp criteria. Samples on ice, cooling process has begun

Cooler Temp Corrected (°C): 5.6

USDA Regulated Soil (☐ N/A, water sample)
Did samples originate in a quarantine zone within the United States: CA, NY, or SC (check maps)? ☐ Yes ☐ No

Did samples originate from a foreign source (internationally, including Hawaii and Puerto Rico)? ☐ Yes ☐ No

				Comments/Discrepancy:
Chain of Custody Present?	☑ Yes	☐ No	☐ N/A	1.
Samples Arrived within Hold Time?	☑ Yes	☐ No	☐ N/A	2.
Short Hold Time Analysis (<72 hr.)?	☐ Yes	☑ No	☐ N/A	3.
Rush Turn Around Time Requested?	☐ Yes	☑ No	☐ N/A	4.
Sufficient Volume?	☑ Yes	☐ No	☐ N/A	5.
Correct Containers Used?	☑ Yes	☐ No	☐ N/A	6.
-Pace Containers Used?	☑ Yes	☐ No	☐ N/A	
Containers Intact?	☑ Yes	☐ No	☐ N/A	7.
Dissolved analysis: Samples Field Filtered?	☐ Yes	☐ No	☑ N/A	8.
Sample Labels Match COC? -Includes Date/Time/ID/Analysis Matrix: WT	☑ Yes	☐ No	☐ N/A	9.
Headspace in VOA Vials (>5-6mm)?	☐ Yes	☐ No	☑ N/A	10.
Trip Blank Present?	☐ Yes	☐ No	☑ N/A	11.
Trip Blank Custody Seals Present?	☐ Yes	☐ No	☑ N/A	

COMMENTS/SAMPLE DISCREPANCY

Field Data Required? ☐ Yes ☐ No

Lot ID of split containers:

CLIENT NOTIFICATION/RESOLUTION

Person contacted: Date/Time:

Project Manager SCURF Review: Date:

Project Manager SRF Review: Date:

*Check mark top half of box if pH and/or dechlorination is verified and within the acceptance range for preservation samples.
Exceptions: VOA, Coliform, TOC, Oil and Grease, DRO/8015 (water) DOC, LLHg
**Bottom half of box is to list number of bottles
***Check all unpreserved Nitrates for chlorine

Project #

Laboratory Receiving Location: Asheville ☐ Eden ☐ Greenwood ☐ Huntersville ☐ Raleigh ☐ Mechanicsville ☐ Atlanta ☐ Kernersville ☐

Client_____ Profile/EZ (Circle one)_____ Notes_____

Item#	BP4U-125 mL Plastic Unpreserved (N/A) (Cl-)	BP3U-250 mL Plastic Unpreserved (N/A)	BP2U-500 mL Plastic Unpreserved (N/A)	BP1U-1 liter Plastic Unpreserved (N/A)		BP4S-125 mL Plastic H2SO4 (pH < 2) (Cl-)	BP3N-250 mL plastic HNO3 (pH < 2)	BP4Z-125 mL Plastic ZN Acetate & NaOH (>9)	BP4B-125 mL Plastic NaOH (pH > 12) (Cl-)	WGFU-Wide-mouthed Glass jar Unpreserved	AG1U-1 liter Amber Unpreserved (N/A) (Cl-)	AG1H-1 liter Amber HCl (pH < 2)	AG3U-250 mL Amber Unpreserved (N/A) (Cl-)	AG1S-1 liter Amber H2SO4 (pH < 2)	AG3S-250 mL Amber H2SO4 (pH < 2)	DG94-40 mL Amber NH4Cl (N/A)(Cl-)	DG9H-40 mL VOA HCl (N/A)	VG9T-40 mL VOA Na2S2O3 (N/A)	VG9U-40 mL VOA Unpreserved (N/A)	DG9V-40 mL VOA H3PO4 (N/A)	KP7U-50 mL Plastic Unpreserved (N/A)	V/GK (3 vials per kit)-VPH/Gas kit (N/A)	SP5T-125 mL Sterile Plastic (N/A – lab)	SP2T-250 mL Sterile Plastic (N/A – lab)		BP3R-250 mL Plastic (NH2)2SO4 (9.3-9.7)	AG0U-100 mL Amber Unpreserved (N/A) (Cl-)	VSGU-20 mL Scintillation vials (N/A)	DG9U-40 mL Amber Unpreserved vials (N/A)
CC																													
1		2	1				1	1																					
2		2	1				1	1																					
3		2	1				1	1																					
4		2	1				1	1																					
5		2	1				1	1																					
6		2	1				1	1																					
7		2	1				1	1																					
8		2	1				1	1																					
9		2	1				1	1																					
10		2	1				1	1																					
11		2	1				1	1																					
12		2	1				1	1																					

pH Adjustment Log for Preserved Samples

Sample ID	Type of Preservative	pH upon receipt	Date preservation adjusted	Time preservation adjusted	Amount of Preservative added	Lot #

Note: Whenever there is a discrepancy affecting North Carolina compliance samples, a copy of this form will be sent to the North Carolina DENR Certification Office (i.e. Out of hold, incorrect preservative, out of temp, incorrect containers.

Pace Analytical Services, LLC
9800 Kincey Ave. Suite 100
Huntersville, NC 28078
(704)875-9092

August 26, 2024

Kristen Jurinko
Southern Company
241 Ralph McGill Blvd NE
Bin 10160
Atlanta, GA 30308

RE: Project: Hammond AP-1 (CA)-20240807
Pace Project No.: 92746280

Dear Kristen Jurinko:

Enclosed are the analytical results for sample(s) received by the laboratory between August 07, 2024 and August 14, 2024. The results relate only to the samples included in this report. Results reported herein conform to the applicable TNI/NELAC Standards and the laboratory's Quality Manual, where applicable, unless otherwise noted in the body of the report.

The test results provided in this final report were generated by each of the following laboratories within the Pace Network:

- Pace Analytical Services - Asheville
- Pace Analytical Services - Peachtree Corners, GA

If you have any questions concerning this report, please feel free to contact me.

Sincerely,

Bonnie Vang

Bonnie Vang
bonnie.vang@pacelabs.com
704-977-0968
Project Manager

Enclosures

cc: Kip Gray, Geosyntec
Christine Hug, Geosyntec Consultants, Inc.
Thomas Kessler, Geosyntec Consultants
Whitney Law, Geosyntec Consultants
Laura Midkiff, Southern Company
Caroline Nelson, Geosyntec Consultants, Inc
Jamie Newsome, Geosyntec Consultants
Zain Webb, Geosyntec Consultants

This report shall not be reproduced, except in full,
without the written consent of Pace Analytical Services, LLC.

Pace Analytical Services, LLC
9800 Kincey Ave. Suite 100
Huntersville, NC 28078
(704)875-9092

CERTIFICATIONS

Project:	Hammond AP-1 (CA)-20240807
Pace Project No.:	92746280

Pace Analytical Services Asheville
2225 Riverside Drive, Asheville, NC 28804
Florida/NELAP Certification #: E87648
North Carolina Drinking Water Certification #: 37712
North Carolina Wastewater Certification #: 40
South Carolina Laboratory ID: 99030
South Carolina Certification #: 99030001
Virginia/VELAP Certification #: 460222

Pace Analytical Services Peachtree Corners
110 Technology Pkwy, Peachtree Corners, GA 30092
Florida DOH Certification #: E87315
Georgia DW Inorganics Certification #: 812
North Carolina Certification #: 381
South Carolina Certification #: 98011001
Virginia Certification #: 460204

This report shall not be reproduced, except in full,
without the written consent of Pace Analytical Services, LLC.

Pace Analytical Services, LLC
9800 Kincey Ave. Suite 100
Huntersville, NC 28078
(704)875-9092

SAMPLE SUMMARY

Project: Hammond AP-1 (CA)-20240807
Pace Project No.: 92746280

Lab ID	Sample ID	Matrix	Date Collected	Date Received
92746280001	**HAM-PT-09**	Water	08/06/24 11:10	08/07/24 12:25
92746280002	**HAM-PT-12**	Water	08/06/24 16:20	08/07/24 12:25
92746280003	**HAM-AP1-FD-01**	Water	08/06/24 00:00	08/07/24 12:25
92746280004	**HAM-PT-08**	Water	08/08/24 18:10	08/09/24 14:15
92746280005	**HAM-PT-11**	Water	08/07/24 10:30	08/09/24 14:15
92746280006	**HAM-PT-14**	Water	08/08/24 13:21	08/09/24 14:15
92746280007	**HAM-PT-15**	Water	08/09/24 10:10	08/12/24 12:10
92746280008	**HAM-PT-07**	Water	08/09/24 12:15	08/12/24 12:10
92746280009	**HAM-PT-13**	Water	08/09/24 14:05	08/12/24 12:10
92746280010	**HAM-AP1-EB-01**	Water	08/09/24 14:40	08/12/24 12:10
92746280011	**HAM-AP1-FB-01**	Water	08/09/24 14:50	08/12/24 12:10
92746280012	**HAM-MW-53**	Water	08/12/24 14:45	08/14/24 16:35
92746280013	**HAM-MW-54**	Water	08/12/24 12:35	08/14/24 14:40
92746282001	**HAM-PT-10**	Water	08/05/24 17:02	08/07/24 12:25

This report shall not be reproduced, except in full,
without the written consent of Pace Analytical Services, LLC.

Pace Analytical Services, LLC
9800 Kincey Ave. Suite 100
Huntersville, NC 28078
(704)875-9092

SAMPLE ANALYTE COUNT

Project: Hammond AP-1 (CA)-20240807
Pace Project No.: 92746280

Lab ID	Sample ID	Method	Analysts	Analytes Reported
92746280001	**HAM-PT-09**	EPA 6010D	MJS2	1
		EPA 6020B	CW1	2
92746280002	**HAM-PT-12**	EPA 6010D	MJS2	1
		EPA 6020B	CW1	2
92746280003	**HAM-AP1-FD-01**	EPA 6010D	MJS2	1
		EPA 6020B	CW1	3
92746280004	**HAM-PT-08**	EPA 6010D	MT1	1
		EPA 6020B	CW1	2
92746280005	**HAM-PT-11**	EPA 6010D	MT1	1
		EPA 6020B	CW1	2
92746280006	**HAM-PT-14**	EPA 6010D	MT1	1
		EPA 6020B	CW1	2
92746280007	**HAM-PT-15**	EPA 6010D	AJM	1
		EPA 6020B	CW1	2
92746280008	**HAM-PT-07**	EPA 6010D	AJM	1
		EPA 6020B	CW1	2
92746280009	**HAM-PT-13**	EPA 6010D	AJM	1
		EPA 6020B	CW1	2
92746280010	**HAM-AP1-EB-01**	EPA 6010D	AJM	1
		EPA 6020B	CW1	3
92746280011	**HAM-AP1-FB-01**	EPA 6010D	MJS2	1
		EPA 6020B	CW1	3
92746280012	**HAM-MW-53**	EPA 6010D	MJS2	5
		EPA 6020B	CW1	2
		SM 2320B-2011	SMS	3
		SM 4500-S2D-2011	JP1	1
92746280013	**HAM-MW-54**	EPA 6010D	MJS2	5
		EPA 6020B	CW1	2
		SM 2320B-2011	SMS	3
		SM 4500-S2D-2011	JP1	1
92746282001	**HAM-PT-10**	EPA 6010D	MJS2	1
		EPA 6020B	CW1	2

PASI-A = Pace Analytical Services - Asheville
PASI-GA = Pace Analytical Services - Peachtree Corners, GA

This report shall not be reproduced, except in full,
without the written consent of Pace Analytical Services, LLC.

Pace Analytical Services, LLC
9800 Kincey Ave. Suite 100
Huntersville, NC 28078
(704)875-9092

SUMMARY OF DETECTION

Project: Hammond AP-1 (CA)-20240807
Pace Project No.: 92746280

Lab Sample ID / Method	Client Sample ID / Parameters	Result	Units	Report Limit	Analyzed	Qualifiers
92746280001	**HAM-PT-09**					
EPA 6010D	Iron	0.31	mg/L	0.040	08/15/24 22:36	
EPA 6020B	Boron	1.1	mg/L	0.040	08/13/24 19:02	
EPA 6020B	Molybdenum	0.24	mg/L	0.010	08/13/24 19:02	
92746280002	**HAM-PT-12**					
EPA 6010D	Iron	0.33	mg/L	0.040	08/15/24 22:40	
EPA 6020B	Boron	1.1	mg/L	0.040	08/13/24 19:05	
EPA 6020B	Molybdenum	0.20	mg/L	0.010	08/13/24 19:05	
92746280003	**HAM-AP1-FD-01**					
EPA 6010D	Iron	0.28	mg/L	0.040	08/15/24 22:43	
EPA 6020B	Boron	0.052	mg/L	0.040	08/13/24 19:09	
EPA 6020B	Molybdenum	0.00067J	mg/L	0.010	08/13/24 19:09	
92746280004	**HAM-PT-08**					
EPA 6010D	Iron	16.7	mg/L	0.040	08/16/24 17:23	
EPA 6020B	Arsenic	0.32	mg/L	0.0050	08/15/24 18:43	
EPA 6020B	Boron	0.55	mg/L	0.040	08/15/24 18:43	
92746280005	**HAM-PT-11**					
EPA 6010D	Iron	0.36	mg/L	0.040	08/16/24 17:26	
EPA 6020B	Boron	1.3	mg/L	0.040	08/15/24 18:47	
EPA 6020B	Molybdenum	0.086	mg/L	0.010	08/15/24 18:47	
92746280006	**HAM-PT-14**					
EPA 6010D	Iron	17.3	mg/L	0.040	08/16/24 17:30	
EPA 6020B	Arsenic	0.22	mg/L	0.0050	08/15/24 18:51	
EPA 6020B	Boron	0.55	mg/L	0.040	08/15/24 18:51	
92746280007	**HAM-PT-15**					
EPA 6010D	Iron	14.5	mg/L	0.040	08/18/24 19:52	
EPA 6020B	Arsenic	0.43	mg/L	0.0050	08/19/24 16:56	
EPA 6020B	Boron	0.60	mg/L	0.040	08/19/24 16:56	
92746280008	**HAM-PT-07**					
EPA 6010D	Iron	18.3	mg/L	0.040	08/18/24 20:02	
EPA 6020B	Arsenic	0.21	mg/L	0.0050	08/19/24 17:00	
EPA 6020B	Boron	0.54	mg/L	0.040	08/19/24 17:00	
92746280009	**HAM-PT-13**					
EPA 6010D	Iron	24.0	mg/L	0.040	08/18/24 20:05	
EPA 6020B	Arsenic	0.26	mg/L	0.0050	08/19/24 17:04	
EPA 6020B	Boron	0.52	mg/L	0.040	08/19/24 17:04	
92746280012	**HAM-MW-53**					
EPA 6010D	Iron	0.13	mg/L	0.040	08/22/24 17:42	
EPA 6010D	Manganese	8.8	mg/L	0.040	08/22/24 17:42	
EPA 6010D	Potassium	6.9	mg/L	0.50	08/22/24 17:42	
EPA 6010D	Sodium	17.1	mg/L	1.0	08/22/24 17:42	
EPA 6010D	Magnesium	40.2	mg/L	0.050	08/22/24 17:42	
EPA 6020B	Boron	8.8	mg/L	0.040	08/21/24 17:19	

This report shall not be reproduced, except in full,
without the written consent of Pace Analytical Services, LLC.

Pace Analytical Services, LLC
9800 Kincey Ave. Suite 100
Huntersville, NC 28078
(704)875-9092

SUMMARY OF DETECTION

Project: Hammond AP-1 (CA)-20240807
Pace Project No.: 92746280

Lab Sample ID Method	Client Sample ID Parameters	Result	Units	Report Limit	Analyzed	Qualifiers
92746280013	**HAM-MW-54**					
EPA 6010D	Iron	0.11	mg/L	0.040	08/22/24 17:53	
EPA 6010D	Manganese	8.6	mg/L	0.040	08/22/24 17:53	
EPA 6010D	Potassium	6.4	mg/L	0.50	08/22/24 17:53	
EPA 6010D	Sodium	15.8	mg/L	1.0	08/22/24 17:53	
EPA 6010D	Magnesium	37.8	mg/L	0.050	08/22/24 17:53	
EPA 6020B	Arsenic	0.0077	mg/L	0.0050	08/21/24 17:30	
EPA 6020B	Boron	8.8	mg/L	0.040	08/21/24 17:30	
92746282001	**HAM-PT-10**					
EPA 6010D	Iron	0.11	mg/L	0.040	08/15/24 22:47	
EPA 6020B	Boron	0.015J	mg/L	0.040	08/13/24 19:20	

This report shall not be reproduced, except in full,
without the written consent of Pace Analytical Services, LLC.

Pace Analytical Services, LLC
9800 Kincey Ave. Suite 100
Huntersville, NC 28078
(704)875-9092

ANALYTICAL RESULTS

Project: Hammond AP-1 (CA)-20240807
Pace Project No.: 92746280

Sample: HAM-PT-09 **Lab ID: 92746280001** Collected: 08/06/24 11:10 Received: 08/07/24 12:25 Matrix: Water

Parameters	Results	Units	Report Limit	MDL	DF	Prepared	Analyzed	CAS No.	Qual
6010D ATL ICP	Analytical Method: EPA 6010D Preparation Method: EPA 3010A Pace Analytical Services - Peachtree Corners, GA								
Iron	**0.31**	mg/L	0.040	0.025	1	08/09/24 11:23	08/15/24 22:36	7439-89-6	
6020 MET ICPMS	Analytical Method: EPA 6020B Preparation Method: EPA 3005A Pace Analytical Services - Peachtree Corners, GA								
Boron	**1.1**	mg/L	0.040	0.012	1	08/08/24 10:02	08/13/24 19:02	7440-42-8	
Molybdenum	**0.24**	mg/L	0.010	0.00062	1	08/08/24 10:02	08/13/24 19:02	7439-98-7	

This report shall not be reproduced, except in full,
without the written consent of Pace Analytical Services, LLC.

Pace Analytical Services, LLC
9800 Kincey Ave. Suite 100
Huntersville, NC 28078
(704)875-9092

ANALYTICAL RESULTS

Project: Hammond AP-1 (CA)-20240807
Pace Project No.: 92746280

Sample: HAM-PT-12 **Lab ID: 92746280002** Collected: 08/06/24 16:20 Received: 08/07/24 12:25 Matrix: Water

Parameters	Results	Units	Report Limit	MDL	DF	Prepared	Analyzed	CAS No.	Qual
6010D ATL ICP	Analytical Method: EPA 6010D Preparation Method: EPA 3010A Pace Analytical Services - Peachtree Corners, GA								
Iron	**0.33**	mg/L	0.040	0.025	1	08/09/24 11:23	08/15/24 22:40	7439-89-6	
6020 MET ICPMS	Analytical Method: EPA 6020B Preparation Method: EPA 3005A Pace Analytical Services - Peachtree Corners, GA								
Boron	**1.1**	mg/L	0.040	0.012	1	08/08/24 10:02	08/13/24 19:05	7440-42-8	
Molybdenum	**0.20**	mg/L	0.010	0.00062	1	08/08/24 10:02	08/13/24 19:05	7439-98-7	

This report shall not be reproduced, except in full,
without the written consent of Pace Analytical Services, LLC.

Pace Analytical Services, LLC
9800 Kincey Ave. Suite 100
Huntersville, NC 28078
(704)875-9092

ANALYTICAL RESULTS

Project: Hammond AP-1 (CA)-20240807
Pace Project No.: 92746280

Sample: HAM-AP1-FD-01 **Lab ID: 92746280003** Collected: 08/06/24 00:00 Received: 08/07/24 12:25 Matrix: Water

Parameters	Results	Units	Report Limit	MDL	DF	Prepared	Analyzed	CAS No.	Qual
6010D ATL ICP	Analytical Method: EPA 6010D Preparation Method: EPA 3010A Pace Analytical Services - Peachtree Corners, GA								
Iron	**0.28**	mg/L	0.040	0.025	1	08/09/24 11:23	08/15/24 22:43	7439-89-6	
6020 MET ICPMS	Analytical Method: EPA 6020B Preparation Method: EPA 3005A Pace Analytical Services - Peachtree Corners, GA								
Arsenic	ND	mg/L	0.0050	0.00084	1	08/08/24 10:02	08/13/24 19:09	7440-38-2	
Boron	**0.052**	mg/L	0.040	0.012	1	08/08/24 10:02	08/13/24 19:09	7440-42-8	
Molybdenum	**0.00067J**	mg/L	0.010	0.00062	1	08/08/24 10:02	08/13/24 19:09	7439-98-7	

This report shall not be reproduced, except in full,
without the written consent of Pace Analytical Services, LLC.

Pace Analytical Services, LLC
9800 Kincey Ave. Suite 100
Huntersville, NC 28078
(704)875-9092

ANALYTICAL RESULTS

Project: Hammond AP-1 (CA)-20240807
Pace Project No.: 92746280

Sample: HAM-PT-08 **Lab ID: 92746280004** Collected: 08/08/24 18:10 Received: 08/09/24 14:15 Matrix: Water

Parameters	Results	Units	Report Limit	MDL	DF	Prepared	Analyzed	CAS No.	Qual
6010D ATL ICP	Analytical Method: EPA 6010D Preparation Method: EPA 3010A Pace Analytical Services - Peachtree Corners, GA								
Iron	**16.7**	mg/L	0.040	0.025	1	08/15/24 17:37	08/16/24 17:23	7439-89-6	
6020 MET ICPMS	Analytical Method: EPA 6020B Preparation Method: EPA 3005A Pace Analytical Services - Peachtree Corners, GA								
Arsenic	**0.32**	mg/L	0.0050	0.00084	1	08/15/24 12:41	08/15/24 18:43	7440-38-2	
Boron	**0.55**	mg/L	0.040	0.012	1	08/15/24 12:41	08/15/24 18:43	7440-42-8	

This report shall not be reproduced, except in full,
without the written consent of Pace Analytical Services, LLC.

Pace Analytical Services, LLC
9800 Kincey Ave. Suite 100
Huntersville, NC 28078
(704)875-9092

ANALYTICAL RESULTS

Project: Hammond AP-1 (CA)-20240807
Pace Project No.: 92746280

Sample: HAM-PT-11 **Lab ID: 92746280005** Collected: 08/07/24 10:30 Received: 08/09/24 14:15 Matrix: Water

Parameters	Results	Units	Report Limit	MDL	DF	Prepared	Analyzed	CAS No.	Qual
6010D ATL ICP	Analytical Method: EPA 6010D Preparation Method: EPA 3010A Pace Analytical Services - Peachtree Corners, GA								
Iron	**0.36**	mg/L	0.040	0.025	1	08/15/24 17:37	08/16/24 17:26	7439-89-6	
6020 MET ICPMS	Analytical Method: EPA 6020B Preparation Method: EPA 3005A Pace Analytical Services - Peachtree Corners, GA								
Boron	**1.3**	mg/L	0.040	0.012	1	08/15/24 12:41	08/15/24 18:47	7440-42-8	
Molybdenum	**0.086**	mg/L	0.010	0.00062	1	08/15/24 12:41	08/15/24 18:47	7439-98-7	

This report shall not be reproduced, except in full,
without the written consent of Pace Analytical Services, LLC.

Pace Analytical Services, LLC
9800 Kincey Ave. Suite 100
Huntersville, NC 28078
(704)875-9092

ANALYTICAL RESULTS

Project: Hammond AP-1 (CA)-20240807
Pace Project No.: 92746280

Sample: HAM-PT-14 **Lab ID: 92746280006** Collected: 08/08/24 13:21 Received: 08/09/24 14:15 Matrix: Water

Parameters	Results	Units	Report Limit	MDL	DF	Prepared	Analyzed	CAS No.	Qual
6010D ATL ICP	Analytical Method: EPA 6010D Preparation Method: EPA 3010A Pace Analytical Services - Peachtree Corners, GA								
Iron	**17.3**	mg/L	0.040	0.025	1	08/15/24 17:37	08/16/24 17:30	7439-89-6	
6020 MET ICPMS	Analytical Method: EPA 6020B Preparation Method: EPA 3005A Pace Analytical Services - Peachtree Corners, GA								
Arsenic	**0.22**	mg/L	0.0050	0.00084	1	08/15/24 12:41	08/15/24 18:51	7440-38-2	
Boron	**0.55**	mg/L	0.040	0.012	1	08/15/24 12:41	08/15/24 18:51	7440-42-8	

This report shall not be reproduced, except in full,
without the written consent of Pace Analytical Services, LLC.

Pace Analytical Services, LLC
9800 Kincey Ave. Suite 100
Huntersville, NC 28078
(704)875-9092

ANALYTICAL RESULTS

Project: Hammond AP-1 (CA)-20240807
Pace Project No.: 92746280

Sample: HAM-PT-15 **Lab ID: 92746280007** Collected: 08/09/24 10:10 Received: 08/12/24 12:10 Matrix: Water

Parameters	Results	Units	Report Limit	MDL	DF	Prepared	Analyzed	CAS No.	Qual
6010D ATL ICP	Analytical Method: EPA 6010D Preparation Method: EPA 3010A Pace Analytical Services - Peachtree Corners, GA								
Iron	**14.5**	mg/L	0.040	0.025	1	08/16/24 15:57	08/18/24 19:52	7439-89-6	
6020 MET ICPMS	Analytical Method: EPA 6020B Preparation Method: EPA 3005A Pace Analytical Services - Peachtree Corners, GA								
Arsenic	**0.43**	mg/L	0.0050	0.00084	1	08/15/24 13:30	08/19/24 16:56	7440-38-2	
Boron	**0.60**	mg/L	0.040	0.012	1	08/15/24 13:30	08/19/24 16:56	7440-42-8	

This report shall not be reproduced, except in full,
without the written consent of Pace Analytical Services, LLC.

Pace Analytical Services, LLC
9800 Kincey Ave. Suite 100
Huntersville, NC 28078
(704)875-9092

ANALYTICAL RESULTS

Project: Hammond AP-1 (CA)-20240807
Pace Project No.: 92746280

Sample: HAM-PT-07 **Lab ID: 92746280008** Collected: 08/09/24 12:15 Received: 08/12/24 12:10 Matrix: Water

Parameters	Results	Units	Report Limit	MDL	DF	Prepared	Analyzed	CAS No.	Qual
6010D ATL ICP	Analytical Method: EPA 6010D Preparation Method: EPA 3010A Pace Analytical Services - Peachtree Corners, GA								
Iron	**18.3**	mg/L	0.040	0.025	1	08/16/24 15:57	08/18/24 20:02	7439-89-6	
6020 MET ICPMS	Analytical Method: EPA 6020B Preparation Method: EPA 3005A Pace Analytical Services - Peachtree Corners, GA								
Arsenic	**0.21**	mg/L	0.0050	0.00084	1	08/15/24 13:30	08/19/24 17:00	7440-38-2	
Boron	**0.54**	mg/L	0.040	0.012	1	08/15/24 13:30	08/19/24 17:00	7440-42-8	

This report shall not be reproduced, except in full,
without the written consent of Pace Analytical Services, LLC.

Pace Analytical Services, LLC
9800 Kincey Ave. Suite 100
Huntersville, NC 28078
(704)875-9092

ANALYTICAL RESULTS

Project: Hammond AP-1 (CA)-20240807
Pace Project No.: 92746280

Sample: HAM-PT-13 **Lab ID: 92746280009** Collected: 08/09/24 14:05 Received: 08/12/24 12:10 Matrix: Water

Parameters	Results	Units	Report Limit	MDL	DF	Prepared	Analyzed	CAS No.	Qual
6010D ATL ICP	Analytical Method: EPA 6010D Preparation Method: EPA 3010A Pace Analytical Services - Peachtree Corners, GA								
Iron	**24.0**	mg/L	0.040	0.025	1	08/16/24 15:57	08/18/24 20:05	7439-89-6	
6020 MET ICPMS	Analytical Method: EPA 6020B Preparation Method: EPA 3005A Pace Analytical Services - Peachtree Corners, GA								
Arsenic	**0.26**	mg/L	0.0050	0.00084	1	08/15/24 13:30	08/19/24 17:04	7440-38-2	
Boron	**0.52**	mg/L	0.040	0.012	1	08/15/24 13:30	08/19/24 17:04	7440-42-8	

This report shall not be reproduced, except in full,
without the written consent of Pace Analytical Services, LLC.

Pace Analytical Services, LLC
9800 Kincey Ave. Suite 100
Huntersville, NC 28078
(704)875-9092

ANALYTICAL RESULTS

Project: Hammond AP-1 (CA)-20240807
Pace Project No.: 92746280

Sample: HAM-AP1-EB-01 **Lab ID: 92746280010** Collected: 08/09/24 14:40 Received: 08/12/24 12:10 Matrix: Water

Parameters	Results	Units	Report Limit	MDL	DF	Prepared	Analyzed	CAS No.	Qual
6010D ATL ICP	Analytical Method: EPA 6010D Preparation Method: EPA 3010A Pace Analytical Services - Peachtree Corners, GA								
Iron	ND	mg/L	0.040	0.025	1	08/16/24 15:57	08/18/24 20:11	7439-89-6	
6020 MET ICPMS	Analytical Method: EPA 6020B Preparation Method: EPA 3005A Pace Analytical Services - Peachtree Corners, GA								
Arsenic	ND	mg/L	0.0050	0.00084	1	08/15/24 13:30	08/19/24 17:08	7440-38-2	
Boron	ND	mg/L	0.040	0.012	1	08/15/24 13:30	08/19/24 17:08	7440-42-8	
Molybdenum	ND	mg/L	0.010	0.00062	1	08/15/24 13:30	08/19/24 17:08	7439-98-7	

This report shall not be reproduced, except in full,
without the written consent of Pace Analytical Services, LLC.

Pace Analytical Services, LLC
9800 Kincey Ave. Suite 100
Huntersville, NC 28078
(704)875-9092

ANALYTICAL RESULTS

Project: Hammond AP-1 (CA)-20240807
Pace Project No.: 92746280

Sample: HAM-AP1-FB-01 **Lab ID: 92746280011** Collected: 08/09/24 14:50 Received: 08/12/24 12:10 Matrix: Water

Parameters	Results	Units	Report Limit	MDL	DF	Prepared	Analyzed	CAS No.	Qual
6010D ATL ICP	Analytical Method: EPA 6010D Preparation Method: EPA 3010A Pace Analytical Services - Peachtree Corners, GA								
Iron	ND	mg/L	0.040	0.025	1	08/21/24 13:18	08/22/24 14:21	7439-89-6	
6020 MET ICPMS	Analytical Method: EPA 6020B Preparation Method: EPA 3005A Pace Analytical Services - Peachtree Corners, GA								
Arsenic	ND	mg/L	0.0050	0.00084	1	08/15/24 13:30	08/19/24 17:22	7440-38-2	
Boron	ND	mg/L	0.040	0.012	1	08/15/24 13:30	08/19/24 17:22	7440-42-8	
Molybdenum	ND	mg/L	0.010	0.00062	1	08/15/24 13:30	08/19/24 17:22	7439-98-7	

This report shall not be reproduced, except in full,
without the written consent of Pace Analytical Services, LLC.

Pace Analytical Services, LLC
9800 Kincey Ave. Suite 100
Huntersville, NC 28078
(704)875-9092

ANALYTICAL RESULTS

Project: Hammond AP-1 (CA)-20240807
Pace Project No.: 92746280

Sample: HAM-MW-53 **Lab ID: 92746280012** Collected: 08/12/24 14:45 Received: 08/14/24 16:35 Matrix: Water

Parameters	Results	Units	Report Limit	MDL	DF	Prepared	Analyzed	CAS No.	Qual
6010D ATL ICP	Analytical Method: EPA 6010D Preparation Method: EPA 3010A Pace Analytical Services - Peachtree Corners, GA								
Iron	**0.13**	mg/L	0.040	0.025	1	08/21/24 13:41	08/22/24 17:42	7439-89-6	
Manganese	**8.8**	mg/L	0.040	0.011	1	08/21/24 13:41	08/22/24 17:42	7439-96-5	
Potassium	**6.9**	mg/L	0.50	0.15	1	08/21/24 13:41	08/22/24 17:42	7440-09-7	
Sodium	**17.1**	mg/L	1.0	0.58	1	08/21/24 13:41	08/22/24 17:42	7440-23-5	
Magnesium	**40.2**	mg/L	0.050	0.012	1	08/21/24 13:41	08/22/24 17:42	7439-95-4	
6020 MET ICPMS	Analytical Method: EPA 6020B Preparation Method: EPA 3005A Pace Analytical Services - Peachtree Corners, GA								
Boron	**8.8**	mg/L	0.040	0.012	1	08/17/24 10:09	08/21/24 17:19	7440-42-8	
Molybdenum	ND	mg/L	0.010	0.00062	1	08/17/24 10:09	08/21/24 17:19	7439-98-7	
2320B Alkalinity	Analytical Method: SM 2320B-2011 Pace Analytical Services - Asheville								
Alkalinity,Bicarbonate (CaCO3)	ND	mg/L	5.0	5.0	1		08/15/24 20:52		
Alkalinity,Carbonate (CaCO3)	ND	mg/L	5.0	5.0	1		08/15/24 20:52		
Alkalinity, Total as CaCO3	ND	mg/L	5.0	5.0	1		08/15/24 20:52		
4500S2D Sulfide Water	Analytical Method: SM 4500-S2D-2011 Pace Analytical Services - Asheville								
Sulfide	ND	mg/L	0.10	0.022	1		08/17/24 04:13	18496-25-8	M1

This report shall not be reproduced, except in full,
without the written consent of Pace Analytical Services, LLC.

Pace Analytical Services, LLC
9800 Kincey Ave. Suite 100
Huntersville, NC 28078
(704)875-9092

ANALYTICAL RESULTS

Project: Hammond AP-1 (CA)-20240807
Pace Project No.: 92746280

Sample: HAM-MW-54 **Lab ID: 92746280013** Collected: 08/12/24 12:35 Received: 08/14/24 14:40 Matrix: Water

Parameters	Results	Units	Report Limit	MDL	DF	Prepared	Analyzed	CAS No.	Qual
6010D ATL ICP	Analytical Method: EPA 6010D Preparation Method: EPA 3010A Pace Analytical Services - Peachtree Corners, GA								
Iron	**0.11**	mg/L	0.040	0.025	1	08/21/24 13:41	08/22/24 17:53	7439-89-6	
Manganese	**8.6**	mg/L	0.040	0.011	1	08/21/24 13:41	08/22/24 17:53	7439-96-5	
Potassium	**6.4**	mg/L	0.50	0.15	1	08/21/24 13:41	08/22/24 17:53	7440-09-7	
Sodium	**15.8**	mg/L	1.0	0.58	1	08/21/24 13:41	08/22/24 17:53	7440-23-5	
Magnesium	**37.8**	mg/L	0.050	0.012	1	08/21/24 13:41	08/22/24 17:53	7439-95-4	
6020 MET ICPMS	Analytical Method: EPA 6020B Preparation Method: EPA 3005A Pace Analytical Services - Peachtree Corners, GA								
Arsenic	**0.0077**	mg/L	0.0050	0.00084	1	08/17/24 10:09	08/21/24 17:30	7440-38-2	
Boron	**8.8**	mg/L	0.040	0.012	1	08/17/24 10:09	08/21/24 17:30	7440-42-8	
2320B Alkalinity	Analytical Method: SM 2320B-2011 Pace Analytical Services - Asheville								
Alkalinity,Bicarbonate (CaCO3)	ND	mg/L	5.0	5.0	1		08/15/24 20:55		
Alkalinity,Carbonate (CaCO3)	ND	mg/L	5.0	5.0	1		08/15/24 20:55		
Alkalinity, Total as CaCO3	ND	mg/L	5.0	5.0	1		08/15/24 20:55		
4500S2D Sulfide Water	Analytical Method: SM 4500-S2D-2011 Pace Analytical Services - Asheville								
Sulfide	ND	mg/L	0.10	0.022	1		08/17/24 04:15	18496-25-8	

This report shall not be reproduced, except in full,
without the written consent of Pace Analytical Services, LLC.

Pace Analytical Services, LLC
9800 Kincey Ave. Suite 100
Huntersville, NC 28078
(704)875-9092

ANALYTICAL RESULTS

Project: Hammond AP-1 (CA)-20240807
Pace Project No.: 92746280

Sample: HAM-PT-10 **Lab ID: 92746282001** Collected: 08/05/24 17:02 Received: 08/07/24 12:25 Matrix: Water

Parameters	Results	Units	Report Limit	MDL	DF	Prepared	Analyzed	CAS No.	Qual
6010D ATL ICP	Analytical Method: EPA 6010D Preparation Method: EPA 3010A Pace Analytical Services - Peachtree Corners, GA								
Iron	**0.11**	mg/L	0.040	0.025	1	08/09/24 11:23	08/15/24 22:47	7439-89-6	
6020 MET ICPMS	Analytical Method: EPA 6020B Preparation Method: EPA 3005A Pace Analytical Services - Peachtree Corners, GA								
Boron	**0.015J**	mg/L	0.040	0.012	1	08/08/24 10:02	08/13/24 19:20	7440-42-8	
Molybdenum	ND	mg/L	0.010	0.00062	1	08/08/24 10:02	08/13/24 19:20	7439-98-7	

This report shall not be reproduced, except in full,
without the written consent of Pace Analytical Services, LLC.

Pace Analytical Services, LLC
9800 Kincey Ave. Suite 100
Huntersville, NC 28078
(704)875-9092

QUALITY CONTROL DATA

Project: Hammond AP-1 (CA)-20240807
Pace Project No.: 92746280

QC Batch: 874538
QC Batch Method: EPA 3010A
Analysis Method: EPA 6010D
Analysis Description: 6010D ATL
Laboratory: Pace Analytical Services - Peachtree Corners, GA
Associated Lab Samples: 92746280001, 92746280002, 92746280003, 92746282001

METHOD BLANK: 4505177 Matrix: Water
Associated Lab Samples: 92746280001, 92746280002, 92746280003, 92746282001

Parameter	Units	Blank Result	Reporting Limit	MDL	Analyzed	Qualifiers
Iron	mg/L	ND	0.040	0.025	08/15/24 21:56	

LABORATORY CONTROL SAMPLE: 4505178

Parameter	Units	Spike Conc.	LCS Result	LCS % Rec	% Rec Limits	Qualifiers
Iron	mg/L	1	1.0	105	80-120	

MATRIX SPIKE & MATRIX SPIKE DUPLICATE: 4505179 4505180

Parameter	Units	92746435001 Result	MS Spike Conc.	MSD Spike Conc.	MS Result	MSD Result	MS % Rec	MSD % Rec	% Rec Limits	RPD	Max RPD	Qual
Iron	mg/L	242 ug/L	1	1	1.3	1.2	101	100	75-125	1	20	

Results presented on this page are in the units indicated by the "Units" column except where an alternate unit is presented to the right of the result.

This report shall not be reproduced, except in full,
without the written consent of Pace Analytical Services, LLC.

Pace Analytical Services, LLC
9800 Kincey Ave. Suite 100
Huntersville, NC 28078
(704)875-9092

QUALITY CONTROL DATA

Project: Hammond AP-1 (CA)-20240807
Pace Project No.: 92746280

QC Batch: 875958
QC Batch Method: EPA 3010A
Analysis Method: EPA 6010D
Analysis Description: 6010D ATL
Laboratory: Pace Analytical Services - Peachtree Corners, GA
Associated Lab Samples: 92746280004, 92746280005, 92746280006

METHOD BLANK: 4512108
Matrix: Water
Associated Lab Samples: 92746280004, 92746280005, 92746280006

Parameter	Units	Blank Result	Reporting Limit	MDL	Analyzed	Qualifiers
Iron	mg/L	ND	0.040	0.025	08/16/24 15:49	

LABORATORY CONTROL SAMPLE: 4512109

Parameter	Units	Spike Conc.	LCS Result	LCS % Rec	% Rec Limits	Qualifiers
Iron	mg/L	1	0.98	98	80-120	

MATRIX SPIKE & MATRIX SPIKE DUPLICATE: 4512110 4512111

Parameter	Units	92746891009 Result	MS Spike Conc.	MSD Spike Conc.	MS Result	MSD Result	MS % Rec	MSD % Rec	% Rec Limits	RPD	Max RPD	Qual
Iron	mg/L	2.7	1	1	3.6	3.5	98	83	75-125	4	20	

Results presented on this page are in the units indicated by the "Units" column except where an alternate unit is presented to the right of the result.

This report shall not be reproduced, except in full,
without the written consent of Pace Analytical Services, LLC.

Pace Analytical Services, LLC
9800 Kincey Ave. Suite 100
Huntersville, NC 28078
(704)875-9092

QUALITY CONTROL DATA

Project: Hammond AP-1 (CA)-20240807
Pace Project No.: 92746280

QC Batch: 876300
QC Batch Method: EPA 3010A
Analysis Method: EPA 6010D
Analysis Description: 6010D ATL
Laboratory: Pace Analytical Services - Peachtree Corners, GA
Associated Lab Samples: 92746280007, 92746280008, 92746280009, 92746280010

METHOD BLANK: 4514148 Matrix: Water
Associated Lab Samples: 92746280007, 92746280008, 92746280009, 92746280010

Parameter	Units	Blank Result	Reporting Limit	MDL	Analyzed	Qualifiers
Iron	mg/L	ND	0.040	0.025	08/18/24 18:19	

LABORATORY CONTROL SAMPLE: 4514149

Parameter	Units	Spike Conc.	LCS Result	LCS % Rec	% Rec Limits	Qualifiers
Iron	mg/L	1	1.1	106	80-120	

MATRIX SPIKE & MATRIX SPIKE DUPLICATE: 4514150 4514151

Parameter	Units	92746288005 Result	MS Spike Conc.	MSD Spike Conc.	MS Result	MSD Result	MS % Rec	MSD % Rec	% Rec Limits	RPD	Max RPD	Qual
Iron	mg/L	2.8	1	1	3.8	3.9	99	112	75-125	3	20	

Results presented on this page are in the units indicated by the "Units" column except where an alternate unit is presented to the right of the result.

This report shall not be reproduced, except in full,
without the written consent of Pace Analytical Services, LLC.

Pace Analytical Services, LLC
9800 Kincey Ave. Suite 100
Huntersville, NC 28078
(704)875-9092

QUALITY CONTROL DATA

Project: Hammond AP-1 (CA)-20240807
Pace Project No.: 92746280

QC Batch: 877200
QC Batch Method: EPA 3010A
Analysis Method: EPA 6010D
Analysis Description: 6010D ATL
Laboratory: Pace Analytical Services - Peachtree Corners, GA
Associated Lab Samples: 92746280011

METHOD BLANK: 4518173 Matrix: Water
Associated Lab Samples: 92746280011

Parameter	Units	Blank Result	Reporting Limit	MDL	Analyzed	Qualifiers
Iron	mg/L	ND	0.040	0.025	08/22/24 14:14	

LABORATORY CONTROL SAMPLE: 4518174

Parameter	Units	Spike Conc.	LCS Result	LCS % Rec	% Rec Limits	Qualifiers
Iron	mg/L	1	1.2	115	80-120	

MATRIX SPIKE & MATRIX SPIKE DUPLICATE: 4518175 4518176

Parameter	Units	92747047001 Result	MS Spike Conc.	MSD Spike Conc.	MS Result	MSD Result	MS % Rec	MSD % Rec	% Rec Limits	RPD	Max RPD	Qual
Iron	mg/L	2.1	1	1	3.1	3.1	107	105	75-125	0	20	

Results presented on this page are in the units indicated by the "Units" column except where an alternate unit is presented to the right of the result.

This report shall not be reproduced, except in full,
without the written consent of Pace Analytical Services, LLC.

Pace Analytical Services, LLC
9800 Kincey Ave. Suite 100
Huntersville, NC 28078
(704)875-9092

QUALITY CONTROL DATA

Project: Hammond AP-1 (CA)-20240807
Pace Project No.: 92746280

QC Batch: 877202
QC Batch Method: EPA 3010A
Analysis Method: EPA 6010D
Analysis Description: 6010D ATL
Laboratory: Pace Analytical Services - Peachtree Corners, GA
Associated Lab Samples: 92746280012, 92746280013

METHOD BLANK: 4518182
Matrix: Water
Associated Lab Samples: 92746280012, 92746280013

Parameter	Units	Blank Result	Reporting Limit	MDL	Analyzed	Qualifiers
Iron	mg/L	ND	0.040	0.025	08/22/24 16:05	
Magnesium	mg/L	ND	0.050	0.012	08/22/24 16:05	
Manganese	mg/L	ND	0.040	0.011	08/22/24 16:05	
Potassium	mg/L	ND	0.50	0.15	08/22/24 16:05	
Sodium	mg/L	ND	1.0	0.58	08/22/24 16:05	

LABORATORY CONTROL SAMPLE: 4518183

Parameter	Units	Spike Conc.	LCS Result	LCS % Rec	% Rec Limits	Qualifiers
Iron	mg/L	1	1.2	119	80-120	
Magnesium	mg/L	1	1.2	118	80-120	
Manganese	mg/L	1	1.1	110	80-120	
Potassium	mg/L	1	1.1	113	80-120	
Sodium	mg/L	1	1.2	116	80-120	

MATRIX SPIKE & MATRIX SPIKE DUPLICATE: 4518184 4518185

Parameter	Units	92746783017 Result	MS Spike Conc.	MSD Spike Conc.	MS Result	MSD Result	MS % Rec	MSD % Rec	% Rec Limits	RPD	Max RPD	Qual
Iron	mg/L	ND	1	1	1.1	1.1	111	110	75-125	2	20	
Magnesium	mg/L	7.0	1	1	8.1	8.1	107	110	75-125	0	20	
Manganese	mg/L	ND	1	1	1.1	1.1	107	108	75-125	0	20	
Potassium	mg/L	1.8	1	1	2.8	2.8	104	103	75-125	0	20	
Sodium	mg/L	1.9	1	1	2.9	3.0	105	112	75-125	3	20	

Results presented on this page are in the units indicated by the "Units" column except where an alternate unit is presented to the right of the result.

This report shall not be reproduced, except in full,
without the written consent of Pace Analytical Services, LLC.

Pace Analytical Services, LLC
9800 Kincey Ave. Suite 100
Huntersville, NC 28078
(704)875-9092

QUALITY CONTROL DATA

Project: Hammond AP-1 (CA)-20240807
Pace Project No.: 92746280

QC Batch: 874191
QC Batch Method: EPA 3005A
Analysis Method: EPA 6020B
Analysis Description: 6020 MET
Laboratory: Pace Analytical Services - Peachtree Corners, GA
Associated Lab Samples: 92746280001, 92746280002, 92746280003, 92746282001

METHOD BLANK: 4503331
Matrix: Water
Associated Lab Samples: 92746280001, 92746280002, 92746280003, 92746282001

Parameter	Units	Blank Result	Reporting Limit	MDL	Analyzed	Qualifiers
Arsenic	mg/L	ND	0.0050	0.00084	08/13/24 17:51	
Boron	mg/L	ND	0.040	0.012	08/13/24 17:51	
Molybdenum	mg/L	ND	0.010	0.00062	08/13/24 17:51	

LABORATORY CONTROL SAMPLE: 4503332

Parameter	Units	Spike Conc.	LCS Result	LCS % Rec	% Rec Limits	Qualifiers
Arsenic	mg/L	0.1	0.095	95	80-120	
Boron	mg/L	1	0.92	92	80-120	
Molybdenum	mg/L	0.1	0.099	99	80-120	

MATRIX SPIKE & MATRIX SPIKE DUPLICATE: 4503333 4503334

Parameter	Units	92745465009 Result	MS Spike Conc.	MSD Spike Conc.	MS Result	MSD Result	MS % Rec	MSD % Rec	% Rec Limits	RPD	Max RPD	Qual
Arsenic	mg/L	ND	0.1	0.1	0.098	0.097	98	97	75-125	1	20	
Boron	mg/L	ND	1	1	0.95	0.96	95	96	75-125	1	20	
Molybdenum	mg/L	ND	0.1	0.1	0.099	0.10	99	99	75-125	1	20	

Results presented on this page are in the units indicated by the "Units" column except where an alternate unit is presented to the right of the result.

This report shall not be reproduced, except in full,
without the written consent of Pace Analytical Services, LLC.

Pace Analytical Services, LLC
9800 Kincey Ave. Suite 100
Huntersville, NC 28078
(704)875-9092

QUALITY CONTROL DATA

Project: Hammond AP-1 (CA)-20240807
Pace Project No.: 92746280

QC Batch: 875890
QC Batch Method: EPA 3005A
Analysis Method: EPA 6020B
Analysis Description: 6020 MET
Laboratory: Pace Analytical Services - Peachtree Corners, GA
Associated Lab Samples: 92746280004, 92746280005, 92746280006

METHOD BLANK: 4511665
Matrix: Water
Associated Lab Samples: 92746280004, 92746280005, 92746280006

Parameter	Units	Blank Result	Reporting Limit	MDL	Analyzed	Qualifiers
Arsenic	mg/L	ND	0.0050	0.00084	08/15/24 17:33	
Boron	mg/L	ND	0.040	0.012	08/15/24 17:33	
Molybdenum	mg/L	ND	0.010	0.00062	08/15/24 17:33	

LABORATORY CONTROL SAMPLE: 4511666

Parameter	Units	Spike Conc.	LCS Result	LCS % Rec	% Rec Limits	Qualifiers
Arsenic	mg/L	0.1	0.098	98	80-120	
Boron	mg/L	1	0.95	95	80-120	
Molybdenum	mg/L	0.1	0.10	100	80-120	

MATRIX SPIKE & MATRIX SPIKE DUPLICATE: 4511667 4511668

Parameter	Units	92746891014 Result	MS Spike Conc.	MSD Spike Conc.	MS Result	MSD Result	MS % Rec	MSD % Rec	% Rec Limits	RPD	Max RPD	Qual
Arsenic	mg/L	ND	0.1	0.1	0.098	0.10	98	100	75-125	2	20	
Boron	mg/L	0.61	1	1	1.6	1.6	99	100	75-125	1	20	
Molybdenum	mg/L	0.046	0.1	0.1	0.14	0.14	99	99	75-125	0	20	

Results presented on this page are in the units indicated by the "Units" column except where an alternate unit is presented to the right of the result.

This report shall not be reproduced, except in full,
without the written consent of Pace Analytical Services, LLC.

Pace Analytical Services, LLC
9800 Kincey Ave. Suite 100
Huntersville, NC 28078
(704)875-9092

QUALITY CONTROL DATA

Project: Hammond AP-1 (CA)-20240807
Pace Project No.: 92746280

QC Batch: 875892
QC Batch Method: EPA 3005A
Analysis Method: EPA 6020B
Analysis Description: 6020 MET
Laboratory: Pace Analytical Services - Peachtree Corners, GA
Associated Lab Samples: 92746280007, 92746280008, 92746280009, 92746280010, 92746280011

METHOD BLANK: 4511675
Matrix: Water
Associated Lab Samples: 92746280007, 92746280008, 92746280009, 92746280010, 92746280011

Parameter	Units	Blank Result	Reporting Limit	MDL	Analyzed	Qualifiers
Arsenic	mg/L	ND	0.0050	0.00084	08/19/24 15:35	
Boron	mg/L	ND	0.040	0.012	08/19/24 15:35	
Molybdenum	mg/L	ND	0.010	0.00062	08/19/24 15:35	

LABORATORY CONTROL SAMPLE: 4511676

Parameter	Units	Spike Conc.	LCS Result	LCS % Rec	% Rec Limits	Qualifiers
Arsenic	mg/L	0.1	0.099	99	80-120	
Boron	mg/L	1	0.96	96	80-120	
Molybdenum	mg/L	0.1	0.10	103	80-120	

MATRIX SPIKE & MATRIX SPIKE DUPLICATE: 4511677 4511678

Parameter	Units	92746288009 Result	MS Spike Conc.	MSD Spike Conc.	MS Result	MSD Result	MS % Rec	MSD % Rec	% Rec Limits	RPD	Max RPD	Qual
Arsenic	mg/L	ND	0.1	0.1	0.10	0.10	101	103	75-125	2	20	
Boron	mg/L	0.59	1	1	1.6	1.6	101	105	75-125	2	20	
Molybdenum	mg/L	ND	0.1	0.1	0.10	0.10	104	102	75-125	1	20	

Results presented on this page are in the units indicated by the "Units" column except where an alternate unit is presented to the right of the result.

This report shall not be reproduced, except in full,
without the written consent of Pace Analytical Services, LLC.

Pace Analytical Services, LLC
9800 Kincey Ave. Suite 100
Huntersville, NC 28078
(704)875-9092

QUALITY CONTROL DATA

Project: Hammond AP-1 (CA)-20240807
Pace Project No.: 92746280

QC Batch: 876406
QC Batch Method: EPA 3005A
Analysis Method: EPA 6020B
Analysis Description: 6020 MET
Laboratory: Pace Analytical Services - Peachtree Corners, GA
Associated Lab Samples: 92746280012, 92746280013

METHOD BLANK: 4514719
Matrix: Water
Associated Lab Samples: 92746280012, 92746280013

Parameter	Units	Blank Result	Reporting Limit	MDL	Analyzed	Qualifiers
Arsenic	mg/L	ND	0.0050	0.00084	08/21/24 16:00	
Boron	mg/L	ND	0.040	0.012	08/21/24 16:00	
Molybdenum	mg/L	ND	0.010	0.00062	08/21/24 16:00	

LABORATORY CONTROL SAMPLE: 4514720

Parameter	Units	Spike Conc.	LCS Result	LCS % Rec	% Rec Limits	Qualifiers
Arsenic	mg/L	0.1	0.099	99	80-120	
Boron	mg/L	1	0.98	98	80-120	
Molybdenum	mg/L	0.1	0.10	101	80-120	

MATRIX SPIKE & MATRIX SPIKE DUPLICATE: 4514743 4514744

Parameter	Units	92747503015 Result	MS Spike Conc.	MSD Spike Conc.	MS Result	MSD Result	MS % Rec	MSD % Rec	% Rec Limits	RPD	Max RPD	Qual
Arsenic	mg/L	ND	0.1	0.1	0.099	0.099	99	99	75-125	0	20	
Boron	mg/L	ND	1	1	0.87	0.86	87	86	75-125	1	20	
Molybdenum	mg/L	ND	0.1	0.1	0.10	0.10	101	101	75-125	1	20	

Results presented on this page are in the units indicated by the "Units" column except where an alternate unit is presented to the right of the result.

REPORT OF LABORATORY ANALYSIS

This report shall not be reproduced, except in full,
without the written consent of Pace Analytical Services, LLC.

Pace Analytical Services, LLC
9800 Kincey Ave. Suite 100
Huntersville, NC 28078
(704)875-9092

QUALITY CONTROL DATA

Project: Hammond AP-1 (CA)-20240807
Pace Project No.: 92746280

QC Batch: 875982
QC Batch Method: SM 2320B-2011
Analysis Method: SM 2320B-2011
Analysis Description: 2320B Alkalinity
Laboratory: Pace Analytical Services - Asheville
Associated Lab Samples: 92746280012, 92746280013

METHOD BLANK: 4512446 Matrix: Water
Associated Lab Samples: 92746280012, 92746280013

Parameter	Units	Blank Result	Reporting Limit	MDL	Analyzed	Qualifiers
Alkalinity, Total as CaCO3	mg/L	ND	5.0	5.0	08/15/24 19:45	
Alkalinity,Bicarbonate (CaCO3)	mg/L	ND	5.0	5.0	08/15/24 19:45	
Alkalinity,Carbonate (CaCO3)	mg/L	ND	5.0	5.0	08/15/24 19:45	

LABORATORY CONTROL SAMPLE: 4512447

Parameter	Units	Spike Conc.	LCS Result	LCS % Rec	% Rec Limits	Qualifiers
Alkalinity, Total as CaCO3	mg/L	50	52.5	105	80-120	

LABORATORY CONTROL SAMPLE: 4512448

Parameter	Units	Spike Conc.	LCS Result	LCS % Rec	% Rec Limits	Qualifiers
Alkalinity, Total as CaCO3	mg/L	50	53.1	106	80-120	

MATRIX SPIKE & MATRIX SPIKE DUPLICATE: 4512449 4512450

Parameter	Units	92747221005 Result	MS Spike Conc.	MSD Spike Conc.	MS Result	MSD Result	MS % Rec	MSD % Rec	% Rec Limits	RPD	Max RPD	Qual
Alkalinity, Total as CaCO3	mg/L	62.0	50	50	107	112	91	101	80-120	5	25	

MATRIX SPIKE & MATRIX SPIKE DUPLICATE: 4512451 4512452

Parameter	Units	92747221006 Result	MS Spike Conc.	MSD Spike Conc.	MS Result	MSD Result	MS % Rec	MSD % Rec	% Rec Limits	RPD	Max RPD	Qual
Alkalinity, Total as CaCO3	mg/L	ND	50	50	41.0	39.5	82	79	80-120	4	25	M1

Results presented on this page are in the units indicated by the "Units" column except where an alternate unit is presented to the right of the result.

This report shall not be reproduced, except in full,
without the written consent of Pace Analytical Services, LLC.

Pace Analytical Services, LLC
9800 Kincey Ave. Suite 100
Huntersville, NC 28078
(704)875-9092

QUALITY CONTROL DATA

Project: Hammond AP-1 (CA)-20240807
Pace Project No.: 92746280

QC Batch: 876099
QC Batch Method: SM 4500-S2D-2011
Analysis Method: SM 4500-S2D-2011
Analysis Description: 4500S2D Sulfide Water
Laboratory: Pace Analytical Services - Asheville
Associated Lab Samples: 92746280012, 92746280013

METHOD BLANK: 4513327
Matrix: Water
Associated Lab Samples: 92746280012, 92746280013

Parameter	Units	Blank Result	Reporting Limit	MDL	Analyzed	Qualifiers
Sulfide	mg/L	ND	0.10	0.022	08/17/24 04:12	

LABORATORY CONTROL SAMPLE: 4513328

Parameter	Units	Spike Conc.	LCS Result	LCS % Rec	% Rec Limits	Qualifiers
Sulfide	mg/L	0.5	0.52	104	80-120	

MATRIX SPIKE & MATRIX SPIKE DUPLICATE: 4513329 4513330

Parameter	Units	92746280012 Result	MS Spike Conc.	MSD Spike Conc.	MS Result	MSD Result	MS % Rec	MSD % Rec	% Rec Limits	RPD	Max RPD	Qual
Sulfide	mg/L	ND	0.5	0.5	0.41	0.39	82	77	80-120	6	10	M1

MATRIX SPIKE & MATRIX SPIKE DUPLICATE: 4513331 4513332

Parameter	Units	92747679002 Result	MS Spike Conc.	MSD Spike Conc.	MS Result	MSD Result	MS % Rec	MSD % Rec	% Rec Limits	RPD	Max RPD	Qual
Sulfide	mg/L	ND	0.5	0.5	0.52	0.54	103	108	80-120	5	10	

Results presented on this page are in the units indicated by the "Units" column except where an alternate unit is presented to the right of the result.

This report shall not be reproduced, except in full,
without the written consent of Pace Analytical Services, LLC.

Pace Analytical Services, LLC
9800 Kincey Ave. Suite 100
Huntersville, NC 28078
(704)875-9092

QUALIFIERS

Project: Hammond AP-1 (CA)-20240807
Pace Project No.: 92746280

DEFINITIONS

DF - Dilution Factor, if reported, represents the factor applied to the reported data due to dilution of the sample aliquot.

ND - Not Detected at or above adjusted reporting limit.

TNTC - Too Numerous To Count

J - Estimated concentration above the adjusted method detection limit and below the adjusted reporting limit.

MDL - Adjusted Method Detection Limit.

PQL - Practical Quantitation Limit.

RL - Reporting Limit - The lowest concentration value that meets project requirements for quantitative data with known precision and bias for a specific analyte in a specific matrix.

S - Surrogate

1,2-Diphenylhydrazine decomposes to and cannot be separated from Azobenzene using Method 8270. The result for each analyte is a combined concentration.

Consistent with EPA guidelines, unrounded data are displayed and have been used to calculate % recovery and RPD values.

LCS(D) - Laboratory Control Sample (Duplicate)

MS(D) - Matrix Spike (Duplicate)

DUP - Sample Duplicate

RPD - Relative Percent Difference

NC - Not Calculable.

SG - Silica Gel - Clean-Up

U - Indicates the compound was analyzed for, but not detected.

Acid preservation may not be appropriate for 2 Chloroethylvinyl ether.

A separate vial preserved to a pH of 4-5 is recommended in SW846 Chapter 4 for the analysis of Acrolein and Acrylonitrile by EPA Method 8260.

N-Nitrosodiphenylamine decomposes and cannot be separated from Diphenylamine using Method 8270. The result reported for each analyte is a combined concentration.

Reported results are not rounded until the final step prior to reporting. Therefore, calculated parameters that are typically reported as "Total" may vary slightly from the sum of the reported component parameters.

Pace Analytical is TNI accredited. Contact your Pace PM for the current list of accredited analytes.

TNI - The NELAC Institute.

ANALYTE QUALIFIERS

M1 Matrix spike recovery exceeded QC limits. Batch accepted based on laboratory control sample (LCS) recovery.

This report shall not be reproduced, except in full,
without the written consent of Pace Analytical Services, LLC.

Pace Analytical Services, LLC
9800 Kincey Ave. Suite 100
Huntersville, NC 28078
(704)875-9092

QUALITY CONTROL DATA CROSS REFERENCE TABLE

Project: Hammond AP-1 (CA)-20240807
Pace Project No.: 92746280

Lab ID	Sample ID	QC Batch Method	QC Batch	Analytical Method	Analytical Batch
92746280001	**HAM-PT-09**	EPA 3010A	874538	EPA 6010D	874645
92746280002	**HAM-PT-12**	EPA 3010A	874538	EPA 6010D	874645
92746280003	**HAM-AP1-FD-01**	EPA 3010A	874538	EPA 6010D	874645
92746282001	**HAM-PT-10**	EPA 3010A	874538	EPA 6010D	874645
92746280004	**HAM-PT-08**	EPA 3010A	875958	EPA 6010D	876036
92746280005	**HAM-PT-11**	EPA 3010A	875958	EPA 6010D	876036
92746280006	**HAM-PT-14**	EPA 3010A	875958	EPA 6010D	876036
92746280007	**HAM-PT-15**	EPA 3010A	876300	EPA 6010D	876355
92746280008	**HAM-PT-07**	EPA 3010A	876300	EPA 6010D	876355
92746280009	**HAM-PT-13**	EPA 3010A	876300	EPA 6010D	876355
92746280010	**HAM-AP1-EB-01**	EPA 3010A	876300	EPA 6010D	876355
92746280011	**HAM-AP1-FB-01**	EPA 3010A	877200	EPA 6010D	877281
92746280012	**HAM-MW-53**	EPA 3010A	877202	EPA 6010D	877299
92746280013	**HAM-MW-54**	EPA 3010A	877202	EPA 6010D	877299
92746280001	**HAM-PT-09**	EPA 3005A	874191	EPA 6020B	874323
92746280002	**HAM-PT-12**	EPA 3005A	874191	EPA 6020B	874323
92746280003	**HAM-AP1-FD-01**	EPA 3005A	874191	EPA 6020B	874323
92746282001	**HAM-PT-10**	EPA 3005A	874191	EPA 6020B	874323
92746280004	**HAM-PT-08**	EPA 3005A	875890	EPA 6020B	876009
92746280005	**HAM-PT-11**	EPA 3005A	875890	EPA 6020B	876009
92746280006	**HAM-PT-14**	EPA 3005A	875890	EPA 6020B	876009
92746280007	**HAM-PT-15**	EPA 3005A	875892	EPA 6020B	876017
92746280008	**HAM-PT-07**	EPA 3005A	875892	EPA 6020B	876017
92746280009	**HAM-PT-13**	EPA 3005A	875892	EPA 6020B	876017
92746280010	**HAM-AP1-EB-01**	EPA 3005A	875892	EPA 6020B	876017
92746280011	**HAM-AP1-FB-01**	EPA 3005A	875892	EPA 6020B	876017
92746280012	**HAM-MW-53**	EPA 3005A	876406	EPA 6020B	876456
92746280013	**HAM-MW-54**	EPA 3005A	876406	EPA 6020B	876456
92746280012	**HAM-MW-53**	SM 2320B-2011	875982		
92746280013	**HAM-MW-54**	SM 2320B-2011	875982		
92746280012	**HAM-MW-53**	SM 4500-S2D-2011	876099		
92746280013	**HAM-MW-54**	SM 4500-S2D-2011	876099		

This report shall not be reproduced, except in full,
without the written consent of Pace Analytical Services, LLC.

Pace

DC#_Title: ENV-FRM-HUNT-0083 v05_Sample Condition Upon Receipt

Effective Date: 05/24/2024

Laboratory receiving samples:
Asheville ☐ Eden ☐ Greenwood ☐ Huntersville ☐ Raleigh ☐ Mechanicsville ☐ Atlanta ☑ Kernersville ☐

Sample Condition Upon Receipt

Client Name: GA Power

Project #

WO#: 92746280

92746280

Courier: ☐ Commercial ☐ Fed Ex ☐ UPS ☐ USPS ☐ Client ☑ Pace ☐ Other:____

Custody Seal Present? ☐ Yes ☑ No Seals Intact? ☐ Yes ☐ No ☑ N/A

Date/Initials Person Examining Contents: 8/17/24 CSY

Packing Material: ☐ Bubble Wrap ☐ Bubble Bags ☑ None ☐ Other

Biological Tissue Frozen? ☐ Yes ☐ No ☑ N/A

Thermometer: ☐ IR Gun ID: 230

Type of Ice: ☑ Wet ☐ Blue ☐ None

Cooler Temp: 2.3 Correction Factor: Add/Subtract (°C) 2.3

Cooler Temp Corrected (°C): 2.3

Temp should be above freezing to 6°C
☐ Samples out of temp criteria. Samples on ice, cooling process has begun

USDA Regulated Soil (☐ N/A, water sample)
Did samples originate in a quarantine zone within the United States: CA, NY, or SC (check maps)? ☐ Yes ☐ No

Did samples originate from a foreign source (internationally, including Hawaii and Puerto Rico)? ☐ Yes ☐ No

				Comments/Discrepancy:
Chain of Custody Present?	☑ Yes	☐ No	☐ N/A	1.
Samples Arrived within Hold Time?	☑ Yes	☐ No	☐ N/A	2.
Short Hold Time Analysis (<72 hr.)?	☐ Yes	☑ No	☐ N/A	3.
Rush Turn Around Time Requested?	☐ Yes	☑ No	☐ N/A	4.
Sufficient Volume?	☑ Yes	☐ No	☐ N/A	5.
Correct Containers Used?	☑ Yes	☐ No	☐ N/A	6.
-Pace Containers Used?	☑ Yes	☐ No	☐ N/A	
Containers Intact?	☑ Yes	☐ No	☐ N/A	7.
Dissolved analysis: Samples Field Filtered?	☐ Yes	☐ No	☑ N/A	8.
Sample Labels Match COC? -Includes Date/Time/ID/Analysis Matrix: W	☑ Yes	☐ No	☐ N/A	9.
Headspace in VOA Vials (>5-6mm)?	☐ Yes	☐ No	☑ N/A	10.
Trip Blank Present?	☐ Yes	☐ No	☑ N/A	11.
Trip Blank Custody Seals Present?	☐ Yes	☐ No	☑ N/A	

Field Data Required? ☐ Yes ☐ No

COMMENTS/SAMPLE DISCREPANCY

HAM-PT-10 is listed twice on 2 different COC's

Lot ID of split containers:

CLIENT NOTIFICATION/RESOLUTION

Person contacted: _____ Date/Time: _____

Project Manager SCURF Review: _____ Date: _____

Project Manager SRF Review: _____ Date: _____

DC#_Title: ENV-FRM-HUN1-0083 v05_Sample Condition Upon Receipt

Effective Date: 05/24/2024

WO#: 92746280

*Check mark top half of box if pH and/or dechlorination is verified and within the acceptance range for preservation samples.
Exceptions: VOA, Coliform, TOC, Oil and Grease, DRO/8015 (water) DOC, LLHg
**Bottom half of box is to list number of bottles
***Check all unpreserved Nitrates for chlorine

Project #

PM: BV Due Date: 08/21/24
CLIENT: 92- GP-HAM

Laboratory Receiving Location: Asheville ☐ Eden ☐ Greenwood ☐ Huntersville ☐ Raleigh ☐ Mechanicsville ☐ Atlanta ☐ Kernersville ☐

Client_____ Profile/EZ (Circle one)_____ Notes_____

Item#	BP4U-125 mL Plastic Unpreserved (N/A) (Cl-)	BP3U-250 mL Plastic Unpreserved (N/A)	BP2U-500 mL Plastic Unpreserved (N/A)	BP1U-1 liter Plastic Unpreserved (N/A)		BP4S-125 mL Plastic H2SO4 (pH < 2) (Cl-)	BP3N-250 mL Plastic HNO3 (pH < 2)	BP4Z-125 mL Plastic ZN Acetate & NaOH (>9)	BP4B-125 mL Plastic NaOH (pH > 12) (Cl-)	WGFU-Wide-mouthed Glass jar Unpreserved	AG1U-1 liter Amber Unpreserved (N/A) (Cl-)	AG1H-1 liter Amber HCl (pH < 2)	AG3U-250 mL Amber Unpreserved (N/A) (Cl-)	AG1S-1 liter Amber H2SO4 (pH < 2)	AG3S-250 mL Amber H2SO4 (pH < 2)	DG94-40 mL Amber NH4Cl (N/A)(Cl-)	DG9H-40 mL VOA HCl (N/A)	VG9T-40 mL VOA Na2S2O3 (N/A)	VG9U-40 mL VOA Unpreserved (N/A)	DG9V-40 mL VOA H3PO4 (N/A)	KP7U-50 mL Plastic Unpreserved (N/A)	V/GK (3 vials per kit)-VPH/Gas kit (N/A)	SP5T-125 mL Sterile Plastic (N/A – lab)	SP2T-250 mL Sterile Plastic (N/A – lab)		BP3K-250 mL Plastic (NH2)2SO4 (9.3-9.7)	AG0U-100 mL Amber Unpreserved (N/A) (Cl-)	VSGU-20 mL Scintillation vials (N/A)	DG9U-40 mL Amber Unpreserved vials (N/A)
CC																													
1																													
2																													
3																													
4																													
5																													
6																													
7																													
8																													
9																													
10																													
11																													
12																													

pH Adjustment Log for Preserved Samples

Sample ID	Type of Preservative	pH upon receipt	Date preservation adjusted	Time preservation adjusted	Amount of Preservative added	Lot #

Note: Whenever there is a discrepancy affecting North Carolina compliance samples, a copy of this form will be sent to the North Carolina DENR Certification Office (i.e. Out of hold, incorrect preservative, out of temp, incorrect containers.

Pace Analytical
www.pacelabs.com

CHAIN-OF-CUSTODY / Analytical Request Document

The Chain-of-Custody is a LEGAL DOCUMENT. All relevant fields must be completed accurately.

Page: 1 of 1

Section A Required Client Information:

Company:	GA Power
Address:	Atlanta, GA
Email To:	SCS Contacts
Phone:	Fax:
Requested Due Date/TAT:	5 day

Section B Required Project Information:

Report To:	SCS Contacts
Copy To:	Geosyntec Contacts
Purchase Order No.:	GPC82474-0001
Project Name:	Hammond AP-1
Project Number:	GW6581G/109/12

Section C Invoice Information:

Attention:	Southern Co.
Company Name:	
Address:	
Pace Quote Reference:	
Pace Project Manager:	Bonnie Vang
Pace Profile #:	16483

REGULATORY AGENCY

NPDES GROUND WATER DRINKING WATER
UST RCRA OTHER CCR

Site Location STATE: GA

Section D Required Client Information

Valid Matrix Codes: MATRIX CODE — DRINKING WATER DW, WATER WT, WASTE WATER WW, PRODUCT P, SOIL/SOLID SL, OIL OL, WIPE WP, AIR AR, OTHER OT, TISSUE TS

ITEM #	SAMPLE ID (A-Z, 0-9 / -) Sample IDs MUST BE UNIQUE	MATRIX CODE (see valid codes above)	SAMPLE TYPE (G=GRAB C=COMP)	COLLECTED Composite Start DATE	Composite Start TIME	Composite End DATE	Composite End TIME	SAMPLE TEMP AT COLLECTION	# OF CONTAINERS	Preservatives: Unpreserved	H_2SO_4	HNO_3	HCl	NaOH	$Na_2S_2O_3$	Methanol	Other	Analysis Test	Requested Analysis Filtered (Y/N): Total 601/602/B, As, Mn, Fe	Total 601/602/B, As, Mn, Fe	Total 601/602/B, Mn, Fe	Residual Chlorine (Y/N)	Pace Project No./ Lab I.D.
																		Y/N	N	N	N		927 46290
1	HAM-PT-09	WG	G	8/6/24	11:10			22				1								X	X	N	001
2	HAM-PT-10	WG	G	8/6/24	17:02			23				1								X	X	N	
3	HAM-PT-12	WG	G	8/6/24	16:20			23				1								X	X	N	002
4	HAM-AP1-FD-01	WG	G	8/6/24	0:00			23				1							X	X		N	003
5																							
6																							
7																				UN 08/09/2024			
8							ER 8/6/24																
9																							
10																							
11																							
12																							

ADDITIONAL COMMENTS	RELINQUISHED BY / AFFILIATION	DATE	TIME	ACCEPTED BY / AFFILIATION	DATE	TIME	SAMPLE CONDITIONS
Task Code: HAM-CCR-CA-20240806	Elisabeth Russell / Geosyntec	08/08/2024	2000	Thomas Hassler / Geosyntec	08/09/24	1000	
	Thomas Hassler / Geosyntec	08/09/24	1205	Ryan Williams / Pace	8/9/2024	1225	
	Ryan Williams / Pace	8/9/2024	1505	[illegible signature]	8/9/24	1505	

SAMPLER NAME AND SIGNATURE

PRINT Name of SAMPLER: Elisabeth Russell / Geosyntec Consultants, Inc.

SIGNATURE of SAMPLER: [signature] DATE Signed (MM/DD/YY): 08/08/2024

Temp in °C | Received on Ice (Y/N) | Custody Sealed Cooler (Y/N) | Samples Intact (Y/N)

Pace ANALYTICAL SERVICES	DC#_Title: ENV-FRM-HUN1-0083 v05_Sample Condition Upon Receipt
	Effective Date: 05/24/2024

Laboratory receiving samples:

Asheville ☐ Eden ☐ Greenwood ☐ Huntersville ☐ Raleigh ☐ Mechanicsville ☐ Atlanta ☑ Kernersville ☐

Sample Condition Upon Receipt

Client Name: GA Power

Project #:

Courier: ☐ Commercial ☐ Fed Ex ☐ UPS ☐ USPS ☐ Client ☑ Pace ☐ Other:____

Custody Seal Present? ☐ Yes ☑ No **Seals Intact?** ☐ Yes ☐ No ☑ N/A

Date/Initials Person Examining Contents: 8/9/24 CAH

Packing Material: ☐ Bubble Wrap ☐ Bubble Bags ☑ None ☐ Other

Biological Tissue Frozen? ☐ Yes ☐ No ☐ N/A

Thermometer: ☑ IR Gun ID: 230

Type of Ice: ☑ Wet ☐ Blue ☐ None

Cooler Temp: 2.1 **Correction Factor:** Add/Subtract (°C) 0.0

Temp should be above freezing to 6°C

☐ Samples out of temp criteria. Samples on ice, cooling process has begun

Cooler Temp Corrected (°C): 2.1

USDA Regulated Soil (☐ N/A, water sample)

Did samples originate in a quarantine zone within the United States: CA, NY, or SC (check maps)? ☐ Yes ☐ No

Did samples originate from a foreign source (internationally, including Hawaii and Puerto Rico)? ☐ Yes ☐ No

				Comments/Discrepancy:
Chain of Custody Present?	☑ Yes	☐ No	☐ N/A	1.
Samples Arrived within Hold Time?	☑ Yes	☐ No	☐ N/A	2.
Short Hold Time Analysis (<72 hr.)?	☐ Yes	☑ No	☐ N/A	3.
Rush Turn Around Time Requested?	☐ Yes	☑ No	☐ N/A	4.
Sufficient Volume?	☑ Yes	☐ No	☐ N/A	5.
Correct Containers Used?	☑ Yes	☐ No	☐ N/A	6.
-Pace Containers Used?	☑ Yes	☐ No	☐ N/A	
Containers Intact?	☑ Yes	☐ No	☐ N/A	7.
Dissolved analysis: Samples Field Filtered?	☐ Yes	☐ No	☑ N/A	8.
Sample Labels Match COC? -Includes Date/Time/ID/Analysis Matrix: W	☑ Yes	☐ No	☐ N/A	9.
Headspace in VOA Vials (>5-6mm)?	☐ Yes	☐ No	☑ N/A	10.
Trip Blank Present?	☐ Yes	☐ No	☑ N/A	11.
Trip Blank Custody Seals Present?	☐ Yes	☐ No	☑ N/A	

COMMENTS/SAMPLE DISCREPANCY

Field Data Required? ☐ Yes ☐ No

Lot ID of split containers:

CLIENT NOTIFICATION/RESOLUTION

Person contacted: _____ Date/Time: _____

Project Manager SCURF Review: _____ **Date:** _____

Project Manager SRF Review: _____ **Date:** _____

Pace ANALYTICAL SERVICES	DC#_Title: ENV-FRM-HUN1-0083 v05_Sample Condition Upon Receipt
	Effective Date: 05/24/2024

*Check mark top half of box if pH and/or dechlorination is verified and within the acceptance range for preservation samples.
Exceptions: VOA, Coliform, TOC, Oil and Grease, DRO/8015 (water) DOC, LLHg
**Bottom half of box is to list number of bottles
***Check all unpreserved Nitrates for chlorine

Project #

Laboratory Receiving Location: Asheville ☐ Eden☐ Greenwood ☐ Huntersville ☐ Raleigh☐ Mechanicsville☐ Atlanta☐ Kernersville☐

Client_____ Profile/EZ (Circle one)_____ Notes_____

Item#	BP4U-125 mL Plastic Unpreserved (N/A) (Cl-)	BP3U-250 mL Plastic Unpreserved (N/A)	BP2U-500 mL Plastic Unpreserved (N/A)	BP1U-1 liter Plastic Unpreserved (N/A)		BP4S-125 mL Plastic H2SO4 (pH < 2) (Cl-)	BP3N-250 mL plastic HNO3 (pH < 2)	BP4Z-125 mL Plastic ZN Acetate & NaOH (>9)	BP4B-125 mL Plastic NaOH (pH > 12) (Cl-)	WGFU-Wide-mouthed Glass jar Unpreserved	AG1U-1 liter Amber Unpreserved (N/A) (Cl-)	AG1H-1 liter Amber HCl (pH < 2)	AG3U-250 mL Amber Unpreserved (N/A) (Cl-)	AG1S-1 liter Amber H2SO4 (pH < 2)	AG3S-250 mL Amber H2SO4 (pH < 2)	DG94-40 mL Amber NH4Cl (N/A)(Cl-)	DG9H-40 mL VOA HCl (N/A)	VG9T-40 mL VOA Na2S2O3 (N/A)	VG9U-40 mL VOA Unpreserved (N/A)	DG9V-40 mL VOA H3PO4 (N/A)	KP7U-50 mL Plastic Unpreserved (N/A)	V/GK (3 vials per kit)-VPH/Gas kit (N/A)	SP5T-125 mL Sterile Plastic (N/A – lab)	SP2T-250 mL Sterile Plastic (N/A – lab)		BP3R-250 mL Plastic (NH2)2SO4 (9.3-9.7)	AG0U-100 mL Amber Unpreserved (N/A) (Cl-)	VSGU-20 mL Scintillation vials (N/A)	DG9U-40 mL Amber Unpreserved vials (N/A)
CC																													
1																													
2																													
3																													
4																													
5																													
6																													
7																													
8																													
9																													
10																													
11																													
12																													

pH Adjustment Log for Preserved Samples

Sample ID	Type of Preservative	pH upon receipt	Date preservation adjusted	Time preservation adjusted	Amount of Preservative added	Lot #

Note: Whenever there is a discrepancy affecting North Carolina compliance samples, a copy of this form will be sent to the North Carolina DENR Certification Office (i.e. Out of hold, incorrect preservative, out of temp, incorrect containers.

Pace Analytical
www.pacelabs.com

CHAIN-OF-CUSTODY / Analytical Request Document

The Chain-of-Custody is a LEGAL DOCUMENT. All relevant fields must be completed accurately.

Page: 1 of 1

Section A Required Client Information:

Company:	GA Power
Address:	Atlanta, GA
Email To:	SCS Contacts
Phone:	Fax:
Requested Due Date/TAT:	5 day

Section B Required Project Information:

Report To:	SCS Contacts
Copy To:	Geosyntec Contacts
Purchase Order No.:	GPC82474-0001
Project Name:	Hammond AP-1
Project Number:	GW6581G/109/12

Section C Invoice Information:

Attention:	Southern Co.
Company Name:	
Address:	
Pace Quote Reference:	
Pace Project Manager:	Bonnie Vang
Pace Profile #:	16483

REGULATORY AGENCY: NPDES, GROUND WATER, DRINKING WATER, UST, RCRA, OTHER CCR

Site Location STATE: GA

Section D Required Client Information

Valid Matrix Codes: MATRIX / CODE — DRINKING WATER DW, WATER WT, WASTE WATER WW, PRODUCT P, SOIL/SOLID SL, OIL OL, WIPE WP, AIR AR, OTHER OT, TISSUE TS

SAMPLE ID (A-Z, 0-9 / ,-) Sample IDs MUST BE UNIQUE

Requested Analysis Filtered (Y/N): Total 601/6022-B, As, Mo, Fe (N); Total 601/6022-B, As, Fe (N); Total 601/6022-B, Mo, Fe (N)

ITEM #	SAMPLE ID	MATRIX CODE (see valid codes to left)	SAMPLE TYPE (G=GRAB C=COMP)	COLLECTED COMPOSITE DATE	COLLECTED COMPOSITE TIME	COLLECTED COMPOSITE ENDGRAB DATE	COLLECTED COMPOSITE ENDGRAB TIME	SAMPLE TEMP AT COLLECTION	# OF CONTAINERS	Unpreserved	H_2SO_4	HNO_3	HCl	NaOH	$Na_2S_2O_3$	Methanol	Other	Total 601/6022-B, As, Mo, Fe	Total 601/6022-B, As, Fe	Total 601/6022-B, Mo, Fe	Residual Chlorine (Y/N)	Pace Project No./ Lab I.D.
1	HAM-PT-08	WG	G	08/08/2024	1810				20	1			1						X		N	927461200
2	HAM-PT-11	WG	G	08/07/2024	1030				22	1			1						X	X	N	927461201
3	HAM-PT-14	WG	G	08/08/2024	1321				21	1			1						X		N	927461202
4																						
5																						
6																						
7																						
8																						
9																						
10																						
11																						
12																						

ER 8/8/2024

JN 08/09/2024

ADDITIONAL COMMENTS	RELINQUISHED BY / AFFILIATION	DATE	TIME	ACCEPTED BY / AFFILIATION	DATE	TIME
Task Code: HAM-CCR-GA-20240807	Elisabeth Russell / Geosyntec	08/08/2024	2000	Thomas Hessler / Geosyntec	08/08/2024	2000
	Thomas Hessler / Geosyntec	08/09/2024	1415	Ryan Williams / Pace	8/9/2024	1415
	Ryan Williams / Pace	8/9/2024	1655	Chandler Hurts	8/9/24	1655

SAMPLE CONDITIONS: Temp in °C | Received on Ice (Y/N) | Custody Sealed Cooler (Y/N) | Samples Intact (Y/N)

SAMPLER NAME AND SIGNATURE

PRINT Name of SAMPLER: Elisabeth Russell / Geosyntec Consultants, Inc.

SIGNATURE of SAMPLER: ER

DATE Signed (MM/DD/YY): 08/08/24

Pace Analytical Services	DC#_Title: ENV-FRM-HUN1-0083 v05_Sample Condition Upon Receipt
	Effective Date: 05/24/2024

Laboratory receiving samples:
Asheville ☐ Eden ☐ Greenwood ☐ Huntersville ☐ Raleigh ☐ Mechanicsville ☐ Atlanta ☑ Kernersville ☐

WO#: 92746280
PM: BV Due Date: 08/21/24
CLIENT: 92- GP-HAM

Sample Condition Upon Receipt

Client Name: Georgia Power

Project #:

Courier: ☐ Commercial ☐ Fed Ex ☐ UPS ☐ USPS ☐ Client ☑ Pace ☐ Other:____

Custody Seal Present? ☐ Yes ☑ No Seals Intact? ☐ Yes ☐ No ☑ N/A

Date/Initials Person Examining Contents: 8/17/24 CDB

Packing Material: ☐ Bubble Wrap ☐ Bubble Bags ☑ None ☐ Other

Biological Tissue Frozen? ☐ Yes ☐ No ☐ N/A

Thermometer: ☐ IR Gun ID: 230

Type of Ice: ☑ Wet ☐ Blue ☐ None

Cooler Temp: 2.1 Correction Factor: Add/Subtract (°C) 0.0

Temp should be above freezing to 6°C
☐ Samples out of temp criteria. Samples on ice, cooling process has begun

Cooler Temp Corrected (°C): 2.1

USDA Regulated Soil (☐ N/A, water sample)
Did samples originate in a quarantine zone within the United States: CA, NY, or SC (check maps)? ☐ Yes ☐ No

Did samples originate from a foreign source (internationally, including Hawaii and Puerto Rico)? ☐ Yes ☐ No

				Comments/Discrepancy:
Chain of Custody Present?	☑ Yes	☐ No	☐ N/A	1.
Samples Arrived within Hold Time?	☑ Yes	☐ No	☐ N/A	2.
Short Hold Time Analysis (<72 hr.)?	☐ Yes	☑ No	☐ N/A	3.
Rush Turn Around Time Requested?	☐ Yes	☑ No	☐ N/A	4.
Sufficient Volume?	☑ Yes	☐ No	☐ N/A	5.
Correct Containers Used?	☑ Yes	☐ No	☐ N/A	6.
-Pace Containers Used?	☑ Yes	☐ No	☐ N/A	
Containers Intact?	☑ Yes	☐ No	☐ N/A	7.
Dissolved analysis: Samples Field Filtered?	☐ Yes	☐ No	☑ N/A	8.
Sample Labels Match COC? -Includes Date/Time/ID/Analysis Matrix: W	☑ Yes	☐ No	☐ N/A	9.
Headspace in VOA Vials (>5-6mm)?	☐ Yes	☐ No	☑ N/A	10.
Trip Blank Present?	☐ Yes	☐ No	☑ N/A	11.
Trip Blank Custody Seals Present?	☐ Yes	☐ No	☑ N/A	

COMMENTS/SAMPLE DISCREPANCY

Field Data Required? ☐ Yes ☐ No

Lot ID of split containers:

CLIENT NOTIFICATION/RESOLUTION

Person contacted: _____ Date/Time: _____

Project Manager SCURF Review: _____ Date: _____

Project Manager SRF Review: _____ Date: _____

Pace ANALYTICAL SERVICES

DC#_Title: ENV-FRM-HUN1-0083 v05_Sample Condition Upon Receipt

Effective Date: 05/24/2024

WO#: 92746280

PM: BV **Due Date: 08/21/24**

CLIENT: 92- GP-HAM

*Check mark top half of box if pH and/or dechlorination is verified and within the acceptance range for preservation samples.

Exceptions: VOA, Coliform, TOC, Oil and Grease, DRO/8015 (water) DOC, LLHg

**Bottom half of box is to list number of bottles

***Check all unpreserved Nitrates for chlorine

Project #

Laboratory Receiving Location: Asheville ☐ Eden ☐ Greenwood ☐ Huntersville ☐ Raleigh ☐ Mechanicsville ☐ Atlanta ☐ Kernersville ☐

Client_____ Profile/EZ (Circle one)_____ Notes_____

Item#	BP4U-125 mL Plastic Unpreserved (N/A) (Cl-)	BP3U-250 mL Plastic Unpreserved (N/A)	BP2U-500 mL Plastic Unpreserved (N/A)	BP1U-1 liter Plastic Unpreserved (N/A)		BP4S-125 mL Plastic H2SO4 (pH < 2) (Cl-)	BP3N-250 mL plastic HNO3 (pH < 2)	BP4Z-125 mL Plastic ZN Acetate & NaOH (>9)	BP4B-125 mL Plastic NaOH (pH > 12) (Cl-)	WGFU-Wide-mouthed Glass jar Unpreserved	AG1U-1 liter Amber Unpreserved (N/A) (Cl-)	AG1H-1 liter Amber HCl (pH < 2)	AG3U-250 mL Amber Unpreserved (N/A) (Cl-)	AG1S-1 liter Amber H2SO4 (pH < 2)	AG3S-250 mL Amber H2SO4 (pH < 2)	DG94-40 mL Amber NH4Cl (N/A)(Cl-)	DG9H-40 mL VOA HCl (N/A)	VG9T-40 mL VOA Na2S2O3 (N/A)	VG9U-40 mL VOA Unpreserved (N/A)	DG9V-40 mL VOA H3PO4 (N/A)	KP7U-50 mL Plastic Unpreserved (N/A)	V/GK (3 vials per kit)-VPH/Gas kit (N/A)	SP5T-125 mL Sterile Plastic (N/A – lab)	SP2T-250 mL Sterile Plastic (N/A – lab)		BP3R-250 mL Plastic (NH2)2SO4 (9.3-9.7)	AG0U-100 mL Amber Unpreserved (N/A) (Cl-)	VSGU-20 mL Scintillation vials (N/A)	DG8U-40 mL Amber Unpreserved vials (N/A)
CC																													
1							✓																						
2							✓																						
3							✓																						
4							✓																						
5							✓																						
6																													
7																													
8																													
9																													
10																													
11																													
12																													

pH Adjustment Log for Preserved Samples

Sample ID	Type of Preservative	pH upon receipt	Date preservation adjusted	Time preservation adjusted	Amount of Preservative added	Lot #

Note: Whenever there is a discrepancy affecting North Carolina compliance samples, a copy of this form will be sent to the North Carolina DENR Certification Office (i.e. Out of hold, incorrect preservative, out of temp, incorrect containers.

Pace Analytical
www.pacelabs.com

CHAIN-OF-CUSTODY / Analytical Request Document

The Chain-of-Custody is a LEGAL DOCUMENT. All relevant fields must be completed accurately.

Section A Required Client Information:

Company:	GA Power
Address:	Atlanta, GA
Email To:	SCS Contacts
Phone:	Fax:
Requested Due Date/TAT:	10 day

Section B Required Project Information:

Report To:	SCS Contacts
Copy To:	Geosyntec Contacts
Purchase Order No.:	GPC82474-0001
Project Name:	Hammond AP-1
Project Number:	GW6581G

Section C Invoice Information:

Attention:	Southern Co.
Company Name:	
Address:	
Pace Quote Reference:	
Pace Project Manager:	Bonnie Vang
Pace Profile #:	16483

REGULATORY AGENCY

NPDES GROUND WATER DRINKING WATER
UST RCRA OTHER CCR

Site Location STATE: GA

Section D Required Client Information

Valid Matrix Codes

MATRIX	CODE
DRINKING WATER	DW WT
WATER	WW
WASTE WATER	P
PRODUCT	SL
SOIL/SOLID	OL
OIL	WP
WIPE	AR
AIR	UT
OTHER	TS
TISSUE	

SAMPLE ID (A-Z, 0-9 / ,-) Sample IDs MUST BE UNIQUE

Requested Analysis Filtered (Y/N)

ITEM #	SAMPLE ID	MATRIX CODE (see valid codes to left)	SAMPLE TYPE (G=GRAB C=COMP)	COLLECTED COMPOSITE DATE	COLLECTED COMPOSITE TIME	COLLECTED COMPOSITE END/GRAB DATE	COLLECTED COMPOSITE END/GRAB TIME	SAMPLE TEMP AT COLLECTION	# OF CONTAINERS	Unpreserved	H_2SO_4	HNO_3	HCl	NaOH	$Na_2S_2O_3$	Methanol	Other	Analysis Test → Y/N	Total 601/6022-B, As, Mo, Fe	Total 601/6022-B, As, Fe	Total 601/6022-B, Mo, Fe	Residual Chlorine (Y/N)	Pace Project No./ Lab I.D.
1	HAM-PT-15	WG	G	08/09/2024	1010			21	1			1								X		N	007
2	HAM-PT-07	WG	G	08/09/2024	1215	ER 08/09/2024		21	1			1								X		N	008
3	HAM-PT-13	WG	G	08/09/2024	1405			21	1			1								X		N	009
4	HAM-AP1-EB-01	WQ	G	08/09/2024	1440			19	1			1							X				010
5	HAM-AP1-FB-01	WQ	G	08/09/2024	1450			19	1			1							X				011
6																							
7																							
8						ER 08/09/2024																	
9																							
10																							
11																							
12																							

ADDITIONAL COMMENTS	RELINQUISHED BY / AFFILIATION	DATE	TIME	ACCEPTED BY / AFFILIATION	DATE	TIME
Task Code: HAM-CCR CA 20240807	Elisabeth Russell / Geosyntec	08/09/2024	2000	Mommy Hessler / Geosyntec	08/09/2024	2000
	Mommy Hessler / Geosyntec	08/12/2024	0745	Jacob Tracy / Geosyntec	08/12/2024	0745
	Jacob Tracy / Geosyntec	08/12/2024	1210	Ryan Williams / Pace	08/12/24	12:10
	Ryan Williams / Pace	8/12/2024	1352	[illegible] / Pace	8/12/24	1352

SAMPLE CONDITIONS: Temp in °C | Received on Ice (Y/N) | Custody Sealed Cooler (Y/N) | Samples Intact (Y/N)

SAMPLER NAME AND SIGNATURE

PRINT Name of SAMPLER: Ellsabeth Russell / Geosyntec Consultants, Inc.

SIGNATURE of SAMPLER: ER

DATE Signed (MM/DD/YY): 08/09/2024

Pace	DC#_Title: ENV-FRM-HUN1-0083 v05_Sample Condition Upon Receipt
	Effective Date: 05/24/2024

Laboratory receiving samples:
Asheville ☐ Eden ☐ Greenwood ☐ Huntersville ☐ Raleigh ☐ Mechanicsville ☐ Atlanta ☒ Kernersville ☐

Sample Condition Upon Receipt

Client Name: GA Power

Project #:

Courier: ☐ Commercial ☐ Fed Ex ☐ UPS ☐ USPS ☐ Client ☒ Pace ☐ Other:____

Custody Seal Present? ☒ Yes ☐ No Seals Intact? ☒ Yes ☐ No ☐ N/A

Date/Initials Person Examining Contents: [illegible]

Packing Material: ☒ Bubble Wrap ☐ Bubble Bags ☐ None ☐ Other

Biological Tissue Frozen? ☐ Yes ☐ No ☒ N/A

Thermometer: ☐ IR Gun ID: 214

Type of Ice: ☒ Wet ☐ Blue ☐ None

Cooler Temp: 3.0

Correction Factor: Add/Subtract (°C) 0

Cooler Temp Corrected (°C): 3.0

Temp should be above freezing to 6°C
☐ Samples out of temp criteria. Samples on ice, cooling process has begun

USDA Regulated Soil (☐ N/A, water sample)
Did samples originate in a quarantine zone within the United States: CA, NY, or SC (check maps)? ☐ Yes ☐ No

Did samples originate from a foreign source (internationally, including Hawaii and Puerto Rico)? ☐ Yes ☐ No

				Comments/Discrepancy:
Chain of Custody Present?	☒ Yes	☐ No	☐ N/A	1.
Samples Arrived within Hold Time?	☒ Yes	☐ No	☐ N/A	2.
Short Hold Time Analysis (<72 hr.)?	☐ Yes	☒ No	☐ N/A	3.
Rush Turn Around Time Requested?	☐ Yes	☒ No	☐ N/A	4.
Sufficient Volume?	☒ Yes	☐ No	☐ N/A	5.
Correct Containers Used?	☒ Yes	☐ No	☐ N/A	6.
-Pace Containers Used?	☒ Yes	☐ No	☐ N/A	
Containers Intact?	☒ Yes	☐ No	☐ N/A	7.
Dissolved analysis: Samples Field Filtered?	☐ Yes	☐ No	☒ N/A	8.
Sample Labels Match COC?	☒ Yes	☐ No	☐ N/A	9.
-Includes Date/Time/ID/Analysis Matrix: W				
Headspace in VOA Vials (>5-6mm)?	☐ Yes	☐ No	☒ N/A	10.
Trip Blank Present?	☐ Yes	☐ No	☒ N/A	11.
Trip Blank Custody Seals Present?	☐ Yes	☐ No	☒ N/A	

Field Data Required? ☐ Yes ☐ No

COMMENTS/SAMPLE DISCREPANCY

Lot ID of split containers:

CLIENT NOTIFICATION/RESOLUTION

Person contacted: Date/Time:

Project Manager SCURF Review: Date:

Project Manager SRF Review: Date:

Qualtrax ID: 69614

DC#_Title: ENV-FRM-HUN1-0083 v05_Sample Condition Upon Receipt

Effective Date: 05/24/2024

*Check mark top half of box if pH and/or dechlorination is verified and within the acceptance range for preservation samples.
Exceptions: VOA, Coliform, TOC, Oil and Grease, DRO/8015 (water) DOC, LLHg
**Bottom half of box is to list number of bottles
***Check all unpreserved Nitrates for chlorine

Project #

Laboratory Receiving Location: Asheville ☐ Eden ☐ Greenwood ☐ Huntersville ☐ Raleigh ☐ Mechanicsville ☐ Atlanta ☐ Kernersville ☐

Client_____ Profile/EZ (Circle one)_____ Notes_____

Item#	BP4U-125 mL Plastic Unpreserved (N/A) (Cl-)	BP3U-250 mL Plastic Unpreserved (N/A)	BP2U-500 mL Plastic Unpreserved (N/A)	BP1U-1 liter Plastic Unpreserved (N/A)		BP4S-125 mL Plastic H2SO4 (pH < 2) (Cl-)	BP3N-250 mL plastic HNO3 (pH < 2)	BP4Z-125 mL Plastic ZN Acetate & NaOH (>9)	BP4B-125 mL Plastic NaOH (pH > 12) (Cl-)	WGFU-Wide-mouthed Glass Jar Unpreserved	AG1U-1 liter Amber Unpreserved (N/A) (Cl-)	AG1H-1 liter Amber HCl (pH < 2)	AG3U-250 mL Amber Unpreserved (N/A) (Cl-)	AG1S-1 liter Amber H2SO4 (pH < 2)	AG3S-250 mL Amber H2SO4 (pH < 2)	DG9A-40 mL Amber NH4Cl (N/A)(Cl-)	DG9H-40 mL VOA HCl (N/A)	VG9T-40 mL VOA Na2S2O3 (N/A)	VG9U-40 mL VOA Unpreserved (N/A)	DG9V-40 mL VOA H3PO4 (N/A)	KP7U-50 mL Plastic Unpreserved (N/A)	V/GK (3 vials per kit)-VPH/Gas kit (N/A)	SP5T-125 mL Sterile Plastic (N/A – lab)	SP2T-250 mL Sterile Plastic (N/A – lab)		BP3R-250 mL Plastic (NH-2)2SO4 (9.3-9.7)	AG0U-100 mL Amber Unpreserved (N/A) (Cl-)	VSGU-20 mL Scintillation vials (N/A)	DG8U-40 mL Amber Unpreserved vials (N/A)
CC																													
1		2					1	1																					
2		2					1	1																					
3																													
4																													
5																													
6																													
7																													
8																													
9																													
10																													
11																													
12																													

pH Adjustment Log for Preserved Samples

Sample ID	Type of Preservative	pH upon receipt	Date preservation adjusted	Time preservation adjusted	Amount of Preservative added	Lot #

Note: Whenever there is a discrepancy affecting North Carolina compliance samples, a copy of this form will be sent to the North Carolina DENR Certification Office (i.e. Out of hold, incorrect preservative, out of temp, incorrect containers.

Qualtrax ID: 69614

Pace Analytical
www.pacelabs.com

CHAIN-OF-CUSTODY / Analytical Request Document

The Chain-of-Custody is a LEGAL DOCUMENT. All relevant fields must be completed accurately.

Page: 1 of 1

Section A Required Client Information:

Company:	GA Power
Address:	Atlanta, GA
Email To:	SCS Contacts
Phone:	Fax:
Requested Due Date/TAT:	10 day

Section B Required Project Information:

Report To:	SCS Contacts
Copy To:	Geosyntec Contacts
Purchase Order No.:	GPC82474-0001
Project Name:	Hammond AP-1
Project Number:	GW6581G

Section C Invoice Information:

Attention:	Southern Co.
Company Name:	
Address:	
Pace Quote Reference:	
Pace Project Manager:	Bonnie Vang
Pace Profile #:	16483

REGULATORY AGENCY

NPDES GROUND WATER DRINKING WATER
UST RCRA OTHER CCR

Site Location STATE: GA

Section D Required Client Information

Valid Matrix Codes

MATRIX	CODE
DRINKING WATER	DW WT
WATER	WW
WASTE WATER	P
PRODUCT	SL
SOIL/SOLID	OL
OIL	WP
WIPE	AR
AIR	OT
OTHER	TS
TISSUE	

ITEM #	SAMPLE ID (A-Z, 0-9 / ,-) Sample IDs MUST BE UNIQUE	MATRIX CODE (see valid codes to left)	SAMPLE TYPE (G=GRAB C=COMP)	COLLECTED COMPOSITE DATE	COLLECTED COMPOSITE TIME	COLLECTED COMPOSITE END/GRAB DATE	COLLECTED COMPOSITE END/GRAB TIME	SAMPLE TEMP AT COLLECTION	# OF CONTAINERS	Preservatives: Unpreserved	H_2SO_4	HNO_3	HCl	NaOH	$Na_2S_2O_3$	Methanol	Other	Analysis Test Y/N: Total 6010/6022-B, Fe, Mo	Total 6010/6022-As, B, Fe	Major Ions (Profile 10639-2)	Residual Chlorine (Y/N)	Pace Project No./ Lab I.D.
																		N	N	N		
1	HAM-MW-53	WG	G	08/12/2024	1445			22	4	2		1					1	X		X	N	
2	HAM-MW-54	WG	G	08/12/2024	1235	ER 8/12/2024		23	4	2		1					1		X	X	N	
3																						
4																						
5																						
6				ER 8/12/2024																		
7																						
8																						
9																						
10																						
11																						
12																						

ADDITIONAL COMMENTS	RELINQUISHED BY / AFFILIATION	DATE	TIME	ACCEPTED BY / AFFILIATION	DATE	TIME	SAMPLE CONDITIONS
Task Code: HAM-CCR-CA-20240807	Elizabeth Russell / Geosyntec	08/12/24	14:00	Jacob Tracy / Geosyntec	08/12/24	14:00	
	Jacob Tracy / Geosyntec	08/14/24	12:05	Ryan Williams / Pace	08/14/24	12:05	
	Ryan Williams / Pace	8/14/2024	1440	[illegible] / Pace	8/14/24	1440	

SAMPLER NAME AND SIGNATURE

PRINT Name of SAMPLER: Elisabeth Russell / Geosyntec Consultants, Inc.

SIGNATURE of SAMPLER: DATE Signed (MM/DD/YY):

Temp in °C | Received on Ice (Y/N) | Custody Sealed Cooler (Y/N) | Samples Intact (Y/N)

Pace

DC#_Title: ENV-FRM-HUNT-0083 v05_Sample Condition Upon Receipt

Effective Date: 05/24/2024

Laboratory receiving samples:
Asheville ☐ Eden ☐ Greenwood ☐ Huntersville ☐ Raleigh ☐ Mechanicsville ☐ Atlanta ☑ Kernersville ☐

Sample Condition Upon Receipt

WO#: 92746280
PM: BV Due Date: 08/21/24
CLIENT: 92- GP-HAM

Client Name: GA Power

Project #:

Courier: ☐ Commercial ☐ Fed Ex ☐ UPS ☐ USPS ☐ Client ☑ Pace ☐ Other:____

Custody Seal Present? ☐ Yes ☑ No Seals Intact? ☐ Yes ☐ No ☑ N/A

Date/Initials Person Examining Contents: 8/17/24 CSY

Packing Material: ☐ Bubble Wrap ☐ Bubble Bags ☑ None ☐ Other

Biological Tissue Frozen? ☐ Yes ☐ No ☑ N/A

Thermometer: ☐ IR Gun ID: 230

Type of Ice: ☑ Wet ☐ Blue ☐ None

Cooler Temp: 2.3 Correction Factor: Add/Subtract (°C) 2.3

Cooler Temp Corrected (°C): 2.3

Temp should be above freezing to 6°C
☐ Samples out of temp criteria. Samples on ice, cooling process has begun

USDA Regulated Soil (☐ N/A, water sample)
Did samples originate in a quarantine zone within the United States: CA, NY, or SC (check maps)? ☐ Yes ☐ No

Did samples originate from a foreign source (internationally, including Hawaii and Puerto Rico)? ☐ Yes ☐ No

				Comments/Discrepancy:
Chain of Custody Present?	☑ Yes	☐ No	☐ N/A	1.
Samples Arrived within Hold Time?	☑ Yes	☐ No	☐ N/A	2.
Short Hold Time Analysis (<72 hr.)?	☐ Yes	☑ No	☐ N/A	3.
Rush Turn Around Time Requested?	☐ Yes	☑ No	☐ N/A	4.
Sufficient Volume?	☑ Yes	☐ No	☐ N/A	5.
Correct Containers Used?	☑ Yes	☐ No	☐ N/A	6.
-Pace Containers Used?	☑ Yes	☐ No	☐ N/A	
Containers Intact?	☑ Yes	☐ No	☐ N/A	7.
Dissolved analysis: Samples Field Filtered?	☐ Yes	☐ No	☑ N/A	8.
Sample Labels Match COC? -Includes Date/Time/ID/Analysis Matrix: W	☑ Yes	☐ No	☐ N/A	9.
Headspace in VOA Vials (>5-6mm)?	☐ Yes	☐ No	☑ N/A	10.
Trip Blank Present?	☐ Yes	☐ No	☑ N/A	11.
Trip Blank Custody Seals Present?	☐ Yes	☐ No	☑ N/A	

Field Data Required? ☐ Yes ☐ No

COMMENTS/SAMPLE DISCREPANCY
HAM-PT-10 is listed twice on 2 different COC's

Lot ID of split containers:

CLIENT NOTIFICATION/RESOLUTION

Person contacted: Date/Time:

Project Manager SCURF Review: Date:

Project Manager SRF Review: Date:

Pace ANALYTICAL SERVICES

DC#_Title: ENV-FRM-HUN1-0083 v05_Sample Condition Upon Receipt

Effective Date: 05/24/2024

WO#: 92746282

PM: BV Due Date: 08/21/24

CLIENT: 92- GP-HAM

*Check mark top half of box if pH and/or dechlorination is verified and within the acceptance range for preservation samples.

Exceptions: VOA, Coliform, TOC, Oil and Grease, DRO/8015 (water) DOC, LLHg

**Bottom half of box is to list number of bottles

***Check all unpreserved Nitrates for chlorine

Project

Laboratory Receiving Location: Asheville ☐ Eden ☐ Greenwood ☐ Huntersville ☐ Raleigh ☐ Mechanicsville ☐ Atlanta ☐ Kernersville ☐

Client_____ Profile/EZ (Circle one)_____ Notes_____

Item#	BP4U-125 mL Plastic Unpreserved (N/A) (Cl-)	BP3U-250 mL Plastic Unpreserved (N/A)	BP2U-500 mL Plastic Unpreserved (N/A)	BP1U-1 liter Plastic Unpreserved (N/A)		BP4S-125 mL Plastic H2SO4 (pH < 2) (Cl-)	BP3N-250 mL plastic HNO3 (pH < 2)	BP4Z-125 mL Plastic ZN Acetate & NaOH (>9)	BP4B-125 mL Plastic NaOH (pH > 12) (Cl-)	WGFU-Wide-mouthed Glass jar Unpreserved	AG1U-1 liter Amber Unpreserved (N/A) (Cl-)	AG1H-1 liter Amber HCl (pH < 2)	AG3U-250 mL Amber Unpreserved (N/A) (Cl-)	AG1S-1 liter Amber H2SO4 (pH < 2)	AG3S-250 mL Amber H2SO4 (pH < 2)	DG9H-40 mL Amber NH4Cl (N/A)(Cl-)	DG9H-40 mL VOA HCl (N/A)	VG9T-40 mL VOA Na2S2O3 (N/A)	VG9U-40 mL VOA Unpreserved (N/A)	DG9V-40 mL VOA H3PO4 (N/A)	KP7U-50 mL Plastic Unpreserved (N/A)	V/GK (3 vials per kit)-VPH/Gas kit (N/A)	SP5T-125 mL Sterile Plastic (N/A – lab)	SP2T-250 mL Sterile Plastic (N/A – lab)		BP3R-250 mL Plastic (NH2)2SO4 (9.3-9.7)	AG0U-100 mL Amber Unpreserved (N/A) (Cl-)	VSGU-20 mL Scintillation vials (N/A)	DG9U-40 mL Amber Unpreserved vials (N/A)
CC																													
1							✓																						
2							✓																						
3							✓																						
4							✓																						
5																													
6																													
7																													
8																													
9																													
10																													
11																													
12																													

pH Adjustment Log for Preserved Samples

Sample ID	Type of Preservative	pH upon receipt	Date preservation adjusted	Time preservation adjusted	Amount of Preservative added	Lot #

Note: Whenever there is a discrepancy affecting North Carolina compliance samples, a copy of this form will be sent to the North Carolina DENR Certification Office (i.e. Out of hold, incorrect preservative, out of temp, incorrect containers.

Pace Analytical
www.pacelabs.com

CHAIN-OF-CUSTODY / Analytical Request Document

The Chain-of-Custody is a LEGAL DOCUMENT. All relevant fields must be completed accurately.

Page: 1 of 1

Section A Required Client Information:

Company:	GA Power
Address:	Atlanta, GA
Email To:	SCS Contacts
Phone:	Fax:
Requested Due Date/TAT:	5 day

Section B Required Project Information:

Report To:	SCS Contacts
Copy To:	Geosyntec Contacts
Purchase Order No.:	GPC82474-0001
Project Name:	Hammond AP-1
Project Number:	GW6581G/109/12

Section C Invoice Information:

Attention:	Southern Co.
Company Name:	
Address:	
Pace Quote Reference:	
Pace Project Manager:	Bonnie Vang
Pace Profile #:	16483

REGULATORY AGENCY

NPDES GROUND WATER DRINKING WATER
UST RCRA OTHER CCR

Site Location STATE: GA

Section D Required Client Information

Valid Matrix Codes

MATRIX	CODE
DRINKING WATER	DW WT
WATER	WW
WASTE WATER	P
PRODUCT	SL
SOIL/SOLID	OL
OIL	WP
WIPE	AR
AIR	OT
OTHER	TS
TISSUE	

ITEM #	SAMPLE ID (A-Z, 0-9 / ,-) Sample IDs MUST BE UNIQUE	MATRIX CODE (see valid codes to left)	SAMPLE TYPE (G=GRAB C=COMP)	COLLECTED COMPOSITE DATE	COLLECTED COMPOSITE TIME	COLLECTED COMPOSITE ENDGRAB DATE	COLLECTED COMPOSITE ENDGRAB TIME	SAMPLE TEMP AT COLLECTION	# OF CONTAINERS	Preservatives: Unpreserved	H_2SO_4	HNO_3	HCl	NaOH	$Na_2S_2O_3$	Methanol	Other	Analysis Test Y/N	Total 6016/6022-B, As, Mo, Fe	Total 6016/6022-B, As, Fe	Total 6016/6022-B, Mo, Fe	Residual Chlorine (Y/N)	Pace Project No./ Lab I.D. 92746282
1	HAM-PT-10	WG	G	8/5/24	17:02			22				1								X		N	001
2																							
3																							
4																							
5																							
6				ER 8/5/24																			
7																							
8																							
9																							
10																							
11																							
12																							

ER 8/5/24

ADDITIONAL COMMENTS	RELINQUISHED BY / AFFILIATION	DATE	TIME	ACCEPTED BY / AFFILIATION	DATE	TIME	SAMPLE CONDITIONS
Task Code: HAM-CCR-CA-20240805	Elisabeth Russell / Geosyntec	08/05/2024	2000	Thomas Kessler	08/05/2024	2000	
	Thomas Kessler / Geosyntec	8/07/2024	1225	Ryan Williams / Pace	8/7/2024	1225	
	Ryan Williams / Pace	8/7/2024	1505				

SAMPLER NAME AND SIGNATURE

PRINT Name of SAMPLER: Elisabeth Russell / Geosyntec Consultants, Inc.

SIGNATURE of SAMPLER: [signature] DATE Signed (MM/DD/YY): 08/05/2024

Temp in °C | Received on Ice (Y/N) | Custody Sealed Cooler (Y/N) | Samples Intact (Y/N)

Pace Analytical Services, LLC
9800 Kincey Ave. Suite 100
Huntersville, NC 28078
(704)875-9092

August 27, 2024

Kristen Jurinko
Southern Company
241 Ralph McGill Blvd NE
Bin 10160
Atlanta, GA 30308

RE: Project: Hammond AP-1 (CA)-20240812
Pace Project No.: 92747679

Dear Kristen Jurinko:

Enclosed are the analytical results for sample(s) received by the laboratory on August 14, 2024. The results relate only to the samples included in this report. Results reported herein conform to the applicable TNI/NELAC Standards and the laboratory's Quality Manual, where applicable, unless otherwise noted in the body of the report.

The test results provided in this final report were generated by each of the following laboratories within the Pace Network:

- Pace Analytical Services - Asheville
- Pace Analytical Services - Peachtree Corners, GA

If you have any questions concerning this report, please feel free to contact me.

Sincerely,

Bonnie Vang

Bonnie Vang
bonnie.vang@pacelabs.com
704-977-0968
Project Manager

Enclosures

cc: Kip Gray, Geosyntec
Christine Hug, Geosyntec Consultants, Inc.
Thomas Kessler, Geosyntec Consultants
Whitney Law, Geosyntec Consultants
Laura Midkiff, Southern Company
Caroline Nelson, Geosyntec Consultants, Inc
Jamie Newsome, Geosyntec Consultants
Zain Webb, Geosyntec Consultants

This report shall not be reproduced, except in full,
without the written consent of Pace Analytical Services, LLC.

Pace Analytical Services, LLC
9800 Kincey Ave. Suite 100
Huntersville, NC 28078
(704)875-9092

CERTIFICATIONS

Project:	Hammond AP-1 (CA)-20240812
Pace Project No.:	92747679

Pace Analytical Services Asheville

2225 Riverside Drive, Asheville, NC 28804
Florida/NELAP Certification #: E87648
North Carolina Drinking Water Certification #: 37712
North Carolina Wastewater Certification #: 40
South Carolina Laboratory ID: 99030
South Carolina Certification #: 99030001
Virginia/VELAP Certification #: 460222

Pace Analytical Services Peachtree Corners

110 Technology Pkwy, Peachtree Corners, GA 30092
Florida DOH Certification #: E87315
Georgia DW Inorganics Certification #: 812
North Carolina Certification #: 381
South Carolina Certification #: 98011001
Virginia Certification #: 460204

This report shall not be reproduced, except in full,
without the written consent of Pace Analytical Services, LLC.

Pace Analytical Services, LLC
9800 Kincey Ave. Suite 100
Huntersville, NC 28078
(704)875-9092

SAMPLE SUMMARY

Project: Hammond AP-1 (CA)-20240812
Pace Project No.: 92747679

Lab ID	Sample ID	Matrix	Date Collected	Date Received
92747679001	**HAM-PT-09**	Water	08/12/24 15:30	08/14/24 12:05
92747679002	**HAM-PT-10**	Water	08/13/24 14:10	08/14/24 12:05
92747679003	**HAM-PT-11**	Water	08/12/24 17:25	08/14/24 12:05
92747679004	**HAM-PT-12**	Water	08/13/24 12:05	08/14/24 12:05
92747679005	**HAM-PT-14**	Water	08/13/24 17:00	08/14/24 12:05

This report shall not be reproduced, except in full,
without the written consent of Pace Analytical Services, LLC.

Pace Analytical Services, LLC
9800 Kincey Ave. Suite 100
Huntersville, NC 28078
(704)875-9092

SAMPLE ANALYTE COUNT

Project: Hammond AP-1 (CA)-20240812
Pace Project No.: 92747679

Lab ID	Sample ID	Method	Analysts	Analytes Reported
92747679001	**HAM-PT-09**	EPA 6010D	MJS2	6
		EPA 6020B	CW1	13
		EPA 7470A	VB	1
		SM 2540C-2015	DL1	1
		SM 2320B-2011	SMS	3
		SM 4500-S2D-2011	JP1	1
		EPA 300.0 Rev 2.1 1993	CDC	3
92747679002	**HAM-PT-10**	EPA 6010D	MJS2	6
		EPA 6020B	CW1	13
		EPA 7470A	VB	1
		SM 2540C-2015	DL1	1
		SM 2320B-2011	SMS	3
		SM 4500-S2D-2011	JP1	1
		EPA 300.0 Rev 2.1 1993	CDC	3
92747679003	**HAM-PT-11**	EPA 6010D	MJS2	6
		EPA 6020B	CW1	13
		EPA 7470A	VB	1
		SM 2540C-2015	DL1	1
		SM 2320B-2011	SMS	3
		SM 4500-S2D-2011	JP1	1
		EPA 300.0 Rev 2.1 1993	CDC	3
92747679004	**HAM-PT-12**	EPA 6010D	MJS2	6
		EPA 6020B	CW1	13
		EPA 7470A	VB	1
		SM 2540C-2015	DL1	1
		SM 2320B-2011	SMS	3
		SM 4500-S2D-2011	JP1	1
		EPA 300.0 Rev 2.1 1993	CDC	3
92747679005	**HAM-PT-14**	EPA 6010D	MJS2	6
		EPA 6020B	CW1	13
		EPA 7470A	VB	1
		SM 2540C-2015	DL1	1
		SM 2320B-2011	SMS	3
		SM 4500-S2D-2011	JP1	1
		EPA 300.0 Rev 2.1 1993	CDC	3

PASI-A = Pace Analytical Services - Asheville
PASI-GA = Pace Analytical Services - Peachtree Corners, GA

This report shall not be reproduced, except in full,
without the written consent of Pace Analytical Services, LLC.

Pace Analytical Services, LLC
9800 Kincey Ave. Suite 100
Huntersville, NC 28078
(704)875-9092

SUMMARY OF DETECTION

Project: Hammond AP-1 (CA)-20240812
Pace Project No.: 92747679

Lab Sample ID Method	Client Sample ID Parameters	Result	Units	Report Limit	Analyzed	Qualifiers
92747679001	**HAM-PT-09**					
EPA 6010D	Iron	0.34	mg/L	0.040	08/22/24 17:17	
EPA 6010D	Manganese	0.36	mg/L	0.040	08/22/24 17:17	
EPA 6010D	Potassium	6.1	mg/L	0.50	08/22/24 17:17	
EPA 6010D	Sodium	7.8	mg/L	1.0	08/22/24 17:17	
EPA 6010D	Calcium	92.5	mg/L	1.0	08/22/24 17:17	
EPA 6010D	Magnesium	23.9	mg/L	0.050	08/22/24 17:17	
EPA 6020B	Barium	0.066	mg/L	0.0050	08/20/24 15:20	
EPA 6020B	Boron	1.2	mg/L	0.040	08/20/24 15:20	
EPA 6020B	Cadmium	0.00021J	mg/L	0.00050	08/20/24 15:20	
EPA 6020B	Cobalt	0.0033J	mg/L	0.0050	08/20/24 15:20	
EPA 6020B	Lithium	0.0019J	mg/L	0.030	08/20/24 15:20	
EPA 6020B	Molybdenum	0.25	mg/L	0.010	08/20/24 15:20	
SM 2540C-2015	Total Dissolved Solids	521	mg/L	25.0	08/16/24 14:18	
SM 2320B-2011	Alkalinity,Bicarbonate (CaCO3)	120	mg/L	5.0	08/15/24 20:59	
SM 2320B-2011	Alkalinity, Total as CaCO3	120	mg/L	5.0	08/15/24 20:59	
EPA 300.0 Rev 2.1 1993	Chloride	42.3	mg/L	1.0	08/16/24 02:04	
EPA 300.0 Rev 2.1 1993	Fluoride	0.35	mg/L	0.10	08/16/24 02:04	
EPA 300.0 Rev 2.1 1993	Sulfate	157	mg/L	4.0	08/16/24 13:35	M1
92747679002	**HAM-PT-10**					
EPA 6010D	Iron	0.31	mg/L	0.040	08/22/24 17:20	
EPA 6010D	Manganese	0.50	mg/L	0.040	08/22/24 17:20	
EPA 6010D	Potassium	7.2	mg/L	0.50	08/22/24 17:20	
EPA 6010D	Sodium	9.1	mg/L	1.0	08/22/24 17:20	
EPA 6010D	Calcium	107	mg/L	1.0	08/22/24 17:20	
EPA 6010D	Magnesium	14.4	mg/L	0.050	08/22/24 17:20	
EPA 6020B	Antimony	0.0010J	mg/L	0.0030	08/20/24 15:35	
EPA 6020B	Barium	0.049	mg/L	0.0050	08/20/24 15:35	
EPA 6020B	Boron	1.7	mg/L	0.040	08/20/24 15:35	
EPA 6020B	Cadmium	0.00013J	mg/L	0.00050	08/20/24 15:35	
EPA 6020B	Cobalt	0.0016J	mg/L	0.0050	08/20/24 15:35	
EPA 6020B	Molybdenum	0.17	mg/L	0.010	08/20/24 15:35	
SM 2540C-2015	Total Dissolved Solids	449	mg/L	25.0	08/19/24 17:59	
SM 2320B-2011	Alkalinity,Bicarbonate (CaCO3)	133	mg/L	5.0	08/16/24 16:35	
SM 2320B-2011	Alkalinity, Total as CaCO3	133	mg/L	5.0	08/16/24 16:35	
EPA 300.0 Rev 2.1 1993	Chloride	47.5	mg/L	1.0	08/16/24 03:14	
EPA 300.0 Rev 2.1 1993	Fluoride	0.25	mg/L	0.10	08/16/24 03:14	
EPA 300.0 Rev 2.1 1993	Sulfate	122	mg/L	3.0	08/16/24 14:47	
92747679003	**HAM-PT-11**					
EPA 6010D	Iron	0.25	mg/L	0.040	08/22/24 17:24	
EPA 6010D	Manganese	1.0	mg/L	0.040	08/22/24 17:24	
EPA 6010D	Potassium	6.1	mg/L	0.50	08/22/24 17:24	
EPA 6010D	Sodium	8.5	mg/L	1.0	08/22/24 17:24	
EPA 6010D	Calcium	96.7	mg/L	1.0	08/22/24 17:24	
EPA 6010D	Magnesium	20.6	mg/L	0.050	08/22/24 17:24	
EPA 6020B	Barium	0.072	mg/L	0.0050	08/20/24 15:39	
EPA 6020B	Boron	1.5	mg/L	0.040	08/20/24 15:39	

This report shall not be reproduced, except in full,
without the written consent of Pace Analytical Services, LLC.

Pace Analytical Services, LLC
9800 Kincey Ave. Suite 100
Huntersville, NC 28078
(704)875-9092

SUMMARY OF DETECTION

Project: Hammond AP-1 (CA)-20240812
Pace Project No.: 92747679

Lab Sample ID Method	Client Sample ID Parameters	Result	Units	Report Limit	Analyzed	Qualifiers
92747679003	**HAM-PT-11**					
EPA 6020B	Cadmium	0.00022J	mg/L	0.00050	08/20/24 15:39	
EPA 6020B	Cobalt	0.015	mg/L	0.0050	08/20/24 15:39	
EPA 6020B	Lithium	0.0059J	mg/L	0.030	08/20/24 15:39	
EPA 6020B	Molybdenum	0.10	mg/L	0.010	08/20/24 15:39	
SM 2540C-2015	Total Dissolved Solids	456	mg/L	25.0	08/16/24 14:19	
SM 2320B-2011	Alkalinity,Bicarbonate (CaCO3)	126	mg/L	5.0	08/15/24 21:08	
SM 2320B-2011	Alkalinity, Total as CaCO3	126	mg/L	5.0	08/15/24 21:08	
EPA 300.0 Rev 2.1 1993	Chloride	41.7	mg/L	1.0	08/16/24 03:28	
EPA 300.0 Rev 2.1 1993	Fluoride	0.32	mg/L	0.10	08/16/24 03:28	
EPA 300.0 Rev 2.1 1993	Sulfate	139	mg/L	3.0	08/16/24 15:01	
92747679004	**HAM-PT-12**					
EPA 6010D	Iron	0.082	mg/L	0.040	08/22/24 17:28	
EPA 6010D	Manganese	0.62	mg/L	0.040	08/22/24 17:28	
EPA 6010D	Potassium	5.8	mg/L	0.50	08/22/24 17:28	
EPA 6010D	Sodium	6.6	mg/L	1.0	08/22/24 17:28	
EPA 6010D	Calcium	98.4	mg/L	1.0	08/22/24 17:28	
EPA 6010D	Magnesium	24.5	mg/L	0.050	08/22/24 17:28	
EPA 6020B	Arsenic	0.00089J	mg/L	0.0050	08/20/24 15:54	
EPA 6020B	Barium	0.070	mg/L	0.0050	08/20/24 15:54	
EPA 6020B	Boron	1.1	mg/L	0.040	08/20/24 15:54	
EPA 6020B	Cadmium	0.00024J	mg/L	0.00050	08/20/24 15:54	
EPA 6020B	Cobalt	0.0022J	mg/L	0.0050	08/20/24 15:54	
EPA 6020B	Lithium	0.0025J	mg/L	0.030	08/20/24 15:54	
EPA 6020B	Molybdenum	0.23	mg/L	0.010	08/20/24 15:54	
SM 2540C-2015	Total Dissolved Solids	546	mg/L	25.0	08/19/24 18:00	
SM 2320B-2011	Alkalinity,Bicarbonate (CaCO3)	128	mg/L	5.0	08/16/24 16:53	
SM 2320B-2011	Alkalinity, Total as CaCO3	128	mg/L	5.0	08/16/24 16:53	
EPA 300.0 Rev 2.1 1993	Chloride	31.7	mg/L	1.0	08/16/24 03:42	
EPA 300.0 Rev 2.1 1993	Fluoride	0.32	mg/L	0.10	08/16/24 03:42	
EPA 300.0 Rev 2.1 1993	Sulfate	178	mg/L	4.0	08/16/24 15:15	
92747679005	**HAM-PT-14**					
EPA 6010D	Iron	18.9	mg/L	0.040	08/22/24 17:32	
EPA 6010D	Manganese	3.6	mg/L	0.040	08/22/24 17:32	
EPA 6010D	Potassium	6.4	mg/L	0.50	08/22/24 17:32	
EPA 6010D	Sodium	9.7	mg/L	1.0	08/22/24 17:32	
EPA 6010D	Calcium	136	mg/L	1.0	08/22/24 17:32	
EPA 6010D	Magnesium	21.0	mg/L	0.050	08/22/24 17:32	
EPA 6020B	Arsenic	0.24	mg/L	0.0050	08/20/24 15:58	
EPA 6020B	Barium	0.048	mg/L	0.0050	08/20/24 15:58	
EPA 6020B	Boron	0.60	mg/L	0.040	08/20/24 15:58	
EPA 6020B	Cobalt	0.028	mg/L	0.0050	08/20/24 15:58	
EPA 6020B	Lithium	0.053	mg/L	0.030	08/20/24 15:58	
EPA 6020B	Molybdenum	0.014	mg/L	0.010	08/20/24 15:58	
SM 2540C-2015	Total Dissolved Solids	621	mg/L	25.0	08/19/24 18:00	
SM 2320B-2011	Alkalinity,Bicarbonate (CaCO3)	153	mg/L	5.0	08/16/24 17:02	
SM 2320B-2011	Alkalinity, Total as CaCO3	153	mg/L	5.0	08/16/24 17:02	

This report shall not be reproduced, except in full,
without the written consent of Pace Analytical Services, LLC.

Pace Analytical Services, LLC
9800 Kincey Ave. Suite 100
Huntersville, NC 28078
(704)875-9092

SUMMARY OF DETECTION

Project: Hammond AP-1 (CA)-20240812
Pace Project No.: 92747679

Lab Sample ID Method	Client Sample ID Parameters	Result	Units	Report Limit	Analyzed	Qualifiers
92747679005	**HAM-PT-14**					
EPA 300.0 Rev 2.1 1993	Chloride	19.6	mg/L	1.0	08/16/24 03:56	
EPA 300.0 Rev 2.1 1993	Fluoride	0.21	mg/L	0.10	08/16/24 03:56	
EPA 300.0 Rev 2.1 1993	Sulfate	239	mg/L	6.0	08/16/24 15:29	

This report shall not be reproduced, except in full,
without the written consent of Pace Analytical Services, LLC.

Pace Analytical Services, LLC
9800 Kincey Ave. Suite 100
Huntersville, NC 28078
(704)875-9092

ANALYTICAL RESULTS

Project: Hammond AP-1 (CA)-20240812
Pace Project No.: 92747679

Sample: HAM-PT-09 **Lab ID: 92747679001** Collected: 08/12/24 15:30 Received: 08/14/24 12:05 Matrix: Water

Parameters	Results	Units	Report Limit	MDL	DF	Prepared	Analyzed	CAS No.	Qual
6010D ATL ICP	Analytical Method: EPA 6010D Preparation Method: EPA 3010A								
	Pace Analytical Services - Peachtree Corners, GA								
Iron	**0.34**	mg/L	0.040	0.025	1	08/21/24 13:41	08/22/24 17:17	7439-89-6	
Manganese	**0.36**	mg/L	0.040	0.011	1	08/21/24 13:41	08/22/24 17:17	7439-96-5	
Potassium	**6.1**	mg/L	0.50	0.15	1	08/21/24 13:41	08/22/24 17:17	7440-09-7	
Sodium	**7.8**	mg/L	1.0	0.58	1	08/21/24 13:41	08/22/24 17:17	7440-23-5	
Calcium	**92.5**	mg/L	1.0	0.12	1	08/21/24 13:41	08/22/24 17:17	7440-70-2	
Magnesium	**23.9**	mg/L	0.050	0.012	1	08/21/24 13:41	08/22/24 17:17	7439-95-4	
6020 MET ICPMS	Analytical Method: EPA 6020B Preparation Method: EPA 3005A								
	Pace Analytical Services - Peachtree Corners, GA								
Antimony	ND	mg/L	0.0030	0.00054	1	08/16/24 12:09	08/20/24 15:20	7440-36-0	
Arsenic	ND	mg/L	0.0050	0.00084	1	08/16/24 12:09	08/20/24 15:20	7440-38-2	
Barium	**0.066**	mg/L	0.0050	0.00047	1	08/16/24 12:09	08/20/24 15:20	7440-39-3	
Beryllium	ND	mg/L	0.00050	0.000094	1	08/16/24 12:09	08/20/24 15:20	7440-41-7	
Boron	**1.2**	mg/L	0.040	0.012	1	08/16/24 12:09	08/20/24 15:20	7440-42-8	
Cadmium	**0.00021J**	mg/L	0.00050	0.00010	1	08/16/24 12:09	08/20/24 15:20	7440-43-9	
Chromium	ND	mg/L	0.0050	0.0019	1	08/16/24 12:09	08/20/24 15:20	7440-47-3	
Cobalt	**0.0033J**	mg/L	0.0050	0.00032	1	08/16/24 12:09	08/20/24 15:20	7440-48-4	
Lead	ND	mg/L	0.0010	0.00016	1	08/16/24 12:09	08/20/24 15:20	7439-92-1	
Lithium	**0.0019J**	mg/L	0.030	0.0016	1	08/16/24 12:09	08/20/24 15:20	7439-93-2	
Molybdenum	**0.25**	mg/L	0.010	0.00062	1	08/16/24 12:09	08/20/24 15:20	7439-98-7	
Selenium	ND	mg/L	0.0050	0.00096	1	08/16/24 12:09	08/20/24 15:20	7782-49-2	
Thallium	ND	mg/L	0.0010	0.00038	1	08/16/24 12:09	08/20/24 15:20	7440-28-0	
7470 Mercury	Analytical Method: EPA 7470A Preparation Method: EPA 7470A								
	Pace Analytical Services - Peachtree Corners, GA								
Mercury	ND	mg/L	0.00020	0.00013	1	08/26/24 09:00	08/26/24 13:00	7439-97-6	
2540C Total Dissolved Solids	Analytical Method: SM 2540C-2015								
	Pace Analytical Services - Peachtree Corners, GA								
Total Dissolved Solids	**521**	mg/L	25.0	25.0	1		08/16/24 14:18		
2320B Alkalinity	Analytical Method: SM 2320B-2011								
	Pace Analytical Services - Asheville								
Alkalinity,Bicarbonate (CaCO3)	**120**	mg/L	5.0	5.0	1		08/15/24 20:59		
Alkalinity,Carbonate (CaCO3)	ND	mg/L	5.0	5.0	1		08/15/24 20:59		
Alkalinity, Total as CaCO3	**120**	mg/L	5.0	5.0	1		08/15/24 20:59		
4500S2D Sulfide Water	Analytical Method: SM 4500-S2D-2011								
	Pace Analytical Services - Asheville								
Sulfide	ND	mg/L	0.10	0.022	1		08/17/24 04:16	18496-25-8	
300.0 IC Anions 28 Days	Analytical Method: EPA 300.0 Rev 2.1 1993								
	Pace Analytical Services - Asheville								
Chloride	**42.3**	mg/L	1.0	0.60	1		08/16/24 02:04	16887-00-6	

This report shall not be reproduced, except in full,
without the written consent of Pace Analytical Services, LLC.

Pace Analytical Services, LLC
9800 Kincey Ave. Suite 100
Huntersville, NC 28078
(704)875-9092

ANALYTICAL RESULTS

Project: Hammond AP-1 (CA)-20240812
Pace Project No.: 92747679

Sample: HAM-PT-09 **Lab ID: 92747679001** Collected: 08/12/24 15:30 Received: 08/14/24 12:05 Matrix: Water

Parameters	Results	Units	Report Limit	MDL	DF	Prepared	Analyzed	CAS No.	Qual
300.0 IC Anions 28 Days	Analytical Method: EPA 300.0 Rev 2.1 1993 Pace Analytical Services - Asheville								
Fluoride	**0.35**	mg/L	0.10	0.050	1		08/16/24 02:04	16984-48-8	
Sulfate	**157**	mg/L	4.0	2.0	4		08/16/24 13:35	14808-79-8	M1

This report shall not be reproduced, except in full,
without the written consent of Pace Analytical Services, LLC.

Pace Analytical Services, LLC
9800 Kincey Ave. Suite 100
Huntersville, NC 28078
(704)875-9092

ANALYTICAL RESULTS

Project: Hammond AP-1 (CA)-20240812
Pace Project No.: 92747679

Sample: HAM-PT-10 **Lab ID: 92747679002** Collected: 08/13/24 14:10 Received: 08/14/24 12:05 Matrix: Water

Parameters	Results	Units	Report Limit	MDL	DF	Prepared	Analyzed	CAS No.	Qual
6010D ATL ICP	Analytical Method: EPA 6010D Preparation Method: EPA 3010A								
	Pace Analytical Services - Peachtree Corners, GA								
Iron	**0.31**	mg/L	0.040	0.025	1	08/21/24 13:41	08/22/24 17:20	7439-89-6	
Manganese	**0.50**	mg/L	0.040	0.011	1	08/21/24 13:41	08/22/24 17:20	7439-96-5	
Potassium	**7.2**	mg/L	0.50	0.15	1	08/21/24 13:41	08/22/24 17:20	7440-09-7	
Sodium	**9.1**	mg/L	1.0	0.58	1	08/21/24 13:41	08/22/24 17:20	7440-23-5	
Calcium	**107**	mg/L	1.0	0.12	1	08/21/24 13:41	08/22/24 17:20	7440-70-2	
Magnesium	**14.4**	mg/L	0.050	0.012	1	08/21/24 13:41	08/22/24 17:20	7439-95-4	
6020 MET ICPMS	Analytical Method: EPA 6020B Preparation Method: EPA 3005A								
	Pace Analytical Services - Peachtree Corners, GA								
Antimony	**0.0010J**	mg/L	0.0030	0.00054	1	08/16/24 12:09	08/20/24 15:35	7440-36-0	
Arsenic	ND	mg/L	0.0050	0.00084	1	08/16/24 12:09	08/20/24 15:35	7440-38-2	
Barium	**0.049**	mg/L	0.0050	0.00047	1	08/16/24 12:09	08/20/24 15:35	7440-39-3	
Beryllium	ND	mg/L	0.00050	0.000094	1	08/16/24 12:09	08/20/24 15:35	7440-41-7	
Boron	**1.7**	mg/L	0.040	0.012	1	08/16/24 12:09	08/20/24 15:35	7440-42-8	
Cadmium	**0.00013J**	mg/L	0.00050	0.00010	1	08/16/24 12:09	08/20/24 15:35	7440-43-9	
Chromium	ND	mg/L	0.0050	0.0019	1	08/16/24 12:09	08/20/24 15:35	7440-47-3	
Cobalt	**0.0016J**	mg/L	0.0050	0.00032	1	08/16/24 12:09	08/20/24 15:35	7440-48-4	
Lead	ND	mg/L	0.0010	0.00016	1	08/16/24 12:09	08/20/24 15:35	7439-92-1	
Lithium	ND	mg/L	0.030	0.0016	1	08/16/24 12:09	08/20/24 15:35	7439-93-2	
Molybdenum	**0.17**	mg/L	0.010	0.00062	1	08/16/24 12:09	08/20/24 15:35	7439-98-7	
Selenium	ND	mg/L	0.0050	0.00096	1	08/16/24 12:09	08/20/24 15:35	7782-49-2	
Thallium	ND	mg/L	0.0010	0.00038	1	08/16/24 12:09	08/20/24 15:35	7440-28-0	
7470 Mercury	Analytical Method: EPA 7470A Preparation Method: EPA 7470A								
	Pace Analytical Services - Peachtree Corners, GA								
Mercury	ND	mg/L	0.00020	0.00013	1	08/26/24 09:00	08/26/24 13:03	7439-97-6	
2540C Total Dissolved Solids	Analytical Method: SM 2540C-2015								
	Pace Analytical Services - Peachtree Corners, GA								
Total Dissolved Solids	**449**	mg/L	25.0	25.0	1		08/19/24 17:59		
2320B Alkalinity	Analytical Method: SM 2320B-2011								
	Pace Analytical Services - Asheville								
Alkalinity,Bicarbonate (CaCO3)	**133**	mg/L	5.0	5.0	1		08/16/24 16:35		
Alkalinity,Carbonate (CaCO3)	ND	mg/L	5.0	5.0	1		08/16/24 16:35		
Alkalinity, Total as CaCO3	**133**	mg/L	5.0	5.0	1		08/16/24 16:35		
4500S2D Sulfide Water	Analytical Method: SM 4500-S2D-2011								
	Pace Analytical Services - Asheville								
Sulfide	ND	mg/L	0.10	0.022	1		08/17/24 04:19	18496-25-8	
300.0 IC Anions 28 Days	Analytical Method: EPA 300.0 Rev 2.1 1993								
	Pace Analytical Services - Asheville								
Chloride	**47.5**	mg/L	1.0	0.60	1		08/16/24 03:14	16887-00-6	

This report shall not be reproduced, except in full,
without the written consent of Pace Analytical Services, LLC.

Pace Analytical Services, LLC
9800 Kincey Ave. Suite 100
Huntersville, NC 28078
(704)875-9092

ANALYTICAL RESULTS

Project: Hammond AP-1 (CA)-20240812
Pace Project No.: 92747679

Sample: HAM-PT-10 **Lab ID: 92747679002** Collected: 08/13/24 14:10 Received: 08/14/24 12:05 Matrix: Water

Parameters	Results	Units	Report Limit	MDL	DF	Prepared	Analyzed	CAS No.	Qual
300.0 IC Anions 28 Days	Analytical Method: EPA 300.0 Rev 2.1 1993 Pace Analytical Services - Asheville								
Fluoride	**0.25**	mg/L	0.10	0.050	1		08/16/24 03:14	16984-48-8	
Sulfate	**122**	mg/L	3.0	1.5	3		08/16/24 14:47	14808-79-8	

This report shall not be reproduced, except in full,
without the written consent of Pace Analytical Services, LLC.

Pace Analytical Services, LLC
9800 Kincey Ave. Suite 100
Huntersville, NC 28078
(704)875-9092

ANALYTICAL RESULTS

Project: Hammond AP-1 (CA)-20240812
Pace Project No.: 92747679

Sample: HAM-PT-11 **Lab ID: 92747679003** Collected: 08/12/24 17:25 Received: 08/14/24 12:05 Matrix: Water

Parameters	Results	Units	Report Limit	MDL	DF	Prepared	Analyzed	CAS No.	Qual
6010D ATL ICP	Analytical Method: EPA 6010D Preparation Method: EPA 3010A								
	Pace Analytical Services - Peachtree Corners, GA								
Iron	**0.25**	mg/L	0.040	0.025	1	08/21/24 13:41	08/22/24 17:24	7439-89-6	
Manganese	**1.0**	mg/L	0.040	0.011	1	08/21/24 13:41	08/22/24 17:24	7439-96-5	
Potassium	**6.1**	mg/L	0.50	0.15	1	08/21/24 13:41	08/22/24 17:24	7440-09-7	
Sodium	**8.5**	mg/L	1.0	0.58	1	08/21/24 13:41	08/22/24 17:24	7440-23-5	
Calcium	**96.7**	mg/L	1.0	0.12	1	08/21/24 13:41	08/22/24 17:24	7440-70-2	
Magnesium	**20.6**	mg/L	0.050	0.012	1	08/21/24 13:41	08/22/24 17:24	7439-95-4	
6020 MET ICPMS	Analytical Method: EPA 6020B Preparation Method: EPA 3005A								
	Pace Analytical Services - Peachtree Corners, GA								
Antimony	ND	mg/L	0.0030	0.00054	1	08/16/24 12:09	08/20/24 15:39	7440-36-0	
Arsenic	ND	mg/L	0.0050	0.00084	1	08/16/24 12:09	08/20/24 15:39	7440-38-2	
Barium	**0.072**	mg/L	0.0050	0.00047	1	08/16/24 12:09	08/20/24 15:39	7440-39-3	
Beryllium	ND	mg/L	0.00050	0.000094	1	08/16/24 12:09	08/20/24 15:39	7440-41-7	
Boron	**1.5**	mg/L	0.040	0.012	1	08/16/24 12:09	08/20/24 15:39	7440-42-8	
Cadmium	**0.00022J**	mg/L	0.00050	0.00010	1	08/16/24 12:09	08/20/24 15:39	7440-43-9	
Chromium	ND	mg/L	0.0050	0.0019	1	08/16/24 12:09	08/20/24 15:39	7440-47-3	
Cobalt	**0.015**	mg/L	0.0050	0.00032	1	08/16/24 12:09	08/20/24 15:39	7440-48-4	
Lead	ND	mg/L	0.0010	0.00016	1	08/16/24 12:09	08/20/24 15:39	7439-92-1	
Lithium	**0.0059J**	mg/L	0.030	0.0016	1	08/16/24 12:09	08/20/24 15:39	7439-93-2	
Molybdenum	**0.10**	mg/L	0.010	0.00062	1	08/16/24 12:09	08/20/24 15:39	7439-98-7	
Selenium	ND	mg/L	0.0050	0.00096	1	08/16/24 12:09	08/20/24 15:39	7782-49-2	
Thallium	ND	mg/L	0.0010	0.00038	1	08/16/24 12:09	08/20/24 15:39	7440-28-0	
7470 Mercury	Analytical Method: EPA 7470A Preparation Method: EPA 7470A								
	Pace Analytical Services - Peachtree Corners, GA								
Mercury	ND	mg/L	0.00020	0.00013	1	08/26/24 09:00	08/26/24 13:06	7439-97-6	
2540C Total Dissolved Solids	Analytical Method: SM 2540C-2015								
	Pace Analytical Services - Peachtree Corners, GA								
Total Dissolved Solids	**456**	mg/L	25.0	25.0	1		08/16/24 14:19		
2320B Alkalinity	Analytical Method: SM 2320B-2011								
	Pace Analytical Services - Asheville								
Alkalinity,Bicarbonate (CaCO3)	**126**	mg/L	5.0	5.0	1		08/15/24 21:08		
Alkalinity,Carbonate (CaCO3)	ND	mg/L	5.0	5.0	1		08/15/24 21:08		
Alkalinity, Total as CaCO3	**126**	mg/L	5.0	5.0	1		08/15/24 21:08		
4500S2D Sulfide Water	Analytical Method: SM 4500-S2D-2011								
	Pace Analytical Services - Asheville								
Sulfide	ND	mg/L	0.10	0.022	1		08/17/24 04:16	18496-25-8	
300.0 IC Anions 28 Days	Analytical Method: EPA 300.0 Rev 2.1 1993								
	Pace Analytical Services - Asheville								
Chloride	**41.7**	mg/L	1.0	0.60	1		08/16/24 03:28	16887-00-6	

This report shall not be reproduced, except in full,
without the written consent of Pace Analytical Services, LLC.

Pace Analytical Services, LLC
9800 Kincey Ave. Suite 100
Huntersville, NC 28078
(704)875-9092

ANALYTICAL RESULTS

Project: Hammond AP-1 (CA)-20240812
Pace Project No.: 92747679

Sample: HAM-PT-11 **Lab ID: 92747679003** Collected: 08/12/24 17:25 Received: 08/14/24 12:05 Matrix: Water

Parameters	Results	Units	Report Limit	MDL	DF	Prepared	Analyzed	CAS No.	Qual
300.0 IC Anions 28 Days	Analytical Method: EPA 300.0 Rev 2.1 1993 Pace Analytical Services - Asheville								
Fluoride	**0.32**	mg/L	0.10	0.050	1		08/16/24 03:28	16984-48-8	
Sulfate	**139**	mg/L	3.0	1.5	3		08/16/24 15:01	14808-79-8	

This report shall not be reproduced, except in full,
without the written consent of Pace Analytical Services, LLC.

Pace Analytical Services, LLC
9800 Kincey Ave. Suite 100
Huntersville, NC 28078
(704)875-9092

ANALYTICAL RESULTS

Project: Hammond AP-1 (CA)-20240812
Pace Project No.: 92747679

Sample: HAM-PT-12 **Lab ID: 92747679004** Collected: 08/13/24 12:05 Received: 08/14/24 12:05 Matrix: Water

Parameters	Results	Units	Report Limit	MDL	DF	Prepared	Analyzed	CAS No.	Qual
6010D ATL ICP	Analytical Method: EPA 6010D Preparation Method: EPA 3010A								
	Pace Analytical Services - Peachtree Corners, GA								
Iron	**0.082**	mg/L	0.040	0.025	1	08/21/24 13:41	08/22/24 17:28	7439-89-6	
Manganese	**0.62**	mg/L	0.040	0.011	1	08/21/24 13:41	08/22/24 17:28	7439-96-5	
Potassium	**5.8**	mg/L	0.50	0.15	1	08/21/24 13:41	08/22/24 17:28	7440-09-7	
Sodium	**6.6**	mg/L	1.0	0.58	1	08/21/24 13:41	08/22/24 17:28	7440-23-5	
Calcium	**98.4**	mg/L	1.0	0.12	1	08/21/24 13:41	08/22/24 17:28	7440-70-2	
Magnesium	**24.5**	mg/L	0.050	0.012	1	08/21/24 13:41	08/22/24 17:28	7439-95-4	
6020 MET ICPMS	Analytical Method: EPA 6020B Preparation Method: EPA 3005A								
	Pace Analytical Services - Peachtree Corners, GA								
Antimony	ND	mg/L	0.0030	0.00054	1	08/16/24 12:09	08/20/24 15:54	7440-36-0	
Arsenic	**0.00089J**	mg/L	0.0050	0.00084	1	08/16/24 12:09	08/20/24 15:54	7440-38-2	
Barium	**0.070**	mg/L	0.0050	0.00047	1	08/16/24 12:09	08/20/24 15:54	7440-39-3	
Beryllium	ND	mg/L	0.00050	0.000094	1	08/16/24 12:09	08/20/24 15:54	7440-41-7	
Boron	**1.1**	mg/L	0.040	0.012	1	08/16/24 12:09	08/20/24 15:54	7440-42-8	
Cadmium	**0.00024J**	mg/L	0.00050	0.00010	1	08/16/24 12:09	08/20/24 15:54	7440-43-9	
Chromium	ND	mg/L	0.0050	0.0019	1	08/16/24 12:09	08/20/24 15:54	7440-47-3	
Cobalt	**0.0022J**	mg/L	0.0050	0.00032	1	08/16/24 12:09	08/20/24 15:54	7440-48-4	
Lead	ND	mg/L	0.0010	0.00016	1	08/16/24 12:09	08/20/24 15:54	7439-92-1	
Lithium	**0.0025J**	mg/L	0.030	0.0016	1	08/16/24 12:09	08/20/24 15:54	7439-93-2	
Molybdenum	**0.23**	mg/L	0.010	0.00062	1	08/16/24 12:09	08/20/24 15:54	7439-98-7	
Selenium	ND	mg/L	0.0050	0.00096	1	08/16/24 12:09	08/20/24 15:54	7782-49-2	
Thallium	ND	mg/L	0.0010	0.00038	1	08/16/24 12:09	08/20/24 15:54	7440-28-0	
7470 Mercury	Analytical Method: EPA 7470A Preparation Method: EPA 7470A								
	Pace Analytical Services - Peachtree Corners, GA								
Mercury	ND	mg/L	0.00020	0.00013	1	08/26/24 09:00	08/26/24 13:08	7439-97-6	
2540C Total Dissolved Solids	Analytical Method: SM 2540C-2015								
	Pace Analytical Services - Peachtree Corners, GA								
Total Dissolved Solids	**546**	mg/L	25.0	25.0	1		08/19/24 18:00		
2320B Alkalinity	Analytical Method: SM 2320B-2011								
	Pace Analytical Services - Asheville								
Alkalinity,Bicarbonate (CaCO3)	**128**	mg/L	5.0	5.0	1		08/16/24 16:53		
Alkalinity,Carbonate (CaCO3)	ND	mg/L	5.0	5.0	1		08/16/24 16:53		
Alkalinity, Total as CaCO3	**128**	mg/L	5.0	5.0	1		08/16/24 16:53		
4500S2D Sulfide Water	Analytical Method: SM 4500-S2D-2011								
	Pace Analytical Services - Asheville								
Sulfide	ND	mg/L	0.10	0.022	1		08/17/24 04:21	18496-25-8	
300.0 IC Anions 28 Days	Analytical Method: EPA 300.0 Rev 2.1 1993								
	Pace Analytical Services - Asheville								
Chloride	**31.7**	mg/L	1.0	0.60	1		08/16/24 03:42	16887-00-6	

This report shall not be reproduced, except in full,
without the written consent of Pace Analytical Services, LLC.

Pace Analytical Services, LLC
9800 Kincey Ave. Suite 100
Huntersville, NC 28078
(704)875-9092

ANALYTICAL RESULTS

Project: Hammond AP-1 (CA)-20240812
Pace Project No.: 92747679

Sample: HAM-PT-12 **Lab ID: 92747679004** Collected: 08/13/24 12:05 Received: 08/14/24 12:05 Matrix: Water

Parameters	Results	Units	Report Limit	MDL	DF	Prepared	Analyzed	CAS No.	Qual
300.0 IC Anions 28 Days	Analytical Method: EPA 300.0 Rev 2.1 1993 Pace Analytical Services - Asheville								
Fluoride	**0.32**	mg/L	0.10	0.050	1		08/16/24 03:42	16984-48-8	
Sulfate	**178**	mg/L	4.0	2.0	4		08/16/24 15:15	14808-79-8	

This report shall not be reproduced, except in full,
without the written consent of Pace Analytical Services, LLC.

Pace Analytical Services, LLC
9800 Kincey Ave. Suite 100
Huntersville, NC 28078
(704)875-9092

ANALYTICAL RESULTS

Project: Hammond AP-1 (CA)-20240812
Pace Project No.: 92747679

Sample: HAM-PT-14 **Lab ID: 92747679005** Collected: 08/13/24 17:00 Received: 08/14/24 12:05 Matrix: Water

Parameters	Results	Units	Report Limit	MDL	DF	Prepared	Analyzed	CAS No.	Qual
6010D ATL ICP	Analytical Method: EPA 6010D Preparation Method: EPA 3010A								
	Pace Analytical Services - Peachtree Corners, GA								
Iron	**18.9**	mg/L	0.040	0.025	1	08/21/24 13:41	08/22/24 17:32	7439-89-6	
Manganese	**3.6**	mg/L	0.040	0.011	1	08/21/24 13:41	08/22/24 17:32	7439-96-5	
Potassium	**6.4**	mg/L	0.50	0.15	1	08/21/24 13:41	08/22/24 17:32	7440-09-7	
Sodium	**9.7**	mg/L	1.0	0.58	1	08/21/24 13:41	08/22/24 17:32	7440-23-5	
Calcium	**136**	mg/L	1.0	0.12	1	08/21/24 13:41	08/22/24 17:32	7440-70-2	
Magnesium	**21.0**	mg/L	0.050	0.012	1	08/21/24 13:41	08/22/24 17:32	7439-95-4	
6020 MET ICPMS	Analytical Method: EPA 6020B Preparation Method: EPA 3005A								
	Pace Analytical Services - Peachtree Corners, GA								
Antimony	ND	mg/L	0.0030	0.00054	1	08/16/24 12:09	08/20/24 15:58	7440-36-0	
Arsenic	**0.24**	mg/L	0.0050	0.00084	1	08/16/24 12:09	08/20/24 15:58	7440-38-2	
Barium	**0.048**	mg/L	0.0050	0.00047	1	08/16/24 12:09	08/20/24 15:58	7440-39-3	
Beryllium	ND	mg/L	0.00050	0.000094	1	08/16/24 12:09	08/20/24 15:58	7440-41-7	
Boron	**0.60**	mg/L	0.040	0.012	1	08/16/24 12:09	08/20/24 15:58	7440-42-8	
Cadmium	ND	mg/L	0.00050	0.00010	1	08/16/24 12:09	08/20/24 15:58	7440-43-9	
Chromium	ND	mg/L	0.0050	0.0019	1	08/16/24 12:09	08/20/24 15:58	7440-47-3	
Cobalt	**0.028**	mg/L	0.0050	0.00032	1	08/16/24 12:09	08/20/24 15:58	7440-48-4	
Lead	ND	mg/L	0.0010	0.00016	1	08/16/24 12:09	08/20/24 15:58	7439-92-1	
Lithium	**0.053**	mg/L	0.030	0.0016	1	08/16/24 12:09	08/20/24 15:58	7439-93-2	
Molybdenum	**0.014**	mg/L	0.010	0.00062	1	08/16/24 12:09	08/20/24 15:58	7439-98-7	
Selenium	ND	mg/L	0.0050	0.00096	1	08/16/24 12:09	08/20/24 15:58	7782-49-2	
Thallium	ND	mg/L	0.0010	0.00038	1	08/16/24 12:09	08/20/24 15:58	7440-28-0	
7470 Mercury	Analytical Method: EPA 7470A Preparation Method: EPA 7470A								
	Pace Analytical Services - Peachtree Corners, GA								
Mercury	ND	mg/L	0.00020	0.00013	1	08/26/24 09:00	08/26/24 13:11	7439-97-6	
2540C Total Dissolved Solids	Analytical Method: SM 2540C-2015								
	Pace Analytical Services - Peachtree Corners, GA								
Total Dissolved Solids	**621**	mg/L	25.0	25.0	1		08/19/24 18:00		
2320B Alkalinity	Analytical Method: SM 2320B-2011								
	Pace Analytical Services - Asheville								
Alkalinity,Bicarbonate (CaCO3)	**153**	mg/L	5.0	5.0	1		08/16/24 17:02		
Alkalinity,Carbonate (CaCO3)	ND	mg/L	5.0	5.0	1		08/16/24 17:02		
Alkalinity, Total as CaCO3	**153**	mg/L	5.0	5.0	1		08/16/24 17:02		
4500S2D Sulfide Water	Analytical Method: SM 4500-S2D-2011								
	Pace Analytical Services - Asheville								
Sulfide	ND	mg/L	0.10	0.022	1		08/17/24 04:22	18496-25-8	
300.0 IC Anions 28 Days	Analytical Method: EPA 300.0 Rev 2.1 1993								
	Pace Analytical Services - Asheville								
Chloride	**19.6**	mg/L	1.0	0.60	1		08/16/24 03:56	16887-00-6	

This report shall not be reproduced, except in full,
without the written consent of Pace Analytical Services, LLC.

Pace Analytical Services, LLC
9800 Kincey Ave. Suite 100
Huntersville, NC 28078
(704)875-9092

ANALYTICAL RESULTS

Project: Hammond AP-1 (CA)-20240812
Pace Project No.: 92747679

Sample: HAM-PT-14 **Lab ID: 92747679005** Collected: 08/13/24 17:00 Received: 08/14/24 12:05 Matrix: Water

Parameters	Results	Units	Report Limit	MDL	DF	Prepared	Analyzed	CAS No.	Qual
300.0 IC Anions 28 Days	Analytical Method: EPA 300.0 Rev 2.1 1993 Pace Analytical Services - Asheville								
Fluoride	**0.21**	mg/L	0.10	0.050	1		08/16/24 03:56	16984-48-8	
Sulfate	**239**	mg/L	6.0	3.0	6		08/16/24 15:29	14808-79-8	

This report shall not be reproduced, except in full,
without the written consent of Pace Analytical Services, LLC.

Pace Analytical Services, LLC
9800 Kincey Ave. Suite 100
Huntersville, NC 28078
(704)875-9092

QUALITY CONTROL DATA

Project: Hammond AP-1 (CA)-20240812
Pace Project No.: 92747679

QC Batch: 877202
QC Batch Method: EPA 3010A
Analysis Method: EPA 6010D
Analysis Description: 6010D ATL
Laboratory: Pace Analytical Services - Peachtree Corners, GA
Associated Lab Samples: 92747679001, 92747679002, 92747679003, 92747679004, 92747679005

METHOD BLANK: 4518182 Matrix: Water
Associated Lab Samples: 92747679001, 92747679002, 92747679003, 92747679004, 92747679005

Parameter	Units	Blank Result	Reporting Limit	MDL	Analyzed	Qualifiers
Calcium	mg/L	ND	1.0	0.12	08/22/24 16:05	
Iron	mg/L	ND	0.040	0.025	08/22/24 16:05	
Magnesium	mg/L	ND	0.050	0.012	08/22/24 16:05	
Manganese	mg/L	ND	0.040	0.011	08/22/24 16:05	
Potassium	mg/L	ND	0.50	0.15	08/22/24 16:05	
Sodium	mg/L	ND	1.0	0.58	08/22/24 16:05	

LABORATORY CONTROL SAMPLE: 4518183

Parameter	Units	Spike Conc.	LCS Result	LCS % Rec	% Rec Limits	Qualifiers
Calcium	mg/L	1	1.2	119	80-120	
Iron	mg/L	1	1.2	119	80-120	
Magnesium	mg/L	1	1.2	118	80-120	
Manganese	mg/L	1	1.1	110	80-120	
Potassium	mg/L	1	1.1	113	80-120	
Sodium	mg/L	1	1.2	116	80-120	

MATRIX SPIKE & MATRIX SPIKE DUPLICATE: 4518184 4518185

Parameter	Units	92746783017 Result	MS Spike Conc.	MSD Spike Conc.	MS Result	MSD Result	MS % Rec	MSD % Rec	% Rec Limits	RPD	Max RPD	Qual
Calcium	mg/L	20.9	1	1	22.0	21.8	106	87	75-125	1	20	
Iron	mg/L	ND	1	1	1.1	1.1	111	110	75-125	2	20	
Magnesium	mg/L	7.0	1	1	8.1	8.1	107	110	75-125	0	20	
Manganese	mg/L	ND	1	1	1.1	1.1	107	108	75-125	0	20	
Potassium	mg/L	1.8	1	1	2.8	2.8	104	103	75-125	0	20	
Sodium	mg/L	1.9	1	1	2.9	3.0	105	112	75-125	3	20	

Results presented on this page are in the units indicated by the "Units" column except where an alternate unit is presented to the right of the result.

This report shall not be reproduced, except in full,
without the written consent of Pace Analytical Services, LLC.

Pace Analytical Services, LLC
9800 Kincey Ave. Suite 100
Huntersville, NC 28078
(704)875-9092

QUALITY CONTROL DATA

Project: Hammond AP-1 (CA)-20240812
Pace Project No.: 92747679

QC Batch: 876140
QC Batch Method: EPA 3005A
Analysis Method: EPA 6020B
Analysis Description: 6020 MET
Laboratory: Pace Analytical Services - Peachtree Corners, GA
Associated Lab Samples: 92747679001, 92747679002, 92747679003, 92747679004, 92747679005

METHOD BLANK: 4513433
Matrix: Water
Associated Lab Samples: 92747679001, 92747679002, 92747679003, 92747679004, 92747679005

Parameter	Units	Blank Result	Reporting Limit	MDL	Analyzed	Qualifiers
Antimony	mg/L	ND	0.0030	0.00054	08/20/24 15:05	
Arsenic	mg/L	ND	0.0050	0.00084	08/20/24 15:05	
Barium	mg/L	ND	0.0050	0.00047	08/20/24 15:05	
Beryllium	mg/L	ND	0.00050	0.000094	08/20/24 15:05	
Boron	mg/L	ND	0.040	0.012	08/20/24 15:05	
Cadmium	mg/L	ND	0.00050	0.00010	08/20/24 15:05	
Chromium	mg/L	ND	0.0050	0.0019	08/20/24 15:05	
Cobalt	mg/L	ND	0.0050	0.00032	08/20/24 15:05	
Lead	mg/L	ND	0.0010	0.00016	08/20/24 15:05	
Lithium	mg/L	ND	0.030	0.0016	08/20/24 15:05	
Molybdenum	mg/L	ND	0.010	0.00062	08/20/24 15:05	
Selenium	mg/L	ND	0.0050	0.00096	08/20/24 15:05	
Thallium	mg/L	ND	0.0010	0.00038	08/20/24 15:05	

LABORATORY CONTROL SAMPLE: 4513434

Parameter	Units	Spike Conc.	LCS Result	LCS % Rec	% Rec Limits	Qualifiers
Antimony	mg/L	0.1	0.11	105	80-120	
Arsenic	mg/L	0.1	0.10	102	80-120	
Barium	mg/L	0.1	0.10	101	80-120	
Beryllium	mg/L	0.1	0.11	107	80-120	
Boron	mg/L	1	1.0	100	80-120	
Cadmium	mg/L	0.1	0.10	105	80-120	
Chromium	mg/L	0.1	0.10	104	80-120	
Cobalt	mg/L	0.1	0.10	103	80-120	
Lead	mg/L	0.1	0.10	102	80-120	
Lithium	mg/L	0.1	0.11	108	80-120	
Molybdenum	mg/L	0.1	0.11	106	80-120	
Selenium	mg/L	0.1	0.10	103	80-120	
Thallium	mg/L	0.1	0.10	102	80-120	

MATRIX SPIKE & MATRIX SPIKE DUPLICATE: 4513435 4513436

Parameter	Units	92747679001 Result	MS Spike Conc.	MSD Spike Conc.	MS Result	MSD Result	MS % Rec	MSD % Rec	% Rec Limits	RPD	Max RPD	Qual
Antimony	mg/L	ND	0.1	0.1	0.10	0.10	103	103	75-125	0	20	
Arsenic	mg/L	ND	0.1	0.1	0.10	0.10	101	102	75-125	1	20	

Results presented on this page are in the units indicated by the "Units" column except where an alternate unit is presented to the right of the result.

REPORT OF LABORATORY ANALYSIS

This report shall not be reproduced, except in full,
without the written consent of Pace Analytical Services, LLC.

Pace Analytical Services, LLC
9800 Kincey Ave. Suite 100
Huntersville, NC 28078
(704)875-9092

QUALITY CONTROL DATA

Project: Hammond AP-1 (CA)-20240812
Pace Project No.: 92747679

MATRIX SPIKE & MATRIX SPIKE DUPLICATE: 4513435 4513436

Parameter	Units	92747679001 Result	MS Spike Conc.	MSD Spike Conc.	MS Result	MSD Result	MS % Rec	MSD % Rec	% Rec Limits	RPD	Max RPD	Qual
Barium	mg/L	0.066	0.1	0.1	0.17	0.17	107	107	75-125	0	20	
Beryllium	mg/L	ND	0.1	0.1	0.10	0.10	100	100	75-125	0	20	
Boron	mg/L	1.2	1	1	2.3	2.4	112	114	75-125	1	20	
Cadmium	mg/L	0.00021J	0.1	0.1	0.10	0.10	102	102	75-125	0	20	
Chromium	mg/L	ND	0.1	0.1	0.10	0.10	103	102	75-125	1	20	
Cobalt	mg/L	0.0033J	0.1	0.1	0.10	0.10	100	101	75-125	1	20	
Lead	mg/L	ND	0.1	0.1	0.095	0.097	95	97	75-125	2	20	
Lithium	mg/L	0.0019J	0.1	0.1	0.10	0.10	101	100	75-125	1	20	
Molybdenum	mg/L	0.25	0.1	0.1	0.35	0.36	108	111	75-125	1	20	
Selenium	mg/L	ND	0.1	0.1	0.10	0.10	101	102	75-125	1	20	
Thallium	mg/L	ND	0.1	0.1	0.095	0.097	95	97	75-125	2	20	

Results presented on this page are in the units indicated by the "Units" column except where an alternate unit is presented to the right of the result.

This report shall not be reproduced, except in full,
without the written consent of Pace Analytical Services, LLC.

Pace Analytical Services, LLC
9800 Kincey Ave. Suite 100
Huntersville, NC 28078
(704)875-9092

QUALITY CONTROL DATA

Project: Hammond AP-1 (CA)-20240812
Pace Project No.: 92747679

QC Batch: 877185
QC Batch Method: EPA 7470A
Analysis Method: EPA 7470A
Analysis Description: 7470 Mercury
Laboratory: Pace Analytical Services - Peachtree Corners, GA
Associated Lab Samples: 92747679001, 92747679002, 92747679003, 92747679004, 92747679005

METHOD BLANK: 4518051
Matrix: Water
Associated Lab Samples: 92747679001, 92747679002, 92747679003, 92747679004, 92747679005

Parameter	Units	Blank Result	Reporting Limit	MDL	Analyzed	Qualifiers
Mercury	mg/L	ND	0.00020	0.00013	08/26/24 12:25	

LABORATORY CONTROL SAMPLE: 4518052

Parameter	Units	Spike Conc.	LCS Result	LCS % Rec	% Rec Limits	Qualifiers
Mercury	mg/L	0.0025	0.0024	97	80-120	

MATRIX SPIKE & MATRIX SPIKE DUPLICATE: 4518053 4518054

Parameter	Units	92746891021 Result	MS Spike Conc.	MSD Spike Conc.	MS Result	MSD Result	MS % Rec	MSD % Rec	% Rec Limits	RPD	Max RPD	Qual
Mercury	mg/L	ND	0.0025	0.0025	0.0023	0.0024	93	94	75-125	1	20	

Results presented on this page are in the units indicated by the "Units" column except where an alternate unit is presented to the right of the result.

This report shall not be reproduced, except in full,
without the written consent of Pace Analytical Services, LLC.

Pace Analytical Services, LLC
9800 Kincey Ave. Suite 100
Huntersville, NC 28078
(704)875-9092

QUALITY CONTROL DATA

Project: Hammond AP-1 (CA)-20240812
Pace Project No.: 92747679

QC Batch: 876190
QC Batch Method: SM 2540C-2015
Analysis Method: SM 2540C-2015
Analysis Description: 2540C Total Dissolved Solids
Laboratory: Pace Analytical Services - Peachtree Corners, GA
Associated Lab Samples: 92747679001, 92747679003

METHOD BLANK: 4513596
Matrix: Water
Associated Lab Samples: 92747679001, 92747679003

Parameter	Units	Blank Result	Reporting Limit	MDL	Analyzed	Qualifiers
Total Dissolved Solids	mg/L	ND	25.0	25.0	08/16/24 14:10	

LABORATORY CONTROL SAMPLE: 4513597

Parameter	Units	Spike Conc.	LCS Result	LCS % Rec	% Rec Limits	Qualifiers
Total Dissolved Solids	mg/L	400	415	104	80-120	

SAMPLE DUPLICATE: 4513598

Parameter	Units	92747267003 Result	Dup Result	RPD	Max RPD	Qualifiers
Total Dissolved Solids	mg/L	141	141	0	10	

SAMPLE DUPLICATE: 4513599

Parameter	Units	92747305002 Result	Dup Result	RPD	Max RPD	Qualifiers
Total Dissolved Solids	mg/L	93.0	87.0	7	10	

Results presented on this page are in the units indicated by the "Units" column except where an alternate unit is presented to the right of the result.

This report shall not be reproduced, except in full,
without the written consent of Pace Analytical Services, LLC.

Pace Analytical Services, LLC
9800 Kincey Ave. Suite 100
Huntersville, NC 28078
(704)875-9092

QUALITY CONTROL DATA

Project: Hammond AP-1 (CA)-20240812
Pace Project No.: 92747679

QC Batch: 876599
QC Batch Method: SM 2540C-2015
Analysis Method: SM 2540C-2015
Analysis Description: 2540C Total Dissolved Solids
Laboratory: Pace Analytical Services - Peachtree Corners, GA
Associated Lab Samples: 92747679002, 92747679004, 92747679005

METHOD BLANK: 4515256 Matrix: Water
Associated Lab Samples: 92747679002, 92747679004, 92747679005

Parameter	Units	Blank Result	Reporting Limit	MDL	Analyzed	Qualifiers
Total Dissolved Solids	mg/L	ND	25.0	25.0	08/19/24 17:58	

LABORATORY CONTROL SAMPLE: 4515257

Parameter	Units	Spike Conc.	LCS Result	LCS % Rec	% Rec Limits	Qualifiers
Total Dissolved Solids	mg/L	400	410	102	80-120	

SAMPLE DUPLICATE: 4515259

Parameter	Units	92747679002 Result	Dup Result	RPD	Max RPD	Qualifiers
Total Dissolved Solids	mg/L	449	493	9	10	

SAMPLE DUPLICATE: 4515287

Parameter	Units	92746783032 Result	Dup Result	RPD	Max RPD	Qualifiers
Total Dissolved Solids	mg/L	25.0	25.0	0	10	

Results presented on this page are in the units indicated by the "Units" column except where an alternate unit is presented to the right of the result.

This report shall not be reproduced, except in full,
without the written consent of Pace Analytical Services, LLC.

Pace Analytical Services, LLC
9800 Kincey Ave. Suite 100
Huntersville, NC 28078
(704)875-9092

QUALITY CONTROL DATA

Project: Hammond AP-1 (CA)-20240812
Pace Project No.: 92747679

QC Batch: 875982
QC Batch Method: SM 2320B-2011
Analysis Method: SM 2320B-2011
Analysis Description: 2320B Alkalinity
Laboratory: Pace Analytical Services - Asheville
Associated Lab Samples: 92747679001, 92747679003

METHOD BLANK: 4512446 Matrix: Water
Associated Lab Samples: 92747679001, 92747679003

Parameter	Units	Blank Result	Reporting Limit	MDL	Analyzed	Qualifiers
Alkalinity, Total as CaCO3	mg/L	ND	5.0	5.0	08/15/24 19:45	
Alkalinity,Bicarbonate (CaCO3)	mg/L	ND	5.0	5.0	08/15/24 19:45	
Alkalinity,Carbonate (CaCO3)	mg/L	ND	5.0	5.0	08/15/24 19:45	

LABORATORY CONTROL SAMPLE: 4512447

Parameter	Units	Spike Conc.	LCS Result	LCS % Rec	% Rec Limits	Qualifiers
Alkalinity, Total as CaCO3	mg/L	50	52.5	105	80-120	

LABORATORY CONTROL SAMPLE: 4512448

Parameter	Units	Spike Conc.	LCS Result	LCS % Rec	% Rec Limits	Qualifiers
Alkalinity, Total as CaCO3	mg/L	50	53.1	106	80-120	

MATRIX SPIKE & MATRIX SPIKE DUPLICATE: 4512449 4512450

Parameter	Units	92747221005 Result	MS Spike Conc.	MSD Spike Conc.	MS Result	MSD Result	MS % Rec	MSD % Rec	% Rec Limits	RPD	Max RPD	Qual
Alkalinity, Total as CaCO3	mg/L	62.0	50	50	107	112	91	101	80-120	5	25	

MATRIX SPIKE & MATRIX SPIKE DUPLICATE: 4512451 4512452

Parameter	Units	92747221006 Result	MS Spike Conc.	MSD Spike Conc.	MS Result	MSD Result	MS % Rec	MSD % Rec	% Rec Limits	RPD	Max RPD	Qual
Alkalinity, Total as CaCO3	mg/L	ND	50	50	41.0	39.5	82	79	80-120	4	25	M1

Results presented on this page are in the units indicated by the "Units" column except where an alternate unit is presented to the right of the result.

This report shall not be reproduced, except in full,
without the written consent of Pace Analytical Services, LLC.

Pace Analytical Services, LLC
9800 Kincey Ave. Suite 100
Huntersville, NC 28078
(704)875-9092

QUALITY CONTROL DATA

Project: Hammond AP-1 (CA)-20240812
Pace Project No.: 92747679

QC Batch: 876126
QC Batch Method: SM 2320B-2011
Analysis Method: SM 2320B-2011
Analysis Description: 2320B Alkalinity
Laboratory: Pace Analytical Services - Asheville
Associated Lab Samples: 92747679002, 92747679004, 92747679005

METHOD BLANK: 4513382 Matrix: Water
Associated Lab Samples: 92747679002, 92747679004, 92747679005

Parameter	Units	Blank Result	Reporting Limit	MDL	Analyzed	Qualifiers
Alkalinity, Total as CaCO3	mg/L	ND	5.0	5.0	08/16/24 14:26	
Alkalinity,Bicarbonate (CaCO3)	mg/L	ND	5.0	5.0	08/16/24 14:26	
Alkalinity,Carbonate (CaCO3)	mg/L	ND	5.0	5.0	08/16/24 14:26	

LABORATORY CONTROL SAMPLE: 4513383

Parameter	Units	Spike Conc.	LCS Result	LCS % Rec	% Rec Limits	Qualifiers
Alkalinity, Total as CaCO3	mg/L	50	52.5	105	80-120	

LABORATORY CONTROL SAMPLE: 4513384

Parameter	Units	Spike Conc.	LCS Result	LCS % Rec	% Rec Limits	Qualifiers
Alkalinity, Total as CaCO3	mg/L	50	52.2	104	80-120	

MATRIX SPIKE & MATRIX SPIKE DUPLICATE: 4513385 4513386

Parameter	Units	92747429001 Result	MS Spike Conc.	MSD Spike Conc.	MS Result	MSD Result	MS % Rec	MSD % Rec	% Rec Limits	RPD	Max RPD	Qual
Alkalinity, Total as CaCO3	mg/L	8.4	50	50	59.6	59.3	102	102	80-120	0	25	

MATRIX SPIKE & MATRIX SPIKE DUPLICATE: 4513387 4513388

Parameter	Units	92748004001 Result	MS Spike Conc.	MSD Spike Conc.	MS Result	MSD Result	MS % Rec	MSD % Rec	% Rec Limits	RPD	Max RPD	Qual
Alkalinity, Total as CaCO3	mg/L	226	50	50	277	269	101	86	80-120	3	25	

Results presented on this page are in the units indicated by the "Units" column except where an alternate unit is presented to the right of the result.

This report shall not be reproduced, except in full,
without the written consent of Pace Analytical Services, LLC.

Pace Analytical Services, LLC
9800 Kincey Ave. Suite 100
Huntersville, NC 28078
(704)875-9092

QUALITY CONTROL DATA

Project: Hammond AP-1 (CA)-20240812
Pace Project No.: 92747679

QC Batch: 876099
QC Batch Method: SM 4500-S2D-2011
Analysis Method: SM 4500-S2D-2011
Analysis Description: 4500S2D Sulfide Water
Laboratory: Pace Analytical Services - Asheville
Associated Lab Samples: 92747679001, 92747679002, 92747679003, 92747679004, 92747679005

METHOD BLANK: 4513327
Matrix: Water
Associated Lab Samples: 92747679001, 92747679002, 92747679003, 92747679004, 92747679005

Parameter	Units	Blank Result	Reporting Limit	MDL	Analyzed	Qualifiers
Sulfide	mg/L	ND	0.10	0.022	08/17/24 04:12	

LABORATORY CONTROL SAMPLE: 4513328

Parameter	Units	Spike Conc.	LCS Result	LCS % Rec	% Rec Limits	Qualifiers
Sulfide	mg/L	0.5	0.52	104	80-120	

MATRIX SPIKE & MATRIX SPIKE DUPLICATE: 4513329 4513330

Parameter	Units	92746280012 Result	MS Spike Conc.	MSD Spike Conc.	MS Result	MSD Result	MS % Rec	MSD % Rec	% Rec Limits	RPD	Max RPD	Qual
Sulfide	mg/L	ND	0.5	0.5	0.41	0.39	82	77	80-120	6	10	M1

MATRIX SPIKE & MATRIX SPIKE DUPLICATE: 4513331 4513332

Parameter	Units	92747679002 Result	MS Spike Conc.	MSD Spike Conc.	MS Result	MSD Result	MS % Rec	MSD % Rec	% Rec Limits	RPD	Max RPD	Qual
Sulfide	mg/L	ND	0.5	0.5	0.52	0.54	103	108	80-120	5	10	

Results presented on this page are in the units indicated by the "Units" column except where an alternate unit is presented to the right of the result.

This report shall not be reproduced, except in full,
without the written consent of Pace Analytical Services, LLC.

Pace Analytical Services, LLC
9800 Kincey Ave. Suite 100
Huntersville, NC 28078
(704)875-9092

QUALITY CONTROL DATA

Project: Hammond AP-1 (CA)-20240812
Pace Project No.: 92747679

QC Batch: 876002
QC Batch Method: EPA 300.0 Rev 2.1 1993
Analysis Method: EPA 300.0 Rev 2.1 1993
Analysis Description: 300.0 IC Anions
Laboratory: Pace Analytical Services - Asheville
Associated Lab Samples: 92747679001, 92747679002, 92747679003, 92747679004, 92747679005

METHOD BLANK: 4512588 Matrix: Water
Associated Lab Samples: 92747679001, 92747679002, 92747679003, 92747679004, 92747679005

Parameter	Units	Blank Result	Reporting Limit	MDL	Analyzed	Qualifiers
Chloride	mg/L	ND	1.0	0.60	08/15/24 21:36	
Fluoride	mg/L	ND	0.10	0.050	08/15/24 21:36	
Sulfate	mg/L	ND	1.0	0.50	08/15/24 21:36	

LABORATORY CONTROL SAMPLE: 4512589

Parameter	Units	Spike Conc.	LCS Result	LCS % Rec	% Rec Limits	Qualifiers
Chloride	mg/L	50	50.4	101	90-110	
Fluoride	mg/L	2.5	2.6	102	90-110	
Sulfate	mg/L	50	51.1	102	90-110	

MATRIX SPIKE & MATRIX SPIKE DUPLICATE: 4512590 4512591

Parameter	Units	92747679001 Result	MS Spike Conc.	MSD Spike Conc.	MS Result	MSD Result	MS % Rec	MSD % Rec	% Rec Limits	RPD	Max RPD	Qual
Chloride	mg/L	42.3	50	50	90.1	93.2	96	102	90-110	3	10	
Fluoride	mg/L	0.35	2.5	2.5	2.8	2.9	97	103	90-110	5	10	
Sulfate	mg/L	157	50	50	198	208	82	101	90-110	5	10	M1

MATRIX SPIKE & MATRIX SPIKE DUPLICATE: 4512592 4512593

Parameter	Units	92747803004 Result	MS Spike Conc.	MSD Spike Conc.	MS Result	MSD Result	MS % Rec	MSD % Rec	% Rec Limits	RPD	Max RPD	Qual
Chloride	mg/L	1.6	50	50	52.4	53.1	102	103	90-110	1	10	
Fluoride	mg/L	0.12	2.5	2.5	2.6	2.7	100	102	90-110	2	10	
Sulfate	mg/L	34.8	50	50	85.2	86.0	101	102	90-110	1	10	

Results presented on this page are in the units indicated by the "Units" column except where an alternate unit is presented to the right of the result.

This report shall not be reproduced, except in full,
without the written consent of Pace Analytical Services, LLC.

Pace Analytical Services, LLC
9800 Kincey Ave. Suite 100
Huntersville, NC 28078
(704)875-9092

QUALIFIERS

Project: Hammond AP-1 (CA)-20240812
Pace Project No.: 92747679

DEFINITIONS

DF - Dilution Factor, if reported, represents the factor applied to the reported data due to dilution of the sample aliquot.

ND - Not Detected at or above adjusted reporting limit.

TNTC - Too Numerous To Count

J - Estimated concentration above the adjusted method detection limit and below the adjusted reporting limit.

MDL - Adjusted Method Detection Limit.

PQL - Practical Quantitation Limit.

RL - Reporting Limit - The lowest concentration value that meets project requirements for quantitative data with known precision and bias for a specific analyte in a specific matrix.

S - Surrogate

1,2-Diphenylhydrazine decomposes to and cannot be separated from Azobenzene using Method 8270. The result for each analyte is a combined concentration.

Consistent with EPA guidelines, unrounded data are displayed and have been used to calculate % recovery and RPD values.

LCS(D) - Laboratory Control Sample (Duplicate)

MS(D) - Matrix Spike (Duplicate)

DUP - Sample Duplicate

RPD - Relative Percent Difference

NC - Not Calculable.

SG - Silica Gel - Clean-Up

U - Indicates the compound was analyzed for, but not detected.

Acid preservation may not be appropriate for 2 Chloroethylvinyl ether.

A separate vial preserved to a pH of 4-5 is recommended in SW846 Chapter 4 for the analysis of Acrolein and Acrylonitrile by EPA Method 8260.

N-Nitrosodiphenylamine decomposes and cannot be separated from Diphenylamine using Method 8270. The result reported for each analyte is a combined concentration.

Reported results are not rounded until the final step prior to reporting. Therefore, calculated parameters that are typically reported as "Total" may vary slightly from the sum of the reported component parameters.

Pace Analytical is TNI accredited. Contact your Pace PM for the current list of accredited analytes.

TNI - The NELAC Institute.

ANALYTE QUALIFIERS

M1 Matrix spike recovery exceeded QC limits. Batch accepted based on laboratory control sample (LCS) recovery.

This report shall not be reproduced, except in full,
without the written consent of Pace Analytical Services, LLC.

Pace Analytical Services, LLC
9800 Kincey Ave. Suite 100
Huntersville, NC 28078
(704)875-9092

QUALITY CONTROL DATA CROSS REFERENCE TABLE

Project: Hammond AP-1 (CA)-20240812
Pace Project No.: 92747679

Lab ID	Sample ID	QC Batch Method	QC Batch	Analytical Method	Analytical Batch
92747679001	**HAM-PT-09**	EPA 3010A	877202	EPA 6010D	877299
92747679002	**HAM-PT-10**	EPA 3010A	877202	EPA 6010D	877299
92747679003	**HAM-PT-11**	EPA 3010A	877202	EPA 6010D	877299
92747679004	**HAM-PT-12**	EPA 3010A	877202	EPA 6010D	877299
92747679005	**HAM-PT-14**	EPA 3010A	877202	EPA 6010D	877299
92747679001	**HAM-PT-09**	EPA 3005A	876140	EPA 6020B	876308
92747679002	**HAM-PT-10**	EPA 3005A	876140	EPA 6020B	876308
92747679003	**HAM-PT-11**	EPA 3005A	876140	EPA 6020B	876308
92747679004	**HAM-PT-12**	EPA 3005A	876140	EPA 6020B	876308
92747679005	**HAM-PT-14**	EPA 3005A	876140	EPA 6020B	876308
92747679001	**HAM-PT-09**	EPA 7470A	877185	EPA 7470A	878170
92747679002	**HAM-PT-10**	EPA 7470A	877185	EPA 7470A	878170
92747679003	**HAM-PT-11**	EPA 7470A	877185	EPA 7470A	878170
92747679004	**HAM-PT-12**	EPA 7470A	877185	EPA 7470A	878170
92747679005	**HAM-PT-14**	EPA 7470A	877185	EPA 7470A	878170
92747679001	**HAM-PT-09**	SM 2540C-2015	876190		
92747679002	**HAM-PT-10**	SM 2540C-2015	876599		
92747679003	**HAM-PT-11**	SM 2540C-2015	876190		
92747679004	**HAM-PT-12**	SM 2540C-2015	876599		
92747679005	**HAM-PT-14**	SM 2540C-2015	876599		
92747679001	**HAM-PT-09**	SM 2320B-2011	875982		
92747679002	**HAM-PT-10**	SM 2320B-2011	876126		
92747679003	**HAM-PT-11**	SM 2320B-2011	875982		
92747679004	**HAM-PT-12**	SM 2320B-2011	876126		
92747679005	**HAM-PT-14**	SM 2320B-2011	876126		
92747679001	**HAM-PT-09**	SM 4500-S2D-2011	876099		
92747679002	**HAM-PT-10**	SM 4500-S2D-2011	876099		
92747679003	**HAM-PT-11**	SM 4500-S2D-2011	876099		
92747679004	**HAM-PT-12**	SM 4500-S2D-2011	876099		
92747679005	**HAM-PT-14**	SM 4500-S2D-2011	876099		
92747679001	**HAM-PT-09**	EPA 300.0 Rev 2.1 1993	876002		
92747679002	**HAM-PT-10**	EPA 300.0 Rev 2.1 1993	876002		
92747679003	**HAM-PT-11**	EPA 300.0 Rev 2.1 1993	876002		
92747679004	**HAM-PT-12**	EPA 300.0 Rev 2.1 1993	876002		
92747679005	**HAM-PT-14**	EPA 300.0 Rev 2.1 1993	876002		

This report shall not be reproduced, except in full,
without the written consent of Pace Analytical Services, LLC.

Pace	DC#_Title: ENV-FRM-HUN1-0083 v05_Sample Condition Upon Receipt
	Effective Date: 05/24/2024

Laboratory receiving samples:
Asheville ☐ Eden ☐ Greenwood ☐ Huntersville ☐ Raleigh ☐ Mechanicsville ☐ Atlanta ☒ Kernersville ☐

Sample Condition Upon Receipt

Client Name: GA Power

Project #:

WO# : 92747679

92747679

Courier: ☐ Fed Ex ☐ UPS ☐ USPS ☐ Client ☐ Commercial ☒ Pace ☐ Other:____

Custody Seal Present? ☒ Yes ☐ No **Seals Intact?** ☒ Yes ☐ No ☐ N/A

Date/Initials Person Examining Contents: Ma

Packing Material: ☒ Bubble Wrap ☐ Bubble Bags ☐ None ☐ Other

Biological Tissue Frozen? ☐ Yes ☐ No ☒ N/A

Thermometer:
☐ IR Gun ID: 214

Type of Ice: ☒ Wet ☐ Blue ☐ None

Cooler Temp: 3.0 **Correction Factor:** Add/Subtract (°C) 0

Temp should be above freezing to 6°C
☐ Samples out of temp criteria. Samples on ice, cooling process has begun

Cooler Temp Corrected (°C): 3.0

USDA Regulated Soil (☐ N/A, water sample)
Did samples originate in a quarantine zone within the United States: CA, NY, or SC (check maps)? ☐ Yes ☐ No

Did samples originate from a foreign source (internationally, including Hawaii and Puerto Rico)? ☐ Yes ☐ No

				Comments/Discrepancy:
Chain of Custody Present?	☒ Yes	☐ No	☐ N/A	1.
Samples Arrived within Hold Time?	☒ Yes	☐ No	☐ N/A	2.
Short Hold Time Analysis (<72 hr.)?	☐ Yes	☒ No	☐ N/A	3.
Rush Turn Around Time Requested?	☐ Yes	☒ No	☐ N/A	4.
Sufficient Volume?	☒ Yes	☐ No	☐ N/A	5.
Correct Containers Used?	☒ Yes	☐ No	☐ N/A	6.
-Pace Containers Used?	☒ Yes	☐ No	☐ N/A	
Containers Intact?	☒ Yes	☐ No	☐ N/A	7.
Dissolved analysis: Samples Field Filtered?	☐ Yes	☐ No	☒ N/A	8.
Sample Labels Match COC?	☒ Yes	☐ No	☐ N/A	9.
-Includes Date/Time/ID/Analysis Matrix: W				
Headspace in VOA Vials (>5-6mm)?	☐ Yes	☐ No	☒ N/A	10.
Trip Blank Present?	☐ Yes	☐ No	☒ N/A	11.
Trip Blank Custody Seals Present?	☐ Yes	☐ No	☒ N/A	

COMMENTS/SAMPLE DISCREPANCY

Field Data Required? ☐ Yes ☐ No

Lot ID of split containers:

CLIENT NOTIFICATION/RESOLUTION

Person contacted: _____ Date/Time: _____

Project Manager SCURF Review: _____ **Date:** _____

Project Manager SRF Review: _____ **Date:** _____

DC#_Title: ENV-FRM-HUN1-0083 v05_Sample Condition Upon Receipt

Effective Date: 05/24/2024

WO# : 92747679

PM: BV **Due Date: 08/29/24**

CLIENT: 92- GP-HAM

*Check mark top half of box if pH and/or dechlorination is verified and within the acceptance range for preservation samples.
Exceptions: VOA, Coliform, TOC, Oil and Grease, DRO/8015 (water) DOC, LLHg
**Bottom half of box is to list number of bottles
***Check all unpreserved Nitrates for chlorine

Project #

Laboratory Receiving Location: Asheville ☐ Eden ☐ Greenwood ☐ Huntersville ☐ Raleigh ☐ Mechanicsville ☐ Atlanta ☐ Kernersville ☐

Client GA Power Profile/EZ (Circle one) _____ Notes _____

Item#	BP4U-125 mL Plastic Unpreserved (N/A) (Cl-)	BP3U-250 mL Plastic Unpreserved (N/A)	BP2U-500 mL Plastic Unpreserved (N/A)	BP1U-1 liter Plastic Unpreserved (N/A)		BP4S-125 mL Plastic H2SO4 (pH < 2) (Cl-)	BP3N-250 mL plastic HNO3 (pH < 2)	BP4Z-125 mL Plastic ZN Acetate & NaOH (>9)	BP4B-125 mL Plastic NaOH (pH > 12) (Cl-)	WGFU-Wide-mouthed Glass Jar Unpreserved	AG1U-1 liter Amber Unpreserved (N/A) (Cl-)	AG1H-1 liter Amber HCl (pH < 2)	AG3U-250 mL Amber Unpreserved (N/A) (Cl-)	AG1S-1 liter Amber H2SO4 (pH < 2)	AG3S-250 mL Amber H2SO4 (pH < 2)	DG94-40 mL Amber NH4Cl (N/A)(Cl-)	DG9H-40 mL VOA HCl (N/A)	VG9T-40 mL VOA Na2S2O3 (N/A)	VG9U-40 mL VOA Unpreserved (N/A)	DG9V-40 mL VOA H3PO4 (N/A)	KP7U-50 mL Plastic Unpreserved (N/A)	V/GK (3 vials per kit)-VPH/Gas kit (N/A)	SP5T-125 mL Sterile Plastic (N/A – lab)	SP2T-250 mL Sterile Plastic (N/A – lab)		BP3R-250 mL Plastic (NH2)2SO4 (9.3-9.7)	AG0U-100 mL Amber Unpreserved (N/A) (Cl-)	VSGU-20 mL Scintillation vials (N/A)	DG8U-40 mL Amber Unpreserved vials (N/A)
CC																													
1		2	1				1	1																					
2		2	1				1	1																					
3		2	1				1	1																					
4		2	1				1	1																					
5		2	1				1	1																					
6																													
7																													
8																													
9																													
10																													
11																													
12																													

pH Adjustment Log for Preserved Samples

Sample ID	Type of Preservative	pH upon receipt	Date preservation adjusted	Time preservation adjusted	Amount of Preservative added	Lot #

Note: Whenever there is a discrepancy affecting North Carolina compliance samples, a copy of this form will be sent to the North Carolina DENR Certification Office (i.e. Out of hold, incorrect preservative, out of temp, incorrect containers.

WO#: 92747679

PM: BV **Due Date: 08/29/24**

CLIENT: 92- GP-HAM

Pace Analytical
www.pacelabs.com

CHAIN-OF-CUSTODY / Analytical Request Document

The Chain-of-Custody is a LEGAL DOCUMENT. All relevant fields must be completed accurately.

Page: 1 of 1

Section A Required Client Information:		Section B Required Project Information:		Section C Invoice Information:	
Company:	GA Power	Report To:	SCS Contacts	Attention:	Southern Co.
Address:	Atlanta, GA	Copy To:	Geosyntec Contacts	Company Name:	
				Address:	
Email To:	SCS Contacts	Purchase Order No.:	GPC82474-0001	Pace Quote Reference:	
Phone: / Fax:		Project Name:	Hammond AP-1	Pace Project Manager:	Bonnie Vang
Requested Due Date/TAT:	10 day	Project Number:		Pace Profile #:	10839

REGULATORY AGENCY

NPDES GROUND WATER DRINKING WATER

UST RCRA OTHER ~~CCR~~

Site Location STATE: ~~GA~~

Section D Required Client Information

Valid Matrix Codes

MATRIX	CODE
DRINKING WATER	DW, WT
WATER	WW
WASTE WATER	P
PRODUCT	SL
SOLID/SOIL	OL
OIL	WP
WIPE	AR
AIR	OT
OTHER	TS
TISSUE	

SAMPLE ID (A-Z, 0-9 / ,-) Sample IDs MUST BE UNIQUE

Requested Analysis Filtered (Y/N)

ITEM #	SAMPLE ID	MATRIX CODE (see valid codes above)	SAMPLE TYPE (G=GRAB C=COMP)	COLLECTED Composite Date	Composite Time	Composite End/Grab Date	Composite End/Grab Time	SAMPLE TEMP AT COLLECTION	# OF CONTAINERS	Preservatives: Unpreserved	H_2SO_4	HNO_3	HCl	NaOH	$Na_2S_2O_3$	Methanol	Other	Analysis Test Y/N	Chloride, Fluoride, Sulfate	Full App. III and IV metals	Major ions (Profile 10839-2)	TDS	Residual Chlorine (Y/N)	Pace Project No./ Lab I.D.
1	HAM-PT-09	WG	G	8/12/2024	1530				5	3		1					1		X	X	X	X	N	
2	HAM-PT-10	WG	G	8/13/2024	1410				5	3		1					1		X	X	X	X	N	
3	HAM-PT-11	WG	G	8/12/2024	1725				5	3		1					1		X	X	X	X	N	
4	HAM-PT-12	WG	G	8/13/2024	1205				5	3		1					1		X	X	X	X	N	
5	HAM-PT-14	WG	G	8/13/2024	1700				5	3		1					1		X	X	X	X	N	
6																								
7																								
8																								
9																								
10																								
11																								
12																								

ADDITIONAL COMMENTS	RELINQUISHED BY / AFFILIATION	DATE	TIME	ACCEPTED BY / AFFILIATION	DATE	TIME	SAMPLE CONDITIONS
Task Code: HAM-CCR-CA-20240812	Jacob Tracy / Geosyntec	08/14/24	12:05	Ryan Williams / Pace	08/14/24	12:05	
	Ryan Williams / Pace	8/14/2024	1440		8/14/24	1440	

SAMPLER NAME AND SIGNATURE		Temp in °C	Received on Ice (Y/N)	Custody Sealed Cooler (Y/N)	Samples Intact (Y/N)
PRINT Name of SAMPLER:	/ Geosyntec Consultants, Inc.				
SIGNATURE of SAMPLER:	DATE Signed (MM/DD/YY):				

Pace Analytical Services, LLC
9800 Kincey Ave. Suite 100
Huntersville, NC 28078
(704)875-9092

September 17, 2024

Kristen Jurinko
Southern Company
241 Ralph McGill Blvd NE
Bin 10160
Atlanta, GA 30308

RE: Project: Hammond AP-1 (CA)-20240812
Pace Project No.: 92748254

Dear Kristen Jurinko:

Enclosed are the analytical results for sample(s) received by the laboratory on August 16, 2024. The results relate only to the samples included in this report. Results reported herein conform to the applicable TNI/NELAC Standards and the laboratory's Quality Manual, where applicable, unless otherwise noted in the body of the report.

The test results provided in this final report were generated by each of the following laboratories within the Pace Network:

- Pace Analytical Services - Asheville
- Pace Analytical Services - Peachtree Corners, GA

Revision 1: Collected date for FD-01 updated to 8/14/24.

If you have any questions concerning this report, please feel free to contact me.

Sincerely,

Bonnie Vang

Bonnie Vang
bonnie.vang@pacelabs.com
704-977-0968
Project Manager

Enclosures

cc: Kip Gray, Geosyntec
Christine Hug, Geosyntec Consultants, Inc.
Thomas Kessler, Geosyntec Consultants
Whitney Law, Geosyntec Consultants
Laura Midkiff, Southern Company
Caroline Nelson, Geosyntec Consultants, Inc
Jamie Newsome, Geosyntec Consultants
Zain Webb, Geosyntec Consultants

REPORT OF LABORATORY ANALYSIS

This report shall not be reproduced, except in full,
without the written consent of Pace Analytical Services, LLC.

Pace Analytical Services, LLC
9800 Kincey Ave. Suite 100
Huntersville, NC 28078
(704)875-9092

CERTIFICATIONS

Project:	Hammond AP-1 (CA)-20240812
Pace Project No.:	92748254

Pace Analytical Services Asheville
2225 Riverside Drive, Asheville, NC 28804
Florida/NELAP Certification #: E87648
North Carolina Drinking Water Certification #: 37712
North Carolina Wastewater Certification #: 40
South Carolina Laboratory ID: 99030
South Carolina Certification #: 99030001
Virginia/VELAP Certification #: 460222

Pace Analytical Services Peachtree Corners
110 Technology Pkwy, Peachtree Corners, GA 30092
Florida DOH Certification #: E87315
Georgia DW Inorganics Certification #: 812
North Carolina Certification #: 381
South Carolina Certification #: 98011001
Virginia Certification #: 460204

This report shall not be reproduced, except in full,
without the written consent of Pace Analytical Services, LLC.

Pace Analytical Services, LLC
9800 Kincey Ave. Suite 100
Huntersville, NC 28078
(704)875-9092

SAMPLE SUMMARY

Project: Hammond AP-1 (CA)-20240812
Pace Project No.: 92748254

Lab ID	Sample ID	Matrix	Date Collected	Date Received
92748254001	**HAM-PT-07**	Water	08/14/24 15:07	08/16/24 12:50
92748254002	**HAM-PT-08**	Water	08/14/24 11:41	08/16/24 12:50
92748254003	**HAM-PT-13**	Water	08/14/24 16:55	08/16/24 12:50
92748254004	**HAM-PT-15**	Water	08/14/24 13:30	08/16/24 12:50
92748254005	**HAM-AP1-FB-01**	Water	08/15/24 14:45	08/16/24 12:50
92748254006	**HAM-AP1-EB-01**	Water	08/15/24 14:45	08/16/24 12:50
92748254007	**HAM-AP1-FD-01**	Water	08/14/24 00:00	08/16/24 12:50

This report shall not be reproduced, except in full,
without the written consent of Pace Analytical Services, LLC.

Pace Analytical Services, LLC
9800 Kincey Ave. Suite 100
Huntersville, NC 28078
(704)875-9092

SAMPLE ANALYTE COUNT

Project: Hammond AP-1 (CA)-20240812
Pace Project No.: 92748254

Lab ID	Sample ID	Method	Analysts	Analytes Reported
92748254001	**HAM-PT-07**	EPA 6010D	AJM, MJS2	6
		EPA 6020B	CW1	13
		EPA 7470A	VB	1
		SM 2540C-2015	DL1	1
		SM 2320B-2011	YEG	3
		SM 4500-S2D-2011	JP1	1
		EPA 300.0 Rev 2.1 1993	JCM	3
92748254002	**HAM-PT-08**	EPA 6010D	AJM	6
		EPA 6020B	CW1	13
		EPA 7470A	VB	1
		SM 2540C-2015	DL1	1
		SM 2320B-2011	YEG	3
		SM 4500-S2D-2011	JP1	1
		EPA 300.0 Rev 2.1 1993	JCM	3
92748254003	**HAM-PT-13**	EPA 6010D	AJM	6
		EPA 6020B	CW1	13
		EPA 7470A	VB	1
		SM 2540C-2015	DL1	1
		SM 2320B-2011	YEG	3
		SM 4500-S2D-2011	JP1	1
		EPA 300.0 Rev 2.1 1993	JCM	3
92748254004	**HAM-PT-15**	EPA 6010D	AJM	6
		EPA 6020B	CW1	13
		EPA 7470A	VB	1
		SM 2540C-2015	DL1	1
		SM 2320B-2011	YEG	3
		SM 4500-S2D-2011	JP1	1
		EPA 300.0 Rev 2.1 1993	JCM	3
92748254005	**HAM-AP1-FB-01**	EPA 6010D	AJM	6
		EPA 6020B	CW1	13
		EPA 7470A	VB	1
		SM 2540C-2015	DL1	1
		SM 2320B-2011	SMS	3
		SM 4500-S2D-2011	JP1	1
		EPA 300.0 Rev 2.1 1993	JCM	3
92748254006	**HAM-AP1-EB-01**	EPA 6010D	AJM	6
		EPA 6020B	CW1	13

This report shall not be reproduced, except in full,
without the written consent of Pace Analytical Services, LLC.

Pace Analytical Services, LLC
9800 Kincey Ave. Suite 100
Huntersville, NC 28078
(704)875-9092

SAMPLE ANALYTE COUNT

Project: Hammond AP-1 (CA)-20240812
Pace Project No.: 92748254

Lab ID	Sample ID	Method	Analysts	Analytes Reported
		EPA 7470A	VB	1
		SM 2540C-2015	DL1	1
		SM 2320B-2011	SMS	3
		SM 4500-S2D-2011	JP1	1
		EPA 300.0 Rev 2.1 1993	JCM	3
92748254007	**HAM-AP1-FD-01**	EPA 6010D	AJM	6
		EPA 6020B	CW1	13
		EPA 7470A	VB	1
		SM 2540C-2015	DL1	1
		SM 2320B-2011	SMS	3
		SM 4500-S2D-2011	JP1	1
		EPA 300.0 Rev 2.1 1993	JCM	3

PASI-A = Pace Analytical Services - Asheville
PASI-GA = Pace Analytical Services - Peachtree Corners, GA

This report shall not be reproduced, except in full,
without the written consent of Pace Analytical Services, LLC.

Pace Analytical Services, LLC
9800 Kincey Ave. Suite 100
Huntersville, NC 28078
(704)875-9092

SUMMARY OF DETECTION

Project: Hammond AP-1 (CA)-20240812
Pace Project No.: 92748254

Lab Sample ID Method	Client Sample ID Parameters	Result	Units	Report Limit	Analyzed	Qualifiers
92748254001	**HAM-PT-07**					
EPA 6010D	Iron	18.4	mg/L	0.040	08/23/24 03:10	
EPA 6010D	Manganese	4.3	mg/L	0.040	08/23/24 03:10	
EPA 6010D	Calcium	127	mg/L	1.0	08/23/24 03:10	
EPA 6010D	Magnesium	18.7	mg/L	0.050	08/23/24 03:10	
EPA 6010D	Potassium	5.7	mg/L	0.50	08/25/24 18:02	
EPA 6010D	Sodium	9.5	mg/L	1.0	08/25/24 18:02	
EPA 6020B	Arsenic	0.24	mg/L	0.0050	08/26/24 22:08	
EPA 6020B	Barium	0.047	mg/L	0.0050	08/26/24 22:08	
EPA 6020B	Beryllium	0.00010J	mg/L	0.00050	08/26/24 22:08	
EPA 6020B	Boron	0.55	mg/L	0.040	08/26/24 22:08	
EPA 6020B	Cobalt	0.059	mg/L	0.0050	08/26/24 22:08	
EPA 6020B	Lithium	0.058	mg/L	0.030	08/26/24 22:08	
EPA 6020B	Molybdenum	0.0079J	mg/L	0.010	08/26/24 22:08	
SM 2540C-2015	Total Dissolved Solids	574	mg/L	25.0	08/21/24 16:27	
SM 2320B-2011	Alkalinity,Bicarbonate (CaCO3)	134	mg/L	5.0	08/19/24 14:38	
SM 2320B-2011	Alkalinity, Total as CaCO3	134	mg/L	5.0	08/19/24 14:38	
EPA 300.0 Rev 2.1 1993	Chloride	18.6	mg/L	1.0	08/17/24 18:41	
EPA 300.0 Rev 2.1 1993	Fluoride	0.29	mg/L	0.10	08/17/24 18:41	
EPA 300.0 Rev 2.1 1993	Sulfate	231	mg/L	5.0	08/18/24 01:23	
92748254002	**HAM-PT-08**					
EPA 6010D	Iron	15.5	mg/L	0.040	08/25/24 18:16	
EPA 6010D	Manganese	4.2	mg/L	0.040	08/25/24 18:16	
EPA 6010D	Potassium	4.9	mg/L	0.50	08/25/24 18:16	
EPA 6010D	Sodium	7.2	mg/L	1.0	08/25/24 18:16	
EPA 6010D	Calcium	99.1	mg/L	1.0	08/25/24 18:16	
EPA 6010D	Magnesium	13.6	mg/L	0.050	08/25/24 18:16	
EPA 6020B	Arsenic	0.29	mg/L	0.0050	08/26/24 22:12	
EPA 6020B	Barium	0.048	mg/L	0.0050	08/26/24 22:12	
EPA 6020B	Boron	0.62	mg/L	0.040	08/26/24 22:12	
EPA 6020B	Cobalt	0.084	mg/L	0.0050	08/26/24 22:12	
EPA 6020B	Lithium	0.025J	mg/L	0.030	08/26/24 22:12	
EPA 6020B	Molybdenum	0.011	mg/L	0.010	08/26/24 22:12	
SM 2540C-2015	Total Dissolved Solids	474	mg/L	25.0	08/21/24 16:27	
SM 2320B-2011	Alkalinity,Bicarbonate (CaCO3)	89.7	mg/L	5.0	08/19/24 14:48	
SM 2320B-2011	Alkalinity, Total as CaCO3	89.7	mg/L	5.0	08/19/24 14:48	
EPA 300.0 Rev 2.1 1993	Chloride	17.0	mg/L	1.0	08/17/24 18:55	
EPA 300.0 Rev 2.1 1993	Sulfate	203	mg/L	5.0	08/18/24 01:37	
92748254003	**HAM-PT-13**					
EPA 6010D	Iron	22.8	mg/L	0.040	08/25/24 18:19	
EPA 6010D	Manganese	4.0	mg/L	0.040	08/25/24 18:19	
EPA 6010D	Potassium	5.4	mg/L	0.50	08/25/24 18:19	
EPA 6010D	Sodium	9.2	mg/L	1.0	08/25/24 18:19	
EPA 6010D	Calcium	124	mg/L	1.0	08/25/24 18:19	
EPA 6010D	Magnesium	16.9	mg/L	0.050	08/25/24 18:19	
EPA 6020B	Arsenic	0.26	mg/L	0.0050	08/26/24 22:16	
EPA 6020B	Barium	0.043	mg/L	0.0050	08/26/24 22:16	

This report shall not be reproduced, except in full,
without the written consent of Pace Analytical Services, LLC.

Pace Analytical Services, LLC
9800 Kincey Ave. Suite 100
Huntersville, NC 28078
(704)875-9092

SUMMARY OF DETECTION

Project: Hammond AP-1 (CA)-20240812
Pace Project No.: 92748254

Lab Sample ID Method	Client Sample ID Parameters	Result	Units	Report Limit	Analyzed	Qualifiers
92748254003	**HAM-PT-13**					
EPA 6020B	Boron	0.52	mg/L	0.040	08/26/24 22:16	
EPA 6020B	Cobalt	0.036	mg/L	0.0050	08/26/24 22:16	
EPA 6020B	Lithium	0.058	mg/L	0.030	08/26/24 22:16	
EPA 6020B	Molybdenum	0.0072J	mg/L	0.010	08/26/24 22:16	
SM 2540C-2015	Total Dissolved Solids	564	mg/L	25.0	08/21/24 16:27	
SM 2320B-2011	Alkalinity,Bicarbonate (CaCO3)	118	mg/L	5.0	08/19/24 14:56	
SM 2320B-2011	Alkalinity, Total as CaCO3	118	mg/L	5.0	08/19/24 14:56	
EPA 300.0 Rev 2.1 1993	Chloride	17.7	mg/L	1.0	08/17/24 19:10	
EPA 300.0 Rev 2.1 1993	Fluoride	0.28	mg/L	0.10	08/17/24 19:10	
EPA 300.0 Rev 2.1 1993	Sulfate	232	mg/L	6.0	08/18/24 01:51	
92748254004	**HAM-PT-15**					
EPA 6010D	Iron	12.8	mg/L	0.040	08/25/24 18:22	
EPA 6010D	Manganese	5.5	mg/L	0.040	08/25/24 18:22	
EPA 6010D	Potassium	5.3	mg/L	0.50	08/25/24 18:22	
EPA 6010D	Sodium	8.1	mg/L	1.0	08/25/24 18:22	
EPA 6010D	Calcium	123	mg/L	1.0	08/25/24 18:22	
EPA 6010D	Magnesium	15.3	mg/L	0.050	08/25/24 18:22	
EPA 6020B	Arsenic	0.42	mg/L	0.0050	08/26/24 22:27	
EPA 6020B	Barium	0.044	mg/L	0.0050	08/26/24 22:27	
EPA 6020B	Beryllium	0.000096J	mg/L	0.00050	08/26/24 22:27	
EPA 6020B	Boron	0.63	mg/L	0.040	08/26/24 22:27	
EPA 6020B	Cobalt	0.061	mg/L	0.0050	08/26/24 22:27	
EPA 6020B	Lithium	0.052	mg/L	0.030	08/26/24 22:27	
EPA 6020B	Molybdenum	0.013	mg/L	0.010	08/26/24 22:27	
SM 2540C-2015	Total Dissolved Solids	548	mg/L	25.0	08/21/24 16:27	
SM 2320B-2011	Alkalinity,Bicarbonate (CaCO3)	128	mg/L	5.0	08/19/24 15:05	
SM 2320B-2011	Alkalinity, Total as CaCO3	128	mg/L	5.0	08/19/24 15:05	
EPA 300.0 Rev 2.1 1993	Chloride	15.7	mg/L	1.0	08/17/24 19:24	
EPA 300.0 Rev 2.1 1993	Fluoride	0.29	mg/L	0.10	08/17/24 19:24	
EPA 300.0 Rev 2.1 1993	Sulfate	212	mg/L	5.0	08/18/24 02:05	
92748254006	**HAM-AP1-EB-01**					
SM 2540C-2015	Total Dissolved Solids	111	mg/L	25.0	08/22/24 16:16	
92748254007	**HAM-AP1-FD-01**					
EPA 6010D	Iron	15.4	mg/L	0.040	08/25/24 18:40	
EPA 6010D	Manganese	4.2	mg/L	0.040	08/25/24 18:40	
EPA 6010D	Potassium	4.9	mg/L	0.50	08/25/24 18:40	
EPA 6010D	Sodium	7.4	mg/L	1.0	08/25/24 18:40	
EPA 6010D	Calcium	99.4	mg/L	1.0	08/25/24 18:40	
EPA 6010D	Magnesium	13.8	mg/L	0.050	08/25/24 18:40	
EPA 6020B	Arsenic	0.29	mg/L	0.0050	08/26/24 22:42	
EPA 6020B	Barium	0.048	mg/L	0.0050	08/26/24 22:42	
EPA 6020B	Boron	0.63	mg/L	0.040	08/26/24 22:42	
EPA 6020B	Cobalt	0.082	mg/L	0.0050	08/26/24 22:42	
EPA 6020B	Lithium	0.024J	mg/L	0.030	08/26/24 22:42	
EPA 6020B	Molybdenum	0.011	mg/L	0.010	08/26/24 22:42	
SM 2540C-2015	Total Dissolved Solids	469	mg/L	25.0	08/22/24 16:16	

This report shall not be reproduced, except in full,
without the written consent of Pace Analytical Services, LLC.

Pace Analytical Services, LLC
9800 Kincey Ave. Suite 100
Huntersville, NC 28078
(704)875-9092

SUMMARY OF DETECTION

Project: Hammond AP-1 (CA)-20240812
Pace Project No.: 92748254

Lab Sample ID Method	Client Sample ID Parameters	Result	Units	Report Limit	Analyzed	Qualifiers
92748254007	**HAM-AP1-FD-01**					
SM 2320B-2011	Alkalinity,Bicarbonate (CaCO3)	101	mg/L	5.0	08/21/24 19:41	
SM 2320B-2011	Alkalinity, Total as CaCO3	101	mg/L	5.0	08/21/24 19:41	
EPA 300.0 Rev 2.1 1993	Chloride	16.7	mg/L	1.0	08/17/24 19:39	
EPA 300.0 Rev 2.1 1993	Fluoride	0.14	mg/L	0.10	08/17/24 19:39	
EPA 300.0 Rev 2.1 1993	Sulfate	201	mg/L	5.0	08/18/24 02:19	

This report shall not be reproduced, except in full,
without the written consent of Pace Analytical Services, LLC.

Pace Analytical Services, LLC
9800 Kincey Ave. Suite 100
Huntersville, NC 28078
(704)875-9092

ANALYTICAL RESULTS

Project: Hammond AP-1 (CA)-20240812
Pace Project No.: 92748254

Sample: HAM-PT-07 **Lab ID: 92748254001** Collected: 08/14/24 15:07 Received: 08/16/24 12:50 Matrix: Water

Parameters	Results	Units	Report Limit	MDL	DF	Prepared	Analyzed	CAS No.	Qual
6010D ATL ICP	Analytical Method: EPA 6010D Preparation Method: EPA 3010A								
	Pace Analytical Services - Peachtree Corners, GA								
Iron	**18.4**	mg/L	0.040	0.025	1	08/22/24 13:55	08/23/24 03:10	7439-89-6	
Manganese	**4.3**	mg/L	0.040	0.011	1	08/22/24 13:55	08/23/24 03:10	7439-96-5	
Calcium	**127**	mg/L	1.0	0.12	1	08/22/24 13:55	08/23/24 03:10	7440-70-2	
Magnesium	**18.7**	mg/L	0.050	0.012	1	08/22/24 13:55	08/23/24 03:10	7439-95-4	
Potassium	**5.7**	mg/L	0.50	0.15	1	08/22/24 13:55	08/25/24 18:02	7440-09-7	
Sodium	**9.5**	mg/L	1.0	0.58	1	08/22/24 13:55	08/25/24 18:02	7440-23-5	
6020 MET ICPMS	Analytical Method: EPA 6020B Preparation Method: EPA 3005A								
	Pace Analytical Services - Peachtree Corners, GA								
Antimony	ND	mg/L	0.0030	0.00054	1	08/23/24 10:30	08/26/24 22:08	7440-36-0	
Arsenic	**0.24**	mg/L	0.0050	0.00084	1	08/23/24 10:30	08/26/24 22:08	7440-38-2	
Barium	**0.047**	mg/L	0.0050	0.00047	1	08/23/24 10:30	08/26/24 22:08	7440-39-3	
Beryllium	**0.00010J**	mg/L	0.00050	0.000094	1	08/23/24 10:30	08/26/24 22:08	7440-41-7	
Boron	**0.55**	mg/L	0.040	0.012	1	08/23/24 10:30	08/26/24 22:08	7440-42-8	
Cadmium	ND	mg/L	0.00050	0.00010	1	08/23/24 10:30	08/26/24 22:08	7440-43-9	
Chromium	ND	mg/L	0.0050	0.0019	1	08/23/24 10:30	08/26/24 22:08	7440-47-3	
Cobalt	**0.059**	mg/L	0.0050	0.00032	1	08/23/24 10:30	08/26/24 22:08	7440-48-4	
Lead	ND	mg/L	0.0010	0.00016	1	08/23/24 10:30	08/26/24 22:08	7439-92-1	
Lithium	**0.058**	mg/L	0.030	0.0016	1	08/23/24 10:30	08/26/24 22:08	7439-93-2	
Molybdenum	**0.0079J**	mg/L	0.010	0.00062	1	08/23/24 10:30	08/26/24 22:08	7439-98-7	
Selenium	ND	mg/L	0.0050	0.00096	1	08/23/24 10:30	08/26/24 22:08	7782-49-2	
Thallium	ND	mg/L	0.0010	0.00038	1	08/23/24 10:30	08/26/24 22:08	7440-28-0	
7470 Mercury	Analytical Method: EPA 7470A Preparation Method: EPA 7470A								
	Pace Analytical Services - Peachtree Corners, GA								
Mercury	ND	mg/L	0.00020	0.00013	1	08/27/24 10:00	08/27/24 14:20	7439-97-6	
2540C Total Dissolved Solids	Analytical Method: SM 2540C-2015								
	Pace Analytical Services - Peachtree Corners, GA								
Total Dissolved Solids	**574**	mg/L	25.0	25.0	1		08/21/24 16:27		
2320B Alkalinity	Analytical Method: SM 2320B-2011								
	Pace Analytical Services - Asheville								
Alkalinity,Bicarbonate (CaCO3)	**134**	mg/L	5.0	5.0	1		08/19/24 14:38		
Alkalinity,Carbonate (CaCO3)	ND	mg/L	5.0	5.0	1		08/19/24 14:38		
Alkalinity, Total as CaCO3	**134**	mg/L	5.0	5.0	1		08/19/24 14:38		
4500S2D Sulfide Water	Analytical Method: SM 4500-S2D-2011								
	Pace Analytical Services - Asheville								
Sulfide	ND	mg/L	0.10	0.022	1		08/17/24 04:26	18496-25-8	
300.0 IC Anions 28 Days	Analytical Method: EPA 300.0 Rev 2.1 1993								
	Pace Analytical Services - Asheville								
Chloride	**18.6**	mg/L	1.0	0.60	1		08/17/24 18:41	16887-00-6	

This report shall not be reproduced, except in full,
without the written consent of Pace Analytical Services, LLC.

Pace Analytical Services, LLC
9800 Kincey Ave. Suite 100
Huntersville, NC 28078
(704)875-9092

ANALYTICAL RESULTS

Project: Hammond AP-1 (CA)-20240812
Pace Project No.: 92748254

Sample: HAM-PT-07 **Lab ID: 92748254001** Collected: 08/14/24 15:07 Received: 08/16/24 12:50 Matrix: Water

Parameters	Results	Units	Report Limit	MDL	DF	Prepared	Analyzed	CAS No.	Qual
300.0 IC Anions 28 Days	Analytical Method: EPA 300.0 Rev 2.1 1993 Pace Analytical Services - Asheville								
Fluoride	**0.29**	mg/L	0.10	0.050	1		08/17/24 18:41	16984-48-8	
Sulfate	**231**	mg/L	5.0	2.5	5		08/18/24 01:23	14808-79-8	

This report shall not be reproduced, except in full,
without the written consent of Pace Analytical Services, LLC.

Pace Analytical Services, LLC
9800 Kincey Ave. Suite 100
Huntersville, NC 28078
(704)875-9092

ANALYTICAL RESULTS

Project: Hammond AP-1 (CA)-20240812
Pace Project No.: 92748254

Sample: HAM-PT-08 **Lab ID: 92748254002** Collected: 08/14/24 11:41 Received: 08/16/24 12:50 Matrix: Water

Parameters	Results	Units	Report Limit	MDL	DF	Prepared	Analyzed	CAS No.	Qual
6010D ATL ICP	Analytical Method: EPA 6010D Preparation Method: EPA 3010A								
	Pace Analytical Services - Peachtree Corners, GA								
Iron	**15.5**	mg/L	0.040	0.025	1	08/24/24 09:57	08/25/24 18:16	7439-89-6	
Manganese	**4.2**	mg/L	0.040	0.011	1	08/24/24 09:57	08/25/24 18:16	7439-96-5	
Potassium	**4.9**	mg/L	0.50	0.15	1	08/24/24 09:57	08/25/24 18:16	7440-09-7	
Sodium	**7.2**	mg/L	1.0	0.58	1	08/24/24 09:57	08/25/24 18:16	7440-23-5	
Calcium	**99.1**	mg/L	1.0	0.12	1	08/24/24 09:57	08/25/24 18:16	7440-70-2	
Magnesium	**13.6**	mg/L	0.050	0.012	1	08/24/24 09:57	08/25/24 18:16	7439-95-4	
6020 MET ICPMS	Analytical Method: EPA 6020B Preparation Method: EPA 3005A								
	Pace Analytical Services - Peachtree Corners, GA								
Antimony	ND	mg/L	0.0030	0.00054	1	08/23/24 10:30	08/26/24 22:12	7440-36-0	
Arsenic	**0.29**	mg/L	0.0050	0.00084	1	08/23/24 10:30	08/26/24 22:12	7440-38-2	
Barium	**0.048**	mg/L	0.0050	0.00047	1	08/23/24 10:30	08/26/24 22:12	7440-39-3	
Beryllium	ND	mg/L	0.00050	0.000094	1	08/23/24 10:30	08/26/24 22:12	7440-41-7	
Boron	**0.62**	mg/L	0.040	0.012	1	08/23/24 10:30	08/26/24 22:12	7440-42-8	
Cadmium	ND	mg/L	0.00050	0.00010	1	08/23/24 10:30	08/26/24 22:12	7440-43-9	
Chromium	ND	mg/L	0.0050	0.0019	1	08/23/24 10:30	08/26/24 22:12	7440-47-3	
Cobalt	**0.084**	mg/L	0.0050	0.00032	1	08/23/24 10:30	08/26/24 22:12	7440-48-4	
Lead	ND	mg/L	0.0010	0.00016	1	08/23/24 10:30	08/26/24 22:12	7439-92-1	
Lithium	**0.025J**	mg/L	0.030	0.0016	1	08/23/24 10:30	08/26/24 22:12	7439-93-2	
Molybdenum	**0.011**	mg/L	0.010	0.00062	1	08/23/24 10:30	08/26/24 22:12	7439-98-7	
Selenium	ND	mg/L	0.0050	0.00096	1	08/23/24 10:30	08/26/24 22:12	7782-49-2	
Thallium	ND	mg/L	0.0010	0.00038	1	08/23/24 10:30	08/26/24 22:12	7440-28-0	
7470 Mercury	Analytical Method: EPA 7470A Preparation Method: EPA 7470A								
	Pace Analytical Services - Peachtree Corners, GA								
Mercury	ND	mg/L	0.00020	0.00013	1	08/27/24 10:00	08/27/24 14:23	7439-97-6	
2540C Total Dissolved Solids	Analytical Method: SM 2540C-2015								
	Pace Analytical Services - Peachtree Corners, GA								
Total Dissolved Solids	**474**	mg/L	25.0	25.0	1		08/21/24 16:27		
2320B Alkalinity	Analytical Method: SM 2320B-2011								
	Pace Analytical Services - Asheville								
Alkalinity,Bicarbonate (CaCO3)	**89.7**	mg/L	5.0	5.0	1		08/19/24 14:48		
Alkalinity,Carbonate (CaCO3)	ND	mg/L	5.0	5.0	1		08/19/24 14:48		
Alkalinity, Total as CaCO3	**89.7**	mg/L	5.0	5.0	1		08/19/24 14:48		
4500S2D Sulfide Water	Analytical Method: SM 4500-S2D-2011								
	Pace Analytical Services - Asheville								
Sulfide	ND	mg/L	0.10	0.022	1		08/17/24 04:27	18496-25-8	
300.0 IC Anions 28 Days	Analytical Method: EPA 300.0 Rev 2.1 1993								
	Pace Analytical Services - Asheville								
Chloride	**17.0**	mg/L	1.0	0.60	1		08/17/24 18:55	16887-00-6	

This report shall not be reproduced, except in full,
without the written consent of Pace Analytical Services, LLC.

Pace Analytical Services, LLC
9800 Kincey Ave. Suite 100
Huntersville, NC 28078
(704)875-9092

ANALYTICAL RESULTS

Project: Hammond AP-1 (CA)-20240812
Pace Project No.: 92748254

Sample: HAM-PT-08 **Lab ID: 92748254002** Collected: 08/14/24 11:41 Received: 08/16/24 12:50 Matrix: Water

Parameters	Results	Units	Report Limit	MDL	DF	Prepared	Analyzed	CAS No.	Qual
300.0 IC Anions 28 Days	Analytical Method: EPA 300.0 Rev 2.1 1993 Pace Analytical Services - Asheville								
Fluoride	ND	mg/L	0.10	0.050	1		08/17/24 18:55	16984-48-8	
Sulfate	**203**	mg/L	5.0	2.5	5		08/18/24 01:37	14808-79-8	

This report shall not be reproduced, except in full,
without the written consent of Pace Analytical Services, LLC.

Pace Analytical Services, LLC
9800 Kincey Ave. Suite 100
Huntersville, NC 28078
(704)875-9092

ANALYTICAL RESULTS

Project: Hammond AP-1 (CA)-20240812
Pace Project No.: 92748254

Sample: HAM-PT-13 **Lab ID: 92748254003** Collected: 08/14/24 16:55 Received: 08/16/24 12:50 Matrix: Water

Parameters	Results	Units	Report Limit	MDL	DF	Prepared	Analyzed	CAS No.	Qual
6010D ATL ICP	Analytical Method: EPA 6010D Preparation Method: EPA 3010A								
	Pace Analytical Services - Peachtree Corners, GA								
Iron	**22.8**	mg/L	0.040	0.025	1	08/24/24 09:57	08/25/24 18:19	7439-89-6	
Manganese	**4.0**	mg/L	0.040	0.011	1	08/24/24 09:57	08/25/24 18:19	7439-96-5	
Potassium	**5.4**	mg/L	0.50	0.15	1	08/24/24 09:57	08/25/24 18:19	7440-09-7	
Sodium	**9.2**	mg/L	1.0	0.58	1	08/24/24 09:57	08/25/24 18:19	7440-23-5	
Calcium	**124**	mg/L	1.0	0.12	1	08/24/24 09:57	08/25/24 18:19	7440-70-2	
Magnesium	**16.9**	mg/L	0.050	0.012	1	08/24/24 09:57	08/25/24 18:19	7439-95-4	
6020 MET ICPMS	Analytical Method: EPA 6020B Preparation Method: EPA 3005A								
	Pace Analytical Services - Peachtree Corners, GA								
Antimony	ND	mg/L	0.0030	0.00054	1	08/23/24 10:30	08/26/24 22:16	7440-36-0	
Arsenic	**0.26**	mg/L	0.0050	0.00084	1	08/23/24 10:30	08/26/24 22:16	7440-38-2	
Barium	**0.043**	mg/L	0.0050	0.00047	1	08/23/24 10:30	08/26/24 22:16	7440-39-3	
Beryllium	ND	mg/L	0.00050	0.000094	1	08/23/24 10:30	08/26/24 22:16	7440-41-7	
Boron	**0.52**	mg/L	0.040	0.012	1	08/23/24 10:30	08/26/24 22:16	7440-42-8	
Cadmium	ND	mg/L	0.00050	0.00010	1	08/23/24 10:30	08/26/24 22:16	7440-43-9	
Chromium	ND	mg/L	0.0050	0.0019	1	08/23/24 10:30	08/26/24 22:16	7440-47-3	
Cobalt	**0.036**	mg/L	0.0050	0.00032	1	08/23/24 10:30	08/26/24 22:16	7440-48-4	
Lead	ND	mg/L	0.0010	0.00016	1	08/23/24 10:30	08/26/24 22:16	7439-92-1	
Lithium	**0.058**	mg/L	0.030	0.0016	1	08/23/24 10:30	08/26/24 22:16	7439-93-2	
Molybdenum	**0.0072J**	mg/L	0.010	0.00062	1	08/23/24 10:30	08/26/24 22:16	7439-98-7	
Selenium	ND	mg/L	0.0050	0.00096	1	08/23/24 10:30	08/26/24 22:16	7782-49-2	
Thallium	ND	mg/L	0.0010	0.00038	1	08/23/24 10:30	08/26/24 22:16	7440-28-0	
7470 Mercury	Analytical Method: EPA 7470A Preparation Method: EPA 7470A								
	Pace Analytical Services - Peachtree Corners, GA								
Mercury	ND	mg/L	0.00020	0.00013	1	08/27/24 10:00	08/27/24 14:25	7439-97-6	
2540C Total Dissolved Solids	Analytical Method: SM 2540C-2015								
	Pace Analytical Services - Peachtree Corners, GA								
Total Dissolved Solids	**564**	mg/L	25.0	25.0	1		08/21/24 16:27		
2320B Alkalinity	Analytical Method: SM 2320B-2011								
	Pace Analytical Services - Asheville								
Alkalinity,Bicarbonate (CaCO3)	**118**	mg/L	5.0	5.0	1		08/19/24 14:56		
Alkalinity,Carbonate (CaCO3)	ND	mg/L	5.0	5.0	1		08/19/24 14:56		
Alkalinity, Total as CaCO3	**118**	mg/L	5.0	5.0	1		08/19/24 14:56		
4500S2D Sulfide Water	Analytical Method: SM 4500-S2D-2011								
	Pace Analytical Services - Asheville								
Sulfide	ND	mg/L	0.10	0.022	1		08/17/24 04:28	18496-25-8	
300.0 IC Anions 28 Days	Analytical Method: EPA 300.0 Rev 2.1 1993								
	Pace Analytical Services - Asheville								
Chloride	**17.7**	mg/L	1.0	0.60	1		08/17/24 19:10	16887-00-6	

This report shall not be reproduced, except in full,
without the written consent of Pace Analytical Services, LLC.

Pace Analytical Services, LLC
9800 Kincey Ave. Suite 100
Huntersville, NC 28078
(704)875-9092

ANALYTICAL RESULTS

Project: Hammond AP-1 (CA)-20240812
Pace Project No.: 92748254

Sample: HAM-PT-13 **Lab ID: 92748254003** Collected: 08/14/24 16:55 Received: 08/16/24 12:50 Matrix: Water

Parameters	Results	Units	Report Limit	MDL	DF	Prepared	Analyzed	CAS No.	Qual
300.0 IC Anions 28 Days	Analytical Method: EPA 300.0 Rev 2.1 1993 Pace Analytical Services - Asheville								
Fluoride	**0.28**	mg/L	0.10	0.050	1		08/17/24 19:10	16984-48-8	
Sulfate	**232**	mg/L	6.0	3.0	6		08/18/24 01:51	14808-79-8	

This report shall not be reproduced, except in full,
without the written consent of Pace Analytical Services, LLC.

Pace Analytical Services, LLC
9800 Kincey Ave. Suite 100
Huntersville, NC 28078
(704)875-9092

ANALYTICAL RESULTS

Project: Hammond AP-1 (CA)-20240812
Pace Project No.: 92748254

Sample: HAM-PT-15 **Lab ID: 92748254004** Collected: 08/14/24 13:30 Received: 08/16/24 12:50 Matrix: Water

Parameters	Results	Units	Report Limit	MDL	DF	Prepared	Analyzed	CAS No.	Qual
6010D ATL ICP	Analytical Method: EPA 6010D Preparation Method: EPA 3010A								
	Pace Analytical Services - Peachtree Corners, GA								
Iron	**12.8**	mg/L	0.040	0.025	1	08/24/24 09:57	08/25/24 18:22	7439-89-6	
Manganese	**5.5**	mg/L	0.040	0.011	1	08/24/24 09:57	08/25/24 18:22	7439-96-5	
Potassium	**5.3**	mg/L	0.50	0.15	1	08/24/24 09:57	08/25/24 18:22	7440-09-7	
Sodium	**8.1**	mg/L	1.0	0.58	1	08/24/24 09:57	08/25/24 18:22	7440-23-5	
Calcium	**123**	mg/L	1.0	0.12	1	08/24/24 09:57	08/25/24 18:22	7440-70-2	
Magnesium	**15.3**	mg/L	0.050	0.012	1	08/24/24 09:57	08/25/24 18:22	7439-95-4	
6020 MET ICPMS	Analytical Method: EPA 6020B Preparation Method: EPA 3005A								
	Pace Analytical Services - Peachtree Corners, GA								
Antimony	ND	mg/L	0.0030	0.00054	1	08/23/24 10:30	08/26/24 22:27	7440-36-0	
Arsenic	**0.42**	mg/L	0.0050	0.00084	1	08/23/24 10:30	08/26/24 22:27	7440-38-2	
Barium	**0.044**	mg/L	0.0050	0.00047	1	08/23/24 10:30	08/26/24 22:27	7440-39-3	
Beryllium	**0.000096J**	mg/L	0.00050	0.000094	1	08/23/24 10:30	08/26/24 22:27	7440-41-7	
Boron	**0.63**	mg/L	0.040	0.012	1	08/23/24 10:30	08/26/24 22:27	7440-42-8	
Cadmium	ND	mg/L	0.00050	0.00010	1	08/23/24 10:30	08/26/24 22:27	7440-43-9	
Chromium	ND	mg/L	0.0050	0.0019	1	08/23/24 10:30	08/26/24 22:27	7440-47-3	
Cobalt	**0.061**	mg/L	0.0050	0.00032	1	08/23/24 10:30	08/26/24 22:27	7440-48-4	
Lead	ND	mg/L	0.0010	0.00016	1	08/23/24 10:30	08/26/24 22:27	7439-92-1	
Lithium	**0.052**	mg/L	0.030	0.0016	1	08/23/24 10:30	08/26/24 22:27	7439-93-2	
Molybdenum	**0.013**	mg/L	0.010	0.00062	1	08/23/24 10:30	08/26/24 22:27	7439-98-7	
Selenium	ND	mg/L	0.0050	0.00096	1	08/23/24 10:30	08/26/24 22:27	7782-49-2	
Thallium	ND	mg/L	0.0010	0.00038	1	08/23/24 10:30	08/26/24 22:27	7440-28-0	
7470 Mercury	Analytical Method: EPA 7470A Preparation Method: EPA 7470A								
	Pace Analytical Services - Peachtree Corners, GA								
Mercury	ND	mg/L	0.00020	0.00013	1	08/27/24 10:00	08/27/24 14:28	7439-97-6	
2540C Total Dissolved Solids	Analytical Method: SM 2540C-2015								
	Pace Analytical Services - Peachtree Corners, GA								
Total Dissolved Solids	**548**	mg/L	25.0	25.0	1		08/21/24 16:27		
2320B Alkalinity	Analytical Method: SM 2320B-2011								
	Pace Analytical Services - Asheville								
Alkalinity,Bicarbonate (CaCO3)	**128**	mg/L	5.0	5.0	1		08/19/24 15:05		
Alkalinity,Carbonate (CaCO3)	ND	mg/L	5.0	5.0	1		08/19/24 15:05		
Alkalinity, Total as CaCO3	**128**	mg/L	5.0	5.0	1		08/19/24 15:05		
4500S2D Sulfide Water	Analytical Method: SM 4500-S2D-2011								
	Pace Analytical Services - Asheville								
Sulfide	ND	mg/L	0.10	0.022	1		08/17/24 04:29	18496-25-8	
300.0 IC Anions 28 Days	Analytical Method: EPA 300.0 Rev 2.1 1993								
	Pace Analytical Services - Asheville								
Chloride	**15.7**	mg/L	1.0	0.60	1		08/17/24 19:24	16887-00-6	

This report shall not be reproduced, except in full,
without the written consent of Pace Analytical Services, LLC.

Pace Analytical Services, LLC
9800 Kincey Ave. Suite 100
Huntersville, NC 28078
(704)875-9092

ANALYTICAL RESULTS

Project: Hammond AP-1 (CA)-20240812
Pace Project No.: 92748254

Sample: HAM-PT-15 **Lab ID: 92748254004** Collected: 08/14/24 13:30 Received: 08/16/24 12:50 Matrix: Water

Parameters	Results	Units	Report Limit	MDL	DF	Prepared	Analyzed	CAS No.	Qual
300.0 IC Anions 28 Days	Analytical Method: EPA 300.0 Rev 2.1 1993 Pace Analytical Services - Asheville								
Fluoride	**0.29**	mg/L	0.10	0.050	1		08/17/24 19:24	16984-48-8	
Sulfate	**212**	mg/L	5.0	2.5	5		08/18/24 02:05	14808-79-8	

This report shall not be reproduced, except in full,
without the written consent of Pace Analytical Services, LLC.

Pace Analytical Services, LLC
9800 Kincey Ave. Suite 100
Huntersville, NC 28078
(704)875-9092

ANALYTICAL RESULTS

Project: Hammond AP-1 (CA)-20240812
Pace Project No.: 92748254

Sample: HAM-AP1-FB-01 **Lab ID: 92748254005** Collected: 08/15/24 14:45 Received: 08/16/24 12:50 Matrix: Water

Parameters	Results	Units	Report Limit	MDL	DF	Prepared	Analyzed	CAS No.	Qual
6010D ATL ICP	Analytical Method: EPA 6010D Preparation Method: EPA 3010A								
	Pace Analytical Services - Peachtree Corners, GA								
Iron	ND	mg/L	0.040	0.025	1	08/24/24 09:57	08/25/24 18:25	7439-89-6	
Manganese	ND	mg/L	0.040	0.011	1	08/24/24 09:57	08/25/24 18:25	7439-96-5	
Potassium	ND	mg/L	0.50	0.15	1	08/24/24 09:57	08/25/24 18:25	7440-09-7	
Sodium	ND	mg/L	1.0	0.58	1	08/24/24 09:57	08/25/24 18:25	7440-23-5	
Calcium	ND	mg/L	1.0	0.12	1	08/24/24 09:57	08/25/24 18:25	7440-70-2	
Magnesium	ND	mg/L	0.050	0.012	1	08/24/24 09:57	08/25/24 18:25	7439-95-4	
6020 MET ICPMS	Analytical Method: EPA 6020B Preparation Method: EPA 3005A								
	Pace Analytical Services - Peachtree Corners, GA								
Antimony	ND	mg/L	0.0030	0.00054	1	08/28/24 09:51	08/28/24 16:21	7440-36-0	
Arsenic	ND	mg/L	0.0050	0.00084	1	08/28/24 09:51	08/28/24 16:21	7440-38-2	
Barium	ND	mg/L	0.0050	0.00047	1	08/28/24 09:51	08/28/24 16:21	7440-39-3	
Beryllium	ND	mg/L	0.00050	0.000094	1	08/28/24 09:51	08/28/24 16:21	7440-41-7	
Boron	ND	mg/L	0.040	0.012	1	08/28/24 09:51	08/28/24 16:21	7440-42-8	
Cadmium	ND	mg/L	0.00050	0.00010	1	08/28/24 09:51	08/28/24 16:21	7440-43-9	
Chromium	ND	mg/L	0.0050	0.0019	1	08/28/24 09:51	08/28/24 16:21	7440-47-3	
Cobalt	ND	mg/L	0.0050	0.00032	1	08/28/24 09:51	08/28/24 16:21	7440-48-4	
Lead	ND	mg/L	0.0010	0.00016	1	08/28/24 09:51	08/28/24 16:21	7439-92-1	
Lithium	ND	mg/L	0.030	0.0016	1	08/28/24 09:51	08/28/24 16:21	7439-93-2	
Molybdenum	ND	mg/L	0.010	0.00062	1	08/28/24 09:51	08/28/24 16:21	7439-98-7	
Selenium	ND	mg/L	0.0050	0.00096	1	08/28/24 09:51	08/28/24 16:21	7782-49-2	
Thallium	ND	mg/L	0.0010	0.00038	1	08/28/24 09:51	08/28/24 16:21	7440-28-0	
7470 Mercury	Analytical Method: EPA 7470A Preparation Method: EPA 7470A								
	Pace Analytical Services - Peachtree Corners, GA								
Mercury	ND	mg/L	0.00020	0.00013	1	08/27/24 10:00	08/27/24 14:31	7439-97-6	
2540C Total Dissolved Solids	Analytical Method: SM 2540C-2015								
	Pace Analytical Services - Peachtree Corners, GA								
Total Dissolved Solids	ND	mg/L	25.0	25.0	1		08/22/24 16:15		
2320B Alkalinity	Analytical Method: SM 2320B-2011								
	Pace Analytical Services - Asheville								
Alkalinity,Bicarbonate (CaCO3)	ND	mg/L	5.0	5.0	1		08/21/24 19:33		
Alkalinity,Carbonate (CaCO3)	ND	mg/L	5.0	5.0	1		08/21/24 19:33		
Alkalinity, Total as CaCO3	ND	mg/L	5.0	5.0	1		08/21/24 19:33		
4500S2D Sulfide Water	Analytical Method: SM 4500-S2D-2011								
	Pace Analytical Services - Asheville								
Sulfide	ND	mg/L	0.10	0.022	1		08/17/24 04:39	18496-25-8	
300.0 IC Anions 28 Days	Analytical Method: EPA 300.0 Rev 2.1 1993								
	Pace Analytical Services - Asheville								
Chloride	ND	mg/L	1.0	0.60	1		08/17/24 14:50	16887-00-6	

This report shall not be reproduced, except in full,
without the written consent of Pace Analytical Services, LLC.

Pace Analytical Services, LLC
9800 Kincey Ave. Suite 100
Huntersville, NC 28078
(704)875-9092

ANALYTICAL RESULTS

Project: Hammond AP-1 (CA)-20240812
Pace Project No.: 92748254

Sample: HAM-AP1-FB-01 **Lab ID: 92748254005** Collected: 08/15/24 14:45 Received: 08/16/24 12:50 Matrix: Water

Parameters	Results	Units	Report Limit	MDL	DF	Prepared	Analyzed	CAS No.	Qual
300.0 IC Anions 28 Days	Analytical Method: EPA 300.0 Rev 2.1 1993 Pace Analytical Services - Asheville								
Fluoride	ND	mg/L	0.10	0.050	1		08/17/24 14:50	16984-48-8	
Sulfate	ND	mg/L	1.0	0.50	1		08/17/24 14:50	14808-79-8	

This report shall not be reproduced, except in full,
without the written consent of Pace Analytical Services, LLC.

Pace Analytical Services, LLC
9800 Kincey Ave. Suite 100
Huntersville, NC 28078
(704)875-9092

ANALYTICAL RESULTS

Project: Hammond AP-1 (CA)-20240812
Pace Project No.: 92748254

Sample: HAM-AP1-EB-01 **Lab ID: 92748254006** Collected: 08/15/24 14:45 Received: 08/16/24 12:50 Matrix: Water

Parameters	Results	Units	Report Limit	MDL	DF	Prepared	Analyzed	CAS No.	Qual
6010D ATL ICP	Analytical Method: EPA 6010D Preparation Method: EPA 3010A Pace Analytical Services - Peachtree Corners, GA								
Iron	ND	mg/L	0.040	0.025	1	08/24/24 09:57	08/25/24 18:36	7439-89-6	
Manganese	ND	mg/L	0.040	0.011	1	08/24/24 09:57	08/25/24 18:36	7439-96-5	
Potassium	ND	mg/L	0.50	0.15	1	08/24/24 09:57	08/25/24 18:36	7440-09-7	
Sodium	ND	mg/L	1.0	0.58	1	08/24/24 09:57	08/25/24 18:36	7440-23-5	
Calcium	ND	mg/L	1.0	0.12	1	08/24/24 09:57	08/25/24 18:36	7440-70-2	
Magnesium	ND	mg/L	0.050	0.012	1	08/24/24 09:57	08/25/24 18:36	7439-95-4	
6020 MET ICPMS	Analytical Method: EPA 6020B Preparation Method: EPA 3005A Pace Analytical Services - Peachtree Corners, GA								
Antimony	ND	mg/L	0.0030	0.00054	1	08/28/24 09:51	08/28/24 16:25	7440-36-0	
Arsenic	ND	mg/L	0.0050	0.00084	1	08/28/24 09:51	08/28/24 16:25	7440-38-2	
Barium	ND	mg/L	0.0050	0.00047	1	08/28/24 09:51	08/28/24 16:25	7440-39-3	
Beryllium	ND	mg/L	0.00050	0.000094	1	08/28/24 09:51	08/28/24 16:25	7440-41-7	
Boron	ND	mg/L	0.040	0.012	1	08/28/24 09:51	08/28/24 16:25	7440-42-8	
Cadmium	ND	mg/L	0.00050	0.00010	1	08/28/24 09:51	08/28/24 16:25	7440-43-9	
Chromium	ND	mg/L	0.0050	0.0019	1	08/28/24 09:51	08/28/24 16:25	7440-47-3	
Cobalt	ND	mg/L	0.0050	0.00032	1	08/28/24 09:51	08/28/24 16:25	7440-48-4	
Lead	ND	mg/L	0.0010	0.00016	1	08/28/24 09:51	08/28/24 16:25	7439-92-1	
Lithium	ND	mg/L	0.030	0.0016	1	08/28/24 09:51	08/28/24 16:25	7439-93-2	
Molybdenum	ND	mg/L	0.010	0.00062	1	08/28/24 09:51	08/28/24 16:25	7439-98-7	
Selenium	ND	mg/L	0.0050	0.00096	1	08/28/24 09:51	08/28/24 16:25	7782-49-2	
Thallium	ND	mg/L	0.0010	0.00038	1	08/28/24 09:51	08/28/24 16:25	7440-28-0	
7470 Mercury	Analytical Method: EPA 7470A Preparation Method: EPA 7470A Pace Analytical Services - Peachtree Corners, GA								
Mercury	ND	mg/L	0.00020	0.00013	1	08/27/24 10:00	08/27/24 14:33	7439-97-6	
2540C Total Dissolved Solids	Analytical Method: SM 2540C-2015 Pace Analytical Services - Peachtree Corners, GA								
Total Dissolved Solids	**111**	mg/L	25.0	25.0	1		08/22/24 16:16		
2320B Alkalinity	Analytical Method: SM 2320B-2011 Pace Analytical Services - Asheville								
Alkalinity,Bicarbonate (CaCO3)	ND	mg/L	5.0	5.0	1		08/21/24 19:37		
Alkalinity,Carbonate (CaCO3)	ND	mg/L	5.0	5.0	1		08/21/24 19:37		
Alkalinity, Total as CaCO3	ND	mg/L	5.0	5.0	1		08/21/24 19:37		
4500S2D Sulfide Water	Analytical Method: SM 4500-S2D-2011 Pace Analytical Services - Asheville								
Sulfide	ND	mg/L	0.10	0.022	1		08/17/24 04:39	18496-25-8	
300.0 IC Anions 28 Days	Analytical Method: EPA 300.0 Rev 2.1 1993 Pace Analytical Services - Asheville								
Chloride	ND	mg/L	1.0	0.60	1		08/17/24 15:04	16887-00-6	

This report shall not be reproduced, except in full,
without the written consent of Pace Analytical Services, LLC.

Pace Analytical Services, LLC
9800 Kincey Ave. Suite 100
Huntersville, NC 28078
(704)875-9092

ANALYTICAL RESULTS

Project: Hammond AP-1 (CA)-20240812
Pace Project No.: 92748254

Sample: HAM-AP1-EB-01 **Lab ID: 92748254006** Collected: 08/15/24 14:45 Received: 08/16/24 12:50 Matrix: Water

Parameters	Results	Units	Report Limit	MDL	DF	Prepared	Analyzed	CAS No.	Qual
300.0 IC Anions 28 Days	Analytical Method: EPA 300.0 Rev 2.1 1993 Pace Analytical Services - Asheville								
Fluoride	ND	mg/L	0.10	0.050	1		08/17/24 15:04	16984-48-8	
Sulfate	ND	mg/L	1.0	0.50	1		08/17/24 15:04	14808-79-8	

This report shall not be reproduced, except in full,
without the written consent of Pace Analytical Services, LLC.

Pace Analytical Services, LLC
9800 Kincey Ave. Suite 100
Huntersville, NC 28078
(704)875-9092

ANALYTICAL RESULTS

Project: Hammond AP-1 (CA)-20240812
Pace Project No.: 92748254

Sample: HAM-AP1-FD-01 **Lab ID: 92748254007** Collected: 08/14/24 00:00 Received: 08/16/24 12:50 Matrix: Water

Parameters	Results	Units	Report Limit	MDL	DF	Prepared	Analyzed	CAS No.	Qual
6010D ATL ICP	Analytical Method: EPA 6010D Preparation Method: EPA 3010A								
	Pace Analytical Services - Peachtree Corners, GA								
Iron	**15.4**	mg/L	0.040	0.025	1	08/24/24 09:57	08/25/24 18:40	7439-89-6	
Manganese	**4.2**	mg/L	0.040	0.011	1	08/24/24 09:57	08/25/24 18:40	7439-96-5	
Potassium	**4.9**	mg/L	0.50	0.15	1	08/24/24 09:57	08/25/24 18:40	7440-09-7	
Sodium	**7.4**	mg/L	1.0	0.58	1	08/24/24 09:57	08/25/24 18:40	7440-23-5	
Calcium	**99.4**	mg/L	1.0	0.12	1	08/24/24 09:57	08/25/24 18:40	7440-70-2	
Magnesium	**13.8**	mg/L	0.050	0.012	1	08/24/24 09:57	08/25/24 18:40	7439-95-4	
6020 MET ICPMS	Analytical Method: EPA 6020B Preparation Method: EPA 3005A								
	Pace Analytical Services - Peachtree Corners, GA								
Antimony	ND	mg/L	0.0030	0.00054	1	08/23/24 10:30	08/26/24 22:42	7440-36-0	
Arsenic	**0.29**	mg/L	0.0050	0.00084	1	08/23/24 10:30	08/26/24 22:42	7440-38-2	
Barium	**0.048**	mg/L	0.0050	0.00047	1	08/23/24 10:30	08/26/24 22:42	7440-39-3	
Beryllium	ND	mg/L	0.00050	0.000094	1	08/23/24 10:30	08/26/24 22:42	7440-41-7	
Boron	**0.63**	mg/L	0.040	0.012	1	08/23/24 10:30	08/26/24 22:42	7440-42-8	
Cadmium	ND	mg/L	0.00050	0.00010	1	08/23/24 10:30	08/26/24 22:42	7440-43-9	
Chromium	ND	mg/L	0.0050	0.0019	1	08/23/24 10:30	08/26/24 22:42	7440-47-3	
Cobalt	**0.082**	mg/L	0.0050	0.00032	1	08/23/24 10:30	08/26/24 22:42	7440-48-4	
Lead	ND	mg/L	0.0010	0.00016	1	08/23/24 10:30	08/26/24 22:42	7439-92-1	
Lithium	**0.024J**	mg/L	0.030	0.0016	1	08/23/24 10:30	08/26/24 22:42	7439-93-2	
Molybdenum	**0.011**	mg/L	0.010	0.00062	1	08/23/24 10:30	08/26/24 22:42	7439-98-7	
Selenium	ND	mg/L	0.0050	0.00096	1	08/23/24 10:30	08/26/24 22:42	7782-49-2	
Thallium	ND	mg/L	0.0010	0.00038	1	08/23/24 10:30	08/26/24 22:42	7440-28-0	
7470 Mercury	Analytical Method: EPA 7470A Preparation Method: EPA 7470A								
	Pace Analytical Services - Peachtree Corners, GA								
Mercury	ND	mg/L	0.00020	0.00013	1	08/27/24 10:00	08/27/24 14:36	7439-97-6	
2540C Total Dissolved Solids	Analytical Method: SM 2540C-2015								
	Pace Analytical Services - Peachtree Corners, GA								
Total Dissolved Solids	**469**	mg/L	25.0	25.0	1		08/22/24 16:16		
2320B Alkalinity	Analytical Method: SM 2320B-2011								
	Pace Analytical Services - Asheville								
Alkalinity,Bicarbonate (CaCO3)	**101**	mg/L	5.0	5.0	1		08/21/24 19:41		
Alkalinity,Carbonate (CaCO3)	ND	mg/L	5.0	5.0	1		08/21/24 19:41		
Alkalinity, Total as CaCO3	**101**	mg/L	5.0	5.0	1		08/21/24 19:41		
4500S2D Sulfide Water	Analytical Method: SM 4500-S2D-2011								
	Pace Analytical Services - Asheville								
Sulfide	ND	mg/L	0.10	0.022	1		08/17/24 04:40	18496-25-8	
300.0 IC Anions 28 Days	Analytical Method: EPA 300.0 Rev 2.1 1993								
	Pace Analytical Services - Asheville								
Chloride	**16.7**	mg/L	1.0	0.60	1		08/17/24 19:39	16887-00-6	

This report shall not be reproduced, except in full,
without the written consent of Pace Analytical Services, LLC.

Pace Analytical Services, LLC
9800 Kincey Ave. Suite 100
Huntersville, NC 28078
(704)875-9092

ANALYTICAL RESULTS

Project: Hammond AP-1 (CA)-20240812
Pace Project No.: 92748254

Sample: HAM-AP1-FD-01 **Lab ID: 92748254007** Collected: 08/14/24 00:00 Received: 08/16/24 12:50 Matrix: Water

Parameters	Results	Units	Report Limit	MDL	DF	Prepared	Analyzed	CAS No.	Qual
300.0 IC Anions 28 Days	Analytical Method: EPA 300.0 Rev 2.1 1993 Pace Analytical Services - Asheville								
Fluoride	**0.14**	mg/L	0.10	0.050	1		08/17/24 19:39	16984-48-8	
Sulfate	**201**	mg/L	5.0	2.5	5		08/18/24 02:19	14808-79-8	

This report shall not be reproduced, except in full,
without the written consent of Pace Analytical Services, LLC.

Pace Analytical Services, LLC
9800 Kincey Ave. Suite 100
Huntersville, NC 28078
(704)875-9092

QUALITY CONTROL DATA

Project: Hammond AP-1 (CA)-20240812
Pace Project No.: 92748254

QC Batch: 877559
QC Batch Method: EPA 3010A
Analysis Method: EPA 6010D
Analysis Description: 6010D ATL
Laboratory: Pace Analytical Services - Peachtree Corners, GA
Associated Lab Samples: 92748254001

METHOD BLANK: 4520288 Matrix: Water
Associated Lab Samples: 92748254001

Parameter	Units	Blank Result	Reporting Limit	MDL	Analyzed	Qualifiers
Calcium	mg/L	ND	1.0	0.12	08/23/24 01:31	
Iron	mg/L	ND	0.040	0.025	08/23/24 01:31	
Magnesium	mg/L	ND	0.050	0.012	08/23/24 01:31	
Manganese	mg/L	ND	0.040	0.011	08/23/24 01:31	
Potassium	mg/L	ND	0.50	0.15	08/25/24 16:35	
Sodium	mg/L	ND	1.0	0.58	08/25/24 16:35	

LABORATORY CONTROL SAMPLE: 4520289

Parameter	Units	Spike Conc.	LCS Result	LCS % Rec	% Rec Limits	Qualifiers
Calcium	mg/L	1	1.2	116	80-120	
Iron	mg/L	1	1.1	115	80-120	
Magnesium	mg/L	1	1.2	118	80-120	
Manganese	mg/L	1	1.1	112	80-120	
Potassium	mg/L	1	1.1	111	80-120	
Sodium	mg/L	1	1.1	113	80-120	

MATRIX SPIKE & MATRIX SPIKE DUPLICATE: 4520290 4520291

Parameter	Units	92746783026 Result	MS Spike Conc.	MSD Spike Conc.	MS Result	MSD Result	MS % Rec	MSD % Rec	% Rec Limits	RPD	Max RPD	Qual
Calcium	mg/L	9.2	1	1	10.3	10.4	103	119	75-125	1	20	
Iron	mg/L	0.45	1	1	1.1	1.1	68	68	75-125	0	20	M1
Magnesium	mg/L	4.8	1	1	6.0	6.2	116	131	75-125	3	20	M1
Manganese	mg/L	0.016J	1	1	1.1	1.2	106	114	75-125	7	20	
Potassium	mg/L	0.67	1	1	1.8	1.8	111	111	75-125	0	20	
Sodium	mg/L	3.3	1	1	4.5	4.6	118	126	75-125	2	20	M1

Results presented on this page are in the units indicated by the "Units" column except where an alternate unit is presented to the right of the result.

This report shall not be reproduced, except in full,
without the written consent of Pace Analytical Services, LLC.

Pace Analytical Services, LLC
9800 Kincey Ave. Suite 100
Huntersville, NC 28078
(704)875-9092

QUALITY CONTROL DATA

Project: Hammond AP-1 (CA)-20240812
Pace Project No.: 92748254

QC Batch: 878059
QC Batch Method: EPA 3010A
Analysis Method: EPA 6010D
Analysis Description: 6010D ATL
Laboratory: Pace Analytical Services - Peachtree Corners, GA
Associated Lab Samples: 92748254002, 92748254003, 92748254004, 92748254005, 92748254006, 92748254007

METHOD BLANK: 4522961
Matrix: Water
Associated Lab Samples: 92748254002, 92748254003, 92748254004, 92748254005, 92748254006, 92748254007

Parameter	Units	Blank Result	Reporting Limit	MDL	Analyzed	Qualifiers
Calcium	mg/L	ND	1.0	0.12	08/25/24 18:09	
Iron	mg/L	ND	0.040	0.025	08/25/24 18:09	
Magnesium	mg/L	ND	0.050	0.012	08/25/24 18:09	
Manganese	mg/L	ND	0.040	0.011	08/25/24 18:09	
Potassium	mg/L	ND	0.50	0.15	08/25/24 18:09	
Sodium	mg/L	ND	1.0	0.58	08/25/24 18:09	

LABORATORY CONTROL SAMPLE: 4522962

Parameter	Units	Spike Conc.	LCS Result	LCS % Rec	% Rec Limits	Qualifiers
Calcium	mg/L	1	1.1	108	80-120	
Iron	mg/L	1	1.1	107	80-120	
Magnesium	mg/L	1	1.1	107	80-120	
Manganese	mg/L	1	1.0	102	80-120	
Potassium	mg/L	1	0.96	96	80-120	
Sodium	mg/L	1	1.1	112	80-120	

MATRIX SPIKE & MATRIX SPIKE DUPLICATE: 4522980 4522981

Parameter	Units	92748919006 Result	MS Spike Conc.	MSD Spike Conc.	MS Result	MSD Result	MS % Rec	MSD % Rec	% Rec Limits	RPD	Max RPD	Qual
Calcium	mg/L	ND	1	1	1.6	1.6	107	103	75-125	3	20	
Iron	mg/L	221 ug/L	1	1	1.3	1.3	109	106	75-125	3	20	
Magnesium	mg/L	412 ug/L	1	1	1.5	1.5	107	105	75-125	2	20	
Manganese	mg/L	ND	1	1	1.0	1.0	103	100	75-125	3	20	
Potassium	mg/L	1590 ug/L	1	1	2.6	2.6	104	100	75-125	2	20	
Sodium	mg/L	6150 ug/L	1	1	7.4	7.3	128	117	75-125	2	20	M1

Results presented on this page are in the units indicated by the "Units" column except where an alternate unit is presented to the right of the result.

This report shall not be reproduced, except in full,
without the written consent of Pace Analytical Services, LLC.

Pace Analytical Services, LLC
9800 Kincey Ave. Suite 100
Huntersville, NC 28078
(704)875-9092

QUALITY CONTROL DATA

Project: Hammond AP-1 (CA)-20240812
Pace Project No.: 92748254

QC Batch: 877798
QC Batch Method: EPA 3005A
Analysis Method: EPA 6020B
Analysis Description: 6020 MET
Laboratory: Pace Analytical Services - Peachtree Corners, GA
Associated Lab Samples: 92748254001, 92748254002, 92748254003, 92748254004, 92748254007

METHOD BLANK: 4521510
Matrix: Water
Associated Lab Samples: 92748254001, 92748254002, 92748254003, 92748254004, 92748254007

Parameter	Units	Blank Result	Reporting Limit	MDL	Analyzed	Qualifiers
Antimony	mg/L	ND	0.0030	0.00054	08/26/24 20:58	
Arsenic	mg/L	ND	0.0050	0.00084	08/26/24 20:58	
Barium	mg/L	ND	0.0050	0.00047	08/26/24 20:58	
Beryllium	mg/L	ND	0.00050	0.000094	08/26/24 20:58	
Boron	mg/L	ND	0.040	0.012	08/26/24 20:58	
Cadmium	mg/L	ND	0.00050	0.00010	08/26/24 20:58	
Chromium	mg/L	ND	0.0050	0.0019	08/26/24 20:58	
Cobalt	mg/L	ND	0.0050	0.00032	08/26/24 20:58	
Lead	mg/L	ND	0.0010	0.00016	08/26/24 20:58	
Lithium	mg/L	ND	0.030	0.0016	08/26/24 20:58	
Molybdenum	mg/L	ND	0.010	0.00062	08/26/24 20:58	
Selenium	mg/L	ND	0.0050	0.00096	08/26/24 20:58	
Thallium	mg/L	ND	0.0010	0.00038	08/26/24 20:58	

LABORATORY CONTROL SAMPLE: 4521511

Parameter	Units	Spike Conc.	LCS Result	LCS % Rec	% Rec Limits	Qualifiers
Antimony	mg/L	0.1	0.10	102	80-120	
Arsenic	mg/L	0.1	0.098	98	80-120	
Barium	mg/L	0.1	0.096	96	80-120	
Beryllium	mg/L	0.1	0.10	102	80-120	
Boron	mg/L	1	1.0	102	80-120	
Cadmium	mg/L	0.1	0.097	97	80-120	
Chromium	mg/L	0.1	0.098	98	80-120	
Cobalt	mg/L	0.1	0.097	97	80-120	
Lead	mg/L	0.1	0.10	100	80-120	
Lithium	mg/L	0.1	0.11	105	80-120	
Molybdenum	mg/L	0.1	0.10	101	80-120	
Selenium	mg/L	0.1	0.098	98	80-120	
Thallium	mg/L	0.1	0.096	96	80-120	

MATRIX SPIKE & MATRIX SPIKE DUPLICATE: 4521512 4521513

Parameter	Units	92748119003 Result	MS Spike Conc.	MSD Spike Conc.	MS Result	MSD Result	MS % Rec	MSD % Rec	% Rec Limits	RPD	Max RPD	Qual
Antimony	mg/L	ND	0.1	0.1	0.097	0.098	97	98	75-125	1	20	
Arsenic	mg/L	0.0013J	0.1	0.1	0.099	0.099	97	98	75-125	1	20	

Results presented on this page are in the units indicated by the "Units" column except where an alternate unit is presented to the right of the result.

REPORT OF LABORATORY ANALYSIS

This report shall not be reproduced, except in full,
without the written consent of Pace Analytical Services, LLC.

Pace Analytical Services, LLC
9800 Kincey Ave. Suite 100
Huntersville, NC 28078
(704)875-9092

QUALITY CONTROL DATA

Project: Hammond AP-1 (CA)-20240812
Pace Project No.: 92748254

MATRIX SPIKE & MATRIX SPIKE DUPLICATE: 4521512 4521513

Parameter	Units	92748119003 Result	MS Spike Conc.	MSD Spike Conc.	MS Result	MSD Result	MS % Rec	MSD % Rec	% Rec Limits	RPD	Max RPD	Qual
Barium	mg/L	0.041	0.1	0.1	0.13	0.13	93	93	75-125	0	20	
Beryllium	mg/L	ND	0.1	0.1	0.10	0.10	100	100	75-125	0	20	
Boron	mg/L	0.35	1	1	1.3	1.3	99	97	75-125	1	20	
Cadmium	mg/L	ND	0.1	0.1	0.094	0.095	94	95	75-125	2	20	
Chromium	mg/L	ND	0.1	0.1	0.098	0.098	97	98	75-125	0	20	
Cobalt	mg/L	ND	0.1	0.1	0.093	0.095	93	95	75-125	2	20	
Lead	mg/L	ND	0.1	0.1	0.094	0.096	94	96	75-125	2	20	
Lithium	mg/L	ND	0.1	0.1	0.10	0.10	103	104	75-125	2	20	
Molybdenum	mg/L	ND	0.1	0.1	0.098	0.098	98	98	75-125	0	20	
Selenium	mg/L	ND	0.1	0.1	0.096	0.097	95	96	75-125	1	20	
Thallium	mg/L	ND	0.1	0.1	0.092	0.093	91	93	75-125	2	20	

Results presented on this page are in the units indicated by the "Units" column except where an alternate unit is presented to the right of the result.

This report shall not be reproduced, except in full,
without the written consent of Pace Analytical Services, LLC.

Pace Analytical Services, LLC
9800 Kincey Ave. Suite 100
Huntersville, NC 28078
(704)875-9092

QUALITY CONTROL DATA

Project: Hammond AP-1 (CA)-20240812
Pace Project No.: 92748254

QC Batch: 878757
QC Batch Method: EPA 3005A
Analysis Method: EPA 6020B
Analysis Description: 6020 MET
Laboratory: Pace Analytical Services - Peachtree Corners, GA
Associated Lab Samples: 92748254005, 92748254006

METHOD BLANK: 4526083 Matrix: Water
Associated Lab Samples: 92748254005, 92748254006

Parameter	Units	Blank Result	Reporting Limit	MDL	Analyzed	Qualifiers
Antimony	mg/L	ND	0.0030	0.00054	08/28/24 16:12	
Arsenic	mg/L	ND	0.0050	0.00084	08/28/24 16:12	
Barium	mg/L	ND	0.0050	0.00047	08/28/24 16:12	
Beryllium	mg/L	ND	0.00050	0.000094	08/28/24 16:12	
Boron	mg/L	ND	0.040	0.012	08/28/24 16:12	
Cadmium	mg/L	ND	0.00050	0.00010	08/28/24 16:12	
Chromium	mg/L	ND	0.0050	0.0019	08/28/24 16:12	
Cobalt	mg/L	ND	0.0050	0.00032	08/28/24 16:12	
Lead	mg/L	ND	0.0010	0.00016	08/28/24 16:12	
Lithium	mg/L	ND	0.030	0.0016	08/28/24 16:12	
Molybdenum	mg/L	ND	0.010	0.00062	08/28/24 16:12	
Selenium	mg/L	ND	0.0050	0.00096	08/28/24 16:12	
Thallium	mg/L	ND	0.0010	0.00038	08/28/24 16:12	

LABORATORY CONTROL SAMPLE: 4526084

Parameter	Units	Spike Conc.	LCS Result	LCS % Rec	% Rec Limits	Qualifiers
Antimony	mg/L	0.1	0.11	106	80-120	
Arsenic	mg/L	0.1	0.099	99	80-120	
Barium	mg/L	0.1	0.11	107	80-120	
Beryllium	mg/L	0.1	0.10	101	80-120	
Boron	mg/L	1	1.1	111	80-120	
Cadmium	mg/L	0.1	0.10	102	80-120	
Chromium	mg/L	0.1	0.10	102	80-120	
Cobalt	mg/L	0.1	0.098	98	80-120	
Lead	mg/L	0.1	0.10	103	80-120	
Lithium	mg/L	0.1	0.11	107	80-120	
Molybdenum	mg/L	0.1	0.11	110	80-120	
Selenium	mg/L	0.1	0.10	102	80-120	
Thallium	mg/L	0.1	0.099	99	80-120	

MATRIX SPIKE & MATRIX SPIKE DUPLICATE: 4526085 4526086

Parameter	Units	92749319036 Result	MS Spike Conc.	MSD Spike Conc.	MS Result	MSD Result	MS % Rec	MSD % Rec	% Rec Limits	RPD	Max RPD	Qual
Antimony	mg/L	ND	0.1	0.1	0.11	0.10	109	104	75-125	4	20	
Arsenic	mg/L	ND	0.1	0.1	0.10	0.10	101	101	75-125	0	20	

Results presented on this page are in the units indicated by the "Units" column except where an alternate unit is presented to the right of the result.

REPORT OF LABORATORY ANALYSIS

This report shall not be reproduced, except in full,
without the written consent of Pace Analytical Services, LLC.

Pace Analytical Services, LLC
9800 Kincey Ave. Suite 100
Huntersville, NC 28078
(704)875-9092

QUALITY CONTROL DATA

Project: Hammond AP-1 (CA)-20240812
Pace Project No.: 92748254

MATRIX SPIKE & MATRIX SPIKE DUPLICATE: 4526085 4526086

Parameter	Units	92749319036 Result	MS Spike Conc.	MSD Spike Conc.	MS Result	MSD Result	MS % Rec	MSD % Rec	% Rec Limits	RPD	Max RPD	Qual
Barium	mg/L	25.1 ug/L	0.1	0.1	0.14	0.13	110	108	75-125	2	20	
Beryllium	mg/L	ND	0.1	0.1	0.11	0.099	105	99	75-125	6	20	
Boron	mg/L	ND	1	1	1.1	1.1	105	105	75-125	0	20	
Cadmium	mg/L	ND	0.1	0.1	0.10	0.10	104	100	75-125	5	20	
Chromium	mg/L	ND	0.1	0.1	0.10	0.10	101	102	75-125	1	20	
Cobalt	mg/L	ND	0.1	0.1	0.10	0.10	100	101	75-125	1	20	
Lead	mg/L	ND	0.1	0.1	0.10	0.10	100	100	75-125	1	20	
Lithium	mg/L	ND	0.1	0.1	0.10	0.10	104	100	75-125	4	20	
Molybdenum	mg/L	ND	0.1	0.1	0.11	0.11	109	107	75-125	3	20	
Selenium	mg/L	ND	0.1	0.1	0.10	0.099	103	98	75-125	5	20	
Thallium	mg/L	ND	0.1	0.1	0.095	0.096	95	96	75-125	1	20	

Results presented on this page are in the units indicated by the "Units" column except where an alternate unit is presented to the right of the result.

This report shall not be reproduced, except in full,
without the written consent of Pace Analytical Services, LLC.

Pace Analytical Services, LLC
9800 Kincey Ave. Suite 100
Huntersville, NC 28078
(704)875-9092

QUALITY CONTROL DATA

Project: Hammond AP-1 (CA)-20240812
Pace Project No.: 92748254

QC Batch: 878334
QC Batch Method: EPA 7470A
Analysis Method: EPA 7470A
Analysis Description: 7470 Mercury
Laboratory: Pace Analytical Services - Peachtree Corners, GA
Associated Lab Samples: 92748254001, 92748254002, 92748254003, 92748254004, 92748254005, 92748254006, 92748254007

METHOD BLANK: 4524107
Matrix: Water
Associated Lab Samples: 92748254001, 92748254002, 92748254003, 92748254004, 92748254005, 92748254006, 92748254007

Parameter	Units	Blank Result	Reporting Limit	MDL	Analyzed	Qualifiers
Mercury	mg/L	ND	0.00020	0.00013	08/27/24 13:22	

LABORATORY CONTROL SAMPLE: 4524108

Parameter	Units	Spike Conc.	LCS Result	LCS % Rec	% Rec Limits	Qualifiers
Mercury	mg/L	0.0025	0.0027	109	80-120	

MATRIX SPIKE & MATRIX SPIKE DUPLICATE: 4524109 4524110

Parameter	Units	92748048013 Result	MS Spike Conc.	MSD Spike Conc.	MS Result	MSD Result	MS % Rec	MSD % Rec	% Rec Limits	RPD	Max RPD	Qual
Mercury	mg/L	ND	0.0025	0.0025	0.0024	0.0023	93	91	75-125	2	20	

Results presented on this page are in the units indicated by the "Units" column except where an alternate unit is presented to the right of the result.

This report shall not be reproduced, except in full,
without the written consent of Pace Analytical Services, LLC.

Pace Analytical Services, LLC
9800 Kincey Ave. Suite 100
Huntersville, NC 28078
(704)875-9092

QUALITY CONTROL DATA

Project: Hammond AP-1 (CA)-20240812
Pace Project No.: 92748254

QC Batch: 877174
QC Batch Method: SM 2540C-2015
Analysis Method: SM 2540C-2015
Analysis Description: 2540C Total Dissolved Solids
Laboratory: Pace Analytical Services - Peachtree Corners, GA
Associated Lab Samples: 92748254001, 92748254002, 92748254003, 92748254004

METHOD BLANK: 4518022 Matrix: Water
Associated Lab Samples: 92748254001, 92748254002, 92748254003, 92748254004

Parameter	Units	Blank Result	Reporting Limit	MDL	Analyzed	Qualifiers
Total Dissolved Solids	mg/L	ND	25.0	25.0	08/21/24 16:23	

LABORATORY CONTROL SAMPLE: 4518023

Parameter	Units	Spike Conc.	LCS Result	LCS % Rec	% Rec Limits	Qualifiers
Total Dissolved Solids	mg/L	400	392	98	80-120	

SAMPLE DUPLICATE: 4518024

Parameter	Units	92748019001 Result	Dup Result	RPD	Max RPD	Qualifiers
Total Dissolved Solids	mg/L	373	350	6	10	

SAMPLE DUPLICATE: 4518025

Parameter	Units	92748119002 Result	Dup Result	RPD	Max RPD	Qualifiers
Total Dissolved Solids	mg/L	245	255	4	10	

Results presented on this page are in the units indicated by the "Units" column except where an alternate unit is presented to the right of the result.

This report shall not be reproduced, except in full,
without the written consent of Pace Analytical Services, LLC.

Pace Analytical Services, LLC
9800 Kincey Ave. Suite 100
Huntersville, NC 28078
(704)875-9092

QUALITY CONTROL DATA

Project: Hammond AP-1 (CA)-20240812
Pace Project No.: 92748254

QC Batch: 877482
QC Batch Method: SM 2540C-2015
Analysis Method: SM 2540C-2015
Analysis Description: 2540C Total Dissolved Solids
Laboratory: Pace Analytical Services - Peachtree Corners, GA
Associated Lab Samples: 92748254005, 92748254006, 92748254007

METHOD BLANK: 4519828 Matrix: Water
Associated Lab Samples: 92748254005, 92748254006, 92748254007

Parameter	Units	Blank Result	Reporting Limit	MDL	Analyzed	Qualifiers
Total Dissolved Solids	mg/L	ND	25.0	25.0	08/22/24 16:13	

LABORATORY CONTROL SAMPLE: 4519829

Parameter	Units	Spike Conc.	LCS Result	LCS % Rec	% Rec Limits	Qualifiers
Total Dissolved Solids	mg/L	400	343	86	80-120	

SAMPLE DUPLICATE: 4519830

Parameter	Units	92748251006 Result	Dup Result	RPD	Max RPD	Qualifiers
Total Dissolved Solids	mg/L	1290	1270	1	10	

SAMPLE DUPLICATE: 4519831

Parameter	Units	92748515001 Result	Dup Result	RPD	Max RPD	Qualifiers
Total Dissolved Solids	mg/L	160	176	10	10	

Results presented on this page are in the units indicated by the "Units" column except where an alternate unit is presented to the right of the result.

This report shall not be reproduced, except in full,
without the written consent of Pace Analytical Services, LLC.

Pace Analytical Services, LLC
9800 Kincey Ave. Suite 100
Huntersville, NC 28078
(704)875-9092

QUALITY CONTROL DATA

Project: Hammond AP-1 (CA)-20240812
Pace Project No.: 92748254

QC Batch: 876583
QC Batch Method: SM 2320B-2011
Analysis Method: SM 2320B-2011
Analysis Description: 2320B Alkalinity
Laboratory: Pace Analytical Services - Asheville
Associated Lab Samples: 92748254001, 92748254002, 92748254003, 92748254004

METHOD BLANK: 4515214 Matrix: Water
Associated Lab Samples: 92748254001, 92748254002, 92748254003, 92748254004

Parameter	Units	Blank Result	Reporting Limit	MDL	Analyzed	Qualifiers
Alkalinity, Total as CaCO3	mg/L	ND	5.0	5.0	08/19/24 12:19	
Alkalinity,Bicarbonate (CaCO3)	mg/L	ND	5.0	5.0	08/19/24 12:19	
Alkalinity,Carbonate (CaCO3)	mg/L	ND	5.0	5.0	08/19/24 12:19	

LABORATORY CONTROL SAMPLE: 4515215

Parameter	Units	Spike Conc.	LCS Result	LCS % Rec	% Rec Limits	Qualifiers
Alkalinity, Total as CaCO3	mg/L	50	52.1	104	80-120	

LABORATORY CONTROL SAMPLE: 4515216

Parameter	Units	Spike Conc.	LCS Result	LCS % Rec	% Rec Limits	Qualifiers
Alkalinity, Total as CaCO3	mg/L	50	53.1	106	80-120	

MATRIX SPIKE & MATRIX SPIKE DUPLICATE: 4515217 4515218

Parameter	Units	92748115002 Result	MS Spike Conc.	MSD Spike Conc.	MS Result	MSD Result	MS % Rec	MSD % Rec	% Rec Limits	RPD	Max RPD	Qual
Alkalinity, Total as CaCO3	mg/L	25.9	50	50	75.6	75.2	99	99	80-120	0	25	

MATRIX SPIKE & MATRIX SPIKE DUPLICATE: 4515219 4515220

Parameter	Units	92748115004 Result	MS Spike Conc.	MSD Spike Conc.	MS Result	MSD Result	MS % Rec	MSD % Rec	% Rec Limits	RPD	Max RPD	Qual
Alkalinity, Total as CaCO3	mg/L	25.4	50	50	71.8	79.2	93	108	80-120	10	25	

Results presented on this page are in the units indicated by the "Units" column except where an alternate unit is presented to the right of the result.

This report shall not be reproduced, except in full,
without the written consent of Pace Analytical Services, LLC.

Pace Analytical Services, LLC
9800 Kincey Ave. Suite 100
Huntersville, NC 28078
(704)875-9092

QUALITY CONTROL DATA

Project: Hammond AP-1 (CA)-20240812
Pace Project No.: 92748254

QC Batch: 877163
QC Batch Method: SM 2320B-2011
Analysis Method: SM 2320B-2011
Analysis Description: 2320B Alkalinity
Laboratory: Pace Analytical Services - Asheville
Associated Lab Samples: 92748254005, 92748254006, 92748254007

METHOD BLANK: 4517979 Matrix: Water
Associated Lab Samples: 92748254005, 92748254006, 92748254007

Parameter	Units	Blank Result	Reporting Limit	MDL	Analyzed	Qualifiers
Alkalinity, Total as CaCO3	mg/L	ND	5.0	5.0	08/21/24 17:18	
Alkalinity,Bicarbonate (CaCO3)	mg/L	ND	5.0	5.0	08/21/24 17:18	
Alkalinity,Carbonate (CaCO3)	mg/L	ND	5.0	5.0	08/21/24 17:18	

LABORATORY CONTROL SAMPLE: 4517980

Parameter	Units	Spike Conc.	LCS Result	LCS % Rec	% Rec Limits	Qualifiers
Alkalinity, Total as CaCO3	mg/L	50	51.6	103	80-120	

LABORATORY CONTROL SAMPLE: 4517981

Parameter	Units	Spike Conc.	LCS Result	LCS % Rec	% Rec Limits	Qualifiers
Alkalinity, Total as CaCO3	mg/L	50	52.6	105	80-120	

MATRIX SPIKE & MATRIX SPIKE DUPLICATE: 4517982 4517983

Parameter	Units	92748629001 Result	MS Spike Conc.	MSD Spike Conc.	MS Result	MSD Result	MS % Rec	MSD % Rec	% Rec Limits	RPD	Max RPD	Qual
Alkalinity, Total as CaCO3	mg/L	ND	50	50	ND	ND	7	9	80-120		25	M1

MATRIX SPIKE & MATRIX SPIKE DUPLICATE: 4517984 4517985

Parameter	Units	92748455001 Result	MS Spike Conc.	MSD Spike Conc.	MS Result	MSD Result	MS % Rec	MSD % Rec	% Rec Limits	RPD	Max RPD	Qual
Alkalinity, Total as CaCO3	mg/L	22.5	50	50	71.9	71.9	99	99	80-120	0	25	

Results presented on this page are in the units indicated by the "Units" column except where an alternate unit is presented to the right of the result.

REPORT OF LABORATORY ANALYSIS

This report shall not be reproduced, except in full,
without the written consent of Pace Analytical Services, LLC.

Pace Analytical Services, LLC
9800 Kincey Ave. Suite 100
Huntersville, NC 28078
(704)875-9092

QUALITY CONTROL DATA

Project: Hammond AP-1 (CA)-20240812
Pace Project No.: 92748254

QC Batch: 876390
QC Batch Method: SM 4500-S2D-2011
Analysis Method: SM 4500-S2D-2011
Analysis Description: 4500S2D Sulfide Water
Laboratory: Pace Analytical Services - Asheville
Associated Lab Samples: 92748254001, 92748254002, 92748254003, 92748254004, 92748254005, 92748254006, 92748254007

METHOD BLANK: 4514671
Matrix: Water
Associated Lab Samples: 92748254001, 92748254002, 92748254003, 92748254004, 92748254005, 92748254006, 92748254007

Parameter	Units	Blank Result	Reporting Limit	MDL	Analyzed	Qualifiers
Sulfide	mg/L	ND	0.10	0.022	08/17/24 04:24	

LABORATORY CONTROL SAMPLE: 4514672

Parameter	Units	Spike Conc.	LCS Result	LCS % Rec	% Rec Limits	Qualifiers
Sulfide	mg/L	0.5	0.51	102	80-120	

MATRIX SPIKE & MATRIX SPIKE DUPLICATE: 4514673 4514674

Parameter	Units	92748254001 Result	MS Spike Conc.	MSD Spike Conc.	MS Result	MSD Result	MS % Rec	MSD % Rec	% Rec Limits	RPD	Max RPD	Qual
Sulfide	mg/L	ND	0.5	0.5	0.49	0.50	98	100	80-120	3	10	

MATRIX SPIKE & MATRIX SPIKE DUPLICATE: 4514675 4514676

Parameter	Units	92748251006 Result	MS Spike Conc.	MSD Spike Conc.	MS Result	MSD Result	MS % Rec	MSD % Rec	% Rec Limits	RPD	Max RPD	Qual
Sulfide	mg/L	ND	0.5	0.5	0.48	0.51	95	102	80-120	6	10	

Results presented on this page are in the units indicated by the "Units" column except where an alternate unit is presented to the right of the result.

This report shall not be reproduced, except in full,
without the written consent of Pace Analytical Services, LLC.

Pace Analytical Services, LLC
9800 Kincey Ave. Suite 100
Huntersville, NC 28078
(704)875-9092

QUALITY CONTROL DATA

Project: Hammond AP-1 (CA)-20240812
Pace Project No.: 92748254

QC Batch: 876425
QC Batch Method: EPA 300.0 Rev 2.1 1993
Analysis Method: EPA 300.0 Rev 2.1 1993
Analysis Description: 300.0 IC Anions
Laboratory: Pace Analytical Services - Asheville
Associated Lab Samples: 92748254001, 92748254002, 92748254003, 92748254004, 92748254005, 92748254006, 92748254007

METHOD BLANK: 4514777 Matrix: Water
Associated Lab Samples: 92748254001, 92748254002, 92748254003, 92748254004, 92748254005, 92748254006, 92748254007

Parameter	Units	Blank Result	Reporting Limit	MDL	Analyzed	Qualifiers
Chloride	mg/L	ND	1.0	0.60	08/17/24 12:54	
Fluoride	mg/L	ND	0.10	0.050	08/17/24 12:54	
Sulfate	mg/L	ND	1.0	0.50	08/17/24 12:54	

LABORATORY CONTROL SAMPLE: 4514778

Parameter	Units	Spike Conc.	LCS Result	LCS % Rec	% Rec Limits	Qualifiers
Chloride	mg/L	50	50.2	100	90-110	
Fluoride	mg/L	2.5	2.5	101	90-110	
Sulfate	mg/L	50	50.2	100	90-110	

MATRIX SPIKE & MATRIX SPIKE DUPLICATE: 4514779 4514780

Parameter	Units	92746783031 Result	MS Spike Conc.	MSD Spike Conc.	MS Result	MSD Result	MS % Rec	MSD % Rec	% Rec Limits	RPD	Max RPD	Qual
Chloride	mg/L	3.6	50	50	51.8	57.7	96	108	90-110	11	10	R1
Fluoride	mg/L	ND	2.5	2.5	2.3	2.6	93	105	90-110	13	10	R1
Sulfate	mg/L	7.5	50	50	55.7	61.7	96	109	90-110	10	10	

MATRIX SPIKE & MATRIX SPIKE DUPLICATE: 4514781 4514782

Parameter	Units	92748251008 Result	MS Spike Conc.	MSD Spike Conc.	MS Result	MSD Result	MS % Rec	MSD % Rec	% Rec Limits	RPD	Max RPD	Qual
Chloride	mg/L	ND	50	50	49.4	51.7	99	103	90-110	5	10	
Fluoride	mg/L	ND	2.5	2.5	2.5	2.6	100	103	90-110	2	10	
Sulfate	mg/L	ND	50	50	49.3	51.5	99	103	90-110	4	10	

Results presented on this page are in the units indicated by the "Units" column except where an alternate unit is presented to the right of the result.

This report shall not be reproduced, except in full,
without the written consent of Pace Analytical Services, LLC.

Pace Analytical Services, LLC
9800 Kincey Ave. Suite 100
Huntersville, NC 28078
(704)875-9092

QUALIFIERS

Project: Hammond AP-1 (CA)-20240812
Pace Project No.: 92748254

DEFINITIONS

DF - Dilution Factor, if reported, represents the factor applied to the reported data due to dilution of the sample aliquot.

ND - Not Detected at or above adjusted reporting limit.

TNTC - Too Numerous To Count

J - Estimated concentration above the adjusted method detection limit and below the adjusted reporting limit.

MDL - Adjusted Method Detection Limit.

PQL - Practical Quantitation Limit.

RL - Reporting Limit - The lowest concentration value that meets project requirements for quantitative data with known precision and bias for a specific analyte in a specific matrix.

S - Surrogate

1,2-Diphenylhydrazine decomposes to and cannot be separated from Azobenzene using Method 8270. The result for each analyte is a combined concentration.

Consistent with EPA guidelines, unrounded data are displayed and have been used to calculate % recovery and RPD values.

LCS(D) - Laboratory Control Sample (Duplicate)

MS(D) - Matrix Spike (Duplicate)

DUP - Sample Duplicate

RPD - Relative Percent Difference

NC - Not Calculable.

SG - Silica Gel - Clean-Up

U - Indicates the compound was analyzed for, but not detected.

Acid preservation may not be appropriate for 2 Chloroethylvinyl ether.

A separate vial preserved to a pH of 4-5 is recommended in SW846 Chapter 4 for the analysis of Acrolein and Acrylonitrile by EPA Method 8260.

N-Nitrosodiphenylamine decomposes and cannot be separated from Diphenylamine using Method 8270. The result reported for each analyte is a combined concentration.

Reported results are not rounded until the final step prior to reporting. Therefore, calculated parameters that are typically reported as "Total" may vary slightly from the sum of the reported component parameters.

Pace Analytical is TNI accredited. Contact your Pace PM for the current list of accredited analytes.

TNI - The NELAC Institute.

ANALYTE QUALIFIERS

M1	Matrix spike recovery exceeded QC limits. Batch accepted based on laboratory control sample (LCS) recovery.
R1	RPD value was outside control limits.

This report shall not be reproduced, except in full,
without the written consent of Pace Analytical Services, LLC.

Pace Analytical Services, LLC
9800 Kincey Ave. Suite 100
Huntersville, NC 28078
(704)875-9092

QUALITY CONTROL DATA CROSS REFERENCE TABLE

Project: Hammond AP-1 (CA)-20240812
Pace Project No.: 92748254

Lab ID	Sample ID	QC Batch Method	QC Batch	Analytical Method	Analytical Batch
92748254001	**HAM-PT-07**	EPA 3010A	877559	EPA 6010D	877624
92748254002	**HAM-PT-08**	EPA 3010A	878059	EPA 6010D	878092
92748254003	**HAM-PT-13**	EPA 3010A	878059	EPA 6010D	878092
92748254004	**HAM-PT-15**	EPA 3010A	878059	EPA 6010D	878092
92748254005	**HAM-AP1-FB-01**	EPA 3010A	878059	EPA 6010D	878092
92748254006	**HAM-AP1-EB-01**	EPA 3010A	878059	EPA 6010D	878092
92748254007	**HAM-AP1-FD-01**	EPA 3010A	878059	EPA 6010D	878092
92748254001	**HAM-PT-07**	EPA 3005A	877798	EPA 6020B	877921
92748254002	**HAM-PT-08**	EPA 3005A	877798	EPA 6020B	877921
92748254003	**HAM-PT-13**	EPA 3005A	877798	EPA 6020B	877921
92748254004	**HAM-PT-15**	EPA 3005A	877798	EPA 6020B	877921
92748254005	**HAM-AP1-FB-01**	EPA 3005A	878757	EPA 6020B	878909
92748254006	**HAM-AP1-EB-01**	EPA 3005A	878757	EPA 6020B	878909
92748254007	**HAM-AP1-FD-01**	EPA 3005A	877798	EPA 6020B	877921
92748254001	**HAM-PT-07**	EPA 7470A	878334	EPA 7470A	878506
92748254002	**HAM-PT-08**	EPA 7470A	878334	EPA 7470A	878506
92748254003	**HAM-PT-13**	EPA 7470A	878334	EPA 7470A	878506
92748254004	**HAM-PT-15**	EPA 7470A	878334	EPA 7470A	878506
92748254005	**HAM-AP1-FB-01**	EPA 7470A	878334	EPA 7470A	878506
92748254006	**HAM-AP1-EB-01**	EPA 7470A	878334	EPA 7470A	878506
92748254007	**HAM-AP1-FD-01**	EPA 7470A	878334	EPA 7470A	878506
92748254001	**HAM-PT-07**	SM 2540C-2015	877174		
92748254002	**HAM-PT-08**	SM 2540C-2015	877174		
92748254003	**HAM-PT-13**	SM 2540C-2015	877174		
92748254004	**HAM-PT-15**	SM 2540C-2015	877174		
92748254005	**HAM-AP1-FB-01**	SM 2540C-2015	877482		
92748254006	**HAM-AP1-EB-01**	SM 2540C-2015	877482		
92748254007	**HAM-AP1-FD-01**	SM 2540C-2015	877482		
92748254001	**HAM-PT-07**	SM 2320B-2011	876583		
92748254002	**HAM-PT-08**	SM 2320B-2011	876583		
92748254003	**HAM-PT-13**	SM 2320B-2011	876583		
92748254004	**HAM-PT-15**	SM 2320B-2011	876583		
92748254005	**HAM-AP1-FB-01**	SM 2320B-2011	877163		
92748254006	**HAM-AP1-EB-01**	SM 2320B-2011	877163		
92748254007	**HAM-AP1-FD-01**	SM 2320B-2011	877163		
92748254001	**HAM-PT-07**	SM 4500-S2D-2011	876390		
92748254002	**HAM-PT-08**	SM 4500-S2D-2011	876390		
92748254003	**HAM-PT-13**	SM 4500-S2D-2011	876390		
92748254004	**HAM-PT-15**	SM 4500-S2D-2011	876390		
92748254005	**HAM-AP1-FB-01**	SM 4500-S2D-2011	876390		
92748254006	**HAM-AP1-EB-01**	SM 4500-S2D-2011	876390		
92748254007	**HAM-AP1-FD-01**	SM 4500-S2D-2011	876390		
92748254001	**HAM-PT-07**	EPA 300.0 Rev 2.1 1993	876425		

This report shall not be reproduced, except in full,
without the written consent of Pace Analytical Services, LLC.

Pace Analytical Services, LLC
9800 Kincey Ave. Suite 100
Huntersville, NC 28078
(704)875-9092

QUALITY CONTROL DATA CROSS REFERENCE TABLE

Project: Hammond AP-1 (CA)-20240812
Pace Project No.: 92748254

Lab ID	Sample ID	QC Batch Method	QC Batch	Analytical Method	Analytical Batch
92748254002	**HAM-PT-08**	EPA 300.0 Rev 2.1 1993	876425		
92748254003	**HAM-PT-13**	EPA 300.0 Rev 2.1 1993	876425		
92748254004	**HAM-PT-15**	EPA 300.0 Rev 2.1 1993	876425		
92748254005	**HAM-AP1-FB-01**	EPA 300.0 Rev 2.1 1993	876425		
92748254006	**HAM-AP1-EB-01**	EPA 300.0 Rev 2.1 1993	876425		
92748254007	**HAM-AP1-FD-01**	EPA 300.0 Rev 2.1 1993	876425		

This report shall not be reproduced, except in full,
without the written consent of Pace Analytical Services, LLC.

Pace

Effective Date: 05/24/2024

Laboratory receiving samples:
Asheville ☐ Eden ☐ Greenwood ☐ Huntersville ☐ Raleigh ☐ Mechanicsville ☐ Atlanta ☑ Kernersville ☐

Sample Condition Upon Receipt

Client Name: GA Power Geosyntec

Project #:

WO# : 92748254

92748254

Courier: ☐ Commercial ☐ Fed Ex ☐ UPS ☐ USPS ☐ Client ☐ Pace ☐ Other:____

Custody Seal Present? ☑ Yes ☐ No Seals Intact? ☐ Yes ☐ No ☐ N/A

Date/Initials Person Examining Contents: 8/16/24 DW

Packing Material: ☑ Bubble Wrap ☐ Bubble Bags ☐ None ☐ Other

Biological Tissue Frozen? ☐ Yes ☐ No ☑ N/A

Thermometer: ☐ IR Gun ID: 23U

Type of Ice: ☑ Wet ☐ Blue ☐ None

Cooler Temp: 4.0 Correction Factor: Add/Subtract (°C) 0

Temp should be above freezing to 6°C
☐ Samples out of temp criteria. Samples on ice, cooling process has begun

Cooler Temp Corrected (°C): 4.0

USDA Regulated Soil (☐ N/A, water sample)
Did samples originate in a quarantine zone within the United States: CA, NY, or SC (check maps)? ☐ Yes ☐ No

Did samples originate from a foreign source (internationally, including Hawaii and Puerto Rico)? ☐ Yes ☐ No

				Comments/Discrepancy:
Chain of Custody Present?	☑ Yes	☐ No	☐ N/A	1.
Samples Arrived within Hold Time?	☑ Yes	☐ No	☐ N/A	2.
Short Hold Time Analysis (<72 hr.)?	☑ Yes	☐ No	☐ N/A	3.
Rush Turn Around Time Requested?	☐ Yes	☑ No	☐ N/A	4.
Sufficient Volume?	☑ Yes	☐ No	☐ N/A	5.
Correct Containers Used?	☑ Yes	☐ No	☐ N/A	6.
-Pace Containers Used?	☑ Yes	☐ No	☐ N/A	
Containers Intact?	☑ Yes	☐ No	☐ N/A	7.
Dissolved analysis: Samples Field Filtered?	☐ Yes	☑ No	☐ N/A	8.
Sample Labels Match COC? -Includes Date/Time/ID/Analysis Matrix: WG WQ	☑ Yes	☐ No	☐ N/A	9.
Headspace in VOA Vials (>5-6mm)?	☐ Yes	☐ No	☑ N/A	10.
Trip Blank Present?	☐ Yes	☐ No	☑ N/A	11.
Trip Blank Custody Seals Present?	☐ Yes	☐ No	☑ N/A	

Field Data Required? ☐ Yes ☐ No

COMMENTS/SAMPLE DISCREPANCY

Lot ID of split containers:

CLIENT NOTIFICATION/RESOLUTION

Person contacted: Date/Time:

Project Manager SCURF Review: Date:

Project Manager SRF Review: Date:

Qualtrax ID: 69614

DC#_Title: ENV-FRM-HUN1-0083 v05_Sample Condition Upon Receipt

Effective Date: 05/24/2024

WO#: 92748254

PM: BV Due Date: 08/30/24

CLIENT: 92- GP-HAM

*Check mark top half of box if pH and/or dechlorination is verified and within the acceptance range for preservation samples.

Exceptions: VOA, Coliform, TOC, Oil and Grease, DRO/8015 (water) DOC, LLHg

**Bottom half of box is to list number of bottles

***Check all unpreserved Nitrates for chlorine

Project #

Laboratory Receiving Location: Asheville ☐ Eden ☐ Greenwood ☐ Huntersville ☐ Raleigh ☐ Mechanicsville ☐ Atlanta ☑ Kernersville ☐

Client GA Power Profile/EZ (Circle one) 10837 Notes

Item#	BP4U-125 mL Plastic Unpreserved (N/A) (Cl-)	BP3U-250 mL Plastic Unpreserved (N/A)	BP2U-500 mL Plastic Unpreserved (N/A)	BP1U-1 liter Plastic Unpreserved (N/A)		BP4S-125 mL Plastic H2SO4 (pH < 2) (Cl-)	BP3N-250 mL plastic HNO3 (pH < 2)	BP4Z-125 mL Plastic ZN Acetate & NaOH (>9)	BP4B-125 mL Plastic NaOH (pH > 12) (Cl-)	WGFU-Wide-mouthed Glass jar Unpreserved	AG1U-1 liter Amber Unpreserved (N/A) (Cl-)	AG1H-1 liter Amber HCl (pH < 2)	AG3U-250 mL Amber Unpreserved (N/A) (Cl-)	AG1S-1 liter Amber H2SO4 (pH < 2)	AG3S-250 mL Amber H2SO4 (pH < 2)	DG9A-40 mL Amber NH4Cl (N/A)(Cl-)	DG9H-40 mL VOA HCl (N/A)	VG9T-40 mL VOA Na2S2O3 (N/A)	VG9U-40 mL VOA Unpreserved (N/A)	DG9V-40 mL VOA H3PO4 (N/A)	KP7U-50 mL Plastic Unpreserved (N/A)	V/GK (3 vials per kit)-VPH/Gas kit (N/A)	SP5T-125 mL Sterile Plastic (N/A – lab)	SP2T-250 mL Sterile Plastic (N/A – lab)		BP3R-250 mL Plastic (NH2)2SO4 (9.3-9.7)	AG0U-100 mL Amber Unpreserved (N/A) (Cl-)	VSGU-20 mL Scintillation vials (N/A)
CC																												
1		2	1				1 ✓	i ✓																				
2		2	1				1 ✓	1 ✓																				
3		2	1				1 ✓	1 ✓																				
4		2	1				1 ✓	1 ✓																				
5		2	1				1 ✓	1 ✓																				
6		2	1				1 ✓	1 ✓																				
7		2	1				i ✓	1 ✓																				
8																												
9																												
10																												
11																												
12																												

pH Adjustment Log for Preserved Samples

Sample ID	Type of Preservative	pH upon receipt	Date preservation adjusted	Time preservation adjusted	Amount of Preservative added	Lot #

Note: Whenever there is a discrepancy affecting North Carolina compliance samples, a copy of this form will be sent to the North Carolina DENR Certification Office (i.e. Out of hold, incorrect preservative, out of temp, incorrect containers.

Qualtrax ID: 69614

WO#: 92748254

PM: BV **Due Date: 08/30/24**

CLIENT: 92- GP-HAM

Pace Analytical

www.pacelabs.com

CHAIN-OF-CUSTODY / Analytical Request Document

The Chain-of-Custody is a LEGAL DOCUMENT. All relevant fields must be completed accurately.

Page: 1 of 1

Section A Required Client Information:

Company:	GA Power
Address:	Atlanta, GA
Email To:	SCS Contacts
Phone:	Fax:
Requested Due Date/TAT:	10 day

Section B Required Project Information:

Report To:	SCS Contacts
Copy To:	Geosyntec Contacts
Purchase Order No.:	GPC82474-0001
Project Name:	Hammond AP-1
Project Number:	

Section C Invoice Information:

Attention:	Southern Co.
Company Name:	
Address:	
Pace Quote Reference:	
Pace Project Manager:	Bonnie Vang
Pace Profile #:	10839

REGULATORY AGENCY

NPDES GROUND WATER DRINKING WATER

UST RCRA OTHER CCR

Site Location STATE: GA

Requested Analysis Filtered (Y/N)

ITEM #	Section D Required Client Information: SAMPLE ID (A-Z, 0-9 / -) Sample IDs MUST BE UNIQUE	MATRIX CODE (see valid codes below)	SAMPLE TYPE (G=GRAB C=COMP)	COLLECTED COMPOSITE DATE	COLLECTED COMPOSITE TIME	COLLECTED COMPOSITE END/GRAB DATE	COLLECTED COMPOSITE END/GRAB TIME	SAMPLE TEMP AT COLLECTION	# OF CONTAINERS Unpreserved	H_2SO_4	HNO_3	HCl	NaOH	$Na_2S_2O_3$	Methanol	Other	Analysis Test Y/N	Chloride, Fluoride, Sulfate	Full App. III and IV metals	Major Ions (Profile 10835-2)	TDS	Residual Chlorine (Y/N)	Pace Project No./ Lab I.D.
	Valid Matrix Codes: MATRIX / CODE — DRINKING WATER DW; WATER WT; WASTE WATER WW; PRODUCT P; SOIL/SOLID SL; OIL OL; WIPE WP; AIR AR; OTHER OT; TISSUE TS																						
1	HAM-PT-07	WG	G	8/14/2024	1507			20	5	3		1					1		X	X	X	X	N	
2	HAM-PT-08	WG	G	8/14/2024	1141			22	5	3		1					1		X	X	X	X	N	
3	HAM-PT-13	WG	G	8/14/2024	1655			20	5	3		1					1		X	X	X	X	N	
4	HAM-PT-15	WG	G	8/14/2024	1330			22	5	3		1					1		X	X	X	X	N	
5	HAM-AP1-FB-01	WG	G	8/15/2024	1445			19	5	3		1					1		X	X	X	X	N	
6	HAM-AP1-EB-01	WG	G	8/15/2024	1445			19	5	3		1					1		X	X	X	X	N	
7	HAM-AP1-FD-01	WG	G	8/14/2024	0000			22	5	3		1					1		X	X	X	X	N	
8																								
9																								
10																								
11																								
12																								

JN 8/16/2024

JN 8/16/2024

ADDITIONAL COMMENTS	RELINQUISHED BY / AFFILIATION	DATE	TIME	ACCEPTED BY / AFFILIATION	DATE	TIME	SAMPLE CONDITIONS
Task Code: HAM-CCR-CA-20240812	[signature] / Geosyntec	8/15/2024	1500	[signature] / Geosyntec	8/15/24	1500	
	[signature] / Geo	8/16/2024	1250	Ryan Williams / Pace	8/16/24	1250	
	Ryan Williams / Pace	8/16/24	1355	[signature]	8/16/24	1355	

SAMPLER NAME AND SIGNATURE

PRINT Name of SAMPLER: Jacob Tracy / Geosyntec Consultants, Inc.

SIGNATURE of SAMPLER: [signature] DATE Signed (MM/DD/YY): 8/15/2024

Temp in °C	Received on Ice (Y/N)	Custody Sealed Cooler (Y/N)	Samples Intact (Y/N)

Pace Analytical Services, LLC
9800 Kincey Ave. Suite 100
Huntersville, NC 28078
(704)875-9092

September 05, 2024

Kristen Jurinko
Southern Company
241 Ralph McGill Blvd NE
Bin 10160
Atlanta, GA 30308

RE: Project: Hammond AP-1 (CA)-20240820
Pace Project No.: 92749180

Dear Kristen Jurinko:

Enclosed are the analytical results for sample(s) received by the laboratory on August 22, 2024. The results relate only to the samples included in this report. Results reported herein conform to the applicable TNI/NELAC Standards and the laboratory's Quality Manual, where applicable, unless otherwise noted in the body of the report.

The test results provided in this final report were generated by each of the following laboratories within the Pace Network:

- Pace Analytical Services - Peachtree Corners, GA

If you have any questions concerning this report, please feel free to contact me.

Sincerely,

Bonnie Vang

Bonnie Vang
bonnie.vang@pacelabs.com
704-977-0968
Project Manager

Enclosures

cc: Kip Gray, Geosyntec
Christine Hug, Geosyntec Consultants, Inc.
Thomas Kessler, Geosyntec Consultants
Whitney Law, Geosyntec Consultants
Laura Midkiff, Southern Company
Caroline Nelson, Geosyntec Consultants, Inc
Jamie Newsome, Geosyntec Consultants
Zain Webb, Geosyntec Consultants

This report shall not be reproduced, except in full,
without the written consent of Pace Analytical Services, LLC.

Pace Analytical Services, LLC
9800 Kincey Ave. Suite 100
Huntersville, NC 28078
(704)875-9092

CERTIFICATIONS

Project:	Hammond AP-1 (CA)-20240820
Pace Project No.:	92749180

Pace Analytical Services Peachtree Corners
110 Technology Pkwy, Peachtree Corners, GA 30092
Florida DOH Certification #: E87315
Georgia DW Inorganics Certification #: 812
North Carolina Certification #: 381
South Carolina Certification #: 98011001
Virginia Certification #: 460204

This report shall not be reproduced, except in full,
without the written consent of Pace Analytical Services, LLC.

Pace Analytical Services, LLC
9800 Kincey Ave. Suite 100
Huntersville, NC 28078
(704)875-9092

SAMPLE SUMMARY

Project: Hammond AP-1 (CA)-20240820
Pace Project No.: 92749180

Lab ID	Sample ID	Matrix	Date Collected	Date Received
92749180001	**HAM-PT-07**	Water	08/20/24 15:55	08/22/24 12:15
92749180002	**HAM-PT-08**	Water	08/20/24 13:24	08/22/24 12:15
92749180003	**HAM-PT-09**	Water	08/21/24 16:04	08/22/24 12:15
92749180004	**HAM-PT-10**	Water	08/20/24 16:44	08/22/24 12:15
92749180005	**HAM-PT-11**	Water	08/21/24 12:43	08/22/24 12:15
92749180006	**HAM-PT-12**	Water	08/21/24 12:55	08/22/24 12:15
92749180007	**HAM-PT-13**	Water	08/20/24 11:54	08/22/24 12:15
92749180008	**HAM-PT-14**	Water	08/20/24 12:03	08/22/24 12:15
92749180009	**HAM-PT-15**	Water	08/20/24 13:25	08/22/24 12:15
92749180010	**HAM-AP1-EB-01**	Water	08/21/24 14:20	08/22/24 12:15
92749180011	**HAM-AP1-FB-01**	Water	08/21/24 14:27	08/22/24 12:15
92749180012	**HAM-AP1-FD-01**	Water	08/20/24 00:00	08/22/24 12:15

This report shall not be reproduced, except in full,
without the written consent of Pace Analytical Services, LLC.

Pace Analytical Services, LLC
9800 Kincey Ave. Suite 100
Huntersville, NC 28078
(704)875-9092

SAMPLE ANALYTE COUNT

Project: Hammond AP-1 (CA)-20240820
Pace Project No.: 92749180

Lab ID	Sample ID	Method	Analysts	Analytes Reported
92749180001	**HAM-PT-07**	EPA 6010D	DRB	1
		EPA 6020B	CW1	2
92749180002	**HAM-PT-08**	EPA 6010D	DRB	1
		EPA 6020B	CW1	2
92749180003	**HAM-PT-09**	EPA 6010D	DRB	1
		EPA 6020B	CW1	2
92749180004	**HAM-PT-10**	EPA 6010D	DRB	1
		EPA 6020B	CW1	2
92749180005	**HAM-PT-11**	EPA 6010D	DRB	1
		EPA 6020B	CW1	2
92749180006	**HAM-PT-12**	EPA 6010D	DRB	1
		EPA 6020B	CW1	2
92749180007	**HAM-PT-13**	EPA 6010D	DRB	1
		EPA 6020B	CW1	2
92749180008	**HAM-PT-14**	EPA 6010D	DRB	1
		EPA 6020B	CW1	2
92749180009	**HAM-PT-15**	EPA 6010D	DRB	1
		EPA 6020B	CW1	2
92749180010	**HAM-AP1-EB-01**	EPA 6010D	DRB	1
		EPA 6020B	CW1	3
92749180011	**HAM-AP1-FB-01**	EPA 6010D	DRB	1
		EPA 6020B	CW1	3
92749180012	**HAM-AP1-FD-01**	EPA 6010D	DRB	1
		EPA 6020B	CW1	3

PASI-GA = Pace Analytical Services - Peachtree Corners, GA

This report shall not be reproduced, except in full,
without the written consent of Pace Analytical Services, LLC.

Pace Analytical Services, LLC
9800 Kincey Ave. Suite 100
Huntersville, NC 28078
(704)875-9092

SUMMARY OF DETECTION

Project: Hammond AP-1 (CA)-20240820
Pace Project No.: 92749180

Lab Sample ID Method	Client Sample ID Parameters	Result	Units	Report Limit	Analyzed	Qualifiers
92749180001	**HAM-PT-07**					
EPA 6010D	Iron	17.9	mg/L	0.040	08/26/24 08:45	
EPA 6020B	Arsenic	0.26	mg/L	0.0050	08/30/24 19:16	
EPA 6020B	Boron	0.57	mg/L	0.040	08/30/24 19:16	
92749180002	**HAM-PT-08**					
EPA 6010D	Iron	14.8	mg/L	0.040	08/26/24 08:55	
EPA 6020B	Arsenic	0.29	mg/L	0.0050	08/30/24 19:27	
EPA 6020B	Boron	0.63	mg/L	0.040	08/30/24 19:27	
92749180003	**HAM-PT-09**					
EPA 6010D	Iron	0.23	mg/L	0.040	08/26/24 08:58	
EPA 6020B	Boron	1.3	mg/L	0.040	08/30/24 19:31	
EPA 6020B	Molybdenum	0.24	mg/L	0.010	08/30/24 19:31	
92749180004	**HAM-PT-10**					
EPA 6010D	Iron	0.18	mg/L	0.040	08/26/24 09:01	
EPA 6020B	Boron	1.7	mg/L	0.040	08/30/24 19:34	
EPA 6020B	Molybdenum	0.16	mg/L	0.010	08/30/24 19:34	
92749180005	**HAM-PT-11**					
EPA 6010D	Iron	0.10	mg/L	0.040	08/26/24 09:05	
EPA 6020B	Boron	1.5	mg/L	0.040	08/30/24 19:38	
EPA 6020B	Molybdenum	0.12	mg/L	0.010	08/30/24 19:38	
92749180006	**HAM-PT-12**					
EPA 6010D	Iron	0.078	mg/L	0.040	08/26/24 09:09	
EPA 6020B	Boron	1.2	mg/L	0.040	08/30/24 19:42	
EPA 6020B	Molybdenum	0.21	mg/L	0.010	08/30/24 19:42	
92749180007	**HAM-PT-13**					
EPA 6010D	Iron	21.6	mg/L	0.040	08/26/24 09:13	
EPA 6020B	Arsenic	0.25	mg/L	0.0050	08/30/24 19:46	
EPA 6020B	Boron	0.54	mg/L	0.040	08/30/24 19:46	
92749180008	**HAM-PT-14**					
EPA 6010D	Iron	17.7	mg/L	0.040	08/26/24 09:16	
EPA 6020B	Arsenic	0.23	mg/L	0.0050	08/30/24 19:49	
EPA 6020B	Boron	0.59	mg/L	0.040	08/30/24 19:49	
92749180009	**HAM-PT-15**					
EPA 6010D	Iron	13.3	mg/L	0.040	08/26/24 09:19	
EPA 6020B	Arsenic	0.42	mg/L	0.0050	08/30/24 19:53	
EPA 6020B	Boron	0.63	mg/L	0.040	08/30/24 19:53	
92749180010	**HAM-AP1-EB-01**					
EPA 6020B	Boron	0.013J	mg/L	0.040	08/30/24 19:57	
92749180012	**HAM-AP1-FD-01**					
EPA 6010D	Iron	13.0	mg/L	0.040	08/26/24 09:37	
EPA 6020B	Arsenic	0.42	mg/L	0.0050	08/30/24 20:11	
EPA 6020B	Boron	0.62	mg/L	0.040	08/30/24 20:11	

This report shall not be reproduced, except in full,
without the written consent of Pace Analytical Services, LLC.

Pace Analytical Services, LLC
9800 Kincey Ave. Suite 100
Huntersville, NC 28078
(704)875-9092

SUMMARY OF DETECTION

Project: Hammond AP-1 (CA)-20240820
Pace Project No.: 92749180

Lab Sample ID Method	Client Sample ID Parameters	Result	Units	Report Limit	Analyzed	Qualifiers
92749180012	**HAM-AP1-FD-01**					
EPA 6020B	Molybdenum	0.013	mg/L	0.010	08/30/24 20:11	

This report shall not be reproduced, except in full,
without the written consent of Pace Analytical Services, LLC.

Pace Analytical Services, LLC
9800 Kincey Ave. Suite 100
Huntersville, NC 28078
(704)875-9092

ANALYTICAL RESULTS

Project: Hammond AP-1 (CA)-20240820
Pace Project No.: 92749180

Sample: HAM-PT-07 **Lab ID: 92749180001** Collected: 08/20/24 15:55 Received: 08/22/24 12:15 Matrix: Water

Parameters	Results	Units	Report Limit	MDL	DF	Prepared	Analyzed	CAS No.	Qual
6010D ATL ICP	Analytical Method: EPA 6010D Preparation Method: EPA 3010A Pace Analytical Services - Peachtree Corners, GA								
Iron	**17.9**	mg/L	0.040	0.025	1	08/24/24 12:03	08/26/24 08:45	7439-89-6	
6020 MET ICPMS	Analytical Method: EPA 6020B Preparation Method: EPA 3005A Pace Analytical Services - Peachtree Corners, GA								
Arsenic	**0.26**	mg/L	0.0050	0.00084	1	08/24/24 14:01	08/30/24 19:16	7440-38-2	
Boron	**0.57**	mg/L	0.040	0.012	1	08/24/24 14:01	08/30/24 19:16	7440-42-8	

This report shall not be reproduced, except in full,
without the written consent of Pace Analytical Services, LLC.

Pace Analytical Services, LLC
9800 Kincey Ave. Suite 100
Huntersville, NC 28078
(704)875-9092

ANALYTICAL RESULTS

Project: Hammond AP-1 (CA)-20240820
Pace Project No.: 92749180

Sample: HAM-PT-08 **Lab ID: 92749180002** Collected: 08/20/24 13:24 Received: 08/22/24 12:15 Matrix: Water

Parameters	Results	Units	Report Limit	MDL	DF	Prepared	Analyzed	CAS No.	Qual
6010D ATL ICP	Analytical Method: EPA 6010D Preparation Method: EPA 3010A Pace Analytical Services - Peachtree Corners, GA								
Iron	**14.8**	mg/L	0.040	0.025	1	08/24/24 12:03	08/26/24 08:55	7439-89-6	
6020 MET ICPMS	Analytical Method: EPA 6020B Preparation Method: EPA 3005A Pace Analytical Services - Peachtree Corners, GA								
Arsenic	**0.29**	mg/L	0.0050	0.00084	1	08/24/24 14:01	08/30/24 19:27	7440-38-2	
Boron	**0.63**	mg/L	0.040	0.012	1	08/24/24 14:01	08/30/24 19:27	7440-42-8	

This report shall not be reproduced, except in full,
without the written consent of Pace Analytical Services, LLC.

Pace Analytical Services, LLC
9800 Kincey Ave. Suite 100
Huntersville, NC 28078
(704)875-9092

ANALYTICAL RESULTS

Project: Hammond AP-1 (CA)-20240820
Pace Project No.: 92749180

Sample: HAM-PT-09 **Lab ID: 92749180003** Collected: 08/21/24 16:04 Received: 08/22/24 12:15 Matrix: Water

Parameters	Results	Units	Report Limit	MDL	DF	Prepared	Analyzed	CAS No.	Qual
6010D ATL ICP	Analytical Method: EPA 6010D Preparation Method: EPA 3010A Pace Analytical Services - Peachtree Corners, GA								
Iron	**0.23**	mg/L	0.040	0.025	1	08/24/24 12:03	08/26/24 08:58	7439-89-6	
6020 MET ICPMS	Analytical Method: EPA 6020B Preparation Method: EPA 3005A Pace Analytical Services - Peachtree Corners, GA								
Boron	**1.3**	mg/L	0.040	0.012	1	08/24/24 14:01	08/30/24 19:31	7440-42-8	
Molybdenum	**0.24**	mg/L	0.010	0.00062	1	08/24/24 14:01	08/30/24 19:31	7439-98-7	

This report shall not be reproduced, except in full,
without the written consent of Pace Analytical Services, LLC.

Pace Analytical Services, LLC
9800 Kincey Ave. Suite 100
Huntersville, NC 28078
(704)875-9092

ANALYTICAL RESULTS

Project: Hammond AP-1 (CA)-20240820
Pace Project No.: 92749180

Sample: HAM-PT-10 **Lab ID: 92749180004** Collected: 08/20/24 16:44 Received: 08/22/24 12:15 Matrix: Water

Parameters	Results	Units	Report Limit	MDL	DF	Prepared	Analyzed	CAS No.	Qual
6010D ATL ICP	Analytical Method: EPA 6010D Preparation Method: EPA 3010A Pace Analytical Services - Peachtree Corners, GA								
Iron	**0.18**	mg/L	0.040	0.025	1	08/24/24 12:03	08/26/24 09:01	7439-89-6	
6020 MET ICPMS	Analytical Method: EPA 6020B Preparation Method: EPA 3005A Pace Analytical Services - Peachtree Corners, GA								
Boron	**1.7**	mg/L	0.040	0.012	1	08/24/24 14:01	08/30/24 19:34	7440-42-8	
Molybdenum	**0.16**	mg/L	0.010	0.00062	1	08/24/24 14:01	08/30/24 19:34	7439-98-7	

This report shall not be reproduced, except in full,
without the written consent of Pace Analytical Services, LLC.

Pace Analytical Services, LLC
9800 Kincey Ave. Suite 100
Huntersville, NC 28078
(704)875-9092

ANALYTICAL RESULTS

Project: Hammond AP-1 (CA)-20240820
Pace Project No.: 92749180

Sample: HAM-PT-11 **Lab ID: 92749180005** Collected: 08/21/24 12:43 Received: 08/22/24 12:15 Matrix: Water

Parameters	Results	Units	Report Limit	MDL	DF	Prepared	Analyzed	CAS No.	Qual
6010D ATL ICP	Analytical Method: EPA 6010D Preparation Method: EPA 3010A Pace Analytical Services - Peachtree Corners, GA								
Iron	**0.10**	mg/L	0.040	0.025	1	08/24/24 12:03	08/26/24 09:05	7439-89-6	
6020 MET ICPMS	Analytical Method: EPA 6020B Preparation Method: EPA 3005A Pace Analytical Services - Peachtree Corners, GA								
Boron	**1.5**	mg/L	0.040	0.012	1	08/24/24 14:01	08/30/24 19:38	7440-42-8	
Molybdenum	**0.12**	mg/L	0.010	0.00062	1	08/24/24 14:01	08/30/24 19:38	7439-98-7	

This report shall not be reproduced, except in full,
without the written consent of Pace Analytical Services, LLC.

Pace Analytical Services, LLC
9800 Kincey Ave. Suite 100
Huntersville, NC 28078
(704)875-9092

ANALYTICAL RESULTS

Project: Hammond AP-1 (CA)-20240820
Pace Project No.: 92749180

Sample: HAM-PT-12 **Lab ID: 92749180006** Collected: 08/21/24 12:55 Received: 08/22/24 12:15 Matrix: Water

Parameters	Results	Units	Report Limit	MDL	DF	Prepared	Analyzed	CAS No.	Qual
6010D ATL ICP	Analytical Method: EPA 6010D Preparation Method: EPA 3010A Pace Analytical Services - Peachtree Corners, GA								
Iron	**0.078**	mg/L	0.040	0.025	1	08/24/24 12:03	08/26/24 09:09	7439-89-6	
6020 MET ICPMS	Analytical Method: EPA 6020B Preparation Method: EPA 3005A Pace Analytical Services - Peachtree Corners, GA								
Boron	**1.2**	mg/L	0.040	0.012	1	08/24/24 14:01	08/30/24 19:42	7440-42-8	
Molybdenum	**0.21**	mg/L	0.010	0.00062	1	08/24/24 14:01	08/30/24 19:42	7439-98-7	

This report shall not be reproduced, except in full,
without the written consent of Pace Analytical Services, LLC.

Pace Analytical Services, LLC
9800 Kincey Ave. Suite 100
Huntersville, NC 28078
(704)875-9092

ANALYTICAL RESULTS

Project: Hammond AP-1 (CA)-20240820
Pace Project No.: 92749180

Sample: HAM-PT-13 **Lab ID: 92749180007** Collected: 08/20/24 11:54 Received: 08/22/24 12:15 Matrix: Water

Parameters	Results	Units	Report Limit	MDL	DF	Prepared	Analyzed	CAS No.	Qual
6010D ATL ICP	Analytical Method: EPA 6010D Preparation Method: EPA 3010A Pace Analytical Services - Peachtree Corners, GA								
Iron	**21.6**	mg/L	0.040	0.025	1	08/24/24 12:03	08/26/24 09:13	7439-89-6	
6020 MET ICPMS	Analytical Method: EPA 6020B Preparation Method: EPA 3005A Pace Analytical Services - Peachtree Corners, GA								
Arsenic	**0.25**	mg/L	0.0050	0.00084	1	08/24/24 14:01	08/30/24 19:46	7440-38-2	
Boron	**0.54**	mg/L	0.040	0.012	1	08/24/24 14:01	08/30/24 19:46	7440-42-8	

This report shall not be reproduced, except in full,
without the written consent of Pace Analytical Services, LLC.

Pace Analytical Services, LLC
9800 Kincey Ave. Suite 100
Huntersville, NC 28078
(704)875-9092

ANALYTICAL RESULTS

Project: Hammond AP-1 (CA)-20240820
Pace Project No.: 92749180

Sample: HAM-PT-14 **Lab ID: 92749180008** Collected: 08/20/24 12:03 Received: 08/22/24 12:15 Matrix: Water

Parameters	Results	Units	Report Limit	MDL	DF	Prepared	Analyzed	CAS No.	Qual
6010D ATL ICP	Analytical Method: EPA 6010D Preparation Method: EPA 3010A Pace Analytical Services - Peachtree Corners, GA								
Iron	**17.7**	mg/L	0.040	0.025	1	08/24/24 12:03	08/26/24 09:16	7439-89-6	
6020 MET ICPMS	Analytical Method: EPA 6020B Preparation Method: EPA 3005A Pace Analytical Services - Peachtree Corners, GA								
Arsenic	**0.23**	mg/L	0.0050	0.00084	1	08/24/24 14:01	08/30/24 19:49	7440-38-2	
Boron	**0.59**	mg/L	0.040	0.012	1	08/24/24 14:01	08/30/24 19:49	7440-42-8	

This report shall not be reproduced, except in full,
without the written consent of Pace Analytical Services, LLC.

Pace Analytical Services, LLC
9800 Kincey Ave. Suite 100
Huntersville, NC 28078
(704)875-9092

ANALYTICAL RESULTS

Project: Hammond AP-1 (CA)-20240820
Pace Project No.: 92749180

Sample: HAM-PT-15 **Lab ID: 92749180009** Collected: 08/20/24 13:25 Received: 08/22/24 12:15 Matrix: Water

Parameters	Results	Units	Report Limit	MDL	DF	Prepared	Analyzed	CAS No.	Qual
6010D ATL ICP	Analytical Method: EPA 6010D Preparation Method: EPA 3010A Pace Analytical Services - Peachtree Corners, GA								
Iron	**13.3**	mg/L	0.040	0.025	1	08/24/24 12:03	08/26/24 09:19	7439-89-6	
6020 MET ICPMS	Analytical Method: EPA 6020B Preparation Method: EPA 3005A Pace Analytical Services - Peachtree Corners, GA								
Arsenic	**0.42**	mg/L	0.0050	0.00084	1	08/24/24 14:01	08/30/24 19:53	7440-38-2	
Boron	**0.63**	mg/L	0.040	0.012	1	08/24/24 14:01	08/30/24 19:53	7440-42-8	

This report shall not be reproduced, except in full,
without the written consent of Pace Analytical Services, LLC.

Pace Analytical Services, LLC
9800 Kincey Ave. Suite 100
Huntersville, NC 28078
(704)875-9092

ANALYTICAL RESULTS

Project: Hammond AP-1 (CA)-20240820
Pace Project No.: 92749180

Sample: HAM-AP1-EB-01 **Lab ID: 92749180010** Collected: 08/21/24 14:20 Received: 08/22/24 12:15 Matrix: Water

Parameters	Results	Units	Report Limit	MDL	DF	Prepared	Analyzed	CAS No.	Qual
6010D ATL ICP	Analytical Method: EPA 6010D Preparation Method: EPA 3010A Pace Analytical Services - Peachtree Corners, GA								
Iron	ND	mg/L	0.040	0.025	1	08/24/24 12:03	08/26/24 09:22	7439-89-6	
6020 MET ICPMS	Analytical Method: EPA 6020B Preparation Method: EPA 3005A Pace Analytical Services - Peachtree Corners, GA								
Arsenic	ND	mg/L	0.0050	0.00084	1	08/24/24 14:01	08/30/24 19:57	7440-38-2	
Boron	**0.013J**	mg/L	0.040	0.012	1	08/24/24 14:01	08/30/24 19:57	7440-42-8	
Molybdenum	ND	mg/L	0.010	0.00062	1	08/24/24 14:01	08/30/24 19:57	7439-98-7	

This report shall not be reproduced, except in full,
without the written consent of Pace Analytical Services, LLC.

Pace Analytical Services, LLC
9800 Kincey Ave. Suite 100
Huntersville, NC 28078
(704)875-9092

ANALYTICAL RESULTS

Project: Hammond AP-1 (CA)-20240820
Pace Project No.: 92749180

Sample: HAM-AP1-FB-01 **Lab ID: 92749180011** Collected: 08/21/24 14:27 Received: 08/22/24 12:15 Matrix: Water

Parameters	Results	Units	Report Limit	MDL	DF	Prepared	Analyzed	CAS No.	Qual
6010D ATL ICP	Analytical Method: EPA 6010D Preparation Method: EPA 3010A Pace Analytical Services - Peachtree Corners, GA								
Iron	ND	mg/L	0.040	0.025	1	08/24/24 12:03	08/26/24 09:26	7439-89-6	
6020 MET ICPMS	Analytical Method: EPA 6020B Preparation Method: EPA 3005A Pace Analytical Services - Peachtree Corners, GA								
Arsenic	ND	mg/L	0.0050	0.00084	1	08/24/24 14:01	08/30/24 20:00	7440-38-2	
Boron	ND	mg/L	0.040	0.012	1	08/24/24 14:01	08/30/24 20:00	7440-42-8	
Molybdenum	ND	mg/L	0.010	0.00062	1	08/24/24 14:01	08/30/24 20:00	7439-98-7	

This report shall not be reproduced, except in full,
without the written consent of Pace Analytical Services, LLC.

Pace Analytical Services, LLC
9800 Kincey Ave. Suite 100
Huntersville, NC 28078
(704)875-9092

ANALYTICAL RESULTS

Project: Hammond AP-1 (CA)-20240820
Pace Project No.: 92749180

Sample: HAM-AP1-FD-01 **Lab ID: 92749180012** Collected: 08/20/24 00:00 Received: 08/22/24 12:15 Matrix: Water

Parameters	Results	Units	Report Limit	MDL	DF	Prepared	Analyzed	CAS No.	Qual
6010D ATL ICP	Analytical Method: EPA 6010D Preparation Method: EPA 3010A Pace Analytical Services - Peachtree Corners, GA								
Iron	**13.0**	mg/L	0.040	0.025	1	08/24/24 12:03	08/26/24 09:37	7439-89-6	
6020 MET ICPMS	Analytical Method: EPA 6020B Preparation Method: EPA 3005A Pace Analytical Services - Peachtree Corners, GA								
Arsenic	**0.42**	mg/L	0.0050	0.00084	1	08/24/24 14:01	08/30/24 20:11	7440-38-2	
Boron	**0.62**	mg/L	0.040	0.012	1	08/24/24 14:01	08/30/24 20:11	7440-42-8	
Molybdenum	**0.013**	mg/L	0.010	0.00062	1	08/24/24 14:01	08/30/24 20:11	7439-98-7	

This report shall not be reproduced, except in full,
without the written consent of Pace Analytical Services, LLC.

Pace Analytical Services, LLC
9800 Kincey Ave. Suite 100
Huntersville, NC 28078
(704)875-9092

QUALITY CONTROL DATA

Project: Hammond AP-1 (CA)-20240820
Pace Project No.: 92749180

QC Batch: 878070
QC Batch Method: EPA 3010A
Analysis Method: EPA 6010D
Analysis Description: 6010D ATL
Laboratory: Pace Analytical Services - Peachtree Corners, GA
Associated Lab Samples: 92749180001, 92749180002, 92749180003, 92749180004, 92749180005, 92749180006, 92749180007, 92749180008, 92749180009, 92749180010, 92749180011, 92749180012

METHOD BLANK: 4523022
Matrix: Water
Associated Lab Samples: 92749180001, 92749180002, 92749180003, 92749180004, 92749180005, 92749180006, 92749180007, 92749180008, 92749180009, 92749180010, 92749180011, 92749180012

Parameter	Units	Blank Result	Reporting Limit	MDL	Analyzed	Qualifiers
Iron	mg/L	ND	0.040	0.025	08/26/24 09:50	

LABORATORY CONTROL SAMPLE: 4523023

Parameter	Units	Spike Conc.	LCS Result	LCS % Rec	% Rec Limits	Qualifiers
Iron	mg/L	1	1.1	109	80-120	

MATRIX SPIKE & MATRIX SPIKE DUPLICATE: 4523024 4523025

Parameter	Units	92749173004 Result	MS Spike Conc.	MSD Spike Conc.	MS Result	MSD Result	MS % Rec	MSD % Rec	% Rec Limits	RPD	Max RPD	Qual
Iron	mg/L	0.13	1	1	1.2	1.1	106	101	75-125	4	20	

Results presented on this page are in the units indicated by the "Units" column except where an alternate unit is presented to the right of the result.

REPORT OF LABORATORY ANALYSIS

This report shall not be reproduced, except in full,
without the written consent of Pace Analytical Services, LLC.

Pace Analytical Services, LLC
9800 Kincey Ave. Suite 100
Huntersville, NC 28078
(704)875-9092

QUALITY CONTROL DATA

Project: Hammond AP-1 (CA)-20240820
Pace Project No.: 92749180

QC Batch: 878079
QC Batch Method: EPA 3005A
Analysis Method: EPA 6020B
Analysis Description: 6020 MET
Laboratory: Pace Analytical Services - Peachtree Corners, GA
Associated Lab Samples: 92749180001, 92749180002, 92749180003, 92749180004, 92749180005, 92749180006, 92749180007, 92749180008, 92749180009, 92749180010, 92749180011, 92749180012

METHOD BLANK: 4523054
Matrix: Water
Associated Lab Samples: 92749180001, 92749180002, 92749180003, 92749180004, 92749180005, 92749180006, 92749180007, 92749180008, 92749180009, 92749180010, 92749180011, 92749180012

Parameter	Units	Blank Result	Reporting Limit	MDL	Analyzed	Qualifiers
Arsenic	mg/L	ND	0.0050	0.00084	08/30/24 18:43	
Boron	mg/L	ND	0.040	0.012	08/30/24 18:43	
Molybdenum	mg/L	ND	0.010	0.00062	08/30/24 18:43	

LABORATORY CONTROL SAMPLE: 4523055

Parameter	Units	Spike Conc.	LCS Result	LCS % Rec	% Rec Limits	Qualifiers
Arsenic	mg/L	0.1	0.098	98	80-120	
Boron	mg/L	1	0.97	97	80-120	
Molybdenum	mg/L	0.1	0.10	103	80-120	

MATRIX SPIKE & MATRIX SPIKE DUPLICATE: 4523056 4523057

Parameter	Units	92749173004 Result	MS Spike Conc.	MSD Spike Conc.	MS Result	MSD Result	MS % Rec	MSD % Rec	% Rec Limits	RPD	Max RPD	Qual
Arsenic	mg/L	0.0037J	0.1	0.1	0.11	0.11	103	103	75-125	0	20	
Boron	mg/L	7.6	1	1	9.0	9.0	137	133	75-125	0	20	M1
Molybdenum	mg/L	ND	0.1	0.1	0.10	0.10	102	102	75-125	0	20	

Results presented on this page are in the units indicated by the "Units" column except where an alternate unit is presented to the right of the result.

REPORT OF LABORATORY ANALYSIS

This report shall not be reproduced, except in full,
without the written consent of Pace Analytical Services, LLC.

Pace Analytical Services, LLC
9800 Kincey Ave. Suite 100
Huntersville, NC 28078
(704)875-9092

QUALIFIERS

Project: Hammond AP-1 (CA)-20240820
Pace Project No.: 92749180

DEFINITIONS

DF - Dilution Factor, if reported, represents the factor applied to the reported data due to dilution of the sample aliquot.

ND - Not Detected at or above adjusted reporting limit.

TNTC - Too Numerous To Count

J - Estimated concentration above the adjusted method detection limit and below the adjusted reporting limit.

MDL - Adjusted Method Detection Limit.

PQL - Practical Quantitation Limit.

RL - Reporting Limit - The lowest concentration value that meets project requirements for quantitative data with known precision and bias for a specific analyte in a specific matrix.

S - Surrogate

1,2-Diphenylhydrazine decomposes to and cannot be separated from Azobenzene using Method 8270. The result for each analyte is a combined concentration.

Consistent with EPA guidelines, unrounded data are displayed and have been used to calculate % recovery and RPD values.

LCS(D) - Laboratory Control Sample (Duplicate)

MS(D) - Matrix Spike (Duplicate)

DUP - Sample Duplicate

RPD - Relative Percent Difference

NC - Not Calculable.

SG - Silica Gel - Clean-Up

U - Indicates the compound was analyzed for, but not detected.

Acid preservation may not be appropriate for 2 Chloroethylvinyl ether.

A separate vial preserved to a pH of 4-5 is recommended in SW846 Chapter 4 for the analysis of Acrolein and Acrylonitrile by EPA Method 8260.

N-Nitrosodiphenylamine decomposes and cannot be separated from Diphenylamine using Method 8270. The result reported for each analyte is a combined concentration.

Reported results are not rounded until the final step prior to reporting. Therefore, calculated parameters that are typically reported as "Total" may vary slightly from the sum of the reported component parameters.

Pace Analytical is TNI accredited. Contact your Pace PM for the current list of accredited analytes.

TNI - The NELAC Institute.

ANALYTE QUALIFIERS

M1 Matrix spike recovery exceeded QC limits. Batch accepted based on laboratory control sample (LCS) recovery.

This report shall not be reproduced, except in full,
without the written consent of Pace Analytical Services, LLC.

Pace Analytical Services, LLC
9800 Kincey Ave. Suite 100
Huntersville, NC 28078
(704)875-9092

QUALITY CONTROL DATA CROSS REFERENCE TABLE

Project: Hammond AP-1 (CA)-20240820
Pace Project No.: 92749180

Lab ID	Sample ID	QC Batch Method	QC Batch	Analytical Method	Analytical Batch
92749180001	**HAM-PT-07**	EPA 3010A	878070	EPA 6010D	878096
92749180002	**HAM-PT-08**	EPA 3010A	878070	EPA 6010D	878096
92749180003	**HAM-PT-09**	EPA 3010A	878070	EPA 6010D	878096
92749180004	**HAM-PT-10**	EPA 3010A	878070	EPA 6010D	878096
92749180005	**HAM-PT-11**	EPA 3010A	878070	EPA 6010D	878096
92749180006	**HAM-PT-12**	EPA 3010A	878070	EPA 6010D	878096
92749180007	**HAM-PT-13**	EPA 3010A	878070	EPA 6010D	878096
92749180008	**HAM-PT-14**	EPA 3010A	878070	EPA 6010D	878096
92749180009	**HAM-PT-15**	EPA 3010A	878070	EPA 6010D	878096
92749180010	**HAM-AP1-EB-01**	EPA 3010A	878070	EPA 6010D	878096
92749180011	**HAM-AP1-FB-01**	EPA 3010A	878070	EPA 6010D	878096
92749180012	**HAM-AP1-FD-01**	EPA 3010A	878070	EPA 6010D	878096
92749180001	**HAM-PT-07**	EPA 3005A	878079	EPA 6020B	878101
92749180002	**HAM-PT-08**	EPA 3005A	878079	EPA 6020B	878101
92749180003	**HAM-PT-09**	EPA 3005A	878079	EPA 6020B	878101
92749180004	**HAM-PT-10**	EPA 3005A	878079	EPA 6020B	878101
92749180005	**HAM-PT-11**	EPA 3005A	878079	EPA 6020B	878101
92749180006	**HAM-PT-12**	EPA 3005A	878079	EPA 6020B	878101
92749180007	**HAM-PT-13**	EPA 3005A	878079	EPA 6020B	878101
92749180008	**HAM-PT-14**	EPA 3005A	878079	EPA 6020B	878101
92749180009	**HAM-PT-15**	EPA 3005A	878079	EPA 6020B	878101
92749180010	**HAM-AP1-EB-01**	EPA 3005A	878079	EPA 6020B	878101
92749180011	**HAM-AP1-FB-01**	EPA 3005A	878079	EPA 6020B	878101
92749180012	**HAM-AP1-FD-01**	EPA 3005A	878079	EPA 6020B	878101

This report shall not be reproduced, except in full,
without the written consent of Pace Analytical Services, LLC.

Pace

DC#_Title: ENV-FRM-ALBU-0006 Rev_Sample Condition Upon Receipt

Effective Date: 05/24/2024

Laboratory receiving samples:
Asheville ☐ Eden ☐ Greenwood ☐ Huntersville ☐ Raleigh ☐ Mechanicsville ☐ Atlanta ☑ Kernersville ☐

WO# : 92749180

92749180

Sample Condition Upon Receipt

Client Name: GA Power

Project #:

Courier: ☐ Commercial ☐ Fed Ex ☐ UPS ☐ USPS ☐ Client ☑ Pace ☐ Other:____

Custody Seal Present? ☐ Yes ☑ No Seals Intact? ☐ Yes ☐ No ☑ N/A

Date/Initials Person Examining Contents: 8/15/24

Packing Material: ☐ Bubble Wrap ☐ Bubble Bags ☑ None ☐ Other

Biological Tissue Frozen? ☐ Yes ☐ No ☐ N/A

Thermometer: ☐ IR Gun ID: 230

Type of Ice: ☑ Wet ☐ Blue ☐ None

Cooler Temp: 4.9 Correction Factor: Add/Subtract (°C) 0.0

Temp should be above freezing to 6°C
☐ Samples out of temp criteria. Samples on ice, cooling process has begun

Cooler Temp Corrected (°C): 4.9

USDA Regulated Soil (☐ N/A, water sample)
Did samples originate in a quarantine zone within the United States: CA, NY, or SC (check maps)? ☐ Yes ☐ No

Did samples originate from a foreign source (internationally, including Hawaii and Puerto Rico)? ☐ Yes ☐ No

				Comments/Discrepancy:
Chain of Custody Present?	☑ Yes	☐ No	☐ N/A	1.
Samples Arrived within Hold Time?	☑ Yes	☐ No	☐ N/A	2.
Short Hold Time Analysis (<72 hr.)?	☐ Yes	☑ No	☐ N/A	3.
Rush Turn Around Time Requested?	☐ Yes	☑ No	☐ N/A	4.
Sufficient Volume?	☑ Yes	☐ No	☐ N/A	5.
Correct Containers Used?	☑ Yes	☐ No	☐ N/A	6.
-Pace Containers Used?	☑ Yes	☐ No	☐ N/A	
Containers Intact?	☑ Yes	☐ No	☐ N/A	7.
Dissolved analysis: Samples Field Filtered?	☐ Yes	☐ No	☑ N/A	8.
Sample Labels Match COC? -Includes Date/Time/ID/Analysis Matrix: W	☑ Yes	☐ No	☐ N/A	9.
Headspace in VOA Vials (>5-6mm)?	☐ Yes	☐ No	☑ N/A	10.
Trip Blank Present?	☐ Yes	☐ No	☑ N/A	11.
Trip Blank Custody Seals Present?	☐ Yes	☐ No	☑ N/A	

Field Data Required? ☐ Yes ☐ No

COMMENTS/SAMPLE DISCREPANCY

Lot ID of split containers:

CLIENT NOTIFICATION/RESOLUTION

Person contacted: Date/Time:

Project Manager SCURF Review: Date:

Project Manager SRF Review: Date:

Qualtrax ID: 69614

Pace ANALYTICAL SERVICES

DC#_Title: ENV-FRM-HUN1-0083 v05_Sample Condition Upon Receipt

Effective Date: 05/24/2024

*Check mark top half of box if pH and/or dechlorination is verified and within the acceptance range for preservation samples.
Exceptions: VOA, Coliform, TOC, Oil and Grease, DRO/8015 (water) DOC, LLHg
**Bottom half of box is to list number of bottles
***Check all unpreserved Nitrates for chlorine

Project #

Laboratory Receiving Location: Asheville ☐ Eden ☐ Greenwood ☐ Huntersville ☐ Raleigh ☐ Mechanicsville ☐ Atlanta ☐ Kernersville ☐

Client_____ Profile/EZ (Circle one)_____ Notes_____

Item#	BP4U-125 mL Plastic Unpreserved (N/A) (Cl-)	BP3U-250 mL Plastic Unpreserved (N/A)	BP2U-500 mL Plastic Unpreserved (N/A)	BP1U-1 liter Plastic Unpreserved (N/A)		BP4S-125 mL Plastic H2SO4 (pH < 2) (Cl-)	BP3N-250 mL plastic HNO3 (pH < 2)	BP4Z-125 mL Plastic ZN Acetate & NaOH (>9)	BP4B-125 mL Plastic NaOH (pH > 12) (Cl-)	WGFU-Wide-mouthed Glass jar Unpreserved	AG1U-1 liter Amber Unpreserved (N/A) (Cl-)	AG1H-1 liter Amber HCl (pH < 2)	AG3U-250 mL Amber Unpreserved (N/A) (Cl-)	AG1S-1 liter Amber H2SO4 (pH < 2)	AG3S-250 mL Amber H2SO4 (pH < 2)	DG9A-40 mL Amber NH4Cl (N/A)(Cl-)	DG9H-40 mL VOA HCl (N/A)	VG9T-40 mL VOA Na2S2O3 (N/A)	VG9U-40 mL VOA Unpreserved (N/A)	DG9V-40 mL VOA H3PO4 (N/A)	KP7U-50 mL Plastic Unpreserved (N/A)	V/GK (3 vials per kit)-VPH/Gas kit (N/A)	SP5T-125 mL Sterile Plastic (N/A – lab)	SP2T-250 mL Sterile Plastic (N/A – lab)		BP3R-250 mL Plastic (NH2)2SO4 (9.3-9.7)	AG0U-100 mL Amber Unpreserved (N/A) (Cl-)	VSGU-20 mL Scintillation vials (N/A)	DG9U-40 mL Amber Unpreserved vials (N/A)
CC							GA																						
1							1 ✓																						
2							1 ✓																						
3							1 ✓																						
4							1 ✓																						
5							1 ✓																						
6							1 ✓																						
7							1 ✓																						
8							1 ✓																						
9							1 ✓																						
10							1 ✓																						
11							1 ✓																						
12							1 ✓																						

pH Adjustment Log for Preserved Samples

Sample ID	Type of Preservative	pH upon receipt	Date preservation adjusted	Time preservation adjusted	Amount of Preservative added	Lot #

Note: Whenever there is a discrepancy affecting North Carolina compliance samples, a copy of this form will be sent to the North Carolina DENR Certification Office (i.e. Out of hold, incorrect preservative, out of temp, incorrect containers.

Pace Analytical
www.pacelabs.com

CHAIN-OF-CUSTODY / Analytical Request Document

The Chain-of-Custody is a LEGAL DOCUMENT. All relevant fields must be completed accurately.

Page: 1 of 1

Section A Required Client Information:

Company:	GA Power
Address:	Atlanta, GA
Email To:	SCS Contacts
Phone:	Fax:
Requested Due Date/TAT:	10 day

Section B Required Project Information:

Report To:	SCS Contacts
Copy To:	Geosyntec Contacts
Purchase Order No.:	GPC82474-0001
Project Name:	Hammond AP-1
Project Number:	

Section C Invoice Information:

Attention:	Southern Co.
Company Name:	
Address:	
Pace Quote Reference:	
Pace Project Manager:	Bonnie Vang
Pace Profile #:	10839

REGULATORY AGENCY

☐ NPDES ☐ GROUND WATER ☐ DRINKING WATER
☐ UST ☐ RCRA ☑ OTHER CCR

Site Location STATE: GA

Section D Required Client Information

Valid Matrix Codes

MATRIX	CODE
DRINKING WATER	DW WT
WATER	WW
WASTE WATER	P
PRODUCT	SL
SOIL/SOLID	OL
OIL	WP
WIPE	AR
AIR	OT
OTHER	TS
TISSUE	

SAMPLE ID
(A-Z, 0-9 / ,-)
Sample IDs MUST BE UNIQUE

Requested Analysis Filtered (Y/N)

ITEM #	SAMPLE ID	MATRIX CODE (see valid codes to left)	SAMPLE TYPE (G=GRAB C=COMP)	COLLECTED DATE	COLLECTED TIME	COMPOSITE DATE	COMPOSITE TIME	SAMPLE TEMP AT COLLECTION	# OF CONTAINERS	Unpreserved	H_2SO_4	HNO_3	HCl	NaOH	$Na_2S_2O_3$	Methanol	Other	Analysis Test	Y/N	6010D/6020: Fe, B, As	6010D/6020: Fe, B, Mo	6010D/6020: Fe, B, As, Mo	Residual Chlorine (Y/N)	Pace Project No./ Lab I.D. 92749160
1	HAM-PT-07	WG	G	8/20/2024	1555			22	1			1								X			N	001
2	HAM-PT-08	WG	C	8/20/2024	1324			22	1			1								X			N	002
3	HAM-PT-09	WG	G	8/21/2024	1604			23	1			1									X		N	003
4	HAM-PT-10	WG	C	8/20/2024	1644			23	1			1									X		N	004
5	HAM-PT-11	WG	G	8/21/2024	1243	JN	8/22/2024	21	1			1									X		N	005
6	HAM-PT-12	WQ	G	8/21/2024	1255			22	1			1									X		N	006
7	HAM-PT-13	WQ	G	8/20/2024	1154			22	1			1								X			N	007
8	HAM-PT-14	WG	C	8/20/2024	1203			21	1			1								X			N	008
9	HAM-PT-15	WG	G	8/20/2024	1325			22	1			1								X			N	009
10	HAM-AP1-EB-01	WQ	C	8/21/2024	1420			22	1			1										X	N	010
11	HAM-AP1-FB-01	WQ	G	8/21/2024	1427			22	1			1										X	N	011
12	HAM-AP1-FD-01	WG	G	8/20/2024	0000			22	1			1										X	N	012

ADDITIONAL COMMENTS	RELINQUISHED BY / AFFILIATION	DATE	TIME	ACCEPTED BY / AFFILIATION	DATE	TIME	SAMPLE CONDITIONS
Task Code: HAM-CCR-CA-20240820	Tristan Halterman / Geo	8/22/24	800	Janie Nelsome / Geo	8/22/24	800	
	Janie Nelsome / Geo	8/22/24	1118	Ryan William / Pace	8/22/24	1118	
	Ryan William / Pace	8/22/24	1215	[illegible]	8/22/24	1215	

SAMPLER NAME AND SIGNATURE

PRINT Name of SAMPLER: Elisabeth Russell and Tristan Halterman / Geosyntec Consultants, Inc

SIGNATURE of SAMPLER: [illegible] DATE Signed (MM/DD/YY): 8/22/24

Temp in °C	Received on Ice (Y/N)	Custody Sealed Cooler (Y/N)	Samples Intact (Y/N)

*Important Note: By signing this form you are accepting Pace's NET 30 day payment terms and agreeing to late charges of 1.5% per month for any invoices not paid within 30 days.

Pace Analytical Services, LLC
9800 Kincey Ave. Suite 100
Huntersville, NC 28078
(704)875-9092

September 18, 2024

Kristen Jurinko
Southern Company
241 Ralph McGill Blvd NE
Bin 10160
Atlanta, GA 30308

RE: Project: Hammond AP-1 (CA)-20240904
Pace Project No.: 92752167

Dear Kristen Jurinko:

Enclosed are the analytical results for sample(s) received by the laboratory on September 06, 2024. The results relate only to the samples included in this report. Results reported herein conform to the applicable TNI/NELAC Standards and the laboratory's Quality Manual, where applicable, unless otherwise noted in the body of the report.

The test results provided in this final report were generated by each of the following laboratories within the Pace Network:

- Pace Analytical Services - Asheville
- Pace Analytical Services - Peachtree Corners, GA

If you have any questions concerning this report, please feel free to contact me.

Sincerely,

Bonnie Vang

Bonnie Vang
bonnie.vang@pacelabs.com
704-977-0968
Project Manager

Enclosures

cc: Kip Gray, Geosyntec
Christine Hug, Geosyntec Consultants, Inc.
Thomas Kessler, Geosyntec Consultants
Whitney Law, Geosyntec Consultants
Laura Midkiff, Southern Company
Caroline Nelson, Geosyntec Consultants, Inc
Jamie Newsome, Geosyntec Consultants
Zain Webb, Geosyntec Consultants

This report shall not be reproduced, except in full,
without the written consent of Pace Analytical Services, LLC.

Pace Analytical Services, LLC
9800 Kincey Ave. Suite 100
Huntersville, NC 28078
(704)875-9092

CERTIFICATIONS

Project:	Hammond AP-1 (CA)-20240904
Pace Project No.:	92752167

Pace Analytical Services Asheville
2225 Riverside Drive, Asheville, NC 28804
Florida/NELAP Certification #: E87648
North Carolina Drinking Water Certification #: 37712
North Carolina Wastewater Certification #: 40
South Carolina Laboratory ID: 99030
South Carolina Certification #: 99030001
Virginia/VELAP Certification #: 460222

Pace Analytical Services Peachtree Corners
110 Technology Pkwy, Peachtree Corners, GA 30092
Florida DOH Certification #: E87315
Georgia DW Inorganics Certification #: 812
North Carolina Certification #: 381
South Carolina Certification #: 98011001
Virginia Certification #: 460204

This report shall not be reproduced, except in full,
without the written consent of Pace Analytical Services, LLC.

Pace Analytical Services, LLC
9800 Kincey Ave. Suite 100
Huntersville, NC 28078
(704)875-9092

SAMPLE SUMMARY

Project: Hammond AP-1 (CA)-20240904
Pace Project No.: 92752167

Lab ID	Sample ID	Matrix	Date Collected	Date Received
92752167001	**HAM-PT-07**	Water	09/04/24 15:38	09/06/24 11:54
92752167002	**HAM-PT-08**	Water	09/05/24 12:47	09/06/24 11:54
92752167003	**HAM-PT-09**	Water	09/04/24 13:20	09/06/24 11:54
92752167004	**HAM-PT-10**	Water	09/04/24 11:35	09/06/24 11:54
92752167005	**HAM-PT-11**	Water	09/04/24 11:25	09/06/24 11:54
92752167006	**HAM-PT-12**	Water	09/04/24 15:25	09/06/24 11:54
92752167007	**HAM-PT-13**	Water	09/04/24 14:00	09/06/24 11:54
92752167008	**HAM-PT-14**	Water	09/05/24 11:35	09/06/24 11:54
92752167009	**HAM-PT-15**	Water	09/04/24 16:10	09/06/24 11:54
92752167010	**HAM-AP1-EB-01**	Water	09/05/24 14:35	09/06/24 11:54
92752167011	**HAM-AP1-FB-01**	Water	09/05/24 14:30	09/06/24 11:54
92752167012	**HAM-AP1-FD-01**	Water	09/05/24 00:00	09/06/24 11:54

This report shall not be reproduced, except in full,
without the written consent of Pace Analytical Services, LLC.

Pace Analytical Services, LLC
9800 Kincey Ave. Suite 100
Huntersville, NC 28078
(704)875-9092

SAMPLE ANALYTE COUNT

Project: Hammond AP-1 (CA)-20240904
Pace Project No.: 92752167

Lab ID	Sample ID	Method	Analysts	Analytes Reported
92752167001	**HAM-PT-07**	EPA 6010D	MJS2	6
		EPA 6020B	CW1	13
		EPA 7470A	VB	1
		SM 2540C-2015	DL1	1
		SM 2320B-2011	SMS	3
		SM 4500-S2D-2011	JP1	1
		EPA 300.0 Rev 2.1 1993	JCM	3
92752167002	**HAM-PT-08**	EPA 6010D	MJS2	6
		EPA 6020B	CW1	13
		EPA 7470A	VB	1
		SM 2540C-2015	DL1	1
		SM 2320B-2011	SMS	3
		SM 4500-S2D-2011	JP1	1
		EPA 300.0 Rev 2.1 1993	JCM	3
92752167003	**HAM-PT-09**	EPA 6010D	MJS2	6
		EPA 6020B	CW1	13
		EPA 7470A	VB	1
		SM 2540C-2015	DL1	1
		SM 2320B-2011	SMS	3
		SM 4500-S2D-2011	JP1	1
		EPA 300.0 Rev 2.1 1993	JCM	3
92752167004	**HAM-PT-10**	EPA 6010D	MJS2	6
		EPA 6020B	CW1	13
		EPA 7470A	VB	1
		SM 2540C-2015	DL1	1
		SM 2320B-2011	SMS	3
		SM 4500-S2D-2011	JP1	1
		EPA 300.0 Rev 2.1 1993	CDC	3
92752167005	**HAM-PT-11**	EPA 6010D	MJS2	6
		EPA 6020B	CW1	13
		EPA 7470A	VB	1
		SM 2540C-2015	DL1	1
		SM 2320B-2011	SMS	3
		SM 4500-S2D-2011	JP1	1
		EPA 300.0 Rev 2.1 1993	JCM	3
92752167006	**HAM-PT-12**	EPA 6010D	MJS2	6
		EPA 6020B	CW1	13

This report shall not be reproduced, except in full,
without the written consent of Pace Analytical Services, LLC.

Pace Analytical Services, LLC
9800 Kincey Ave. Suite 100
Huntersville, NC 28078
(704)875-9092

SAMPLE ANALYTE COUNT

Project: Hammond AP-1 (CA)-20240904
Pace Project No.: 92752167

Lab ID	Sample ID	Method	Analysts	Analytes Reported
		EPA 7470A	VB	1
		SM 2540C-2015	DL1	1
		SM 2320B-2011	SMS	3
		SM 4500-S2D-2011	JP1	1
		EPA 300.0 Rev 2.1 1993	JCM	3
92752167007	**HAM-PT-13**	EPA 6010D	MJS2	6
		EPA 6020B	CW1	13
		EPA 7470A	VB	1
		SM 2540C-2015	DL1	1
		SM 2320B-2011	SMS	3
		SM 4500-S2D-2011	JP1	1
		EPA 300.0 Rev 2.1 1993	JCM	3
92752167008	**HAM-PT-14**	EPA 6010D	MJS2	6
		EPA 6020B	CW1	13
		EPA 7470A	VB	1
		SM 2540C-2015	DL1	1
		SM 2320B-2011	SMS	3
		SM 4500-S2D-2011	JP1	1
		EPA 300.0 Rev 2.1 1993	JCM	3
92752167009	**HAM-PT-15**	EPA 6010D	MJS2	6
		EPA 6020B	CW1	13
		EPA 7470A	VB	1
		SM 2540C-2015	DL1	1
		SM 2320B-2011	SMS	3
		SM 4500-S2D-2011	JP1	1
		EPA 300.0 Rev 2.1 1993	JCM	3
92752167010	**HAM-AP1-EB-01**	EPA 6010D	MJS2	6
		EPA 6020B	CW1	13
		EPA 7470A	VB	1
		SM 2540C-2015	DL1	1
		SM 2320B-2011	SMS	3
		SM 4500-S2D-2011	JP1	1
		EPA 300.0 Rev 2.1 1993	JCM	3
92752167011	**HAM-AP1-FB-01**	EPA 6010D	MJS2	6
		EPA 6020B	CW1	13
		EPA 7470A	VB	1
		SM 2540C-2015	DL1	1

This report shall not be reproduced, except in full,
without the written consent of Pace Analytical Services, LLC.

Pace Analytical Services, LLC
9800 Kincey Ave. Suite 100
Huntersville, NC 28078
(704)875-9092

SAMPLE ANALYTE COUNT

Project: Hammond AP-1 (CA)-20240904
Pace Project No.: 92752167

Lab ID	Sample ID	Method	Analysts	Analytes Reported
		SM 2320B-2011	SMS	3
		SM 4500-S2D-2011	JP1	1
		EPA 300.0 Rev 2.1 1993	JCM	3
92752167012	**HAM-AP1-FD-01**	EPA 6010D	MJS2	6
		EPA 6020B	CW1	13
		EPA 7470A	VB	1
		SM 2540C-2015	DL1	1
		SM 2320B-2011	SMS	3
		SM 4500-S2D-2011	JP1	1
		EPA 300.0 Rev 2.1 1993	JCM	3

PASI-A = Pace Analytical Services - Asheville
PASI-GA = Pace Analytical Services - Peachtree Corners, GA

This report shall not be reproduced, except in full,
without the written consent of Pace Analytical Services, LLC.

Pace Analytical Services, LLC
9800 Kincey Ave. Suite 100
Huntersville, NC 28078
(704)875-9092

SUMMARY OF DETECTION

Project: Hammond AP-1 (CA)-20240904
Pace Project No.: 92752167

Lab Sample ID Method	Client Sample ID Parameters	Result	Units	Report Limit	Analyzed	Qualifiers
92752167001	**HAM-PT-07**					
EPA 6010D	Iron	15.6	mg/L	0.040	09/13/24 20:42	M1
EPA 6010D	Manganese	4.4	mg/L	0.040	09/13/24 20:42	M1
EPA 6010D	Potassium	5.8	mg/L	0.50	09/13/24 20:42	
EPA 6010D	Sodium	9.8	mg/L	1.0	09/13/24 20:42	M1
EPA 6010D	Calcium	117	mg/L	1.0	09/13/24 20:42	M1
EPA 6010D	Magnesium	16.4	mg/L	0.050	09/13/24 20:42	M1
EPA 6020B	Antimony	0.0014J	mg/L	0.0030	09/13/24 16:47	
EPA 6020B	Arsenic	0.30	mg/L	0.0050	09/13/24 16:47	
EPA 6020B	Barium	0.050	mg/L	0.0050	09/13/24 16:47	
EPA 6020B	Boron	0.56	mg/L	0.040	09/13/24 16:47	
EPA 6020B	Cobalt	0.12	mg/L	0.0050	09/13/24 16:47	
EPA 6020B	Lithium	0.053	mg/L	0.030	09/13/24 16:47	
EPA 6020B	Molybdenum	0.010	mg/L	0.010	09/13/24 16:47	
SM 2540C-2015	Total Dissolved Solids	561	mg/L	25.0	09/10/24 12:56	
SM 2320B-2011	Alkalinity,Bicarbonate (CaCO3)	143	mg/L	5.0	09/11/24 14:27	
SM 2320B-2011	Alkalinity, Total as CaCO3	143	mg/L	5.0	09/11/24 14:27	
EPA 300.0 Rev 2.1 1993	Chloride	17.4	mg/L	1.0	09/10/24 06:53	
EPA 300.0 Rev 2.1 1993	Fluoride	0.37	mg/L	0.10	09/10/24 06:53	
EPA 300.0 Rev 2.1 1993	Sulfate	221	mg/L	5.0	09/10/24 16:52	
92752167002	**HAM-PT-08**					
EPA 6010D	Iron	9.8	mg/L	0.040	09/13/24 21:12	
EPA 6010D	Manganese	3.0	mg/L	0.040	09/13/24 21:12	
EPA 6010D	Potassium	5.3	mg/L	0.50	09/13/24 21:12	
EPA 6010D	Sodium	8.2	mg/L	1.0	09/13/24 21:12	
EPA 6010D	Calcium	94.4	mg/L	1.0	09/13/24 21:12	
EPA 6010D	Magnesium	13.2	mg/L	0.050	09/13/24 21:12	
EPA 6020B	Antimony	0.0013J	mg/L	0.0030	09/13/24 17:01	
EPA 6020B	Arsenic	0.23	mg/L	0.0050	09/13/24 17:01	
EPA 6020B	Barium	0.048	mg/L	0.0050	09/13/24 17:01	
EPA 6020B	Boron	0.70	mg/L	0.040	09/13/24 17:01	
EPA 6020B	Cobalt	0.084	mg/L	0.0050	09/13/24 17:01	
EPA 6020B	Lithium	0.015J	mg/L	0.030	09/13/24 17:01	
EPA 6020B	Molybdenum	0.010	mg/L	0.010	09/13/24 17:01	
SM 2540C-2015	Total Dissolved Solids	466	mg/L	25.0	09/11/24 13:47	
SM 2320B-2011	Alkalinity,Bicarbonate (CaCO3)	77.7	mg/L	5.0	09/11/24 17:31	
SM 2320B-2011	Alkalinity, Total as CaCO3	77.7	mg/L	5.0	09/11/24 17:31	
EPA 300.0 Rev 2.1 1993	Chloride	19.3	mg/L	1.0	09/10/24 07:09	
EPA 300.0 Rev 2.1 1993	Fluoride	0.16	mg/L	0.10	09/10/24 07:09	M1
EPA 300.0 Rev 2.1 1993	Sulfate	193	mg/L	4.0	09/10/24 17:07	M1
92752167003	**HAM-PT-09**					
EPA 6010D	Iron	0.31	mg/L	0.040	09/13/24 21:17	
EPA 6010D	Manganese	0.28	mg/L	0.040	09/13/24 21:17	
EPA 6010D	Potassium	6.1	mg/L	0.50	09/13/24 21:17	
EPA 6010D	Sodium	8.9	mg/L	1.0	09/13/24 21:17	
EPA 6010D	Calcium	87.9	mg/L	1.0	09/13/24 21:17	
EPA 6010D	Magnesium	24.9	mg/L	0.050	09/13/24 21:17	

This report shall not be reproduced, except in full,
without the written consent of Pace Analytical Services, LLC.

Pace Analytical Services, LLC
9800 Kincey Ave. Suite 100
Huntersville, NC 28078
(704)875-9092

SUMMARY OF DETECTION

Project: Hammond AP-1 (CA)-20240904
Pace Project No.: 92752167

Lab Sample ID Method	Client Sample ID Parameters	Result	Units	Report Limit	Analyzed	Qualifiers
92752167003	**HAM-PT-09**					
EPA 6020B	Barium	0.068	mg/L	0.0050	09/13/24 17:05	
EPA 6020B	Boron	1.4	mg/L	0.040	09/13/24 17:05	
EPA 6020B	Cadmium	0.00021J	mg/L	0.00050	09/13/24 17:05	
EPA 6020B	Cobalt	0.0027J	mg/L	0.0050	09/13/24 17:05	
EPA 6020B	Lithium	0.0022J	mg/L	0.030	09/13/24 17:05	
EPA 6020B	Molybdenum	0.26	mg/L	0.010	09/13/24 17:05	
SM 2540C-2015	Total Dissolved Solids	486	mg/L	25.0	09/10/24 12:56	
SM 2320B-2011	Alkalinity,Bicarbonate (CaCO3)	121	mg/L	5.0	09/11/24 14:38	
SM 2320B-2011	Alkalinity, Total as CaCO3	121	mg/L	5.0	09/11/24 14:38	
EPA 300.0 Rev 2.1 1993	Chloride	45.3	mg/L	1.0	09/10/24 07:56	
EPA 300.0 Rev 2.1 1993	Fluoride	0.43	mg/L	0.10	09/10/24 07:56	
EPA 300.0 Rev 2.1 1993	Sulfate	149	mg/L	3.0	09/10/24 17:54	
92752167004	**HAM-PT-10**					
EPA 6010D	Iron	0.077	mg/L	0.040	09/13/24 21:22	
EPA 6010D	Manganese	0.42	mg/L	0.040	09/13/24 21:22	
EPA 6010D	Potassium	6.8	mg/L	0.50	09/13/24 21:22	
EPA 6010D	Sodium	8.7	mg/L	1.0	09/13/24 21:22	
EPA 6010D	Calcium	99.0	mg/L	1.0	09/13/24 21:22	
EPA 6010D	Magnesium	13.1	mg/L	0.050	09/13/24 21:22	
EPA 6020B	Barium	0.047	mg/L	0.0050	09/13/24 17:09	
EPA 6020B	Boron	1.6	mg/L	0.040	09/13/24 17:09	
EPA 6020B	Cadmium	0.00011J	mg/L	0.00050	09/13/24 17:09	
EPA 6020B	Cobalt	0.0015J	mg/L	0.0050	09/13/24 17:09	
EPA 6020B	Molybdenum	0.18	mg/L	0.010	09/13/24 17:09	
SM 2540C-2015	Total Dissolved Solids	473	mg/L	25.0	09/10/24 12:56	
SM 2320B-2011	Alkalinity,Bicarbonate (CaCO3)	130	mg/L	5.0	09/11/24 14:47	
SM 2320B-2011	Alkalinity, Total as CaCO3	130	mg/L	5.0	09/11/24 14:47	
EPA 300.0 Rev 2.1 1993	Chloride	46.2	mg/L	1.0	09/10/24 16:35	
EPA 300.0 Rev 2.1 1993	Fluoride	0.28	mg/L	0.10	09/10/24 16:35	
EPA 300.0 Rev 2.1 1993	Sulfate	118	mg/L	3.0	09/10/24 18:49	
92752167005	**HAM-PT-11**					
EPA 6010D	Iron	0.41	mg/L	0.040	09/13/24 21:27	
EPA 6010D	Manganese	0.59	mg/L	0.040	09/13/24 21:27	
EPA 6010D	Potassium	6.1	mg/L	0.50	09/13/24 21:27	
EPA 6010D	Sodium	8.6	mg/L	1.0	09/13/24 21:27	
EPA 6010D	Calcium	94.9	mg/L	1.0	09/13/24 21:27	
EPA 6010D	Magnesium	17.8	mg/L	0.050	09/13/24 21:27	
EPA 6020B	Arsenic	0.00087J	mg/L	0.0050	09/13/24 17:12	
EPA 6020B	Barium	0.070	mg/L	0.0050	09/13/24 17:12	
EPA 6020B	Boron	1.4	mg/L	0.040	09/13/24 17:12	
EPA 6020B	Cadmium	0.00017J	mg/L	0.00050	09/13/24 17:12	
EPA 6020B	Cobalt	0.0066	mg/L	0.0050	09/13/24 17:12	
EPA 6020B	Lithium	0.0039J	mg/L	0.030	09/13/24 17:12	
EPA 6020B	Molybdenum	0.14	mg/L	0.010	09/13/24 17:12	
SM 2540C-2015	Total Dissolved Solids	483	mg/L	25.0	09/10/24 13:01	
SM 2320B-2011	Alkalinity,Bicarbonate (CaCO3)	133	mg/L	5.0	09/11/24 15:04	

This report shall not be reproduced, except in full,
without the written consent of Pace Analytical Services, LLC.

Pace Analytical Services, LLC
9800 Kincey Ave. Suite 100
Huntersville, NC 28078
(704)875-9092

SUMMARY OF DETECTION

Project: Hammond AP-1 (CA)-20240904
Pace Project No.: 92752167

Lab Sample ID Method	Client Sample ID Parameters	Result	Units	Report Limit	Analyzed	Qualifiers
92752167005	**HAM-PT-11**					
SM 2320B-2011	Alkalinity, Total as CaCO3	133	mg/L	5.0	09/11/24 15:04	
EPA 300.0 Rev 2.1 1993	Chloride	46.1	mg/L	1.0	09/10/24 08:12	
EPA 300.0 Rev 2.1 1993	Fluoride	0.43	mg/L	0.10	09/10/24 08:12	
EPA 300.0 Rev 2.1 1993	Sulfate	139	mg/L	3.0	09/10/24 18:10	
92752167006	**HAM-PT-12**					
EPA 6010D	Iron	0.14	mg/L	0.040	09/13/24 21:32	
EPA 6010D	Manganese	0.77	mg/L	0.040	09/13/24 21:32	
EPA 6010D	Potassium	5.5	mg/L	0.50	09/13/24 21:32	
EPA 6010D	Sodium	6.7	mg/L	1.0	09/13/24 21:32	
EPA 6010D	Calcium	90.2	mg/L	1.0	09/13/24 21:32	
EPA 6010D	Magnesium	26.4	mg/L	0.050	09/13/24 21:32	
EPA 6020B	Arsenic	0.0017J	mg/L	0.0050	09/13/24 17:32	
EPA 6020B	Barium	0.068	mg/L	0.0050	09/13/24 17:32	
EPA 6020B	Boron	1.0	mg/L	0.040	09/13/24 17:32	
EPA 6020B	Cadmium	0.00024J	mg/L	0.00050	09/13/24 17:32	
EPA 6020B	Cobalt	0.0028J	mg/L	0.0050	09/13/24 17:32	
EPA 6020B	Lithium	0.0020J	mg/L	0.030	09/13/24 17:32	
EPA 6020B	Molybdenum	0.19	mg/L	0.010	09/13/24 17:32	
SM 2540C-2015	Total Dissolved Solids	500	mg/L	25.0	09/10/24 13:02	
SM 2320B-2011	Alkalinity,Bicarbonate (CaCO3)	124	mg/L	5.0	09/11/24 15:14	
SM 2320B-2011	Alkalinity, Total as CaCO3	124	mg/L	5.0	09/11/24 15:14	
EPA 300.0 Rev 2.1 1993	Chloride	28.7	mg/L	1.0	09/10/24 08:28	
EPA 300.0 Rev 2.1 1993	Fluoride	0.38	mg/L	0.10	09/10/24 08:28	
EPA 300.0 Rev 2.1 1993	Sulfate	187	mg/L	4.0	09/10/24 18:25	
92752167007	**HAM-PT-13**					
EPA 6010D	Iron	17.2	mg/L	0.040	09/13/24 21:37	
EPA 6010D	Manganese	4.1	mg/L	0.040	09/13/24 21:37	
EPA 6010D	Potassium	5.9	mg/L	0.50	09/13/24 21:37	
EPA 6010D	Sodium	10.6	mg/L	1.0	09/13/24 21:37	
EPA 6010D	Calcium	120	mg/L	1.0	09/13/24 21:37	
EPA 6010D	Magnesium	16.1	mg/L	0.050	09/13/24 21:37	
EPA 6020B	Arsenic	0.31	mg/L	0.0050	09/13/24 17:36	
EPA 6020B	Barium	0.050	mg/L	0.0050	09/13/24 17:36	
EPA 6020B	Boron	0.53	mg/L	0.040	09/13/24 17:36	
EPA 6020B	Cobalt	0.038	mg/L	0.0050	09/13/24 17:36	
EPA 6020B	Lithium	0.059	mg/L	0.030	09/13/24 17:36	
EPA 6020B	Molybdenum	0.0088J	mg/L	0.010	09/13/24 17:36	
SM 2540C-2015	Total Dissolved Solids	570	mg/L	25.0	09/11/24 13:45	
SM 2320B-2011	Alkalinity,Bicarbonate (CaCO3)	134	mg/L	5.0	09/11/24 15:23	
SM 2320B-2011	Alkalinity, Total as CaCO3	134	mg/L	5.0	09/11/24 15:23	
EPA 300.0 Rev 2.1 1993	Chloride	17.4	mg/L	1.0	09/10/24 08:44	
EPA 300.0 Rev 2.1 1993	Fluoride	0.40	mg/L	0.10	09/10/24 08:44	
EPA 300.0 Rev 2.1 1993	Sulfate	241	mg/L	5.0	09/10/24 19:12	
92752167008	**HAM-PT-14**					
EPA 6010D	Iron	14.9	mg/L	0.040	09/13/24 21:41	
EPA 6010D	Manganese	3.0	mg/L	0.040	09/13/24 21:41	

This report shall not be reproduced, except in full,
without the written consent of Pace Analytical Services, LLC.

Pace Analytical Services, LLC
9800 Kincey Ave. Suite 100
Huntersville, NC 28078
(704)875-9092

SUMMARY OF DETECTION

Project: Hammond AP-1 (CA)-20240904
Pace Project No.: 92752167

Lab Sample ID Method	Client Sample ID Parameters	Result	Units	Report Limit	Analyzed	Qualifiers
92752167008	**HAM-PT-14**					
EPA 6010D	Potassium	6.1	mg/L	0.50	09/13/24 21:41	
EPA 6010D	Sodium	9.6	mg/L	1.0	09/13/24 21:41	
EPA 6010D	Calcium	121	mg/L	1.0	09/13/24 21:41	
EPA 6010D	Magnesium	18.6	mg/L	0.050	09/13/24 21:41	
EPA 6020B	Arsenic	0.23	mg/L	0.0050	09/13/24 17:40	
EPA 6020B	Barium	0.048	mg/L	0.0050	09/13/24 17:40	
EPA 6020B	Boron	0.62	mg/L	0.040	09/13/24 17:40	
EPA 6020B	Cobalt	0.025	mg/L	0.0050	09/13/24 17:40	
EPA 6020B	Lithium	0.049	mg/L	0.030	09/13/24 17:40	
EPA 6020B	Molybdenum	0.015	mg/L	0.010	09/13/24 17:40	
SM 2540C-2015	Total Dissolved Solids	586	mg/L	25.0	09/11/24 13:47	
SM 2320B-2011	Alkalinity,Bicarbonate (CaCO3)	156	mg/L	5.0	09/11/24 17:39	
SM 2320B-2011	Alkalinity, Total as CaCO3	156	mg/L	5.0	09/11/24 17:39	
EPA 300.0 Rev 2.1 1993	Chloride	19.1	mg/L	1.0	09/10/24 09:00	
EPA 300.0 Rev 2.1 1993	Fluoride	0.27	mg/L	0.10	09/10/24 09:00	
EPA 300.0 Rev 2.1 1993	Sulfate	236	mg/L	5.0	09/10/24 19:28	
92752167009	**HAM-PT-15**					
EPA 6010D	Iron	7.4	mg/L	0.040	09/13/24 21:46	
EPA 6010D	Manganese	4.9	mg/L	0.040	09/13/24 21:46	
EPA 6010D	Potassium	5.0	mg/L	0.50	09/13/24 21:46	
EPA 6010D	Sodium	7.9	mg/L	1.0	09/13/24 21:46	
EPA 6010D	Calcium	107	mg/L	1.0	09/13/24 21:46	
EPA 6010D	Magnesium	13.1	mg/L	0.050	09/13/24 21:46	
EPA 6020B	Arsenic	0.43	mg/L	0.0050	09/13/24 17:43	
EPA 6020B	Barium	0.048	mg/L	0.0050	09/13/24 17:43	
EPA 6020B	Beryllium	0.000099J	mg/L	0.00050	09/13/24 17:43	
EPA 6020B	Boron	0.69	mg/L	0.040	09/13/24 17:43	
EPA 6020B	Cobalt	0.079	mg/L	0.0050	09/13/24 17:43	
EPA 6020B	Lithium	0.042	mg/L	0.030	09/13/24 17:43	
EPA 6020B	Molybdenum	0.017	mg/L	0.010	09/13/24 17:43	
SM 2540C-2015	Total Dissolved Solids	521	mg/L	25.0	09/11/24 13:46	
SM 2320B-2011	Alkalinity,Bicarbonate (CaCO3)	149	mg/L	5.0	09/11/24 15:33	
SM 2320B-2011	Alkalinity, Total as CaCO3	149	mg/L	5.0	09/11/24 15:33	
EPA 300.0 Rev 2.1 1993	Chloride	15.2	mg/L	1.0	09/10/24 09:47	
EPA 300.0 Rev 2.1 1993	Fluoride	0.36	mg/L	0.10	09/10/24 09:47	
EPA 300.0 Rev 2.1 1993	Sulfate	204	mg/L	5.0	09/10/24 19:44	
92752167010	**HAM-AP1-EB-01**					
SM 2540C-2015	Total Dissolved Solids	66.0	mg/L	25.0	09/11/24 13:48	
92752167011	**HAM-AP1-FB-01**					
EPA 6020B	Molybdenum	0.00063J	mg/L	0.010	09/13/24 17:51	
SM 2540C-2015	Total Dissolved Solids	43.0	mg/L	25.0	09/11/24 13:48	
92752167012	**HAM-AP1-FD-01**					
EPA 6010D	Iron	10.1	mg/L	0.040	09/13/24 22:11	
EPA 6010D	Manganese	3.0	mg/L	0.040	09/13/24 22:11	
EPA 6010D	Potassium	5.4	mg/L	0.50	09/13/24 22:11	

This report shall not be reproduced, except in full,
without the written consent of Pace Analytical Services, LLC.

Pace Analytical Services, LLC
9800 Kincey Ave. Suite 100
Huntersville, NC 28078
(704)875-9092

SUMMARY OF DETECTION

Project: Hammond AP-1 (CA)-20240904
Pace Project No.: 92752167

Lab Sample ID Method	Client Sample ID Parameters	Result	Units	Report Limit	Analyzed	Qualifiers
92752167012	**HAM-AP1-FD-01**					
EPA 6010D	Sodium	9.3	mg/L	1.0	09/13/24 22:11	
EPA 6010D	Calcium	92.4	mg/L	1.0	09/13/24 22:11	
EPA 6010D	Magnesium	13.1	mg/L	0.050	09/13/24 22:11	
EPA 6020B	Arsenic	0.21	mg/L	0.0050	09/13/24 17:54	
EPA 6020B	Barium	0.049	mg/L	0.0050	09/13/24 17:54	
EPA 6020B	Boron	0.71	mg/L	0.040	09/13/24 17:54	
EPA 6020B	Cobalt	0.084	mg/L	0.0050	09/13/24 17:54	
EPA 6020B	Lithium	0.016J	mg/L	0.030	09/13/24 17:54	
EPA 6020B	Molybdenum	0.010	mg/L	0.010	09/13/24 17:54	
SM 2540C-2015	Total Dissolved Solids	492	mg/L	25.0	09/11/24 13:48	
SM 2320B-2011	Alkalinity,Bicarbonate (CaCO3)	81.3	mg/L	5.0	09/11/24 17:55	
SM 2320B-2011	Alkalinity, Total as CaCO3	81.3	mg/L	5.0	09/11/24 17:55	
EPA 300.0 Rev 2.1 1993	Chloride	19.5	mg/L	1.0	09/10/24 10:03	
EPA 300.0 Rev 2.1 1993	Fluoride	0.17	mg/L	0.10	09/10/24 10:03	
EPA 300.0 Rev 2.1 1993	Sulfate	195	mg/L	4.0	09/10/24 19:59	

This report shall not be reproduced, except in full,
without the written consent of Pace Analytical Services, LLC.

Pace Analytical Services, LLC
9800 Kincey Ave. Suite 100
Huntersville, NC 28078
(704)875-9092

ANALYTICAL RESULTS

Project: Hammond AP-1 (CA)-20240904
Pace Project No.: 92752167

Sample: HAM-PT-07 **Lab ID: 92752167001** Collected: 09/04/24 15:38 Received: 09/06/24 11:54 Matrix: Water

Parameters	Results	Units	Report Limit	MDL	DF	Prepared	Analyzed	CAS No.	Qual
6010D ATL ICP	Analytical Method: EPA 6010D Preparation Method: EPA 3010A Pace Analytical Services - Peachtree Corners, GA								
Iron	**15.6**	mg/L	0.040	0.025	1	09/12/24 13:03	09/13/24 20:42	7439-89-6	M1
Manganese	**4.4**	mg/L	0.040	0.011	1	09/12/24 13:03	09/13/24 20:42	7439-96-5	M1
Potassium	**5.8**	mg/L	0.50	0.15	1	09/12/24 13:03	09/13/24 20:42	7440-09-7	
Sodium	**9.8**	mg/L	1.0	0.58	1	09/12/24 13:03	09/13/24 20:42	7440-23-5	M1
Calcium	**117**	mg/L	1.0	0.12	1	09/12/24 13:03	09/13/24 20:42	7440-70-2	M1
Magnesium	**16.4**	mg/L	0.050	0.012	1	09/12/24 13:03	09/13/24 20:42	7439-95-4	M1
6020 MET ICPMS	Analytical Method: EPA 6020B Preparation Method: EPA 3005A Pace Analytical Services - Peachtree Corners, GA								
Antimony	**0.0014J**	mg/L	0.0030	0.00054	1	09/11/24 13:55	09/13/24 16:47	7440-36-0	
Arsenic	**0.30**	mg/L	0.0050	0.00084	1	09/11/24 13:55	09/13/24 16:47	7440-38-2	
Barium	**0.050**	mg/L	0.0050	0.00047	1	09/11/24 13:55	09/13/24 16:47	7440-39-3	
Beryllium	ND	mg/L	0.00050	0.000094	1	09/11/24 13:55	09/13/24 16:47	7440-41-7	
Boron	**0.56**	mg/L	0.040	0.012	1	09/11/24 13:55	09/13/24 16:47	7440-42-8	
Cadmium	ND	mg/L	0.00050	0.00010	1	09/11/24 13:55	09/13/24 16:47	7440-43-9	
Chromium	ND	mg/L	0.0050	0.0019	1	09/11/24 13:55	09/13/24 16:47	7440-47-3	
Cobalt	**0.12**	mg/L	0.0050	0.00032	1	09/11/24 13:55	09/13/24 16:47	7440-48-4	
Lead	ND	mg/L	0.0010	0.00016	1	09/11/24 13:55	09/13/24 16:47	7439-92-1	
Lithium	**0.053**	mg/L	0.030	0.0016	1	09/11/24 13:55	09/13/24 16:47	7439-93-2	
Molybdenum	**0.010**	mg/L	0.010	0.00062	1	09/11/24 13:55	09/13/24 16:47	7439-98-7	
Selenium	ND	mg/L	0.0050	0.00096	1	09/11/24 13:55	09/13/24 16:47	7782-49-2	
Thallium	ND	mg/L	0.0010	0.00038	1	09/11/24 13:55	09/13/24 16:47	7440-28-0	
7470 Mercury	Analytical Method: EPA 7470A Preparation Method: EPA 7470A Pace Analytical Services - Peachtree Corners, GA								
Mercury	ND	mg/L	0.00020	0.00013	1	09/17/24 07:00	09/17/24 10:34	7439-97-6	
2540C Total Dissolved Solids	Analytical Method: SM 2540C-2015 Pace Analytical Services - Peachtree Corners, GA								
Total Dissolved Solids	**561**	mg/L	25.0	25.0	1		09/10/24 12:56		
2320B Alkalinity	Analytical Method: SM 2320B-2011 Pace Analytical Services - Asheville								
Alkalinity,Bicarbonate (CaCO3)	**143**	mg/L	5.0	5.0	1		09/11/24 14:27		
Alkalinity,Carbonate (CaCO3)	ND	mg/L	5.0	5.0	1		09/11/24 14:27		
Alkalinity, Total as CaCO3	**143**	mg/L	5.0	5.0	1		09/11/24 14:27		
4500S2D Sulfide Water	Analytical Method: SM 4500-S2D-2011 Pace Analytical Services - Asheville								
Sulfide	ND	mg/L	0.10	0.022	1		09/10/24 04:23	18496-25-8	
300.0 IC Anions 28 Days	Analytical Method: EPA 300.0 Rev 2.1 1993 Pace Analytical Services - Asheville								
Chloride	**17.4**	mg/L	1.0	0.60	1		09/10/24 06:53	16887-00-6	

This report shall not be reproduced, except in full,
without the written consent of Pace Analytical Services, LLC.

Pace Analytical Services, LLC
9800 Kincey Ave. Suite 100
Huntersville, NC 28078
(704)875-9092

ANALYTICAL RESULTS

Project: Hammond AP-1 (CA)-20240904
Pace Project No.: 92752167

Sample: HAM-PT-07 **Lab ID: 92752167001** Collected: 09/04/24 15:38 Received: 09/06/24 11:54 Matrix: Water

Parameters	Results	Units	Report Limit	MDL	DF	Prepared	Analyzed	CAS No.	Qual
300.0 IC Anions 28 Days	Analytical Method: EPA 300.0 Rev 2.1 1993 Pace Analytical Services - Asheville								
Fluoride	**0.37**	mg/L	0.10	0.050	1		09/10/24 06:53	16984-48-8	
Sulfate	**221**	mg/L	5.0	2.5	5		09/10/24 16:52	14808-79-8	

This report shall not be reproduced, except in full,
without the written consent of Pace Analytical Services, LLC.

Pace Analytical Services, LLC
9800 Kincey Ave. Suite 100
Huntersville, NC 28078
(704)875-9092

ANALYTICAL RESULTS

Project: Hammond AP-1 (CA)-20240904
Pace Project No.: 92752167

Sample: HAM-PT-08 **Lab ID: 92752167002** Collected: 09/05/24 12:47 Received: 09/06/24 11:54 Matrix: Water

Parameters	Results	Units	Report Limit	MDL	DF	Prepared	Analyzed	CAS No.	Qual
6010D ATL ICP	Analytical Method: EPA 6010D Preparation Method: EPA 3010A								
	Pace Analytical Services - Peachtree Corners, GA								
Iron	**9.8**	mg/L	0.040	0.025	1	09/12/24 13:03	09/13/24 21:12	7439-89-6	
Manganese	**3.0**	mg/L	0.040	0.011	1	09/12/24 13:03	09/13/24 21:12	7439-96-5	
Potassium	**5.3**	mg/L	0.50	0.15	1	09/12/24 13:03	09/13/24 21:12	7440-09-7	
Sodium	**8.2**	mg/L	1.0	0.58	1	09/12/24 13:03	09/13/24 21:12	7440-23-5	
Calcium	**94.4**	mg/L	1.0	0.12	1	09/12/24 13:03	09/13/24 21:12	7440-70-2	
Magnesium	**13.2**	mg/L	0.050	0.012	1	09/12/24 13:03	09/13/24 21:12	7439-95-4	
6020 MET ICPMS	Analytical Method: EPA 6020B Preparation Method: EPA 3005A								
	Pace Analytical Services - Peachtree Corners, GA								
Antimony	**0.0013J**	mg/L	0.0030	0.00054	1	09/11/24 13:55	09/13/24 17:01	7440-36-0	
Arsenic	**0.23**	mg/L	0.0050	0.00084	1	09/11/24 13:55	09/13/24 17:01	7440-38-2	
Barium	**0.048**	mg/L	0.0050	0.00047	1	09/11/24 13:55	09/13/24 17:01	7440-39-3	
Beryllium	ND	mg/L	0.00050	0.000094	1	09/11/24 13:55	09/13/24 17:01	7440-41-7	
Boron	**0.70**	mg/L	0.040	0.012	1	09/11/24 13:55	09/13/24 17:01	7440-42-8	
Cadmium	ND	mg/L	0.00050	0.00010	1	09/11/24 13:55	09/13/24 17:01	7440-43-9	
Chromium	ND	mg/L	0.0050	0.0019	1	09/11/24 13:55	09/13/24 17:01	7440-47-3	
Cobalt	**0.084**	mg/L	0.0050	0.00032	1	09/11/24 13:55	09/13/24 17:01	7440-48-4	
Lead	ND	mg/L	0.0010	0.00016	1	09/11/24 13:55	09/13/24 17:01	7439-92-1	
Lithium	**0.015J**	mg/L	0.030	0.0016	1	09/11/24 13:55	09/13/24 17:01	7439-93-2	
Molybdenum	**0.010**	mg/L	0.010	0.00062	1	09/11/24 13:55	09/13/24 17:01	7439-98-7	
Selenium	ND	mg/L	0.0050	0.00096	1	09/11/24 13:55	09/13/24 17:01	7782-49-2	
Thallium	ND	mg/L	0.0010	0.00038	1	09/11/24 13:55	09/13/24 17:01	7440-28-0	
7470 Mercury	Analytical Method: EPA 7470A Preparation Method: EPA 7470A								
	Pace Analytical Services - Peachtree Corners, GA								
Mercury	ND	mg/L	0.00020	0.00013	1	09/17/24 07:00	09/17/24 10:37	7439-97-6	
2540C Total Dissolved Solids	Analytical Method: SM 2540C-2015								
	Pace Analytical Services - Peachtree Corners, GA								
Total Dissolved Solids	**466**	mg/L	25.0	25.0	1		09/11/24 13:47		
2320B Alkalinity	Analytical Method: SM 2320B-2011								
	Pace Analytical Services - Asheville								
Alkalinity,Bicarbonate (CaCO3)	**77.7**	mg/L	5.0	5.0	1		09/11/24 17:31		
Alkalinity,Carbonate (CaCO3)	ND	mg/L	5.0	5.0	1		09/11/24 17:31		
Alkalinity, Total as CaCO3	**77.7**	mg/L	5.0	5.0	1		09/11/24 17:31		
4500S2D Sulfide Water	Analytical Method: SM 4500-S2D-2011								
	Pace Analytical Services - Asheville								
Sulfide	ND	mg/L	0.10	0.022	1		09/10/24 04:31	18496-25-8	
300.0 IC Anions 28 Days	Analytical Method: EPA 300.0 Rev 2.1 1993								
	Pace Analytical Services - Asheville								
Chloride	**19.3**	mg/L	1.0	0.60	1		09/10/24 07:09	16887-00-6	

This report shall not be reproduced, except in full,
without the written consent of Pace Analytical Services, LLC.

Pace Analytical Services, LLC
9800 Kincey Ave. Suite 100
Huntersville, NC 28078
(704)875-9092

ANALYTICAL RESULTS

Project: Hammond AP-1 (CA)-20240904
Pace Project No.: 92752167

Sample: HAM-PT-08 **Lab ID: 92752167002** Collected: 09/05/24 12:47 Received: 09/06/24 11:54 Matrix: Water

Parameters	Results	Units	Report Limit	MDL	DF	Prepared	Analyzed	CAS No.	Qual
300.0 IC Anions 28 Days	Analytical Method: EPA 300.0 Rev 2.1 1993 Pace Analytical Services - Asheville								
Fluoride	**0.16**	mg/L	0.10	0.050	1		09/10/24 07:09	16984-48-8	M1
Sulfate	**193**	mg/L	4.0	2.0	4		09/10/24 17:07	14808-79-8	M1

This report shall not be reproduced, except in full,
without the written consent of Pace Analytical Services, LLC.

Pace Analytical Services, LLC
9800 Kincey Ave. Suite 100
Huntersville, NC 28078
(704)875-9092

ANALYTICAL RESULTS

Project: Hammond AP-1 (CA)-20240904
Pace Project No.: 92752167

Sample: HAM-PT-09 **Lab ID: 92752167003** Collected: 09/04/24 13:20 Received: 09/06/24 11:54 Matrix: Water

Parameters	Results	Units	Report Limit	MDL	DF	Prepared	Analyzed	CAS No.	Qual
6010D ATL ICP	Analytical Method: EPA 6010D Preparation Method: EPA 3010A								
	Pace Analytical Services - Peachtree Corners, GA								
Iron	**0.31**	mg/L	0.040	0.025	1	09/12/24 13:03	09/13/24 21:17	7439-89-6	
Manganese	**0.28**	mg/L	0.040	0.011	1	09/12/24 13:03	09/13/24 21:17	7439-96-5	
Potassium	**6.1**	mg/L	0.50	0.15	1	09/12/24 13:03	09/13/24 21:17	7440-09-7	
Sodium	**8.9**	mg/L	1.0	0.58	1	09/12/24 13:03	09/13/24 21:17	7440-23-5	
Calcium	**87.9**	mg/L	1.0	0.12	1	09/12/24 13:03	09/13/24 21:17	7440-70-2	
Magnesium	**24.9**	mg/L	0.050	0.012	1	09/12/24 13:03	09/13/24 21:17	7439-95-4	
6020 MET ICPMS	Analytical Method: EPA 6020B Preparation Method: EPA 3005A								
	Pace Analytical Services - Peachtree Corners, GA								
Antimony	ND	mg/L	0.0030	0.00054	1	09/11/24 13:55	09/13/24 17:05	7440-36-0	
Arsenic	ND	mg/L	0.0050	0.00084	1	09/11/24 13:55	09/13/24 17:05	7440-38-2	
Barium	**0.068**	mg/L	0.0050	0.00047	1	09/11/24 13:55	09/13/24 17:05	7440-39-3	
Beryllium	ND	mg/L	0.00050	0.000094	1	09/11/24 13:55	09/13/24 17:05	7440-41-7	
Boron	**1.4**	mg/L	0.040	0.012	1	09/11/24 13:55	09/13/24 17:05	7440-42-8	
Cadmium	**0.00021J**	mg/L	0.00050	0.00010	1	09/11/24 13:55	09/13/24 17:05	7440-43-9	
Chromium	ND	mg/L	0.0050	0.0019	1	09/11/24 13:55	09/13/24 17:05	7440-47-3	
Cobalt	**0.0027J**	mg/L	0.0050	0.00032	1	09/11/24 13:55	09/13/24 17:05	7440-48-4	
Lead	ND	mg/L	0.0010	0.00016	1	09/11/24 13:55	09/13/24 17:05	7439-92-1	
Lithium	**0.0022J**	mg/L	0.030	0.0016	1	09/11/24 13:55	09/13/24 17:05	7439-93-2	
Molybdenum	**0.26**	mg/L	0.010	0.00062	1	09/11/24 13:55	09/13/24 17:05	7439-98-7	
Selenium	ND	mg/L	0.0050	0.00096	1	09/11/24 13:55	09/13/24 17:05	7782-49-2	
Thallium	ND	mg/L	0.0010	0.00038	1	09/11/24 13:55	09/13/24 17:05	7440-28-0	
7470 Mercury	Analytical Method: EPA 7470A Preparation Method: EPA 7470A								
	Pace Analytical Services - Peachtree Corners, GA								
Mercury	ND	mg/L	0.00020	0.00013	1	09/17/24 07:00	09/17/24 10:39	7439-97-6	
2540C Total Dissolved Solids	Analytical Method: SM 2540C-2015								
	Pace Analytical Services - Peachtree Corners, GA								
Total Dissolved Solids	**486**	mg/L	25.0	25.0	1		09/10/24 12:56		
2320B Alkalinity	Analytical Method: SM 2320B-2011								
	Pace Analytical Services - Asheville								
Alkalinity,Bicarbonate (CaCO3)	**121**	mg/L	5.0	5.0	1		09/11/24 14:38		
Alkalinity,Carbonate (CaCO3)	ND	mg/L	5.0	5.0	1		09/11/24 14:38		
Alkalinity, Total as CaCO3	**121**	mg/L	5.0	5.0	1		09/11/24 14:38		
4500S2D Sulfide Water	Analytical Method: SM 4500-S2D-2011								
	Pace Analytical Services - Asheville								
Sulfide	ND	mg/L	0.10	0.022	1		09/10/24 04:25	18496-25-8	
300.0 IC Anions 28 Days	Analytical Method: EPA 300.0 Rev 2.1 1993								
	Pace Analytical Services - Asheville								
Chloride	**45.3**	mg/L	1.0	0.60	1		09/10/24 07:56	16887-00-6	

This report shall not be reproduced, except in full,
without the written consent of Pace Analytical Services, LLC.

Pace Analytical Services, LLC
9800 Kincey Ave. Suite 100
Huntersville, NC 28078
(704)875-9092

ANALYTICAL RESULTS

Project: Hammond AP-1 (CA)-20240904
Pace Project No.: 92752167

Sample: HAM-PT-09 **Lab ID: 92752167003** Collected: 09/04/24 13:20 Received: 09/06/24 11:54 Matrix: Water

Parameters	Results	Units	Report Limit	MDL	DF	Prepared	Analyzed	CAS No.	Qual
300.0 IC Anions 28 Days	Analytical Method: EPA 300.0 Rev 2.1 1993 Pace Analytical Services - Asheville								
Fluoride	**0.43**	mg/L	0.10	0.050	1		09/10/24 07:56	16984-48-8	
Sulfate	**149**	mg/L	3.0	1.5	3		09/10/24 17:54	14808-79-8	

This report shall not be reproduced, except in full,
without the written consent of Pace Analytical Services, LLC.

Pace Analytical Services, LLC
9800 Kincey Ave. Suite 100
Huntersville, NC 28078
(704)875-9092

ANALYTICAL RESULTS

Project: Hammond AP-1 (CA)-20240904
Pace Project No.: 92752167

Sample: HAM-PT-10 **Lab ID: 92752167004** Collected: 09/04/24 11:35 Received: 09/06/24 11:54 Matrix: Water

Parameters	Results	Units	Report Limit	MDL	DF	Prepared	Analyzed	CAS No.	Qual
6010D ATL ICP	Analytical Method: EPA 6010D Preparation Method: EPA 3010A								
	Pace Analytical Services - Peachtree Corners, GA								
Iron	**0.077**	mg/L	0.040	0.025	1	09/12/24 13:03	09/13/24 21:22	7439-89-6	
Manganese	**0.42**	mg/L	0.040	0.011	1	09/12/24 13:03	09/13/24 21:22	7439-96-5	
Potassium	**6.8**	mg/L	0.50	0.15	1	09/12/24 13:03	09/13/24 21:22	7440-09-7	
Sodium	**8.7**	mg/L	1.0	0.58	1	09/12/24 13:03	09/13/24 21:22	7440-23-5	
Calcium	**99.0**	mg/L	1.0	0.12	1	09/12/24 13:03	09/13/24 21:22	7440-70-2	
Magnesium	**13.1**	mg/L	0.050	0.012	1	09/12/24 13:03	09/13/24 21:22	7439-95-4	
6020 MET ICPMS	Analytical Method: EPA 6020B Preparation Method: EPA 3005A								
	Pace Analytical Services - Peachtree Corners, GA								
Antimony	ND	mg/L	0.0030	0.00054	1	09/11/24 13:55	09/13/24 17:09	7440-36-0	
Arsenic	ND	mg/L	0.0050	0.00084	1	09/11/24 13:55	09/13/24 17:09	7440-38-2	
Barium	**0.047**	mg/L	0.0050	0.00047	1	09/11/24 13:55	09/13/24 17:09	7440-39-3	
Beryllium	ND	mg/L	0.00050	0.000094	1	09/11/24 13:55	09/13/24 17:09	7440-41-7	
Boron	**1.6**	mg/L	0.040	0.012	1	09/11/24 13:55	09/13/24 17:09	7440-42-8	
Cadmium	**0.00011J**	mg/L	0.00050	0.00010	1	09/11/24 13:55	09/13/24 17:09	7440-43-9	
Chromium	ND	mg/L	0.0050	0.0019	1	09/11/24 13:55	09/13/24 17:09	7440-47-3	
Cobalt	**0.0015J**	mg/L	0.0050	0.00032	1	09/11/24 13:55	09/13/24 17:09	7440-48-4	
Lead	ND	mg/L	0.0010	0.00016	1	09/11/24 13:55	09/13/24 17:09	7439-92-1	
Lithium	ND	mg/L	0.030	0.0016	1	09/11/24 13:55	09/13/24 17:09	7439-93-2	
Molybdenum	**0.18**	mg/L	0.010	0.00062	1	09/11/24 13:55	09/13/24 17:09	7439-98-7	
Selenium	ND	mg/L	0.0050	0.00096	1	09/11/24 13:55	09/13/24 17:09	7782-49-2	
Thallium	ND	mg/L	0.0010	0.00038	1	09/11/24 13:55	09/13/24 17:09	7440-28-0	
7470 Mercury	Analytical Method: EPA 7470A Preparation Method: EPA 7470A								
	Pace Analytical Services - Peachtree Corners, GA								
Mercury	ND	mg/L	0.00020	0.00013	1	09/17/24 07:00	09/17/24 10:55	7439-97-6	
2540C Total Dissolved Solids	Analytical Method: SM 2540C-2015								
	Pace Analytical Services - Peachtree Corners, GA								
Total Dissolved Solids	**473**	mg/L	25.0	25.0	1		09/10/24 12:56		
2320B Alkalinity	Analytical Method: SM 2320B-2011								
	Pace Analytical Services - Asheville								
Alkalinity,Bicarbonate (CaCO3)	**130**	mg/L	5.0	5.0	1		09/11/24 14:47		
Alkalinity,Carbonate (CaCO3)	ND	mg/L	5.0	5.0	1		09/11/24 14:47		
Alkalinity, Total as CaCO3	**130**	mg/L	5.0	5.0	1		09/11/24 14:47		
4500S2D Sulfide Water	Analytical Method: SM 4500-S2D-2011								
	Pace Analytical Services - Asheville								
Sulfide	ND	mg/L	0.10	0.022	1		09/10/24 04:25	18496-25-8	
300.0 IC Anions 28 Days	Analytical Method: EPA 300.0 Rev 2.1 1993								
	Pace Analytical Services - Asheville								
Chloride	**46.2**	mg/L	1.0	0.60	1		09/10/24 16:35	16887-00-6	

This report shall not be reproduced, except in full,
without the written consent of Pace Analytical Services, LLC.

Pace Analytical Services, LLC
9800 Kincey Ave. Suite 100
Huntersville, NC 28078
(704)875-9092

ANALYTICAL RESULTS

Project: Hammond AP-1 (CA)-20240904
Pace Project No.: 92752167

Sample: HAM-PT-10 **Lab ID: 92752167004** Collected: 09/04/24 11:35 Received: 09/06/24 11:54 Matrix: Water

Parameters	Results	Units	Report Limit	MDL	DF	Prepared	Analyzed	CAS No.	Qual
300.0 IC Anions 28 Days	Analytical Method: EPA 300.0 Rev 2.1 1993 Pace Analytical Services - Asheville								
Fluoride	**0.28**	mg/L	0.10	0.050	1		09/10/24 16:35	16984-48-8	
Sulfate	**118**	mg/L	3.0	1.5	3		09/10/24 18:49	14808-79-8	

This report shall not be reproduced, except in full,
without the written consent of Pace Analytical Services, LLC.

Pace Analytical Services, LLC
9800 Kincey Ave. Suite 100
Huntersville, NC 28078
(704)875-9092

ANALYTICAL RESULTS

Project: Hammond AP-1 (CA)-20240904
Pace Project No.: 92752167

Sample: HAM-PT-11 **Lab ID: 92752167005** Collected: 09/04/24 11:25 Received: 09/06/24 11:54 Matrix: Water

Parameters	Results	Units	Report Limit	MDL	DF	Prepared	Analyzed	CAS No.	Qual
6010D ATL ICP	Analytical Method: EPA 6010D Preparation Method: EPA 3010A								
	Pace Analytical Services - Peachtree Corners, GA								
Iron	**0.41**	mg/L	0.040	0.025	1	09/12/24 13:03	09/13/24 21:27	7439-89-6	
Manganese	**0.59**	mg/L	0.040	0.011	1	09/12/24 13:03	09/13/24 21:27	7439-96-5	
Potassium	**6.1**	mg/L	0.50	0.15	1	09/12/24 13:03	09/13/24 21:27	7440-09-7	
Sodium	**8.6**	mg/L	1.0	0.58	1	09/12/24 13:03	09/13/24 21:27	7440-23-5	
Calcium	**94.9**	mg/L	1.0	0.12	1	09/12/24 13:03	09/13/24 21:27	7440-70-2	
Magnesium	**17.8**	mg/L	0.050	0.012	1	09/12/24 13:03	09/13/24 21:27	7439-95-4	
6020 MET ICPMS	Analytical Method: EPA 6020B Preparation Method: EPA 3005A								
	Pace Analytical Services - Peachtree Corners, GA								
Antimony	ND	mg/L	0.0030	0.00054	1	09/11/24 13:55	09/13/24 17:12	7440-36-0	
Arsenic	**0.00087J**	mg/L	0.0050	0.00084	1	09/11/24 13:55	09/13/24 17:12	7440-38-2	
Barium	**0.070**	mg/L	0.0050	0.00047	1	09/11/24 13:55	09/13/24 17:12	7440-39-3	
Beryllium	ND	mg/L	0.00050	0.000094	1	09/11/24 13:55	09/13/24 17:12	7440-41-7	
Boron	**1.4**	mg/L	0.040	0.012	1	09/11/24 13:55	09/13/24 17:12	7440-42-8	
Cadmium	**0.00017J**	mg/L	0.00050	0.00010	1	09/11/24 13:55	09/13/24 17:12	7440-43-9	
Chromium	ND	mg/L	0.0050	0.0019	1	09/11/24 13:55	09/13/24 17:12	7440-47-3	
Cobalt	**0.0066**	mg/L	0.0050	0.00032	1	09/11/24 13:55	09/13/24 17:12	7440-48-4	
Lead	ND	mg/L	0.0010	0.00016	1	09/11/24 13:55	09/13/24 17:12	7439-92-1	
Lithium	**0.0039J**	mg/L	0.030	0.0016	1	09/11/24 13:55	09/13/24 17:12	7439-93-2	
Molybdenum	**0.14**	mg/L	0.010	0.00062	1	09/11/24 13:55	09/13/24 17:12	7439-98-7	
Selenium	ND	mg/L	0.0050	0.00096	1	09/11/24 13:55	09/13/24 17:12	7782-49-2	
Thallium	ND	mg/L	0.0010	0.00038	1	09/11/24 13:55	09/13/24 17:12	7440-28-0	
7470 Mercury	Analytical Method: EPA 7470A Preparation Method: EPA 7470A								
	Pace Analytical Services - Peachtree Corners, GA								
Mercury	ND	mg/L	0.00020	0.00013	1	09/17/24 07:00	09/17/24 10:58	7439-97-6	
2540C Total Dissolved Solids	Analytical Method: SM 2540C-2015								
	Pace Analytical Services - Peachtree Corners, GA								
Total Dissolved Solids	**483**	mg/L	25.0	25.0	1		09/10/24 13:01		
2320B Alkalinity	Analytical Method: SM 2320B-2011								
	Pace Analytical Services - Asheville								
Alkalinity,Bicarbonate (CaCO3)	**133**	mg/L	5.0	5.0	1		09/11/24 15:04		
Alkalinity,Carbonate (CaCO3)	ND	mg/L	5.0	5.0	1		09/11/24 15:04		
Alkalinity, Total as CaCO3	**133**	mg/L	5.0	5.0	1		09/11/24 15:04		
4500S2D Sulfide Water	Analytical Method: SM 4500-S2D-2011								
	Pace Analytical Services - Asheville								
Sulfide	ND	mg/L	0.10	0.022	1		09/10/24 04:26	18496-25-8	
300.0 IC Anions 28 Days	Analytical Method: EPA 300.0 Rev 2.1 1993								
	Pace Analytical Services - Asheville								
Chloride	**46.1**	mg/L	1.0	0.60	1		09/10/24 08:12	16887-00-6	

This report shall not be reproduced, except in full,
without the written consent of Pace Analytical Services, LLC.

Pace Analytical Services, LLC
9800 Kincey Ave. Suite 100
Huntersville, NC 28078
(704)875-9092

ANALYTICAL RESULTS

Project: Hammond AP-1 (CA)-20240904
Pace Project No.: 92752167

Sample: HAM-PT-11 **Lab ID: 92752167005** Collected: 09/04/24 11:25 Received: 09/06/24 11:54 Matrix: Water

Parameters	Results	Units	Report Limit	MDL	DF	Prepared	Analyzed	CAS No.	Qual
300.0 IC Anions 28 Days	Analytical Method: EPA 300.0 Rev 2.1 1993 Pace Analytical Services - Asheville								
Fluoride	**0.43**	mg/L	0.10	0.050	1		09/10/24 08:12	16984-48-8	
Sulfate	**139**	mg/L	3.0	1.5	3		09/10/24 18:10	14808-79-8	

This report shall not be reproduced, except in full,
without the written consent of Pace Analytical Services, LLC.

Pace Analytical Services, LLC
9800 Kincey Ave. Suite 100
Huntersville, NC 28078
(704)875-9092

ANALYTICAL RESULTS

Project: Hammond AP-1 (CA)-20240904
Pace Project No.: 92752167

Sample: HAM-PT-12 **Lab ID: 92752167006** Collected: 09/04/24 15:25 Received: 09/06/24 11:54 Matrix: Water

Parameters	Results	Units	Report Limit	MDL	DF	Prepared	Analyzed	CAS No.	Qual
6010D ATL ICP	Analytical Method: EPA 6010D Preparation Method: EPA 3010A								
	Pace Analytical Services - Peachtree Corners, GA								
Iron	**0.14**	mg/L	0.040	0.025	1	09/12/24 13:03	09/13/24 21:32	7439-89-6	
Manganese	**0.77**	mg/L	0.040	0.011	1	09/12/24 13:03	09/13/24 21:32	7439-96-5	
Potassium	**5.5**	mg/L	0.50	0.15	1	09/12/24 13:03	09/13/24 21:32	7440-09-7	
Sodium	**6.7**	mg/L	1.0	0.58	1	09/12/24 13:03	09/13/24 21:32	7440-23-5	
Calcium	**90.2**	mg/L	1.0	0.12	1	09/12/24 13:03	09/13/24 21:32	7440-70-2	
Magnesium	**26.4**	mg/L	0.050	0.012	1	09/12/24 13:03	09/13/24 21:32	7439-95-4	
6020 MET ICPMS	Analytical Method: EPA 6020B Preparation Method: EPA 3005A								
	Pace Analytical Services - Peachtree Corners, GA								
Antimony	ND	mg/L	0.0030	0.00054	1	09/11/24 13:55	09/13/24 17:32	7440-36-0	
Arsenic	**0.0017J**	mg/L	0.0050	0.00084	1	09/11/24 13:55	09/13/24 17:32	7440-38-2	
Barium	**0.068**	mg/L	0.0050	0.00047	1	09/11/24 13:55	09/13/24 17:32	7440-39-3	
Beryllium	ND	mg/L	0.00050	0.000094	1	09/11/24 13:55	09/13/24 17:32	7440-41-7	
Boron	**1.0**	mg/L	0.040	0.012	1	09/11/24 13:55	09/13/24 17:32	7440-42-8	
Cadmium	**0.00024J**	mg/L	0.00050	0.00010	1	09/11/24 13:55	09/13/24 17:32	7440-43-9	
Chromium	ND	mg/L	0.0050	0.0019	1	09/11/24 13:55	09/13/24 17:32	7440-47-3	
Cobalt	**0.0028J**	mg/L	0.0050	0.00032	1	09/11/24 13:55	09/13/24 17:32	7440-48-4	
Lead	ND	mg/L	0.0010	0.00016	1	09/11/24 13:55	09/13/24 17:32	7439-92-1	
Lithium	**0.0020J**	mg/L	0.030	0.0016	1	09/11/24 13:55	09/13/24 17:32	7439-93-2	
Molybdenum	**0.19**	mg/L	0.010	0.00062	1	09/11/24 13:55	09/13/24 17:32	7439-98-7	
Selenium	ND	mg/L	0.0050	0.00096	1	09/11/24 13:55	09/13/24 17:32	7782-49-2	
Thallium	ND	mg/L	0.0010	0.00038	1	09/11/24 13:55	09/13/24 17:32	7440-28-0	
7470 Mercury	Analytical Method: EPA 7470A Preparation Method: EPA 7470A								
	Pace Analytical Services - Peachtree Corners, GA								
Mercury	ND	mg/L	0.00020	0.00013	1	09/17/24 07:00	09/17/24 11:00	7439-97-6	
2540C Total Dissolved Solids	Analytical Method: SM 2540C-2015								
	Pace Analytical Services - Peachtree Corners, GA								
Total Dissolved Solids	**500**	mg/L	25.0	25.0	1		09/10/24 13:02		
2320B Alkalinity	Analytical Method: SM 2320B-2011								
	Pace Analytical Services - Asheville								
Alkalinity,Bicarbonate (CaCO3)	**124**	mg/L	5.0	5.0	1		09/11/24 15:14		
Alkalinity,Carbonate (CaCO3)	ND	mg/L	5.0	5.0	1		09/11/24 15:14		
Alkalinity, Total as CaCO3	**124**	mg/L	5.0	5.0	1		09/11/24 15:14		
4500S2D Sulfide Water	Analytical Method: SM 4500-S2D-2011								
	Pace Analytical Services - Asheville								
Sulfide	ND	mg/L	0.10	0.022	1		09/10/24 04:27	18496-25-8	
300.0 IC Anions 28 Days	Analytical Method: EPA 300.0 Rev 2.1 1993								
	Pace Analytical Services - Asheville								
Chloride	**28.7**	mg/L	1.0	0.60	1		09/10/24 08:28	16887-00-6	

This report shall not be reproduced, except in full,
without the written consent of Pace Analytical Services, LLC.

Pace Analytical Services, LLC
9800 Kincey Ave. Suite 100
Huntersville, NC 28078
(704)875-9092

ANALYTICAL RESULTS

Project: Hammond AP-1 (CA)-20240904
Pace Project No.: 92752167

Sample: HAM-PT-12 **Lab ID: 92752167006** Collected: 09/04/24 15:25 Received: 09/06/24 11:54 Matrix: Water

Parameters	Results	Units	Report Limit	MDL	DF	Prepared	Analyzed	CAS No.	Qual
300.0 IC Anions 28 Days	Analytical Method: EPA 300.0 Rev 2.1 1993 Pace Analytical Services - Asheville								
Fluoride	**0.38**	mg/L	0.10	0.050	1		09/10/24 08:28	16984-48-8	
Sulfate	**187**	mg/L	4.0	2.0	4		09/10/24 18:25	14808-79-8	

This report shall not be reproduced, except in full,
without the written consent of Pace Analytical Services, LLC.

Pace Analytical Services, LLC
9800 Kincey Ave. Suite 100
Huntersville, NC 28078
(704)875-9092

ANALYTICAL RESULTS

Project: Hammond AP-1 (CA)-20240904
Pace Project No.: 92752167

Sample: HAM-PT-13 **Lab ID: 92752167007** Collected: 09/04/24 14:00 Received: 09/06/24 11:54 Matrix: Water

Parameters	Results	Units	Report Limit	MDL	DF	Prepared	Analyzed	CAS No.	Qual
6010D ATL ICP	Analytical Method: EPA 6010D Preparation Method: EPA 3010A								
	Pace Analytical Services - Peachtree Corners, GA								
Iron	**17.2**	mg/L	0.040	0.025	1	09/12/24 13:03	09/13/24 21:37	7439-89-6	
Manganese	**4.1**	mg/L	0.040	0.011	1	09/12/24 13:03	09/13/24 21:37	7439-96-5	
Potassium	**5.9**	mg/L	0.50	0.15	1	09/12/24 13:03	09/13/24 21:37	7440-09-7	
Sodium	**10.6**	mg/L	1.0	0.58	1	09/12/24 13:03	09/13/24 21:37	7440-23-5	
Calcium	**120**	mg/L	1.0	0.12	1	09/12/24 13:03	09/13/24 21:37	7440-70-2	
Magnesium	**16.1**	mg/L	0.050	0.012	1	09/12/24 13:03	09/13/24 21:37	7439-95-4	
6020 MET ICPMS	Analytical Method: EPA 6020B Preparation Method: EPA 3005A								
	Pace Analytical Services - Peachtree Corners, GA								
Antimony	ND	mg/L	0.0030	0.00054	1	09/11/24 13:55	09/13/24 17:36	7440-36-0	
Arsenic	**0.31**	mg/L	0.0050	0.00084	1	09/11/24 13:55	09/13/24 17:36	7440-38-2	
Barium	**0.050**	mg/L	0.0050	0.00047	1	09/11/24 13:55	09/13/24 17:36	7440-39-3	
Beryllium	ND	mg/L	0.00050	0.000094	1	09/11/24 13:55	09/13/24 17:36	7440-41-7	
Boron	**0.53**	mg/L	0.040	0.012	1	09/11/24 13:55	09/13/24 17:36	7440-42-8	
Cadmium	ND	mg/L	0.00050	0.00010	1	09/11/24 13:55	09/13/24 17:36	7440-43-9	
Chromium	ND	mg/L	0.0050	0.0019	1	09/11/24 13:55	09/13/24 17:36	7440-47-3	
Cobalt	**0.038**	mg/L	0.0050	0.00032	1	09/11/24 13:55	09/13/24 17:36	7440-48-4	
Lead	ND	mg/L	0.0010	0.00016	1	09/11/24 13:55	09/13/24 17:36	7439-92-1	
Lithium	**0.059**	mg/L	0.030	0.0016	1	09/11/24 13:55	09/13/24 17:36	7439-93-2	
Molybdenum	**0.0088J**	mg/L	0.010	0.00062	1	09/11/24 13:55	09/13/24 17:36	7439-98-7	
Selenium	ND	mg/L	0.0050	0.00096	1	09/11/24 13:55	09/13/24 17:36	7782-49-2	
Thallium	ND	mg/L	0.0010	0.00038	1	09/11/24 13:55	09/13/24 17:36	7440-28-0	
7470 Mercury	Analytical Method: EPA 7470A Preparation Method: EPA 7470A								
	Pace Analytical Services - Peachtree Corners, GA								
Mercury	ND	mg/L	0.00020	0.00013	1	09/17/24 07:00	09/17/24 11:03	7439-97-6	
2540C Total Dissolved Solids	Analytical Method: SM 2540C-2015								
	Pace Analytical Services - Peachtree Corners, GA								
Total Dissolved Solids	**570**	mg/L	25.0	25.0	1		09/11/24 13:45		
2320B Alkalinity	Analytical Method: SM 2320B-2011								
	Pace Analytical Services - Asheville								
Alkalinity,Bicarbonate (CaCO3)	**134**	mg/L	5.0	5.0	1		09/11/24 15:23		
Alkalinity,Carbonate (CaCO3)	ND	mg/L	5.0	5.0	1		09/11/24 15:23		
Alkalinity, Total as CaCO3	**134**	mg/L	5.0	5.0	1		09/11/24 15:23		
4500S2D Sulfide Water	Analytical Method: SM 4500-S2D-2011								
	Pace Analytical Services - Asheville								
Sulfide	ND	mg/L	0.10	0.022	1		09/10/24 04:27	18496-25-8	
300.0 IC Anions 28 Days	Analytical Method: EPA 300.0 Rev 2.1 1993								
	Pace Analytical Services - Asheville								
Chloride	**17.4**	mg/L	1.0	0.60	1		09/10/24 08:44	16887-00-6	

This report shall not be reproduced, except in full,
without the written consent of Pace Analytical Services, LLC.

Pace Analytical Services, LLC
9800 Kincey Ave. Suite 100
Huntersville, NC 28078
(704)875-9092

ANALYTICAL RESULTS

Project: Hammond AP-1 (CA)-20240904
Pace Project No.: 92752167

Sample: HAM-PT-13 **Lab ID: 92752167007** Collected: 09/04/24 14:00 Received: 09/06/24 11:54 Matrix: Water

Parameters	Results	Units	Report Limit	MDL	DF	Prepared	Analyzed	CAS No.	Qual
300.0 IC Anions 28 Days	Analytical Method: EPA 300.0 Rev 2.1 1993 Pace Analytical Services - Asheville								
Fluoride	**0.40**	mg/L	0.10	0.050	1		09/10/24 08:44	16984-48-8	
Sulfate	**241**	mg/L	5.0	2.5	5		09/10/24 19:12	14808-79-8	

This report shall not be reproduced, except in full,
without the written consent of Pace Analytical Services, LLC.

Pace Analytical Services, LLC
9800 Kincey Ave. Suite 100
Huntersville, NC 28078
(704)875-9092

ANALYTICAL RESULTS

Project: Hammond AP-1 (CA)-20240904
Pace Project No.: 92752167

Sample: HAM-PT-14 **Lab ID: 92752167008** Collected: 09/05/24 11:35 Received: 09/06/24 11:54 Matrix: Water

Parameters	Results	Units	Report Limit	MDL	DF	Prepared	Analyzed	CAS No.	Qual
6010D ATL ICP	Analytical Method: EPA 6010D Preparation Method: EPA 3010A								
	Pace Analytical Services - Peachtree Corners, GA								
Iron	**14.9**	mg/L	0.040	0.025	1	09/12/24 13:03	09/13/24 21:41	7439-89-6	
Manganese	**3.0**	mg/L	0.040	0.011	1	09/12/24 13:03	09/13/24 21:41	7439-96-5	
Potassium	**6.1**	mg/L	0.50	0.15	1	09/12/24 13:03	09/13/24 21:41	7440-09-7	
Sodium	**9.6**	mg/L	1.0	0.58	1	09/12/24 13:03	09/13/24 21:41	7440-23-5	
Calcium	**121**	mg/L	1.0	0.12	1	09/12/24 13:03	09/13/24 21:41	7440-70-2	
Magnesium	**18.6**	mg/L	0.050	0.012	1	09/12/24 13:03	09/13/24 21:41	7439-95-4	
6020 MET ICPMS	Analytical Method: EPA 6020B Preparation Method: EPA 3005A								
	Pace Analytical Services - Peachtree Corners, GA								
Antimony	ND	mg/L	0.0030	0.00054	1	09/11/24 13:55	09/13/24 17:40	7440-36-0	
Arsenic	**0.23**	mg/L	0.0050	0.00084	1	09/11/24 13:55	09/13/24 17:40	7440-38-2	
Barium	**0.048**	mg/L	0.0050	0.00047	1	09/11/24 13:55	09/13/24 17:40	7440-39-3	
Beryllium	ND	mg/L	0.00050	0.000094	1	09/11/24 13:55	09/13/24 17:40	7440-41-7	
Boron	**0.62**	mg/L	0.040	0.012	1	09/11/24 13:55	09/13/24 17:40	7440-42-8	
Cadmium	ND	mg/L	0.00050	0.00010	1	09/11/24 13:55	09/13/24 17:40	7440-43-9	
Chromium	ND	mg/L	0.0050	0.0019	1	09/11/24 13:55	09/13/24 17:40	7440-47-3	
Cobalt	**0.025**	mg/L	0.0050	0.00032	1	09/11/24 13:55	09/13/24 17:40	7440-48-4	
Lead	ND	mg/L	0.0010	0.00016	1	09/11/24 13:55	09/13/24 17:40	7439-92-1	
Lithium	**0.049**	mg/L	0.030	0.0016	1	09/11/24 13:55	09/13/24 17:40	7439-93-2	
Molybdenum	**0.015**	mg/L	0.010	0.00062	1	09/11/24 13:55	09/13/24 17:40	7439-98-7	
Selenium	ND	mg/L	0.0050	0.00096	1	09/11/24 13:55	09/13/24 17:40	7782-49-2	
Thallium	ND	mg/L	0.0010	0.00038	1	09/11/24 13:55	09/13/24 17:40	7440-28-0	
7470 Mercury	Analytical Method: EPA 7470A Preparation Method: EPA 7470A								
	Pace Analytical Services - Peachtree Corners, GA								
Mercury	ND	mg/L	0.00020	0.00013	1	09/17/24 07:00	09/17/24 11:05	7439-97-6	
2540C Total Dissolved Solids	Analytical Method: SM 2540C-2015								
	Pace Analytical Services - Peachtree Corners, GA								
Total Dissolved Solids	**586**	mg/L	25.0	25.0	1		09/11/24 13:47		
2320B Alkalinity	Analytical Method: SM 2320B-2011								
	Pace Analytical Services - Asheville								
Alkalinity,Bicarbonate (CaCO3)	**156**	mg/L	5.0	5.0	1		09/11/24 17:39		
Alkalinity,Carbonate (CaCO3)	ND	mg/L	5.0	5.0	1		09/11/24 17:39		
Alkalinity, Total as CaCO3	**156**	mg/L	5.0	5.0	1		09/11/24 17:39		
4500S2D Sulfide Water	Analytical Method: SM 4500-S2D-2011								
	Pace Analytical Services - Asheville								
Sulfide	ND	mg/L	0.10	0.022	1		09/10/24 04:32	18496-25-8	
300.0 IC Anions 28 Days	Analytical Method: EPA 300.0 Rev 2.1 1993								
	Pace Analytical Services - Asheville								
Chloride	**19.1**	mg/L	1.0	0.60	1		09/10/24 09:00	16887-00-6	

This report shall not be reproduced, except in full,
without the written consent of Pace Analytical Services, LLC.

Pace Analytical Services, LLC
9800 Kincey Ave. Suite 100
Huntersville, NC 28078
(704)875-9092

ANALYTICAL RESULTS

Project: Hammond AP-1 (CA)-20240904
Pace Project No.: 92752167

Sample: HAM-PT-14 **Lab ID: 92752167008** Collected: 09/05/24 11:35 Received: 09/06/24 11:54 Matrix: Water

Parameters	Results	Units	Report Limit	MDL	DF	Prepared	Analyzed	CAS No.	Qual
300.0 IC Anions 28 Days	Analytical Method: EPA 300.0 Rev 2.1 1993 Pace Analytical Services - Asheville								
Fluoride	**0.27**	mg/L	0.10	0.050	1		09/10/24 09:00	16984-48-8	
Sulfate	**236**	mg/L	5.0	2.5	5		09/10/24 19:28	14808-79-8	

This report shall not be reproduced, except in full,
without the written consent of Pace Analytical Services, LLC.

Pace Analytical Services, LLC
9800 Kincey Ave. Suite 100
Huntersville, NC 28078
(704)875-9092

ANALYTICAL RESULTS

Project: Hammond AP-1 (CA)-20240904
Pace Project No.: 92752167

Sample: HAM-PT-15 **Lab ID: 92752167009** Collected: 09/04/24 16:10 Received: 09/06/24 11:54 Matrix: Water

Parameters	Results	Units	Report Limit	MDL	DF	Prepared	Analyzed	CAS No.	Qual
6010D ATL ICP	Analytical Method: EPA 6010D Preparation Method: EPA 3010A								
	Pace Analytical Services - Peachtree Corners, GA								
Iron	**7.4**	mg/L	0.040	0.025	1	09/12/24 13:03	09/13/24 21:46	7439-89-6	
Manganese	**4.9**	mg/L	0.040	0.011	1	09/12/24 13:03	09/13/24 21:46	7439-96-5	
Potassium	**5.0**	mg/L	0.50	0.15	1	09/12/24 13:03	09/13/24 21:46	7440-09-7	
Sodium	**7.9**	mg/L	1.0	0.58	1	09/12/24 13:03	09/13/24 21:46	7440-23-5	
Calcium	**107**	mg/L	1.0	0.12	1	09/12/24 13:03	09/13/24 21:46	7440-70-2	
Magnesium	**13.1**	mg/L	0.050	0.012	1	09/12/24 13:03	09/13/24 21:46	7439-95-4	
6020 MET ICPMS	Analytical Method: EPA 6020B Preparation Method: EPA 3005A								
	Pace Analytical Services - Peachtree Corners, GA								
Antimony	ND	mg/L	0.0030	0.00054	1	09/11/24 13:55	09/13/24 17:43	7440-36-0	
Arsenic	**0.43**	mg/L	0.0050	0.00084	1	09/11/24 13:55	09/13/24 17:43	7440-38-2	
Barium	**0.048**	mg/L	0.0050	0.00047	1	09/11/24 13:55	09/13/24 17:43	7440-39-3	
Beryllium	**0.000099J**	mg/L	0.00050	0.000094	1	09/11/24 13:55	09/13/24 17:43	7440-41-7	
Boron	**0.69**	mg/L	0.040	0.012	1	09/11/24 13:55	09/13/24 17:43	7440-42-8	
Cadmium	ND	mg/L	0.00050	0.00010	1	09/11/24 13:55	09/13/24 17:43	7440-43-9	
Chromium	ND	mg/L	0.0050	0.0019	1	09/11/24 13:55	09/13/24 17:43	7440-47-3	
Cobalt	**0.079**	mg/L	0.0050	0.00032	1	09/11/24 13:55	09/13/24 17:43	7440-48-4	
Lead	ND	mg/L	0.0010	0.00016	1	09/11/24 13:55	09/13/24 17:43	7439-92-1	
Lithium	**0.042**	mg/L	0.030	0.0016	1	09/11/24 13:55	09/13/24 17:43	7439-93-2	
Molybdenum	**0.017**	mg/L	0.010	0.00062	1	09/11/24 13:55	09/13/24 17:43	7439-98-7	
Selenium	ND	mg/L	0.0050	0.00096	1	09/11/24 13:55	09/13/24 17:43	7782-49-2	
Thallium	ND	mg/L	0.0010	0.00038	1	09/11/24 13:55	09/13/24 17:43	7440-28-0	
7470 Mercury	Analytical Method: EPA 7470A Preparation Method: EPA 7470A								
	Pace Analytical Services - Peachtree Corners, GA								
Mercury	ND	mg/L	0.00020	0.00013	1	09/17/24 07:00	09/17/24 11:08	7439-97-6	
2540C Total Dissolved Solids	Analytical Method: SM 2540C-2015								
	Pace Analytical Services - Peachtree Corners, GA								
Total Dissolved Solids	**521**	mg/L	25.0	25.0	1		09/11/24 13:46		
2320B Alkalinity	Analytical Method: SM 2320B-2011								
	Pace Analytical Services - Asheville								
Alkalinity,Bicarbonate (CaCO3)	**149**	mg/L	5.0	5.0	1		09/11/24 15:33		
Alkalinity,Carbonate (CaCO3)	ND	mg/L	5.0	5.0	1		09/11/24 15:33		
Alkalinity, Total as CaCO3	**149**	mg/L	5.0	5.0	1		09/11/24 15:33		
4500S2D Sulfide Water	Analytical Method: SM 4500-S2D-2011								
	Pace Analytical Services - Asheville								
Sulfide	ND	mg/L	0.10	0.022	1		09/10/24 04:27	18496-25-8	
300.0 IC Anions 28 Days	Analytical Method: EPA 300.0 Rev 2.1 1993								
	Pace Analytical Services - Asheville								
Chloride	**15.2**	mg/L	1.0	0.60	1		09/10/24 09:47	16887-00-6	

This report shall not be reproduced, except in full,
without the written consent of Pace Analytical Services, LLC.

Pace Analytical Services, LLC
9800 Kincey Ave. Suite 100
Huntersville, NC 28078
(704)875-9092

ANALYTICAL RESULTS

Project: Hammond AP-1 (CA)-20240904
Pace Project No.: 92752167

Sample: HAM-PT-15 **Lab ID: 92752167009** Collected: 09/04/24 16:10 Received: 09/06/24 11:54 Matrix: Water

Parameters	Results	Units	Report Limit	MDL	DF	Prepared	Analyzed	CAS No.	Qual
300.0 IC Anions 28 Days	Analytical Method: EPA 300.0 Rev 2.1 1993 Pace Analytical Services - Asheville								
Fluoride	**0.36**	mg/L	0.10	0.050	1		09/10/24 09:47	16984-48-8	
Sulfate	**204**	mg/L	5.0	2.5	5		09/10/24 19:44	14808-79-8	

This report shall not be reproduced, except in full,
without the written consent of Pace Analytical Services, LLC.

Pace Analytical Services, LLC
9800 Kincey Ave. Suite 100
Huntersville, NC 28078
(704)875-9092

ANALYTICAL RESULTS

Project: Hammond AP-1 (CA)-20240904
Pace Project No.: 92752167

Sample: HAM-AP1-EB-01 **Lab ID: 92752167010** Collected: 09/05/24 14:35 Received: 09/06/24 11:54 Matrix: Water

Parameters	Results	Units	Report Limit	MDL	DF	Prepared	Analyzed	CAS No.	Qual
6010D ATL ICP	Analytical Method: EPA 6010D Preparation Method: EPA 3010A Pace Analytical Services - Peachtree Corners, GA								
Iron	ND	mg/L	0.040	0.025	1	09/12/24 13:03	09/13/24 21:51	7439-89-6	
Manganese	ND	mg/L	0.040	0.011	1	09/12/24 13:03	09/13/24 21:51	7439-96-5	
Potassium	ND	mg/L	0.50	0.15	1	09/12/24 13:03	09/13/24 21:51	7440-09-7	
Sodium	ND	mg/L	1.0	0.58	1	09/12/24 13:03	09/13/24 21:51	7440-23-5	
Calcium	ND	mg/L	1.0	0.12	1	09/12/24 13:03	09/13/24 21:51	7440-70-2	
Magnesium	ND	mg/L	0.050	0.012	1	09/12/24 13:03	09/13/24 21:51	7439-95-4	
6020 MET ICPMS	Analytical Method: EPA 6020B Preparation Method: EPA 3005A Pace Analytical Services - Peachtree Corners, GA								
Antimony	ND	mg/L	0.0030	0.00054	1	09/11/24 13:55	09/13/24 17:47	7440-36-0	
Arsenic	ND	mg/L	0.0050	0.00084	1	09/11/24 13:55	09/13/24 17:47	7440-38-2	
Barium	ND	mg/L	0.0050	0.00047	1	09/11/24 13:55	09/13/24 17:47	7440-39-3	
Beryllium	ND	mg/L	0.00050	0.000094	1	09/11/24 13:55	09/13/24 17:47	7440-41-7	
Boron	ND	mg/L	0.040	0.012	1	09/11/24 13:55	09/13/24 17:47	7440-42-8	
Cadmium	ND	mg/L	0.00050	0.00010	1	09/11/24 13:55	09/13/24 17:47	7440-43-9	
Chromium	ND	mg/L	0.0050	0.0019	1	09/11/24 13:55	09/13/24 17:47	7440-47-3	
Cobalt	ND	mg/L	0.0050	0.00032	1	09/11/24 13:55	09/13/24 17:47	7440-48-4	
Lead	ND	mg/L	0.0010	0.00016	1	09/11/24 13:55	09/13/24 17:47	7439-92-1	
Lithium	ND	mg/L	0.030	0.0016	1	09/11/24 13:55	09/13/24 17:47	7439-93-2	
Molybdenum	ND	mg/L	0.010	0.00062	1	09/11/24 13:55	09/13/24 17:47	7439-98-7	
Selenium	ND	mg/L	0.0050	0.00096	1	09/11/24 13:55	09/13/24 17:47	7782-49-2	
Thallium	ND	mg/L	0.0010	0.00038	1	09/11/24 13:55	09/13/24 17:47	7440-28-0	
7470 Mercury	Analytical Method: EPA 7470A Preparation Method: EPA 7470A Pace Analytical Services - Peachtree Corners, GA								
Mercury	ND	mg/L	0.00020	0.00013	1	09/17/24 07:00	09/17/24 11:11	7439-97-6	
2540C Total Dissolved Solids	Analytical Method: SM 2540C-2015 Pace Analytical Services - Peachtree Corners, GA								
Total Dissolved Solids	**66.0**	mg/L	25.0	25.0	1		09/11/24 13:48		
2320B Alkalinity	Analytical Method: SM 2320B-2011 Pace Analytical Services - Asheville								
Alkalinity,Bicarbonate (CaCO3)	ND	mg/L	5.0	5.0	1		09/11/24 17:47		
Alkalinity,Carbonate (CaCO3)	ND	mg/L	5.0	5.0	1		09/11/24 17:47		
Alkalinity, Total as CaCO3	ND	mg/L	5.0	5.0	1		09/11/24 17:47		
4500S2D Sulfide Water	Analytical Method: SM 4500-S2D-2011 Pace Analytical Services - Asheville								
Sulfide	ND	mg/L	0.10	0.022	1		09/10/24 04:33	18496-25-8	
300.0 IC Anions 28 Days	Analytical Method: EPA 300.0 Rev 2.1 1993 Pace Analytical Services - Asheville								
Chloride	ND	mg/L	1.0	0.60	1		09/09/24 22:26	16887-00-6	

This report shall not be reproduced, except in full,
without the written consent of Pace Analytical Services, LLC.

Pace Analytical Services, LLC
9800 Kincey Ave. Suite 100
Huntersville, NC 28078
(704)875-9092

ANALYTICAL RESULTS

Project: Hammond AP-1 (CA)-20240904
Pace Project No.: 92752167

Sample: HAM-AP1-EB-01 **Lab ID: 92752167010** Collected: 09/05/24 14:35 Received: 09/06/24 11:54 Matrix: Water

Parameters	Results	Units	Report Limit	MDL	DF	Prepared	Analyzed	CAS No.	Qual
300.0 IC Anions 28 Days	Analytical Method: EPA 300.0 Rev 2.1 1993 Pace Analytical Services - Asheville								
Fluoride	ND	mg/L	0.10	0.050	1		09/09/24 22:26	16984-48-8	
Sulfate	ND	mg/L	1.0	0.50	1		09/09/24 22:26	14808-79-8	

This report shall not be reproduced, except in full,
without the written consent of Pace Analytical Services, LLC.

Pace Analytical Services, LLC
9800 Kincey Ave. Suite 100
Huntersville, NC 28078
(704)875-9092

ANALYTICAL RESULTS

Project: Hammond AP-1 (CA)-20240904
Pace Project No.: 92752167

Sample: HAM-AP1-FB-01 **Lab ID: 92752167011** Collected: 09/05/24 14:30 Received: 09/06/24 11:54 Matrix: Water

Parameters	Results	Units	Report Limit	MDL	DF	Prepared	Analyzed	CAS No.	Qual
6010D ATL ICP	Analytical Method: EPA 6010D Preparation Method: EPA 3010A								
	Pace Analytical Services - Peachtree Corners, GA								
Iron	ND	mg/L	0.040	0.025	1	09/12/24 13:03	09/13/24 22:06	7439-89-6	
Manganese	ND	mg/L	0.040	0.011	1	09/12/24 13:03	09/13/24 22:06	7439-96-5	
Potassium	ND	mg/L	0.50	0.15	1	09/12/24 13:03	09/13/24 22:06	7440-09-7	
Sodium	ND	mg/L	1.0	0.58	1	09/12/24 13:03	09/13/24 22:06	7440-23-5	
Calcium	ND	mg/L	1.0	0.12	1	09/12/24 13:03	09/13/24 22:06	7440-70-2	
Magnesium	ND	mg/L	0.050	0.012	1	09/12/24 13:03	09/13/24 22:06	7439-95-4	
6020 MET ICPMS	Analytical Method: EPA 6020B Preparation Method: EPA 3005A								
	Pace Analytical Services - Peachtree Corners, GA								
Antimony	ND	mg/L	0.0030	0.00054	1	09/11/24 13:55	09/13/24 17:51	7440-36-0	
Arsenic	ND	mg/L	0.0050	0.00084	1	09/11/24 13:55	09/13/24 17:51	7440-38-2	
Barium	ND	mg/L	0.0050	0.00047	1	09/11/24 13:55	09/13/24 17:51	7440-39-3	
Beryllium	ND	mg/L	0.00050	0.000094	1	09/11/24 13:55	09/13/24 17:51	7440-41-7	
Boron	ND	mg/L	0.040	0.012	1	09/11/24 13:55	09/13/24 17:51	7440-42-8	
Cadmium	ND	mg/L	0.00050	0.00010	1	09/11/24 13:55	09/13/24 17:51	7440-43-9	
Chromium	ND	mg/L	0.0050	0.0019	1	09/11/24 13:55	09/13/24 17:51	7440-47-3	
Cobalt	ND	mg/L	0.0050	0.00032	1	09/11/24 13:55	09/13/24 17:51	7440-48-4	
Lead	ND	mg/L	0.0010	0.00016	1	09/11/24 13:55	09/13/24 17:51	7439-92-1	
Lithium	ND	mg/L	0.030	0.0016	1	09/11/24 13:55	09/13/24 17:51	7439-93-2	
Molybdenum	**0.00063J**	mg/L	0.010	0.00062	1	09/11/24 13:55	09/13/24 17:51	7439-98-7	
Selenium	ND	mg/L	0.0050	0.00096	1	09/11/24 13:55	09/13/24 17:51	7782-49-2	
Thallium	ND	mg/L	0.0010	0.00038	1	09/11/24 13:55	09/13/24 17:51	7440-28-0	
7470 Mercury	Analytical Method: EPA 7470A Preparation Method: EPA 7470A								
	Pace Analytical Services - Peachtree Corners, GA								
Mercury	ND	mg/L	0.00020	0.00013	1	09/17/24 07:00	09/17/24 11:19	7439-97-6	
2540C Total Dissolved Solids	Analytical Method: SM 2540C-2015								
	Pace Analytical Services - Peachtree Corners, GA								
Total Dissolved Solids	**43.0**	mg/L	25.0	25.0	1		09/11/24 13:48		
2320B Alkalinity	Analytical Method: SM 2320B-2011								
	Pace Analytical Services - Asheville								
Alkalinity,Bicarbonate (CaCO3)	ND	mg/L	5.0	5.0	1		09/11/24 17:51		
Alkalinity,Carbonate (CaCO3)	ND	mg/L	5.0	5.0	1		09/11/24 17:51		
Alkalinity, Total as CaCO3	ND	mg/L	5.0	5.0	1		09/11/24 17:51		
4500S2D Sulfide Water	Analytical Method: SM 4500-S2D-2011								
	Pace Analytical Services - Asheville								
Sulfide	ND	mg/L	0.10	0.022	1		09/10/24 04:33	18496-25-8	
300.0 IC Anions 28 Days	Analytical Method: EPA 300.0 Rev 2.1 1993								
	Pace Analytical Services - Asheville								
Chloride	ND	mg/L	1.0	0.60	1		09/09/24 22:42	16887-00-6	

This report shall not be reproduced, except in full,
without the written consent of Pace Analytical Services, LLC.

Pace Analytical Services, LLC
9800 Kincey Ave. Suite 100
Huntersville, NC 28078
(704)875-9092

ANALYTICAL RESULTS

Project: Hammond AP-1 (CA)-20240904
Pace Project No.: 92752167

Sample: HAM-AP1-FB-01 **Lab ID: 92752167011** Collected: 09/05/24 14:30 Received: 09/06/24 11:54 Matrix: Water

Parameters	Results	Units	Report Limit	MDL	DF	Prepared	Analyzed	CAS No.	Qual
300.0 IC Anions 28 Days	Analytical Method: EPA 300.0 Rev 2.1 1993 Pace Analytical Services - Asheville								
Fluoride	ND	mg/L	0.10	0.050	1		09/09/24 22:42	16984-48-8	
Sulfate	ND	mg/L	1.0	0.50	1		09/09/24 22:42	14808-79-8	

This report shall not be reproduced, except in full,
without the written consent of Pace Analytical Services, LLC.

Pace Analytical Services, LLC
9800 Kincey Ave. Suite 100
Huntersville, NC 28078
(704)875-9092

ANALYTICAL RESULTS

Project: Hammond AP-1 (CA)-20240904
Pace Project No.: 92752167

Sample: HAM-AP1-FD-01 **Lab ID: 92752167012** Collected: 09/05/24 00:00 Received: 09/06/24 11:54 Matrix: Water

Parameters	Results	Units	Report Limit	MDL	DF	Prepared	Analyzed	CAS No.	Qual
6010D ATL ICP	Analytical Method: EPA 6010D Preparation Method: EPA 3010A								
	Pace Analytical Services - Peachtree Corners, GA								
Iron	**10.1**	mg/L	0.040	0.025	1	09/12/24 13:03	09/13/24 22:11	7439-89-6	
Manganese	**3.0**	mg/L	0.040	0.011	1	09/12/24 13:03	09/13/24 22:11	7439-96-5	
Potassium	**5.4**	mg/L	0.50	0.15	1	09/12/24 13:03	09/13/24 22:11	7440-09-7	
Sodium	**9.3**	mg/L	1.0	0.58	1	09/12/24 13:03	09/13/24 22:11	7440-23-5	
Calcium	**92.4**	mg/L	1.0	0.12	1	09/12/24 13:03	09/13/24 22:11	7440-70-2	
Magnesium	**13.1**	mg/L	0.050	0.012	1	09/12/24 13:03	09/13/24 22:11	7439-95-4	
6020 MET ICPMS	Analytical Method: EPA 6020B Preparation Method: EPA 3005A								
	Pace Analytical Services - Peachtree Corners, GA								
Antimony	ND	mg/L	0.0030	0.00054	1	09/11/24 13:55	09/13/24 17:54	7440-36-0	
Arsenic	**0.21**	mg/L	0.0050	0.00084	1	09/11/24 13:55	09/13/24 17:54	7440-38-2	
Barium	**0.049**	mg/L	0.0050	0.00047	1	09/11/24 13:55	09/13/24 17:54	7440-39-3	
Beryllium	ND	mg/L	0.00050	0.000094	1	09/11/24 13:55	09/13/24 17:54	7440-41-7	
Boron	**0.71**	mg/L	0.040	0.012	1	09/11/24 13:55	09/13/24 17:54	7440-42-8	
Cadmium	ND	mg/L	0.00050	0.00010	1	09/11/24 13:55	09/13/24 17:54	7440-43-9	
Chromium	ND	mg/L	0.0050	0.0019	1	09/11/24 13:55	09/13/24 17:54	7440-47-3	
Cobalt	**0.084**	mg/L	0.0050	0.00032	1	09/11/24 13:55	09/13/24 17:54	7440-48-4	
Lead	ND	mg/L	0.0010	0.00016	1	09/11/24 13:55	09/13/24 17:54	7439-92-1	
Lithium	**0.016J**	mg/L	0.030	0.0016	1	09/11/24 13:55	09/13/24 17:54	7439-93-2	
Molybdenum	**0.010**	mg/L	0.010	0.00062	1	09/11/24 13:55	09/13/24 17:54	7439-98-7	
Selenium	ND	mg/L	0.0050	0.00096	1	09/11/24 13:55	09/13/24 17:54	7782-49-2	
Thallium	ND	mg/L	0.0010	0.00038	1	09/11/24 13:55	09/13/24 17:54	7440-28-0	
7470 Mercury	Analytical Method: EPA 7470A Preparation Method: EPA 7470A								
	Pace Analytical Services - Peachtree Corners, GA								
Mercury	ND	mg/L	0.00020	0.00013	1	09/17/24 07:00	09/17/24 11:21	7439-97-6	
2540C Total Dissolved Solids	Analytical Method: SM 2540C-2015								
	Pace Analytical Services - Peachtree Corners, GA								
Total Dissolved Solids	**492**	mg/L	25.0	25.0	1		09/11/24 13:48		
2320B Alkalinity	Analytical Method: SM 2320B-2011								
	Pace Analytical Services - Asheville								
Alkalinity,Bicarbonate (CaCO3)	**81.3**	mg/L	5.0	5.0	1		09/11/24 17:55		
Alkalinity,Carbonate (CaCO3)	ND	mg/L	5.0	5.0	1		09/11/24 17:55		
Alkalinity, Total as CaCO3	**81.3**	mg/L	5.0	5.0	1		09/11/24 17:55		
4500S2D Sulfide Water	Analytical Method: SM 4500-S2D-2011								
	Pace Analytical Services - Asheville								
Sulfide	ND	mg/L	0.10	0.022	1		09/10/24 04:34	18496-25-8	
300.0 IC Anions 28 Days	Analytical Method: EPA 300.0 Rev 2.1 1993								
	Pace Analytical Services - Asheville								
Chloride	**19.5**	mg/L	1.0	0.60	1		09/10/24 10:03	16887-00-6	

This report shall not be reproduced, except in full,
without the written consent of Pace Analytical Services, LLC.

Pace Analytical Services, LLC
9800 Kincey Ave. Suite 100
Huntersville, NC 28078
(704)875-9092

ANALYTICAL RESULTS

Project: Hammond AP-1 (CA)-20240904
Pace Project No.: 92752167

Sample: HAM-AP1-FD-01 **Lab ID: 92752167012** Collected: 09/05/24 00:00 Received: 09/06/24 11:54 Matrix: Water

Parameters	Results	Units	Report Limit	MDL	DF	Prepared	Analyzed	CAS No.	Qual
300.0 IC Anions 28 Days	Analytical Method: EPA 300.0 Rev 2.1 1993 Pace Analytical Services - Asheville								
Fluoride	**0.17**	mg/L	0.10	0.050	1		09/10/24 10:03	16984-48-8	
Sulfate	**195**	mg/L	4.0	2.0	4		09/10/24 19:59	14808-79-8	

This report shall not be reproduced, except in full,
without the written consent of Pace Analytical Services, LLC.

Pace Analytical Services, LLC
9800 Kincey Ave. Suite 100
Huntersville, NC 28078
(704)875-9092

QUALITY CONTROL DATA

Project: Hammond AP-1 (CA)-20240904
Pace Project No.: 92752167

QC Batch: 881937
QC Batch Method: EPA 3010A
Analysis Method: EPA 6010D
Analysis Description: 6010D ATL
Laboratory: Pace Analytical Services - Peachtree Corners, GA
Associated Lab Samples: 92752167001, 92752167002, 92752167003, 92752167004, 92752167005, 92752167006, 92752167007, 92752167008, 92752167009, 92752167010, 92752167011, 92752167012

METHOD BLANK: 4542011
Matrix: Water
Associated Lab Samples: 92752167001, 92752167002, 92752167003, 92752167004, 92752167005, 92752167006, 92752167007, 92752167008, 92752167009, 92752167010, 92752167011, 92752167012

Parameter	Units	Blank Result	Reporting Limit	MDL	Analyzed	Qualifiers
Calcium	mg/L	ND	1.0	0.12	09/13/24 20:33	
Iron	mg/L	ND	0.040	0.025	09/13/24 20:33	
Magnesium	mg/L	ND	0.050	0.012	09/13/24 20:33	
Manganese	mg/L	ND	0.040	0.011	09/13/24 20:33	
Potassium	mg/L	ND	0.50	0.15	09/13/24 20:33	
Sodium	mg/L	ND	1.0	0.58	09/13/24 20:33	

LABORATORY CONTROL SAMPLE: 4542012

Parameter	Units	Spike Conc.	LCS Result	LCS % Rec	% Rec Limits	Qualifiers
Calcium	mg/L	1	0.93J	93	80-120	
Iron	mg/L	1	0.93	93	80-120	
Magnesium	mg/L	1	0.92	92	80-120	
Manganese	mg/L	1	0.95	95	80-120	
Potassium	mg/L	1	0.94	94	80-120	
Sodium	mg/L	1	0.98J	98	80-120	

MATRIX SPIKE & MATRIX SPIKE DUPLICATE: 4542013 4542014

Parameter	Units	92752167001 Result	MS Spike Conc.	MSD Spike Conc.	MS Result	MSD Result	MS % Rec	MSD % Rec	% Rec Limits	RPD	Max RPD	Qual
Calcium	mg/L	117	1	1	114	118	-272	108	75-125	3	20	M1
Iron	mg/L	15.6	1	1	16.0	16.5	41	90	75-125	3	20	M1
Magnesium	mg/L	16.4	1	1	16.8	17.3	42	92	75-125	3	20	M1
Manganese	mg/L	4.4	1	1	5.1	5.3	73	86	75-125	2	20	M1
Potassium	mg/L	5.8	1	1	6.5	6.8	77	104	75-125	4	20	
Sodium	mg/L	9.8	1	1	10.5	10.9	69	108	75-125	4	20	M1

Results presented on this page are in the units indicated by the "Units" column except where an alternate unit is presented to the right of the result.

This report shall not be reproduced, except in full,
without the written consent of Pace Analytical Services, LLC.

Pace Analytical Services, LLC
9800 Kincey Ave. Suite 100
Huntersville, NC 28078
(704)875-9092

QUALITY CONTROL DATA

Project: Hammond AP-1 (CA)-20240904
Pace Project No.: 92752167

QC Batch: 881820
QC Batch Method: EPA 3005A
Analysis Method: EPA 6020B
Analysis Description: 6020 MET
Laboratory: Pace Analytical Services - Peachtree Corners, GA
Associated Lab Samples: 92752167001, 92752167002, 92752167003, 92752167004, 92752167005, 92752167006, 92752167007, 92752167008, 92752167009, 92752167010, 92752167011, 92752167012

METHOD BLANK: 4541044
Matrix: Water
Associated Lab Samples: 92752167001, 92752167002, 92752167003, 92752167004, 92752167005, 92752167006, 92752167007, 92752167008, 92752167009, 92752167010, 92752167011, 92752167012

Parameter	Units	Blank Result	Reporting Limit	MDL	Analyzed	Qualifiers
Antimony	mg/L	ND	0.0030	0.00054	09/13/24 16:39	
Arsenic	mg/L	ND	0.0050	0.00084	09/13/24 16:39	
Barium	mg/L	ND	0.0050	0.00047	09/13/24 16:39	
Beryllium	mg/L	ND	0.00050	0.000094	09/13/24 16:39	
Boron	mg/L	ND	0.040	0.012	09/13/24 16:39	
Cadmium	mg/L	ND	0.00050	0.00010	09/13/24 16:39	
Chromium	mg/L	ND	0.0050	0.0019	09/13/24 16:39	
Cobalt	mg/L	ND	0.0050	0.00032	09/13/24 16:39	
Lead	mg/L	ND	0.0010	0.00016	09/13/24 16:39	
Lithium	mg/L	ND	0.030	0.0016	09/13/24 16:39	
Molybdenum	mg/L	ND	0.010	0.00062	09/13/24 16:39	
Selenium	mg/L	ND	0.0050	0.00096	09/13/24 16:39	
Thallium	mg/L	ND	0.0010	0.00038	09/13/24 16:39	

LABORATORY CONTROL SAMPLE: 4541045

Parameter	Units	Spike Conc.	LCS Result	LCS % Rec	% Rec Limits	Qualifiers
Antimony	mg/L	0.1	0.098	98	80-120	
Arsenic	mg/L	0.1	0.096	96	80-120	
Barium	mg/L	0.1	0.10	100	80-120	
Beryllium	mg/L	0.1	0.097	97	80-120	
Boron	mg/L	1	0.98	98	80-120	
Cadmium	mg/L	0.1	0.098	98	80-120	
Chromium	mg/L	0.1	0.10	100	80-120	
Cobalt	mg/L	0.1	0.097	97	80-120	
Lead	mg/L	0.1	0.098	98	80-120	
Lithium	mg/L	0.1	0.098	98	80-120	
Molybdenum	mg/L	0.1	0.098	98	80-120	
Selenium	mg/L	0.1	0.097	97	80-120	
Thallium	mg/L	0.1	0.098	98	80-120	

MATRIX SPIKE & MATRIX SPIKE DUPLICATE: 4541046 4541047

Parameter	Units	92752167001 Result	MS Spike Conc.	MSD Spike Conc.	MS Result	MSD Result	MS % Rec	MSD % Rec	% Rec Limits	RPD	Max RPD	Qual
Antimony	mg/L	0.0014J	0.1	0.1	0.10	0.099	98	97	75-125	1	20	

Results presented on this page are in the units indicated by the "Units" column except where an alternate unit is presented to the right of the result.

REPORT OF LABORATORY ANALYSIS

This report shall not be reproduced, except in full,
without the written consent of Pace Analytical Services, LLC.

Pace Analytical Services, LLC
9800 Kincey Ave. Suite 100
Huntersville, NC 28078
(704)875-9092

QUALITY CONTROL DATA

Project: Hammond AP-1 (CA)-20240904
Pace Project No.: 92752167

MATRIX SPIKE & MATRIX SPIKE DUPLICATE: 4541046 4541047

Parameter	Units	92752167001 Result	MS Spike Conc.	MSD Spike Conc.	MS Result	MSD Result	MS % Rec	MSD % Rec	% Rec Limits	RPD	Max RPD	Qual
Arsenic	mg/L	0.30	0.1	0.1	0.40	0.40	95	95	75-125	0	20	
Barium	mg/L	0.050	0.1	0.1	0.15	0.15	99	99	75-125	0	20	
Beryllium	mg/L	ND	0.1	0.1	0.090	0.089	90	89	75-125	1	20	
Boron	mg/L	0.56	1	1	1.5	1.5	91	90	75-125	1	20	
Cadmium	mg/L	ND	0.1	0.1	0.097	0.097	97	97	75-125	0	20	
Chromium	mg/L	ND	0.1	0.1	0.095	0.094	95	94	75-125	1	20	
Cobalt	mg/L	0.12	0.1	0.1	0.21	0.21	89	91	75-125	1	20	
Lead	mg/L	ND	0.1	0.1	0.095	0.094	95	94	75-125	1	20	
Lithium	mg/L	0.053	0.1	0.1	0.14	0.14	89	89	75-125	0	20	
Molybdenum	mg/L	0.010	0.1	0.1	0.11	0.11	99	99	75-125	1	20	
Selenium	mg/L	ND	0.1	0.1	0.097	0.096	97	96	75-125	1	20	
Thallium	mg/L	ND	0.1	0.1	0.094	0.095	94	94	75-125	0	20	

Results presented on this page are in the units indicated by the "Units" column except where an alternate unit is presented to the right of the result.

This report shall not be reproduced, except in full,
without the written consent of Pace Analytical Services, LLC.

Pace Analytical Services, LLC
9800 Kincey Ave. Suite 100
Huntersville, NC 28078
(704)875-9092

QUALITY CONTROL DATA

Project: Hammond AP-1 (CA)-20240904
Pace Project No.: 92752167

QC Batch: 882891
QC Batch Method: EPA 7470A
Analysis Method: EPA 7470A
Analysis Description: 7470 Mercury
Laboratory: Pace Analytical Services - Peachtree Corners, GA
Associated Lab Samples: 92752167001, 92752167002, 92752167003, 92752167004, 92752167005, 92752167006, 92752167007, 92752167008, 92752167009, 92752167010, 92752167011, 92752167012

METHOD BLANK: 4546909
Matrix: Water
Associated Lab Samples: 92752167001, 92752167002, 92752167003, 92752167004, 92752167005, 92752167006, 92752167007, 92752167008, 92752167009, 92752167010, 92752167011, 92752167012

Parameter	Units	Blank Result	Reporting Limit	MDL	Analyzed	Qualifiers
Mercury	mg/L	ND	0.00020	0.00013	09/17/24 10:11	

LABORATORY CONTROL SAMPLE: 4546910

Parameter	Units	Spike Conc.	LCS Result	LCS % Rec	% Rec Limits	Qualifiers
Mercury	mg/L	0.0025	0.0024	94	80-120	

MATRIX SPIKE & MATRIX SPIKE DUPLICATE: 4546911 4546912

Parameter	Units	92752167003 Result	MS Spike Conc.	MSD Spike Conc.	MS Result	MSD Result	MS % Rec	MSD % Rec	% Rec Limits	RPD	Max RPD	Qual
Mercury	mg/L	ND	0.0025	0.0025	0.0028	0.0025	110	99	75-125	11	20	

Results presented on this page are in the units indicated by the "Units" column except where an alternate unit is presented to the right of the result.

REPORT OF LABORATORY ANALYSIS

This report shall not be reproduced, except in full,
without the written consent of Pace Analytical Services, LLC.

Pace Analytical Services, LLC
9800 Kincey Ave. Suite 100
Huntersville, NC 28078
(704)875-9092

QUALITY CONTROL DATA

Project: Hammond AP-1 (CA)-20240904
Pace Project No.: 92752167

QC Batch: 881518
QC Batch Method: SM 2540C-2015
Analysis Method: SM 2540C-2015
Analysis Description: 2540C Total Dissolved Solids
Laboratory: Pace Analytical Services - Peachtree Corners, GA
Associated Lab Samples: 92752167001, 92752167003, 92752167004, 92752167005, 92752167006

METHOD BLANK: 4539487 Matrix: Water
Associated Lab Samples: 92752167001, 92752167003, 92752167004, 92752167005, 92752167006

Parameter	Units	Blank Result	Reporting Limit	MDL	Analyzed	Qualifiers
Total Dissolved Solids	mg/L	ND	25.0	25.0	09/10/24 12:49	

LABORATORY CONTROL SAMPLE: 4539488

Parameter	Units	Spike Conc.	LCS Result	LCS % Rec	% Rec Limits	Qualifiers
Total Dissolved Solids	mg/L	400	393	98	80-120	

SAMPLE DUPLICATE: 4539489

Parameter	Units	92745448001 Result	Dup Result	RPD	Max RPD	Qualifiers
Total Dissolved Solids	mg/L	9160	9160	0	10	H1

SAMPLE DUPLICATE: 4539490

Parameter	Units	92751692003 Result	Dup Result	RPD	Max RPD	Qualifiers
Total Dissolved Solids	mg/L	1320	1310	0	10	

Results presented on this page are in the units indicated by the "Units" column except where an alternate unit is presented to the right of the result.

This report shall not be reproduced, except in full,
without the written consent of Pace Analytical Services, LLC.

Pace Analytical Services, LLC
9800 Kincey Ave. Suite 100
Huntersville, NC 28078
(704)875-9092

QUALITY CONTROL DATA

Project: Hammond AP-1 (CA)-20240904
Pace Project No.: 92752167

QC Batch: 881821
QC Batch Method: SM 2540C-2015
Analysis Method: SM 2540C-2015
Analysis Description: 2540C Total Dissolved Solids
Laboratory: Pace Analytical Services - Peachtree Corners, GA
Associated Lab Samples: 92752167002, 92752167007, 92752167008, 92752167009, 92752167010, 92752167011, 92752167012

METHOD BLANK: 4541049
Matrix: Water
Associated Lab Samples: 92752167002, 92752167007, 92752167008, 92752167009, 92752167010, 92752167011, 92752167012

Parameter	Units	Blank Result	Reporting Limit	MDL	Analyzed	Qualifiers
Total Dissolved Solids	mg/L	ND	25.0	25.0	09/11/24 13:43	

LABORATORY CONTROL SAMPLE: 4541050

Parameter	Units	Spike Conc.	LCS Result	LCS % Rec	% Rec Limits	Qualifiers
Total Dissolved Solids	mg/L	400	425	106	80-120	

SAMPLE DUPLICATE: 4541051

Parameter	Units	92752167007 Result	Dup Result	RPD	Max RPD	Qualifiers
Total Dissolved Solids	mg/L	570	598	5	10	

SAMPLE DUPLICATE: 4541052

Parameter	Units	92751700009 Result	Dup Result	RPD	Max RPD	Qualifiers
Total Dissolved Solids	mg/L	1220	1220	0	10	

Results presented on this page are in the units indicated by the "Units" column except where an alternate unit is presented to the right of the result.

This report shall not be reproduced, except in full,
without the written consent of Pace Analytical Services, LLC.

Pace Analytical Services, LLC
9800 Kincey Ave. Suite 100
Huntersville, NC 28078
(704)875-9092

QUALITY CONTROL DATA

Project: Hammond AP-1 (CA)-20240904
Pace Project No.: 92752167

QC Batch: 881613
QC Batch Method: SM 2320B-2011
Analysis Method: SM 2320B-2011
Analysis Description: 2320B Alkalinity
Laboratory: Pace Analytical Services - Asheville
Associated Lab Samples: 92752167001, 92752167003, 92752167004, 92752167005, 92752167006, 92752167007, 92752167009

METHOD BLANK: 4540209 Matrix: Water
Associated Lab Samples: 92752167001, 92752167003, 92752167004, 92752167005, 92752167006, 92752167007, 92752167009

Parameter	Units	Blank Result	Reporting Limit	MDL	Analyzed	Qualifiers
Alkalinity, Total as CaCO3	mg/L	ND	5.0	5.0	09/11/24 12:15	
Alkalinity,Bicarbonate (CaCO3)	mg/L	ND	5.0	5.0	09/11/24 12:15	
Alkalinity,Carbonate (CaCO3)	mg/L	ND	5.0	5.0	09/11/24 12:15	

LABORATORY CONTROL SAMPLE: 4540210

Parameter	Units	Spike Conc.	LCS Result	LCS % Rec	% Rec Limits	Qualifiers
Alkalinity, Total as CaCO3	mg/L	50	52.0	104	80-120	

LABORATORY CONTROL SAMPLE: 4540211

Parameter	Units	Spike Conc.	LCS Result	LCS % Rec	% Rec Limits	Qualifiers
Alkalinity, Total as CaCO3	mg/L	50	51.4	103	80-120	

MATRIX SPIKE & MATRIX SPIKE DUPLICATE: 4540212 4540213

Parameter	Units	92752097001 Result	MS Spike Conc.	MSD Spike Conc.	MS Result	MSD Result	MS % Rec	MSD % Rec	% Rec Limits	RPD	Max RPD	Qual
Alkalinity, Total as CaCO3	mg/L	43.2	50	50	91.4	92.4	97	98	80-120	1	25	

MATRIX SPIKE & MATRIX SPIKE DUPLICATE: 4540214 4540215

Parameter	Units	92752097002 Result	MS Spike Conc.	MSD Spike Conc.	MS Result	MSD Result	MS % Rec	MSD % Rec	% Rec Limits	RPD	Max RPD	Qual
Alkalinity, Total as CaCO3	mg/L	60.7	50	50	112	112	102	102	80-120	0	25	

Results presented on this page are in the units indicated by the "Units" column except where an alternate unit is presented to the right of the result.

This report shall not be reproduced, except in full,
without the written consent of Pace Analytical Services, LLC.

Pace Analytical Services, LLC
9800 Kincey Ave. Suite 100
Huntersville, NC 28078
(704)875-9092

QUALITY CONTROL DATA

Project: Hammond AP-1 (CA)-20240904
Pace Project No.: 92752167

QC Batch: 881617
QC Batch Method: SM 2320B-2011
Analysis Method: SM 2320B-2011
Analysis Description: 2320B Alkalinity
Laboratory: Pace Analytical Services - Asheville
Associated Lab Samples: 92752167002, 92752167008, 92752167010, 92752167011, 92752167012

METHOD BLANK: 4540224 Matrix: Water
Associated Lab Samples: 92752167002, 92752167008, 92752167010, 92752167011, 92752167012

Parameter	Units	Blank Result	Reporting Limit	MDL	Analyzed	Qualifiers
Alkalinity, Total as CaCO3	mg/L	ND	5.0	5.0	09/11/24 16:20	
Alkalinity,Bicarbonate (CaCO3)	mg/L	ND	5.0	5.0	09/11/24 16:20	
Alkalinity,Carbonate (CaCO3)	mg/L	ND	5.0	5.0	09/11/24 16:20	

LABORATORY CONTROL SAMPLE: 4540225

Parameter	Units	Spike Conc.	LCS Result	LCS % Rec	% Rec Limits	Qualifiers
Alkalinity, Total as CaCO3	mg/L	50	52.3	105	80-120	

LABORATORY CONTROL SAMPLE: 4540226

Parameter	Units	Spike Conc.	LCS Result	LCS % Rec	% Rec Limits	Qualifiers
Alkalinity, Total as CaCO3	mg/L	50	52.1	104	80-120	

MATRIX SPIKE & MATRIX SPIKE DUPLICATE: 4540227 4540228

Parameter	Units	92752128010 Result	MS Spike Conc.	MSD Spike Conc.	MS Result	MSD Result	MS % Rec	MSD % Rec	% Rec Limits	RPD	Max RPD	Qual
Alkalinity, Total as CaCO3	mg/L	68.8	50	50	84.8	84.3	32	31	80-120	1	25	M1

MATRIX SPIKE & MATRIX SPIKE DUPLICATE: 4540229 4540230

Parameter	Units	92752128011 Result	MS Spike Conc.	MSD Spike Conc.	MS Result	MSD Result	MS % Rec	MSD % Rec	% Rec Limits	RPD	Max RPD	Qual
Alkalinity, Total as CaCO3	mg/L	37.0	50	50	71.7	72.0	69	70	80-120	0	25	M1

Results presented on this page are in the units indicated by the "Units" column except where an alternate unit is presented to the right of the result.

This report shall not be reproduced, except in full,
without the written consent of Pace Analytical Services, LLC.

Pace Analytical Services, LLC
9800 Kincey Ave. Suite 100
Huntersville, NC 28078
(704)875-9092

QUALITY CONTROL DATA

Project: Hammond AP-1 (CA)-20240904
Pace Project No.: 92752167

QC Batch: 881394
QC Batch Method: SM 4500-S2D-2011
Analysis Method: SM 4500-S2D-2011
Analysis Description: 4500S2D Sulfide Water
Laboratory: Pace Analytical Services - Asheville
Associated Lab Samples: 92752167001, 92752167002, 92752167003, 92752167004, 92752167005, 92752167006, 92752167007, 92752167008, 92752167009, 92752167010, 92752167011, 92752167012

METHOD BLANK: 4539194
Matrix: Water
Associated Lab Samples: 92752167001, 92752167002, 92752167003, 92752167004, 92752167005, 92752167006, 92752167007, 92752167008, 92752167009, 92752167010, 92752167011, 92752167012

Parameter	Units	Blank Result	Reporting Limit	MDL	Analyzed	Qualifiers
Sulfide	mg/L	ND	0.10	0.022	09/10/24 04:20	

LABORATORY CONTROL SAMPLE: 4539195

Parameter	Units	Spike Conc.	LCS Result	LCS % Rec	% Rec Limits	Qualifiers
Sulfide	mg/L	0.5	0.45	90	80-120	

MATRIX SPIKE & MATRIX SPIKE DUPLICATE: 4539196 4539197

Parameter	Units	92751700001 Result	MS Spike Conc.	MSD Spike Conc.	MS Result	MSD Result	MS % Rec	MSD % Rec	% Rec Limits	RPD	Max RPD	Qual
Sulfide	mg/L	ND	0.5	0.5	0.49	0.54	97	108	80-120	10	10	

MATRIX SPIKE & MATRIX SPIKE DUPLICATE: 4539198 4539199

Parameter	Units	92752167009 Result	MS Spike Conc.	MSD Spike Conc.	MS Result	MSD Result	MS % Rec	MSD % Rec	% Rec Limits	RPD	Max RPD	Qual
Sulfide	mg/L	ND	0.5	0.5	0.51	0.54	101	107	80-120	5	10	

Results presented on this page are in the units indicated by the "Units" column except where an alternate unit is presented to the right of the result.

This report shall not be reproduced, except in full,
without the written consent of Pace Analytical Services, LLC.

Pace Analytical Services, LLC
9800 Kincey Ave. Suite 100
Huntersville, NC 28078
(704)875-9092

QUALITY CONTROL DATA

Project: Hammond AP-1 (CA)-20240904
Pace Project No.: 92752167

QC Batch: 881368
QC Batch Method: EPA 300.0 Rev 2.1 1993
Analysis Method: EPA 300.0 Rev 2.1 1993
Analysis Description: 300.0 IC Anions
Laboratory: Pace Analytical Services - Asheville
Associated Lab Samples: 92752167001

METHOD BLANK: 4539005 Matrix: Water
Associated Lab Samples: 92752167001

Parameter	Units	Blank Result	Reporting Limit	MDL	Analyzed	Qualifiers
Chloride	mg/L	ND	1.0	0.60	09/09/24 21:06	
Fluoride	mg/L	ND	0.10	0.050	09/09/24 21:06	
Sulfate	mg/L	ND	1.0	0.50	09/09/24 21:06	

LABORATORY CONTROL SAMPLE: 4539006

Parameter	Units	Spike Conc.	LCS Result	LCS % Rec	% Rec Limits	Qualifiers
Chloride	mg/L	50	51.6	103	90-110	
Fluoride	mg/L	2.5	2.7	108	90-110	
Sulfate	mg/L	50	52.1	104	90-110	

MATRIX SPIKE & MATRIX SPIKE DUPLICATE: 4539007 4539008

Parameter	Units	92751585003 Result	MS Spike Conc.	MSD Spike Conc.	MS Result	MSD Result	MS % Rec	MSD % Rec	% Rec Limits	RPD	Max RPD	Qual
Chloride	mg/L	61.8	50	50	96.7	101	70	78	90-110	4	10	M1
Fluoride	mg/L		2.5	2.5	3.4	3.6	109	116	90-110	5	10	M1
Sulfate	mg/L	47.9	50	50	97.0	88.0	98	80	90-110	10	10	M1

MATRIX SPIKE & MATRIX SPIKE DUPLICATE: 4539009 4539010

Parameter	Units	92752128005 Result	MS Spike Conc.	MSD Spike Conc.	MS Result	MSD Result	MS % Rec	MSD % Rec	% Rec Limits	RPD	Max RPD	Qual
Chloride	mg/L	13.0	50	50	62.5	66.4	99	107	90-110	6	10	
Fluoride	mg/L	0.60	2.5	2.5	4.2	4.6	146	159	90-110	7	10	M1
Sulfate	mg/L	2770	50	50	2810	2900	86	272	90-110	3	10	M1

Results presented on this page are in the units indicated by the "Units" column except where an alternate unit is presented to the right of the result.

This report shall not be reproduced, except in full,
without the written consent of Pace Analytical Services, LLC.

Pace Analytical Services, LLC
9800 Kincey Ave. Suite 100
Huntersville, NC 28078
(704)875-9092

QUALITY CONTROL DATA

Project: Hammond AP-1 (CA)-20240904
Pace Project No.: 92752167

QC Batch: 881369
QC Batch Method: EPA 300.0 Rev 2.1 1993
Analysis Method: EPA 300.0 Rev 2.1 1993
Analysis Description: 300.0 IC Anions
Laboratory: Pace Analytical Services - Asheville
Associated Lab Samples: 92752167002, 92752167003, 92752167005, 92752167006, 92752167007, 92752167008, 92752167009, 92752167010, 92752167011, 92752167012

METHOD BLANK: 4539017
Matrix: Water
Associated Lab Samples: 92752167002, 92752167003, 92752167005, 92752167006, 92752167007, 92752167008, 92752167009, 92752167010, 92752167011, 92752167012

Parameter	Units	Blank Result	Reporting Limit	MDL	Analyzed	Qualifiers
Chloride	mg/L	ND	1.0	0.60	09/09/24 21:38	
Fluoride	mg/L	ND	0.10	0.050	09/09/24 21:38	
Sulfate	mg/L	ND	1.0	0.50	09/09/24 21:38	

LABORATORY CONTROL SAMPLE: 4539018

Parameter	Units	Spike Conc.	LCS Result	LCS % Rec	% Rec Limits	Qualifiers
Chloride	mg/L	50	51.6	103	90-110	
Fluoride	mg/L	2.5	2.7	107	90-110	
Sulfate	mg/L	50	52.0	104	90-110	

MATRIX SPIKE & MATRIX SPIKE DUPLICATE: 4539019 4539020

Parameter	Units	92752167002 Result	MS Spike Conc.	MSD Spike Conc.	MS Result	MSD Result	MS % Rec	MSD % Rec	% Rec Limits	RPD	Max RPD	Qual
Chloride	mg/L	19.3	50	50	69.0	73.0	99	107	90-110	6	10	
Fluoride	mg/L	0.16	2.5	2.5	2.7	3.0	103	112	90-110	8	10	M1
Sulfate	mg/L	193	50	50	237	237	89	89	90-110	0	10	M1

MATRIX SPIKE & MATRIX SPIKE DUPLICATE: 4539021 4539022

Parameter	Units	92751692006 Result	MS Spike Conc.	MSD Spike Conc.	MS Result	MSD Result	MS % Rec	MSD % Rec	% Rec Limits	RPD	Max RPD	Qual
Chloride	mg/L	5.4	50	50	55.1	59.2	99	108	90-110	7	10	
Fluoride	mg/L	0.12	2.5	2.5	2.8	3.0	106	116	90-110	9	10	M1
Sulfate	mg/L	155	50	50	195	195	80	80	90-110	0	10	M1

Results presented on this page are in the units indicated by the "Units" column except where an alternate unit is presented to the right of the result.

This report shall not be reproduced, except in full,
without the written consent of Pace Analytical Services, LLC.

Pace Analytical Services, LLC
9800 Kincey Ave. Suite 100
Huntersville, NC 28078
(704)875-9092

QUALITY CONTROL DATA

Project: Hammond AP-1 (CA)-20240904
Pace Project No.: 92752167

QC Batch: 881544
QC Batch Method: EPA 300.0 Rev 2.1 1993
Analysis Method: EPA 300.0 Rev 2.1 1993
Analysis Description: 300.0 IC Anions
Laboratory: Pace Analytical Services - Asheville
Associated Lab Samples: 92752167004

METHOD BLANK: 4539722 Matrix: Water
Associated Lab Samples: 92752167004

Parameter	Units	Blank Result	Reporting Limit	MDL	Analyzed	Qualifiers
Chloride	mg/L	ND	1.0	0.60	09/10/24 14:58	
Fluoride	mg/L	ND	0.10	0.050	09/10/24 14:58	
Sulfate	mg/L	ND	1.0	0.50	09/10/24 14:58	

LABORATORY CONTROL SAMPLE: 4539723

Parameter	Units	Spike Conc.	LCS Result	LCS % Rec	% Rec Limits	Qualifiers
Chloride	mg/L	50	50.9	102	90-110	
Fluoride	mg/L	2.5	2.6	102	90-110	
Sulfate	mg/L	50	50.8	102	90-110	

MATRIX SPIKE & MATRIX SPIKE DUPLICATE: 4539724 4539725

Parameter	Units	92751585001 Result	MS Spike Conc.	MSD Spike Conc.	MS Result	MSD Result	MS % Rec	MSD % Rec	% Rec Limits	RPD	Max RPD	Qual
Chloride	mg/L	54.2	50	50	83.3	77.1	58	46	90-110	8	10	M1
Fluoride	mg/L		2.5	2.5	2.4	2.6	97	102	90-110	5	10	
Sulfate	mg/L	30.4	50	50	79.4	81.7	98	103	90-110	3	10	

Results presented on this page are in the units indicated by the "Units" column except where an alternate unit is presented to the right of the result.

This report shall not be reproduced, except in full,
without the written consent of Pace Analytical Services, LLC.

Pace Analytical Services, LLC
9800 Kincey Ave. Suite 100
Huntersville, NC 28078
(704)875-9092

QUALIFIERS

Project: Hammond AP-1 (CA)-20240904
Pace Project No.: 92752167

DEFINITIONS

DF - Dilution Factor, if reported, represents the factor applied to the reported data due to dilution of the sample aliquot.

ND - Not Detected at or above adjusted reporting limit.

TNTC - Too Numerous To Count

J - Estimated concentration above the adjusted method detection limit and below the adjusted reporting limit.

MDL - Adjusted Method Detection Limit.

PQL - Practical Quantitation Limit.

RL - Reporting Limit - The lowest concentration value that meets project requirements for quantitative data with known precision and bias for a specific analyte in a specific matrix.

S - Surrogate

1,2-Diphenylhydrazine decomposes to and cannot be separated from Azobenzene using Method 8270. The result for each analyte is a combined concentration.

Consistent with EPA guidelines, unrounded data are displayed and have been used to calculate % recovery and RPD values.

LCS(D) - Laboratory Control Sample (Duplicate)

MS(D) - Matrix Spike (Duplicate)

DUP - Sample Duplicate

RPD - Relative Percent Difference

NC - Not Calculable.

SG - Silica Gel - Clean-Up

U - Indicates the compound was analyzed for, but not detected.

Acid preservation may not be appropriate for 2 Chloroethylvinyl ether.

A separate vial preserved to a pH of 4-5 is recommended in SW846 Chapter 4 for the analysis of Acrolein and Acrylonitrile by EPA Method 8260.

N-Nitrosodiphenylamine decomposes and cannot be separated from Diphenylamine using Method 8270. The result reported for each analyte is a combined concentration.

Reported results are not rounded until the final step prior to reporting. Therefore, calculated parameters that are typically reported as "Total" may vary slightly from the sum of the reported component parameters.

Pace Analytical is TNI accredited. Contact your Pace PM for the current list of accredited analytes.

TNI - The NELAC Institute.

ANALYTE QUALIFIERS

H1	Analysis conducted outside the EPA method holding time.
M1	Matrix spike recovery exceeded QC limits. Batch accepted based on laboratory control sample (LCS) recovery.

This report shall not be reproduced, except in full,
without the written consent of Pace Analytical Services, LLC.

Pace Analytical Services, LLC
9800 Kincey Ave. Suite 100
Huntersville, NC 28078
(704)875-9092

QUALITY CONTROL DATA CROSS REFERENCE TABLE

Project: Hammond AP-1 (CA)-20240904
Pace Project No.: 92752167

Lab ID	Sample ID	QC Batch Method	QC Batch	Analytical Method	Analytical Batch
92752167001	**HAM-PT-07**	EPA 3010A	881937	EPA 6010D	882242
92752167002	**HAM-PT-08**	EPA 3010A	881937	EPA 6010D	882242
92752167003	**HAM-PT-09**	EPA 3010A	881937	EPA 6010D	882242
92752167004	**HAM-PT-10**	EPA 3010A	881937	EPA 6010D	882242
92752167005	**HAM-PT-11**	EPA 3010A	881937	EPA 6010D	882242
92752167006	**HAM-PT-12**	EPA 3010A	881937	EPA 6010D	882242
92752167007	**HAM-PT-13**	EPA 3010A	881937	EPA 6010D	882242
92752167008	**HAM-PT-14**	EPA 3010A	881937	EPA 6010D	882242
92752167009	**HAM-PT-15**	EPA 3010A	881937	EPA 6010D	882242
92752167010	**HAM-AP1-EB-01**	EPA 3010A	881937	EPA 6010D	882242
92752167011	**HAM-AP1-FB-01**	EPA 3010A	881937	EPA 6010D	882242
92752167012	**HAM-AP1-FD-01**	EPA 3010A	881937	EPA 6010D	882242
92752167001	**HAM-PT-07**	EPA 3005A	881820	EPA 6020B	881940
92752167002	**HAM-PT-08**	EPA 3005A	881820	EPA 6020B	881940
92752167003	**HAM-PT-09**	EPA 3005A	881820	EPA 6020B	881940
92752167004	**HAM-PT-10**	EPA 3005A	881820	EPA 6020B	881940
92752167005	**HAM-PT-11**	EPA 3005A	881820	EPA 6020B	881940
92752167006	**HAM-PT-12**	EPA 3005A	881820	EPA 6020B	881940
92752167007	**HAM-PT-13**	EPA 3005A	881820	EPA 6020B	881940
92752167008	**HAM-PT-14**	EPA 3005A	881820	EPA 6020B	881940
92752167009	**HAM-PT-15**	EPA 3005A	881820	EPA 6020B	881940
92752167010	**HAM-AP1-EB-01**	EPA 3005A	881820	EPA 6020B	881940
92752167011	**HAM-AP1-FB-01**	EPA 3005A	881820	EPA 6020B	881940
92752167012	**HAM-AP1-FD-01**	EPA 3005A	881820	EPA 6020B	881940
92752167001	**HAM-PT-07**	EPA 7470A	882891	EPA 7470A	883081
92752167002	**HAM-PT-08**	EPA 7470A	882891	EPA 7470A	883081
92752167003	**HAM-PT-09**	EPA 7470A	882891	EPA 7470A	883081
92752167004	**HAM-PT-10**	EPA 7470A	882891	EPA 7470A	883081
92752167005	**HAM-PT-11**	EPA 7470A	882891	EPA 7470A	883081
92752167006	**HAM-PT-12**	EPA 7470A	882891	EPA 7470A	883081
92752167007	**HAM-PT-13**	EPA 7470A	882891	EPA 7470A	883081
92752167008	**HAM-PT-14**	EPA 7470A	882891	EPA 7470A	883081
92752167009	**HAM-PT-15**	EPA 7470A	882891	EPA 7470A	883081
92752167010	**HAM-AP1-EB-01**	EPA 7470A	882891	EPA 7470A	883081
92752167011	**HAM-AP1-FB-01**	EPA 7470A	882891	EPA 7470A	883081
92752167012	**HAM-AP1-FD-01**	EPA 7470A	882891	EPA 7470A	883081
92752167001	**HAM-PT-07**	SM 2540C-2015	881518		
92752167002	**HAM-PT-08**	SM 2540C-2015	881821		
92752167003	**HAM-PT-09**	SM 2540C-2015	881518		
92752167004	**HAM-PT-10**	SM 2540C-2015	881518		
92752167005	**HAM-PT-11**	SM 2540C-2015	881518		
92752167006	**HAM-PT-12**	SM 2540C-2015	881518		
92752167007	**HAM-PT-13**	SM 2540C-2015	881821		
92752167008	**HAM-PT-14**	SM 2540C-2015	881821		
92752167009	**HAM-PT-15**	SM 2540C-2015	881821		
92752167010	**HAM-AP1-EB-01**	SM 2540C-2015	881821		

This report shall not be reproduced, except in full,
without the written consent of Pace Analytical Services, LLC.

Pace Analytical Services, LLC
9800 Kincey Ave. Suite 100
Huntersville, NC 28078
(704)875-9092

QUALITY CONTROL DATA CROSS REFERENCE TABLE

Project: Hammond AP-1 (CA)-20240904
Pace Project No.: 92752167

Lab ID	Sample ID	QC Batch Method	QC Batch	Analytical Method	Analytical Batch
92752167011	**HAM-AP1-FB-01**	SM 2540C-2015	881821		
92752167012	**HAM-AP1-FD-01**	SM 2540C-2015	881821		
92752167001	**HAM-PT-07**	SM 2320B-2011	881613		
92752167002	**HAM-PT-08**	SM 2320B-2011	881617		
92752167003	**HAM-PT-09**	SM 2320B-2011	881613		
92752167004	**HAM-PT-10**	SM 2320B-2011	881613		
92752167005	**HAM-PT-11**	SM 2320B-2011	881613		
92752167006	**HAM-PT-12**	SM 2320B-2011	881613		
92752167007	**HAM-PT-13**	SM 2320B-2011	881613		
92752167008	**HAM-PT-14**	SM 2320B-2011	881617		
92752167009	**HAM-PT-15**	SM 2320B-2011	881613		
92752167010	**HAM-AP1-EB-01**	SM 2320B-2011	881617		
92752167011	**HAM-AP1-FB-01**	SM 2320B-2011	881617		
92752167012	**HAM-AP1-FD-01**	SM 2320B-2011	881617		
92752167001	**HAM-PT-07**	SM 4500-S2D-2011	881394		
92752167002	**HAM-PT-08**	SM 4500-S2D-2011	881394		
92752167003	**HAM-PT-09**	SM 4500-S2D-2011	881394		
92752167004	**HAM-PT-10**	SM 4500-S2D-2011	881394		
92752167005	**HAM-PT-11**	SM 4500-S2D-2011	881394		
92752167006	**HAM-PT-12**	SM 4500-S2D-2011	881394		
92752167007	**HAM-PT-13**	SM 4500-S2D-2011	881394		
92752167008	**HAM-PT-14**	SM 4500-S2D-2011	881394		
92752167009	**HAM-PT-15**	SM 4500-S2D-2011	881394		
92752167010	**HAM-AP1-EB-01**	SM 4500-S2D-2011	881394		
92752167011	**HAM-AP1-FB-01**	SM 4500-S2D-2011	881394		
92752167012	**HAM-AP1-FD-01**	SM 4500-S2D-2011	881394		
92752167001	**HAM-PT-07**	EPA 300.0 Rev 2.1 1993	881368		
92752167002	**HAM-PT-08**	EPA 300.0 Rev 2.1 1993	881369		
92752167003	**HAM-PT-09**	EPA 300.0 Rev 2.1 1993	881369		
92752167004	**HAM-PT-10**	EPA 300.0 Rev 2.1 1993	881544		
92752167005	**HAM-PT-11**	EPA 300.0 Rev 2.1 1993	881369		
92752167006	**HAM-PT-12**	EPA 300.0 Rev 2.1 1993	881369		
92752167007	**HAM-PT-13**	EPA 300.0 Rev 2.1 1993	881369		
92752167008	**HAM-PT-14**	EPA 300.0 Rev 2.1 1993	881369		
92752167009	**HAM-PT-15**	EPA 300.0 Rev 2.1 1993	881369		
92752167010	**HAM-AP1-EB-01**	EPA 300.0 Rev 2.1 1993	881369		
92752167011	**HAM-AP1-FB-01**	EPA 300.0 Rev 2.1 1993	881369		
92752167012	**HAM-AP1-FD-01**	EPA 300.0 Rev 2.1 1993	881369		

This report shall not be reproduced, except in full,
without the written consent of Pace Analytical Services, LLC.

WO# : 92752167

92752167

Pace Analytical
www.pacelabs.com

CHAIN-OF-CUSTODY / Analytical Request D

The Chain-of-Custody is a LEGAL DOCUMENT. All relevant fields must be complete

Page: 1 of 1

Section A Required Client Information:

Company:	GA Power
Address:	Atlanta, GA
Email To:	SCS Contacts
Phone:	Fax:
Requested Due Date/TAT:	10 Day

Section B Required Project Information:

Report To:	SCS Contacts
Copy To:	Geosyntec Contacts
Purchase Order No.:	GPC82474-0001
Project Name:	Hammond AP-1
Project Number:	

Section C Invoice Information:

Attention:	Southern Co.
Company Name:	
Address:	
Pace Quote Reference:	
Pace Project Manager:	Bonnie Vang
Pace Profile #:	10839

REGULATORY AGENCY

☐ NPDES ☐ GROUND WATER ☐ DRINKING WATER

☐ UST ☐ RCRA ☑ OTHER CCR

Site Location STATE: GA

Section D Required Client Information

Valid Matrix Codes

MATRIX	CODE
DRINKING WATER	DW
WATER	WT
WASTE WATER	WW
PRODUCT	P
SOIL/SOLID	SL
OIL	OL
WIPE	WP
AIR	AR
OTHER	OT
TISSUE	TS

SAMPLE ID (A-Z, 0-9 / ,-) Sample IDs MUST BE UNIQUE

Requested Analysis Filtered (Y/N)

ITEM #	SAMPLE ID	MATRIX CODE (see valid codes to left)	SAMPLE TYPE (G=GRAB C=COMP)	COLLECTED COMPOSITE DATE	COLLECTED COMPOSITE TIME	COLLECTED COMPOSITE DATE	COLLECTED COMPOSITE TIME	SAMPLE TEMP AT COLLECTION	# OF CONTAINERS	Unpreserved	H_2SO_4	HNO_3	HCl	NaOH	$Na_2S_2O_3$	Methanol	Other	Analysis Test Y/N	Chloride, Fluoride, Sulfate N	Full App. III and IV metals N	Major Ions (Profile 10839-2) N	TDS N	Residual Chlorine (Y/N)	Pace Project No./ Lab I.D. 92752167
1	HAM-PT-07	WG	G	9/4/2024	1538			20	5	3		1					1		X	X	X	X	N	001
2	HAM-PT-08	WG	G	9/5/2024	1247			20	5	3		1					1		X	X	X	X	N	002
3	HAM-PT-09	WG	G	9/4/2024	1320			22	5	3		1					1		X	X	X	X	N	003
4	HAM-PT-10	WG	G	9/4/2024	1135			22	5	3		1					1		X	X	X	X	N	004
5	HAM-PT-11	WG	G	9/4/2024	1125			22	5	3		1					1		X	X	X	X	N	005
6	HAM-PT-12	WG	G	9/4/2024	1525			22	5	3		1					1		X	X	X	X	N	006
7	HAM-PT-13	WG	G	9/4/2024	1400			21	5	3		1					1		X	X	X	X	N	007
8	HAM-PT-14	WG	G	9/5/2024	1135			21	5	3		1					1		X	X	X	X	N	008
9	HAM-PT-15	WG	G	9/4/2024	1610			20	5	3		1					1		X	X	X	X	N	009
10	HAM-AP1-EB-01	WQ	G	9/5/2024	1435			20	5	3		1					1		X	X	X	X	N	010
11	HAM-AP1-FB-01	WQ	G	9/5/2024	1430			20	5	3		1					1		X	X	X	X	N	011
12	HAM-AP1-FD-01	WG	G	9/5/2024	0000			20	5	3		1					1		X	X	X	X	N	012

IN 9/5/2024

ADDITIONAL COMMENTS	RELINQUISHED BY / AFFILIATION	DATE	TIME	ACCEPTED BY / AFFILIATION	DATE	TIME	SAMPLE CONDITIONS
Task Code: HAM-CCR-CA-20240904	Jamie Newsome / Geosyntec	9/6/24	1154	Ryan Williams / Pace	9/6/24	1154	
	Ryan Williams / Pace	9/6/24	1245		9/6/24	1245	

SAMPLER NAME AND SIGNATURE

PRINT Name of SAMPLER: Jamie Newsome / Geosyntec Consultants, Inc.

SIGNATURE of SAMPLER: Jamie Newsome DATE Signed (MM/DD/YY): 9/5/24

Temp in °C | Received on Ice (Y/N) | Custody Sealed Cooler (Y/N) | Samples Intact (Y/N)

*Important Note: By signing this form you are accepting Pace's NET 30 day payment terms and agreeing to late charges of 1.5% per month for any invoices not paid within 30 days.

F-ALL-Q-020rev.07, 15-Feb-2007

Pace

DC#_Title: ENV-FRM-HUNT-0063 v05_Sample Condition Upon Receipt

Effective Date: 05/24/2024

WO#: 92752167
PM: BV **Due Date: 09/20/24**
CLIENT: 92- GP-HAM

Laboratory receiving samples:
Asheville ☐ Eden ☐ Greenwood ☐ Huntersville ☐ Raleigh ☐ M

Sample Condition Upon Receipt

Client Name: GA Power

Project #

Courier: ☐ Fed Ex ☐ UPS ☐ USPS ☐ Client ☐ Commercial ☑ Pace ☐ Other:

Custody Seal Present? ☑ Yes ☐ No Seals Intact? ☑ Yes ☐ No ☐ N/A

Date/Initials Person Examining Contents: 9/6/24 SH

Packing Material: ☑ Bubble Wrap ☐ Bubble Bags ☐ None ☐ Other

Biological Tissue Frozen? ☐ Yes ☐ No ☑ N/A

Thermometer:
☑ IR Gun ID: 230 Type of Ice: ☑ Wet ☐ Blue ☐ None

Cooler Temp: 3.1 Correction Factor: Add/Subtract (°C) 0.0

Temp should be above freezing to 6°C
☐ Samples out of temp criteria. Samples on ice, cooling process has begun

Cooler Temp Corrected (°C): 3.1

USDA Regulated Soil (☐ N/A, water sample)
Did samples originate in a quarantine zone within the United States: CA, NY, or SC (check maps)? ☐ Yes ☐ No

Did samples originate from a foreign source (internationally, including Hawaii and Puerto Rico)? ☐ Yes ☐ No

				Comments/Discrepancy:
Chain of Custody Present?	☑ Yes	☐ No	☐ N/A	1.
Samples Arrived within Hold Time?	☑ Yes	☐ No	☐ N/A	2.
Short Hold Time Analysis (<72 hr.)?	☐ Yes	☑ No	☐ N/A	3.
Rush Turn Around Time Requested?	☐ Yes	☑ No	☐ N/A	4.
Sufficient Volume?	☑ Yes	☐ No	☐ N/A	5.
Correct Containers Used?	☑ Yes	☐ No	☐ N/A	6.
-Pace Containers Used?	☑ Yes	☐ No	☐ N/A	
Containers Intact?	☑ Yes	☐ No	☐ N/A	7.
Dissolved analysis: Samples Field Filtered?	☐ Yes	☐ No	☑ N/A	8.
Sample Labels Match COC? -Includes Date/Time/ID/Analysis Matrix: W	☑ Yes	☐ No	☐ N/A	9.
Headspace in VOA Vials (>5-6mm)?	☐ Yes	☐ No	☑ N/A	10.
Trip Blank Present?	☐ Yes	☐ No	☑ N/A	11.
Trip Blank Custody Seals Present?	☐ Yes	☐ No	☑ N/A	

COMMENTS/SAMPLE DISCREPANCY

Field Data Required? ☐ Yes ☐ No

Lot ID of split containers:

CLIENT NOTIFICATION/RESOLUTION

Person contacted: Date/Time:

Project Manager SCURF Review: Date:

Project Manager SRF Review: Date:

DC#_Title: ENV-FRM-HUN1-0083 v05_Sample Condition Upon Receipt

Effective Date: 05/24/2024

*Check mark top half of box if pH and/or dechlorination is verified and within the acceptance range for preservation samples.
Exceptions: VOA, Coliform, TOC, Oil and Grease, DRO/8015 (water) DOC, LLHg
**Bottom half of box is to list number of bottles
***Check all unpreserved Nitrates for chlorine

Project #

Laboratory Receiving Location: Asheville ☐ Eden ☐ Greenwood ☐ Huntersville ☐ Raleigh ☐ Mechanicsville ☐ Atlanta ☐ Kernersville ☐

Client_____ Profile/EZ (Circle one)_____ Notes_____

Item#	BP4U-125 mL Plastic Unpreserved (N/A) (Cl-)	BP3U-250 mL Plastic Unpreserved (N/A)	BP2U-500 mL Plastic Unpreserved (N/A)	BP1U-1 liter Plastic Unpreserved (N/A)		BP4S-125 mL Plastic H2SO4 (pH < 2) (Cl-)	BP3N-250 mL plastic HNO3 (pH < 2)	BP4Z-125 mL Plastic ZN Acetate & NaOH (>9)	BP4B-125 mL Plastic NaOH (pH > 12) (Cl-)	WGFU-Wide-mouthed Glass jar Unpreserved	AG1U-1 liter Amber Unpreserved (N/A) (Cl-)	AG1H-1 liter Amber HCl (pH < 2)	AG3U-250 mL Amber Unpreserved (N/A) (Cl-)	AG1S-1 liter Amber H2SO4 (pH < 2)	AG3S-250 mL Amber H2SO4 (pH < 2)	DG9H-40 mL VOA NH4Cl (N/A)(Cl-)	DG9H-40 mL VOA HCl (N/A)	VG9T-40 mL VOA Na2S2O3 (N/A)	VG9U-40 mL VOA Unpreserved (N/A)	DG9V-40 mL VOA H3PO4 (N/A)	KP7U-50 mL Plastic Unpreserved (N/A)	V/GK (3 vials per kit)-VPH/Gas kit (N/A)	SP5T-125 mL Sterile Plastic (N/A – lab)	SP2T-250 mL Sterile Plastic (N/A – lab)		BP3N-250 mL Plastic (NH2)2SO4 (0.3-9.7)	AG0U-100 mL Amber Unpreserved (N/A) (Cl-)	VSGU-20 mL Scintillation vials (N/A)	DG8U-40 mL Amber Unpreserved vials (N/A)
CC																													
1		2					1																						
2		2					1																						
3		2					1																						
4		2					1																						
5		2					1																						
6		2					1																						
7		2					1																						
8		2					1																						
9		2					1																						
10		2					1																						
11		2					1																						
12		2					1																						

pH Adjustment Log for Preserved Samples

Sample ID	Type of Preservative	pH upon receipt	Date preservation adjusted	Time preservation adjusted	Amount of Preservative added	Lot #

Note: Whenever there is a discrepancy affecting North Carolina compliance samples, a copy of this form will be sent to the North Carolina DENR Certification Office (i.e. Out of hold, incorrect preservative, out of temp, incorrect containers.

Pace Analytical Services, LLC
9800 Kincey Ave. Suite 100
Huntersville, NC 28078
(704)875-9092

October 21, 2024

Kristen Jurinko
Southern Company
241 Ralph McGill Blvd NE
Bin 10160
Atlanta, GA 30308

RE: Project: Hammond AP-1_Week 1
Pace Project No.: 92756037

Dear Kristen Jurinko:

Enclosed are the analytical results for sample(s) received by the laboratory on September 26, 2024. The results relate only to the samples included in this report. Results reported herein conform to the applicable TNI/NELAC Standards and the laboratory's Quality Manual, where applicable, unless otherwise noted in the body of the report.

The test results provided in this final report were generated by each of the following laboratories within the Pace Network:

- Pace Analytical Services - Duluth, MN
- Pace Analytical Services - Peachtree Corners, GA
- Pace Analytical Services - Minneapolis

If you have any questions concerning this report, please feel free to contact me.

Sincerely,

Bonnie Vang

Bonnie Vang
bonnie.vang@pacelabs.com
704-977-0968
Project Manager

Enclosures

cc: Kip Gray, Geosyntec
Christine Hug, Geosyntec Consultants, Inc.
Thomas Kessler, Geosyntec Consultants
Whitney Law, Geosyntec Consultants
Laura Midkiff, Southern Company
Caroline Nelson, Geosyntec Consultants, Inc
Jamie Newsome, Geosyntec Consultants
Zain Webb, Geosyntec Consultants

This report shall not be reproduced, except in full,
without the written consent of Pace Analytical Services, LLC.

Pace Analytical Services, LLC
9800 Kincey Ave. Suite 100
Huntersville, NC 28078
(704)875-9092

CERTIFICATIONS

Project:	Hammond AP-1_Week 1
Pace Project No.:	92756037

Pace Analytical Services, LLC - Minneapolis MN

1700 Elm Street SE, Minneapolis, MN 55414
Alabama Certification #: 40770
Alaska Contaminated Sites Certification #: 17-009
Alaska DW Certification #: MN00064
Arizona Certification #: AZ0014
Arkansas DW Certification #: MN00064
Arkansas WW Certification #: 88-0680
California Certification #: 2929
Colorado Certification #: MN00064
Connecticut Certification #: PH-0256
DoD Certification via A2LA #: 2926.01
EPA Region 8 Tribal Water Systems+Wyoming DW Certification #: via MN 027-053-137
Florida Certification #: E87605
Georgia Certification #: 959
GMP+ Certification #: GMP050884
Hawaii Certification #: MN00064
Idaho Certification #: MN00064
Illinois Certification #: 200011
Indiana Certification #: C-MN-01
Iowa Certification #: 368
ISO/IEC 17025 Certification via A2LA #: 2926.01
Kansas Certification #: E-10167
Kentucky DW Certification #: 90062
Kentucky WW Certification #: 90062
Louisiana DEQ Certification #: AI-03086
Louisiana DW Certification #: MN00064
Maine Certification #: MN00064
Maryland Certification #: 322
Michigan Certification #: 9909
Minnesota Certification #: 027-053-137
Minnesota Dept of Ag Approval: via MN 027-053-137
Minnesota Petrofund Registration #: 1240
Mississippi Certification #: MN00064
Missouri Certification #: 10100
Montana Certification #: CERT0092
Nebraska Certification #: NE-OS-18-06
Nevada Certification #: MN00064
New Hampshire Certification #: 2081
New Jersey Certification #: MN002
New York Certification #: 11647
North Carolina DW Certification #: 27700
North Carolina WW Certification #: 530
North Dakota Certification (A2LA) #: R-036
North Dakota Certification (MN) #: R-036
Ohio DW Certification #: 41244
Ohio VAP Certification (1700) #: CL101
Oklahoma Certification #: 9507
Oregon Primary Certification #: MN300001
Oregon Secondary Certification #: MN200001
Pennsylvania Certification #: 68-00563
Puerto Rico Certification #: MN00064
South Carolina Certification #:74003001
Tennessee Certification #: TN02818
Texas Certification #: T104704192
Utah Certification #: MN00064
Vermont Certification #: VT-027053137
Virginia Certification #: 460163
Washington Certification #: C486
West Virginia DEP Certification #: 382
West Virginia DW Certification #: 9952 C
Wisconsin Certification #: 999407970
Wyoming UST Certification via A2LA #: 2926.01
USDA Permit #: P330-19-00208

Pace Analytical Services, LLC - Duluth MN

4730 Oneota Street, Duluth, MN 55807
Minnesota Certification #: 027-137-152
Minnesota Dept of Ag Approval: via Minnesota 027-137-152
Minnesota Petrofund Registration #: 1240
North Dakota Certification #: R-105
Wisconsin Certification #: 999446800
Wisconsin Dept of Ag Certification #: 480341

Pace Analytical Services Peachtree Corners

110 Technology Pkwy, Peachtree Corners, GA 30092
Florida DOH Certification #: E87315
Georgia DW Inorganics Certification #: 812
North Carolina Certification #: 381
South Carolina Certification #: 98011001
Virginia Certification #: 460204

This report shall not be reproduced, except in full,
without the written consent of Pace Analytical Services, LLC.

Pace Analytical Services, LLC
9800 Kincey Ave. Suite 100
Huntersville, NC 28078
(704)875-9092

SAMPLE SUMMARY

Project: Hammond AP-1_Week 1
Pace Project No.: 92756037

Lab ID	Sample ID	Matrix	Date Collected	Date Received
92756037001	**HAM-PT-07**	Water	09/24/24 16:20	09/26/24 11:40
92756037002	**HAM-PT-08**	Water	09/24/24 14:31	09/26/24 11:40
92756037003	**HAM-PT-09**	Water	09/25/24 12:30	09/26/24 11:40
92756037004	**HAM-PT-10**	Water	09/25/24 10:00	09/26/24 11:40
92756037005	**HAM-PT-11**	Water	09/25/24 14:54	09/26/24 11:40
92756037006	**HAM-PT-12**	Water	09/25/24 16:50	09/26/24 11:40
92756037007	**HAM-PT-13**	Water	09/24/24 12:25	09/26/24 11:40
92756037008	**HAM-PT-14**	Water	09/24/24 14:40	09/26/24 11:40
92756037009	**HAM-PT-15**	Water	09/24/24 11:03	09/26/24 11:40
92756037010	**HAM-AP1-FD-01**	Water	09/24/24 00:00	09/26/24 11:40
92756037011	**HAM-AP1-FB-01**	Water	09/25/24 17:40	09/26/24 11:40
92756037012	**HAM-AP1-EB-01**	Water	09/25/24 17:45	09/26/24 11:40

This report shall not be reproduced, except in full,
without the written consent of Pace Analytical Services, LLC.

Pace Analytical Services, LLC
9800 Kincey Ave. Suite 100
Huntersville, NC 28078
(704)875-9092

SAMPLE ANALYTE COUNT

Project: Hammond AP-1_Week 1
Pace Project No.: 92756037

Lab ID	Sample ID	Method	Analysts	Analytes Reported	Laboratory
92756037001	**HAM-PT-07**	EPA 300.0	JA2	3	PASI-DU
		SM 4500-S2 D-2011	DW3	1	PASI-DU
		EPA 6010D	DRB	6	PASI-GA
		EPA 6020B	CW1	13	PASI-GA
		EPA 7470A	VB	1	PASI-GA
		SM 2540C-2015	DL1	1	PASI-GA
		SM 2320B	KEO	3	PASI-M
92756037002	**HAM-PT-08**	EPA 300.0	JA2	3	PASI-DU
		SM 4500-S2 D-2011	DW3	1	PASI-DU
		EPA 6010D	DRB	6	PASI-GA
		EPA 6020B	CW1	13	PASI-GA
		EPA 7470A	VB	1	PASI-GA
		SM 2540C-2015	DL1	1	PASI-GA
		SM 2320B	KEO	3	PASI-M
92756037003	**HAM-PT-09**	EPA 300.0	JA2	3	PASI-DU
		SM 4500-S2 D-2011	DW3	1	PASI-DU
		EPA 6010D	DRB	6	PASI-GA
		EPA 6020B	CW1	13	PASI-GA
		EPA 7470A	VB	1	PASI-GA
		SM 2540C-2015	DL1	1	PASI-GA
		SM 2320B	KEO	3	PASI-M
92756037004	**HAM-PT-10**	EPA 300.0	JA2	3	PASI-DU
		SM 4500-S2 D-2011	DW3	1	PASI-DU
		EPA 6010D	DRB	6	PASI-GA
		EPA 6020B	CW1	13	PASI-GA
		EPA 7470A	VB	1	PASI-GA
		SM 2540C-2015	DL1	1	PASI-GA
		SM 2320B	KEO	3	PASI-M
92756037005	**HAM-PT-11**	EPA 300.0	JA2	3	PASI-DU
		SM 4500-S2 D-2011	DW3	1	PASI-DU
		EPA 6010D	DRB	6	PASI-GA
		EPA 6020B	CW1	13	PASI-GA
		EPA 7470A	VB	1	PASI-GA
		SM 2540C-2015	DL1	1	PASI-GA
		SM 2320B	KEO	3	PASI-M
92756037006	**HAM-PT-12**	EPA 300.0	JA2	3	PASI-DU
		SM 4500-S2 D-2011	DW3	1	PASI-DU

This report shall not be reproduced, except in full,
without the written consent of Pace Analytical Services, LLC.

Pace Analytical Services, LLC
9800 Kincey Ave. Suite 100
Huntersville, NC 28078
(704)875-9092

SAMPLE ANALYTE COUNT

Project: Hammond AP-1_Week 1
Pace Project No.: 92756037

Lab ID	Sample ID	Method	Analysts	Analytes Reported	Laboratory
		EPA 6010D	DRB	6	PASI-GA
		EPA 6020B	CW1	13	PASI-GA
		EPA 7470A	VB	1	PASI-GA
		SM 2540C-2015	DL1	1	PASI-GA
		SM 2320B	KEO	3	PASI-M
92756037007	**HAM-PT-13**	EPA 300.0	JA2	3	PASI-DU
		SM 4500-S2 D-2011	DW3	1	PASI-DU
		EPA 6010D	DRB	6	PASI-GA
		EPA 6020B	CW1	13	PASI-GA
		EPA 7470A	VB	1	PASI-GA
		SM 2540C-2015	DL1	1	PASI-GA
		SM 2320B	KEO	3	PASI-M
92756037008	**HAM-PT-14**	EPA 300.0	JA2	3	PASI-DU
		SM 4500-S2 D-2011	DW3	1	PASI-DU
		EPA 6010D	DRB	6	PASI-GA
		EPA 6020B	CW1	13	PASI-GA
		EPA 7470A	VB	1	PASI-GA
		SM 2540C-2015	DL1	1	PASI-GA
		SM 2320B	KEO	3	PASI-M
92756037009	**HAM-PT-15**	EPA 300.0	JA2	3	PASI-DU
		SM 4500-S2 D-2011	DW3	1	PASI-DU
		EPA 6010D	DRB	6	PASI-GA
		EPA 6020B	CW1	13	PASI-GA
		EPA 7470A	VB	1	PASI-GA
		SM 2540C-2015	DL1	1	PASI-GA
		SM 2320B	KEO	3	PASI-M
92756037010	**HAM-AP1-FD-01**	EPA 300.0	JA2	3	PASI-DU
		SM 4500-S2 D-2011	DW3	1	PASI-DU
		EPA 6010D	DRB	6	PASI-GA
		EPA 6020B	CW1	13	PASI-GA
		EPA 7470A	VB	1	PASI-GA
		SM 2540C-2015	DL1	1	PASI-GA
		SM 2320B	KEO	3	PASI-M
92756037011	**HAM-AP1-FB-01**	EPA 300.0	JA2	3	PASI-DU
		SM 4500-S2 D-2011	DW3	1	PASI-DU
		EPA 6010D	DRB	6	PASI-GA
		EPA 6020B	CW1	13	PASI-GA

This report shall not be reproduced, except in full,
without the written consent of Pace Analytical Services, LLC.

Pace Analytical Services, LLC
9800 Kincey Ave. Suite 100
Huntersville, NC 28078
(704)875-9092

SAMPLE ANALYTE COUNT

Project: Hammond AP-1_Week 1
Pace Project No.: 92756037

Lab ID	Sample ID	Method	Analysts	Analytes Reported	Laboratory
		EPA 7470A	VB	1	PASI-GA
		SM 2540C-2015	DL1	1	PASI-GA
		SM 2320B	KEO	3	PASI-M
92756037012	**HAM-AP1-EB-01**	EPA 300.0	JA2	3	PASI-DU
		SM 4500-S2 D-2011	DW3	1	PASI-DU
		EPA 6010D	DRB	6	PASI-GA
		EPA 6020B	CW1	13	PASI-GA
		EPA 7470A	VB	1	PASI-GA
		SM 2540C-2015	DL1	1	PASI-GA
		SM 2320B	KEO	3	PASI-M

PASI-DU = Pace Analytical Services - Duluth, MN
PASI-GA = Pace Analytical Services - Peachtree Corners, GA
PASI-M = Pace Analytical Services - Minneapolis

This report shall not be reproduced, except in full,
without the written consent of Pace Analytical Services, LLC.

Pace Analytical Services, LLC
9800 Kincey Ave. Suite 100
Huntersville, NC 28078
(704)875-9092

SUMMARY OF DETECTION

Project: Hammond AP-1_Week 1
Pace Project No.: 92756037

Lab Sample ID Method	Client Sample ID Parameters	Result	Units	Report Limit	Analyzed	Qualifiers
92756037001	**HAM-PT-07**					
EPA 300.0	Chloride	17.5	mg/L	1.0	10/16/24 10:35	
EPA 300.0	Fluoride	0.26	mg/L	0.050	10/16/24 10:35	
EPA 300.0	Sulfate	249	mg/L	1.0	10/16/24 10:35	
EPA 6010D	Iron	0.54	mg/L	0.040	10/02/24 11:58	
EPA 6010D	Manganese	2.4	mg/L	0.040	10/02/24 11:58	
EPA 6010D	Potassium	5.9	mg/L	0.50	10/02/24 11:58	
EPA 6010D	Sodium	10.2	mg/L	1.0	10/02/24 11:58	
EPA 6010D	Calcium	128	mg/L	1.0	10/02/24 11:58	
EPA 6010D	Magnesium	18.7	mg/L	0.050	10/02/24 11:58	
EPA 6020B	Antimony	0.00056J	mg/L	0.0030	10/01/24 17:44	
EPA 6020B	Arsenic	0.016	mg/L	0.0050	10/01/24 17:44	B
EPA 6020B	Barium	0.056	mg/L	0.0050	10/01/24 17:44	
EPA 6020B	Beryllium	0.00012J	mg/L	0.00050	10/01/24 17:44	
EPA 6020B	Boron	0.54	mg/L	0.040	10/01/24 17:44	
EPA 6020B	Cadmium	0.00015J	mg/L	0.00050	10/01/24 17:44	
EPA 6020B	Cobalt	0.031	mg/L	0.0050	10/01/24 17:44	
EPA 6020B	Lithium	0.048	mg/L	0.030	10/01/24 17:44	
EPA 6020B	Molybdenum	0.0054J	mg/L	0.010	10/01/24 17:44	
EPA 6020B	Selenium	0.0011J	mg/L	0.0050	10/01/24 17:44	
EPA 6020B	Thallium	0.00067J	mg/L	0.0010	10/01/24 17:44	
SM 2540C-2015	Total Dissolved Solids	559	mg/L	25.0	10/01/24 15:58	
SM 2320B	Alkalinity, Total as CaCO3	136	mg/L	5.0	10/07/24 09:09	
SM 2320B	Alkalinity,Bicarbonate (CaCO3)	136	mg/L	5.0	10/07/24 09:09	
92756037002	**HAM-PT-08**					
EPA 300.0	Chloride	17.1	mg/L	1.0	10/16/24 11:20	
EPA 300.0	Fluoride	0.25	mg/L	0.050	10/16/24 11:20	
EPA 300.0	Sulfate	239	mg/L	1.0	10/16/24 11:20	
EPA 6010D	Iron	1.1	mg/L	0.040	10/02/24 12:03	
EPA 6010D	Manganese	2.5	mg/L	0.040	10/02/24 12:03	
EPA 6010D	Potassium	5.3	mg/L	0.50	10/02/24 12:03	
EPA 6010D	Sodium	9.1	mg/L	1.0	10/02/24 12:03	
EPA 6010D	Calcium	112	mg/L	1.0	10/02/24 12:03	M1
EPA 6010D	Magnesium	14.3	mg/L	0.050	10/02/24 12:03	M1
EPA 6020B	Antimony	0.0012J	mg/L	0.0030	10/01/24 17:59	
EPA 6020B	Arsenic	0.021	mg/L	0.0050	10/01/24 17:59	
EPA 6020B	Barium	0.050	mg/L	0.0050	10/01/24 17:59	
EPA 6020B	Beryllium	0.00013J	mg/L	0.00050	10/01/24 17:59	
EPA 6020B	Boron	0.61	mg/L	0.040	10/01/24 17:59	
EPA 6020B	Cadmium	0.00018J	mg/L	0.00050	10/01/24 17:59	
EPA 6020B	Cobalt	0.022	mg/L	0.0050	10/01/24 17:59	
EPA 6020B	Lithium	0.035	mg/L	0.030	10/01/24 17:59	
EPA 6020B	Molybdenum	0.0098J	mg/L	0.010	10/01/24 17:59	
EPA 6020B	Selenium	0.0013J	mg/L	0.0050	10/01/24 17:59	
EPA 6020B	Thallium	0.00050J	mg/L	0.0010	10/01/24 17:59	
SM 2540C-2015	Total Dissolved Solids	490	mg/L	25.0	10/01/24 15:58	
SM 2320B	Alkalinity, Total as CaCO3	91.8	mg/L	5.0	10/07/24 09:27	
SM 2320B	Alkalinity,Bicarbonate (CaCO3)	91.8	mg/L	5.0	10/07/24 09:27	

This report shall not be reproduced, except in full,
without the written consent of Pace Analytical Services, LLC.

Pace Analytical Services, LLC
9800 Kincey Ave. Suite 100
Huntersville, NC 28078
(704)875-9092

SUMMARY OF DETECTION

Project: Hammond AP-1_Week 1
Pace Project No.: 92756037

Lab Sample ID Method	Client Sample ID Parameters	Result	Units	Report Limit	Analyzed	Qualifiers
92756037003	**HAM-PT-09**					
EPA 300.0	Chloride	39.4	mg/L	1.0	10/16/24 12:05	
EPA 300.0	Fluoride	0.33	mg/L	0.050	10/16/24 12:05	
EPA 300.0	Sulfate	236	mg/L	1.0	10/16/24 12:05	
EPA 6010D	Iron	0.24	mg/L	0.040	10/02/24 12:22	
EPA 6010D	Manganese	0.73	mg/L	0.040	10/02/24 12:22	
EPA 6010D	Potassium	5.8	mg/L	0.50	10/02/24 12:22	
EPA 6010D	Sodium	7.0	mg/L	1.0	10/02/24 12:22	
EPA 6010D	Calcium	111	mg/L	1.0	10/02/24 12:22	
EPA 6010D	Magnesium	27.2	mg/L	0.050	10/02/24 12:22	
EPA 6020B	Arsenic	0.0034J	mg/L	0.0050	10/01/24 18:03	B
EPA 6020B	Barium	0.089	mg/L	0.0050	10/01/24 18:03	
EPA 6020B	Boron	1.2	mg/L	0.040	10/01/24 18:03	
EPA 6020B	Cadmium	0.00030J	mg/L	0.00050	10/01/24 18:03	
EPA 6020B	Cobalt	0.0066	mg/L	0.0050	10/01/24 18:03	
EPA 6020B	Lithium	0.0035J	mg/L	0.030	10/01/24 18:03	
EPA 6020B	Molybdenum	0.14	mg/L	0.010	10/01/24 18:03	
SM 2540C-2015	Total Dissolved Solids	547	mg/L	25.0	10/01/24 16:01	
SM 2320B	Alkalinity, Total as CaCO3	112	mg/L	5.0	10/07/24 09:31	
SM 2320B	Alkalinity,Bicarbonate (CaCO3)	112	mg/L	5.0	10/07/24 09:31	
92756037004	**HAM-PT-10**					
EPA 300.0	Chloride	49.6	mg/L	1.0	10/16/24 12:20	
EPA 300.0	Fluoride	0.32	mg/L	0.050	10/16/24 12:20	
EPA 300.0	Sulfate	158	mg/L	1.0	10/16/24 12:20	
EPA 6010D	Iron	0.060	mg/L	0.040	10/02/24 12:27	
EPA 6010D	Manganese	0.43	mg/L	0.040	10/02/24 12:27	
EPA 6010D	Potassium	6.6	mg/L	0.50	10/02/24 12:27	
EPA 6010D	Sodium	9.0	mg/L	1.0	10/02/24 12:27	
EPA 6010D	Calcium	113	mg/L	1.0	10/02/24 12:27	
EPA 6010D	Magnesium	14.2	mg/L	0.050	10/02/24 12:27	
EPA 6020B	Arsenic	0.0024J	mg/L	0.0050	10/01/24 18:07	B
EPA 6020B	Barium	0.053	mg/L	0.0050	10/01/24 18:07	
EPA 6020B	Boron	1.6	mg/L	0.040	10/01/24 18:07	
EPA 6020B	Cadmium	0.00017J	mg/L	0.00050	10/01/24 18:07	
EPA 6020B	Chromium	0.0039J	mg/L	0.0050	10/01/24 18:07	
EPA 6020B	Cobalt	0.0019J	mg/L	0.0050	10/01/24 18:07	
EPA 6020B	Molybdenum	0.23	mg/L	0.010	10/01/24 18:07	
SM 2540C-2015	Total Dissolved Solids	521	mg/L	25.0	10/01/24 16:01	
SM 2320B	Alkalinity, Total as CaCO3	131	mg/L	5.0	10/07/24 09:36	
SM 2320B	Alkalinity,Bicarbonate (CaCO3)	131	mg/L	5.0	10/07/24 09:36	
92756037005	**HAM-PT-11**					
EPA 300.0	Chloride	48.3	mg/L	1.0	10/16/24 13:05	
EPA 300.0	Fluoride	0.33	mg/L	0.050	10/16/24 13:05	
EPA 300.0	Sulfate	200	mg/L	1.0	10/16/24 13:05	
EPA 6010D	Iron	3.7	mg/L	0.040	10/02/24 12:32	
EPA 6010D	Manganese	1.4	mg/L	0.040	10/02/24 12:32	
EPA 6010D	Potassium	5.6	mg/L	0.50	10/02/24 12:32	

This report shall not be reproduced, except in full,
without the written consent of Pace Analytical Services, LLC.

Pace Analytical Services, LLC
9800 Kincey Ave. Suite 100
Huntersville, NC 28078
(704)875-9092

SUMMARY OF DETECTION

Project: Hammond AP-1_Week 1
Pace Project No.: 92756037

Lab Sample ID Method	Client Sample ID Parameters	Result	Units	Report Limit	Analyzed	Qualifiers
92756037005	**HAM-PT-11**					
EPA 6010D	Sodium	8.1	mg/L	1.0	10/02/24 12:32	
EPA 6010D	Calcium	109	mg/L	1.0	10/02/24 12:32	
EPA 6010D	Magnesium	20.3	mg/L	0.050	10/02/24 12:32	
EPA 6020B	Arsenic	0.0031J	mg/L	0.0050	10/01/24 18:10	B
EPA 6020B	Barium	0.078	mg/L	0.0050	10/01/24 18:10	
EPA 6020B	Boron	1.5	mg/L	0.040	10/01/24 18:10	
EPA 6020B	Cadmium	0.00030J	mg/L	0.00050	10/01/24 18:10	
EPA 6020B	Cobalt	0.025	mg/L	0.0050	10/01/24 18:10	
EPA 6020B	Lithium	0.0067J	mg/L	0.030	10/01/24 18:10	
EPA 6020B	Molybdenum	0.074	mg/L	0.010	10/01/24 18:10	
SM 2540C-2015	Total Dissolved Solids	546	mg/L	25.0	10/01/24 16:02	
SM 2320B	Alkalinity, Total as CaCO3	98.0	mg/L	5.0	10/07/24 09:41	
SM 2320B	Alkalinity,Bicarbonate (CaCO3)	98.0	mg/L	5.0	10/07/24 09:41	
92756037006	**HAM-PT-12**					
EPA 300.0	Chloride	22.9	mg/L	1.0	10/16/24 13:20	
EPA 300.0	Fluoride	0.27	mg/L	0.050	10/16/24 13:20	
EPA 300.0	Sulfate	266	mg/L	1.0	10/16/24 13:20	
EPA 6010D	Iron	0.21	mg/L	0.040	10/02/24 12:50	
EPA 6010D	Manganese	2.6	mg/L	0.040	10/02/24 12:50	
EPA 6010D	Potassium	5.1	mg/L	0.50	10/02/24 12:50	
EPA 6010D	Sodium	6.1	mg/L	1.0	10/02/24 12:50	
EPA 6010D	Calcium	106	mg/L	1.0	10/02/24 12:50	
EPA 6010D	Magnesium	30.0	mg/L	0.050	10/02/24 12:50	
EPA 6020B	Arsenic	0.0031J	mg/L	0.0050	10/01/24 18:21	B
EPA 6020B	Barium	0.087	mg/L	0.0050	10/01/24 18:21	
EPA 6020B	Boron	0.81	mg/L	0.040	10/01/24 18:21	
EPA 6020B	Cadmium	0.00055	mg/L	0.00050	10/01/24 18:21	
EPA 6020B	Cobalt	0.011	mg/L	0.0050	10/01/24 18:21	
EPA 6020B	Lithium	0.0044J	mg/L	0.030	10/01/24 18:21	
EPA 6020B	Molybdenum	0.088	mg/L	0.010	10/01/24 18:21	
SM 2540C-2015	Total Dissolved Solids	573	mg/L	25.0	10/01/24 16:02	
SM 2320B	Alkalinity, Total as CaCO3	90.2	mg/L	5.0	10/07/24 10:03	
SM 2320B	Alkalinity,Bicarbonate (CaCO3)	90.2	mg/L	5.0	10/07/24 10:03	
92756037007	**HAM-PT-13**					
EPA 300.0	Chloride	16.9	mg/L	1.0	10/16/24 13:35	
EPA 300.0	Fluoride	0.36	mg/L	0.050	10/16/24 13:35	
EPA 300.0	Sulfate	261	mg/L	1.0	10/16/24 13:35	
EPA 6010D	Iron	5.3	mg/L	0.040	10/02/24 12:55	
EPA 6010D	Manganese	3.2	mg/L	0.040	10/02/24 12:55	
EPA 6010D	Potassium	5.4	mg/L	0.50	10/02/24 12:55	
EPA 6010D	Sodium	9.2	mg/L	1.0	10/02/24 12:55	
EPA 6010D	Calcium	122	mg/L	1.0	10/02/24 12:55	
EPA 6010D	Magnesium	16.1	mg/L	0.050	10/02/24 12:55	
EPA 6020B	Arsenic	0.021	mg/L	0.0050	10/01/24 18:25	
EPA 6020B	Barium	0.050	mg/L	0.0050	10/01/24 18:25	
EPA 6020B	Boron	0.49	mg/L	0.040	10/01/24 18:25	

This report shall not be reproduced, except in full,
without the written consent of Pace Analytical Services, LLC.

Pace Analytical Services, LLC
9800 Kincey Ave. Suite 100
Huntersville, NC 28078
(704)875-9092

SUMMARY OF DETECTION

Project: Hammond AP-1_Week 1
Pace Project No.: 92756037

Lab Sample ID Method	Client Sample ID Parameters	Result	Units	Report Limit	Analyzed	Qualifiers
92756037007	**HAM-PT-13**					
EPA 6020B	Cadmium	0.00011J	mg/L	0.00050	10/01/24 18:25	
EPA 6020B	Cobalt	0.022	mg/L	0.0050	10/01/24 18:25	
EPA 6020B	Lead	0.00057J	mg/L	0.0010	10/01/24 18:25	
EPA 6020B	Lithium	0.052	mg/L	0.030	10/01/24 18:25	
EPA 6020B	Molybdenum	0.0031J	mg/L	0.010	10/01/24 18:25	
EPA 6020B	Selenium	0.0013J	mg/L	0.0050	10/01/24 18:25	
SM 2540C-2015	Total Dissolved Solids	518	mg/L	25.0	10/01/24 15:59	
SM 2320B	Alkalinity, Total as CaCO3	105	mg/L	5.0	10/07/24 10:08	
SM 2320B	Alkalinity,Bicarbonate (CaCO3)	105	mg/L	5.0	10/07/24 10:08	
92756037008	**HAM-PT-14**					
EPA 300.0	Chloride	19.6	mg/L	1.0	10/16/24 13:50	
EPA 300.0	Fluoride	0.28	mg/L	0.050	10/16/24 13:50	
EPA 300.0	Sulfate	259	mg/L	1.0	10/16/24 13:50	
EPA 6010D	Iron	9.9	mg/L	0.040	10/02/24 13:00	
EPA 6010D	Manganese	3.4	mg/L	0.040	10/02/24 13:00	
EPA 6010D	Potassium	5.8	mg/L	0.50	10/02/24 13:00	
EPA 6010D	Sodium	10.3	mg/L	1.0	10/02/24 13:00	
EPA 6010D	Calcium	135	mg/L	1.0	10/02/24 13:00	
EPA 6010D	Magnesium	19.5	mg/L	0.050	10/02/24 13:00	
EPA 6020B	Arsenic	0.058	mg/L	0.0050	10/01/24 18:29	
EPA 6020B	Barium	0.050	mg/L	0.0050	10/01/24 18:29	
EPA 6020B	Boron	0.59	mg/L	0.040	10/01/24 18:29	
EPA 6020B	Cobalt	0.022	mg/L	0.0050	10/01/24 18:29	
EPA 6020B	Lead	0.00038J	mg/L	0.0010	10/01/24 18:29	
EPA 6020B	Lithium	0.049	mg/L	0.030	10/01/24 18:29	
EPA 6020B	Molybdenum	0.010	mg/L	0.010	10/01/24 18:29	
SM 2540C-2015	Total Dissolved Solids	588	mg/L	25.0	10/01/24 15:59	
SM 2320B	Alkalinity, Total as CaCO3	142	mg/L	5.0	10/07/24 10:12	
SM 2320B	Alkalinity,Bicarbonate (CaCO3)	142	mg/L	5.0	10/07/24 10:12	
92756037009	**HAM-PT-15**					
EPA 300.0	Chloride	14.5	mg/L	1.0	10/16/24 14:05	
EPA 300.0	Fluoride	0.31	mg/L	0.050	10/16/24 14:05	
EPA 300.0	Sulfate	242	mg/L	1.0	10/16/24 14:05	
EPA 6010D	Iron	0.15	mg/L	0.040	10/02/24 13:05	
EPA 6010D	Manganese	2.3	mg/L	0.040	10/02/24 13:05	
EPA 6010D	Potassium	5.1	mg/L	0.50	10/02/24 13:05	
EPA 6010D	Sodium	7.7	mg/L	1.0	10/02/24 13:05	
EPA 6010D	Calcium	118	mg/L	1.0	10/02/24 13:05	
EPA 6010D	Magnesium	12.3	mg/L	0.050	10/02/24 13:05	
EPA 6020B	Antimony	0.00065J	mg/L	0.0030	10/01/24 18:32	
EPA 6020B	Arsenic	0.0097	mg/L	0.0050	10/01/24 18:32	B
EPA 6020B	Barium	0.049	mg/L	0.0050	10/01/24 18:32	
EPA 6020B	Boron	0.64	mg/L	0.040	10/01/24 18:32	
EPA 6020B	Cadmium	0.00029J	mg/L	0.00050	10/01/24 18:32	
EPA 6020B	Cobalt	0.012	mg/L	0.0050	10/01/24 18:32	
EPA 6020B	Lithium	0.040	mg/L	0.030	10/01/24 18:32	

This report shall not be reproduced, except in full,
without the written consent of Pace Analytical Services, LLC.

Pace Analytical Services, LLC
9800 Kincey Ave. Suite 100
Huntersville, NC 28078
(704)875-9092

SUMMARY OF DETECTION

Project: Hammond AP-1_Week 1
Pace Project No.: 92756037

Lab Sample ID Method	Client Sample ID Parameters	Result	Units	Report Limit	Analyzed	Qualifiers
92756037009	**HAM-PT-15**					
EPA 6020B	Molybdenum	0.010	mg/L	0.010	10/01/24 18:32	
EPA 6020B	Selenium	0.0038J	mg/L	0.0050	10/01/24 18:32	
EPA 6020B	Thallium	0.00044J	mg/L	0.0010	10/01/24 18:32	
SM 2540C-2015	Total Dissolved Solids	473	mg/L	25.0	10/01/24 16:00	
SM 2320B	Alkalinity, Total as CaCO3	81.7	mg/L	5.0	10/07/24 10:17	
SM 2320B	Alkalinity,Bicarbonate (CaCO3)	81.7	mg/L	5.0	10/07/24 10:17	
92756037010	**HAM-AP1-FD-01**					
EPA 300.0	Chloride	17.5	mg/L	1.0	10/16/24 14:20	
EPA 300.0	Fluoride	0.25	mg/L	0.050	10/16/24 14:20	
EPA 300.0	Sulfate	244	mg/L	1.0	10/16/24 14:20	
EPA 6010D	Iron	1.1	mg/L	0.040	10/02/24 13:14	
EPA 6010D	Manganese	2.6	mg/L	0.040	10/02/24 13:14	
EPA 6010D	Potassium	5.3	mg/L	0.50	10/02/24 13:14	
EPA 6010D	Sodium	9.0	mg/L	1.0	10/02/24 13:14	
EPA 6010D	Calcium	120	mg/L	1.0	10/02/24 13:14	
EPA 6010D	Magnesium	14.7	mg/L	0.050	10/02/24 13:14	
EPA 6020B	Arsenic	0.021	mg/L	0.0050	10/01/24 18:40	
EPA 6020B	Barium	0.052	mg/L	0.0050	10/01/24 18:40	
EPA 6020B	Boron	0.61	mg/L	0.040	10/01/24 18:40	
EPA 6020B	Cadmium	0.00015J	mg/L	0.00050	10/01/24 18:40	
EPA 6020B	Cobalt	0.023	mg/L	0.0050	10/01/24 18:40	
EPA 6020B	Lithium	0.035	mg/L	0.030	10/01/24 18:40	
EPA 6020B	Molybdenum	0.0099J	mg/L	0.010	10/01/24 18:40	
EPA 6020B	Selenium	0.0014J	mg/L	0.0050	10/01/24 18:40	
EPA 6020B	Thallium	0.00041J	mg/L	0.0010	10/01/24 18:40	
SM 2540C-2015	Total Dissolved Solids	520	mg/L	25.0	10/01/24 16:00	
SM 2320B	Alkalinity, Total as CaCO3	91.8	mg/L	5.0	10/07/24 10:21	
SM 2320B	Alkalinity,Bicarbonate (CaCO3)	91.8	mg/L	5.0	10/07/24 10:21	
92756037011	**HAM-AP1-FB-01**					
EPA 6020B	Arsenic	0.0014J	mg/L	0.0050	10/01/24 18:43	B
92756037012	**HAM-AP1-EB-01**					
EPA 6010D	Sodium	0.62J	mg/L	1.0	10/02/24 13:24	
EPA 6010D	Calcium	0.44J	mg/L	1.0	10/02/24 13:24	
EPA 6010D	Magnesium	0.097	mg/L	0.050	10/02/24 13:24	
EPA 6020B	Arsenic	0.00093J	mg/L	0.0050	10/01/24 18:47	B
EPA 6020B	Barium	0.0021J	mg/L	0.0050	10/01/24 18:47	
SM 2320B	Alkalinity, Total as CaCO3	5.8	mg/L	5.0	10/07/24 10:29	
SM 2320B	Alkalinity,Bicarbonate (CaCO3)	5.8	mg/L	5.0	10/07/24 10:29	

This report shall not be reproduced, except in full,
without the written consent of Pace Analytical Services, LLC.

Pace Analytical Services, LLC
9800 Kincey Ave. Suite 100
Huntersville, NC 28078
(704)875-9092

ANALYTICAL RESULTS

Project: Hammond AP-1_Week 1
Pace Project No.: 92756037

Sample: HAM-PT-07 **Lab ID: 92756037001** Collected: 09/24/24 16:20 Received: 09/26/24 11:40 Matrix: Water

Parameters	Results	Units	Report Limit	MDL	DF	Prepared	Analyzed	CAS No.	Qual
300.0 IC Anions WW 28 Day DU	Analytical Method: EPA 300.0								
	Pace Analytical Services - Duluth, MN								
Chloride	**17.5**	mg/L	1.0	0.34	1		10/16/24 10:35	16887-00-6	
Fluoride	**0.26**	mg/L	0.050	0.0057	1		10/16/24 10:35	16984-48-8	
Sulfate	**249**	mg/L	1.0	0.086	1		10/16/24 10:35	14808-79-8	
4500S2D Sulfide LL Water DU	Analytical Method: SM 4500-S2 D-2011								
	Pace Analytical Services - Duluth, MN								
Sulfide	ND	mg/L	0.10	0.011	1		10/11/24 18:04	18496-25-8	H3
6010D ATL ICP	Analytical Method: EPA 6010D Preparation Method: EPA 3010A								
	Pace Analytical Services - Peachtree Corners, GA								
Iron	**0.54**	mg/L	0.040	0.025	1	10/01/24 11:11	10/02/24 11:58	7439-89-6	
Manganese	**2.4**	mg/L	0.040	0.011	1	10/01/24 11:11	10/02/24 11:58	7439-96-5	
Potassium	**5.9**	mg/L	0.50	0.15	1	10/01/24 11:11	10/02/24 11:58	7440-09-7	
Sodium	**10.2**	mg/L	1.0	0.58	1	10/01/24 11:11	10/02/24 11:58	7440-23-5	
Calcium	**128**	mg/L	1.0	0.12	1	10/01/24 11:11	10/02/24 11:58	7440-70-2	
Magnesium	**18.7**	mg/L	0.050	0.012	1	10/01/24 11:11	10/02/24 11:58	7439-95-4	
6020 MET ICPMS	Analytical Method: EPA 6020B Preparation Method: EPA 3005A								
	Pace Analytical Services - Peachtree Corners, GA								
Antimony	**0.00056J**	mg/L	0.0030	0.00054	1	10/01/24 11:00	10/01/24 17:44	7440-36-0	
Arsenic	**0.016**	mg/L	0.0050	0.00084	1	10/01/24 11:00	10/01/24 17:44	7440-38-2	B
Barium	**0.056**	mg/L	0.0050	0.00047	1	10/01/24 11:00	10/01/24 17:44	7440-39-3	
Beryllium	**0.00012J**	mg/L	0.00050	0.000094	1	10/01/24 11:00	10/01/24 17:44	7440-41-7	
Boron	**0.54**	mg/L	0.040	0.012	1	10/01/24 11:00	10/01/24 17:44	7440-42-8	
Cadmium	**0.00015J**	mg/L	0.00050	0.00010	1	10/01/24 11:00	10/01/24 17:44	7440-43-9	
Chromium	ND	mg/L	0.0050	0.0019	1	10/01/24 11:00	10/01/24 17:44	7440-47-3	
Cobalt	**0.031**	mg/L	0.0050	0.00032	1	10/01/24 11:00	10/01/24 17:44	7440-48-4	
Lead	ND	mg/L	0.0010	0.00016	1	10/01/24 11:00	10/01/24 17:44	7439-92-1	
Lithium	**0.048**	mg/L	0.030	0.0016	1	10/01/24 11:00	10/01/24 17:44	7439-93-2	
Molybdenum	**0.0054J**	mg/L	0.010	0.00062	1	10/01/24 11:00	10/01/24 17:44	7439-98-7	
Selenium	**0.0011J**	mg/L	0.0050	0.00096	1	10/01/24 11:00	10/01/24 17:44	7782-49-2	
Thallium	**0.00067J**	mg/L	0.0010	0.00038	1	10/01/24 11:00	10/01/24 17:44	7440-28-0	
7470 Mercury	Analytical Method: EPA 7470A Preparation Method: EPA 7470A								
	Pace Analytical Services - Peachtree Corners, GA								
Mercury	ND	mg/L	0.00020	0.00013	1	10/01/24 16:00	10/02/24 10:28	7439-97-6	
2540C Total Dissolved Solids	Analytical Method: SM 2540C-2015								
	Pace Analytical Services - Peachtree Corners, GA								
Total Dissolved Solids	**559**	mg/L	25.0	25.0	1		10/01/24 15:58		
2320B Alkalinity	Analytical Method: SM 2320B								
	Pace Analytical Services - Minneapolis								
Alkalinity, Total as CaCO3	**136**	mg/L	5.0	1.9	1		10/07/24 09:09		

REPORT OF LABORATORY ANALYSIS

This report shall not be reproduced, except in full,
without the written consent of Pace Analytical Services, LLC.

Pace Analytical Services, LLC
9800 Kincey Ave. Suite 100
Huntersville, NC 28078
(704)875-9092

ANALYTICAL RESULTS

Project: Hammond AP-1_Week 1
Pace Project No.: 92756037

Sample: HAM-PT-07 **Lab ID: 92756037001** Collected: 09/24/24 16:20 Received: 09/26/24 11:40 Matrix: Water

Parameters	Results	Units	Report Limit	MDL	DF	Prepared	Analyzed	CAS No.	Qual
2320B Alkalinity	Analytical Method: SM 2320B Pace Analytical Services - Minneapolis								
Alkalinity,Bicarbonate (CaCO3)	**136**	mg/L	5.0	1.9	1		10/07/24 09:09		
Alkalinity,Carbonate (CaCO3)	ND	mg/L	5.0	1.9	1		10/07/24 09:09		

This report shall not be reproduced, except in full,
without the written consent of Pace Analytical Services, LLC.

Pace Analytical Services, LLC
9800 Kincey Ave. Suite 100
Huntersville, NC 28078
(704)875-9092

ANALYTICAL RESULTS

Project: Hammond AP-1_Week 1
Pace Project No.: 92756037

Sample: HAM-PT-08 **Lab ID: 92756037002** Collected: 09/24/24 14:31 Received: 09/26/24 11:40 Matrix: Water

Parameters	Results	Units	Report Limit	MDL	DF	Prepared	Analyzed	CAS No.	Qual
300.0 IC Anions WW 28 Day DU	Analytical Method: EPA 300.0								
	Pace Analytical Services - Duluth, MN								
Chloride	**17.1**	mg/L	1.0	0.34	1		10/16/24 11:20	16887-00-6	
Fluoride	**0.25**	mg/L	0.050	0.0057	1		10/16/24 11:20	16984-48-8	
Sulfate	**239**	mg/L	1.0	0.086	1		10/16/24 11:20	14808-79-8	
4500S2D Sulfide LL Water DU	Analytical Method: SM 4500-S2 D-2011								
	Pace Analytical Services - Duluth, MN								
Sulfide	ND	mg/L	0.10	0.011	1		10/11/24 18:04	18496-25-8	H3
6010D ATL ICP	Analytical Method: EPA 6010D Preparation Method: EPA 3010A								
	Pace Analytical Services - Peachtree Corners, GA								
Iron	**1.1**	mg/L	0.040	0.025	1	10/01/24 11:11	10/02/24 12:03	7439-89-6	
Manganese	**2.5**	mg/L	0.040	0.011	1	10/01/24 11:11	10/02/24 12:03	7439-96-5	
Potassium	**5.3**	mg/L	0.50	0.15	1	10/01/24 11:11	10/02/24 12:03	7440-09-7	
Sodium	**9.1**	mg/L	1.0	0.58	1	10/01/24 11:11	10/02/24 12:03	7440-23-5	
Calcium	**112**	mg/L	1.0	0.12	1	10/01/24 11:11	10/02/24 12:03	7440-70-2	M1
Magnesium	**14.3**	mg/L	0.050	0.012	1	10/01/24 11:11	10/02/24 12:03	7439-95-4	M1
6020 MET ICPMS	Analytical Method: EPA 6020B Preparation Method: EPA 3005A								
	Pace Analytical Services - Peachtree Corners, GA								
Antimony	**0.0012J**	mg/L	0.0030	0.00054	1	10/01/24 11:00	10/01/24 17:59	7440-36-0	
Arsenic	**0.021**	mg/L	0.0050	0.00084	1	10/01/24 11:00	10/01/24 17:59	7440-38-2	
Barium	**0.050**	mg/L	0.0050	0.00047	1	10/01/24 11:00	10/01/24 17:59	7440-39-3	
Beryllium	**0.00013J**	mg/L	0.00050	0.000094	1	10/01/24 11:00	10/01/24 17:59	7440-41-7	
Boron	**0.61**	mg/L	0.040	0.012	1	10/01/24 11:00	10/01/24 17:59	7440-42-8	
Cadmium	**0.00018J**	mg/L	0.00050	0.00010	1	10/01/24 11:00	10/01/24 17:59	7440-43-9	
Chromium	ND	mg/L	0.0050	0.0019	1	10/01/24 11:00	10/01/24 17:59	7440-47-3	
Cobalt	**0.022**	mg/L	0.0050	0.00032	1	10/01/24 11:00	10/01/24 17:59	7440-48-4	
Lead	ND	mg/L	0.0010	0.00016	1	10/01/24 11:00	10/01/24 17:59	7439-92-1	
Lithium	**0.035**	mg/L	0.030	0.0016	1	10/01/24 11:00	10/01/24 17:59	7439-93-2	
Molybdenum	**0.0098J**	mg/L	0.010	0.00062	1	10/01/24 11:00	10/01/24 17:59	7439-98-7	
Selenium	**0.0013J**	mg/L	0.0050	0.00096	1	10/01/24 11:00	10/01/24 17:59	7782-49-2	
Thallium	**0.00050J**	mg/L	0.0010	0.00038	1	10/01/24 11:00	10/01/24 17:59	7440-28-0	
7470 Mercury	Analytical Method: EPA 7470A Preparation Method: EPA 7470A								
	Pace Analytical Services - Peachtree Corners, GA								
Mercury	ND	mg/L	0.00020	0.00013	1	10/01/24 16:00	10/02/24 10:39	7439-97-6	
2540C Total Dissolved Solids	Analytical Method: SM 2540C-2015								
	Pace Analytical Services - Peachtree Corners, GA								
Total Dissolved Solids	**490**	mg/L	25.0	25.0	1		10/01/24 15:58		
2320B Alkalinity	Analytical Method: SM 2320B								
	Pace Analytical Services - Minneapolis								
Alkalinity, Total as CaCO3	**91.8**	mg/L	5.0	1.9	1		10/07/24 09:27		

This report shall not be reproduced, except in full,
without the written consent of Pace Analytical Services, LLC.

Pace Analytical Services, LLC
9800 Kincey Ave. Suite 100
Huntersville, NC 28078
(704)875-9092

ANALYTICAL RESULTS

Project: Hammond AP-1_Week 1
Pace Project No.: 92756037

Sample: HAM-PT-08 **Lab ID: 92756037002** Collected: 09/24/24 14:31 Received: 09/26/24 11:40 Matrix: Water

Parameters	Results	Units	Report Limit	MDL	DF	Prepared	Analyzed	CAS No.	Qual
2320B Alkalinity	Analytical Method: SM 2320B Pace Analytical Services - Minneapolis								
Alkalinity,Bicarbonate (CaCO3)	**91.8**	mg/L	5.0	1.9	1		10/07/24 09:27		
Alkalinity,Carbonate (CaCO3)	ND	mg/L	5.0	1.9	1		10/07/24 09:27		

This report shall not be reproduced, except in full,
without the written consent of Pace Analytical Services, LLC.

Pace Analytical Services, LLC
9800 Kincey Ave. Suite 100
Huntersville, NC 28078
(704)875-9092

ANALYTICAL RESULTS

Project: Hammond AP-1_Week 1
Pace Project No.: 92756037

Sample: HAM-PT-09 **Lab ID: 92756037003** Collected: 09/25/24 12:30 Received: 09/26/24 11:40 Matrix: Water

Parameters	Results	Units	Report Limit	MDL	DF	Prepared	Analyzed	CAS No.	Qual
300.0 IC Anions WW 28 Day DU	Analytical Method: EPA 300.0								
	Pace Analytical Services - Duluth, MN								
Chloride	**39.4**	mg/L	1.0	0.34	1		10/16/24 12:05	16887-00-6	
Fluoride	**0.33**	mg/L	0.050	0.0057	1		10/16/24 12:05	16984-48-8	
Sulfate	**236**	mg/L	1.0	0.086	1		10/16/24 12:05	14808-79-8	
4500S2D Sulfide LL Water DU	Analytical Method: SM 4500-S2 D-2011								
	Pace Analytical Services - Duluth, MN								
Sulfide	ND	mg/L	0.10	0.011	1		10/11/24 18:04	18496-25-8	H3
6010D ATL ICP	Analytical Method: EPA 6010D Preparation Method: EPA 3010A								
	Pace Analytical Services - Peachtree Corners, GA								
Iron	**0.24**	mg/L	0.040	0.025	1	10/01/24 11:11	10/02/24 12:22	7439-89-6	
Manganese	**0.73**	mg/L	0.040	0.011	1	10/01/24 11:11	10/02/24 12:22	7439-96-5	
Potassium	**5.8**	mg/L	0.50	0.15	1	10/01/24 11:11	10/02/24 12:22	7440-09-7	
Sodium	**7.0**	mg/L	1.0	0.58	1	10/01/24 11:11	10/02/24 12:22	7440-23-5	
Calcium	**111**	mg/L	1.0	0.12	1	10/01/24 11:11	10/02/24 12:22	7440-70-2	
Magnesium	**27.2**	mg/L	0.050	0.012	1	10/01/24 11:11	10/02/24 12:22	7439-95-4	
6020 MET ICPMS	Analytical Method: EPA 6020B Preparation Method: EPA 3005A								
	Pace Analytical Services - Peachtree Corners, GA								
Antimony	ND	mg/L	0.0030	0.00054	1	10/01/24 11:00	10/01/24 18:03	7440-36-0	
Arsenic	**0.0034J**	mg/L	0.0050	0.00084	1	10/01/24 11:00	10/01/24 18:03	7440-38-2	B
Barium	**0.089**	mg/L	0.0050	0.00047	1	10/01/24 11:00	10/01/24 18:03	7440-39-3	
Beryllium	ND	mg/L	0.00050	0.000094	1	10/01/24 11:00	10/01/24 18:03	7440-41-7	
Boron	**1.2**	mg/L	0.040	0.012	1	10/01/24 11:00	10/01/24 18:03	7440-42-8	
Cadmium	**0.00030J**	mg/L	0.00050	0.00010	1	10/01/24 11:00	10/01/24 18:03	7440-43-9	
Chromium	ND	mg/L	0.0050	0.0019	1	10/01/24 11:00	10/01/24 18:03	7440-47-3	
Cobalt	**0.0066**	mg/L	0.0050	0.00032	1	10/01/24 11:00	10/01/24 18:03	7440-48-4	
Lead	ND	mg/L	0.0010	0.00016	1	10/01/24 11:00	10/01/24 18:03	7439-92-1	
Lithium	**0.0035J**	mg/L	0.030	0.0016	1	10/01/24 11:00	10/01/24 18:03	7439-93-2	
Molybdenum	**0.14**	mg/L	0.010	0.00062	1	10/01/24 11:00	10/01/24 18:03	7439-98-7	
Selenium	ND	mg/L	0.0050	0.00096	1	10/01/24 11:00	10/01/24 18:03	7782-49-2	
Thallium	ND	mg/L	0.0010	0.00038	1	10/01/24 11:00	10/01/24 18:03	7440-28-0	
7470 Mercury	Analytical Method: EPA 7470A Preparation Method: EPA 7470A								
	Pace Analytical Services - Peachtree Corners, GA								
Mercury	ND	mg/L	0.00020	0.00013	1	10/01/24 16:00	10/02/24 10:42	7439-97-6	
2540C Total Dissolved Solids	Analytical Method: SM 2540C-2015								
	Pace Analytical Services - Peachtree Corners, GA								
Total Dissolved Solids	**547**	mg/L	25.0	25.0	1		10/01/24 16:01		
2320B Alkalinity	Analytical Method: SM 2320B								
	Pace Analytical Services - Minneapolis								
Alkalinity, Total as CaCO3	**112**	mg/L	5.0	1.9	1		10/07/24 09:31		

REPORT OF LABORATORY ANALYSIS

This report shall not be reproduced, except in full,
without the written consent of Pace Analytical Services, LLC.

Pace Analytical Services, LLC
9800 Kincey Ave. Suite 100
Huntersville, NC 28078
(704)875-9092

ANALYTICAL RESULTS

Project: Hammond AP-1_Week 1
Pace Project No.: 92756037

Sample: HAM-PT-09 **Lab ID: 92756037003** Collected: 09/25/24 12:30 Received: 09/26/24 11:40 Matrix: Water

Parameters	Results	Units	Report Limit	MDL	DF	Prepared	Analyzed	CAS No.	Qual
2320B Alkalinity	Analytical Method: SM 2320B Pace Analytical Services - Minneapolis								
Alkalinity,Bicarbonate (CaCO3)	**112**	mg/L	5.0	1.9	1		10/07/24 09:31		
Alkalinity,Carbonate (CaCO3)	ND	mg/L	5.0	1.9	1		10/07/24 09:31		

This report shall not be reproduced, except in full,
without the written consent of Pace Analytical Services, LLC.

Pace Analytical Services, LLC
9800 Kincey Ave. Suite 100
Huntersville, NC 28078
(704)875-9092

ANALYTICAL RESULTS

Project: Hammond AP-1_Week 1
Pace Project No.: 92756037

Sample: HAM-PT-10 **Lab ID: 92756037004** Collected: 09/25/24 10:00 Received: 09/26/24 11:40 Matrix: Water

Parameters	Results	Units	Report Limit	MDL	DF	Prepared	Analyzed	CAS No.	Qual
300.0 IC Anions WW 28 Day DU	Analytical Method: EPA 300.0								
	Pace Analytical Services - Duluth, MN								
Chloride	**49.6**	mg/L	1.0	0.34	1		10/16/24 12:20	16887-00-6	
Fluoride	**0.32**	mg/L	0.050	0.0057	1		10/16/24 12:20	16984-48-8	
Sulfate	**158**	mg/L	1.0	0.086	1		10/16/24 12:20	14808-79-8	
4500S2D Sulfide LL Water DU	Analytical Method: SM 4500-S2 D-2011								
	Pace Analytical Services - Duluth, MN								
Sulfide	ND	mg/L	0.10	0.011	1		10/11/24 18:04	18496-25-8	H3
6010D ATL ICP	Analytical Method: EPA 6010D Preparation Method: EPA 3010A								
	Pace Analytical Services - Peachtree Corners, GA								
Iron	**0.060**	mg/L	0.040	0.025	1	10/01/24 11:11	10/02/24 12:27	7439-89-6	
Manganese	**0.43**	mg/L	0.040	0.011	1	10/01/24 11:11	10/02/24 12:27	7439-96-5	
Potassium	**6.6**	mg/L	0.50	0.15	1	10/01/24 11:11	10/02/24 12:27	7440-09-7	
Sodium	**9.0**	mg/L	1.0	0.58	1	10/01/24 11:11	10/02/24 12:27	7440-23-5	
Calcium	**113**	mg/L	1.0	0.12	1	10/01/24 11:11	10/02/24 12:27	7440-70-2	
Magnesium	**14.2**	mg/L	0.050	0.012	1	10/01/24 11:11	10/02/24 12:27	7439-95-4	
6020 MET ICPMS	Analytical Method: EPA 6020B Preparation Method: EPA 3005A								
	Pace Analytical Services - Peachtree Corners, GA								
Antimony	ND	mg/L	0.0030	0.00054	1	10/01/24 11:00	10/01/24 18:07	7440-36-0	
Arsenic	**0.0024J**	mg/L	0.0050	0.00084	1	10/01/24 11:00	10/01/24 18:07	7440-38-2	B
Barium	**0.053**	mg/L	0.0050	0.00047	1	10/01/24 11:00	10/01/24 18:07	7440-39-3	
Beryllium	ND	mg/L	0.00050	0.000094	1	10/01/24 11:00	10/01/24 18:07	7440-41-7	
Boron	**1.6**	mg/L	0.040	0.012	1	10/01/24 11:00	10/01/24 18:07	7440-42-8	
Cadmium	**0.00017J**	mg/L	0.00050	0.00010	1	10/01/24 11:00	10/01/24 18:07	7440-43-9	
Chromium	**0.0039J**	mg/L	0.0050	0.0019	1	10/01/24 11:00	10/01/24 18:07	7440-47-3	
Cobalt	**0.0019J**	mg/L	0.0050	0.00032	1	10/01/24 11:00	10/01/24 18:07	7440-48-4	
Lead	ND	mg/L	0.0010	0.00016	1	10/01/24 11:00	10/01/24 18:07	7439-92-1	
Lithium	ND	mg/L	0.030	0.0016	1	10/01/24 11:00	10/01/24 18:07	7439-93-2	
Molybdenum	**0.23**	mg/L	0.010	0.00062	1	10/01/24 11:00	10/01/24 18:07	7439-98-7	
Selenium	ND	mg/L	0.0050	0.00096	1	10/01/24 11:00	10/01/24 18:07	7782-49-2	
Thallium	ND	mg/L	0.0010	0.00038	1	10/01/24 11:00	10/01/24 18:07	7440-28-0	
7470 Mercury	Analytical Method: EPA 7470A Preparation Method: EPA 7470A								
	Pace Analytical Services - Peachtree Corners, GA								
Mercury	ND	mg/L	0.00020	0.00013	1	10/01/24 16:00	10/02/24 10:50	7439-97-6	
2540C Total Dissolved Solids	Analytical Method: SM 2540C-2015								
	Pace Analytical Services - Peachtree Corners, GA								
Total Dissolved Solids	**521**	mg/L	25.0	25.0	1		10/01/24 16:01		
2320B Alkalinity	Analytical Method: SM 2320B								
	Pace Analytical Services - Minneapolis								
Alkalinity, Total as CaCO3	**131**	mg/L	5.0	1.9	1		10/07/24 09:36		

This report shall not be reproduced, except in full,
without the written consent of Pace Analytical Services, LLC.

Pace Analytical Services, LLC
9800 Kincey Ave. Suite 100
Huntersville, NC 28078
(704)875-9092

ANALYTICAL RESULTS

Project: Hammond AP-1_Week 1
Pace Project No.: 92756037

Sample: HAM-PT-10 **Lab ID: 92756037004** Collected: 09/25/24 10:00 Received: 09/26/24 11:40 Matrix: Water

Parameters	Results	Units	Report Limit	MDL	DF	Prepared	Analyzed	CAS No.	Qual
2320B Alkalinity	Analytical Method: SM 2320B Pace Analytical Services - Minneapolis								
Alkalinity,Bicarbonate (CaCO3)	**131**	mg/L	5.0	1.9	1		10/07/24 09:36		
Alkalinity,Carbonate (CaCO3)	ND	mg/L	5.0	1.9	1		10/07/24 09:36		

This report shall not be reproduced, except in full,
without the written consent of Pace Analytical Services, LLC.

Pace Analytical Services, LLC
9800 Kincey Ave. Suite 100
Huntersville, NC 28078
(704)875-9092

ANALYTICAL RESULTS

Project: Hammond AP-1_Week 1
Pace Project No.: 92756037

Sample: HAM-PT-11 **Lab ID: 92756037005** Collected: 09/25/24 14:54 Received: 09/26/24 11:40 Matrix: Water

Parameters	Results	Units	Report Limit	MDL	DF	Prepared	Analyzed	CAS No.	Qual
300.0 IC Anions WW 28 Day DU	Analytical Method: EPA 300.0								
	Pace Analytical Services - Duluth, MN								
Chloride	**48.3**	mg/L	1.0	0.34	1		10/16/24 13:05	16887-00-6	
Fluoride	**0.33**	mg/L	0.050	0.0057	1		10/16/24 13:05	16984-48-8	
Sulfate	**200**	mg/L	1.0	0.086	1		10/16/24 13:05	14808-79-8	
4500S2D Sulfide LL Water DU	Analytical Method: SM 4500-S2 D-2011								
	Pace Analytical Services - Duluth, MN								
Sulfide	ND	mg/L	0.10	0.011	1		10/11/24 18:05	18496-25-8	H3
6010D ATL ICP	Analytical Method: EPA 6010D Preparation Method: EPA 3010A								
	Pace Analytical Services - Peachtree Corners, GA								
Iron	**3.7**	mg/L	0.040	0.025	1	10/01/24 11:11	10/02/24 12:32	7439-89-6	
Manganese	**1.4**	mg/L	0.040	0.011	1	10/01/24 11:11	10/02/24 12:32	7439-96-5	
Potassium	**5.6**	mg/L	0.50	0.15	1	10/01/24 11:11	10/02/24 12:32	7440-09-7	
Sodium	**8.1**	mg/L	1.0	0.58	1	10/01/24 11:11	10/02/24 12:32	7440-23-5	
Calcium	**109**	mg/L	1.0	0.12	1	10/01/24 11:11	10/02/24 12:32	7440-70-2	
Magnesium	**20.3**	mg/L	0.050	0.012	1	10/01/24 11:11	10/02/24 12:32	7439-95-4	
6020 MET ICPMS	Analytical Method: EPA 6020B Preparation Method: EPA 3005A								
	Pace Analytical Services - Peachtree Corners, GA								
Antimony	ND	mg/L	0.0030	0.00054	1	10/01/24 11:00	10/01/24 18:10	7440-36-0	
Arsenic	**0.0031J**	mg/L	0.0050	0.00084	1	10/01/24 11:00	10/01/24 18:10	7440-38-2	B
Barium	**0.078**	mg/L	0.0050	0.00047	1	10/01/24 11:00	10/01/24 18:10	7440-39-3	
Beryllium	ND	mg/L	0.00050	0.000094	1	10/01/24 11:00	10/01/24 18:10	7440-41-7	
Boron	**1.5**	mg/L	0.040	0.012	1	10/01/24 11:00	10/01/24 18:10	7440-42-8	
Cadmium	**0.00030J**	mg/L	0.00050	0.00010	1	10/01/24 11:00	10/01/24 18:10	7440-43-9	
Chromium	ND	mg/L	0.0050	0.0019	1	10/01/24 11:00	10/01/24 18:10	7440-47-3	
Cobalt	**0.025**	mg/L	0.0050	0.00032	1	10/01/24 11:00	10/01/24 18:10	7440-48-4	
Lead	ND	mg/L	0.0010	0.00016	1	10/01/24 11:00	10/01/24 18:10	7439-92-1	
Lithium	**0.0067J**	mg/L	0.030	0.0016	1	10/01/24 11:00	10/01/24 18:10	7439-93-2	
Molybdenum	**0.074**	mg/L	0.010	0.00062	1	10/01/24 11:00	10/01/24 18:10	7439-98-7	
Selenium	ND	mg/L	0.0050	0.00096	1	10/01/24 11:00	10/01/24 18:10	7782-49-2	
Thallium	ND	mg/L	0.0010	0.00038	1	10/01/24 11:00	10/01/24 18:10	7440-28-0	
7470 Mercury	Analytical Method: EPA 7470A Preparation Method: EPA 7470A								
	Pace Analytical Services - Peachtree Corners, GA								
Mercury	ND	mg/L	0.00020	0.00013	1	10/01/24 16:00	10/02/24 10:52	7439-97-6	
2540C Total Dissolved Solids	Analytical Method: SM 2540C-2015								
	Pace Analytical Services - Peachtree Corners, GA								
Total Dissolved Solids	**546**	mg/L	25.0	25.0	1		10/01/24 16:02		
2320B Alkalinity	Analytical Method: SM 2320B								
	Pace Analytical Services - Minneapolis								
Alkalinity, Total as CaCO3	**98.0**	mg/L	5.0	1.9	1		10/07/24 09:41		

This report shall not be reproduced, except in full,
without the written consent of Pace Analytical Services, LLC.

Pace Analytical Services, LLC
9800 Kincey Ave. Suite 100
Huntersville, NC 28078
(704)875-9092

ANALYTICAL RESULTS

Project: Hammond AP-1_Week 1
Pace Project No.: 92756037

Sample: HAM-PT-11 **Lab ID: 92756037005** Collected: 09/25/24 14:54 Received: 09/26/24 11:40 Matrix: Water

Parameters	Results	Units	Report Limit	MDL	DF	Prepared	Analyzed	CAS No.	Qual
2320B Alkalinity	Analytical Method: SM 2320B Pace Analytical Services - Minneapolis								
Alkalinity,Bicarbonate (CaCO3)	**98.0**	mg/L	5.0	1.9	1		10/07/24 09:41		
Alkalinity,Carbonate (CaCO3)	ND	mg/L	5.0	1.9	1		10/07/24 09:41		

This report shall not be reproduced, except in full,
without the written consent of Pace Analytical Services, LLC.

Pace Analytical Services, LLC
9800 Kincey Ave. Suite 100
Huntersville, NC 28078
(704)875-9092

ANALYTICAL RESULTS

Project: Hammond AP-1_Week 1
Pace Project No.: 92756037

Sample: HAM-PT-12 **Lab ID: 92756037006** Collected: 09/25/24 16:50 Received: 09/26/24 11:40 Matrix: Water

Parameters	Results	Units	Report Limit	MDL	DF	Prepared	Analyzed	CAS No.	Qual
300.0 IC Anions WW 28 Day DU	Analytical Method: EPA 300.0								
	Pace Analytical Services - Duluth, MN								
Chloride	**22.9**	mg/L	1.0	0.34	1		10/16/24 13:20	16887-00-6	
Fluoride	**0.27**	mg/L	0.050	0.0057	1		10/16/24 13:20	16984-48-8	
Sulfate	**266**	mg/L	1.0	0.086	1		10/16/24 13:20	14808-79-8	
4500S2D Sulfide LL Water DU	Analytical Method: SM 4500-S2 D-2011								
	Pace Analytical Services - Duluth, MN								
Sulfide	ND	mg/L	0.10	0.011	1		10/11/24 18:05	18496-25-8	H3
6010D ATL ICP	Analytical Method: EPA 6010D Preparation Method: EPA 3010A								
	Pace Analytical Services - Peachtree Corners, GA								
Iron	**0.21**	mg/L	0.040	0.025	1	10/01/24 11:11	10/02/24 12:50	7439-89-6	
Manganese	**2.6**	mg/L	0.040	0.011	1	10/01/24 11:11	10/02/24 12:50	7439-96-5	
Potassium	**5.1**	mg/L	0.50	0.15	1	10/01/24 11:11	10/02/24 12:50	7440-09-7	
Sodium	**6.1**	mg/L	1.0	0.58	1	10/01/24 11:11	10/02/24 12:50	7440-23-5	
Calcium	**106**	mg/L	1.0	0.12	1	10/01/24 11:11	10/02/24 12:50	7440-70-2	
Magnesium	**30.0**	mg/L	0.050	0.012	1	10/01/24 11:11	10/02/24 12:50	7439-95-4	
6020 MET ICPMS	Analytical Method: EPA 6020B Preparation Method: EPA 3005A								
	Pace Analytical Services - Peachtree Corners, GA								
Antimony	ND	mg/L	0.0030	0.00054	1	10/01/24 11:00	10/01/24 18:21	7440-36-0	
Arsenic	**0.0031J**	mg/L	0.0050	0.00084	1	10/01/24 11:00	10/01/24 18:21	7440-38-2	B
Barium	**0.087**	mg/L	0.0050	0.00047	1	10/01/24 11:00	10/01/24 18:21	7440-39-3	
Beryllium	ND	mg/L	0.00050	0.000094	1	10/01/24 11:00	10/01/24 18:21	7440-41-7	
Boron	**0.81**	mg/L	0.040	0.012	1	10/01/24 11:00	10/01/24 18:21	7440-42-8	
Cadmium	**0.00055**	mg/L	0.00050	0.00010	1	10/01/24 11:00	10/01/24 18:21	7440-43-9	
Chromium	ND	mg/L	0.0050	0.0019	1	10/01/24 11:00	10/01/24 18:21	7440-47-3	
Cobalt	**0.011**	mg/L	0.0050	0.00032	1	10/01/24 11:00	10/01/24 18:21	7440-48-4	
Lead	ND	mg/L	0.0010	0.00016	1	10/01/24 11:00	10/01/24 18:21	7439-92-1	
Lithium	**0.0044J**	mg/L	0.030	0.0016	1	10/01/24 11:00	10/01/24 18:21	7439-93-2	
Molybdenum	**0.088**	mg/L	0.010	0.00062	1	10/01/24 11:00	10/01/24 18:21	7439-98-7	
Selenium	ND	mg/L	0.0050	0.00096	1	10/01/24 11:00	10/01/24 18:21	7782-49-2	
Thallium	ND	mg/L	0.0010	0.00038	1	10/01/24 11:00	10/01/24 18:21	7440-28-0	
7470 Mercury	Analytical Method: EPA 7470A Preparation Method: EPA 7470A								
	Pace Analytical Services - Peachtree Corners, GA								
Mercury	ND	mg/L	0.00020	0.00013	1	10/01/24 16:00	10/02/24 10:56	7439-97-6	
2540C Total Dissolved Solids	Analytical Method: SM 2540C-2015								
	Pace Analytical Services - Peachtree Corners, GA								
Total Dissolved Solids	**573**	mg/L	25.0	25.0	1		10/01/24 16:02		
2320B Alkalinity	Analytical Method: SM 2320B								
	Pace Analytical Services - Minneapolis								
Alkalinity, Total as CaCO3	**90.2**	mg/L	5.0	1.9	1		10/07/24 10:03		

This report shall not be reproduced, except in full,
without the written consent of Pace Analytical Services, LLC.

Pace Analytical Services, LLC
9800 Kincey Ave. Suite 100
Huntersville, NC 28078
(704)875-9092

ANALYTICAL RESULTS

Project: Hammond AP-1_Week 1
Pace Project No.: 92756037

Sample: HAM-PT-12 **Lab ID: 92756037006** Collected: 09/25/24 16:50 Received: 09/26/24 11:40 Matrix: Water

Parameters	Results	Units	Report Limit	MDL	DF	Prepared	Analyzed	CAS No.	Qual
2320B Alkalinity	Analytical Method: SM 2320B Pace Analytical Services - Minneapolis								
Alkalinity,Bicarbonate (CaCO3)	**90.2**	mg/L	5.0	1.9	1		10/07/24 10:03		
Alkalinity,Carbonate (CaCO3)	ND	mg/L	5.0	1.9	1		10/07/24 10:03		

This report shall not be reproduced, except in full,
without the written consent of Pace Analytical Services, LLC.

Pace Analytical Services, LLC
9800 Kincey Ave. Suite 100
Huntersville, NC 28078
(704)875-9092

ANALYTICAL RESULTS

Project: Hammond AP-1_Week 1
Pace Project No.: 92756037

Sample: HAM-PT-13 **Lab ID: 92756037007** Collected: 09/24/24 12:25 Received: 09/26/24 11:40 Matrix: Water

Parameters	Results	Units	Report Limit	MDL	DF	Prepared	Analyzed	CAS No.	Qual
300.0 IC Anions WW 28 Day DU	Analytical Method: EPA 300.0								
	Pace Analytical Services - Duluth, MN								
Chloride	**16.9**	mg/L	1.0	0.34	1		10/16/24 13:35	16887-00-6	
Fluoride	**0.36**	mg/L	0.050	0.0057	1		10/16/24 13:35	16984-48-8	
Sulfate	**261**	mg/L	1.0	0.086	1		10/16/24 13:35	14808-79-8	
4500S2D Sulfide LL Water DU	Analytical Method: SM 4500-S2 D-2011								
	Pace Analytical Services - Duluth, MN								
Sulfide	ND	mg/L	0.10	0.011	1		10/11/24 18:03	18496-25-8	H3
6010D ATL ICP	Analytical Method: EPA 6010D Preparation Method: EPA 3010A								
	Pace Analytical Services - Peachtree Corners, GA								
Iron	**5.3**	mg/L	0.040	0.025	1	10/01/24 11:11	10/02/24 12:55	7439-89-6	
Manganese	**3.2**	mg/L	0.040	0.011	1	10/01/24 11:11	10/02/24 12:55	7439-96-5	
Potassium	**5.4**	mg/L	0.50	0.15	1	10/01/24 11:11	10/02/24 12:55	7440-09-7	
Sodium	**9.2**	mg/L	1.0	0.58	1	10/01/24 11:11	10/02/24 12:55	7440-23-5	
Calcium	**122**	mg/L	1.0	0.12	1	10/01/24 11:11	10/02/24 12:55	7440-70-2	
Magnesium	**16.1**	mg/L	0.050	0.012	1	10/01/24 11:11	10/02/24 12:55	7439-95-4	
6020 MET ICPMS	Analytical Method: EPA 6020B Preparation Method: EPA 3005A								
	Pace Analytical Services - Peachtree Corners, GA								
Antimony	ND	mg/L	0.0030	0.00054	1	10/01/24 11:00	10/01/24 18:25	7440-36-0	
Arsenic	**0.021**	mg/L	0.0050	0.00084	1	10/01/24 11:00	10/01/24 18:25	7440-38-2	
Barium	**0.050**	mg/L	0.0050	0.00047	1	10/01/24 11:00	10/01/24 18:25	7440-39-3	
Beryllium	ND	mg/L	0.00050	0.000094	1	10/01/24 11:00	10/01/24 18:25	7440-41-7	
Boron	**0.49**	mg/L	0.040	0.012	1	10/01/24 11:00	10/01/24 18:25	7440-42-8	
Cadmium	**0.00011J**	mg/L	0.00050	0.00010	1	10/01/24 11:00	10/01/24 18:25	7440-43-9	
Chromium	ND	mg/L	0.0050	0.0019	1	10/01/24 11:00	10/01/24 18:25	7440-47-3	
Cobalt	**0.022**	mg/L	0.0050	0.00032	1	10/01/24 11:00	10/01/24 18:25	7440-48-4	
Lead	**0.00057J**	mg/L	0.0010	0.00016	1	10/01/24 11:00	10/01/24 18:25	7439-92-1	
Lithium	**0.052**	mg/L	0.030	0.0016	1	10/01/24 11:00	10/01/24 18:25	7439-93-2	
Molybdenum	**0.0031J**	mg/L	0.010	0.00062	1	10/01/24 11:00	10/01/24 18:25	7439-98-7	
Selenium	**0.0013J**	mg/L	0.0050	0.00096	1	10/01/24 11:00	10/01/24 18:25	7782-49-2	
Thallium	ND	mg/L	0.0010	0.00038	1	10/01/24 11:00	10/01/24 18:25	7440-28-0	
7470 Mercury	Analytical Method: EPA 7470A Preparation Method: EPA 7470A								
	Pace Analytical Services - Peachtree Corners, GA								
Mercury	ND	mg/L	0.00020	0.00013	1	10/01/24 16:00	10/02/24 10:58	7439-97-6	
2540C Total Dissolved Solids	Analytical Method: SM 2540C-2015								
	Pace Analytical Services - Peachtree Corners, GA								
Total Dissolved Solids	**518**	mg/L	25.0	25.0	1		10/01/24 15:59		
2320B Alkalinity	Analytical Method: SM 2320B								
	Pace Analytical Services - Minneapolis								
Alkalinity, Total as CaCO3	**105**	mg/L	5.0	1.9	1		10/07/24 10:08		

This report shall not be reproduced, except in full,
without the written consent of Pace Analytical Services, LLC.

Pace Analytical Services, LLC
9800 Kincey Ave. Suite 100
Huntersville, NC 28078
(704)875-9092

ANALYTICAL RESULTS

Project: Hammond AP-1_Week 1
Pace Project No.: 92756037

Sample: HAM-PT-13 **Lab ID: 92756037007** Collected: 09/24/24 12:25 Received: 09/26/24 11:40 Matrix: Water

Parameters	Results	Units	Report Limit	MDL	DF	Prepared	Analyzed	CAS No.	Qual
2320B Alkalinity	Analytical Method: SM 2320B Pace Analytical Services - Minneapolis								
Alkalinity,Bicarbonate (CaCO3)	**105**	mg/L	5.0	1.9	1		10/07/24 10:08		
Alkalinity,Carbonate (CaCO3)	ND	mg/L	5.0	1.9	1		10/07/24 10:08		

This report shall not be reproduced, except in full,
without the written consent of Pace Analytical Services, LLC.

Pace Analytical Services, LLC
9800 Kincey Ave. Suite 100
Huntersville, NC 28078
(704)875-9092

ANALYTICAL RESULTS

Project: Hammond AP-1_Week 1
Pace Project No.: 92756037

Sample: HAM-PT-14 **Lab ID: 92756037008** Collected: 09/24/24 14:40 Received: 09/26/24 11:40 Matrix: Water

Parameters	Results	Units	Report Limit	MDL	DF	Prepared	Analyzed	CAS No.	Qual
300.0 IC Anions WW 28 Day DU	Analytical Method: EPA 300.0								
	Pace Analytical Services - Duluth, MN								
Chloride	**19.6**	mg/L	1.0	0.34	1		10/16/24 13:50	16887-00-6	
Fluoride	**0.28**	mg/L	0.050	0.0057	1		10/16/24 13:50	16984-48-8	
Sulfate	**259**	mg/L	1.0	0.086	1		10/16/24 13:50	14808-79-8	
4500S2D Sulfide LL Water DU	Analytical Method: SM 4500-S2 D-2011								
	Pace Analytical Services - Duluth, MN								
Sulfide	ND	mg/L	0.10	0.011	1		10/11/24 18:04	18496-25-8	H3
6010D ATL ICP	Analytical Method: EPA 6010D Preparation Method: EPA 3010A								
	Pace Analytical Services - Peachtree Corners, GA								
Iron	**9.9**	mg/L	0.040	0.025	1	10/01/24 11:11	10/02/24 13:00	7439-89-6	
Manganese	**3.4**	mg/L	0.040	0.011	1	10/01/24 11:11	10/02/24 13:00	7439-96-5	
Potassium	**5.8**	mg/L	0.50	0.15	1	10/01/24 11:11	10/02/24 13:00	7440-09-7	
Sodium	**10.3**	mg/L	1.0	0.58	1	10/01/24 11:11	10/02/24 13:00	7440-23-5	
Calcium	**135**	mg/L	1.0	0.12	1	10/01/24 11:11	10/02/24 13:00	7440-70-2	
Magnesium	**19.5**	mg/L	0.050	0.012	1	10/01/24 11:11	10/02/24 13:00	7439-95-4	
6020 MET ICPMS	Analytical Method: EPA 6020B Preparation Method: EPA 3005A								
	Pace Analytical Services - Peachtree Corners, GA								
Antimony	ND	mg/L	0.0030	0.00054	1	10/01/24 11:00	10/01/24 18:29	7440-36-0	
Arsenic	**0.058**	mg/L	0.0050	0.00084	1	10/01/24 11:00	10/01/24 18:29	7440-38-2	
Barium	**0.050**	mg/L	0.0050	0.00047	1	10/01/24 11:00	10/01/24 18:29	7440-39-3	
Beryllium	ND	mg/L	0.00050	0.000094	1	10/01/24 11:00	10/01/24 18:29	7440-41-7	
Boron	**0.59**	mg/L	0.040	0.012	1	10/01/24 11:00	10/01/24 18:29	7440-42-8	
Cadmium	ND	mg/L	0.00050	0.00010	1	10/01/24 11:00	10/01/24 18:29	7440-43-9	
Chromium	ND	mg/L	0.0050	0.0019	1	10/01/24 11:00	10/01/24 18:29	7440-47-3	
Cobalt	**0.022**	mg/L	0.0050	0.00032	1	10/01/24 11:00	10/01/24 18:29	7440-48-4	
Lead	**0.00038J**	mg/L	0.0010	0.00016	1	10/01/24 11:00	10/01/24 18:29	7439-92-1	
Lithium	**0.049**	mg/L	0.030	0.0016	1	10/01/24 11:00	10/01/24 18:29	7439-93-2	
Molybdenum	**0.010**	mg/L	0.010	0.00062	1	10/01/24 11:00	10/01/24 18:29	7439-98-7	
Selenium	ND	mg/L	0.0050	0.00096	1	10/01/24 11:00	10/01/24 18:29	7782-49-2	
Thallium	ND	mg/L	0.0010	0.00038	1	10/01/24 11:00	10/01/24 18:29	7440-28-0	
7470 Mercury	Analytical Method: EPA 7470A Preparation Method: EPA 7470A								
	Pace Analytical Services - Peachtree Corners, GA								
Mercury	ND	mg/L	0.00020	0.00013	1	10/01/24 16:00	10/02/24 11:01	7439-97-6	
2540C Total Dissolved Solids	Analytical Method: SM 2540C-2015								
	Pace Analytical Services - Peachtree Corners, GA								
Total Dissolved Solids	**588**	mg/L	25.0	25.0	1		10/01/24 15:59		
2320B Alkalinity	Analytical Method: SM 2320B								
	Pace Analytical Services - Minneapolis								
Alkalinity, Total as CaCO3	**142**	mg/L	5.0	1.9	1		10/07/24 10:12		

REPORT OF LABORATORY ANALYSIS

This report shall not be reproduced, except in full,
without the written consent of Pace Analytical Services, LLC.

Pace Analytical Services, LLC
9800 Kincey Ave. Suite 100
Huntersville, NC 28078
(704)875-9092

ANALYTICAL RESULTS

Project: Hammond AP-1_Week 1
Pace Project No.: 92756037

Sample: HAM-PT-14 **Lab ID: 92756037008** Collected: 09/24/24 14:40 Received: 09/26/24 11:40 Matrix: Water

Parameters	Results	Units	Report Limit	MDL	DF	Prepared	Analyzed	CAS No.	Qual
2320B Alkalinity	Analytical Method: SM 2320B Pace Analytical Services - Minneapolis								
Alkalinity,Bicarbonate (CaCO3)	**142**	mg/L	5.0	1.9	1		10/07/24 10:12		
Alkalinity,Carbonate (CaCO3)	ND	mg/L	5.0	1.9	1		10/07/24 10:12		

This report shall not be reproduced, except in full,
without the written consent of Pace Analytical Services, LLC.

Pace Analytical Services, LLC
9800 Kincey Ave. Suite 100
Huntersville, NC 28078
(704)875-9092

ANALYTICAL RESULTS

Project: Hammond AP-1_Week 1
Pace Project No.: 92756037

Sample: HAM-PT-15 **Lab ID: 92756037009** Collected: 09/24/24 11:03 Received: 09/26/24 11:40 Matrix: Water

Parameters	Results	Units	Report Limit	MDL	DF	Prepared	Analyzed	CAS No.	Qual
300.0 IC Anions WW 28 Day DU	Analytical Method: EPA 300.0								
	Pace Analytical Services - Duluth, MN								
Chloride	**14.5**	mg/L	1.0	0.34	1		10/16/24 14:05	16887-00-6	
Fluoride	**0.31**	mg/L	0.050	0.0057	1		10/16/24 14:05	16984-48-8	
Sulfate	**242**	mg/L	1.0	0.086	1		10/16/24 14:05	14808-79-8	
4500S2D Sulfide LL Water DU	Analytical Method: SM 4500-S2 D-2011								
	Pace Analytical Services - Duluth, MN								
Sulfide	ND	mg/L	0.10	0.011	1		10/11/24 18:03	18496-25-8	H3
6010D ATL ICP	Analytical Method: EPA 6010D Preparation Method: EPA 3010A								
	Pace Analytical Services - Peachtree Corners, GA								
Iron	**0.15**	mg/L	0.040	0.025	1	10/01/24 11:11	10/02/24 13:05	7439-89-6	
Manganese	**2.3**	mg/L	0.040	0.011	1	10/01/24 11:11	10/02/24 13:05	7439-96-5	
Potassium	**5.1**	mg/L	0.50	0.15	1	10/01/24 11:11	10/02/24 13:05	7440-09-7	
Sodium	**7.7**	mg/L	1.0	0.58	1	10/01/24 11:11	10/02/24 13:05	7440-23-5	
Calcium	**118**	mg/L	1.0	0.12	1	10/01/24 11:11	10/02/24 13:05	7440-70-2	
Magnesium	**12.3**	mg/L	0.050	0.012	1	10/01/24 11:11	10/02/24 13:05	7439-95-4	
6020 MET ICPMS	Analytical Method: EPA 6020B Preparation Method: EPA 3005A								
	Pace Analytical Services - Peachtree Corners, GA								
Antimony	**0.00065J**	mg/L	0.0030	0.00054	1	10/01/24 11:00	10/01/24 18:32	7440-36-0	
Arsenic	**0.0097**	mg/L	0.0050	0.00084	1	10/01/24 11:00	10/01/24 18:32	7440-38-2	B
Barium	**0.049**	mg/L	0.0050	0.00047	1	10/01/24 11:00	10/01/24 18:32	7440-39-3	
Beryllium	ND	mg/L	0.00050	0.000094	1	10/01/24 11:00	10/01/24 18:32	7440-41-7	
Boron	**0.64**	mg/L	0.040	0.012	1	10/01/24 11:00	10/01/24 18:32	7440-42-8	
Cadmium	**0.00029J**	mg/L	0.00050	0.00010	1	10/01/24 11:00	10/01/24 18:32	7440-43-9	
Chromium	ND	mg/L	0.0050	0.0019	1	10/01/24 11:00	10/01/24 18:32	7440-47-3	
Cobalt	**0.012**	mg/L	0.0050	0.00032	1	10/01/24 11:00	10/01/24 18:32	7440-48-4	
Lead	ND	mg/L	0.0010	0.00016	1	10/01/24 11:00	10/01/24 18:32	7439-92-1	
Lithium	**0.040**	mg/L	0.030	0.0016	1	10/01/24 11:00	10/01/24 18:32	7439-93-2	
Molybdenum	**0.010**	mg/L	0.010	0.00062	1	10/01/24 11:00	10/01/24 18:32	7439-98-7	
Selenium	**0.0038J**	mg/L	0.0050	0.00096	1	10/01/24 11:00	10/01/24 18:32	7782-49-2	
Thallium	**0.00044J**	mg/L	0.0010	0.00038	1	10/01/24 11:00	10/01/24 18:32	7440-28-0	
7470 Mercury	Analytical Method: EPA 7470A Preparation Method: EPA 7470A								
	Pace Analytical Services - Peachtree Corners, GA								
Mercury	ND	mg/L	0.00020	0.00013	1	10/01/24 16:00	10/02/24 11:03	7439-97-6	
2540C Total Dissolved Solids	Analytical Method: SM 2540C-2015								
	Pace Analytical Services - Peachtree Corners, GA								
Total Dissolved Solids	**473**	mg/L	25.0	25.0	1		10/01/24 16:00		
2320B Alkalinity	Analytical Method: SM 2320B								
	Pace Analytical Services - Minneapolis								
Alkalinity, Total as CaCO3	**81.7**	mg/L	5.0	1.9	1		10/07/24 10:17		

REPORT OF LABORATORY ANALYSIS

This report shall not be reproduced, except in full,
without the written consent of Pace Analytical Services, LLC.

Pace Analytical Services, LLC
9800 Kincey Ave. Suite 100
Huntersville, NC 28078
(704)875-9092

ANALYTICAL RESULTS

Project: Hammond AP-1_Week 1
Pace Project No.: 92756037

Sample: HAM-PT-15 **Lab ID: 92756037009** Collected: 09/24/24 11:03 Received: 09/26/24 11:40 Matrix: Water

Parameters	Results	Units	Report Limit	MDL	DF	Prepared	Analyzed	CAS No.	Qual
2320B Alkalinity	Analytical Method: SM 2320B Pace Analytical Services - Minneapolis								
Alkalinity,Bicarbonate (CaCO3)	**81.7**	mg/L	5.0	1.9	1		10/07/24 10:17		
Alkalinity,Carbonate (CaCO3)	ND	mg/L	5.0	1.9	1		10/07/24 10:17		

This report shall not be reproduced, except in full,
without the written consent of Pace Analytical Services, LLC.

Pace Analytical Services, LLC
9800 Kincey Ave. Suite 100
Huntersville, NC 28078
(704)875-9092

ANALYTICAL RESULTS

Project: Hammond AP-1_Week 1
Pace Project No.: 92756037

Sample: HAM-AP1-FD-01 **Lab ID: 92756037010** Collected: 09/24/24 00:00 Received: 09/26/24 11:40 Matrix: Water

Parameters	Results	Units	Report Limit	MDL	DF	Prepared	Analyzed	CAS No.	Qual
300.0 IC Anions WW 28 Day DU	Analytical Method: EPA 300.0								
	Pace Analytical Services - Duluth, MN								
Chloride	**17.5**	mg/L	1.0	0.34	1		10/16/24 14:20	16887-00-6	
Fluoride	**0.25**	mg/L	0.050	0.0057	1		10/16/24 14:20	16984-48-8	
Sulfate	**244**	mg/L	1.0	0.086	1		10/16/24 14:20	14808-79-8	
4500S2D Sulfide LL Water DU	Analytical Method: SM 4500-S2 D-2011								
	Pace Analytical Services - Duluth, MN								
Sulfide	ND	mg/L	0.10	0.011	1		10/11/24 18:02	18496-25-8	H3
6010D ATL ICP	Analytical Method: EPA 6010D Preparation Method: EPA 3010A								
	Pace Analytical Services - Peachtree Corners, GA								
Iron	**1.1**	mg/L	0.040	0.025	1	10/01/24 11:11	10/02/24 13:14	7439-89-6	
Manganese	**2.6**	mg/L	0.040	0.011	1	10/01/24 11:11	10/02/24 13:14	7439-96-5	
Potassium	**5.3**	mg/L	0.50	0.15	1	10/01/24 11:11	10/02/24 13:14	7440-09-7	
Sodium	**9.0**	mg/L	1.0	0.58	1	10/01/24 11:11	10/02/24 13:14	7440-23-5	
Calcium	**120**	mg/L	1.0	0.12	1	10/01/24 11:11	10/02/24 13:14	7440-70-2	
Magnesium	**14.7**	mg/L	0.050	0.012	1	10/01/24 11:11	10/02/24 13:14	7439-95-4	
6020 MET ICPMS	Analytical Method: EPA 6020B Preparation Method: EPA 3005A								
	Pace Analytical Services - Peachtree Corners, GA								
Antimony	ND	mg/L	0.0030	0.00054	1	10/01/24 11:00	10/01/24 18:40	7440-36-0	
Arsenic	**0.021**	mg/L	0.0050	0.00084	1	10/01/24 11:00	10/01/24 18:40	7440-38-2	
Barium	**0.052**	mg/L	0.0050	0.00047	1	10/01/24 11:00	10/01/24 18:40	7440-39-3	
Beryllium	ND	mg/L	0.00050	0.000094	1	10/01/24 11:00	10/01/24 18:40	7440-41-7	
Boron	**0.61**	mg/L	0.040	0.012	1	10/01/24 11:00	10/01/24 18:40	7440-42-8	
Cadmium	**0.00015J**	mg/L	0.00050	0.00010	1	10/01/24 11:00	10/01/24 18:40	7440-43-9	
Chromium	ND	mg/L	0.0050	0.0019	1	10/01/24 11:00	10/01/24 18:40	7440-47-3	
Cobalt	**0.023**	mg/L	0.0050	0.00032	1	10/01/24 11:00	10/01/24 18:40	7440-48-4	
Lead	ND	mg/L	0.0010	0.00016	1	10/01/24 11:00	10/01/24 18:40	7439-92-1	
Lithium	**0.035**	mg/L	0.030	0.0016	1	10/01/24 11:00	10/01/24 18:40	7439-93-2	
Molybdenum	**0.0099J**	mg/L	0.010	0.00062	1	10/01/24 11:00	10/01/24 18:40	7439-98-7	
Selenium	**0.0014J**	mg/L	0.0050	0.00096	1	10/01/24 11:00	10/01/24 18:40	7782-49-2	
Thallium	**0.00041J**	mg/L	0.0010	0.00038	1	10/01/24 11:00	10/01/24 18:40	7440-28-0	
7470 Mercury	Analytical Method: EPA 7470A Preparation Method: EPA 7470A								
	Pace Analytical Services - Peachtree Corners, GA								
Mercury	ND	mg/L	0.00020	0.00013	1	10/01/24 16:00	10/02/24 11:06	7439-97-6	
2540C Total Dissolved Solids	Analytical Method: SM 2540C-2015								
	Pace Analytical Services - Peachtree Corners, GA								
Total Dissolved Solids	**520**	mg/L	25.0	25.0	1		10/01/24 16:00		
2320B Alkalinity	Analytical Method: SM 2320B								
	Pace Analytical Services - Minneapolis								
Alkalinity, Total as CaCO3	**91.8**	mg/L	5.0	1.9	1		10/07/24 10:21		

This report shall not be reproduced, except in full,
without the written consent of Pace Analytical Services, LLC.

Pace Analytical Services, LLC
9800 Kincey Ave. Suite 100
Huntersville, NC 28078
(704)875-9092

ANALYTICAL RESULTS

Project: Hammond AP-1_Week 1
Pace Project No.: 92756037

Sample: HAM-AP1-FD-01 **Lab ID: 92756037010** Collected: 09/24/24 00:00 Received: 09/26/24 11:40 Matrix: Water

Parameters	Results	Units	Report Limit	MDL	DF	Prepared	Analyzed	CAS No.	Qual
2320B Alkalinity	Analytical Method: SM 2320B Pace Analytical Services - Minneapolis								
Alkalinity,Bicarbonate (CaCO3)	**91.8**	mg/L	5.0	1.9	1		10/07/24 10:21		
Alkalinity,Carbonate (CaCO3)	ND	mg/L	5.0	1.9	1		10/07/24 10:21		

This report shall not be reproduced, except in full,
without the written consent of Pace Analytical Services, LLC.

Pace Analytical Services, LLC
9800 Kincey Ave. Suite 100
Huntersville, NC 28078
(704)875-9092

ANALYTICAL RESULTS

Project: Hammond AP-1_Week 1
Pace Project No.: 92756037

Sample: HAM-AP1-FB-01 **Lab ID: 92756037011** Collected: 09/25/24 17:40 Received: 09/26/24 11:40 Matrix: Water

Parameters	Results	Units	Report Limit	MDL	DF	Prepared	Analyzed	CAS No.	Qual
300.0 IC Anions WW 28 Day DU	Analytical Method: EPA 300.0								
	Pace Analytical Services - Duluth, MN								
Chloride	ND	mg/L	1.0	0.34	1		10/16/24 14:35	16887-00-6	
Fluoride	ND	mg/L	0.050	0.0057	1		10/16/24 14:35	16984-48-8	
Sulfate	ND	mg/L	1.0	0.086	1		10/16/24 14:35	14808-79-8	
4500S2D Sulfide LL Water DU	Analytical Method: SM 4500-S2 D-2011								
	Pace Analytical Services - Duluth, MN								
Sulfide	ND	mg/L	0.10	0.011	1		10/11/24 18:05	18496-25-8	H3
6010D ATL ICP	Analytical Method: EPA 6010D Preparation Method: EPA 3010A								
	Pace Analytical Services - Peachtree Corners, GA								
Iron	ND	mg/L	0.040	0.025	1	10/01/24 11:11	10/02/24 13:19	7439-89-6	
Manganese	ND	mg/L	0.040	0.011	1	10/01/24 11:11	10/02/24 13:19	7439-96-5	
Potassium	ND	mg/L	0.50	0.15	1	10/01/24 11:11	10/02/24 13:19	7440-09-7	
Sodium	ND	mg/L	1.0	0.58	1	10/01/24 11:11	10/02/24 13:19	7440-23-5	
Calcium	ND	mg/L	1.0	0.12	1	10/01/24 11:11	10/02/24 13:19	7440-70-2	
Magnesium	ND	mg/L	0.050	0.012	1	10/01/24 11:11	10/02/24 13:19	7439-95-4	
6020 MET ICPMS	Analytical Method: EPA 6020B Preparation Method: EPA 3005A								
	Pace Analytical Services - Peachtree Corners, GA								
Antimony	ND	mg/L	0.0030	0.00054	1	10/01/24 11:00	10/01/24 18:43	7440-36-0	
Arsenic	**0.0014J**	mg/L	0.0050	0.00084	1	10/01/24 11:00	10/01/24 18:43	7440-38-2	B
Barium	ND	mg/L	0.0050	0.00047	1	10/01/24 11:00	10/01/24 18:43	7440-39-3	
Beryllium	ND	mg/L	0.00050	0.000094	1	10/01/24 11:00	10/01/24 18:43	7440-41-7	
Boron	ND	mg/L	0.040	0.012	1	10/01/24 11:00	10/01/24 18:43	7440-42-8	
Cadmium	ND	mg/L	0.00050	0.00010	1	10/01/24 11:00	10/01/24 18:43	7440-43-9	
Chromium	ND	mg/L	0.0050	0.0019	1	10/01/24 11:00	10/01/24 18:43	7440-47-3	
Cobalt	ND	mg/L	0.0050	0.00032	1	10/01/24 11:00	10/01/24 18:43	7440-48-4	
Lead	ND	mg/L	0.0010	0.00016	1	10/01/24 11:00	10/01/24 18:43	7439-92-1	
Lithium	ND	mg/L	0.030	0.0016	1	10/01/24 11:00	10/01/24 18:43	7439-93-2	
Molybdenum	ND	mg/L	0.010	0.00062	1	10/01/24 11:00	10/01/24 18:43	7439-98-7	
Selenium	ND	mg/L	0.0050	0.00096	1	10/01/24 11:00	10/01/24 18:43	7782-49-2	
Thallium	ND	mg/L	0.0010	0.00038	1	10/01/24 11:00	10/01/24 18:43	7440-28-0	
7470 Mercury	Analytical Method: EPA 7470A Preparation Method: EPA 7470A								
	Pace Analytical Services - Peachtree Corners, GA								
Mercury	ND	mg/L	0.00020	0.00013	1	10/01/24 16:00	10/02/24 11:09	7439-97-6	
2540C Total Dissolved Solids	Analytical Method: SM 2540C-2015								
	Pace Analytical Services - Peachtree Corners, GA								
Total Dissolved Solids	ND	mg/L	25.0	25.0	1		10/01/24 16:02		
2320B Alkalinity	Analytical Method: SM 2320B								
	Pace Analytical Services - Minneapolis								
Alkalinity, Total as CaCO3	ND	mg/L	5.0	1.9	1		10/07/24 10:26		

This report shall not be reproduced, except in full,
without the written consent of Pace Analytical Services, LLC.

Pace Analytical Services, LLC
9800 Kincey Ave. Suite 100
Huntersville, NC 28078
(704)875-9092

ANALYTICAL RESULTS

Project: Hammond AP-1_Week 1
Pace Project No.: 92756037

Sample: HAM-AP1-FB-01 **Lab ID: 92756037011** Collected: 09/25/24 17:40 Received: 09/26/24 11:40 Matrix: Water

Parameters	Results	Units	Report Limit	MDL	DF	Prepared	Analyzed	CAS No.	Qual
2320B Alkalinity	Analytical Method: SM 2320B Pace Analytical Services - Minneapolis								
Alkalinity,Bicarbonate (CaCO3)	ND	mg/L	5.0	1.9	1		10/07/24 10:26		
Alkalinity,Carbonate (CaCO3)	ND	mg/L	5.0	1.9	1		10/07/24 10:26		

This report shall not be reproduced, except in full,
without the written consent of Pace Analytical Services, LLC.

Pace Analytical Services, LLC
9800 Kincey Ave. Suite 100
Huntersville, NC 28078
(704)875-9092

ANALYTICAL RESULTS

Project: Hammond AP-1_Week 1
Pace Project No.: 92756037

Sample: HAM-AP1-EB-01 **Lab ID: 92756037012** Collected: 09/25/24 17:45 Received: 09/26/24 11:40 Matrix: Water

Parameters	Results	Units	Report Limit	MDL	DF	Prepared	Analyzed	CAS No.	Qual
300.0 IC Anions WW 28 Day DU	Analytical Method: EPA 300.0								
	Pace Analytical Services - Duluth, MN								
Chloride	ND	mg/L	1.0	0.34	1		10/16/24 14:50	16887-00-6	
Fluoride	ND	mg/L	0.050	0.0057	1		10/16/24 14:50	16984-48-8	
Sulfate	ND	mg/L	1.0	0.086	1		10/16/24 14:50	14808-79-8	
4500S2D Sulfide LL Water DU	Analytical Method: SM 4500-S2 D-2011								
	Pace Analytical Services - Duluth, MN								
Sulfide	ND	mg/L	0.10	0.011	1		10/11/24 18:05	18496-25-8	H3
6010D ATL ICP	Analytical Method: EPA 6010D Preparation Method: EPA 3010A								
	Pace Analytical Services - Peachtree Corners, GA								
Iron	ND	mg/L	0.040	0.025	1	10/01/24 11:11	10/02/24 13:24	7439-89-6	
Manganese	ND	mg/L	0.040	0.011	1	10/01/24 11:11	10/02/24 13:24	7439-96-5	
Potassium	ND	mg/L	0.50	0.15	1	10/01/24 11:11	10/02/24 13:24	7440-09-7	
Sodium	**0.62J**	mg/L	1.0	0.58	1	10/01/24 11:11	10/02/24 13:24	7440-23-5	
Calcium	**0.44J**	mg/L	1.0	0.12	1	10/01/24 11:11	10/02/24 13:24	7440-70-2	
Magnesium	**0.097**	mg/L	0.050	0.012	1	10/01/24 11:11	10/02/24 13:24	7439-95-4	
6020 MET ICPMS	Analytical Method: EPA 6020B Preparation Method: EPA 3005A								
	Pace Analytical Services - Peachtree Corners, GA								
Antimony	ND	mg/L	0.0030	0.00054	1	10/01/24 11:00	10/01/24 18:47	7440-36-0	
Arsenic	**0.00093J**	mg/L	0.0050	0.00084	1	10/01/24 11:00	10/01/24 18:47	7440-38-2	B
Barium	**0.0021J**	mg/L	0.0050	0.00047	1	10/01/24 11:00	10/01/24 18:47	7440-39-3	
Beryllium	ND	mg/L	0.00050	0.000094	1	10/01/24 11:00	10/01/24 18:47	7440-41-7	
Boron	ND	mg/L	0.040	0.012	1	10/01/24 11:00	10/01/24 18:47	7440-42-8	
Cadmium	ND	mg/L	0.00050	0.00010	1	10/01/24 11:00	10/01/24 18:47	7440-43-9	
Chromium	ND	mg/L	0.0050	0.0019	1	10/01/24 11:00	10/01/24 18:47	7440-47-3	
Cobalt	ND	mg/L	0.0050	0.00032	1	10/01/24 11:00	10/01/24 18:47	7440-48-4	
Lead	ND	mg/L	0.0010	0.00016	1	10/01/24 11:00	10/01/24 18:47	7439-92-1	
Lithium	ND	mg/L	0.030	0.0016	1	10/01/24 11:00	10/01/24 18:47	7439-93-2	
Molybdenum	ND	mg/L	0.010	0.00062	1	10/01/24 11:00	10/01/24 18:47	7439-98-7	
Selenium	ND	mg/L	0.0050	0.00096	1	10/01/24 11:00	10/01/24 18:47	7782-49-2	
Thallium	ND	mg/L	0.0010	0.00038	1	10/01/24 11:00	10/01/24 18:47	7440-28-0	
7470 Mercury	Analytical Method: EPA 7470A Preparation Method: EPA 7470A								
	Pace Analytical Services - Peachtree Corners, GA								
Mercury	ND	mg/L	0.00020	0.00013	1	10/01/24 16:00	10/02/24 11:11	7439-97-6	
2540C Total Dissolved Solids	Analytical Method: SM 2540C-2015								
	Pace Analytical Services - Peachtree Corners, GA								
Total Dissolved Solids	ND	mg/L	25.0	25.0	1		10/01/24 16:03		
2320B Alkalinity	Analytical Method: SM 2320B								
	Pace Analytical Services - Minneapolis								
Alkalinity, Total as CaCO3	**5.8**	mg/L	5.0	1.9	1		10/07/24 10:29		

This report shall not be reproduced, except in full,
without the written consent of Pace Analytical Services, LLC.

Pace Analytical Services, LLC
9800 Kincey Ave. Suite 100
Huntersville, NC 28078
(704)875-9092

ANALYTICAL RESULTS

Project: Hammond AP-1_Week 1
Pace Project No.: 92756037

Sample: HAM-AP1-EB-01 **Lab ID: 92756037012** Collected: 09/25/24 17:45 Received: 09/26/24 11:40 Matrix: Water

Parameters	Results	Units	Report Limit	MDL	DF	Prepared	Analyzed	CAS No.	Qual
2320B Alkalinity	Analytical Method: SM 2320B Pace Analytical Services - Minneapolis								
Alkalinity,Bicarbonate (CaCO3)	**5.8**	mg/L	5.0	1.9	1		10/07/24 10:29		
Alkalinity,Carbonate (CaCO3)	ND	mg/L	5.0	1.9	1		10/07/24 10:29		

This report shall not be reproduced, except in full,
without the written consent of Pace Analytical Services, LLC.

Pace Analytical Services, LLC
9800 Kincey Ave. Suite 100
Huntersville, NC 28078
(704)875-9092

QUALITY CONTROL DATA

Project: Hammond AP-1_Week 1
Pace Project No.: 92756037

QC Batch: 973742
QC Batch Method: EPA 300.0
Analysis Method: EPA 300.0
Analysis Description: 300.0 IC Anions WW 28 Day DU
Laboratory: Pace Analytical Services - Duluth, MN
Associated Lab Samples: 92756037001, 92756037002, 92756037003, 92756037004, 92756037005, 92756037006, 92756037007, 92756037008, 92756037009, 92756037010, 92756037011, 92756037012

METHOD BLANK: 5089258
Matrix: Water
Associated Lab Samples: 92756037001, 92756037002, 92756037003, 92756037004, 92756037005, 92756037006, 92756037007, 92756037008, 92756037009, 92756037010, 92756037011, 92756037012

Parameter	Units	Blank Result	Reporting Limit	MDL	Analyzed	Qualifiers
Chloride	mg/L	ND	1.0	0.34	10/16/24 10:05	
Fluoride	mg/L	ND	0.050	0.0057	10/16/24 10:05	
Sulfate	mg/L	ND	1.0	0.086	10/16/24 10:05	

LABORATORY CONTROL SAMPLE: 5089259

Parameter	Units	Spike Conc.	LCS Result	LCS % Rec	% Rec Limits	Qualifiers
Chloride	mg/L	100	98.8	99	90-110	
Fluoride	mg/L	5	5.2	103	90-110	
Sulfate	mg/L	100	99.1	99	90-110	

MATRIX SPIKE & MATRIX SPIKE DUPLICATE: 5089260 5089261

Parameter	Units	92756037001 Result	MS Spike Conc.	MSD Spike Conc.	MS Result	MSD Result	MS % Rec	MSD % Rec	% Rec Limits	RPD	Max RPD	Qual
Chloride	mg/L	17.5	100	100	119	120	102	103	90-110	1	20	
Fluoride	mg/L	0.26	5	5	5.6	5.6	107	107	90-110	0	20	
Sulfate	mg/L	249	100	100	341	342	92	93	90-110	0	20	

MATRIX SPIKE & MATRIX SPIKE DUPLICATE: 5089262 5089263

Parameter	Units	92756037002 Result	MS Spike Conc.	MSD Spike Conc.	MS Result	MSD Result	MS % Rec	MSD % Rec	% Rec Limits	RPD	Max RPD	Qual
Chloride	mg/L	17.1	100	100	119	119	102	102	90-110	0	20	
Fluoride	mg/L	0.25	5	5	5.6	5.6	106	107	90-110	0	20	
Sulfate	mg/L	239	100	100	331	332	92	93	90-110	0	20	

Results presented on this page are in the units indicated by the "Units" column except where an alternate unit is presented to the right of the result.

This report shall not be reproduced, except in full,
without the written consent of Pace Analytical Services, LLC.

Pace Analytical Services, LLC
9800 Kincey Ave. Suite 100
Huntersville, NC 28078
(704)875-9092

QUALITY CONTROL DATA

Project: Hammond AP-1_Week 1
Pace Project No.: 92756037

QC Batch: 973160
QC Batch Method: SM 4500-S2 D-2011
Analysis Method: SM 4500-S2 D-2011
Analysis Description: 4500S2D Sulfide LL Water DU
Laboratory: Pace Analytical Services - Duluth, MN
Associated Lab Samples: 92756037001, 92756037002, 92756037003, 92756037004, 92756037005, 92756037006, 92756037007, 92756037008, 92756037009, 92756037010, 92756037011, 92756037012

METHOD BLANK: 5086234
Matrix: Water
Associated Lab Samples: 92756037001, 92756037002, 92756037003, 92756037004, 92756037005, 92756037006, 92756037007, 92756037008, 92756037009, 92756037010, 92756037011, 92756037012

Parameter	Units	Blank Result	Reporting Limit	MDL	Analyzed	Qualifiers
Sulfide	mg/L	ND	0.10	0.011	10/11/24 18:01	

LABORATORY CONTROL SAMPLE: 5086235

Parameter	Units	Spike Conc.	LCS Result	LCS % Rec	% Rec Limits	Qualifiers
Sulfide	mg/L	0.19	0.20	106	90-110	

MATRIX SPIKE & MATRIX SPIKE DUPLICATE: 5086236 5086237

Parameter	Units	92756037010 Result	MS Spike Conc.	MSD Spike Conc.	MS Result	MSD Result	MS % Rec	MSD % Rec	% Rec Limits	RPD	Max RPD	Qual
Sulfide	mg/L	ND	0.2	0.2	0.21	0.21	104	107	90-110	3	10	H3

MATRIX SPIKE & MATRIX SPIKE DUPLICATE: 5086238 5086239

Parameter	Units	10710729001 Result	MS Spike Conc.	MSD Spike Conc.	MS Result	MSD Result	MS % Rec	MSD % Rec	% Rec Limits	RPD	Max RPD	Qual
Sulfide	mg/L	ND	0.2	0.2	0.24	0.24	106	108	90-110	2	10	

Results presented on this page are in the units indicated by the "Units" column except where an alternate unit is presented to the right of the result.

REPORT OF LABORATORY ANALYSIS

This report shall not be reproduced, except in full,
without the written consent of Pace Analytical Services, LLC.

Pace Analytical Services, LLC
9800 Kincey Ave. Suite 100
Huntersville, NC 28078
(704)875-9092

QUALITY CONTROL DATA

Project: Hammond AP-1_Week 1
Pace Project No.: 92756037

QC Batch: 886167
QC Batch Method: EPA 3010A
Analysis Method: EPA 6010D
Analysis Description: 6010D ATL
Laboratory: Pace Analytical Services - Peachtree Corners, GA
Associated Lab Samples: 92756037001, 92756037002, 92756037003, 92756037004, 92756037005, 92756037006, 92756037007, 92756037008, 92756037009, 92756037010, 92756037011, 92756037012

METHOD BLANK: 4563116
Matrix: Water
Associated Lab Samples: 92756037001, 92756037002, 92756037003, 92756037004, 92756037005, 92756037006, 92756037007, 92756037008, 92756037009, 92756037010, 92756037011, 92756037012

Parameter	Units	Blank Result	Reporting Limit	MDL	Analyzed	Qualifiers
Calcium	mg/L	ND	1.0	0.12	10/02/24 11:48	
Iron	mg/L	ND	0.040	0.025	10/02/24 11:48	
Magnesium	mg/L	ND	0.050	0.012	10/02/24 11:48	
Manganese	mg/L	ND	0.040	0.011	10/02/24 11:48	
Potassium	mg/L	ND	0.50	0.15	10/02/24 11:48	
Sodium	mg/L	ND	1.0	0.58	10/02/24 11:48	

LABORATORY CONTROL SAMPLE: 4563117

Parameter	Units	Spike Conc.	LCS Result	LCS % Rec	% Rec Limits	Qualifiers
Calcium	mg/L	1	1.0	103	80-120	
Iron	mg/L	1	1.0	102	80-120	
Magnesium	mg/L	1	1.0	104	80-120	
Manganese	mg/L	1	1.0	101	80-120	
Potassium	mg/L	1	0.99	99	80-120	
Sodium	mg/L	1	1.0	103	80-120	

MATRIX SPIKE & MATRIX SPIKE DUPLICATE: 4563118 4563119

Parameter	Units	92756037002 Result	MS Spike Conc.	MSD Spike Conc.	MS Result	MSD Result	MS % Rec	MSD % Rec	% Rec Limits	RPD	Max RPD	Qual
Calcium	mg/L	112	1	1	117	115	546	364	75-125	2	20	M1
Iron	mg/L	1.1	1	1	2.2	2.2	110	107	75-125	1	20	
Magnesium	mg/L	14.3	1	1	15.8	15.3	147	102	75-125	3	20	M1
Manganese	mg/L	2.5	1	1	3.6	3.5	109	96	75-125	4	20	
Potassium	mg/L	5.3	1	1	6.4	6.2	109	90	75-125	3	20	
Sodium	mg/L	9.1	1	1	10.3	9.9	116	84	75-125	3	20	

Results presented on this page are in the units indicated by the "Units" column except where an alternate unit is presented to the right of the result.

This report shall not be reproduced, except in full,
without the written consent of Pace Analytical Services, LLC.

Pace Analytical Services, LLC
9800 Kincey Ave. Suite 100
Huntersville, NC 28078
(704)875-9092

QUALITY CONTROL DATA

Project: Hammond AP-1_Week 1
Pace Project No.: 92756037

QC Batch: 886154
QC Batch Method: EPA 3005A
Analysis Method: EPA 6020B
Analysis Description: 6020 MET
Laboratory: Pace Analytical Services - Peachtree Corners, GA
Associated Lab Samples: 92756037001, 92756037002, 92756037003, 92756037004, 92756037005, 92756037006, 92756037007, 92756037008, 92756037009, 92756037010, 92756037011, 92756037012

METHOD BLANK: 4563064
Matrix: Water
Associated Lab Samples: 92756037001, 92756037002, 92756037003, 92756037004, 92756037005, 92756037006, 92756037007, 92756037008, 92756037009, 92756037010, 92756037011, 92756037012

Parameter	Units	Blank Result	Reporting Limit	MDL	Analyzed	Qualifiers
Antimony	mg/L	ND	0.0030	0.00054	10/01/24 17:37	
Arsenic	mg/L	0.0019J	0.0050	0.00084	10/01/24 17:37	
Barium	mg/L	ND	0.0050	0.00047	10/01/24 17:37	
Beryllium	mg/L	ND	0.00050	0.000094	10/01/24 17:37	
Boron	mg/L	ND	0.040	0.012	10/01/24 17:37	
Cadmium	mg/L	ND	0.00050	0.00010	10/01/24 17:37	
Chromium	mg/L	ND	0.0050	0.0019	10/01/24 17:37	
Cobalt	mg/L	ND	0.0050	0.00032	10/01/24 17:37	
Lead	mg/L	ND	0.0010	0.00016	10/01/24 17:37	
Lithium	mg/L	ND	0.030	0.0016	10/01/24 17:37	
Molybdenum	mg/L	ND	0.010	0.00062	10/01/24 17:37	
Selenium	mg/L	ND	0.0050	0.00096	10/01/24 17:37	
Thallium	mg/L	ND	0.0010	0.00038	10/01/24 17:37	

LABORATORY CONTROL SAMPLE: 4563065

Parameter	Units	Spike Conc.	LCS Result	LCS % Rec	% Rec Limits	Qualifiers
Antimony	mg/L	0.1	0.10	100	80-120	
Arsenic	mg/L	0.1	0.096	96	80-120	
Barium	mg/L	0.1	0.10	100	80-120	
Beryllium	mg/L	0.1	0.094	94	80-120	
Boron	mg/L	1	0.93	93	80-120	
Cadmium	mg/L	0.1	0.097	97	80-120	
Chromium	mg/L	0.1	0.097	97	80-120	
Cobalt	mg/L	0.1	0.096	96	80-120	
Lead	mg/L	0.1	0.10	100	80-120	
Lithium	mg/L	0.1	0.096	96	80-120	
Molybdenum	mg/L	0.1	0.099	99	80-120	
Selenium	mg/L	0.1	0.097	97	80-120	
Thallium	mg/L	0.1	0.097	97	80-120	

MATRIX SPIKE & MATRIX SPIKE DUPLICATE: 4563066 4563067

Parameter	Units	92756037001 Result	MS Spike Conc.	MSD Spike Conc.	MS Result	MSD Result	MS % Rec	MSD % Rec	% Rec Limits	RPD	Max RPD	Qual
Antimony	mg/L	0.00056J	0.1	0.1	0.10	0.097	102	97	75-125	5	20	

Results presented on this page are in the units indicated by the "Units" column except where an alternate unit is presented to the right of the result.

REPORT OF LABORATORY ANALYSIS

This report shall not be reproduced, except in full,
without the written consent of Pace Analytical Services, LLC.

Pace Analytical Services, LLC
9800 Kincey Ave. Suite 100
Huntersville, NC 28078
(704)875-9092

QUALITY CONTROL DATA

Project: Hammond AP-1_Week 1
Pace Project No.: 92756037

MATRIX SPIKE & MATRIX SPIKE DUPLICATE: 4563066 4563067

Parameter	Units	92756037001 Result	MS Spike Conc.	MSD Spike Conc.	MS Result	MSD Result	MS % Rec	MSD % Rec	% Rec Limits	RPD	Max RPD	Qual
Arsenic	mg/L	0.016	0.1	0.1	0.12	0.11	100	98	75-125	2	20	
Barium	mg/L	0.056	0.1	0.1	0.16	0.16	107	101	75-125	4	20	
Beryllium	mg/L	0.00012J	0.1	0.1	0.093	0.089	93	89	75-125	4	20	
Boron	mg/L	0.54	1	1	1.5	1.5	98	93	75-125	4	20	
Cadmium	mg/L	0.00015J	0.1	0.1	0.099	0.097	99	96	75-125	3	20	
Chromium	mg/L	ND	0.1	0.1	0.098	0.093	97	93	75-125	5	20	
Cobalt	mg/L	0.031	0.1	0.1	0.13	0.12	97	91	75-125	5	20	
Lead	mg/L	ND	0.1	0.1	0.099	0.095	99	95	75-125	4	20	
Lithium	mg/L	0.048	0.1	0.1	0.15	0.14	97	90	75-125	5	20	
Molybdenum	mg/L	0.0054J	0.1	0.1	0.11	0.10	102	97	75-125	5	20	
Selenium	mg/L	0.0011J	0.1	0.1	0.098	0.098	97	97	75-125	0	20	
Thallium	mg/L	0.00067J	0.1	0.1	0.098	0.095	97	94	75-125	3	20	

Results presented on this page are in the units indicated by the "Units" column except where an alternate unit is presented to the right of the result.

This report shall not be reproduced, except in full,
without the written consent of Pace Analytical Services, LLC.

Pace Analytical Services, LLC
9800 Kincey Ave. Suite 100
Huntersville, NC 28078
(704)875-9092

QUALITY CONTROL DATA

Project: Hammond AP-1_Week 1
Pace Project No.: 92756037

QC Batch: 886196
QC Batch Method: EPA 7470A
Analysis Method: EPA 7470A
Analysis Description: 7470 Mercury
Laboratory: Pace Analytical Services - Peachtree Corners, GA
Associated Lab Samples: 92756037001, 92756037002, 92756037003, 92756037004, 92756037005, 92756037006, 92756037007, 92756037008, 92756037009, 92756037010, 92756037011, 92756037012

METHOD BLANK: 4563527
Matrix: Water
Associated Lab Samples: 92756037001, 92756037002, 92756037003, 92756037004, 92756037005, 92756037006, 92756037007, 92756037008, 92756037009, 92756037010, 92756037011, 92756037012

Parameter	Units	Blank Result	Reporting Limit	MDL	Analyzed	Qualifiers
Mercury	mg/L	ND	0.00020	0.00013	10/02/24 10:23	

LABORATORY CONTROL SAMPLE: 4563528

Parameter	Units	Spike Conc.	LCS Result	LCS % Rec	% Rec Limits	Qualifiers
Mercury	mg/L	0.0025	0.0023	94	80-120	

MATRIX SPIKE & MATRIX SPIKE DUPLICATE: 4563529 4563530

Parameter	Units	92756037001 Result	MS Spike Conc.	MSD Spike Conc.	MS Result	MSD Result	MS % Rec	MSD % Rec	% Rec Limits	RPD	Max RPD	Qual
Mercury	mg/L	ND	0.0025	0.0025	0.0023	0.0022	90	90	75-125	1	20	

Results presented on this page are in the units indicated by the "Units" column except where an alternate unit is presented to the right of the result.

This report shall not be reproduced, except in full,
without the written consent of Pace Analytical Services, LLC.

Pace Analytical Services, LLC
9800 Kincey Ave. Suite 100
Huntersville, NC 28078
(704)875-9092

QUALITY CONTROL DATA

Project: Hammond AP-1_Week 1
Pace Project No.: 92756037

QC Batch: 886204
QC Batch Method: SM 2540C-2015
Analysis Method: SM 2540C-2015
Analysis Description: 2540C Total Dissolved Solids
Laboratory: Pace Analytical Services - Peachtree Corners, GA
Associated Lab Samples: 92756037001, 92756037002, 92756037003, 92756037004, 92756037005, 92756037006, 92756037007, 92756037008, 92756037009, 92756037010, 92756037011, 92756037012

METHOD BLANK: 4563594
Matrix: Water
Associated Lab Samples: 92756037001, 92756037002, 92756037003, 92756037004, 92756037005, 92756037006, 92756037007, 92756037008, 92756037009, 92756037010, 92756037011, 92756037012

Parameter	Units	Blank Result	Reporting Limit	MDL	Analyzed	Qualifiers
Total Dissolved Solids	mg/L	ND	25.0	25.0	10/01/24 15:55	

LABORATORY CONTROL SAMPLE: 4563595

Parameter	Units	Spike Conc.	LCS Result	LCS % Rec	% Rec Limits	Qualifiers
Total Dissolved Solids	mg/L	400	387	97	80-120	

SAMPLE DUPLICATE: 4563596

Parameter	Units	92756037001 Result	Dup Result	RPD	Max RPD	Qualifiers
Total Dissolved Solids	mg/L	559	574	3	10	

SAMPLE DUPLICATE: 4563597

Parameter	Units	92756037011 Result	Dup Result	RPD	Max RPD	Qualifiers
Total Dissolved Solids	mg/L	ND	ND		10	

Results presented on this page are in the units indicated by the "Units" column except where an alternate unit is presented to the right of the result.

REPORT OF LABORATORY ANALYSIS

This report shall not be reproduced, except in full,
without the written consent of Pace Analytical Services, LLC.

Pace Analytical Services, LLC
9800 Kincey Ave. Suite 100
Huntersville, NC 28078
(704)875-9092

QUALITY CONTROL DATA

Project: Hammond AP-1_Week 1
Pace Project No.: 92756037

QC Batch: 972071
QC Batch Method: SM 2320B
Analysis Method: SM 2320B
Analysis Description: 2320B Alkalinity
Laboratory: Pace Analytical Services - Minneapolis
Associated Lab Samples: 92756037001, 92756037002, 92756037003, 92756037004, 92756037005, 92756037006, 92756037007, 92756037008, 92756037009, 92756037010, 92756037011, 92756037012

METHOD BLANK: 5080271
Matrix: Water
Associated Lab Samples: 92756037001, 92756037002, 92756037003, 92756037004, 92756037005, 92756037006, 92756037007, 92756037008, 92756037009, 92756037010, 92756037011, 92756037012

Parameter	Units	Blank Result	Reporting Limit	MDL	Analyzed	Qualifiers
Alkalinity, Total as CaCO3	mg/L	ND	5.0	1.9	10/07/24 08:59	
Alkalinity,Bicarbonate (CaCO3)	mg/L	ND	5.0	1.9	10/07/24 08:59	
Alkalinity,Carbonate (CaCO3)	mg/L	ND	5.0	1.9	10/07/24 08:59	

LABORATORY CONTROL SAMPLE & LCSD: 5080272 5080273

Parameter	Units	Spike Conc.	LCS Result	LCSD Result	LCS % Rec	LCSD % Rec	% Rec Limits	RPD	Max RPD	Qualifiers
Alkalinity, Total as CaCO3	mg/L	40	43.9	43.7	110	109	90-110	0	20	

MATRIX SPIKE & MATRIX SPIKE DUPLICATE: 5080274 5080275

Parameter	Units	92756037001 Result	MS Spike Conc.	MSD Spike Conc.	MS Result	MSD Result	MS % Rec	MSD % Rec	% Rec Limits	RPD	Max RPD	Qual
Alkalinity, Total as CaCO3	mg/L	136	40	40	173	173	92	93	80-120	0	20	

MATRIX SPIKE & MATRIX SPIKE DUPLICATE: 5080276 5080277

Parameter	Units	10709658001 Result	MS Spike Conc.	MSD Spike Conc.	MS Result	MSD Result	MS % Rec	MSD % Rec	% Rec Limits	RPD	Max RPD	Qual
Alkalinity, Total as CaCO3	mg/L	72.9	40	40	113	113	102	99	80-120	1	20	

Results presented on this page are in the units indicated by the "Units" column except where an alternate unit is presented to the right of the result.

This report shall not be reproduced, except in full,
without the written consent of Pace Analytical Services, LLC.

Pace Analytical Services, LLC
9800 Kincey Ave. Suite 100
Huntersville, NC 28078
(704)875-9092

QUALIFIERS

Project: Hammond AP-1_Week 1
Pace Project No.: 92756037

DEFINITIONS

DF - Dilution Factor, if reported, represents the factor applied to the reported data due to dilution of the sample aliquot.

ND - Not Detected at or above adjusted reporting limit.

TNTC - Too Numerous To Count

J - Estimated concentration above the adjusted method detection limit and below the adjusted reporting limit.

MDL - Adjusted Method Detection Limit.

PQL - Practical Quantitation Limit.

RL - Reporting Limit - The lowest concentration value that meets project requirements for quantitative data with known precision and bias for a specific analyte in a specific matrix.

S - Surrogate

1,2-Diphenylhydrazine decomposes to and cannot be separated from Azobenzene using Method 8270. The result for each analyte is a combined concentration.

Consistent with EPA guidelines, unrounded data are displayed and have been used to calculate % recovery and RPD values.

LCS(D) - Laboratory Control Sample (Duplicate)

MS(D) - Matrix Spike (Duplicate)

DUP - Sample Duplicate

RPD - Relative Percent Difference

NC - Not Calculable.

SG - Silica Gel - Clean-Up

U - Indicates the compound was analyzed for, but not detected.

Acid preservation may not be appropriate for 2 Chloroethylvinyl ether.

A separate vial preserved to a pH of 4-5 is recommended in SW846 Chapter 4 for the analysis of Acrolein and Acrylonitrile by EPA Method 8260.

N-Nitrosodiphenylamine decomposes and cannot be separated from Diphenylamine using Method 8270. The result reported for each analyte is a combined concentration.

Reported results are not rounded until the final step prior to reporting. Therefore, calculated parameters that are typically reported as "Total" may vary slightly from the sum of the reported component parameters.

Pace Analytical is TNI accredited. Contact your Pace PM for the current list of accredited analytes.

TNI - The NELAC Institute.

ANALYTE QUALIFIERS

B	Analyte was detected in the associated method blank.
H3	Sample was received or analysis requested beyond the recognized method holding time.
M1	Matrix spike recovery exceeded QC limits. Batch accepted based on laboratory control sample (LCS) recovery.

This report shall not be reproduced, except in full,
without the written consent of Pace Analytical Services, LLC.

Pace Analytical Services, LLC
9800 Kincey Ave. Suite 100
Huntersville, NC 28078
(704)875-9092

QUALITY CONTROL DATA CROSS REFERENCE TABLE

Project: Hammond AP-1_Week 1
Pace Project No.: 92756037

Lab ID	Sample ID	QC Batch Method	QC Batch	Analytical Method	Analytical Batch
92756037001	**HAM-PT-07**	EPA 300.0	973742		
92756037002	**HAM-PT-08**	EPA 300.0	973742		
92756037003	**HAM-PT-09**	EPA 300.0	973742		
92756037004	**HAM-PT-10**	EPA 300.0	973742		
92756037005	**HAM-PT-11**	EPA 300.0	973742		
92756037006	**HAM-PT-12**	EPA 300.0	973742		
92756037007	**HAM-PT-13**	EPA 300.0	973742		
92756037008	**HAM-PT-14**	EPA 300.0	973742		
92756037009	**HAM-PT-15**	EPA 300.0	973742		
92756037010	**HAM-AP1-FD-01**	EPA 300.0	973742		
92756037011	**HAM-AP1-FB-01**	EPA 300.0	973742		
92756037012	**HAM-AP1-EB-01**	EPA 300.0	973742		
92756037001	**HAM-PT-07**	SM 4500-S2 D-2011	973160		
92756037002	**HAM-PT-08**	SM 4500-S2 D-2011	973160		
92756037003	**HAM-PT-09**	SM 4500-S2 D-2011	973160		
92756037004	**HAM-PT-10**	SM 4500-S2 D-2011	973160		
92756037005	**HAM-PT-11**	SM 4500-S2 D-2011	973160		
92756037006	**HAM-PT-12**	SM 4500-S2 D-2011	973160		
92756037007	**HAM-PT-13**	SM 4500-S2 D-2011	973160		
92756037008	**HAM-PT-14**	SM 4500-S2 D-2011	973160		
92756037009	**HAM-PT-15**	SM 4500-S2 D-2011	973160		
92756037010	**HAM-AP1-FD-01**	SM 4500-S2 D-2011	973160		
92756037011	**HAM-AP1-FB-01**	SM 4500-S2 D-2011	973160		
92756037012	**HAM-AP1-EB-01**	SM 4500-S2 D-2011	973160		
92756037001	**HAM-PT-07**	EPA 3010A	886167	EPA 6010D	886202
92756037002	**HAM-PT-08**	EPA 3010A	886167	EPA 6010D	886202
92756037003	**HAM-PT-09**	EPA 3010A	886167	EPA 6010D	886202
92756037004	**HAM-PT-10**	EPA 3010A	886167	EPA 6010D	886202
92756037005	**HAM-PT-11**	EPA 3010A	886167	EPA 6010D	886202
92756037006	**HAM-PT-12**	EPA 3010A	886167	EPA 6010D	886202
92756037007	**HAM-PT-13**	EPA 3010A	886167	EPA 6010D	886202
92756037008	**HAM-PT-14**	EPA 3010A	886167	EPA 6010D	886202
92756037009	**HAM-PT-15**	EPA 3010A	886167	EPA 6010D	886202
92756037010	**HAM-AP1-FD-01**	EPA 3010A	886167	EPA 6010D	886202
92756037011	**HAM-AP1-FB-01**	EPA 3010A	886167	EPA 6010D	886202
92756037012	**HAM-AP1-EB-01**	EPA 3010A	886167	EPA 6010D	886202
92756037001	**HAM-PT-07**	EPA 3005A	886154	EPA 6020B	886216
92756037002	**HAM-PT-08**	EPA 3005A	886154	EPA 6020B	886216
92756037003	**HAM-PT-09**	EPA 3005A	886154	EPA 6020B	886216
92756037004	**HAM-PT-10**	EPA 3005A	886154	EPA 6020B	886216
92756037005	**HAM-PT-11**	EPA 3005A	886154	EPA 6020B	886216
92756037006	**HAM-PT-12**	EPA 3005A	886154	EPA 6020B	886216
92756037007	**HAM-PT-13**	EPA 3005A	886154	EPA 6020B	886216
92756037008	**HAM-PT-14**	EPA 3005A	886154	EPA 6020B	886216
92756037009	**HAM-PT-15**	EPA 3005A	886154	EPA 6020B	886216
92756037010	**HAM-AP1-FD-01**	EPA 3005A	886154	EPA 6020B	886216
92756037011	**HAM-AP1-FB-01**	EPA 3005A	886154	EPA 6020B	886216

This report shall not be reproduced, except in full,
without the written consent of Pace Analytical Services, LLC.

Pace Analytical Services, LLC
9800 Kincey Ave. Suite 100
Huntersville, NC 28078
(704)875-9092

QUALITY CONTROL DATA CROSS REFERENCE TABLE

Project: Hammond AP-1_Week 1
Pace Project No.: 92756037

Lab ID	Sample ID	QC Batch Method	QC Batch	Analytical Method	Analytical Batch
92756037012	**HAM-AP1-EB-01**	EPA 3005A	886154	EPA 6020B	886216
92756037001	**HAM-PT-07**	EPA 7470A	886196	EPA 7470A	886290
92756037002	**HAM-PT-08**	EPA 7470A	886196	EPA 7470A	886290
92756037003	**HAM-PT-09**	EPA 7470A	886196	EPA 7470A	886290
92756037004	**HAM-PT-10**	EPA 7470A	886196	EPA 7470A	886290
92756037005	**HAM-PT-11**	EPA 7470A	886196	EPA 7470A	886290
92756037006	**HAM-PT-12**	EPA 7470A	886196	EPA 7470A	886290
92756037007	**HAM-PT-13**	EPA 7470A	886196	EPA 7470A	886290
92756037008	**HAM-PT-14**	EPA 7470A	886196	EPA 7470A	886290
92756037009	**HAM-PT-15**	EPA 7470A	886196	EPA 7470A	886290
92756037010	**HAM-AP1-FD-01**	EPA 7470A	886196	EPA 7470A	886290
92756037011	**HAM-AP1-FB-01**	EPA 7470A	886196	EPA 7470A	886290
92756037012	**HAM-AP1-EB-01**	EPA 7470A	886196	EPA 7470A	886290
92756037001	**HAM-PT-07**	SM 2540C-2015	886204		
92756037002	**HAM-PT-08**	SM 2540C-2015	886204		
92756037003	**HAM-PT-09**	SM 2540C-2015	886204		
92756037004	**HAM-PT-10**	SM 2540C-2015	886204		
92756037005	**HAM-PT-11**	SM 2540C-2015	886204		
92756037006	**HAM-PT-12**	SM 2540C-2015	886204		
92756037007	**HAM-PT-13**	SM 2540C-2015	886204		
92756037008	**HAM-PT-14**	SM 2540C-2015	886204		
92756037009	**HAM-PT-15**	SM 2540C-2015	886204		
92756037010	**HAM-AP1-FD-01**	SM 2540C-2015	886204		
92756037011	**HAM-AP1-FB-01**	SM 2540C-2015	886204		
92756037012	**HAM-AP1-EB-01**	SM 2540C-2015	886204		
92756037001	**HAM-PT-07**	SM 2320B	972071		
92756037002	**HAM-PT-08**	SM 2320B	972071		
92756037003	**HAM-PT-09**	SM 2320B	972071		
92756037004	**HAM-PT-10**	SM 2320B	972071		
92756037005	**HAM-PT-11**	SM 2320B	972071		
92756037006	**HAM-PT-12**	SM 2320B	972071		
92756037007	**HAM-PT-13**	SM 2320B	972071		
92756037008	**HAM-PT-14**	SM 2320B	972071		
92756037009	**HAM-PT-15**	SM 2320B	972071		
92756037010	**HAM-AP1-FD-01**	SM 2320B	972071		
92756037011	**HAM-AP1-FB-01**	SM 2320B	972071		
92756037012	**HAM-AP1-EB-01**	SM 2320B	972071		

This report shall not be reproduced, except in full,
without the written consent of Pace Analytical Services, LLC.

Pace® Location Requested (City/State):
Pace Analytical Charlotte
9800 Kincey Ave. Suite 100, Huntersville, NC 28078

CHAIN-OF-CUSTODY Analytical Request Document

Chain-of-Custody is a LEGAL DOCUMENT - Complete all relevant fields

WO# : 92756037

92756037

Company Name:	Georgia Power- Hammond	Contact/Report To:	Kristen Jurinko
Street Address:	241 Ralph McGill Blvd NE Bin 10160 Atlanta, GA 30308	Phone #:	470-217-0008
		E-Mail:	knjurink@southernco.com
		Cc E-Mail:	
Customer Project #:			
Project Name:	Hammond AP-1_Week 1	Invoice To:	Account Payable
		Invoice E-Mail:	georgiapowerinvoices@southernco.com
Site Collection Info/Facility ID (as applicable):		Purchase Order # (If applicable):	GPC82474-0001
		Quote #:	

Time Zone Collected: [ ] AK [ ] PT [ ] MT [ ] CT [ ] ET

County / State origin of sample(s): Georgia

Data Deliverables: [ ] Level II [ ] Level III [ ] Level IV [ ] EQUIS [ ] Other

Regulatory Program (DW, RCRA, etc.) as applicable: Reportable [ ] Yes [ ] No

Rush (Pre-approval required): [ ] Same Day [ ] 1 Day [ ] 2 Day [ ] 3 Day [ ] Other_____

DW PWSID # or WW Permit # as applicable:

Date Results Requested:

Field Filtered (if applicable): [ ] Yes [ ] No

Analysis:

* Matrix Codes (Insert in Matrix box below): Drinking Water (DW), Ground Water (GW), Waste Water (WW), Product (P), Soil/Solid (SS), Oil (OL), Wipe (WP), Tissue (TS), Bioassay (B), Vapor (V), Surface Water (SW), Sediment (SED), Sludge (SL), Caulk (CK), Leachate (LL), Biosolid (BS), Other (OT)

Specify Container Size **

Identify Container Preservative Type***

Analysis Requested

**Container Size: [1] 1L, [2] 500mL, [3] 250mL, [4] 125mL, [5] 100mL, [6] 40mL vial, [7] EnCore, [8] TerraCore, [9] 90mL, [10] Other

*** Preservative Types: [1] None, [2] HNO3, [3] H2SO4, [4] HCl, [5] NaOH, [6] Zn Acetate, [7] NaHSO4, [8] Sod. Thiosulfate, [9] Ascorbic Acid, [10] MeOH, [11] Other

Customer Sample ID	Matrix *	Comp / Grab	Composite Start Date	Composite Start Time	Collected or Composite End Date	Collected or Composite End Time	# Cont.	Res. Chlorine Results	Res. Chlorine Units	2320B Alkalinity	2540C Total Dissolved Solids	300.0-Cl, SO4, F	4500S2D Sulfide Water	App III/IV+Major Ions Metals	Sample Comment	Preservation non-conformance identified for sample.
HAM-PT-07	WT	G	9-24-24	1620	9-24-24	1620				X	X	X	X	X	001	
HAM-PT-08	WT	G	9-24-24	1431	9-24-24	1431				X	X	X	X	X	002	
HAM-PT-09	WT	G	9-25-24	1230	9-25-24	1230				X	X	X	X	X	003	
HAM-PT-10	WT	G	9-25-24	1000	9-25-24	1000				X	X	X	X	X	004	
HAM-PT-11	WT	G	9-25-24	1454	9-25-24	1454				X	X	X	X	X	005	
HAM-PT-12	WT	G	9-25-24	1650	9-25-24	1650				X	X	X	X	X	006	
HAM-PT-13	WT	G	9-24-24	1225	9-24-24	1225				X	X	X	X	X	007	
HAM-PT-14	WT	G	9-24-24	1440	9-24-24	1440				X	X	X	X	X	008	
HAM-PT-15	WT	G	9-24-24	1103	9-24-24	1103				X	X	X	X	X	009	
HAM-AP1-FD-01	WT	G	9-24-24	0000	9-24-24	0000				X	X	X	X	X	010	

Lab Use Only: Proj. Mgr: Bonnie Vang; AcctNum / Client ID:; Table #:; Profile / Template: 16483; Prelog / Bottle Ord. ID: EZ 3157518

Additional Instructions from Pace®: ie, Comp start and end; just grab/collected sample

Collected By: (Printed Name) Zain Webb / Jacob Tivoly

Signature: Zain Webb / [illegible]

Customer Remarks / Special Conditions / Possible Hazards:

Coolers: Thermometer ID: Correction Factor (°C): Obs. Temp. (°C) Corrected Temp. (°C) On Ice:

Relinquished by/Company: (Signature)	Date/Time:	Received by/Company: (Signature)	Date/Time:	Tracking Number:
Zain Webb / Geosyntec	9-26-24 1140	Ryan William / Pace	9/26/24 1140	
Ryan William / Pace	9/26/24 1455	[illegible]	9/26/24 1455	Delivered by: [ ] In-Person [ ] Courier [ ] FedEX [ ] UPS [ ] Other
Relinquished by/Company: (Signature)	Date/Time:	Received by/Company: (Signature)	Date/Time:	
Relinquished by/Company: (Signature)	Date/Time:	Received by/Company: (Signature)	Date/Time:	Page: 1 of 2

Submitting a sample via this chain of custody constitutes acknowledgment and acceptance of the Pace® Terms and Conditions found at https://www.pacelabs.com/resource-library/resource/pace-terms-and-conditions/

ENV-FRM-CORO-0019_v02_110123

WO#: 92756037

PM: BV **Due Date: 10/03/24**

CLIENT: 92- GP-HAM

Pace® Location Requested (City/State):
Pace Analytical Charlotte
9800 Kincey Ave. Suite 100, Huntersville, NC 28078

CHAIN-OF-CUSTODY Analytical Request Document

Chain-of-Custody is a LEGAL DOCUMENT - Complete all relevant fields

Company Name:	Georgia Power- Hammond	Contact/Report To:	Kristen Jurinko
Street Address:	241 Ralph McGill Blvd NE Bin 10160 Atlanta, GA 30308	Phone #:	470-217-0008
		E-Mail:	knjurink@southernco.com
		Cc E-Mail:	
Customer Project #:			
Project Name:	Hammond AP-1_Week 1	Invoice To:	Account Payable
		Invoice E-Mail:	georgiapowerinvoices@southernco.com
Site Collection Info/Facility ID (as applicable):		Purchase Order # (if applicable):	GPC82474-0001
		Quote #:	

Time Zone Collected: [ ] AK [ ] PT [ ] MT [ ] CT [ ] ET

County / State origin of sample(s): Georgia

Data Deliverables: [ ] Level II [ ] Level III [ ] Level IV [ ] EQUIS [ ] Other

Regulatory Program (DW, RCRA, etc.) as applicable: Reportable [ ] Yes [ ] No

Rush (Pre-approval required): [ ] Same Day [ ] 1 Day [ ] 2 Day [ ] 3 Day [ ] Other _____

DW PWSID # or WW Permit # as applicable:

Date Results Requested:

Field Filtered (if applicable): [ ] Yes [ ] No

Analysis:

* Matrix Codes (Insert in Matrix box below): Drinking Water (DW), Ground Water (GW), Waste Water (WW), Product (P), Soil/Solid (SS), Oil (OL), Wipe (WP), Tissue (TS), Bioassay (B), Vapor (V), Surface Water (SW), Sediment (SED), Sludge (SL), Caulk (CK), Leachate (LL), Biosolid (BS), Other (OT)

Specify Container Size **

Identify Container Preservative Type***

Analysis Requested

**Container Size: (1) 1L, (2) 500mL, (3) 250mL, (4) 125mL, (5) 100mL, (6) 40mL vial, (7) Encore, (8) TerraCore, (9) 90mL, (10) Other

*** Preservative Types: (1) None, (2) HNO3, (3) H2SO4, (4) HCl, (5) NaOH, (6) Zn Acetate, (7) NaHSO4, (8) Sod. Thiosulfate, (9) Ascorbic Acid, (10) MeOH, (11) Other

Customer Sample ID	Matrix *	Comp / Grab	Composite Start Date	Composite Start Time	Collected or Composite End Date	Collected or Composite End Time	# Cont.	Res. Chlorine Results	Res. Chlorine Units	2320B Alkalinity	2540C Total Dissolved Solids	300.0-Cl, SO4, F	4500S2D Sulfide Water	App III/IV+Major Ions Metals						Sample Comment	Preservation non-conformance identified for sample.
HAM-AP1-FB-01	WT	G	—	—	9-25-24	1740	—	—	—	X	X	X	X	X						011	
HAM-AP1-EB-01	WT	G	—	—	9-25-24	1745	—	—	—	X	X	X	X	X						012	
HAM-AP1-FD-02	WT	—	—	—	—	—	—	—	—	X	X	X	X	X							
HAM-AP1-FB-02	WT	—	—	—	—	—	—	—	—	X	X	X	X	X							
HAM-AP1-EB-02	WT	—	—	—	—	—	—	—	—	X	X	X	X	X							
Extra 1	WT	—	—	—	—	—	—	—	—	X	X	X	X	X							
Extra 2	WT	—	—	—	—	—	—	—	—	X	X	X	X	X							

Lab Use Only: Proj. Mgr: Bonnie Vang; AcctNum / Client ID:; Table #:; Profile / Template: 16483; Prelog / Bottle Ord. ID: EZ 3157518

Additional Instructions from Pace®:

Collected By: (Printed Name) Zain Webb / Jacob Irby

Signature: Zain Webb / [signature]

Customer Remarks / Special Conditions / Possible Hazards:

Coolers: Thermometer ID: Correction Factor (°C): Obs. Temp. (°C) Corrected Temp (°C) On Ice:

Relinquished by/Company: (Signature)	Date/Time:	Received by/Company: (Signature)	Date/Time:	Tracking Number:
Zain Webb / Georgia	9-26-24 1140	Ryan William / Pace	9/26/24 1140	
Relinquished by/Company: (Signature) Ryan William / Pace	Date/Time: 9/26/24 1455	Received by/Company: (Signature) JRC	Date/Time: 9/26/24 1455	Delivered by: [ ] In- Person [ ] Courier [ ] FedEX [ ] UPS [ ] Other
Relinquished by/Company: (Signature)	Date/Time:	Received by/Company: (Signature)	Date/Time:	
by/Company: (Signature)	Date/Time:		Date/Time:	Page: 2 of 2

mple via this chain of custody constitutes acknowledgment and acceptance of the Pace® Terms and Conditions found at https://www.pacelabs.com/resource-library/resource/pace-terms-and-conditions/

ENV-FRM-CORC-0019_v02_110123 ©

Pace

DC#_Title: ENV-FRM-HUN1-0083 v05_Sample Condition Upon Receipt

Effective Date: 05/24/2024

aboratory receiving samples:
Asheville ☐ Eden ☐ Greenwood ☐ Huntersville ☐ Raleigh ☐ Mechanicsville ☐ Atlanta ☑ Kernersville ☐

Sample Condition Upon Receipt

Client Name: Gn Power

Project #:

WO#: 92756037
PM: BV Due Date: 10/03/24
CLIENT: 92- GP-HAM

Courier: ☐ Fed Ex ☐ UPS ☐ USPS ☑ Client ☐ Commercial ☐ Pace ☐ Other:____

Custody Seal Present? ☑ Yes ☐ No Seals Intact? ☑ Yes ☐ No ☐ N/A

Date/Initials Person Examining Contents: 7-26-24 SM

Packing Material: ☑ Bubble Wrap ☐ Bubble Bags ☐ None ☐ Other

Biological Tissue Frozen? ☐ Yes ☐ No ☑ N/A

Thermometer:
☑ IR Gun ID: 730 Type of Ice: ☑ Wet ☐ Blue ☐ None

Cooler Temp: 1.1 Correction Factor: Add/Subtract (°C) 0.0

Temp should be above freezing to 6°C
☐ Samples out of temp criteria. Samples on ice, cooling process has begun

Cooler Temp Corrected (°C): 1.1

USDA Regulated Soil (☐ N/A, water sample)
Did samples originate in a quarantine zone within the United States: CA, NY, or SC (check maps)? ☐ Yes ☐ No

Did samples originate from a foreign source (internationally, including Hawaii and Puerto Rico)? ☐ Yes ☐ No

				Comments/Discrepancy:
Chain of Custody Present?	☑ Yes	☐ No	☐ N/A	1.
Samples Arrived within Hold Time?	☑ Yes	☐ No	☐ N/A	2.
Short Hold Time Analysis (<72 hr.)?	☐ Yes	☑ No	☐ N/A	3.
Rush Turn Around Time Requested?	☐ Yes	☑ No	☐ N/A	4.
Sufficient Volume?	☑ Yes	☐ No	☐ N/A	5.
Correct Containers Used?	☑ Yes	☐ No	☐ N/A	6.
-Pace Containers Used?	☑ Yes	☐ No	☐ N/A	
Containers Intact?	☑ Yes	☐ No	☐ N/A	7.
Dissolved analysis: Samples Field Filtered?	☐ Yes	☐ No	☑ N/A	8.
Sample Labels Match COC? -Includes Date/Time/ID/Analysis Matrix: W	☑ Yes	☐ No	☐ N/A	9.
Headspace in VOA Vials (>5-6mm)?	☐ Yes	☐ No	☑ N/A	10.
Trip Blank Present?	☐ Yes	☐ No	☑ N/A	11.
Trip Blank Custody Seals Present?	☐ Yes	☐ No	☑ N/A	

MMENTS/SAMPLE DISCREPANCY

Field Data Required? ☐ Yes ☐ No

Lot ID of split containers:

NT NOTIFICATION/RESOLUTION

rson contacted: _____ Date/Time: _____

Project Manager SCURF Review: _____ Date: _____

Project Manager SRF Review: _____ Date: _____

ltrax ID: 69614

DC#_Title: ENV-FRM-HUN1-0083 v05_Sample Condition Upon Receipt

Effective Date: 05/24/2024

*Check mark top half of box if pH and/or dechlorination is verified and within the acceptance range for preservation samples.
Exceptions: VOA, Coliform, TOC, Oil and Grease, DRO/8015 (water) DOC, LLHg
**Bottom half of box is to list number of bottles
***Check all unpreserved Nitrates for chlorine

Project #

aboratory Receiving Location: Asheville ☐ Eden ☐ Greenwood ☐ Huntersville ☐ Raleigh ☐ Mechanicsville ☐ Atlanta ☐ Kernersville ☐

lient_____ Profile/EZ (Circle one)_____ Notes_____

Item#	BP4U-125 mL Plastic Unpreserved (N/A) (Cl-)	BP3U-250 mL Plastic Unpreserved (N/A)	BP2U-500 mL Plastic Unpreserved (N/A)	BP1U-1 liter Plastic Unpreserved (N/A)		BP4S-125 mL Plastic H2SO4 (pH < 2) (Cl-)	BP3N-250 mL plastic HNO3 (pH < 2)	BP4Z-125 mL Plastic ZN Acetate & NaOH (>9)	BP4B-125 mL Plastic NaOH (pH > 12) (Cl-)	VGFU-Wide-mouthed Glass Jar Unpreserved	AG1U-1 liter Amber Unpreserved (N/A) (Cl-)	AG1H-1 liter Amber HCl (pH < 2)	AG3U-250 mL Amber Unpreserved (N/A) (Cl-)	AG1S-1 liter Amber H2SO4 (pH < 2)	AG3S-250 mL Amber H2SO4 (pH < 2)	DG9H-40 mL Amber NH4Cl (N/A)(Cl-)	DG9H-40 mL VOA HCl (N/A)	VG9T-40 mL VOA Na2S2O3 (N/A)	VG9U-40 mL VOA Unpreserved (N/A)	DG9V-40 mL VOA H3PO4 (N/A)	KP7U-50 mL Plastic Unpreserved (N/A)	V/GK (3 vials per kit)-VPH/Gas kit (N/A)	SP5T-125 mL Sterile Plastic (N/A – lab)	SP2T-250 mL Sterile Plastic (N/A – lab)		BP3R-250 mL Plastic (NH2)2SO4 (9.3-9.7)	AG0U-100 mL Amber Unpreserved (N/A) (Cl-)	VSGU-20 mL Scintillation vials (N/A)	DG9U-40 mL Amber Unpreserved vials (N/A)
CC																													
1		2	1				1	1																					
2		2	1				1	1																					
3		2	1				1	1																					
4		2	1				1	1																					
5		2	1				1	1																					
6		2	1				1	1																					
7		2	1				1	1																					
8		2	1				1	1																					
9		2	1				1	1																					
10		2	1				1	1																					
11		2	1				1	1																					
12		2	1				1	1																					

pH Adjustment Log for Preserved Samples

Sample ID	Type of Preservative	pH upon receipt	Date preservation adjusted	Time preservation adjusted	Amount of Preservative added	Lot #

ote: Whenever there is a discrepancy affecting North Carolina compliance samples, a copy of this form will be sent to the North Carolina DENR Certification Office (i.e. ut of hold, incorrect preservative, out of temp, incorrect containers.

Pace Analytical Services, LLC
9800 Kincey Ave. Suite 100
Huntersville, NC 28078
(704)875-9092

October 14, 2024

Kristen Jurinko
Southern Company
241 Ralph McGill Blvd NE
Bin 10160
Atlanta, GA 30308

RE: Project: Hammond AP-1_Week 2
Pace Project No.: 92756894

Dear Kristen Jurinko:

Enclosed are the analytical results for sample(s) received by the laboratory on October 03, 2024. The results relate only to the samples included in this report. Results reported herein conform to the applicable TNI/NELAC Standards and the laboratory's Quality Manual, where applicable, unless otherwise noted in the body of the report.

The test results provided in this final report were generated by each of the following laboratories within the Pace Network:

- Pace Analytical Services - Peachtree Corners, GA

If you have any questions concerning this report, please feel free to contact me.

Sincerely,

Bonnie Vang

Bonnie Vang
bonnie.vang@pacelabs.com
704-977-0968
Project Manager

Enclosures

cc: Kip Gray, Geosyntec
Christine Hug, Geosyntec Consultants, Inc.
Thomas Kessler, Geosyntec Consultants
Whitney Law, Geosyntec Consultants
Laura Midkiff, Southern Company
Caroline Nelson, Geosyntec Consultants, Inc
Jamie Newsome, Geosyntec Consultants
Zain Webb, Geosyntec Consultants

This report shall not be reproduced, except in full,
without the written consent of Pace Analytical Services, LLC.

Pace Analytical Services, LLC
9800 Kincey Ave. Suite 100
Huntersville, NC 28078
(704)875-9092

CERTIFICATIONS

Project:	Hammond AP-1_Week 2
Pace Project No.:	92756894

Pace Analytical Services Peachtree Corners
110 Technology Pkwy, Peachtree Corners, GA 30092
Florida DOH Certification #: E87315
Georgia DW Inorganics Certification #: 812
North Carolina Certification #: 381
South Carolina Certification #: 98011001
Virginia Certification #: 460204

This report shall not be reproduced, except in full,
without the written consent of Pace Analytical Services, LLC.

Pace Analytical Services, LLC
9800 Kincey Ave. Suite 100
Huntersville, NC 28078
(704)875-9092

SAMPLE SUMMARY

Project: Hammond AP-1_Week 2
Pace Project No.: 92756894

Lab ID	Sample ID	Matrix	Date Collected	Date Received
92756894001	**HAM-PT-07**	Water	10/01/24 14:31	10/03/24 15:25
92756894002	**HAM-PT-08**	Water	10/01/24 14:40	10/03/24 15:25
92756894003	**HAM-PT-09**	Water	10/02/24 12:21	10/03/24 15:25
92756894004	**HAM-PT-10**	Water	10/02/24 12:10	10/03/24 15:25
92756894005	**HAM-PT-11**	Water	10/02/24 10:06	10/03/24 15:25
92756894006	**HAM-PT-12**	Water	10/02/24 10:30	10/03/24 15:25
92756894007	**HAM-PT-13**	Water	10/01/24 12:15	10/03/24 15:25
92756894008	**HAM-PT-14**	Water	10/01/24 11:20	10/03/24 15:25
92756894009	**HAM-PT-15**	Water	10/01/24 17:25	10/03/24 15:25
92756894010	**HAM-AP1-EB-01**	Water	10/02/24 13:45	10/03/24 15:25
92756894011	**HAM-AP1-FB-01**	Water	10/02/24 13:40	10/03/24 15:25
92756894012	**HAM-AP1-FD-01**	Water	10/02/24 00:00	10/03/24 15:25

This report shall not be reproduced, except in full,
without the written consent of Pace Analytical Services, LLC.

Pace Analytical Services, LLC
9800 Kincey Ave. Suite 100
Huntersville, NC 28078
(704)875-9092

SAMPLE ANALYTE COUNT

Project: Hammond AP-1_Week 2
Pace Project No.: 92756894

Lab ID	Sample ID	Method	Analysts	Analytes Reported
92756894001	**HAM-PT-07**	EPA 6010D	AJM	1
		EPA 6020B	CW1	2
92756894002	**HAM-PT-08**	EPA 6010D	AJM	1
		EPA 6020B	CW1	2
92756894003	**HAM-PT-09**	EPA 6010D	AJM	1
		EPA 6020B	CW1	2
92756894004	**HAM-PT-10**	EPA 6010D	AJM	1
		EPA 6020B	CW1	2
92756894005	**HAM-PT-11**	EPA 6010D	AJM	1
		EPA 6020B	CW1	2
92756894006	**HAM-PT-12**	EPA 6010D	AJM	1
		EPA 6020B	CW1	2
92756894007	**HAM-PT-13**	EPA 6010D	AJM	1
		EPA 6020B	CW1	2
92756894008	**HAM-PT-14**	EPA 6010D	AJM	1
		EPA 6020B	CW1	2
92756894009	**HAM-PT-15**	EPA 6010D	AJM	1
		EPA 6020B	CW1	2
92756894010	**HAM-AP1-EB-01**	EPA 6010D	AJM	1
		EPA 6020B	CW1	3
92756894011	**HAM-AP1-FB-01**	EPA 6010D	AJM	1
		EPA 6020B	CW1	3
92756894012	**HAM-AP1-FD-01**	EPA 6010D	AJM	1
		EPA 6020B	CW1	3

PASI-GA = Pace Analytical Services - Peachtree Corners, GA

This report shall not be reproduced, except in full,
without the written consent of Pace Analytical Services, LLC.

Pace Analytical Services, LLC
9800 Kincey Ave. Suite 100
Huntersville, NC 28078
(704)875-9092

SUMMARY OF DETECTION

Project: Hammond AP-1_Week 2
Pace Project No.: 92756894

Lab Sample ID / Method	Client Sample ID / Parameters	Result	Units	Report Limit	Analyzed	Qualifiers
92756894001	**HAM-PT-07**					
EPA 6010D	Iron	0.23	mg/L	0.050	10/07/24 17:40	
EPA 6020B	Arsenic	0.0062	mg/L	0.0050	10/11/24 13:29	
EPA 6020B	Boron	0.61	mg/L	0.040	10/09/24 17:54	
92756894002	**HAM-PT-08**					
EPA 6010D	Iron	3.7	mg/L	0.050	10/07/24 17:44	
EPA 6020B	Arsenic	0.085	mg/L	0.0050	10/09/24 18:08	
EPA 6020B	Boron	0.56	mg/L	0.040	10/09/24 18:08	
92756894003	**HAM-PT-09**					
EPA 6010D	Iron	0.12	mg/L	0.050	10/07/24 18:04	
EPA 6020B	Boron	1.4	mg/L	0.040	10/09/24 18:12	
EPA 6020B	Molybdenum	0.14	mg/L	0.010	10/09/24 18:12	
92756894004	**HAM-PT-10**					
EPA 6010D	Iron	0.17	mg/L	0.050	10/07/24 18:09	
EPA 6020B	Boron	1.7	mg/L	0.040	10/09/24 18:16	
EPA 6020B	Molybdenum	0.16	mg/L	0.010	10/09/24 18:16	
92756894005	**HAM-PT-11**					
EPA 6010D	Iron	1.8	mg/L	0.050	10/07/24 18:23	
EPA 6020B	Boron	1.3	mg/L	0.040	10/09/24 18:19	
EPA 6020B	Molybdenum	0.069	mg/L	0.010	10/09/24 18:19	
92756894006	**HAM-PT-12**					
EPA 6010D	Iron	0.043J	mg/L	0.050	10/07/24 18:28	
EPA 6020B	Boron	1.3	mg/L	0.040	10/09/24 18:30	
EPA 6020B	Molybdenum	0.14	mg/L	0.010	10/09/24 18:30	
92756894007	**HAM-PT-13**					
EPA 6010D	Iron	1.3	mg/L	0.050	10/07/24 18:33	
EPA 6020B	Arsenic	0.0026J	mg/L	0.0050	10/11/24 13:33	
EPA 6020B	Boron	0.56	mg/L	0.040	10/09/24 18:34	
92756894008	**HAM-PT-14**					
EPA 6010D	Iron	6.7	mg/L	0.050	10/07/24 18:38	
EPA 6020B	Arsenic	0.040	mg/L	0.0050	10/11/24 13:37	
EPA 6020B	Boron	0.56	mg/L	0.040	10/09/24 18:38	
92756894009	**HAM-PT-15**					
EPA 6010D	Iron	0.12	mg/L	0.050	10/07/24 18:43	
EPA 6020B	Arsenic	0.0034J	mg/L	0.0050	10/11/24 13:41	
EPA 6020B	Boron	0.63	mg/L	0.040	10/09/24 18:41	
92756894010	**HAM-AP1-EB-01**					
EPA 6020B	Arsenic	0.0021J	mg/L	0.0050	10/09/24 18:49	B
92756894011	**HAM-AP1-FB-01**					
EPA 6020B	Arsenic	0.0020J	mg/L	0.0050	10/09/24 18:52	B

This report shall not be reproduced, except in full,
without the written consent of Pace Analytical Services, LLC.

Pace Analytical Services, LLC
9800 Kincey Ave. Suite 100
Huntersville, NC 28078
(704)875-9092

SUMMARY OF DETECTION

Project: Hammond AP-1_Week 2
Pace Project No.: 92756894

Lab Sample ID Method	Client Sample ID Parameters	Result	Units	Report Limit	Analyzed	Qualifiers
92756894012	**HAM-AP1-FD-01**					
EPA 6010D	Iron	0.10	mg/L	0.050	10/07/24 19:02	
EPA 6020B	Arsenic	0.0036J	mg/L	0.0050	10/09/24 18:56	B
EPA 6020B	Boron	1.3	mg/L	0.040	10/09/24 18:56	
EPA 6020B	Molybdenum	0.15	mg/L	0.010	10/09/24 18:56	

This report shall not be reproduced, except in full,
without the written consent of Pace Analytical Services, LLC.

Pace Analytical Services, LLC
9800 Kincey Ave. Suite 100
Huntersville, NC 28078
(704)875-9092

ANALYTICAL RESULTS

Project: Hammond AP-1_Week 2
Pace Project No.: 92756894

Sample: HAM-PT-07 **Lab ID: 92756894001** Collected: 10/01/24 14:31 Received: 10/03/24 15:25 Matrix: Water

Parameters	Results	Units	Report Limit	MDL	DF	Prepared	Analyzed	CAS No.	Qual
6010D ATL ICP	Analytical Method: EPA 6010D Preparation Method: EPA 3010A Pace Analytical Services - Peachtree Corners, GA								
Iron	**0.23**	mg/L	0.050	0.025	1	10/05/24 13:24	10/07/24 17:40	7439-89-6	
6020 MET ICPMS	Analytical Method: EPA 6020B Preparation Method: EPA 3005A Pace Analytical Services - Peachtree Corners, GA								
Arsenic	**0.0062**	mg/L	0.0050	0.00084	1	10/05/24 13:24	10/11/24 13:29	7440-38-2	
Boron	**0.61**	mg/L	0.040	0.012	1	10/05/24 13:24	10/09/24 17:54	7440-42-8	

This report shall not be reproduced, except in full,
without the written consent of Pace Analytical Services, LLC.

Pace Analytical Services, LLC
9800 Kincey Ave. Suite 100
Huntersville, NC 28078
(704)875-9092

ANALYTICAL RESULTS

Project: Hammond AP-1_Week 2
Pace Project No.: 92756894

Sample: HAM-PT-08 **Lab ID: 92756894002** Collected: 10/01/24 14:40 Received: 10/03/24 15:25 Matrix: Water

Parameters	Results	Units	Report Limit	MDL	DF	Prepared	Analyzed	CAS No.	Qual
6010D ATL ICP	Analytical Method: EPA 6010D Preparation Method: EPA 3010A Pace Analytical Services - Peachtree Corners, GA								
Iron	**3.7**	mg/L	0.050	0.025	1	10/05/24 13:24	10/07/24 17:44	7439-89-6	
6020 MET ICPMS	Analytical Method: EPA 6020B Preparation Method: EPA 3005A Pace Analytical Services - Peachtree Corners, GA								
Arsenic	**0.085**	mg/L	0.0050	0.00084	1	10/05/24 13:24	10/09/24 18:08	7440-38-2	
Boron	**0.56**	mg/L	0.040	0.012	1	10/05/24 13:24	10/09/24 18:08	7440-42-8	

This report shall not be reproduced, except in full,
without the written consent of Pace Analytical Services, LLC.

Pace Analytical Services, LLC
9800 Kincey Ave. Suite 100
Huntersville, NC 28078
(704)875-9092

ANALYTICAL RESULTS

Project: Hammond AP-1_Week 2
Pace Project No.: 92756894

Sample: HAM-PT-09 **Lab ID: 92756894003** Collected: 10/02/24 12:21 Received: 10/03/24 15:25 Matrix: Water

Parameters	Results	Units	Report Limit	MDL	DF	Prepared	Analyzed	CAS No.	Qual
6010D ATL ICP	Analytical Method: EPA 6010D Preparation Method: EPA 3010A Pace Analytical Services - Peachtree Corners, GA								
Iron	**0.12**	mg/L	0.050	0.025	1	10/05/24 13:24	10/07/24 18:04	7439-89-6	
6020 MET ICPMS	Analytical Method: EPA 6020B Preparation Method: EPA 3005A Pace Analytical Services - Peachtree Corners, GA								
Boron	**1.4**	mg/L	0.040	0.012	1	10/05/24 13:24	10/09/24 18:12	7440-42-8	
Molybdenum	**0.14**	mg/L	0.010	0.00062	1	10/05/24 13:24	10/09/24 18:12	7439-98-7	

This report shall not be reproduced, except in full,
without the written consent of Pace Analytical Services, LLC.

Pace Analytical Services, LLC
9800 Kincey Ave. Suite 100
Huntersville, NC 28078
(704)875-9092

ANALYTICAL RESULTS

Project: Hammond AP-1_Week 2
Pace Project No.: 92756894

Sample: HAM-PT-10 **Lab ID: 92756894004** Collected: 10/02/24 12:10 Received: 10/03/24 15:25 Matrix: Water

Parameters	Results	Units	Report Limit	MDL	DF	Prepared	Analyzed	CAS No.	Qual
6010D ATL ICP	Analytical Method: EPA 6010D Preparation Method: EPA 3010A Pace Analytical Services - Peachtree Corners, GA								
Iron	**0.17**	mg/L	0.050	0.025	1	10/05/24 13:24	10/07/24 18:09	7439-89-6	
6020 MET ICPMS	Analytical Method: EPA 6020B Preparation Method: EPA 3005A Pace Analytical Services - Peachtree Corners, GA								
Boron	**1.7**	mg/L	0.040	0.012	1	10/05/24 13:24	10/09/24 18:16	7440-42-8	
Molybdenum	**0.16**	mg/L	0.010	0.00062	1	10/05/24 13:24	10/09/24 18:16	7439-98-7	

This report shall not be reproduced, except in full,
without the written consent of Pace Analytical Services, LLC.

Pace Analytical Services, LLC
9800 Kincey Ave. Suite 100
Huntersville, NC 28078
(704)875-9092

ANALYTICAL RESULTS

Project: Hammond AP-1_Week 2
Pace Project No.: 92756894

Sample: HAM-PT-11 **Lab ID: 92756894005** Collected: 10/02/24 10:06 Received: 10/03/24 15:25 Matrix: Water

Parameters	Results	Units	Report Limit	MDL	DF	Prepared	Analyzed	CAS No.	Qual
6010D ATL ICP	Analytical Method: EPA 6010D Preparation Method: EPA 3010A Pace Analytical Services - Peachtree Corners, GA								
Iron	**1.8**	mg/L	0.050	0.025	1	10/05/24 13:24	10/07/24 18:23	7439-89-6	
6020 MET ICPMS	Analytical Method: EPA 6020B Preparation Method: EPA 3005A Pace Analytical Services - Peachtree Corners, GA								
Boron	**1.3**	mg/L	0.040	0.012	1	10/05/24 13:24	10/09/24 18:19	7440-42-8	
Molybdenum	**0.069**	mg/L	0.010	0.00062	1	10/05/24 13:24	10/09/24 18:19	7439-98-7	

This report shall not be reproduced, except in full,
without the written consent of Pace Analytical Services, LLC.

Pace Analytical Services, LLC
9800 Kincey Ave. Suite 100
Huntersville, NC 28078
(704)875-9092

ANALYTICAL RESULTS

Project: Hammond AP-1_Week 2
Pace Project No.: 92756894

Sample: HAM-PT-12 **Lab ID: 92756894006** Collected: 10/02/24 10:30 Received: 10/03/24 15:25 Matrix: Water

Parameters	Results	Units	Report Limit	MDL	DF	Prepared	Analyzed	CAS No.	Qual
6010D ATL ICP	Analytical Method: EPA 6010D Preparation Method: EPA 3010A Pace Analytical Services - Peachtree Corners, GA								
Iron	**0.043J**	mg/L	0.050	0.025	1	10/05/24 13:24	10/07/24 18:28	7439-89-6	
6020 MET ICPMS	Analytical Method: EPA 6020B Preparation Method: EPA 3005A Pace Analytical Services - Peachtree Corners, GA								
Boron	**1.3**	mg/L	0.040	0.012	1	10/05/24 13:24	10/09/24 18:30	7440-42-8	
Molybdenum	**0.14**	mg/L	0.010	0.00062	1	10/05/24 13:24	10/09/24 18:30	7439-98-7	

This report shall not be reproduced, except in full,
without the written consent of Pace Analytical Services, LLC.

Pace Analytical Services, LLC
9800 Kincey Ave. Suite 100
Huntersville, NC 28078
(704)875-9092

ANALYTICAL RESULTS

Project: Hammond AP-1_Week 2
Pace Project No.: 92756894

Sample: HAM-PT-13 **Lab ID: 92756894007** Collected: 10/01/24 12:15 Received: 10/03/24 15:25 Matrix: Water

Parameters	Results	Units	Report Limit	MDL	DF	Prepared	Analyzed	CAS No.	Qual
6010D ATL ICP	Analytical Method: EPA 6010D Preparation Method: EPA 3010A Pace Analytical Services - Peachtree Corners, GA								
Iron	**1.3**	mg/L	0.050	0.025	1	10/05/24 13:24	10/07/24 18:33	7439-89-6	
6020 MET ICPMS	Analytical Method: EPA 6020B Preparation Method: EPA 3005A Pace Analytical Services - Peachtree Corners, GA								
Arsenic	**0.0026J**	mg/L	0.0050	0.00084	1	10/05/24 13:24	10/11/24 13:33	7440-38-2	
Boron	**0.56**	mg/L	0.040	0.012	1	10/05/24 13:24	10/09/24 18:34	7440-42-8	

This report shall not be reproduced, except in full,
without the written consent of Pace Analytical Services, LLC.

Pace Analytical Services, LLC
9800 Kincey Ave. Suite 100
Huntersville, NC 28078
(704)875-9092

ANALYTICAL RESULTS

Project: Hammond AP-1_Week 2
Pace Project No.: 92756894

Sample: HAM-PT-14 **Lab ID: 92756894008** Collected: 10/01/24 11:20 Received: 10/03/24 15:25 Matrix: Water

Parameters	Results	Units	Report Limit	MDL	DF	Prepared	Analyzed	CAS No.	Qual
6010D ATL ICP	Analytical Method: EPA 6010D Preparation Method: EPA 3010A Pace Analytical Services - Peachtree Corners, GA								
Iron	**6.7**	mg/L	0.050	0.025	1	10/05/24 13:24	10/07/24 18:38	7439-89-6	
6020 MET ICPMS	Analytical Method: EPA 6020B Preparation Method: EPA 3005A Pace Analytical Services - Peachtree Corners, GA								
Arsenic	**0.040**	mg/L	0.0050	0.00084	1	10/05/24 13:24	10/11/24 13:37	7440-38-2	
Boron	**0.56**	mg/L	0.040	0.012	1	10/05/24 13:24	10/09/24 18:38	7440-42-8	

This report shall not be reproduced, except in full,
without the written consent of Pace Analytical Services, LLC.

Pace Analytical Services, LLC
9800 Kincey Ave. Suite 100
Huntersville, NC 28078
(704)875-9092

ANALYTICAL RESULTS

Project: Hammond AP-1_Week 2
Pace Project No.: 92756894

Sample: HAM-PT-15 **Lab ID: 92756894009** Collected: 10/01/24 17:25 Received: 10/03/24 15:25 Matrix: Water

Parameters	Results	Units	Report Limit	MDL	DF	Prepared	Analyzed	CAS No.	Qual
6010D ATL ICP	Analytical Method: EPA 6010D Preparation Method: EPA 3010A Pace Analytical Services - Peachtree Corners, GA								
Iron	**0.12**	mg/L	0.050	0.025	1	10/05/24 13:24	10/07/24 18:43	7439-89-6	
6020 MET ICPMS	Analytical Method: EPA 6020B Preparation Method: EPA 3005A Pace Analytical Services - Peachtree Corners, GA								
Arsenic	**0.0034J**	mg/L	0.0050	0.00084	1	10/05/24 13:24	10/11/24 13:41	7440-38-2	
Boron	**0.63**	mg/L	0.040	0.012	1	10/05/24 13:24	10/09/24 18:41	7440-42-8	

This report shall not be reproduced, except in full,
without the written consent of Pace Analytical Services, LLC.

Pace Analytical Services, LLC
9800 Kincey Ave. Suite 100
Huntersville, NC 28078
(704)875-9092

ANALYTICAL RESULTS

Project: Hammond AP-1_Week 2
Pace Project No.: 92756894

Sample: HAM-AP1-EB-01 **Lab ID: 92756894010** Collected: 10/02/24 13:45 Received: 10/03/24 15:25 Matrix: Water

Parameters	Results	Units	Report Limit	MDL	DF	Prepared	Analyzed	CAS No.	Qual
6010D ATL ICP	Analytical Method: EPA 6010D Preparation Method: EPA 3010A Pace Analytical Services - Peachtree Corners, GA								
Iron	ND	mg/L	0.050	0.025	1	10/05/24 13:24	10/07/24 18:53	7439-89-6	
6020 MET ICPMS	Analytical Method: EPA 6020B Preparation Method: EPA 3005A Pace Analytical Services - Peachtree Corners, GA								
Arsenic	**0.0021J**	mg/L	0.0050	0.00084	1	10/05/24 13:24	10/09/24 18:49	7440-38-2	B
Boron	ND	mg/L	0.040	0.012	1	10/05/24 13:24	10/09/24 18:49	7440-42-8	
Molybdenum	ND	mg/L	0.010	0.00062	1	10/05/24 13:24	10/09/24 18:49	7439-98-7	

This report shall not be reproduced, except in full,
without the written consent of Pace Analytical Services, LLC.

Pace Analytical Services, LLC
9800 Kincey Ave. Suite 100
Huntersville, NC 28078
(704)875-9092

ANALYTICAL RESULTS

Project: Hammond AP-1_Week 2
Pace Project No.: 92756894

Sample: HAM-AP1-FB-01 **Lab ID: 92756894011** Collected: 10/02/24 13:40 Received: 10/03/24 15:25 Matrix: Water

Parameters	Results	Units	Report Limit	MDL	DF	Prepared	Analyzed	CAS No.	Qual
6010D ATL ICP	Analytical Method: EPA 6010D Preparation Method: EPA 3010A Pace Analytical Services - Peachtree Corners, GA								
Iron	ND	mg/L	0.050	0.025	1	10/05/24 13:24	10/07/24 18:57	7439-89-6	
6020 MET ICPMS	Analytical Method: EPA 6020B Preparation Method: EPA 3005A Pace Analytical Services - Peachtree Corners, GA								
Arsenic	**0.0020J**	mg/L	0.0050	0.00084	1	10/05/24 13:24	10/09/24 18:52	7440-38-2	B
Boron	ND	mg/L	0.040	0.012	1	10/05/24 13:24	10/09/24 18:52	7440-42-8	
Molybdenum	ND	mg/L	0.010	0.00062	1	10/05/24 13:24	10/09/24 18:52	7439-98-7	

This report shall not be reproduced, except in full,
without the written consent of Pace Analytical Services, LLC.

Pace Analytical Services, LLC
9800 Kincey Ave. Suite 100
Huntersville, NC 28078
(704)875-9092

ANALYTICAL RESULTS

Project: Hammond AP-1_Week 2
Pace Project No.: 92756894

Sample: HAM-AP1-FD-01 **Lab ID: 92756894012** Collected: 10/02/24 00:00 Received: 10/03/24 15:25 Matrix: Water

Parameters	Results	Units	Report Limit	MDL	DF	Prepared	Analyzed	CAS No.	Qual
6010D ATL ICP	Analytical Method: EPA 6010D Preparation Method: EPA 3010A Pace Analytical Services - Peachtree Corners, GA								
Iron	**0.10**	mg/L	0.050	0.025	1	10/05/24 13:24	10/07/24 19:02	7439-89-6	
6020 MET ICPMS	Analytical Method: EPA 6020B Preparation Method: EPA 3005A Pace Analytical Services - Peachtree Corners, GA								
Arsenic	**0.0036J**	mg/L	0.0050	0.00084	1	10/05/24 13:24	10/09/24 18:56	7440-38-2	B
Boron	**1.3**	mg/L	0.040	0.012	1	10/05/24 13:24	10/09/24 18:56	7440-42-8	
Molybdenum	**0.15**	mg/L	0.010	0.00062	1	10/05/24 13:24	10/09/24 18:56	7439-98-7	

This report shall not be reproduced, except in full,
without the written consent of Pace Analytical Services, LLC.

Pace Analytical Services, LLC
9800 Kincey Ave. Suite 100
Huntersville, NC 28078
(704)875-9092

QUALITY CONTROL DATA

Project: Hammond AP-1_Week 2
Pace Project No.: 92756894

QC Batch: 886934
QC Batch Method: EPA 3010A
Analysis Method: EPA 6010D
Analysis Description: 6010D ATL
Laboratory: Pace Analytical Services - Peachtree Corners, GA
Associated Lab Samples: 92756894001, 92756894002, 92756894003, 92756894004, 92756894005, 92756894006, 92756894007, 92756894008, 92756894009, 92756894010, 92756894011, 92756894012

METHOD BLANK: 4568098
Matrix: Water
Associated Lab Samples: 92756894001, 92756894002, 92756894003, 92756894004, 92756894005, 92756894006, 92756894007, 92756894008, 92756894009, 92756894010, 92756894011, 92756894012

Parameter	Units	Blank Result	Reporting Limit	MDL	Analyzed	Qualifiers
Iron	mg/L	ND	0.050	0.025	10/07/24 17:30	

LABORATORY CONTROL SAMPLE: 4568099

Parameter	Units	Spike Conc.	LCS Result	LCS % Rec	% Rec Limits	Qualifiers
Iron	mg/L	1	0.92	92	80-120	

MATRIX SPIKE & MATRIX SPIKE DUPLICATE: 4568100 4568101

Parameter	Units	92756894002 Result	MS Spike Conc.	MSD Spike Conc.	MS Result	MSD Result	MS % Rec	MSD % Rec	% Rec Limits	RPD	Max RPD	Qual
Iron	mg/L	3.7	1	1	4.8	4.7	108	97	75-125	2	20	

Results presented on this page are in the units indicated by the "Units" column except where an alternate unit is presented to the right of the result.

This report shall not be reproduced, except in full,
without the written consent of Pace Analytical Services, LLC.

Pace Analytical Services, LLC
9800 Kincey Ave. Suite 100
Huntersville, NC 28078
(704)875-9092

QUALITY CONTROL DATA

Project: Hammond AP-1_Week 2
Pace Project No.: 92756894

QC Batch: 886933
QC Batch Method: EPA 3005A
Analysis Method: EPA 6020B
Analysis Description: 6020 MET
Laboratory: Pace Analytical Services - Peachtree Corners, GA
Associated Lab Samples: 92756894001, 92756894002, 92756894003, 92756894004, 92756894005, 92756894006, 92756894007, 92756894008, 92756894009, 92756894010, 92756894011, 92756894012

METHOD BLANK: 4568094
Matrix: Water
Associated Lab Samples: 92756894001, 92756894002, 92756894003, 92756894004, 92756894005, 92756894006, 92756894007, 92756894008, 92756894009, 92756894010, 92756894011, 92756894012

Parameter	Units	Blank Result	Reporting Limit	MDL	Analyzed	Qualifiers
Arsenic	mg/L	ND	0.0050	0.00084	10/11/24 13:25	
Boron	mg/L	ND	0.040	0.012	10/09/24 17:46	
Molybdenum	mg/L	ND	0.010	0.00062	10/09/24 17:46	

LABORATORY CONTROL SAMPLE: 4568095

Parameter	Units	Spike Conc.	LCS Result	LCS % Rec	% Rec Limits	Qualifiers
Arsenic	mg/L	0.1	0.099	99	80-120	
Boron	mg/L	1	1.0	103	80-120	
Molybdenum	mg/L	0.1	0.098	98	80-120	

MATRIX SPIKE & MATRIX SPIKE DUPLICATE: 4568096 4568097

Parameter	Units	92756894001 Result	MS Spike Conc.	MSD Spike Conc.	MS Result	MSD Result	MS % Rec	MSD % Rec	% Rec Limits	RPD	Max RPD	Qual
Arsenic	mg/L	0.0062	0.1	0.1	0.11	0.11	102	103	75-125	1	20	
Boron	mg/L	0.61	1	1	1.6	1.7	102	106	75-125	2	20	
Molybdenum	mg/L	5.2J ug/L	0.1	0.1	0.098	0.098	92	93	75-125	1	20	

Results presented on this page are in the units indicated by the "Units" column except where an alternate unit is presented to the right of the result.

REPORT OF LABORATORY ANALYSIS

This report shall not be reproduced, except in full,
without the written consent of Pace Analytical Services, LLC.

Pace Analytical Services, LLC
9800 Kincey Ave. Suite 100
Huntersville, NC 28078
(704)875-9092

QUALIFIERS

Project: Hammond AP-1_Week 2
Pace Project No.: 92756894

DEFINITIONS

DF - Dilution Factor, if reported, represents the factor applied to the reported data due to dilution of the sample aliquot.

ND - Not Detected at or above adjusted reporting limit.

TNTC - Too Numerous To Count

J - Estimated concentration above the adjusted method detection limit and below the adjusted reporting limit.

MDL - Adjusted Method Detection Limit.

PQL - Practical Quantitation Limit.

RL - Reporting Limit - The lowest concentration value that meets project requirements for quantitative data with known precision and bias for a specific analyte in a specific matrix.

S - Surrogate

1,2-Diphenylhydrazine decomposes to and cannot be separated from Azobenzene using Method 8270. The result for each analyte is a combined concentration.

Consistent with EPA guidelines, unrounded data are displayed and have been used to calculate % recovery and RPD values.

LCS(D) - Laboratory Control Sample (Duplicate)

MS(D) - Matrix Spike (Duplicate)

DUP - Sample Duplicate

RPD - Relative Percent Difference

NC - Not Calculable.

SG - Silica Gel - Clean-Up

U - Indicates the compound was analyzed for, but not detected.

Acid preservation may not be appropriate for 2 Chloroethylvinyl ether.

A separate vial preserved to a pH of 4-5 is recommended in SW846 Chapter 4 for the analysis of Acrolein and Acrylonitrile by EPA Method 8260.

N-Nitrosodiphenylamine decomposes and cannot be separated from Diphenylamine using Method 8270. The result reported for each analyte is a combined concentration.

Reported results are not rounded until the final step prior to reporting. Therefore, calculated parameters that are typically reported as "Total" may vary slightly from the sum of the reported component parameters.

Pace Analytical is TNI accredited. Contact your Pace PM for the current list of accredited analytes.

TNI - The NELAC Institute.

ANALYTE QUALIFIERS

B	Analyte was detected in the associated method blank.

This report shall not be reproduced, except in full,
without the written consent of Pace Analytical Services, LLC.

Pace Analytical Services, LLC
9800 Kincey Ave. Suite 100
Huntersville, NC 28078
(704)875-9092

QUALITY CONTROL DATA CROSS REFERENCE TABLE

Project: Hammond AP-1_Week 2
Pace Project No.: 92756894

Lab ID	Sample ID	QC Batch Method	QC Batch	Analytical Method	Analytical Batch
92756894001	**HAM-PT-07**	EPA 3010A	886934	EPA 6010D	886973
92756894002	**HAM-PT-08**	EPA 3010A	886934	EPA 6010D	886973
92756894003	**HAM-PT-09**	EPA 3010A	886934	EPA 6010D	886973
92756894004	**HAM-PT-10**	EPA 3010A	886934	EPA 6010D	886973
92756894005	**HAM-PT-11**	EPA 3010A	886934	EPA 6010D	886973
92756894006	**HAM-PT-12**	EPA 3010A	886934	EPA 6010D	886973
92756894007	**HAM-PT-13**	EPA 3010A	886934	EPA 6010D	886973
92756894008	**HAM-PT-14**	EPA 3010A	886934	EPA 6010D	886973
92756894009	**HAM-PT-15**	EPA 3010A	886934	EPA 6010D	886973
92756894010	**HAM-AP1-EB-01**	EPA 3010A	886934	EPA 6010D	886973
92756894011	**HAM-AP1-FB-01**	EPA 3010A	886934	EPA 6010D	886973
92756894012	**HAM-AP1-FD-01**	EPA 3010A	886934	EPA 6010D	886973
92756894001	**HAM-PT-07**	EPA 3005A	886933	EPA 6020B	886977
92756894002	**HAM-PT-08**	EPA 3005A	886933	EPA 6020B	886977
92756894003	**HAM-PT-09**	EPA 3005A	886933	EPA 6020B	886977
92756894004	**HAM-PT-10**	EPA 3005A	886933	EPA 6020B	886977
92756894005	**HAM-PT-11**	EPA 3005A	886933	EPA 6020B	886977
92756894006	**HAM-PT-12**	EPA 3005A	886933	EPA 6020B	886977
92756894007	**HAM-PT-13**	EPA 3005A	886933	EPA 6020B	886977
92756894008	**HAM-PT-14**	EPA 3005A	886933	EPA 6020B	886977
92756894009	**HAM-PT-15**	EPA 3005A	886933	EPA 6020B	886977
92756894010	**HAM-AP1-EB-01**	EPA 3005A	886933	EPA 6020B	886977
92756894011	**HAM-AP1-FB-01**	EPA 3005A	886933	EPA 6020B	886977
92756894012	**HAM-AP1-FD-01**	EPA 3005A	886933	EPA 6020B	886977

This report shall not be reproduced, except in full,
without the written consent of Pace Analytical Services, LLC.

Pace Analytical

CHAIN-OF-CUSTODY / Analytical Request Docum

The Chain-of-Custody is a LEGAL DOCUMENT. All relevant fields must be completed accurat

WO# : 92756894

92756894

Section A Required Client Information:

Company:	GA Power
Address:	Atlanta, GA
Email To:	SCS Contacts
Phone:	Fax:
Requested Due Date/TAT:	10 Day

Section B Required Project Information:

Report To:	SCS Contacts
Copy To:	Geosyntec Contacts
Purchase Order No.:	GPC82474-0001
Project Name:	Hammond AP-1_Week 2
Project Number:	

Section C Invoice Information:

Attention:	Southern Co.
Company Name:	
Address:	
Pace Quote Reference:	
Pace Project Manager:	Bonnie Vang
Pace Profile #:	16483

REGULATORY AGENCY

☐ NPDES ☐ GROUND WATER ☐ DRINKING WATER

☐ UST ☐ RCRA ☑ OTHER CCR

Site Location STATE: GA

Section D Required Client Information

Valid Matrix Codes

MATRIX	CODE
DRINKING WATER	DW
WATER	WT
WASTE WATER	WW
PRODUCT	P
SOIL/SOLID	SL
OIL	OL
WIPE	WP
AIR	AR
OTHER	OT
TISSUE	TS

SAMPLE ID (A-Z, 0-9 / ,-) Sample IDs MUST BE UNIQUE

Requested Analysis Filtered (Y/N)

ITEM #	SAMPLE ID	MATRIX CODE (see valid codes to left)	SAMPLE TYPE (G=GRAB C=COMP)	COLLECTED COMPOSITE DATE	COLLECTED COMPOSITE TIME	COLLECTED COMPOSITE DATE	COLLECTED COMPOSITE TIME	SAMPLE TEMP AT COLLECTION	# OF CONTAINERS	Unpreserved	H_2SO_4	HNO_3	HCl	NaOH	$Na_2S_2O_3$	Methanol	Other	Analysis Test Y/N	Total 601/6022 B As Mo, Fe	Total 601/6022-B As Fe	Total 601/6022-B Mo, Fe	Residual Chlorine (Y/N)	Pace Project No./ Lab I.D.
1	HAM-PT-07	WG	G	10/1/2024	1431			21	1			-								X		N	
2	HAM-PT-08	WG	G	10/1/2024	1440			22	1			1								X		N	
3	HAM-PT-09	WG	G	10/2/2024	1221			21	1			1									X	N	
4	HAM-PT-10	WG	G	10/2/2024	1210			22	1			1									X	N	
5	HAM-PT-11	WG	G	10/2/2024	1006			21	1			1									X	N	
6	HAM-PT-12	WG	G	10/2/2024	1030			21	1			1									X	N	
7	HAM-PT-13	WG	G	10/1/2024	1215			21	1			1								X		N	
8	HAM-PT-14	WG	G	10/1/2024	1120			19	1			1								X		N	
9	HAM-PT-15	WG	G	10/1/2024	1725			21	1			1								X		N	
10	HAM-AP1-EB-01	WG	G	10/2/2024	1345			21	1			1							X			N	
11	HAM-AP1-FB-01	WG	G	10/2/2024	1340			21	1			1							X			N	
12	HAM-AP1-FD-01	WG	G	10/2/2024	0000			21	1			1							X			N	

ADDITIONAL COMMENTS	RELINQUISHED BY / AFFILIATION	DATE	TIME	ACCEPTED BY / AFFILIATION	DATE	TIME
Task Code: HAM-CCR-CA-20241001	Zain Webb / Geosyntec	10-3-24	1050	Ryan William / Pace	10/3/2024	1060
	Ryan William / Pace	10/3/2024	1525	[illegible]	10/3/24	1525

SAMPLE CONDITIONS: Temp in °C | Received on Ice (Y/N) | Custody Sealed Cooler (Y/N) | Samples Intact (Y/N)

SAMPLER NAME AND SIGNATURE

PRINT Name of SAMPLER: Zain Webb, Elisabeth Russell / Geosyntec Consultants, Inc.

SIGNATURE of SAMPLER: [signature] DATE Signed (MM/DD/YY): 10/3/24

*Important Note: By signing this form you are accepting Pace's NET 30 day payment terms and agreeing to late charges of 1.5% per month for any invoices not paid within 30 days.

F-ALL-Q-020rev.07, 15-Feb-2007

Pace	DC#_Title: ENV-FRM-HUN1-0083 v05_Sample Condition Upon Receipt
	Effective Date: 05/24/2024

Laboratory receiving samples:
Asheville ☐ Eden ☐ Greenwood ☐ Huntersville ☐ Raleigh ☐ Mechanicsville ☐ Atlanta ☒ Kernersville ☐

Sample Condition Upon Receipt

Client Name: Gt Power

Project #: **WO#: 92756894**
PM: BV Due Date: 10/18/24
CLIENT: 92- GP-HAM

Courier: ☐ Fed Ex ☐ UPS ☐ USPS ☐ Client ☐ Commercial ☒ Pace ☐ Other:____

Custody Seal Present? ☐ Yes ☐ No **Seals Intact?** ☐ Yes ☐ No ☒ N/A

Date/Initials Person Examining Contents: MSm

Packing Material: ☒ Bubble Wrap ☐ Bubble Bags ☐ None ☐ Other

Biological Tissue Frozen? ☐ Yes ☐ No ☒ N/A

Thermometer: ☐ IR Gun ID: 214

Type of Ice: ☒ Wet ☐ Blue ☐ None

Cooler Temp: 5.3 **Correction Factor:** Add/Subtract (°C) 0

Temp should be above freezing to 6°C
☐ Samples out of temp criteria. Samples on ice, cooling process has begun

Cooler Temp Corrected (°C): 5.3

USDA Regulated Soil (☐ N/A, water sample)
Did samples originate in a quarantine zone within the United States: CA, NY, or SC (check maps)? ☐ Yes ☐ No

Did samples originate from a foreign source (internationally, including Hawaii and Puerto Rico)? ☐ Yes ☐ No

				Comments/Discrepancy:
Chain of Custody Present?	☒ Yes	☐ No	☐ N/A	1.
Samples Arrived within Hold Time?	☒ Yes	☐ No	☐ N/A	2.
Short Hold Time Analysis (<72 hr.)?	☐ Yes	☒ No	☐ N/A	3.
Rush Turn Around Time Requested?	☐ Yes	☒ No	☐ N/A	4.
Sufficient Volume?	☒ Yes	☐ No	☐ N/A	5.
Correct Containers Used?	☒ Yes	☐ No	☐ N/A	6.
-Pace Containers Used?	☒ Yes	☐ No	☐ N/A	
Containers Intact?	☒ Yes	☐ No	☐ N/A	7.
Dissolved analysis: Samples Field Filtered?	☐ Yes	☐ No	☒ N/A	8.
Sample Labels Match COC?	☒ Yes	☐ No	☐ N/A	9.
-Includes Date/Time/ID/Analysis Matrix: WG				
Headspace in VOA Vials (>5-6mm)?	☐ Yes	☐ No	☒ N/A	10.
Trip Blank Present?	☐ Yes	☐ No	☒ N/A	11.
Trip Blank Custody Seals Present?	☐ Yes	☐ No	☒ N/A	

COMMENTS/SAMPLE DISCREPANCY

Field Data Required? ☐ Yes ☐ No

Lot ID of split containers:

CLIENT NOTIFICATION/RESOLUTION

Person contacted: _____ Date/Time: _____

Project Manager SCURF Review: _____ **Date:** _____

Project Manager SRF Review: _____ **Date:** _____

Pace ANALYTICAL SERVICES

DC#_Title: ENV-FRM-HUN1-0083 v05_Sample Condition Upon Receipt

Effective Date: 05/24/2024

WO#: 92756894

PM: BV **Due Date: 10/18/24**

CLIENT: 92- GP-HAM

*Check mark top half of box if pH and/or dechlorination is verified and within the acceptance range for preservation samples.

Exceptions: VOA, Coliform, TOC, Oil and Grease, DRO/8015 (water) DOC, LLHg

**Bottom half of box is to list number of bottles

***Check all unpreserved Nitrates for chlorine

Project #

Laboratory Receiving Location: Asheville ☐ Eden ☐ Greenwood ☐ Huntersville ☐ Raleigh ☐ Mechanicsville ☐ Atlanta ☐ Kernersville ☐

Client GA Power Profile/EZ (Circle one) 16483 Notes

Item#	BP4U-125 mL Plastic Unpreserved (N/A) (Cl-)	BP3U-250 mL Plastic Unpreserved (N/A)	BP2U-500 mL Plastic Unpreserved (N/A)	BP1U-1 liter Plastic Unpreserved (N/A)		BP4S-125 mL Plastic H2SO4 (pH < 2) (Cl-)	BP3N-250 mL plastic HNO3 (pH < 2)	BP4Z-125 mL Plastic ZN Acetate & NaOH (>9)	BP4B-125 mL Plastic NaOH (pH > 12) (Cl-)	WGFU-Wide-mouthed Glass jar Unpreserved	AG1U-1 liter Amber Unpreserved (N/A) (Cl-)	AG1H-1 liter Amber HCl (pH < 2)	AG3U-250 mL Amber Unpreserved (N/A) (Cl-)	AG1S-1 liter Amber H2SO4 (pH < 2)	AG3S-250 mL Amber H2SO4 (pH < 2)	DG94-40 mL Amber NH4Cl (N/A)(Cl-)	DG9H-40 mL VOA HCl (N/A)	VG9T-40 mL VOA Na2S2O3 (N/A)	VG9U-40 mL VOA Unpreserved (N/A)	DG9V-40 mL VOA H3PO4 (N/A)	KP7U-50 mL Plastic Unpreserved (N/A)	V/GK (3 vials per kit)-VPH/Gas kit (N/A)	SP5T-125 mL Sterile Plastic (N/A – lab)	SP2T-250 mL Sterile Plastic (N/A – lab)		BP3R-250 mL Plastic (NH2)2SO4 (9.3-9.7)	AG0U-100 mL Amber Unpreserved (N/A) (Cl-)	VSGU-20 mL Scintillation vials (N/A)	DG9U-40 mL Amber Unpreserved vials (N/A)
CC							GA																						
1							1																						
2							1																						
3							1																						
4							1																						
5							1																						
6							1																						
7							1																						
8							1																						
9							1																						
10							1																						
11							1																						
12							1																						

pH Adjustment Log for Preserved Samples

Sample ID	Type of Preservative	pH upon receipt	Date preservation adjusted	Time preservation adjusted	Amount of Preservative added	Lot #

Note: Whenever there is a discrepancy affecting North Carolina compliance samples, a copy of this form will be sent to the North Carolina DENR Certification Office (i.e. Out of hold, incorrect preservative, out of temp, incorrect containers.

Pace Analytical Services, LLC
9800 Kincey Ave. Suite 100
Huntersville, NC 28078
(704)875-9092

October 14, 2024

Kristen Jurinko
Southern Company
241 Ralph McGill Blvd NE
Bin 10160
Atlanta, GA 30308

RE: Project: Hammond AP-1_Week 2
Pace Project No.: 92756894

Dear Kristen Jurinko:

Enclosed are the analytical results for sample(s) received by the laboratory on October 03, 2024. The results relate only to the samples included in this report. Results reported herein conform to the applicable TNI/NELAC Standards and the laboratory's Quality Manual, where applicable, unless otherwise noted in the body of the report.

The test results provided in this final report were generated by each of the following laboratories within the Pace Network:

- Pace Analytical Services - Peachtree Corners, GA

If you have any questions concerning this report, please feel free to contact me.

Sincerely,

Bonnie Vang

Bonnie Vang
bonnie.vang@pacelabs.com
704-977-0968
Project Manager

Enclosures

cc: Kip Gray, Geosyntec
Christine Hug, Geosyntec Consultants, Inc.
Thomas Kessler, Geosyntec Consultants
Whitney Law, Geosyntec Consultants
Laura Midkiff, Southern Company
Caroline Nelson, Geosyntec Consultants, Inc
Jamie Newsome, Geosyntec Consultants
Zain Webb, Geosyntec Consultants

This report shall not be reproduced, except in full,
without the written consent of Pace Analytical Services, LLC.

Pace Analytical Services, LLC
9800 Kincey Ave. Suite 100
Huntersville, NC 28078
(704)875-9092

CERTIFICATIONS

Project:	Hammond AP-1_Week 2
Pace Project No.:	92756894

Pace Analytical Services Peachtree Corners
110 Technology Pkwy, Peachtree Corners, GA 30092
Florida DOH Certification #: E87315
Georgia DW Inorganics Certification #: 812
North Carolina Certification #: 381
South Carolina Certification #: 98011001
Virginia Certification #: 460204

This report shall not be reproduced, except in full,
without the written consent of Pace Analytical Services, LLC.

Pace Analytical Services, LLC
9800 Kincey Ave. Suite 100
Huntersville, NC 28078
(704)875-9092

SAMPLE SUMMARY

Project: Hammond AP-1_Week 2
Pace Project No.: 92756894

Lab ID	Sample ID	Matrix	Date Collected	Date Received
92756894001	**HAM-PT-07**	Water	10/01/24 14:31	10/03/24 15:25
92756894002	**HAM-PT-08**	Water	10/01/24 14:40	10/03/24 15:25
92756894003	**HAM-PT-09**	Water	10/02/24 12:21	10/03/24 15:25
92756894004	**HAM-PT-10**	Water	10/02/24 12:10	10/03/24 15:25
92756894005	**HAM-PT-11**	Water	10/02/24 10:06	10/03/24 15:25
92756894006	**HAM-PT-12**	Water	10/02/24 10:30	10/03/24 15:25
92756894007	**HAM-PT-13**	Water	10/01/24 12:15	10/03/24 15:25
92756894008	**HAM-PT-14**	Water	10/01/24 11:20	10/03/24 15:25
92756894009	**HAM-PT-15**	Water	10/01/24 17:25	10/03/24 15:25
92756894010	**HAM-AP1-EB-01**	Water	10/02/24 13:45	10/03/24 15:25
92756894011	**HAM-AP1-FB-01**	Water	10/02/24 13:40	10/03/24 15:25
92756894012	**HAM-AP1-FD-01**	Water	10/02/24 00:00	10/03/24 15:25

This report shall not be reproduced, except in full,
without the written consent of Pace Analytical Services, LLC.

Pace Analytical Services, LLC
9800 Kincey Ave. Suite 100
Huntersville, NC 28078
(704)875-9092

SAMPLE ANALYTE COUNT

Project: Hammond AP-1_Week 2
Pace Project No.: 92756894

Lab ID	Sample ID	Method	Analysts	Analytes Reported
92756894001	**HAM-PT-07**	EPA 6010D	AJM	1
		EPA 6020B	CW1	2
92756894002	**HAM-PT-08**	EPA 6010D	AJM	1
		EPA 6020B	CW1	2
92756894003	**HAM-PT-09**	EPA 6010D	AJM	1
		EPA 6020B	CW1	2
92756894004	**HAM-PT-10**	EPA 6010D	AJM	1
		EPA 6020B	CW1	2
92756894005	**HAM-PT-11**	EPA 6010D	AJM	1
		EPA 6020B	CW1	2
92756894006	**HAM-PT-12**	EPA 6010D	AJM	1
		EPA 6020B	CW1	2
92756894007	**HAM-PT-13**	EPA 6010D	AJM	1
		EPA 6020B	CW1	2
92756894008	**HAM-PT-14**	EPA 6010D	AJM	1
		EPA 6020B	CW1	2
92756894009	**HAM-PT-15**	EPA 6010D	AJM	1
		EPA 6020B	CW1	2
92756894010	**HAM-AP1-EB-01**	EPA 6010D	AJM	1
		EPA 6020B	CW1	3
92756894011	**HAM-AP1-FB-01**	EPA 6010D	AJM	1
		EPA 6020B	CW1	3
92756894012	**HAM-AP1-FD-01**	EPA 6010D	AJM	1
		EPA 6020B	CW1	3

PASI-GA = Pace Analytical Services - Peachtree Corners, GA

This report shall not be reproduced, except in full,
without the written consent of Pace Analytical Services, LLC.

Pace Analytical Services, LLC
9800 Kincey Ave. Suite 100
Huntersville, NC 28078
(704)875-9092

SUMMARY OF DETECTION

Project: Hammond AP-1_Week 2
Pace Project No.: 92756894

Lab Sample ID / Method	Client Sample ID / Parameters	Result	Units	Report Limit	Analyzed	Qualifiers
92756894001	**HAM-PT-07**					
EPA 6010D	Iron	0.23	mg/L	0.050	10/07/24 17:40	
EPA 6020B	Arsenic	0.0062	mg/L	0.0050	10/11/24 13:29	
EPA 6020B	Boron	0.61	mg/L	0.040	10/09/24 17:54	
92756894002	**HAM-PT-08**					
EPA 6010D	Iron	3.7	mg/L	0.050	10/07/24 17:44	
EPA 6020B	Arsenic	0.085	mg/L	0.0050	10/09/24 18:08	
EPA 6020B	Boron	0.56	mg/L	0.040	10/09/24 18:08	
92756894003	**HAM-PT-09**					
EPA 6010D	Iron	0.12	mg/L	0.050	10/07/24 18:04	
EPA 6020B	Boron	1.4	mg/L	0.040	10/09/24 18:12	
EPA 6020B	Molybdenum	0.14	mg/L	0.010	10/09/24 18:12	
92756894004	**HAM-PT-10**					
EPA 6010D	Iron	0.17	mg/L	0.050	10/07/24 18:09	
EPA 6020B	Boron	1.7	mg/L	0.040	10/09/24 18:16	
EPA 6020B	Molybdenum	0.16	mg/L	0.010	10/09/24 18:16	
92756894005	**HAM-PT-11**					
EPA 6010D	Iron	1.8	mg/L	0.050	10/07/24 18:23	
EPA 6020B	Boron	1.3	mg/L	0.040	10/09/24 18:19	
EPA 6020B	Molybdenum	0.069	mg/L	0.010	10/09/24 18:19	
92756894006	**HAM-PT-12**					
EPA 6010D	Iron	0.043J	mg/L	0.050	10/07/24 18:28	
EPA 6020B	Boron	1.3	mg/L	0.040	10/09/24 18:30	
EPA 6020B	Molybdenum	0.14	mg/L	0.010	10/09/24 18:30	
92756894007	**HAM-PT-13**					
EPA 6010D	Iron	1.3	mg/L	0.050	10/07/24 18:33	
EPA 6020B	Arsenic	0.0026J	mg/L	0.0050	10/11/24 13:33	
EPA 6020B	Boron	0.56	mg/L	0.040	10/09/24 18:34	
92756894008	**HAM-PT-14**					
EPA 6010D	Iron	6.7	mg/L	0.050	10/07/24 18:38	
EPA 6020B	Arsenic	0.040	mg/L	0.0050	10/11/24 13:37	
EPA 6020B	Boron	0.56	mg/L	0.040	10/09/24 18:38	
92756894009	**HAM-PT-15**					
EPA 6010D	Iron	0.12	mg/L	0.050	10/07/24 18:43	
EPA 6020B	Arsenic	0.0034J	mg/L	0.0050	10/11/24 13:41	
EPA 6020B	Boron	0.63	mg/L	0.040	10/09/24 18:41	
92756894010	**HAM-AP1-EB-01**					
EPA 6020B	Arsenic	0.0021J	mg/L	0.0050	10/09/24 18:49	B
92756894011	**HAM-AP1-FB-01**					
EPA 6020B	Arsenic	0.0020J	mg/L	0.0050	10/09/24 18:52	B

This report shall not be reproduced, except in full,
without the written consent of Pace Analytical Services, LLC.

Pace Analytical Services, LLC
9800 Kincey Ave. Suite 100
Huntersville, NC 28078
(704)875-9092

SUMMARY OF DETECTION

Project: Hammond AP-1_Week 2
Pace Project No.: 92756894

Lab Sample ID Method	Client Sample ID Parameters	Result	Units	Report Limit	Analyzed	Qualifiers
92756894012	**HAM-AP1-FD-01**					
EPA 6010D	Iron	0.10	mg/L	0.050	10/07/24 19:02	
EPA 6020B	Arsenic	0.0036J	mg/L	0.0050	10/09/24 18:56	B
EPA 6020B	Boron	1.3	mg/L	0.040	10/09/24 18:56	
EPA 6020B	Molybdenum	0.15	mg/L	0.010	10/09/24 18:56	

This report shall not be reproduced, except in full,
without the written consent of Pace Analytical Services, LLC.

Pace Analytical Services, LLC
9800 Kincey Ave. Suite 100
Huntersville, NC 28078
(704)875-9092

ANALYTICAL RESULTS

Project: Hammond AP-1_Week 2
Pace Project No.: 92756894

Sample: HAM-PT-07 **Lab ID: 92756894001** Collected: 10/01/24 14:31 Received: 10/03/24 15:25 Matrix: Water

Parameters	Results	Units	Report Limit	MDL	DF	Prepared	Analyzed	CAS No.	Qual
6010D ATL ICP	Analytical Method: EPA 6010D Preparation Method: EPA 3010A Pace Analytical Services - Peachtree Corners, GA								
Iron	**0.23**	mg/L	0.050	0.025	1	10/05/24 13:24	10/07/24 17:40	7439-89-6	
6020 MET ICPMS	Analytical Method: EPA 6020B Preparation Method: EPA 3005A Pace Analytical Services - Peachtree Corners, GA								
Arsenic	**0.0062**	mg/L	0.0050	0.00084	1	10/05/24 13:24	10/11/24 13:29	7440-38-2	
Boron	**0.61**	mg/L	0.040	0.012	1	10/05/24 13:24	10/09/24 17:54	7440-42-8	

This report shall not be reproduced, except in full,
without the written consent of Pace Analytical Services, LLC.

Pace Analytical Services, LLC
9800 Kincey Ave. Suite 100
Huntersville, NC 28078
(704)875-9092

ANALYTICAL RESULTS

Project: Hammond AP-1_Week 2
Pace Project No.: 92756894

Sample: HAM-PT-08 **Lab ID: 92756894002** Collected: 10/01/24 14:40 Received: 10/03/24 15:25 Matrix: Water

Parameters	Results	Units	Report Limit	MDL	DF	Prepared	Analyzed	CAS No.	Qual
6010D ATL ICP	Analytical Method: EPA 6010D Preparation Method: EPA 3010A Pace Analytical Services - Peachtree Corners, GA								
Iron	**3.7**	mg/L	0.050	0.025	1	10/05/24 13:24	10/07/24 17:44	7439-89-6	
6020 MET ICPMS	Analytical Method: EPA 6020B Preparation Method: EPA 3005A Pace Analytical Services - Peachtree Corners, GA								
Arsenic	**0.085**	mg/L	0.0050	0.00084	1	10/05/24 13:24	10/09/24 18:08	7440-38-2	
Boron	**0.56**	mg/L	0.040	0.012	1	10/05/24 13:24	10/09/24 18:08	7440-42-8	

This report shall not be reproduced, except in full,
without the written consent of Pace Analytical Services, LLC.

Pace Analytical Services, LLC
9800 Kincey Ave. Suite 100
Huntersville, NC 28078
(704)875-9092

ANALYTICAL RESULTS

Project: Hammond AP-1_Week 2
Pace Project No.: 92756894

Sample: HAM-PT-09 **Lab ID: 92756894003** Collected: 10/02/24 12:21 Received: 10/03/24 15:25 Matrix: Water

Parameters	Results	Units	Report Limit	MDL	DF	Prepared	Analyzed	CAS No.	Qual
6010D ATL ICP	Analytical Method: EPA 6010D Preparation Method: EPA 3010A Pace Analytical Services - Peachtree Corners, GA								
Iron	**0.12**	mg/L	0.050	0.025	1	10/05/24 13:24	10/07/24 18:04	7439-89-6	
6020 MET ICPMS	Analytical Method: EPA 6020B Preparation Method: EPA 3005A Pace Analytical Services - Peachtree Corners, GA								
Boron	**1.4**	mg/L	0.040	0.012	1	10/05/24 13:24	10/09/24 18:12	7440-42-8	
Molybdenum	**0.14**	mg/L	0.010	0.00062	1	10/05/24 13:24	10/09/24 18:12	7439-98-7	

This report shall not be reproduced, except in full,
without the written consent of Pace Analytical Services, LLC.

Pace Analytical Services, LLC
9800 Kincey Ave. Suite 100
Huntersville, NC 28078
(704)875-9092

ANALYTICAL RESULTS

Project: Hammond AP-1_Week 2
Pace Project No.: 92756894

Sample: HAM-PT-10 **Lab ID: 92756894004** Collected: 10/02/24 12:10 Received: 10/03/24 15:25 Matrix: Water

Parameters	Results	Units	Report Limit	MDL	DF	Prepared	Analyzed	CAS No.	Qual
6010D ATL ICP	Analytical Method: EPA 6010D Preparation Method: EPA 3010A Pace Analytical Services - Peachtree Corners, GA								
Iron	**0.17**	mg/L	0.050	0.025	1	10/05/24 13:24	10/07/24 18:09	7439-89-6	
6020 MET ICPMS	Analytical Method: EPA 6020B Preparation Method: EPA 3005A Pace Analytical Services - Peachtree Corners, GA								
Boron	**1.7**	mg/L	0.040	0.012	1	10/05/24 13:24	10/09/24 18:16	7440-42-8	
Molybdenum	**0.16**	mg/L	0.010	0.00062	1	10/05/24 13:24	10/09/24 18:16	7439-98-7	

This report shall not be reproduced, except in full,
without the written consent of Pace Analytical Services, LLC.

Pace Analytical Services, LLC
9800 Kincey Ave. Suite 100
Huntersville, NC 28078
(704)875-9092

ANALYTICAL RESULTS

Project: Hammond AP-1_Week 2
Pace Project No.: 92756894

Sample: HAM-PT-11 **Lab ID: 92756894005** Collected: 10/02/24 10:06 Received: 10/03/24 15:25 Matrix: Water

Parameters	Results	Units	Report Limit	MDL	DF	Prepared	Analyzed	CAS No.	Qual
6010D ATL ICP	Analytical Method: EPA 6010D Preparation Method: EPA 3010A Pace Analytical Services - Peachtree Corners, GA								
Iron	**1.8**	mg/L	0.050	0.025	1	10/05/24 13:24	10/07/24 18:23	7439-89-6	
6020 MET ICPMS	Analytical Method: EPA 6020B Preparation Method: EPA 3005A Pace Analytical Services - Peachtree Corners, GA								
Boron	**1.3**	mg/L	0.040	0.012	1	10/05/24 13:24	10/09/24 18:19	7440-42-8	
Molybdenum	**0.069**	mg/L	0.010	0.00062	1	10/05/24 13:24	10/09/24 18:19	7439-98-7	

This report shall not be reproduced, except in full,
without the written consent of Pace Analytical Services, LLC.

Pace Analytical Services, LLC
9800 Kincey Ave. Suite 100
Huntersville, NC 28078
(704)875-9092

ANALYTICAL RESULTS

Project: Hammond AP-1_Week 2
Pace Project No.: 92756894

Sample: HAM-PT-12 **Lab ID: 92756894006** Collected: 10/02/24 10:30 Received: 10/03/24 15:25 Matrix: Water

Parameters	Results	Units	Report Limit	MDL	DF	Prepared	Analyzed	CAS No.	Qual
6010D ATL ICP	Analytical Method: EPA 6010D Preparation Method: EPA 3010A Pace Analytical Services - Peachtree Corners, GA								
Iron	**0.043J**	mg/L	0.050	0.025	1	10/05/24 13:24	10/07/24 18:28	7439-89-6	
6020 MET ICPMS	Analytical Method: EPA 6020B Preparation Method: EPA 3005A Pace Analytical Services - Peachtree Corners, GA								
Boron	**1.3**	mg/L	0.040	0.012	1	10/05/24 13:24	10/09/24 18:30	7440-42-8	
Molybdenum	**0.14**	mg/L	0.010	0.00062	1	10/05/24 13:24	10/09/24 18:30	7439-98-7	

This report shall not be reproduced, except in full,
without the written consent of Pace Analytical Services, LLC.

Pace Analytical Services, LLC
9800 Kincey Ave. Suite 100
Huntersville, NC 28078
(704)875-9092

ANALYTICAL RESULTS

Project: Hammond AP-1_Week 2
Pace Project No.: 92756894

Sample: HAM-PT-13 **Lab ID: 92756894007** Collected: 10/01/24 12:15 Received: 10/03/24 15:25 Matrix: Water

Parameters	Results	Units	Report Limit	MDL	DF	Prepared	Analyzed	CAS No.	Qual
6010D ATL ICP	Analytical Method: EPA 6010D Preparation Method: EPA 3010A Pace Analytical Services - Peachtree Corners, GA								
Iron	**1.3**	mg/L	0.050	0.025	1	10/05/24 13:24	10/07/24 18:33	7439-89-6	
6020 MET ICPMS	Analytical Method: EPA 6020B Preparation Method: EPA 3005A Pace Analytical Services - Peachtree Corners, GA								
Arsenic	**0.0026J**	mg/L	0.0050	0.00084	1	10/05/24 13:24	10/11/24 13:33	7440-38-2	
Boron	**0.56**	mg/L	0.040	0.012	1	10/05/24 13:24	10/09/24 18:34	7440-42-8	

This report shall not be reproduced, except in full,
without the written consent of Pace Analytical Services, LLC.

Pace Analytical Services, LLC
9800 Kincey Ave. Suite 100
Huntersville, NC 28078
(704)875-9092

ANALYTICAL RESULTS

Project: Hammond AP-1_Week 2
Pace Project No.: 92756894

Sample: HAM-PT-14 **Lab ID: 92756894008** Collected: 10/01/24 11:20 Received: 10/03/24 15:25 Matrix: Water

Parameters	Results	Units	Report Limit	MDL	DF	Prepared	Analyzed	CAS No.	Qual
6010D ATL ICP	Analytical Method: EPA 6010D Preparation Method: EPA 3010A Pace Analytical Services - Peachtree Corners, GA								
Iron	**6.7**	mg/L	0.050	0.025	1	10/05/24 13:24	10/07/24 18:38	7439-89-6	
6020 MET ICPMS	Analytical Method: EPA 6020B Preparation Method: EPA 3005A Pace Analytical Services - Peachtree Corners, GA								
Arsenic	**0.040**	mg/L	0.0050	0.00084	1	10/05/24 13:24	10/11/24 13:37	7440-38-2	
Boron	**0.56**	mg/L	0.040	0.012	1	10/05/24 13:24	10/09/24 18:38	7440-42-8	

This report shall not be reproduced, except in full,
without the written consent of Pace Analytical Services, LLC.

Pace Analytical Services, LLC
9800 Kincey Ave. Suite 100
Huntersville, NC 28078
(704)875-9092

ANALYTICAL RESULTS

Project: Hammond AP-1_Week 2
Pace Project No.: 92756894

Sample: HAM-PT-15 **Lab ID: 92756894009** Collected: 10/01/24 17:25 Received: 10/03/24 15:25 Matrix: Water

Parameters	Results	Units	Report Limit	MDL	DF	Prepared	Analyzed	CAS No.	Qual
6010D ATL ICP	Analytical Method: EPA 6010D Preparation Method: EPA 3010A Pace Analytical Services - Peachtree Corners, GA								
Iron	**0.12**	mg/L	0.050	0.025	1	10/05/24 13:24	10/07/24 18:43	7439-89-6	
6020 MET ICPMS	Analytical Method: EPA 6020B Preparation Method: EPA 3005A Pace Analytical Services - Peachtree Corners, GA								
Arsenic	**0.0034J**	mg/L	0.0050	0.00084	1	10/05/24 13:24	10/11/24 13:41	7440-38-2	
Boron	**0.63**	mg/L	0.040	0.012	1	10/05/24 13:24	10/09/24 18:41	7440-42-8	

This report shall not be reproduced, except in full,
without the written consent of Pace Analytical Services, LLC.

Pace Analytical Services, LLC
9800 Kincey Ave. Suite 100
Huntersville, NC 28078
(704)875-9092

ANALYTICAL RESULTS

Project: Hammond AP-1_Week 2
Pace Project No.: 92756894

Sample: HAM-AP1-EB-01 **Lab ID: 92756894010** Collected: 10/02/24 13:45 Received: 10/03/24 15:25 Matrix: Water

Parameters	Results	Units	Report Limit	MDL	DF	Prepared	Analyzed	CAS No.	Qual
6010D ATL ICP	Analytical Method: EPA 6010D Preparation Method: EPA 3010A Pace Analytical Services - Peachtree Corners, GA								
Iron	ND	mg/L	0.050	0.025	1	10/05/24 13:24	10/07/24 18:53	7439-89-6	
6020 MET ICPMS	Analytical Method: EPA 6020B Preparation Method: EPA 3005A Pace Analytical Services - Peachtree Corners, GA								
Arsenic	**0.0021J**	mg/L	0.0050	0.00084	1	10/05/24 13:24	10/09/24 18:49	7440-38-2	B
Boron	ND	mg/L	0.040	0.012	1	10/05/24 13:24	10/09/24 18:49	7440-42-8	
Molybdenum	ND	mg/L	0.010	0.00062	1	10/05/24 13:24	10/09/24 18:49	7439-98-7	

This report shall not be reproduced, except in full,
without the written consent of Pace Analytical Services, LLC.

Pace Analytical Services, LLC
9800 Kincey Ave. Suite 100
Huntersville, NC 28078
(704)875-9092

ANALYTICAL RESULTS

Project: Hammond AP-1_Week 2
Pace Project No.: 92756894

Sample: HAM-AP1-FB-01 **Lab ID: 92756894011** Collected: 10/02/24 13:40 Received: 10/03/24 15:25 Matrix: Water

Parameters	Results	Units	Report Limit	MDL	DF	Prepared	Analyzed	CAS No.	Qual
6010D ATL ICP	Analytical Method: EPA 6010D Preparation Method: EPA 3010A Pace Analytical Services - Peachtree Corners, GA								
Iron	ND	mg/L	0.050	0.025	1	10/05/24 13:24	10/07/24 18:57	7439-89-6	
6020 MET ICPMS	Analytical Method: EPA 6020B Preparation Method: EPA 3005A Pace Analytical Services - Peachtree Corners, GA								
Arsenic	**0.0020J**	mg/L	0.0050	0.00084	1	10/05/24 13:24	10/09/24 18:52	7440-38-2	B
Boron	ND	mg/L	0.040	0.012	1	10/05/24 13:24	10/09/24 18:52	7440-42-8	
Molybdenum	ND	mg/L	0.010	0.00062	1	10/05/24 13:24	10/09/24 18:52	7439-98-7	

This report shall not be reproduced, except in full,
without the written consent of Pace Analytical Services, LLC.

Pace Analytical Services, LLC
9800 Kincey Ave. Suite 100
Huntersville, NC 28078
(704)875-9092

ANALYTICAL RESULTS

Project: Hammond AP-1_Week 2
Pace Project No.: 92756894

Sample: HAM-AP1-FD-01 **Lab ID: 92756894012** Collected: 10/02/24 00:00 Received: 10/03/24 15:25 Matrix: Water

Parameters	Results	Units	Report Limit	MDL	DF	Prepared	Analyzed	CAS No.	Qual
6010D ATL ICP	Analytical Method: EPA 6010D Preparation Method: EPA 3010A Pace Analytical Services - Peachtree Corners, GA								
Iron	**0.10**	mg/L	0.050	0.025	1	10/05/24 13:24	10/07/24 19:02	7439-89-6	
6020 MET ICPMS	Analytical Method: EPA 6020B Preparation Method: EPA 3005A Pace Analytical Services - Peachtree Corners, GA								
Arsenic	**0.0036J**	mg/L	0.0050	0.00084	1	10/05/24 13:24	10/09/24 18:56	7440-38-2	B
Boron	**1.3**	mg/L	0.040	0.012	1	10/05/24 13:24	10/09/24 18:56	7440-42-8	
Molybdenum	**0.15**	mg/L	0.010	0.00062	1	10/05/24 13:24	10/09/24 18:56	7439-98-7	

This report shall not be reproduced, except in full,
without the written consent of Pace Analytical Services, LLC.

Pace Analytical Services, LLC
9800 Kincey Ave. Suite 100
Huntersville, NC 28078
(704)875-9092

QUALITY CONTROL DATA

Project: Hammond AP-1_Week 2
Pace Project No.: 92756894

QC Batch: 886934
QC Batch Method: EPA 3010A
Analysis Method: EPA 6010D
Analysis Description: 6010D ATL
Laboratory: Pace Analytical Services - Peachtree Corners, GA
Associated Lab Samples: 92756894001, 92756894002, 92756894003, 92756894004, 92756894005, 92756894006, 92756894007, 92756894008, 92756894009, 92756894010, 92756894011, 92756894012

METHOD BLANK: 4568098
Matrix: Water
Associated Lab Samples: 92756894001, 92756894002, 92756894003, 92756894004, 92756894005, 92756894006, 92756894007, 92756894008, 92756894009, 92756894010, 92756894011, 92756894012

Parameter	Units	Blank Result	Reporting Limit	MDL	Analyzed	Qualifiers
Iron	mg/L	ND	0.050	0.025	10/07/24 17:30	

LABORATORY CONTROL SAMPLE: 4568099

Parameter	Units	Spike Conc.	LCS Result	LCS % Rec	% Rec Limits	Qualifiers
Iron	mg/L	1	0.92	92	80-120	

MATRIX SPIKE & MATRIX SPIKE DUPLICATE: 4568100 4568101

Parameter	Units	92756894002 Result	MS Spike Conc.	MSD Spike Conc.	MS Result	MSD Result	MS % Rec	MSD % Rec	% Rec Limits	RPD	Max RPD	Qual
Iron	mg/L	3.7	1	1	4.8	4.7	108	97	75-125	2	20	

Results presented on this page are in the units indicated by the "Units" column except where an alternate unit is presented to the right of the result.

This report shall not be reproduced, except in full,
without the written consent of Pace Analytical Services, LLC.

Pace Analytical Services, LLC
9800 Kincey Ave. Suite 100
Huntersville, NC 28078
(704)875-9092

QUALITY CONTROL DATA

Project: Hammond AP-1_Week 2
Pace Project No.: 92756894

QC Batch: 886933
QC Batch Method: EPA 3005A
Analysis Method: EPA 6020B
Analysis Description: 6020 MET
Laboratory: Pace Analytical Services - Peachtree Corners, GA
Associated Lab Samples: 92756894001, 92756894002, 92756894003, 92756894004, 92756894005, 92756894006, 92756894007, 92756894008, 92756894009, 92756894010, 92756894011, 92756894012

METHOD BLANK: 4568094
Matrix: Water
Associated Lab Samples: 92756894001, 92756894002, 92756894003, 92756894004, 92756894005, 92756894006, 92756894007, 92756894008, 92756894009, 92756894010, 92756894011, 92756894012

Parameter	Units	Blank Result	Reporting Limit	MDL	Analyzed	Qualifiers
Arsenic	mg/L	ND	0.0050	0.00084	10/11/24 13:25	
Boron	mg/L	ND	0.040	0.012	10/09/24 17:46	
Molybdenum	mg/L	ND	0.010	0.00062	10/09/24 17:46	

LABORATORY CONTROL SAMPLE: 4568095

Parameter	Units	Spike Conc.	LCS Result	LCS % Rec	% Rec Limits	Qualifiers
Arsenic	mg/L	0.1	0.099	99	80-120	
Boron	mg/L	1	1.0	103	80-120	
Molybdenum	mg/L	0.1	0.098	98	80-120	

MATRIX SPIKE & MATRIX SPIKE DUPLICATE: 4568096 4568097

Parameter	Units	92756894001 Result	MS Spike Conc.	MSD Spike Conc.	MS Result	MSD Result	MS % Rec	MSD % Rec	% Rec Limits	RPD	Max RPD	Qual
Arsenic	mg/L	0.0062	0.1	0.1	0.11	0.11	102	103	75-125	1	20	
Boron	mg/L	0.61	1	1	1.6	1.7	102	106	75-125	2	20	
Molybdenum	mg/L	5.2J ug/L	0.1	0.1	0.098	0.098	92	93	75-125	1	20	

Results presented on this page are in the units indicated by the "Units" column except where an alternate unit is presented to the right of the result.

REPORT OF LABORATORY ANALYSIS

This report shall not be reproduced, except in full,
without the written consent of Pace Analytical Services, LLC.

Pace Analytical Services, LLC
9800 Kincey Ave. Suite 100
Huntersville, NC 28078
(704)875-9092

QUALIFIERS

Project: Hammond AP-1_Week 2
Pace Project No.: 92756894

DEFINITIONS

DF - Dilution Factor, if reported, represents the factor applied to the reported data due to dilution of the sample aliquot.

ND - Not Detected at or above adjusted reporting limit.

TNTC - Too Numerous To Count

J - Estimated concentration above the adjusted method detection limit and below the adjusted reporting limit.

MDL - Adjusted Method Detection Limit.

PQL - Practical Quantitation Limit.

RL - Reporting Limit - The lowest concentration value that meets project requirements for quantitative data with known precision and bias for a specific analyte in a specific matrix.

S - Surrogate

1,2-Diphenylhydrazine decomposes to and cannot be separated from Azobenzene using Method 8270. The result for each analyte is a combined concentration.

Consistent with EPA guidelines, unrounded data are displayed and have been used to calculate % recovery and RPD values.

LCS(D) - Laboratory Control Sample (Duplicate)

MS(D) - Matrix Spike (Duplicate)

DUP - Sample Duplicate

RPD - Relative Percent Difference

NC - Not Calculable.

SG - Silica Gel - Clean-Up

U - Indicates the compound was analyzed for, but not detected.

Acid preservation may not be appropriate for 2 Chloroethylvinyl ether.

A separate vial preserved to a pH of 4-5 is recommended in SW846 Chapter 4 for the analysis of Acrolein and Acrylonitrile by EPA Method 8260.

N-Nitrosodiphenylamine decomposes and cannot be separated from Diphenylamine using Method 8270. The result reported for each analyte is a combined concentration.

Reported results are not rounded until the final step prior to reporting. Therefore, calculated parameters that are typically reported as "Total" may vary slightly from the sum of the reported component parameters.

Pace Analytical is TNI accredited. Contact your Pace PM for the current list of accredited analytes.

TNI - The NELAC Institute.

ANALYTE QUALIFIERS

B	Analyte was detected in the associated method blank.

This report shall not be reproduced, except in full,
without the written consent of Pace Analytical Services, LLC.

Pace Analytical Services, LLC
9800 Kincey Ave. Suite 100
Huntersville, NC 28078
(704)875-9092

QUALITY CONTROL DATA CROSS REFERENCE TABLE

Project: Hammond AP-1_Week 2
Pace Project No.: 92756894

Lab ID	Sample ID	QC Batch Method	QC Batch	Analytical Method	Analytical Batch
92756894001	**HAM-PT-07**	EPA 3010A	886934	EPA 6010D	886973
92756894002	**HAM-PT-08**	EPA 3010A	886934	EPA 6010D	886973
92756894003	**HAM-PT-09**	EPA 3010A	886934	EPA 6010D	886973
92756894004	**HAM-PT-10**	EPA 3010A	886934	EPA 6010D	886973
92756894005	**HAM-PT-11**	EPA 3010A	886934	EPA 6010D	886973
92756894006	**HAM-PT-12**	EPA 3010A	886934	EPA 6010D	886973
92756894007	**HAM-PT-13**	EPA 3010A	886934	EPA 6010D	886973
92756894008	**HAM-PT-14**	EPA 3010A	886934	EPA 6010D	886973
92756894009	**HAM-PT-15**	EPA 3010A	886934	EPA 6010D	886973
92756894010	**HAM-AP1-EB-01**	EPA 3010A	886934	EPA 6010D	886973
92756894011	**HAM-AP1-FB-01**	EPA 3010A	886934	EPA 6010D	886973
92756894012	**HAM-AP1-FD-01**	EPA 3010A	886934	EPA 6010D	886973
92756894001	**HAM-PT-07**	EPA 3005A	886933	EPA 6020B	886977
92756894002	**HAM-PT-08**	EPA 3005A	886933	EPA 6020B	886977
92756894003	**HAM-PT-09**	EPA 3005A	886933	EPA 6020B	886977
92756894004	**HAM-PT-10**	EPA 3005A	886933	EPA 6020B	886977
92756894005	**HAM-PT-11**	EPA 3005A	886933	EPA 6020B	886977
92756894006	**HAM-PT-12**	EPA 3005A	886933	EPA 6020B	886977
92756894007	**HAM-PT-13**	EPA 3005A	886933	EPA 6020B	886977
92756894008	**HAM-PT-14**	EPA 3005A	886933	EPA 6020B	886977
92756894009	**HAM-PT-15**	EPA 3005A	886933	EPA 6020B	886977
92756894010	**HAM-AP1-EB-01**	EPA 3005A	886933	EPA 6020B	886977
92756894011	**HAM-AP1-FB-01**	EPA 3005A	886933	EPA 6020B	886977
92756894012	**HAM-AP1-FD-01**	EPA 3005A	886933	EPA 6020B	886977

This report shall not be reproduced, except in full,
without the written consent of Pace Analytical Services, LLC.

Pace Analytical

CHAIN-OF-CUSTODY / Analytical Request Docum

The Chain-of-Custody is a LEGAL DOCUMENT. All relevant fields must be completed accurat

WO# : 92756894

92756894

Section A Required Client Information:

Company:	GA Power
Address:	Atlanta, GA
Email To:	SCS Contacts
Phone:	Fax:
Requested Due Date/TAT:	10 Day

Section B Required Project Information:

Report To:	SCS Contacts
Copy To:	Geosyntec Contacts
Purchase Order No.:	GPC82474-0001
Project Name:	Hammond AP-1_Week 2
Project Number:	

Section C Invoice Information:

Attention:	Southern Co.
Company Name:	
Address:	
Pace Quote Reference:	
Pace Project Manager:	Bonnie Vang
Pace Profile #:	16483

REGULATORY AGENCY

☐ NPDES ☐ GROUND WATER ☐ DRINKING WATER

☐ UST ☐ RCRA ☑ OTHER CCR

Site Location STATE: GA

Section D Required Client Information

Valid Matrix Codes

MATRIX	CODE
DRINKING WATER	DW
WATER	WT
WASTE WATER	WW
PRODUCT	P
SOIL/SOLID	SL
OIL	OL
WIPE	WP
AIR	AR
OTHER	OT
TISSUE	TS

SAMPLE ID (A-Z, 0-9 / ,-) Sample IDs MUST BE UNIQUE

Requested Analysis Filtered (Y/N)

ITEM #	SAMPLE ID	MATRIX CODE (see valid codes to left)	SAMPLE TYPE (G=GRAB C=COMP)	COLLECTED COMPOSITE DATE	COLLECTED COMPOSITE TIME	COLLECTED COMPOSITE DATE	COLLECTED COMPOSITE TIME	SAMPLE TEMP AT COLLECTION	# OF CONTAINERS	Unpreserved	H_2SO_4	HNO_3	HCl	NaOH	$Na_2S_2O_3$	Methanol	Other	Analysis Test Y/N	Total 601/6022 B As Mo, Fe	Total 601/6022-B As Fe	Total 601/6022-B Mo, Fe	Residual Chlorine (Y/N)	Pace Project No./ Lab I.D.
1	HAM-PT-07	WG	G	10/1/2024	1431			21	1			-								X		N	
2	HAM-PT-08	WG	G	10/1/2024	1440			22	1			1								X		N	
3	HAM-PT-09	WG	G	10/2/2024	1221			21	1			1									X	N	
4	HAM-PT-10	WG	G	10/2/2024	1210			22	1			1									X	N	
5	HAM-PT-11	WG	G	10/2/2024	1006			21	1			1									X	N	
6	HAM-PT-12	WG	G	10/2/2024	1030			21	1			1									X	N	
7	HAM-PT-13	WG	G	10/1/2024	1215			21	1			1								X		N	
8	HAM-PT-14	WG	G	10/1/2024	1120			19	1			1								X		N	
9	HAM-PT-15	WG	G	10/1/2024	1725			21	1			1								X		N	
10	HAM-AP1-EB-01	WG	G	10/2/2024	1345			21	1			1							X			N	
11	HAM-AP1-FB-01	WG	G	10/2/2024	1340			21	1			1							X			N	
12	HAM-AP1-FD-01	WG	G	10/2/2024	0000			21	1			1							X			N	

ADDITIONAL COMMENTS	RELINQUISHED BY / AFFILIATION	DATE	TIME	ACCEPTED BY / AFFILIATION	DATE	TIME
Task Code: HAM-CCR-CA-20241001	Zain Webb / Geosyntec	10-3-24	1050	Ryan William / Pace	10/3/2024	1060
	Ryan William / Pace	10/3/2024	1525	[illegible]	10/3/24	1525

SAMPLE CONDITIONS: Temp in °C | Received on Ice (Y/N) | Custody Sealed Cooler (Y/N) | Samples Intact (Y/N)

SAMPLER NAME AND SIGNATURE

PRINT Name of SAMPLER: Zain Webb, Elisabeth Russell / Geosyntec Consultants, Inc.

SIGNATURE of SAMPLER: [signature] DATE Signed (MM/DD/YY): 10/3/24

*Important Note: By signing this form you are accepting Pace's NET 30 day payment terms and agreeing to late charges of 1.5% per month for any invoices not paid within 30 days.

F-ALL-Q-020rev.07, 15-Feb-2007

Pace	DC#_Title: ENV-FRM-HUN1-0083 v05_Sample Condition Upon Receipt
	Effective Date: 05/24/2024

Laboratory receiving samples:
Asheville ☐ Eden ☐ Greenwood ☐ Huntersville ☐ Raleigh ☐ Mechanicsville ☐ Atlanta ☒ Kernersville ☐

Sample Condition Upon Receipt

Client Name: Gt Power

Project #: **WO#: 92756894**
PM: BV Due Date: 10/18/24
CLIENT: 92- GP-HAM

Courier: ☐ Fed Ex ☐ UPS ☐ USPS ☐ Client ☐ Commercial ☒ Pace ☐ Other:____

Custody Seal Present? ☐ Yes ☐ No **Seals Intact?** ☐ Yes ☐ No ☒ N/A

Date/Initials Person Examining Contents: MSm

Packing Material: ☒ Bubble Wrap ☐ Bubble Bags ☐ None ☐ Other

Biological Tissue Frozen? ☐ Yes ☐ No ☒ N/A

Thermometer: ☐ IR Gun ID: 214

Type of Ice: ☒ Wet ☐ Blue ☐ None

Cooler Temp: 5.3 **Correction Factor:** Add/Subtract (°C) 0

Temp should be above freezing to 6°C
☐ Samples out of temp criteria. Samples on ice, cooling process has begun

Cooler Temp Corrected (°C): 5.3

USDA Regulated Soil (☐ N/A, water sample)
Did samples originate in a quarantine zone within the United States: CA, NY, or SC (check maps)? ☐ Yes ☐ No

Did samples originate from a foreign source (internationally, including Hawaii and Puerto Rico)? ☐ Yes ☐ No

				Comments/Discrepancy:
Chain of Custody Present?	☒ Yes	☐ No	☐ N/A	1.
Samples Arrived within Hold Time?	☒ Yes	☐ No	☐ N/A	2.
Short Hold Time Analysis (<72 hr.)?	☐ Yes	☒ No	☐ N/A	3.
Rush Turn Around Time Requested?	☐ Yes	☒ No	☐ N/A	4.
Sufficient Volume?	☒ Yes	☐ No	☐ N/A	5.
Correct Containers Used?	☒ Yes	☐ No	☐ N/A	6.
-Pace Containers Used?	☒ Yes	☐ No	☐ N/A	
Containers Intact?	☒ Yes	☐ No	☐ N/A	7.
Dissolved analysis: Samples Field Filtered?	☐ Yes	☐ No	☒ N/A	8.
Sample Labels Match COC?	☒ Yes	☐ No	☐ N/A	9.
-Includes Date/Time/ID/Analysis Matrix: WG				
Headspace in VOA Vials (>5-6mm)?	☐ Yes	☐ No	☒ N/A	10.
Trip Blank Present?	☐ Yes	☐ No	☒ N/A	11.
Trip Blank Custody Seals Present?	☐ Yes	☐ No	☒ N/A	

COMMENTS/SAMPLE DISCREPANCY

Field Data Required? ☐ Yes ☐ No

Lot ID of split containers:

CLIENT NOTIFICATION/RESOLUTION

Person contacted: _____ Date/Time: _____

Project Manager SCURF Review: _____ **Date:** _____

Project Manager SRF Review: _____ **Date:** _____

Pace ANALYTICAL SERVICES

DC#_Title: ENV-FRM-HUN1-0083 v05_Sample Condition Upon Receipt

Effective Date: 05/24/2024

WO#: 92756894

PM: BV **Due Date: 10/18/24**

CLIENT: 92- GP-HAM

*Check mark top half of box if pH and/or dechlorination is verified and within the acceptance range for preservation samples.

Exceptions: VOA, Coliform, TOC, Oil and Grease, DRO/8015 (water) DOC, LLHg

**Bottom half of box is to list number of bottles

***Check all unpreserved Nitrates for chlorine

Project #

Laboratory Receiving Location: Asheville ☐ Eden ☐ Greenwood ☐ Huntersville ☐ Raleigh ☐ Mechanicsville ☐ Atlanta ☐ Kernersville ☐

Client GA Power Profile/EZ (Circle one) 16483 Notes

Item#	BP4U-125 mL Plastic Unpreserved (N/A) (Cl-)	BP3U-250 mL Plastic Unpreserved (N/A)	BP2U-500 mL Plastic Unpreserved (N/A)	BP1U-1 liter Plastic Unpreserved (N/A)		BP4S-125 mL Plastic H2SO4 (pH < 2) (Cl-)	BP3N-250 mL plastic HNO3 (pH < 2)	BP4Z-125 mL Plastic ZN Acetate & NaOH (>9)	BP4B-125 mL Plastic NaOH (pH > 12) (Cl-)	WGFU-Wide-mouthed Glass jar Unpreserved	AG1U-1 liter Amber Unpreserved (N/A) (Cl-)	AG1H-1 liter Amber HCl (pH < 2)	AG3U-250 mL Amber Unpreserved (N/A) (Cl-)	AG1S-1 liter Amber H2SO4 (pH < 2)	AG3S-250 mL Amber H2SO4 (pH < 2)	DG94-40 mL Amber NH4Cl (N/A)(Cl-)	DG9H-40 mL VOA HCl (N/A)	VG9T-40 mL VOA Na2S2O3 (N/A)	VG9U-40 mL VOA Unpreserved (N/A)	DG9V-40 mL VOA H3PO4 (N/A)	KP7U-50 mL Plastic Unpreserved (N/A)	V/GK (3 vials per kit)-VPH/Gas kit (N/A)	SP5T-125 mL Sterile Plastic (N/A – lab)	SP2T-250 mL Sterile Plastic (N/A – lab)		BP3R-250 mL Plastic (NH2)2SO4 (9.3-9.7)	AG0U-100 mL Amber Unpreserved (N/A) (Cl-)	VSGU-20 mL Scintillation vials (N/A)	DG9U-40 mL Amber Unpreserved vials (N/A)
CC							GA																						
1							1																						
2							1																						
3							1																						
4							1																						
5							1																						
6							1																						
7							1																						
8							1																						
9							1																						
10							1																						
11							1																						
12							1																						

pH Adjustment Log for Preserved Samples

Sample ID	Type of Preservative	pH upon receipt	Date preservation adjusted	Time preservation adjusted	Amount of Preservative added	Lot #

Note: Whenever there is a discrepancy affecting North Carolina compliance samples, a copy of this form will be sent to the North Carolina DENR Certification Office (i.e. Out of hold, incorrect preservative, out of temp, incorrect containers.

Pace Analytical Services, LLC
9800 Kincey Ave. Suite 100
Huntersville, NC 28078
(704)875-9092

October 29, 2024

Kristen Jurinko
Southern Company
241 Ralph McGill Blvd NE
Bin 10160
Atlanta, GA 30308

RE: Project: Hammond AP-1_Week 3
Pace Project No.: 92757972

Dear Kristen Jurinko:

Enclosed are the analytical results for sample(s) received by the laboratory on October 10, 2024. The results relate only to the samples included in this report. Results reported herein conform to the applicable TNI/NELAC Standards and the laboratory's Quality Manual, where applicable, unless otherwise noted in the body of the report.

The test results provided in this final report were generated by each of the following laboratories within the Pace Network:

- Pace Analytical Services - Duluth, MN
- Pace Analytical Services - Peachtree Corners, GA
- Pace Analytical Services - Minneapolis

If you have any questions concerning this report, please feel free to contact me.

Sincerely,

Bonnie Vang

Bonnie Vang
bonnie.vang@pacelabs.com
704-977-0968
Project Manager

Enclosures

cc: Kip Gray, Geosyntec
Christine Hug, Geosyntec Consultants, Inc.
Thomas Kessler, Geosyntec Consultants
Whitney Law, Geosyntec Consultants
Laura Midkiff, Southern Company
Caroline Nelson, Geosyntec Consultants, Inc
Jamie Newsome, Geosyntec Consultants
Zain Webb, Geosyntec Consultants

This report shall not be reproduced, except in full,
without the written consent of Pace Analytical Services, LLC.

Pace Analytical Services, LLC
9800 Kincey Ave. Suite 100
Huntersville, NC 28078
(704)875-9092

CERTIFICATIONS

Project: Hammond AP-1_Week 3
Pace Project No.: 92757972

Pace Analytical Services, LLC - Minneapolis MN

1700 Elm Street SE, Minneapolis, MN 55414
Alabama Certification #: 40770
Alaska Contaminated Sites Certification #: 17-009
Alaska DW Certification #: MN00064
Arizona Certification #: AZ0014
Arkansas DW Certification #: MN00064
Arkansas WW Certification #: 88-0680
California Certification #: 2929
Colorado Certification #: MN00064
Connecticut Certification #: PH-0256
DoD Certification via A2LA #: 2926.01
EPA Region 8 Tribal Water Systems+Wyoming DW Certification #: via MN 027-053-137
Florida Certification #: E87605
Georgia Certification #: 959
GMP+ Certification #: GMP050884
Hawaii Certification #: MN00064
Idaho Certification #: MN00064
Illinois Certification #: 200011
Indiana Certification #: C-MN-01
Iowa Certification #: 368
ISO/IEC 17025 Certification via A2LA #: 2926.01
Kansas Certification #: E-10167
Kentucky DW Certification #: 90062
Kentucky WW Certification #: 90062
Louisiana DEQ Certification #: AI-03086
Louisiana DW Certification #: MN00064
Maine Certification #: MN00064
Maryland Certification #: 322
Michigan Certification #: 9909
Minnesota Certification #: 027-053-137
Minnesota Dept of Ag Approval: via MN 027-053-137
Minnesota Petrofund Registration #: 1240
Mississippi Certification #: MN00064
Missouri Certification #: 10100
Montana Certification #: CERT0092
Nebraska Certification #: NE-OS-18-06
Nevada Certification #: MN00064
New Hampshire Certification #: 2081
New Jersey Certification #: MN002
New York Certification #: 11647
North Carolina DW Certification #: 27700
North Carolina WW Certification #: 530
North Dakota Certification (A2LA) #: R-036
North Dakota Certification (MN) #: R-036
Ohio DW Certification #: 41244
Ohio VAP Certification (1700) #: CL101
Oklahoma Certification #: 9507
Oregon Primary Certification #: MN300001
Oregon Secondary Certification #: MN200001
Pennsylvania Certification #: 68-00563
Puerto Rico Certification #: MN00064
South Carolina Certification #:74003001
Tennessee Certification #: TN02818
Texas Certification #: T104704192
Utah Certification #: MN00064
Vermont Certification #: VT-027053137
Virginia Certification #: 460163
Washington Certification #: C486
West Virginia DEP Certification #: 382
West Virginia DW Certification #: 9952 C
Wisconsin Certification #: 999407970
Wyoming UST Certification via A2LA #: 2926.01
USDA Permit #: P330-19-00208

Pace Analytical Services, LLC - Duluth MN

4730 Oneota Street, Duluth, MN 55807
Minnesota Certification #: 027-137-152
Minnesota Dept of Ag Approval: via Minnesota 027-137-152
Minnesota Petrofund Registration #: 1240
North Dakota Certification #: R-105
Wisconsin Certification #: 999446800
Wisconsin Dept of Ag Certification #: 480341

Pace Analytical Services Peachtree Corners

110 Technology Pkwy, Peachtree Corners, GA 30092
Florida DOH Certification #: E87315
Georgia DW Inorganics Certification #: 812
North Carolina Certification #: 381
South Carolina Certification #: 98011001
Virginia Certification #: 460204

This report shall not be reproduced, except in full,
without the written consent of Pace Analytical Services, LLC.

Pace Analytical Services, LLC
9800 Kincey Ave. Suite 100
Huntersville, NC 28078
(704)875-9092

SAMPLE SUMMARY

Project: Hammond AP-1_Week 3
Pace Project No.: 92757972

Lab ID	Sample ID	Matrix	Date Collected	Date Received
92757972001	**HAM-PT-07**	Water	10/08/24 15:13	10/10/24 11:15
92757972002	**HAM-PT-08**	Water	10/08/24 12:45	10/10/24 11:15
92757972003	**HAM-PT-09**	Water	10/09/24 12:40	10/10/24 11:15
92757972004	**HAM-PT-10**	Water	10/09/24 13:44	10/10/24 11:15
92757972005	**HAM-PT-11**	Water	10/09/24 10:07	10/10/24 11:15
92757972006	**HAM-PT-12**	Water	10/09/24 10:40	10/10/24 11:15
92757972007	**HAM-PT-13**	Water	10/08/24 13:00	10/10/24 11:15
92757972008	**HAM-PT-14**	Water	10/08/24 15:30	10/10/24 11:15
92757972009	**HAM-PT-15**	Water	10/08/24 17:04	10/10/24 11:15
92757972010	**HAM-AP1-EB-01**	Water	10/09/24 15:00	10/10/24 11:15
92757972011	**HAM-AP1-FB-01**	Water	10/09/24 15:05	10/10/24 11:15
92757972012	**HAM-AP1-FD-01**	Water	10/08/24 00:00	10/10/24 11:15

This report shall not be reproduced, except in full,
without the written consent of Pace Analytical Services, LLC.

Pace Analytical Services, LLC
9800 Kincey Ave. Suite 100
Huntersville, NC 28078
(704)875-9092

SAMPLE ANALYTE COUNT

Project: Hammond AP-1_Week 3
Pace Project No.: 92757972

Lab ID	Sample ID	Method	Analysts	Analytes Reported	Laboratory
92757972001	**HAM-PT-07**	EPA 300.0	JA2	3	PASI-DU
		SM 4500-S2 D-2011	DW3	1	PASI-DU
		EPA 6010D	MJS2	6	PASI-GA
		EPA 6020B	CW1	13	PASI-GA
		EPA 7470A	VB	1	PASI-GA
		SM 2540C-2015	DL1	1	PASI-GA
		SM 2320B	KEO	3	PASI-M
92757972002	**HAM-PT-08**	EPA 300.0	JA2	3	PASI-DU
		SM 4500-S2 D-2011	DW3	1	PASI-DU
		EPA 6010D	MJS2	6	PASI-GA
		EPA 6020B	CW1	13	PASI-GA
		EPA 7470A	VB	1	PASI-GA
		SM 2540C-2015	DL1	1	PASI-GA
		SM 2320B	KEO	3	PASI-M
92757972003	**HAM-PT-09**	EPA 300.0	JA2	3	PASI-DU
		SM 4500-S2 D-2011	DW3	1	PASI-DU
		EPA 6010D	MJS2	6	PASI-GA
		EPA 6020B	CW1	13	PASI-GA
		EPA 7470A	VB	1	PASI-GA
		SM 2540C-2015	DL1	1	PASI-GA
		SM 2320B	KEO	3	PASI-M
92757972004	**HAM-PT-10**	EPA 300.0	JA2	3	PASI-DU
		SM 4500-S2 D-2011	DW3	1	PASI-DU
		EPA 6010D	MJS2	6	PASI-GA
		EPA 6020B	CW1	13	PASI-GA
		EPA 7470A	VB	1	PASI-GA
		SM 2540C-2015	DL1	1	PASI-GA
		SM 2320B	KEO	3	PASI-M
92757972005	**HAM-PT-11**	EPA 300.0	JA2	3	PASI-DU
		SM 4500-S2 D-2011	DW3	1	PASI-DU
		EPA 6010D	MJS2	6	PASI-GA
		EPA 6020B	CW1	13	PASI-GA
		EPA 7470A	VB	1	PASI-GA
		SM 2540C-2015	DL1	1	PASI-GA
		SM 2320B	KEO	3	PASI-M
92757972006	**HAM-PT-12**	EPA 300.0	JA2	3	PASI-DU
		SM 4500-S2 D-2011	DW3	1	PASI-DU

This report shall not be reproduced, except in full,
without the written consent of Pace Analytical Services, LLC.

Pace Analytical Services, LLC
9800 Kincey Ave. Suite 100
Huntersville, NC 28078
(704)875-9092

SAMPLE ANALYTE COUNT

Project: Hammond AP-1_Week 3
Pace Project No.: 92757972

Lab ID	Sample ID	Method	Analysts	Analytes Reported	Laboratory
		EPA 6010D	MJS2	6	PASI-GA
		EPA 6020B	CW1	13	PASI-GA
		EPA 7470A	VB	1	PASI-GA
		SM 2540C-2015	DL1	1	PASI-GA
		SM 2320B	KEO	3	PASI-M
92757972007	**HAM-PT-13**	EPA 300.0	JA2	3	PASI-DU
		SM 4500-S2 D-2011	DW3	1	PASI-DU
		EPA 6010D	MJS2	6	PASI-GA
		EPA 6020B	CW1	13	PASI-GA
		EPA 7470A	VB	1	PASI-GA
		SM 2540C-2015	DL1	1	PASI-GA
		SM 2320B	KEO	3	PASI-M
92757972008	**HAM-PT-14**	EPA 300.0	JA2	3	PASI-DU
		SM 4500-S2 D-2011	DW3	1	PASI-DU
		EPA 6010D	MJS2	6	PASI-GA
		EPA 6020B	CW1	13	PASI-GA
		EPA 7470A	VB	1	PASI-GA
		SM 2540C-2015	DL1	1	PASI-GA
		SM 2320B	KEO	3	PASI-M
92757972009	**HAM-PT-15**	EPA 300.0	JA2	3	PASI-DU
		SM 4500-S2 D-2011	DW3	1	PASI-DU
		EPA 6010D	MJS2	6	PASI-GA
		EPA 6020B	CW1	13	PASI-GA
		EPA 7470A	VB	1	PASI-GA
		SM 2540C-2015	DL1	1	PASI-GA
		SM 2320B	KEO	3	PASI-M
92757972010	**HAM-AP1-EB-01**	EPA 300.0	JA2	3	PASI-DU
		SM 4500-S2 D-2011	DW3	1	PASI-DU
		EPA 6010D	MJS2	6	PASI-GA
		EPA 6020B	CW1	13	PASI-GA
		EPA 7470A	VB	1	PASI-GA
		SM 2540C-2015	DL1	1	PASI-GA
		SM 2320B	KEO	3	PASI-M
92757972011	**HAM-AP1-FB-01**	EPA 300.0	JA2	3	PASI-DU
		SM 4500-S2 D-2011	DW3	1	PASI-DU
		EPA 6010D	MJS2	6	PASI-GA
		EPA 6020B	CW1	13	PASI-GA

This report shall not be reproduced, except in full,
without the written consent of Pace Analytical Services, LLC.

Pace Analytical Services, LLC
9800 Kincey Ave. Suite 100
Huntersville, NC 28078
(704)875-9092

SAMPLE ANALYTE COUNT

Project: Hammond AP-1_Week 3
Pace Project No.: 92757972

Lab ID	Sample ID	Method	Analysts	Analytes Reported	Laboratory
		EPA 7470A	VB	1	PASI-GA
		SM 2540C-2015	DL1	1	PASI-GA
		SM 2320B	KEO	3	PASI-M
92757972012	**HAM-AP1-FD-01**	EPA 300.0	JA2	3	PASI-DU
		SM 4500-S2 D-2011	DW3	1	PASI-DU
		EPA 6010D	MJS2	6	PASI-GA
		EPA 6020B	CW1	13	PASI-GA
		EPA 7470A	VB	1	PASI-GA
		SM 2540C-2015	DL1	1	PASI-GA
		SM 2320B	KEO	3	PASI-M

PASI-DU = Pace Analytical Services - Duluth, MN
PASI-GA = Pace Analytical Services - Peachtree Corners, GA
PASI-M = Pace Analytical Services - Minneapolis

This report shall not be reproduced, except in full,
without the written consent of Pace Analytical Services, LLC.

Pace Analytical Services, LLC
9800 Kincey Ave. Suite 100
Huntersville, NC 28078
(704)875-9092

SUMMARY OF DETECTION

Project: Hammond AP-1_Week 3
Pace Project No.: 92757972

Lab Sample ID Method	Client Sample ID Parameters	Result	Units	Report Limit	Analyzed	Qualifiers
92757972001	**HAM-PT-07**					
EPA 300.0	Chloride	18.6	mg/L	1.0	10/26/24 08:26	
EPA 300.0	Fluoride	0.30	mg/L	0.050	10/26/24 08:26	
EPA 300.0	Sulfate	238	mg/L	1.0	10/26/24 08:26	
EPA 6010D	Iron	3.2	mg/L	0.040	10/12/24 13:51	
EPA 6010D	Manganese	2.8	mg/L	0.040	10/12/24 13:51	
EPA 6010D	Potassium	5.6	mg/L	0.50	10/12/24 13:51	
EPA 6010D	Sodium	10.5	mg/L	1.0	10/13/24 13:15	
EPA 6010D	Calcium	108	mg/L	1.0	10/12/24 13:51	
EPA 6010D	Magnesium	17.0	mg/L	0.050	10/12/24 13:51	
EPA 6020B	Arsenic	0.025	mg/L	0.0050	10/14/24 20:32	
EPA 6020B	Barium	0.051	mg/L	0.0050	10/14/24 20:32	
EPA 6020B	Beryllium	0.00014J	mg/L	0.00050	10/14/24 20:32	
EPA 6020B	Boron	0.54	mg/L	0.040	10/14/24 20:32	
EPA 6020B	Cadmium	0.00016J	mg/L	0.00050	10/14/24 20:32	
EPA 6020B	Cobalt	0.033	mg/L	0.0050	10/15/24 19:56	
EPA 6020B	Lithium	0.051	mg/L	0.030	10/14/24 20:32	
EPA 6020B	Molybdenum	0.0045J	mg/L	0.010	10/14/24 20:32	
EPA 7470A	Mercury	0.00018J	mg/L	0.00020	10/16/24 13:37	
SM 2540C-2015	Total Dissolved Solids	548	mg/L	25.0	10/14/24 12:28	
SM 2320B	Alkalinity, Total as CaCO3	149	mg/L	5.0	10/17/24 13:07	
SM 2320B	Alkalinity,Bicarbonate (CaCO3)	149	mg/L	5.0	10/17/24 13:07	
92757972002	**HAM-PT-08**					
EPA 300.0	Chloride	18.1	mg/L	1.0	10/26/24 09:11	
EPA 300.0	Fluoride	0.23	mg/L	0.050	10/26/24 09:11	
EPA 300.0	Sulfate	242	mg/L	1.0	10/26/24 09:11	
EPA 6010D	Iron	2.8	mg/L	0.040	10/12/24 13:54	
EPA 6010D	Manganese	2.2	mg/L	0.040	10/12/24 13:54	
EPA 6010D	Potassium	5.7	mg/L	0.50	10/12/24 13:54	
EPA 6010D	Sodium	9.9	mg/L	1.0	10/13/24 13:19	
EPA 6010D	Calcium	106	mg/L	1.0	10/12/24 13:54	
EPA 6010D	Magnesium	15.4	mg/L	0.050	10/12/24 13:54	
EPA 6020B	Arsenic	0.066	mg/L	0.0050	10/14/24 20:36	
EPA 6020B	Barium	0.051	mg/L	0.0050	10/14/24 20:36	
EPA 6020B	Boron	0.58	mg/L	0.040	10/14/24 20:36	
EPA 6020B	Cadmium	0.00011J	mg/L	0.00050	10/14/24 20:36	
EPA 6020B	Cobalt	0.021	mg/L	0.0050	10/15/24 20:00	
EPA 6020B	Lithium	0.035	mg/L	0.030	10/14/24 20:36	
EPA 6020B	Molybdenum	0.0086J	mg/L	0.010	10/14/24 20:36	
SM 2540C-2015	Total Dissolved Solids	524	mg/L	25.0	10/14/24 12:29	
SM 2320B	Alkalinity, Total as CaCO3	114	mg/L	5.0	10/17/24 12:43	
SM 2320B	Alkalinity,Bicarbonate (CaCO3)	114	mg/L	5.0	10/17/24 12:43	
92757972003	**HAM-PT-09**					
EPA 300.0	Chloride	45.9	mg/L	1.0	10/26/24 10:27	
EPA 300.0	Fluoride	0.39	mg/L	0.050	10/26/24 10:27	
EPA 300.0	Sulfate	200	mg/L	1.0	10/26/24 10:27	
EPA 6010D	Iron	0.073	mg/L	0.040	10/12/24 13:57	

This report shall not be reproduced, except in full,
without the written consent of Pace Analytical Services, LLC.

Pace Analytical Services, LLC
9800 Kincey Ave. Suite 100
Huntersville, NC 28078
(704)875-9092

SUMMARY OF DETECTION

Project: Hammond AP-1_Week 3
Pace Project No.: 92757972

Lab Sample ID Method	Client Sample ID Parameters	Result	Units	Report Limit	Analyzed	Qualifiers
92757972003	**HAM-PT-09**					
EPA 6010D	Manganese	0.58	mg/L	0.040	10/12/24 13:57	
EPA 6010D	Potassium	6.0	mg/L	0.50	10/12/24 13:57	
EPA 6010D	Sodium	9.5	mg/L	1.0	10/13/24 13:22	
EPA 6010D	Calcium	92.4	mg/L	1.0	10/12/24 13:57	
EPA 6010D	Magnesium	25.3	mg/L	0.050	10/12/24 13:57	
EPA 6020B	Barium	0.073	mg/L	0.0050	10/14/24 20:40	
EPA 6020B	Boron	1.4	mg/L	0.040	10/14/24 20:40	
EPA 6020B	Cadmium	0.00018J	mg/L	0.00050	10/14/24 20:40	
EPA 6020B	Cobalt	0.0040J	mg/L	0.0050	10/15/24 20:11	
EPA 6020B	Lithium	0.0021J	mg/L	0.030	10/14/24 20:40	
EPA 6020B	Molybdenum	0.18	mg/L	0.010	10/14/24 20:40	
SM 2540C-2015	Total Dissolved Solids	493	mg/L	25.0	10/14/24 12:35	
SM 2320B	Alkalinity, Total as CaCO3	123	mg/L	5.0	10/17/24 13:42	
SM 2320B	Alkalinity,Bicarbonate (CaCO3)	123	mg/L	5.0	10/17/24 13:42	
92757972004	**HAM-PT-10**					
EPA 300.0	Chloride	50.0	mg/L	1.0	10/26/24 10:42	
EPA 300.0	Fluoride	0.29	mg/L	0.050	10/26/24 10:42	
EPA 300.0	Sulfate	165	mg/L	1.0	10/26/24 10:42	
EPA 6010D	Iron	0.12	mg/L	0.040	10/12/24 14:02	
EPA 6010D	Manganese	0.60	mg/L	0.040	10/12/24 14:02	
EPA 6010D	Potassium	7.0	mg/L	0.50	10/12/24 14:02	
EPA 6010D	Sodium	9.1	mg/L	1.0	10/13/24 13:26	
EPA 6010D	Calcium	109	mg/L	1.0	10/12/24 14:02	
EPA 6010D	Magnesium	14.1	mg/L	0.050	10/12/24 14:02	
EPA 6020B	Barium	0.054	mg/L	0.0050	10/14/24 20:45	
EPA 6020B	Boron	1.6	mg/L	0.040	10/14/24 20:45	
EPA 6020B	Cobalt	0.0013J	mg/L	0.0050	10/15/24 20:15	
EPA 6020B	Molybdenum	0.18	mg/L	0.010	10/14/24 20:45	
SM 2540C-2015	Total Dissolved Solids	484	mg/L	25.0	10/14/24 12:36	
SM 2320B	Alkalinity, Total as CaCO3	141	mg/L	5.0	10/17/24 13:47	
SM 2320B	Alkalinity,Bicarbonate (CaCO3)	141	mg/L	5.0	10/17/24 13:47	
92757972005	**HAM-PT-11**					
EPA 300.0	Chloride	37.6	mg/L	1.0	10/26/24 10:57	
EPA 300.0	Fluoride	0.32	mg/L	0.050	10/26/24 10:57	
EPA 300.0	Sulfate	211	mg/L	1.0	10/26/24 10:57	
EPA 6010D	Iron	0.24	mg/L	0.040	10/12/24 14:06	
EPA 6010D	Manganese	1.1	mg/L	0.040	10/12/24 14:06	
EPA 6010D	Potassium	5.7	mg/L	0.50	10/12/24 14:06	
EPA 6010D	Sodium	7.8	mg/L	1.0	10/13/24 13:30	
EPA 6010D	Calcium	91.9	mg/L	1.0	10/12/24 14:06	
EPA 6010D	Magnesium	21.6	mg/L	0.050	10/12/24 14:06	
EPA 6020B	Arsenic	0.0014J	mg/L	0.0050	10/24/24 12:53	
EPA 6020B	Barium	0.067	mg/L	0.0050	10/24/24 12:53	
EPA 6020B	Boron	1.5	mg/L	0.040	10/24/24 12:53	
EPA 6020B	Cadmium	0.00017J	mg/L	0.00050	10/24/24 12:53	
EPA 6020B	Cobalt	0.015	mg/L	0.0050	10/24/24 12:53	

This report shall not be reproduced, except in full,
without the written consent of Pace Analytical Services, LLC.

Pace Analytical Services, LLC
9800 Kincey Ave. Suite 100
Huntersville, NC 28078
(704)875-9092

SUMMARY OF DETECTION

Project: Hammond AP-1_Week 3
Pace Project No.: 92757972

Lab Sample ID Method	Client Sample ID Parameters	Result	Units	Report Limit	Analyzed	Qualifiers
92757972005	**HAM-PT-11**					
EPA 6020B	Lithium	0.0057J	mg/L	0.030	10/24/24 12:53	
EPA 6020B	Molybdenum	0.066	mg/L	0.010	10/24/24 12:53	
SM 2540C-2015	Total Dissolved Solids	496	mg/L	25.0	10/14/24 12:36	
SM 2320B	Alkalinity, Total as CaCO3	108	mg/L	5.0	10/17/24 13:32	
SM 2320B	Alkalinity,Bicarbonate (CaCO3)	108	mg/L	5.0	10/17/24 13:32	
92757972006	**HAM-PT-12**					
EPA 300.0	Chloride	41.9	mg/L	1.0	10/26/24 11:12	
EPA 300.0	Fluoride	0.32	mg/L	0.050	10/26/24 11:12	
EPA 300.0	Sulfate	203	mg/L	1.0	10/26/24 11:12	
EPA 6010D	Iron	0.091	mg/L	0.040	10/12/24 14:10	
EPA 6010D	Manganese	1.1	mg/L	0.040	10/12/24 14:10	
EPA 6010D	Potassium	5.6	mg/L	0.50	10/12/24 14:10	
EPA 6010D	Sodium	7.8	mg/L	1.0	10/13/24 13:35	
EPA 6010D	Calcium	87.3	mg/L	1.0	10/12/24 14:10	
EPA 6010D	Magnesium	24.8	mg/L	0.050	10/12/24 14:10	
EPA 6020B	Antimony	0.0022J	mg/L	0.0030	10/24/24 13:10	B
EPA 6020B	Arsenic	0.0015J	mg/L	0.0050	10/24/24 13:10	
EPA 6020B	Barium	0.071	mg/L	0.0050	10/24/24 13:10	
EPA 6020B	Boron	1.3	mg/L	0.040	10/24/24 13:10	
EPA 6020B	Cadmium	0.00031J	mg/L	0.00050	10/24/24 13:10	
EPA 6020B	Cobalt	0.0044J	mg/L	0.0050	10/24/24 13:10	
EPA 6020B	Lead	0.00074J	mg/L	0.0010	10/24/24 13:10	
EPA 6020B	Lithium	0.0029J	mg/L	0.030	10/24/24 13:10	
EPA 6020B	Molybdenum	0.18	mg/L	0.010	10/24/24 13:10	
SM 2540C-2015	Total Dissolved Solids	485	mg/L	25.0	10/14/24 12:36	
SM 2320B	Alkalinity, Total as CaCO3	113	mg/L	5.0	10/17/24 13:37	
SM 2320B	Alkalinity,Bicarbonate (CaCO3)	113	mg/L	5.0	10/17/24 13:37	
92757972007	**HAM-PT-13**					
EPA 300.0	Chloride	18.8	mg/L	1.0	10/26/24 11:27	
EPA 300.0	Fluoride	0.35	mg/L	0.050	10/26/24 11:27	
EPA 300.0	Sulfate	254	mg/L	1.0	10/26/24 11:27	
EPA 6010D	Iron	6.6	mg/L	0.040	10/13/24 20:41	
EPA 6010D	Manganese	3.2	mg/L	0.040	10/13/24 20:41	
EPA 6010D	Potassium	5.7	mg/L	0.50	10/13/24 20:41	
EPA 6010D	Sodium	10.7	mg/L	1.0	10/13/24 20:41	
EPA 6010D	Calcium	114	mg/L	1.0	10/13/24 20:41	M1
EPA 6010D	Magnesium	16.2	mg/L	0.050	10/13/24 20:41	M1
EPA 6020B	Antimony	0.00066J	mg/L	0.0030	10/24/24 13:14	B
EPA 6020B	Arsenic	0.033	mg/L	0.0050	10/24/24 13:14	
EPA 6020B	Barium	0.050	mg/L	0.0050	10/24/24 13:14	
EPA 6020B	Boron	0.54	mg/L	0.040	10/24/24 13:14	
EPA 6020B	Cobalt	0.025	mg/L	0.0050	10/24/24 13:14	
EPA 6020B	Lithium	0.053	mg/L	0.030	10/24/24 13:14	
EPA 6020B	Molybdenum	0.0043J	mg/L	0.010	10/24/24 13:14	
SM 2540C-2015	Total Dissolved Solids	562	mg/L	25.0	10/14/24 12:29	
SM 2320B	Alkalinity, Total as CaCO3	132	mg/L	5.0	10/17/24 13:01	

This report shall not be reproduced, except in full,
without the written consent of Pace Analytical Services, LLC.

Pace Analytical Services, LLC
9800 Kincey Ave. Suite 100
Huntersville, NC 28078
(704)875-9092

SUMMARY OF DETECTION

Project: Hammond AP-1_Week 3
Pace Project No.: 92757972

Lab Sample ID Method	Client Sample ID Parameters	Result	Units	Report Limit	Analyzed	Qualifiers
92757972007	**HAM-PT-13**					
SM 2320B	Alkalinity,Bicarbonate (CaCO3)	132	mg/L	5.0	10/17/24 13:01	
92757972008	**HAM-PT-14**					
EPA 300.0	Chloride	20.4	mg/L	1.0	10/26/24 11:42	
EPA 300.0	Fluoride	0.27	mg/L	0.050	10/26/24 11:42	
EPA 300.0	Sulfate	249	mg/L	1.0	10/26/24 11:42	
EPA 6010D	Iron	13.7	mg/L	0.040	10/13/24 20:54	
EPA 6010D	Manganese	2.8	mg/L	0.040	10/13/24 20:54	
EPA 6010D	Potassium	6.1	mg/L	0.50	10/13/24 20:54	
EPA 6010D	Sodium	11.1	mg/L	1.0	10/13/24 20:54	
EPA 6010D	Calcium	116	mg/L	1.0	10/13/24 20:54	
EPA 6010D	Magnesium	18.5	mg/L	0.050	10/13/24 20:54	
EPA 6020B	Arsenic	0.15	mg/L	0.0050	10/24/24 13:18	
EPA 6020B	Barium	0.047	mg/L	0.0050	10/24/24 13:18	
EPA 6020B	Beryllium	0.00011J	mg/L	0.00050	10/24/24 13:18	
EPA 6020B	Boron	0.57	mg/L	0.040	10/24/24 13:18	
EPA 6020B	Cobalt	0.023	mg/L	0.0050	10/24/24 13:18	
EPA 6020B	Lead	0.00026J	mg/L	0.0010	10/24/24 13:18	
EPA 6020B	Lithium	0.046	mg/L	0.030	10/24/24 13:18	
EPA 6020B	Molybdenum	0.015	mg/L	0.010	10/24/24 13:18	
SM 2540C-2015	Total Dissolved Solids	557	mg/L	25.0	10/14/24 12:33	
SM 2320B	Alkalinity, Total as CaCO3	151	mg/L	5.0	10/17/24 13:20	
SM 2320B	Alkalinity,Bicarbonate (CaCO3)	151	mg/L	5.0	10/17/24 13:20	
92757972009	**HAM-PT-15**					
EPA 300.0	Chloride	17.2	mg/L	1.0	10/26/24 11:57	
EPA 300.0	Fluoride	0.31	mg/L	0.050	10/26/24 11:57	
EPA 300.0	Sulfate	245	mg/L	1.0	10/26/24 11:57	
EPA 6010D	Iron	0.95	mg/L	0.040	10/13/24 20:58	
EPA 6010D	Manganese	2.5	mg/L	0.040	10/13/24 20:58	
EPA 6010D	Potassium	5.3	mg/L	0.50	10/13/24 20:58	
EPA 6010D	Sodium	9.2	mg/L	1.0	10/13/24 20:58	
EPA 6010D	Calcium	109	mg/L	1.0	10/13/24 20:58	
EPA 6010D	Magnesium	13.4	mg/L	0.050	10/13/24 20:58	
EPA 6020B	Antimony	0.00061J	mg/L	0.0030	10/24/24 13:22	B
EPA 6020B	Arsenic	0.013	mg/L	0.0050	10/24/24 13:22	
EPA 6020B	Barium	0.051	mg/L	0.0050	10/24/24 13:22	
EPA 6020B	Beryllium	0.00012J	mg/L	0.00050	10/24/24 13:22	
EPA 6020B	Boron	0.60	mg/L	0.040	10/24/24 13:22	
EPA 6020B	Cadmium	0.00025J	mg/L	0.00050	10/24/24 13:22	
EPA 6020B	Cobalt	0.016	mg/L	0.0050	10/24/24 13:22	
EPA 6020B	Lithium	0.038	mg/L	0.030	10/24/24 13:22	
EPA 6020B	Molybdenum	0.011	mg/L	0.010	10/24/24 13:22	
EPA 6020B	Selenium	0.0029J	mg/L	0.0050	10/24/24 13:22	
EPA 6020B	Thallium	0.00039J	mg/L	0.0010	10/24/24 13:22	
SM 2540C-2015	Total Dissolved Solids	509	mg/L	25.0	10/14/24 12:33	
SM 2320B	Alkalinity, Total as CaCO3	114	mg/L	5.0	10/17/24 13:26	
SM 2320B	Alkalinity,Bicarbonate (CaCO3)	114	mg/L	5.0	10/17/24 13:26	

This report shall not be reproduced, except in full,
without the written consent of Pace Analytical Services, LLC.

Pace Analytical Services, LLC
9800 Kincey Ave. Suite 100
Huntersville, NC 28078
(704)875-9092

SUMMARY OF DETECTION

Project: Hammond AP-1_Week 3
Pace Project No.: 92757972

Lab Sample ID Method	Client Sample ID Parameters	Result	Units	Report Limit	Analyzed	Qualifiers
92757972010	**HAM-AP1-EB-01**					
EPA 6010D	Sodium	0.98J	mg/L	1.0	10/13/24 21:01	
EPA 6010D	Calcium	0.31J	mg/L	1.0	10/13/24 21:01	
EPA 6010D	Magnesium	0.080	mg/L	0.050	10/13/24 21:01	
EPA 6020B	Antimony	0.00074J	mg/L	0.0030	10/24/24 14:24	B
EPA 6020B	Arsenic	0.00087J	mg/L	0.0050	10/24/24 14:24	
EPA 6020B	Barium	0.0020J	mg/L	0.0050	10/24/24 14:24	
EPA 6020B	Lead	0.00019J	mg/L	0.0010	10/24/24 14:24	
92757972011	**HAM-AP1-FB-01**					
EPA 6010D	Iron	0.032J	mg/L	0.040	10/13/24 21:05	
EPA 6010D	Sodium	1.1	mg/L	1.0	10/13/24 21:05	
EPA 6010D	Calcium	0.45J	mg/L	1.0	10/13/24 21:05	
EPA 6010D	Magnesium	0.12	mg/L	0.050	10/13/24 21:05	
EPA 6020B	Arsenic	0.00098J	mg/L	0.0050	10/24/24 14:29	
EPA 6020B	Barium	0.0023J	mg/L	0.0050	10/24/24 14:29	
EPA 6020B	Lead	0.00019J	mg/L	0.0010	10/24/24 14:29	
SM 2320B	Alkalinity, Total as CaCO3	5.0	mg/L	5.0	10/17/24 13:56	
SM 2320B	Alkalinity,Bicarbonate (CaCO3)	5.0	mg/L	5.0	10/17/24 13:56	
92757972012	**HAM-AP1-FD-01**					
EPA 300.0	Chloride	17.2	mg/L	1.0	10/26/24 13:12	
EPA 300.0	Fluoride	0.32	mg/L	0.050	10/26/24 13:12	
EPA 300.0	Sulfate	247	mg/L	1.0	10/26/24 13:12	
EPA 6010D	Iron	0.78	mg/L	0.040	10/13/24 21:09	
EPA 6010D	Manganese	2.7	mg/L	0.040	10/13/24 21:09	
EPA 6010D	Potassium	5.6	mg/L	0.50	10/13/24 21:09	
EPA 6010D	Sodium	9.6	mg/L	1.0	10/13/24 21:09	
EPA 6010D	Calcium	116	mg/L	1.0	10/13/24 21:09	
EPA 6010D	Magnesium	14.1	mg/L	0.050	10/13/24 21:09	
EPA 6020B	Arsenic	0.012	mg/L	0.0050	10/24/24 14:33	
EPA 6020B	Barium	0.049	mg/L	0.0050	10/24/24 14:33	
EPA 6020B	Beryllium	0.000094J	mg/L	0.00050	10/24/24 14:33	
EPA 6020B	Boron	0.59	mg/L	0.040	10/24/24 14:33	
EPA 6020B	Cadmium	0.00028J	mg/L	0.00050	10/24/24 14:33	
EPA 6020B	Cobalt	0.015	mg/L	0.0050	10/24/24 14:33	
EPA 6020B	Lithium	0.037	mg/L	0.030	10/24/24 14:33	
EPA 6020B	Molybdenum	0.010	mg/L	0.010	10/24/24 14:33	
EPA 6020B	Selenium	0.0031J	mg/L	0.0050	10/24/24 14:33	
SM 2540C-2015	Total Dissolved Solids	521	mg/L	25.0	10/14/24 12:34	
SM 2320B	Alkalinity, Total as CaCO3	114	mg/L	5.0	10/17/24 12:37	
SM 2320B	Alkalinity,Bicarbonate (CaCO3)	114	mg/L	5.0	10/17/24 12:37	

This report shall not be reproduced, except in full,
without the written consent of Pace Analytical Services, LLC.

Pace Analytical Services, LLC
9800 Kincey Ave. Suite 100
Huntersville, NC 28078
(704)875-9092

ANALYTICAL RESULTS

Project: Hammond AP-1_Week 3
Pace Project No.: 92757972

Sample: HAM-PT-07 **Lab ID: 92757972001** Collected: 10/08/24 15:13 Received: 10/10/24 11:15 Matrix: Water

Parameters	Results	Units	Report Limit	MDL	DF	Prepared	Analyzed	CAS No.	Qual
300.0 IC Anions WW 28 Day DU	Analytical Method: EPA 300.0								
	Pace Analytical Services - Duluth, MN								
Chloride	**18.6**	mg/L	1.0	0.34	1		10/26/24 08:26	16887-00-6	
Fluoride	**0.30**	mg/L	0.050	0.0057	1		10/26/24 08:26	16984-48-8	
Sulfate	**238**	mg/L	1.0	0.086	1		10/26/24 08:26	14808-79-8	
4500S2D Sulfide LL Water DU	Analytical Method: SM 4500-S2 D-2011								
	Pace Analytical Services - Duluth, MN								
Sulfide	ND	mg/L	0.10	0.011	1		10/15/24 18:03	18496-25-8	
6010D ATL ICP	Analytical Method: EPA 6010D Preparation Method: EPA 3010A								
	Pace Analytical Services - Peachtree Corners, GA								
Iron	**3.2**	mg/L	0.040	0.025	1	10/11/24 13:38	10/12/24 13:51	7439-89-6	
Manganese	**2.8**	mg/L	0.040	0.011	1	10/11/24 13:38	10/12/24 13:51	7439-96-5	
Potassium	**5.6**	mg/L	0.50	0.15	1	10/11/24 13:38	10/12/24 13:51	7440-09-7	
Sodium	**10.5**	mg/L	1.0	0.58	1	10/11/24 13:38	10/13/24 13:15	7440-23-5	
Calcium	**108**	mg/L	1.0	0.12	1	10/11/24 13:38	10/12/24 13:51	7440-70-2	
Magnesium	**17.0**	mg/L	0.050	0.012	1	10/11/24 13:38	10/12/24 13:51	7439-95-4	
6020 MET ICPMS	Analytical Method: EPA 6020B Preparation Method: EPA 3005A								
	Pace Analytical Services - Peachtree Corners, GA								
Antimony	ND	mg/L	0.0030	0.00054	1	10/12/24 10:28	10/14/24 20:32	7440-36-0	
Arsenic	**0.025**	mg/L	0.0050	0.00084	1	10/12/24 10:28	10/14/24 20:32	7440-38-2	
Barium	**0.051**	mg/L	0.0050	0.00047	1	10/12/24 10:28	10/14/24 20:32	7440-39-3	
Beryllium	**0.00014J**	mg/L	0.00050	0.000094	1	10/12/24 10:28	10/14/24 20:32	7440-41-7	
Boron	**0.54**	mg/L	0.040	0.012	1	10/12/24 10:28	10/14/24 20:32	7440-42-8	
Cadmium	**0.00016J**	mg/L	0.00050	0.00010	1	10/12/24 10:28	10/14/24 20:32	7440-43-9	
Chromium	ND	mg/L	0.0050	0.0019	1	10/12/24 10:28	10/14/24 20:32	7440-47-3	
Cobalt	**0.033**	mg/L	0.0050	0.00032	1	10/12/24 10:28	10/15/24 19:56	7440-48-4	
Lead	ND	mg/L	0.0010	0.00016	1	10/12/24 10:28	10/14/24 20:32	7439-92-1	
Lithium	**0.051**	mg/L	0.030	0.0016	1	10/12/24 10:28	10/14/24 20:32	7439-93-2	
Molybdenum	**0.0045J**	mg/L	0.010	0.00062	1	10/12/24 10:28	10/14/24 20:32	7439-98-7	
Selenium	ND	mg/L	0.0050	0.00096	1	10/12/24 10:28	10/14/24 20:32	7782-49-2	
Thallium	ND	mg/L	0.0010	0.00038	1	10/12/24 10:28	10/15/24 19:56	7440-28-0	
7470 Mercury	Analytical Method: EPA 7470A Preparation Method: EPA 7470A								
	Pace Analytical Services - Peachtree Corners, GA								
Mercury	**0.00018J**	mg/L	0.00020	0.00013	1	10/16/24 07:30	10/16/24 13:37	7439-97-6	
2540C Total Dissolved Solids	Analytical Method: SM 2540C-2015								
	Pace Analytical Services - Peachtree Corners, GA								
Total Dissolved Solids	**548**	mg/L	25.0	25.0	1		10/14/24 12:28		
2320B Alkalinity	Analytical Method: SM 2320B								
	Pace Analytical Services - Minneapolis								
Alkalinity, Total as CaCO3	**149**	mg/L	5.0	1.9	1		10/17/24 13:07		

This report shall not be reproduced, except in full,
without the written consent of Pace Analytical Services, LLC.

Pace Analytical Services, LLC
9800 Kincey Ave. Suite 100
Huntersville, NC 28078
(704)875-9092

ANALYTICAL RESULTS

Project: Hammond AP-1_Week 3
Pace Project No.: 92757972

Sample: HAM-PT-07 **Lab ID: 92757972001** Collected: 10/08/24 15:13 Received: 10/10/24 11:15 Matrix: Water

Parameters	Results	Units	Report Limit	MDL	DF	Prepared	Analyzed	CAS No.	Qual
2320B Alkalinity	Analytical Method: SM 2320B Pace Analytical Services - Minneapolis								
Alkalinity,Bicarbonate (CaCO3)	**149**	mg/L	5.0	1.9	1		10/17/24 13:07		
Alkalinity,Carbonate (CaCO3)	ND	mg/L	5.0	1.9	1		10/17/24 13:07		

This report shall not be reproduced, except in full,
without the written consent of Pace Analytical Services, LLC.

Pace Analytical Services, LLC
9800 Kincey Ave. Suite 100
Huntersville, NC 28078
(704)875-9092

ANALYTICAL RESULTS

Project: Hammond AP-1_Week 3
Pace Project No.: 92757972

Sample: HAM-PT-08 **Lab ID: 92757972002** Collected: 10/08/24 12:45 Received: 10/10/24 11:15 Matrix: Water

Parameters	Results	Units	Report Limit	MDL	DF	Prepared	Analyzed	CAS No.	Qual
300.0 IC Anions WW 28 Day DU	Analytical Method: EPA 300.0								
	Pace Analytical Services - Duluth, MN								
Chloride	**18.1**	mg/L	1.0	0.34	1		10/26/24 09:11	16887-00-6	
Fluoride	**0.23**	mg/L	0.050	0.0057	1		10/26/24 09:11	16984-48-8	
Sulfate	**242**	mg/L	1.0	0.086	1		10/26/24 09:11	14808-79-8	
4500S2D Sulfide LL Water DU	Analytical Method: SM 4500-S2 D-2011								
	Pace Analytical Services - Duluth, MN								
Sulfide	ND	mg/L	0.10	0.011	1		10/15/24 18:03	18496-25-8	
6010D ATL ICP	Analytical Method: EPA 6010D Preparation Method: EPA 3010A								
	Pace Analytical Services - Peachtree Corners, GA								
Iron	**2.8**	mg/L	0.040	0.025	1	10/11/24 13:38	10/12/24 13:54	7439-89-6	
Manganese	**2.2**	mg/L	0.040	0.011	1	10/11/24 13:38	10/12/24 13:54	7439-96-5	
Potassium	**5.7**	mg/L	0.50	0.15	1	10/11/24 13:38	10/12/24 13:54	7440-09-7	
Sodium	**9.9**	mg/L	1.0	0.58	1	10/11/24 13:38	10/13/24 13:19	7440-23-5	
Calcium	**106**	mg/L	1.0	0.12	1	10/11/24 13:38	10/12/24 13:54	7440-70-2	
Magnesium	**15.4**	mg/L	0.050	0.012	1	10/11/24 13:38	10/12/24 13:54	7439-95-4	
6020 MET ICPMS	Analytical Method: EPA 6020B Preparation Method: EPA 3005A								
	Pace Analytical Services - Peachtree Corners, GA								
Antimony	ND	mg/L	0.0030	0.00054	1	10/12/24 10:28	10/14/24 20:36	7440-36-0	
Arsenic	**0.066**	mg/L	0.0050	0.00084	1	10/12/24 10:28	10/14/24 20:36	7440-38-2	
Barium	**0.051**	mg/L	0.0050	0.00047	1	10/12/24 10:28	10/14/24 20:36	7440-39-3	
Beryllium	ND	mg/L	0.00050	0.000094	1	10/12/24 10:28	10/14/24 20:36	7440-41-7	
Boron	**0.58**	mg/L	0.040	0.012	1	10/12/24 10:28	10/14/24 20:36	7440-42-8	
Cadmium	**0.00011J**	mg/L	0.00050	0.00010	1	10/12/24 10:28	10/14/24 20:36	7440-43-9	
Chromium	ND	mg/L	0.0050	0.0019	1	10/12/24 10:28	10/14/24 20:36	7440-47-3	
Cobalt	**0.021**	mg/L	0.0050	0.00032	1	10/12/24 10:28	10/15/24 20:00	7440-48-4	
Lead	ND	mg/L	0.0010	0.00016	1	10/12/24 10:28	10/14/24 20:36	7439-92-1	
Lithium	**0.035**	mg/L	0.030	0.0016	1	10/12/24 10:28	10/14/24 20:36	7439-93-2	
Molybdenum	**0.0086J**	mg/L	0.010	0.00062	1	10/12/24 10:28	10/14/24 20:36	7439-98-7	
Selenium	ND	mg/L	0.0050	0.00096	1	10/12/24 10:28	10/14/24 20:36	7782-49-2	
Thallium	ND	mg/L	0.0010	0.00038	1	10/12/24 10:28	10/15/24 20:00	7440-28-0	
7470 Mercury	Analytical Method: EPA 7470A Preparation Method: EPA 7470A								
	Pace Analytical Services - Peachtree Corners, GA								
Mercury	ND	mg/L	0.00020	0.00013	1	10/16/24 07:30	10/16/24 13:40	7439-97-6	
2540C Total Dissolved Solids	Analytical Method: SM 2540C-2015								
	Pace Analytical Services - Peachtree Corners, GA								
Total Dissolved Solids	**524**	mg/L	25.0	25.0	1		10/14/24 12:29		
2320B Alkalinity	Analytical Method: SM 2320B								
	Pace Analytical Services - Minneapolis								
Alkalinity, Total as CaCO3	**114**	mg/L	5.0	1.9	1		10/17/24 12:43		

This report shall not be reproduced, except in full,
without the written consent of Pace Analytical Services, LLC.

Pace Analytical Services, LLC
9800 Kincey Ave. Suite 100
Huntersville, NC 28078
(704)875-9092

ANALYTICAL RESULTS

Project: Hammond AP-1_Week 3
Pace Project No.: 92757972

Sample: HAM-PT-08 **Lab ID: 92757972002** Collected: 10/08/24 12:45 Received: 10/10/24 11:15 Matrix: Water

Parameters	Results	Units	Report Limit	MDL	DF	Prepared	Analyzed	CAS No.	Qual
2320B Alkalinity	Analytical Method: SM 2320B Pace Analytical Services - Minneapolis								
Alkalinity,Bicarbonate (CaCO3)	**114**	mg/L	5.0	1.9	1		10/17/24 12:43		
Alkalinity,Carbonate (CaCO3)	ND	mg/L	5.0	1.9	1		10/17/24 12:43		

This report shall not be reproduced, except in full,
without the written consent of Pace Analytical Services, LLC.

Pace Analytical Services, LLC
9800 Kincey Ave. Suite 100
Huntersville, NC 28078
(704)875-9092

ANALYTICAL RESULTS

Project: Hammond AP-1_Week 3
Pace Project No.: 92757972

Sample: HAM-PT-09 **Lab ID: 92757972003** Collected: 10/09/24 12:40 Received: 10/10/24 11:15 Matrix: Water

Parameters	Results	Units	Report Limit	MDL	DF	Prepared	Analyzed	CAS No.	Qual
300.0 IC Anions WW 28 Day DU	Analytical Method: EPA 300.0								
	Pace Analytical Services - Duluth, MN								
Chloride	**45.9**	mg/L	1.0	0.34	1		10/26/24 10:27	16887-00-6	
Fluoride	**0.39**	mg/L	0.050	0.0057	1		10/26/24 10:27	16984-48-8	
Sulfate	**200**	mg/L	1.0	0.086	1		10/26/24 10:27	14808-79-8	
4500S2D Sulfide LL Water DU	Analytical Method: SM 4500-S2 D-2011								
	Pace Analytical Services - Duluth, MN								
Sulfide	ND	mg/L	0.10	0.011	1		10/15/24 18:03	18496-25-8	
6010D ATL ICP	Analytical Method: EPA 6010D Preparation Method: EPA 3010A								
	Pace Analytical Services - Peachtree Corners, GA								
Iron	**0.073**	mg/L	0.040	0.025	1	10/11/24 13:38	10/12/24 13:57	7439-89-6	
Manganese	**0.58**	mg/L	0.040	0.011	1	10/11/24 13:38	10/12/24 13:57	7439-96-5	
Potassium	**6.0**	mg/L	0.50	0.15	1	10/11/24 13:38	10/12/24 13:57	7440-09-7	
Sodium	**9.5**	mg/L	1.0	0.58	1	10/11/24 13:38	10/13/24 13:22	7440-23-5	
Calcium	**92.4**	mg/L	1.0	0.12	1	10/11/24 13:38	10/12/24 13:57	7440-70-2	
Magnesium	**25.3**	mg/L	0.050	0.012	1	10/11/24 13:38	10/12/24 13:57	7439-95-4	
6020 MET ICPMS	Analytical Method: EPA 6020B Preparation Method: EPA 3005A								
	Pace Analytical Services - Peachtree Corners, GA								
Antimony	ND	mg/L	0.0030	0.00054	1	10/12/24 10:28	10/14/24 20:40	7440-36-0	
Arsenic	ND	mg/L	0.0050	0.00084	1	10/12/24 10:28	10/14/24 20:40	7440-38-2	
Barium	**0.073**	mg/L	0.0050	0.00047	1	10/12/24 10:28	10/14/24 20:40	7440-39-3	
Beryllium	ND	mg/L	0.00050	0.000094	1	10/12/24 10:28	10/14/24 20:40	7440-41-7	
Boron	**1.4**	mg/L	0.040	0.012	1	10/12/24 10:28	10/14/24 20:40	7440-42-8	
Cadmium	**0.00018J**	mg/L	0.00050	0.00010	1	10/12/24 10:28	10/14/24 20:40	7440-43-9	
Chromium	ND	mg/L	0.0050	0.0019	1	10/12/24 10:28	10/14/24 20:40	7440-47-3	
Cobalt	**0.0040J**	mg/L	0.0050	0.00032	1	10/12/24 10:28	10/15/24 20:11	7440-48-4	
Lead	ND	mg/L	0.0010	0.00016	1	10/12/24 10:28	10/14/24 20:40	7439-92-1	
Lithium	**0.0021J**	mg/L	0.030	0.0016	1	10/12/24 10:28	10/14/24 20:40	7439-93-2	
Molybdenum	**0.18**	mg/L	0.010	0.00062	1	10/12/24 10:28	10/14/24 20:40	7439-98-7	
Selenium	ND	mg/L	0.0050	0.00096	1	10/12/24 10:28	10/14/24 20:40	7782-49-2	
Thallium	ND	mg/L	0.0010	0.00038	1	10/12/24 10:28	10/15/24 20:11	7440-28-0	
7470 Mercury	Analytical Method: EPA 7470A Preparation Method: EPA 7470A								
	Pace Analytical Services - Peachtree Corners, GA								
Mercury	ND	mg/L	0.00020	0.00013	1	10/16/24 07:30	10/16/24 13:50	7439-97-6	
2540C Total Dissolved Solids	Analytical Method: SM 2540C-2015								
	Pace Analytical Services - Peachtree Corners, GA								
Total Dissolved Solids	**493**	mg/L	25.0	25.0	1		10/14/24 12:35		
2320B Alkalinity	Analytical Method: SM 2320B								
	Pace Analytical Services - Minneapolis								
Alkalinity, Total as CaCO3	**123**	mg/L	5.0	1.9	1		10/17/24 13:42		

This report shall not be reproduced, except in full,
without the written consent of Pace Analytical Services, LLC.

Pace Analytical Services, LLC
9800 Kincey Ave. Suite 100
Huntersville, NC 28078
(704)875-9092

ANALYTICAL RESULTS

Project: Hammond AP-1_Week 3
Pace Project No.: 92757972

Sample: HAM-PT-09 **Lab ID: 92757972003** Collected: 10/09/24 12:40 Received: 10/10/24 11:15 Matrix: Water

Parameters	Results	Units	Report Limit	MDL	DF	Prepared	Analyzed	CAS No.	Qual
2320B Alkalinity	Analytical Method: SM 2320B Pace Analytical Services - Minneapolis								
Alkalinity,Bicarbonate (CaCO3)	**123**	mg/L	5.0	1.9	1		10/17/24 13:42		
Alkalinity,Carbonate (CaCO3)	ND	mg/L	5.0	1.9	1		10/17/24 13:42		

This report shall not be reproduced, except in full,
without the written consent of Pace Analytical Services, LLC.

Pace Analytical Services, LLC
9800 Kincey Ave. Suite 100
Huntersville, NC 28078
(704)875-9092

ANALYTICAL RESULTS

Project: Hammond AP-1_Week 3
Pace Project No.: 92757972

Sample: HAM-PT-10 **Lab ID: 92757972004** Collected: 10/09/24 13:44 Received: 10/10/24 11:15 Matrix: Water

Parameters	Results	Units	Report Limit	MDL	DF	Prepared	Analyzed	CAS No.	Qual
300.0 IC Anions WW 28 Day DU	Analytical Method: EPA 300.0								
	Pace Analytical Services - Duluth, MN								
Chloride	**50.0**	mg/L	1.0	0.34	1		10/26/24 10:42	16887-00-6	
Fluoride	**0.29**	mg/L	0.050	0.0057	1		10/26/24 10:42	16984-48-8	
Sulfate	**165**	mg/L	1.0	0.086	1		10/26/24 10:42	14808-79-8	
4500S2D Sulfide LL Water DU	Analytical Method: SM 4500-S2 D-2011								
	Pace Analytical Services - Duluth, MN								
Sulfide	ND	mg/L	0.10	0.011	1		10/15/24 18:03	18496-25-8	
6010D ATL ICP	Analytical Method: EPA 6010D Preparation Method: EPA 3010A								
	Pace Analytical Services - Peachtree Corners, GA								
Iron	**0.12**	mg/L	0.040	0.025	1	10/11/24 13:38	10/12/24 14:02	7439-89-6	
Manganese	**0.60**	mg/L	0.040	0.011	1	10/11/24 13:38	10/12/24 14:02	7439-96-5	
Potassium	**7.0**	mg/L	0.50	0.15	1	10/11/24 13:38	10/12/24 14:02	7440-09-7	
Sodium	**9.1**	mg/L	1.0	0.58	1	10/11/24 13:38	10/13/24 13:26	7440-23-5	
Calcium	**109**	mg/L	1.0	0.12	1	10/11/24 13:38	10/12/24 14:02	7440-70-2	
Magnesium	**14.1**	mg/L	0.050	0.012	1	10/11/24 13:38	10/12/24 14:02	7439-95-4	
6020 MET ICPMS	Analytical Method: EPA 6020B Preparation Method: EPA 3005A								
	Pace Analytical Services - Peachtree Corners, GA								
Antimony	ND	mg/L	0.0030	0.00054	1	10/12/24 10:28	10/14/24 20:45	7440-36-0	
Arsenic	ND	mg/L	0.0050	0.00084	1	10/12/24 10:28	10/14/24 20:45	7440-38-2	
Barium	**0.054**	mg/L	0.0050	0.00047	1	10/12/24 10:28	10/14/24 20:45	7440-39-3	
Beryllium	ND	mg/L	0.00050	0.000094	1	10/12/24 10:28	10/14/24 20:45	7440-41-7	
Boron	**1.6**	mg/L	0.040	0.012	1	10/12/24 10:28	10/14/24 20:45	7440-42-8	
Cadmium	ND	mg/L	0.00050	0.00010	1	10/12/24 10:28	10/14/24 20:45	7440-43-9	
Chromium	ND	mg/L	0.0050	0.0019	1	10/12/24 10:28	10/14/24 20:45	7440-47-3	
Cobalt	**0.0013J**	mg/L	0.0050	0.00032	1	10/12/24 10:28	10/15/24 20:15	7440-48-4	
Lead	ND	mg/L	0.0010	0.00016	1	10/12/24 10:28	10/14/24 20:45	7439-92-1	
Lithium	ND	mg/L	0.030	0.0016	1	10/12/24 10:28	10/14/24 20:45	7439-93-2	
Molybdenum	**0.18**	mg/L	0.010	0.00062	1	10/12/24 10:28	10/14/24 20:45	7439-98-7	
Selenium	ND	mg/L	0.0050	0.00096	1	10/12/24 10:28	10/14/24 20:45	7782-49-2	
Thallium	ND	mg/L	0.0010	0.00038	1	10/12/24 10:28	10/15/24 20:15	7440-28-0	
7470 Mercury	Analytical Method: EPA 7470A Preparation Method: EPA 7470A								
	Pace Analytical Services - Peachtree Corners, GA								
Mercury	ND	mg/L	0.00020	0.00013	1	10/16/24 07:30	10/16/24 13:53	7439-97-6	
2540C Total Dissolved Solids	Analytical Method: SM 2540C-2015								
	Pace Analytical Services - Peachtree Corners, GA								
Total Dissolved Solids	**484**	mg/L	25.0	25.0	1		10/14/24 12:36		
2320B Alkalinity	Analytical Method: SM 2320B								
	Pace Analytical Services - Minneapolis								
Alkalinity, Total as CaCO3	**141**	mg/L	5.0	1.9	1		10/17/24 13:47		

This report shall not be reproduced, except in full,
without the written consent of Pace Analytical Services, LLC.

Pace Analytical Services, LLC
9800 Kincey Ave. Suite 100
Huntersville, NC 28078
(704)875-9092

ANALYTICAL RESULTS

Project: Hammond AP-1_Week 3
Pace Project No.: 92757972

Sample: HAM-PT-10 **Lab ID: 92757972004** Collected: 10/09/24 13:44 Received: 10/10/24 11:15 Matrix: Water

Parameters	Results	Units	Report Limit	MDL	DF	Prepared	Analyzed	CAS No.	Qual
2320B Alkalinity	Analytical Method: SM 2320B Pace Analytical Services - Minneapolis								
Alkalinity,Bicarbonate (CaCO3)	**141**	mg/L	5.0	1.9	1		10/17/24 13:47		
Alkalinity,Carbonate (CaCO3)	ND	mg/L	5.0	1.9	1		10/17/24 13:47		

This report shall not be reproduced, except in full,
without the written consent of Pace Analytical Services, LLC.

Pace Analytical Services, LLC
9800 Kincey Ave. Suite 100
Huntersville, NC 28078
(704)875-9092

ANALYTICAL RESULTS

Project: Hammond AP-1_Week 3
Pace Project No.: 92757972

Sample: HAM-PT-11 **Lab ID: 92757972005** Collected: 10/09/24 10:07 Received: 10/10/24 11:15 Matrix: Water

Parameters	Results	Units	Report Limit	MDL	DF	Prepared	Analyzed	CAS No.	Qual
300.0 IC Anions WW 28 Day DU	Analytical Method: EPA 300.0								
	Pace Analytical Services - Duluth, MN								
Chloride	**37.6**	mg/L	1.0	0.34	1		10/26/24 10:57	16887-00-6	
Fluoride	**0.32**	mg/L	0.050	0.0057	1		10/26/24 10:57	16984-48-8	
Sulfate	**211**	mg/L	1.0	0.086	1		10/26/24 10:57	14808-79-8	
4500S2D Sulfide LL Water DU	Analytical Method: SM 4500-S2 D-2011								
	Pace Analytical Services - Duluth, MN								
Sulfide	ND	mg/L	0.10	0.011	1		10/15/24 18:04	18496-25-8	
6010D ATL ICP	Analytical Method: EPA 6010D Preparation Method: EPA 3010A								
	Pace Analytical Services - Peachtree Corners, GA								
Iron	**0.24**	mg/L	0.040	0.025	1	10/11/24 13:38	10/12/24 14:06	7439-89-6	
Manganese	**1.1**	mg/L	0.040	0.011	1	10/11/24 13:38	10/12/24 14:06	7439-96-5	
Potassium	**5.7**	mg/L	0.50	0.15	1	10/11/24 13:38	10/12/24 14:06	7440-09-7	
Sodium	**7.8**	mg/L	1.0	0.58	1	10/11/24 13:38	10/13/24 13:30	7440-23-5	
Calcium	**91.9**	mg/L	1.0	0.12	1	10/11/24 13:38	10/12/24 14:06	7440-70-2	
Magnesium	**21.6**	mg/L	0.050	0.012	1	10/11/24 13:38	10/12/24 14:06	7439-95-4	
6020 MET ICPMS	Analytical Method: EPA 6020B Preparation Method: EPA 3005A								
	Pace Analytical Services - Peachtree Corners, GA								
Antimony	ND	mg/L	0.0030	0.00054	1	10/12/24 10:28	10/24/24 12:53	7440-36-0	
Arsenic	**0.0014J**	mg/L	0.0050	0.00084	1	10/12/24 10:28	10/24/24 12:53	7440-38-2	
Barium	**0.067**	mg/L	0.0050	0.00047	1	10/12/24 10:28	10/24/24 12:53	7440-39-3	
Beryllium	ND	mg/L	0.00050	0.000094	1	10/12/24 10:28	10/24/24 12:53	7440-41-7	
Boron	**1.5**	mg/L	0.040	0.012	1	10/12/24 10:28	10/24/24 12:53	7440-42-8	
Cadmium	**0.00017J**	mg/L	0.00050	0.00010	1	10/12/24 10:28	10/24/24 12:53	7440-43-9	
Chromium	ND	mg/L	0.0050	0.0019	1	10/12/24 10:28	10/24/24 12:53	7440-47-3	
Cobalt	**0.015**	mg/L	0.0050	0.00032	1	10/12/24 10:28	10/24/24 12:53	7440-48-4	
Lead	ND	mg/L	0.0010	0.00016	1	10/12/24 10:28	10/24/24 12:53	7439-92-1	
Lithium	**0.0057J**	mg/L	0.030	0.0016	1	10/12/24 10:28	10/24/24 12:53	7439-93-2	
Molybdenum	**0.066**	mg/L	0.010	0.00062	1	10/12/24 10:28	10/24/24 12:53	7439-98-7	
Selenium	ND	mg/L	0.0050	0.00096	1	10/12/24 10:28	10/24/24 12:53	7782-49-2	
Thallium	ND	mg/L	0.0010	0.00038	1	10/12/24 10:28	10/24/24 12:53	7440-28-0	
7470 Mercury	Analytical Method: EPA 7470A Preparation Method: EPA 7470A								
	Pace Analytical Services - Peachtree Corners, GA								
Mercury	ND	mg/L	0.00020	0.00013	1	10/16/24 07:30	10/16/24 13:56	7439-97-6	
2540C Total Dissolved Solids	Analytical Method: SM 2540C-2015								
	Pace Analytical Services - Peachtree Corners, GA								
Total Dissolved Solids	**496**	mg/L	25.0	25.0	1		10/14/24 12:36		
2320B Alkalinity	Analytical Method: SM 2320B								
	Pace Analytical Services - Minneapolis								
Alkalinity, Total as CaCO3	**108**	mg/L	5.0	1.9	1		10/17/24 13:32		

This report shall not be reproduced, except in full,
without the written consent of Pace Analytical Services, LLC.

Pace Analytical Services, LLC
9800 Kincey Ave. Suite 100
Huntersville, NC 28078
(704)875-9092

ANALYTICAL RESULTS

Project: Hammond AP-1_Week 3
Pace Project No.: 92757972

Sample: HAM-PT-11 **Lab ID: 92757972005** Collected: 10/09/24 10:07 Received: 10/10/24 11:15 Matrix: Water

Parameters	Results	Units	Report Limit	MDL	DF	Prepared	Analyzed	CAS No.	Qual
2320B Alkalinity	Analytical Method: SM 2320B Pace Analytical Services - Minneapolis								
Alkalinity,Bicarbonate (CaCO3)	**108**	mg/L	5.0	1.9	1		10/17/24 13:32		
Alkalinity,Carbonate (CaCO3)	ND	mg/L	5.0	1.9	1		10/17/24 13:32		

This report shall not be reproduced, except in full,
without the written consent of Pace Analytical Services, LLC.

Pace Analytical Services, LLC
9800 Kincey Ave. Suite 100
Huntersville, NC 28078
(704)875-9092

ANALYTICAL RESULTS

Project: Hammond AP-1_Week 3
Pace Project No.: 92757972

Sample: HAM-PT-12 **Lab ID: 92757972006** Collected: 10/09/24 10:40 Received: 10/10/24 11:15 Matrix: Water

Parameters	Results	Units	Report Limit	MDL	DF	Prepared	Analyzed	CAS No.	Qual
300.0 IC Anions WW 28 Day DU	Analytical Method: EPA 300.0								
	Pace Analytical Services - Duluth, MN								
Chloride	**41.9**	mg/L	1.0	0.34	1		10/26/24 11:12	16887-00-6	
Fluoride	**0.32**	mg/L	0.050	0.0057	1		10/26/24 11:12	16984-48-8	
Sulfate	**203**	mg/L	1.0	0.086	1		10/26/24 11:12	14808-79-8	
4500S2D Sulfide LL Water DU	Analytical Method: SM 4500-S2 D-2011								
	Pace Analytical Services - Duluth, MN								
Sulfide	ND	mg/L	0.10	0.011	1		10/15/24 18:04	18496-25-8	
6010D ATL ICP	Analytical Method: EPA 6010D Preparation Method: EPA 3010A								
	Pace Analytical Services - Peachtree Corners, GA								
Iron	**0.091**	mg/L	0.040	0.025	1	10/11/24 13:38	10/12/24 14:10	7439-89-6	
Manganese	**1.1**	mg/L	0.040	0.011	1	10/11/24 13:38	10/12/24 14:10	7439-96-5	
Potassium	**5.6**	mg/L	0.50	0.15	1	10/11/24 13:38	10/12/24 14:10	7440-09-7	
Sodium	**7.8**	mg/L	1.0	0.58	1	10/11/24 13:38	10/13/24 13:35	7440-23-5	
Calcium	**87.3**	mg/L	1.0	0.12	1	10/11/24 13:38	10/12/24 14:10	7440-70-2	
Magnesium	**24.8**	mg/L	0.050	0.012	1	10/11/24 13:38	10/12/24 14:10	7439-95-4	
6020 MET ICPMS	Analytical Method: EPA 6020B Preparation Method: EPA 3005A								
	Pace Analytical Services - Peachtree Corners, GA								
Antimony	**0.0022J**	mg/L	0.0030	0.00054	1	10/12/24 10:28	10/24/24 13:10	7440-36-0	B
Arsenic	**0.0015J**	mg/L	0.0050	0.00084	1	10/12/24 10:28	10/24/24 13:10	7440-38-2	
Barium	**0.071**	mg/L	0.0050	0.00047	1	10/12/24 10:28	10/24/24 13:10	7440-39-3	
Beryllium	ND	mg/L	0.00050	0.000094	1	10/12/24 10:28	10/24/24 13:10	7440-41-7	
Boron	**1.3**	mg/L	0.040	0.012	1	10/12/24 10:28	10/24/24 13:10	7440-42-8	
Cadmium	**0.00031J**	mg/L	0.00050	0.00010	1	10/12/24 10:28	10/24/24 13:10	7440-43-9	
Chromium	ND	mg/L	0.0050	0.0019	1	10/12/24 10:28	10/24/24 13:10	7440-47-3	
Cobalt	**0.0044J**	mg/L	0.0050	0.00032	1	10/12/24 10:28	10/24/24 13:10	7440-48-4	
Lead	**0.00074J**	mg/L	0.0010	0.00016	1	10/12/24 10:28	10/24/24 13:10	7439-92-1	
Lithium	**0.0029J**	mg/L	0.030	0.0016	1	10/12/24 10:28	10/24/24 13:10	7439-93-2	
Molybdenum	**0.18**	mg/L	0.010	0.00062	1	10/12/24 10:28	10/24/24 13:10	7439-98-7	
Selenium	ND	mg/L	0.0050	0.00096	1	10/12/24 10:28	10/24/24 13:10	7782-49-2	
Thallium	ND	mg/L	0.0010	0.00038	1	10/12/24 10:28	10/24/24 13:10	7440-28-0	
7470 Mercury	Analytical Method: EPA 7470A Preparation Method: EPA 7470A								
	Pace Analytical Services - Peachtree Corners, GA								
Mercury	ND	mg/L	0.00020	0.00013	1	10/16/24 07:30	10/16/24 14:03	7439-97-6	
2540C Total Dissolved Solids	Analytical Method: SM 2540C-2015								
	Pace Analytical Services - Peachtree Corners, GA								
Total Dissolved Solids	**485**	mg/L	25.0	25.0	1		10/14/24 12:36		
2320B Alkalinity	Analytical Method: SM 2320B								
	Pace Analytical Services - Minneapolis								
Alkalinity, Total as CaCO3	**113**	mg/L	5.0	1.9	1		10/17/24 13:37		

REPORT OF LABORATORY ANALYSIS

This report shall not be reproduced, except in full,
without the written consent of Pace Analytical Services, LLC.

Pace Analytical Services, LLC
9800 Kincey Ave. Suite 100
Huntersville, NC 28078
(704)875-9092

ANALYTICAL RESULTS

Project: Hammond AP-1_Week 3
Pace Project No.: 92757972

Sample: HAM-PT-12 **Lab ID: 92757972006** Collected: 10/09/24 10:40 Received: 10/10/24 11:15 Matrix: Water

Parameters	Results	Units	Report Limit	MDL	DF	Prepared	Analyzed	CAS No.	Qual
2320B Alkalinity	Analytical Method: SM 2320B Pace Analytical Services - Minneapolis								
Alkalinity,Bicarbonate (CaCO3)	**113**	mg/L	5.0	1.9	1		10/17/24 13:37		
Alkalinity,Carbonate (CaCO3)	ND	mg/L	5.0	1.9	1		10/17/24 13:37		

This report shall not be reproduced, except in full,
without the written consent of Pace Analytical Services, LLC.

Pace Analytical Services, LLC
9800 Kincey Ave. Suite 100
Huntersville, NC 28078
(704)875-9092

ANALYTICAL RESULTS

Project: Hammond AP-1_Week 3
Pace Project No.: 92757972

Sample: HAM-PT-13 **Lab ID: 92757972007** Collected: 10/08/24 13:00 Received: 10/10/24 11:15 Matrix: Water

Parameters	Results	Units	Report Limit	MDL	DF	Prepared	Analyzed	CAS No.	Qual
300.0 IC Anions WW 28 Day DU	Analytical Method: EPA 300.0								
	Pace Analytical Services - Duluth, MN								
Chloride	**18.8**	mg/L	1.0	0.34	1		10/26/24 11:27	16887-00-6	
Fluoride	**0.35**	mg/L	0.050	0.0057	1		10/26/24 11:27	16984-48-8	
Sulfate	**254**	mg/L	1.0	0.086	1		10/26/24 11:27	14808-79-8	
4500S2D Sulfide LL Water DU	Analytical Method: SM 4500-S2 D-2011								
	Pace Analytical Services - Duluth, MN								
Sulfide	ND	mg/L	0.10	0.011	1		10/15/24 18:04	18496-25-8	
6010D ATL ICP	Analytical Method: EPA 6010D Preparation Method: EPA 3010A								
	Pace Analytical Services - Peachtree Corners, GA								
Iron	**6.6**	mg/L	0.040	0.025	1	10/12/24 13:49	10/13/24 20:41	7439-89-6	
Manganese	**3.2**	mg/L	0.040	0.011	1	10/12/24 13:49	10/13/24 20:41	7439-96-5	
Potassium	**5.7**	mg/L	0.50	0.15	1	10/12/24 13:49	10/13/24 20:41	7440-09-7	
Sodium	**10.7**	mg/L	1.0	0.58	1	10/12/24 13:49	10/13/24 20:41	7440-23-5	
Calcium	**114**	mg/L	1.0	0.12	1	10/12/24 13:49	10/13/24 20:41	7440-70-2	M1
Magnesium	**16.2**	mg/L	0.050	0.012	1	10/12/24 13:49	10/13/24 20:41	7439-95-4	M1
6020 MET ICPMS	Analytical Method: EPA 6020B Preparation Method: EPA 3005A								
	Pace Analytical Services - Peachtree Corners, GA								
Antimony	**0.00066J**	mg/L	0.0030	0.00054	1	10/12/24 10:28	10/24/24 13:14	7440-36-0	B
Arsenic	**0.033**	mg/L	0.0050	0.00084	1	10/12/24 10:28	10/24/24 13:14	7440-38-2	
Barium	**0.050**	mg/L	0.0050	0.00047	1	10/12/24 10:28	10/24/24 13:14	7440-39-3	
Beryllium	ND	mg/L	0.00050	0.000094	1	10/12/24 10:28	10/24/24 13:14	7440-41-7	
Boron	**0.54**	mg/L	0.040	0.012	1	10/12/24 10:28	10/24/24 13:14	7440-42-8	
Cadmium	ND	mg/L	0.00050	0.00010	1	10/12/24 10:28	10/24/24 13:14	7440-43-9	
Chromium	ND	mg/L	0.0050	0.0019	1	10/12/24 10:28	10/24/24 13:14	7440-47-3	
Cobalt	**0.025**	mg/L	0.0050	0.00032	1	10/12/24 10:28	10/24/24 13:14	7440-48-4	
Lead	ND	mg/L	0.0010	0.00016	1	10/12/24 10:28	10/24/24 13:14	7439-92-1	
Lithium	**0.053**	mg/L	0.030	0.0016	1	10/12/24 10:28	10/24/24 13:14	7439-93-2	
Molybdenum	**0.0043J**	mg/L	0.010	0.00062	1	10/12/24 10:28	10/24/24 13:14	7439-98-7	
Selenium	ND	mg/L	0.0050	0.00096	1	10/12/24 10:28	10/24/24 13:14	7782-49-2	
Thallium	ND	mg/L	0.0010	0.00038	1	10/12/24 10:28	10/24/24 13:14	7440-28-0	
7470 Mercury	Analytical Method: EPA 7470A Preparation Method: EPA 7470A								
	Pace Analytical Services - Peachtree Corners, GA								
Mercury	ND	mg/L	0.00020	0.00013	1	10/16/24 07:30	10/16/24 14:06	7439-97-6	
2540C Total Dissolved Solids	Analytical Method: SM 2540C-2015								
	Pace Analytical Services - Peachtree Corners, GA								
Total Dissolved Solids	**562**	mg/L	25.0	25.0	1		10/14/24 12:29		
2320B Alkalinity	Analytical Method: SM 2320B								
	Pace Analytical Services - Minneapolis								
Alkalinity, Total as CaCO3	**132**	mg/L	5.0	1.9	1		10/17/24 13:01		

This report shall not be reproduced, except in full,
without the written consent of Pace Analytical Services, LLC.

Pace Analytical Services, LLC
9800 Kincey Ave. Suite 100
Huntersville, NC 28078
(704)875-9092

ANALYTICAL RESULTS

Project: Hammond AP-1_Week 3
Pace Project No.: 92757972

Sample: HAM-PT-13 **Lab ID: 92757972007** Collected: 10/08/24 13:00 Received: 10/10/24 11:15 Matrix: Water

Parameters	Results	Units	Report Limit	MDL	DF	Prepared	Analyzed	CAS No.	Qual
2320B Alkalinity	Analytical Method: SM 2320B Pace Analytical Services - Minneapolis								
Alkalinity,Bicarbonate (CaCO3)	**132**	mg/L	5.0	1.9	1		10/17/24 13:01		
Alkalinity,Carbonate (CaCO3)	ND	mg/L	5.0	1.9	1		10/17/24 13:01		

This report shall not be reproduced, except in full,
without the written consent of Pace Analytical Services, LLC.

Pace Analytical Services, LLC
9800 Kincey Ave. Suite 100
Huntersville, NC 28078
(704)875-9092

ANALYTICAL RESULTS

Project: Hammond AP-1_Week 3
Pace Project No.: 92757972

Sample: HAM-PT-14 **Lab ID: 92757972008** Collected: 10/08/24 15:30 Received: 10/10/24 11:15 Matrix: Water

Parameters	Results	Units	Report Limit	MDL	DF	Prepared	Analyzed	CAS No.	Qual
300.0 IC Anions WW 28 Day DU	Analytical Method: EPA 300.0								
	Pace Analytical Services - Duluth, MN								
Chloride	**20.4**	mg/L	1.0	0.34	1		10/26/24 11:42	16887-00-6	
Fluoride	**0.27**	mg/L	0.050	0.0057	1		10/26/24 11:42	16984-48-8	
Sulfate	**249**	mg/L	1.0	0.086	1		10/26/24 11:42	14808-79-8	
4500S2D Sulfide LL Water DU	Analytical Method: SM 4500-S2 D-2011								
	Pace Analytical Services - Duluth, MN								
Sulfide	ND	mg/L	0.10	0.011	1		10/15/24 18:04	18496-25-8	
6010D ATL ICP	Analytical Method: EPA 6010D Preparation Method: EPA 3010A								
	Pace Analytical Services - Peachtree Corners, GA								
Iron	**13.7**	mg/L	0.040	0.025	1	10/12/24 13:49	10/13/24 20:54	7439-89-6	
Manganese	**2.8**	mg/L	0.040	0.011	1	10/12/24 13:49	10/13/24 20:54	7439-96-5	
Potassium	**6.1**	mg/L	0.50	0.15	1	10/12/24 13:49	10/13/24 20:54	7440-09-7	
Sodium	**11.1**	mg/L	1.0	0.58	1	10/12/24 13:49	10/13/24 20:54	7440-23-5	
Calcium	**116**	mg/L	1.0	0.12	1	10/12/24 13:49	10/13/24 20:54	7440-70-2	
Magnesium	**18.5**	mg/L	0.050	0.012	1	10/12/24 13:49	10/13/24 20:54	7439-95-4	
6020 MET ICPMS	Analytical Method: EPA 6020B Preparation Method: EPA 3005A								
	Pace Analytical Services - Peachtree Corners, GA								
Antimony	ND	mg/L	0.0030	0.00054	1	10/12/24 10:28	10/24/24 13:18	7440-36-0	
Arsenic	**0.15**	mg/L	0.0050	0.00084	1	10/12/24 10:28	10/24/24 13:18	7440-38-2	
Barium	**0.047**	mg/L	0.0050	0.00047	1	10/12/24 10:28	10/24/24 13:18	7440-39-3	
Beryllium	**0.00011J**	mg/L	0.00050	0.000094	1	10/12/24 10:28	10/24/24 13:18	7440-41-7	
Boron	**0.57**	mg/L	0.040	0.012	1	10/12/24 10:28	10/24/24 13:18	7440-42-8	
Cadmium	ND	mg/L	0.00050	0.00010	1	10/12/24 10:28	10/24/24 13:18	7440-43-9	
Chromium	ND	mg/L	0.0050	0.0019	1	10/12/24 10:28	10/24/24 13:18	7440-47-3	
Cobalt	**0.023**	mg/L	0.0050	0.00032	1	10/12/24 10:28	10/24/24 13:18	7440-48-4	
Lead	**0.00026J**	mg/L	0.0010	0.00016	1	10/12/24 10:28	10/24/24 13:18	7439-92-1	
Lithium	**0.046**	mg/L	0.030	0.0016	1	10/12/24 10:28	10/24/24 13:18	7439-93-2	
Molybdenum	**0.015**	mg/L	0.010	0.00062	1	10/12/24 10:28	10/24/24 13:18	7439-98-7	
Selenium	ND	mg/L	0.0050	0.00096	1	10/12/24 10:28	10/24/24 13:18	7782-49-2	
Thallium	ND	mg/L	0.0010	0.00038	1	10/12/24 10:28	10/24/24 13:18	7440-28-0	
7470 Mercury	Analytical Method: EPA 7470A Preparation Method: EPA 7470A								
	Pace Analytical Services - Peachtree Corners, GA								
Mercury	ND	mg/L	0.00020	0.00013	1	10/16/24 07:30	10/16/24 14:09	7439-97-6	
2540C Total Dissolved Solids	Analytical Method: SM 2540C-2015								
	Pace Analytical Services - Peachtree Corners, GA								
Total Dissolved Solids	**557**	mg/L	25.0	25.0	1		10/14/24 12:33		
2320B Alkalinity	Analytical Method: SM 2320B								
	Pace Analytical Services - Minneapolis								
Alkalinity, Total as CaCO3	**151**	mg/L	5.0	1.9	1		10/17/24 13:20		

This report shall not be reproduced, except in full,
without the written consent of Pace Analytical Services, LLC.

Pace Analytical Services, LLC
9800 Kincey Ave. Suite 100
Huntersville, NC 28078
(704)875-9092

ANALYTICAL RESULTS

Project: Hammond AP-1_Week 3
Pace Project No.: 92757972

Sample: HAM-PT-14 **Lab ID: 92757972008** Collected: 10/08/24 15:30 Received: 10/10/24 11:15 Matrix: Water

Parameters	Results	Units	Report Limit	MDL	DF	Prepared	Analyzed	CAS No.	Qual
2320B Alkalinity	Analytical Method: SM 2320B Pace Analytical Services - Minneapolis								
Alkalinity,Bicarbonate (CaCO3)	**151**	mg/L	5.0	1.9	1		10/17/24 13:20		
Alkalinity,Carbonate (CaCO3)	ND	mg/L	5.0	1.9	1		10/17/24 13:20		

This report shall not be reproduced, except in full,
without the written consent of Pace Analytical Services, LLC.

Pace Analytical Services, LLC
9800 Kincey Ave. Suite 100
Huntersville, NC 28078
(704)875-9092

ANALYTICAL RESULTS

Project: Hammond AP-1_Week 3
Pace Project No.: 92757972

Sample: HAM-PT-15 **Lab ID: 92757972009** Collected: 10/08/24 17:04 Received: 10/10/24 11:15 Matrix: Water

Parameters	Results	Units	Report Limit	MDL	DF	Prepared	Analyzed	CAS No.	Qual
300.0 IC Anions WW 28 Day DU	Analytical Method: EPA 300.0								
	Pace Analytical Services - Duluth, MN								
Chloride	**17.2**	mg/L	1.0	0.34	1		10/26/24 11:57	16887-00-6	
Fluoride	**0.31**	mg/L	0.050	0.0057	1		10/26/24 11:57	16984-48-8	
Sulfate	**245**	mg/L	1.0	0.086	1		10/26/24 11:57	14808-79-8	
4500S2D Sulfide LL Water DU	Analytical Method: SM 4500-S2 D-2011								
	Pace Analytical Services - Duluth, MN								
Sulfide	ND	mg/L	0.10	0.011	1		10/15/24 18:04	18496-25-8	
6010D ATL ICP	Analytical Method: EPA 6010D Preparation Method: EPA 3010A								
	Pace Analytical Services - Peachtree Corners, GA								
Iron	**0.95**	mg/L	0.040	0.025	1	10/12/24 13:49	10/13/24 20:58	7439-89-6	
Manganese	**2.5**	mg/L	0.040	0.011	1	10/12/24 13:49	10/13/24 20:58	7439-96-5	
Potassium	**5.3**	mg/L	0.50	0.15	1	10/12/24 13:49	10/13/24 20:58	7440-09-7	
Sodium	**9.2**	mg/L	1.0	0.58	1	10/12/24 13:49	10/13/24 20:58	7440-23-5	
Calcium	**109**	mg/L	1.0	0.12	1	10/12/24 13:49	10/13/24 20:58	7440-70-2	
Magnesium	**13.4**	mg/L	0.050	0.012	1	10/12/24 13:49	10/13/24 20:58	7439-95-4	
6020 MET ICPMS	Analytical Method: EPA 6020B Preparation Method: EPA 3005A								
	Pace Analytical Services - Peachtree Corners, GA								
Antimony	**0.00061J**	mg/L	0.0030	0.00054	1	10/12/24 10:28	10/24/24 13:22	7440-36-0	B
Arsenic	**0.013**	mg/L	0.0050	0.00084	1	10/12/24 10:28	10/24/24 13:22	7440-38-2	
Barium	**0.051**	mg/L	0.0050	0.00047	1	10/12/24 10:28	10/24/24 13:22	7440-39-3	
Beryllium	**0.00012J**	mg/L	0.00050	0.000094	1	10/12/24 10:28	10/24/24 13:22	7440-41-7	
Boron	**0.60**	mg/L	0.040	0.012	1	10/12/24 10:28	10/24/24 13:22	7440-42-8	
Cadmium	**0.00025J**	mg/L	0.00050	0.00010	1	10/12/24 10:28	10/24/24 13:22	7440-43-9	
Chromium	ND	mg/L	0.0050	0.0019	1	10/12/24 10:28	10/24/24 13:22	7440-47-3	
Cobalt	**0.016**	mg/L	0.0050	0.00032	1	10/12/24 10:28	10/24/24 13:22	7440-48-4	
Lead	ND	mg/L	0.0010	0.00016	1	10/12/24 10:28	10/24/24 13:22	7439-92-1	
Lithium	**0.038**	mg/L	0.030	0.0016	1	10/12/24 10:28	10/24/24 13:22	7439-93-2	
Molybdenum	**0.011**	mg/L	0.010	0.00062	1	10/12/24 10:28	10/24/24 13:22	7439-98-7	
Selenium	**0.0029J**	mg/L	0.0050	0.00096	1	10/12/24 10:28	10/24/24 13:22	7782-49-2	
Thallium	**0.00039J**	mg/L	0.0010	0.00038	1	10/12/24 10:28	10/24/24 13:22	7440-28-0	
7470 Mercury	Analytical Method: EPA 7470A Preparation Method: EPA 7470A								
	Pace Analytical Services - Peachtree Corners, GA								
Mercury	ND	mg/L	0.00020	0.00013	1	10/16/24 07:30	10/16/24 14:11	7439-97-6	
2540C Total Dissolved Solids	Analytical Method: SM 2540C-2015								
	Pace Analytical Services - Peachtree Corners, GA								
Total Dissolved Solids	**509**	mg/L	25.0	25.0	1		10/14/24 12:33		
2320B Alkalinity	Analytical Method: SM 2320B								
	Pace Analytical Services - Minneapolis								
Alkalinity, Total as CaCO3	**114**	mg/L	5.0	1.9	1		10/17/24 13:26		

This report shall not be reproduced, except in full,
without the written consent of Pace Analytical Services, LLC.

Pace Analytical Services, LLC
9800 Kincey Ave. Suite 100
Huntersville, NC 28078
(704)875-9092

ANALYTICAL RESULTS

Project: Hammond AP-1_Week 3
Pace Project No.: 92757972

Sample: HAM-PT-15 **Lab ID: 92757972009** Collected: 10/08/24 17:04 Received: 10/10/24 11:15 Matrix: Water

Parameters	Results	Units	Report Limit	MDL	DF	Prepared	Analyzed	CAS No.	Qual
2320B Alkalinity	Analytical Method: SM 2320B Pace Analytical Services - Minneapolis								
Alkalinity,Bicarbonate (CaCO3)	**114**	mg/L	5.0	1.9	1		10/17/24 13:26		
Alkalinity,Carbonate (CaCO3)	ND	mg/L	5.0	1.9	1		10/17/24 13:26		

This report shall not be reproduced, except in full,
without the written consent of Pace Analytical Services, LLC.

Pace Analytical Services, LLC
9800 Kincey Ave. Suite 100
Huntersville, NC 28078
(704)875-9092

ANALYTICAL RESULTS

Project: Hammond AP-1_Week 3
Pace Project No.: 92757972

Sample: HAM-AP1-EB-01 **Lab ID: 92757972010** Collected: 10/09/24 15:00 Received: 10/10/24 11:15 Matrix: Water

Parameters	Results	Units	Report Limit	MDL	DF	Prepared	Analyzed	CAS No.	Qual
300.0 IC Anions WW 28 Day DU	Analytical Method: EPA 300.0								
	Pace Analytical Services - Duluth, MN								
Chloride	ND	mg/L	1.0	0.34	1		10/26/24 12:12	16887-00-6	
Fluoride	ND	mg/L	0.050	0.0057	1		10/26/24 12:12	16984-48-8	
Sulfate	ND	mg/L	1.0	0.086	1		10/26/24 12:12	14808-79-8	
4500S2D Sulfide LL Water DU	Analytical Method: SM 4500-S2 D-2011								
	Pace Analytical Services - Duluth, MN								
Sulfide	ND	mg/L	0.10	0.011	1		10/15/24 18:05	18496-25-8	
6010D ATL ICP	Analytical Method: EPA 6010D Preparation Method: EPA 3010A								
	Pace Analytical Services - Peachtree Corners, GA								
Iron	ND	mg/L	0.040	0.025	1	10/12/24 13:49	10/13/24 21:01	7439-89-6	
Manganese	ND	mg/L	0.040	0.011	1	10/12/24 13:49	10/13/24 21:01	7439-96-5	
Potassium	ND	mg/L	0.50	0.15	1	10/12/24 13:49	10/13/24 21:01	7440-09-7	
Sodium	**0.98J**	mg/L	1.0	0.58	1	10/12/24 13:49	10/13/24 21:01	7440-23-5	
Calcium	**0.31J**	mg/L	1.0	0.12	1	10/12/24 13:49	10/13/24 21:01	7440-70-2	
Magnesium	**0.080**	mg/L	0.050	0.012	1	10/12/24 13:49	10/13/24 21:01	7439-95-4	
6020 MET ICPMS	Analytical Method: EPA 6020B Preparation Method: EPA 3005A								
	Pace Analytical Services - Peachtree Corners, GA								
Antimony	**0.00074J**	mg/L	0.0030	0.00054	1	10/12/24 10:28	10/24/24 14:24	7440-36-0	B
Arsenic	**0.00087J**	mg/L	0.0050	0.00084	1	10/12/24 10:28	10/24/24 14:24	7440-38-2	
Barium	**0.0020J**	mg/L	0.0050	0.00047	1	10/12/24 10:28	10/24/24 14:24	7440-39-3	
Beryllium	ND	mg/L	0.00050	0.000094	1	10/12/24 10:28	10/24/24 14:24	7440-41-7	
Boron	ND	mg/L	0.040	0.012	1	10/12/24 10:28	10/24/24 14:24	7440-42-8	
Cadmium	ND	mg/L	0.00050	0.00010	1	10/12/24 10:28	10/24/24 14:24	7440-43-9	
Chromium	ND	mg/L	0.0050	0.0019	1	10/12/24 10:28	10/24/24 14:24	7440-47-3	
Cobalt	ND	mg/L	0.0050	0.00032	1	10/12/24 10:28	10/24/24 14:24	7440-48-4	
Lead	**0.00019J**	mg/L	0.0010	0.00016	1	10/12/24 10:28	10/24/24 14:24	7439-92-1	
Lithium	ND	mg/L	0.030	0.0016	1	10/12/24 10:28	10/24/24 14:24	7439-93-2	
Molybdenum	ND	mg/L	0.010	0.00062	1	10/12/24 10:28	10/24/24 14:24	7439-98-7	
Selenium	ND	mg/L	0.0050	0.00096	1	10/12/24 10:28	10/24/24 14:24	7782-49-2	
Thallium	ND	mg/L	0.0010	0.00038	1	10/12/24 10:28	10/24/24 14:24	7440-28-0	
7470 Mercury	Analytical Method: EPA 7470A Preparation Method: EPA 7470A								
	Pace Analytical Services - Peachtree Corners, GA								
Mercury	ND	mg/L	0.00020	0.00013	1	10/16/24 07:30	10/16/24 14:14	7439-97-6	
2540C Total Dissolved Solids	Analytical Method: SM 2540C-2015								
	Pace Analytical Services - Peachtree Corners, GA								
Total Dissolved Solids	ND	mg/L	25.0	25.0	1		10/14/24 12:36		
2320B Alkalinity	Analytical Method: SM 2320B								
	Pace Analytical Services - Minneapolis								
Alkalinity, Total as CaCO3	ND	mg/L	5.0	1.9	1		10/17/24 13:53		

This report shall not be reproduced, except in full,
without the written consent of Pace Analytical Services, LLC.

Pace Analytical Services, LLC
9800 Kincey Ave. Suite 100
Huntersville, NC 28078
(704)875-9092

ANALYTICAL RESULTS

Project: Hammond AP-1_Week 3
Pace Project No.: 92757972

Sample: HAM-AP1-EB-01 **Lab ID: 92757972010** Collected: 10/09/24 15:00 Received: 10/10/24 11:15 Matrix: Water

Parameters	Results	Units	Report Limit	MDL	DF	Prepared	Analyzed	CAS No.	Qual
2320B Alkalinity	Analytical Method: SM 2320B Pace Analytical Services - Minneapolis								
Alkalinity,Bicarbonate (CaCO3)	ND	mg/L	5.0	1.9	1		10/17/24 13:53		
Alkalinity,Carbonate (CaCO3)	ND	mg/L	5.0	1.9	1		10/17/24 13:53		

This report shall not be reproduced, except in full,
without the written consent of Pace Analytical Services, LLC.

Pace Analytical Services, LLC
9800 Kincey Ave. Suite 100
Huntersville, NC 28078
(704)875-9092

ANALYTICAL RESULTS

Project: Hammond AP-1_Week 3
Pace Project No.: 92757972

Sample: HAM-AP1-FB-01 **Lab ID: 92757972011** Collected: 10/09/24 15:05 Received: 10/10/24 11:15 Matrix: Water

Parameters	Results	Units	Report Limit	MDL	DF	Prepared	Analyzed	CAS No.	Qual
300.0 IC Anions WW 28 Day DU	Analytical Method: EPA 300.0								
	Pace Analytical Services - Duluth, MN								
Chloride	ND	mg/L	1.0	0.34	1		10/26/24 12:27	16887-00-6	
Fluoride	ND	mg/L	0.050	0.0057	1		10/26/24 12:27	16984-48-8	
Sulfate	ND	mg/L	1.0	0.086	1		10/26/24 12:27	14808-79-8	
4500S2D Sulfide LL Water DU	Analytical Method: SM 4500-S2 D-2011								
	Pace Analytical Services - Duluth, MN								
Sulfide	ND	mg/L	0.10	0.011	1		10/15/24 18:05	18496-25-8	
6010D ATL ICP	Analytical Method: EPA 6010D Preparation Method: EPA 3010A								
	Pace Analytical Services - Peachtree Corners, GA								
Iron	**0.032J**	mg/L	0.040	0.025	1	10/12/24 13:49	10/13/24 21:05	7439-89-6	
Manganese	ND	mg/L	0.040	0.011	1	10/12/24 13:49	10/13/24 21:05	7439-96-5	
Potassium	ND	mg/L	0.50	0.15	1	10/12/24 13:49	10/13/24 21:05	7440-09-7	
Sodium	**1.1**	mg/L	1.0	0.58	1	10/12/24 13:49	10/13/24 21:05	7440-23-5	
Calcium	**0.45J**	mg/L	1.0	0.12	1	10/12/24 13:49	10/13/24 21:05	7440-70-2	
Magnesium	**0.12**	mg/L	0.050	0.012	1	10/12/24 13:49	10/13/24 21:05	7439-95-4	
6020 MET ICPMS	Analytical Method: EPA 6020B Preparation Method: EPA 3005A								
	Pace Analytical Services - Peachtree Corners, GA								
Antimony	ND	mg/L	0.0030	0.00054	1	10/12/24 10:28	10/24/24 14:29	7440-36-0	
Arsenic	**0.00098J**	mg/L	0.0050	0.00084	1	10/12/24 10:28	10/24/24 14:29	7440-38-2	
Barium	**0.0023J**	mg/L	0.0050	0.00047	1	10/12/24 10:28	10/24/24 14:29	7440-39-3	
Beryllium	ND	mg/L	0.00050	0.000094	1	10/12/24 10:28	10/24/24 14:29	7440-41-7	
Boron	ND	mg/L	0.040	0.012	1	10/12/24 10:28	10/24/24 14:29	7440-42-8	
Cadmium	ND	mg/L	0.00050	0.00010	1	10/12/24 10:28	10/24/24 14:29	7440-43-9	
Chromium	ND	mg/L	0.0050	0.0019	1	10/12/24 10:28	10/24/24 14:29	7440-47-3	
Cobalt	ND	mg/L	0.0050	0.00032	1	10/12/24 10:28	10/24/24 14:29	7440-48-4	
Lead	**0.00019J**	mg/L	0.0010	0.00016	1	10/12/24 10:28	10/24/24 14:29	7439-92-1	
Lithium	ND	mg/L	0.030	0.0016	1	10/12/24 10:28	10/24/24 14:29	7439-93-2	
Molybdenum	ND	mg/L	0.010	0.00062	1	10/12/24 10:28	10/24/24 14:29	7439-98-7	
Selenium	ND	mg/L	0.0050	0.00096	1	10/12/24 10:28	10/24/24 14:29	7782-49-2	
Thallium	ND	mg/L	0.0010	0.00038	1	10/12/24 10:28	10/24/24 14:29	7440-28-0	
7470 Mercury	Analytical Method: EPA 7470A Preparation Method: EPA 7470A								
	Pace Analytical Services - Peachtree Corners, GA								
Mercury	ND	mg/L	0.00020	0.00013	1	10/16/24 07:30	10/16/24 14:17	7439-97-6	
2540C Total Dissolved Solids	Analytical Method: SM 2540C-2015								
	Pace Analytical Services - Peachtree Corners, GA								
Total Dissolved Solids	ND	mg/L	25.0	25.0	1		10/14/24 12:37		
2320B Alkalinity	Analytical Method: SM 2320B								
	Pace Analytical Services - Minneapolis								
Alkalinity, Total as CaCO3	**5.0**	mg/L	5.0	1.9	1		10/17/24 13:56		

This report shall not be reproduced, except in full,
without the written consent of Pace Analytical Services, LLC.

Pace Analytical Services, LLC
9800 Kincey Ave. Suite 100
Huntersville, NC 28078
(704)875-9092

ANALYTICAL RESULTS

Project: Hammond AP-1_Week 3
Pace Project No.: 92757972

Sample: HAM-AP1-FB-01 **Lab ID: 92757972011** Collected: 10/09/24 15:05 Received: 10/10/24 11:15 Matrix: Water

Parameters	Results	Units	Report Limit	MDL	DF	Prepared	Analyzed	CAS No.	Qual
2320B Alkalinity	Analytical Method: SM 2320B Pace Analytical Services - Minneapolis								
Alkalinity,Bicarbonate (CaCO3)	**5.0**	mg/L	5.0	1.9	1		10/17/24 13:56		
Alkalinity,Carbonate (CaCO3)	ND	mg/L	5.0	1.9	1		10/17/24 13:56		

This report shall not be reproduced, except in full,
without the written consent of Pace Analytical Services, LLC.

Pace Analytical Services, LLC
9800 Kincey Ave. Suite 100
Huntersville, NC 28078
(704)875-9092

ANALYTICAL RESULTS

Project: Hammond AP-1_Week 3
Pace Project No.: 92757972

Sample: HAM-AP1-FD-01 **Lab ID: 92757972012** Collected: 10/08/24 00:00 Received: 10/10/24 11:15 Matrix: Water

Parameters	Results	Units	Report Limit	MDL	DF	Prepared	Analyzed	CAS No.	Qual
300.0 IC Anions WW 28 Day DU	Analytical Method: EPA 300.0								
	Pace Analytical Services - Duluth, MN								
Chloride	**17.2**	mg/L	1.0	0.34	1		10/26/24 13:12	16887-00-6	
Fluoride	**0.32**	mg/L	0.050	0.0057	1		10/26/24 13:12	16984-48-8	
Sulfate	**247**	mg/L	1.0	0.086	1		10/26/24 13:12	14808-79-8	
4500S2D Sulfide LL Water DU	Analytical Method: SM 4500-S2 D-2011								
	Pace Analytical Services - Duluth, MN								
Sulfide	ND	mg/L	0.10	0.011	1		10/15/24 18:06	18496-25-8	H1
6010D ATL ICP	Analytical Method: EPA 6010D Preparation Method: EPA 3010A								
	Pace Analytical Services - Peachtree Corners, GA								
Iron	**0.78**	mg/L	0.040	0.025	1	10/12/24 13:49	10/13/24 21:09	7439-89-6	
Manganese	**2.7**	mg/L	0.040	0.011	1	10/12/24 13:49	10/13/24 21:09	7439-96-5	
Potassium	**5.6**	mg/L	0.50	0.15	1	10/12/24 13:49	10/13/24 21:09	7440-09-7	
Sodium	**9.6**	mg/L	1.0	0.58	1	10/12/24 13:49	10/13/24 21:09	7440-23-5	
Calcium	**116**	mg/L	1.0	0.12	1	10/12/24 13:49	10/13/24 21:09	7440-70-2	
Magnesium	**14.1**	mg/L	0.050	0.012	1	10/12/24 13:49	10/13/24 21:09	7439-95-4	
6020 MET ICPMS	Analytical Method: EPA 6020B Preparation Method: EPA 3005A								
	Pace Analytical Services - Peachtree Corners, GA								
Antimony	ND	mg/L	0.0030	0.00054	1	10/12/24 10:28	10/24/24 14:33	7440-36-0	
Arsenic	**0.012**	mg/L	0.0050	0.00084	1	10/12/24 10:28	10/24/24 14:33	7440-38-2	
Barium	**0.049**	mg/L	0.0050	0.00047	1	10/12/24 10:28	10/24/24 14:33	7440-39-3	
Beryllium	**0.000094J**	mg/L	0.00050	0.000094	1	10/12/24 10:28	10/24/24 14:33	7440-41-7	
Boron	**0.59**	mg/L	0.040	0.012	1	10/12/24 10:28	10/24/24 14:33	7440-42-8	
Cadmium	**0.00028J**	mg/L	0.00050	0.00010	1	10/12/24 10:28	10/24/24 14:33	7440-43-9	
Chromium	ND	mg/L	0.0050	0.0019	1	10/12/24 10:28	10/24/24 14:33	7440-47-3	
Cobalt	**0.015**	mg/L	0.0050	0.00032	1	10/12/24 10:28	10/24/24 14:33	7440-48-4	
Lead	ND	mg/L	0.0010	0.00016	1	10/12/24 10:28	10/24/24 14:33	7439-92-1	
Lithium	**0.037**	mg/L	0.030	0.0016	1	10/12/24 10:28	10/24/24 14:33	7439-93-2	
Molybdenum	**0.010**	mg/L	0.010	0.00062	1	10/12/24 10:28	10/24/24 14:33	7439-98-7	
Selenium	**0.0031J**	mg/L	0.0050	0.00096	1	10/12/24 10:28	10/24/24 14:33	7782-49-2	
Thallium	ND	mg/L	0.0010	0.00038	1	10/12/24 10:28	10/24/24 14:33	7440-28-0	
7470 Mercury	Analytical Method: EPA 7470A Preparation Method: EPA 7470A								
	Pace Analytical Services - Peachtree Corners, GA								
Mercury	ND	mg/L	0.00020	0.00013	1	10/16/24 07:30	10/16/24 14:19	7439-97-6	
2540C Total Dissolved Solids	Analytical Method: SM 2540C-2015								
	Pace Analytical Services - Peachtree Corners, GA								
Total Dissolved Solids	**521**	mg/L	25.0	25.0	1		10/14/24 12:34		
2320B Alkalinity	Analytical Method: SM 2320B								
	Pace Analytical Services - Minneapolis								
Alkalinity, Total as CaCO3	**114**	mg/L	5.0	1.9	1		10/17/24 12:37		

This report shall not be reproduced, except in full,
without the written consent of Pace Analytical Services, LLC.

Pace Analytical Services, LLC
9800 Kincey Ave. Suite 100
Huntersville, NC 28078
(704)875-9092

ANALYTICAL RESULTS

Project: Hammond AP-1_Week 3
Pace Project No.: 92757972

Sample: HAM-AP1-FD-01 **Lab ID: 92757972012** Collected: 10/08/24 00:00 Received: 10/10/24 11:15 Matrix: Water

Parameters	Results	Units	Report Limit	MDL	DF	Prepared	Analyzed	CAS No.	Qual
2320B Alkalinity	Analytical Method: SM 2320B Pace Analytical Services - Minneapolis								
Alkalinity,Bicarbonate (CaCO3)	**114**	mg/L	5.0	1.9	1		10/17/24 12:37		
Alkalinity,Carbonate (CaCO3)	ND	mg/L	5.0	1.9	1		10/17/24 12:37		

This report shall not be reproduced, except in full,
without the written consent of Pace Analytical Services, LLC.

Pace Analytical Services, LLC
9800 Kincey Ave. Suite 100
Huntersville, NC 28078
(704)875-9092

QUALITY CONTROL DATA

Project: Hammond AP-1_Week 3
Pace Project No.: 92757972

QC Batch: 976023
QC Batch Method: EPA 300.0
Analysis Method: EPA 300.0
Analysis Description: 300.0 IC Anions WW 28 Day DU
Laboratory: Pace Analytical Services - Duluth, MN
Associated Lab Samples: 92757972001, 92757972002, 92757972003, 92757972004, 92757972005, 92757972006, 92757972007, 92757972008, 92757972009, 92757972010, 92757972011, 92757972012

METHOD BLANK: 5101385
Matrix: Water
Associated Lab Samples: 92757972001, 92757972002, 92757972003, 92757972004, 92757972005, 92757972006, 92757972007, 92757972008, 92757972009, 92757972010, 92757972011, 92757972012

Parameter	Units	Blank Result	Reporting Limit	MDL	Analyzed	Qualifiers
Chloride	mg/L	ND	1.0	0.34	10/26/24 07:56	
Fluoride	mg/L	ND	0.050	0.0057	10/26/24 07:56	
Sulfate	mg/L	ND	1.0	0.086	10/26/24 07:56	

LABORATORY CONTROL SAMPLE: 5101386

Parameter	Units	Spike Conc.	LCS Result	LCS % Rec	% Rec Limits	Qualifiers
Chloride	mg/L	100	99.9	100	90-110	
Fluoride	mg/L	5	5.2	104	90-110	
Sulfate	mg/L	100	99.3	99	90-110	

MATRIX SPIKE & MATRIX SPIKE DUPLICATE: 5101387 5101388

Parameter	Units	92757972001 Result	MS Spike Conc.	MSD Spike Conc.	MS Result	MSD Result	MS % Rec	MSD % Rec	% Rec Limits	RPD	Max RPD	Qual
Chloride	mg/L	18.6	100	100	120	120	101	102	90-110	1	20	
Fluoride	mg/L	0.30	5	5	5.6	5.6	106	106	90-110	0	20	
Sulfate	mg/L	238	100	100	331	332	93	94	90-110	0	20	

MATRIX SPIKE & MATRIX SPIKE DUPLICATE: 5101389 5101390

Parameter	Units	92757972002 Result	MS Spike Conc.	MSD Spike Conc.	MS Result	MSD Result	MS % Rec	MSD % Rec	% Rec Limits	RPD	Max RPD	Qual
Chloride	mg/L	18.1	100	100	121	122	102	104	90-110	1	20	
Fluoride	mg/L	0.23	5	5	5.6	5.7	107	109	90-110	2	20	
Sulfate	mg/L	242	100	100	337	338	94	96	90-110	0	20	

Results presented on this page are in the units indicated by the "Units" column except where an alternate unit is presented to the right of the result.

This report shall not be reproduced, except in full,
without the written consent of Pace Analytical Services, LLC.

Pace Analytical Services, LLC
9800 Kincey Ave. Suite 100
Huntersville, NC 28078
(704)875-9092

QUALITY CONTROL DATA

Project: Hammond AP-1_Week 3
Pace Project No.: 92757972

QC Batch: 973697
QC Batch Method: SM 4500-S2 D-2011
Analysis Method: SM 4500-S2 D-2011
Analysis Description: 4500S2D Sulfide LL Water DU
Laboratory: Pace Analytical Services - Duluth, MN
Associated Lab Samples: 92757972001, 92757972002, 92757972003, 92757972004, 92757972005, 92757972006, 92757972007, 92757972008, 92757972009, 92757972010

METHOD BLANK: 5088870
Matrix: Water
Associated Lab Samples: 92757972001, 92757972002, 92757972003, 92757972004, 92757972005, 92757972006, 92757972007, 92757972008, 92757972009, 92757972010

Parameter	Units	Blank Result	Reporting Limit	MDL	Analyzed	Qualifiers
Sulfide	mg/L	ND	0.10	0.011	10/15/24 17:59	

LABORATORY CONTROL SAMPLE: 5088871

Parameter	Units	Spike Conc.	LCS Result	LCS % Rec	% Rec Limits	Qualifiers
Sulfide	mg/L	0.2	0.18	93	90-110	

MATRIX SPIKE & MATRIX SPIKE DUPLICATE: 5088872 5088873

Parameter	Units	10711326001 Result	MS Spike Conc.	MSD Spike Conc.	MS Result	MSD Result	MS % Rec	MSD % Rec	% Rec Limits	RPD	Max RPD	Qual
Sulfide	mg/L	<0.011	0.2	0.2	0.20	0.20	99	102	90-110	3	10	

MATRIX SPIKE & MATRIX SPIKE DUPLICATE: 5088874 5088875

Parameter	Units	10711326002 Result	MS Spike Conc.	MSD Spike Conc.	MS Result	MSD Result	MS % Rec	MSD % Rec	% Rec Limits	RPD	Max RPD	Qual
Sulfide	mg/L	<0.011	0.2	0.2	0.19	0.19	97	99	90-110	2	10	

Results presented on this page are in the units indicated by the "Units" column except where an alternate unit is presented to the right of the result.

This report shall not be reproduced, except in full,
without the written consent of Pace Analytical Services, LLC.

Pace Analytical Services, LLC
9800 Kincey Ave. Suite 100
Huntersville, NC 28078
(704)875-9092

QUALITY CONTROL DATA

Project: Hammond AP-1_Week 3
Pace Project No.: 92757972

QC Batch: 973699
QC Batch Method: SM 4500-S2 D-2011
Analysis Method: SM 4500-S2 D-2011
Analysis Description: 4500S2D Sulfide LL Water DU
Laboratory: Pace Analytical Services - Duluth, MN
Associated Lab Samples: 92757972011, 92757972012

METHOD BLANK: 5088877
Matrix: Water
Associated Lab Samples: 92757972011, 92757972012

Parameter	Units	Blank Result	Reporting Limit	MDL	Analyzed	Qualifiers
Sulfide	mg/L	ND	0.10	0.011	10/15/24 18:05	

LABORATORY CONTROL SAMPLE: 5088878

Parameter	Units	Spike Conc.	LCS Result	LCS % Rec	% Rec Limits	Qualifiers
Sulfide	mg/L	0.2	0.19	98	90-110	

MATRIX SPIKE & MATRIX SPIKE DUPLICATE: 5088879 5088880

Parameter	Units	92757972011 Result	MS Spike Conc.	MSD Spike Conc.	MS Result	MSD Result	MS % Rec	MSD % Rec	% Rec Limits	RPD	Max RPD	Qual
Sulfide	mg/L	ND	0.2	0.2	0.20	0.21	103	105	90-110	1	10	

Results presented on this page are in the units indicated by the "Units" column except where an alternate unit is presented to the right of the result.

This report shall not be reproduced, except in full,
without the written consent of Pace Analytical Services, LLC.

Pace Analytical Services, LLC
9800 Kincey Ave. Suite 100
Huntersville, NC 28078
(704)875-9092

QUALITY CONTROL DATA

Project: Hammond AP-1_Week 3
Pace Project No.: 92757972

QC Batch: 888265
QC Batch Method: EPA 3010A
Analysis Method: EPA 6010D
Analysis Description: 6010D ATL
Laboratory: Pace Analytical Services - Peachtree Corners, GA
Associated Lab Samples: 92757972001, 92757972002, 92757972003, 92757972004, 92757972005, 92757972006

METHOD BLANK: 4574207 Matrix: Water
Associated Lab Samples: 92757972001, 92757972002, 92757972003, 92757972004, 92757972005, 92757972006

Parameter	Units	Blank Result	Reporting Limit	MDL	Analyzed	Qualifiers
Calcium	mg/L	ND	1.0	0.12	10/12/24 10:03	
Iron	mg/L	ND	0.040	0.025	10/12/24 10:03	
Magnesium	mg/L	ND	0.050	0.012	10/12/24 10:03	
Manganese	mg/L	ND	0.040	0.011	10/12/24 10:03	
Potassium	mg/L	ND	0.50	0.15	10/12/24 10:03	
Sodium	mg/L	ND	1.0	0.58	10/13/24 11:52	

LABORATORY CONTROL SAMPLE: 4574208

Parameter	Units	Spike Conc.	LCS Result	LCS % Rec	% Rec Limits	Qualifiers
Calcium	mg/L	1	0.95J	95	80-120	
Iron	mg/L	1	0.94	94	80-120	
Magnesium	mg/L	1	0.99	99	80-120	
Manganese	mg/L	1	0.97	97	80-120	
Potassium	mg/L	1	0.92	92	80-120	
Sodium	mg/L	1	1.1	107	80-120	

MATRIX SPIKE & MATRIX SPIKE DUPLICATE: 4574209 4574210

Parameter	Units	92755893003 Result	MS Spike Conc.	MSD Spike Conc.	MS Result	MSD Result	MS % Rec	MSD % Rec	% Rec Limits	RPD	Max RPD	Qual
Calcium	mg/L	90300 ug/L	1	1	87.9	89.2	-238	-116	75-125	1	20	M1
Iron	mg/L	3640 ug/L	1	1	5.5	5.7	186	211	75-125	4	20	M1
Magnesium	mg/L	21400 ug/L	1	1	22.2	22.6	78	119	75-125	2	20	
Manganese	mg/L	2620 ug/L	1	1	3.5	3.6	90	102	75-125	3	20	
Potassium	mg/L	3010 ug/L	1	1	4.8	5.0	179	195	75-125	3	20	M1
Sodium	mg/L	131000 ug/L	1	1	129	132	-242	25	75-125	2	20	M1

Results presented on this page are in the units indicated by the "Units" column except where an alternate unit is presented to the right of the result.

This report shall not be reproduced, except in full,
without the written consent of Pace Analytical Services, LLC.

Pace Analytical Services, LLC
9800 Kincey Ave. Suite 100
Huntersville, NC 28078
(704)875-9092

QUALITY CONTROL DATA

Project: Hammond AP-1_Week 3
Pace Project No.: 92757972

QC Batch: 888406
QC Batch Method: EPA 3010A
Analysis Method: EPA 6010D
Analysis Description: 6010D ATL
Laboratory: Pace Analytical Services - Peachtree Corners, GA
Associated Lab Samples: 92757972007, 92757972008, 92757972009, 92757972010, 92757972011, 92757972012

METHOD BLANK: 4575061 Matrix: Water
Associated Lab Samples: 92757972007, 92757972008, 92757972009, 92757972010, 92757972011, 92757972012

Parameter	Units	Blank Result	Reporting Limit	MDL	Analyzed	Qualifiers
Calcium	mg/L	ND	1.0	0.12	10/15/24 20:47	
Iron	mg/L	ND	0.040	0.025	10/15/24 20:47	
Magnesium	mg/L	ND	0.050	0.012	10/15/24 20:47	
Manganese	mg/L	ND	0.040	0.011	10/15/24 20:47	
Potassium	mg/L	ND	0.50	0.15	10/15/24 20:47	
Sodium	mg/L	ND	1.0	0.58	10/15/24 20:47	

LABORATORY CONTROL SAMPLE: 4575062

Parameter	Units	Spike Conc.	LCS Result	LCS % Rec	% Rec Limits	Qualifiers
Calcium	mg/L	1	0.95J	95	80-120	
Iron	mg/L	1	0.99	99	80-120	
Magnesium	mg/L	1	1.0	103	80-120	
Manganese	mg/L	1	1.0	101	80-120	
Potassium	mg/L	1	0.96	96	80-120	
Sodium	mg/L	1	0.94J	94	80-120	

MATRIX SPIKE & MATRIX SPIKE DUPLICATE: 4575063 4575064

Parameter	Units	92757972007 Result	MS Spike Conc.	MSD Spike Conc.	MS Result	MSD Result	MS % Rec	MSD % Rec	% Rec Limits	RPD	Max RPD	Qual
Calcium	mg/L	114	1	1	117	116	376	195	75-125	2	20	M1
Iron	mg/L	6.6	1	1	7.7	7.7	116	108	75-125	1	20	
Magnesium	mg/L	16.2	1	1	17.6	17.4	143	117	75-125	2	20	M1
Manganese	mg/L	3.2	1	1	4.2	4.1	98	96	75-125	0	20	
Potassium	mg/L	5.7	1	1	6.6	6.5	91	86	75-125	1	20	
Sodium	mg/L	10.7	1	1	11.9	11.9	121	115	75-125	1	20	

Results presented on this page are in the units indicated by the "Units" column except where an alternate unit is presented to the right of the result.

This report shall not be reproduced, except in full,
without the written consent of Pace Analytical Services, LLC.

Pace Analytical Services, LLC
9800 Kincey Ave. Suite 100
Huntersville, NC 28078
(704)875-9092

QUALITY CONTROL DATA

Project: Hammond AP-1_Week 3
Pace Project No.: 92757972

QC Batch: 888402
QC Batch Method: EPA 3005A
Analysis Method: EPA 6020B
Analysis Description: 6020 MET
Laboratory: Pace Analytical Services - Peachtree Corners, GA
Associated Lab Samples: 92757972001, 92757972002, 92757972003, 92757972004

METHOD BLANK: 4575045 Matrix: Water
Associated Lab Samples: 92757972001, 92757972002, 92757972003, 92757972004

Parameter	Units	Blank Result	Reporting Limit	MDL	Analyzed	Qualifiers
Antimony	mg/L	ND	0.0030	0.00054	10/14/24 18:48	
Arsenic	mg/L	0.0012J	0.0050	0.00084	10/14/24 18:48	
Barium	mg/L	ND	0.0050	0.00047	10/14/24 18:48	
Beryllium	mg/L	ND	0.00050	0.000094	10/14/24 18:48	
Boron	mg/L	ND	0.040	0.012	10/14/24 18:48	
Cadmium	mg/L	ND	0.00050	0.00010	10/14/24 18:48	
Chromium	mg/L	ND	0.0050	0.0019	10/15/24 18:43	
Cobalt	mg/L	ND	0.0050	0.00032	10/15/24 18:43	
Lead	mg/L	ND	0.0010	0.00016	10/14/24 18:48	
Lithium	mg/L	ND	0.030	0.0016	10/14/24 18:48	
Molybdenum	mg/L	ND	0.010	0.00062	10/14/24 18:48	
Selenium	mg/L	ND	0.0050	0.00096	10/14/24 18:48	
Thallium	mg/L	ND	0.0010	0.00038	10/15/24 18:43	

LABORATORY CONTROL SAMPLE: 4575046

Parameter	Units	Spike Conc.	LCS Result	LCS % Rec	% Rec Limits	Qualifiers
Antimony	mg/L	0.1	0.099	99	80-120	
Arsenic	mg/L	0.1	0.098	98	80-120	
Barium	mg/L	0.1	0.096	96	80-120	
Beryllium	mg/L	0.1	0.096	96	80-120	
Boron	mg/L	1	0.92	92	80-120	
Cadmium	mg/L	0.1	0.098	98	80-120	
Chromium	mg/L	0.1	0.097	97	80-120	
Cobalt	mg/L	0.1	0.098	98	80-120	
Lead	mg/L	0.1	0.094	94	80-120	
Lithium	mg/L	0.1	0.096	96	80-120	
Molybdenum	mg/L	0.1	0.099	99	80-120	
Selenium	mg/L	0.1	0.095	95	80-120	
Thallium	mg/L	0.1	0.10	100	80-120	

MATRIX SPIKE & MATRIX SPIKE DUPLICATE: 4575047 4575048

Parameter	Units	92755772001 Result	MS Spike Conc.	MSD Spike Conc.	MS Result	MSD Result	MS % Rec	MSD % Rec	% Rec Limits	RPD	Max RPD	Qual
Antimony	mg/L	ND	0.1	0.1	0.10	0.095	101	95	75-125	6	20	
Arsenic	mg/L	ND	0.1	0.1	0.098	0.097	96	95	75-125	1	20	

Results presented on this page are in the units indicated by the "Units" column except where an alternate unit is presented to the right of the result.

REPORT OF LABORATORY ANALYSIS

This report shall not be reproduced, except in full,
without the written consent of Pace Analytical Services, LLC.

Pace Analytical Services, LLC
9800 Kincey Ave. Suite 100
Huntersville, NC 28078
(704)875-9092

QUALITY CONTROL DATA

Project: Hammond AP-1_Week 3
Pace Project No.: 92757972

MATRIX SPIKE & MATRIX SPIKE DUPLICATE: 4575047 4575048

Parameter	Units	92755772001 Result	MS Spike Conc.	MSD Spike Conc.	MS Result	MSD Result	MS % Rec	MSD % Rec	% Rec Limits	RPD	Max RPD	Qual
Barium	mg/L	22.3 ug/L	0.1	0.1	0.12	0.12	102	98	75-125	3	20	
Beryllium	mg/L	ND	0.1	0.1	0.10	0.096	99	96	75-125	3	20	
Boron	mg/L	ND	1	1	0.95	0.92	95	92	75-125	3	20	
Cadmium	mg/L	ND	0.1	0.1	0.097	0.096	97	96	75-125	1	20	
Chromium	mg/L	ND	0.1	0.1	0.10	0.10	98	98	75-125	1	20	
Cobalt	mg/L	ND	0.1	0.1	0.099	0.098	98	96	75-125	1	20	
Lead	mg/L	ND	0.1	0.1	0.095	0.092	95	91	75-125	4	20	
Lithium	mg/L	ND	0.1	0.1	0.099	0.095	99	95	75-125	4	20	
Molybdenum	mg/L	ND	0.1	0.1	0.10	0.096	102	94	75-125	8	20	
Selenium	mg/L	ND	0.1	0.1	0.095	0.095	95	95	75-125	0	20	
Thallium	mg/L	ND	0.1	0.1	0.095	0.095	95	95	75-125	0	20	

Results presented on this page are in the units indicated by the "Units" column except where an alternate unit is presented to the right of the result.

This report shall not be reproduced, except in full,
without the written consent of Pace Analytical Services, LLC.

Pace Analytical Services, LLC
9800 Kincey Ave. Suite 100
Huntersville, NC 28078
(704)875-9092

QUALITY CONTROL DATA

Project: Hammond AP-1_Week 3
Pace Project No.: 92757972

QC Batch: 888403
QC Batch Method: EPA 3005A
Analysis Method: EPA 6020B
Analysis Description: 6020 MET
Laboratory: Pace Analytical Services - Peachtree Corners, GA
Associated Lab Samples: 92757972005, 92757972006, 92757972007, 92757972008, 92757972009, 92757972010, 92757972011, 92757972012

METHOD BLANK: 4575049 Matrix: Water
Associated Lab Samples: 92757972005, 92757972006, 92757972007, 92757972008, 92757972009, 92757972010, 92757972011, 92757972012

Parameter	Units	Blank Result	Reporting Limit	MDL	Analyzed	Qualifiers
Antimony	mg/L	0.00085J	0.0030	0.00054	10/24/24 12:45	
Arsenic	mg/L	ND	0.0050	0.00084	10/24/24 12:45	
Barium	mg/L	ND	0.0050	0.00047	10/24/24 12:45	
Beryllium	mg/L	ND	0.00050	0.000094	10/24/24 12:45	
Boron	mg/L	ND	0.040	0.012	10/24/24 12:45	
Cadmium	mg/L	ND	0.00050	0.00010	10/24/24 12:45	
Chromium	mg/L	ND	0.0050	0.0019	10/24/24 12:45	
Cobalt	mg/L	ND	0.0050	0.00032	10/24/24 12:45	
Lead	mg/L	ND	0.0010	0.00016	10/24/24 12:45	
Lithium	mg/L	ND	0.030	0.0016	10/24/24 12:45	
Molybdenum	mg/L	ND	0.010	0.00062	10/24/24 12:45	
Selenium	mg/L	ND	0.0050	0.00096	10/24/24 12:45	
Thallium	mg/L	ND	0.0010	0.00038	10/24/24 12:45	

LABORATORY CONTROL SAMPLE: 4575050

Parameter	Units	Spike Conc.	LCS Result	LCS % Rec	% Rec Limits	Qualifiers
Antimony	mg/L	0.1	0.10	100	80-120	
Arsenic	mg/L	0.1	0.097	97	80-120	
Barium	mg/L	0.1	0.098	98	80-120	
Beryllium	mg/L	0.1	0.11	105	80-120	
Boron	mg/L	1	1.0	100	80-120	
Cadmium	mg/L	0.1	0.099	99	80-120	
Chromium	mg/L	0.1	0.098	98	80-120	
Cobalt	mg/L	0.1	0.096	96	80-120	
Lead	mg/L	0.1	0.096	96	80-120	
Lithium	mg/L	0.1	0.11	109	80-120	
Molybdenum	mg/L	0.1	0.098	98	80-120	
Selenium	mg/L	0.1	0.097	97	80-120	
Thallium	mg/L	0.1	0.094	94	80-120	

MATRIX SPIKE & MATRIX SPIKE DUPLICATE: 4575051 4575052

Parameter	Units	92757972005 Result	MS Spike Conc.	MSD Spike Conc.	MS Result	MSD Result	MS % Rec	MSD % Rec	% Rec Limits	RPD	Max RPD	Qual
Antimony	mg/L	ND	0.1	0.1	0.097	0.10	96	100	75-125	4	20	

Results presented on this page are in the units indicated by the "Units" column except where an alternate unit is presented to the right of the result.

REPORT OF LABORATORY ANALYSIS

This report shall not be reproduced, except in full,
without the written consent of Pace Analytical Services, LLC.

Pace Analytical Services, LLC
9800 Kincey Ave. Suite 100
Huntersville, NC 28078
(704)875-9092

QUALITY CONTROL DATA

Project: Hammond AP-1_Week 3
Pace Project No.: 92757972

MATRIX SPIKE & MATRIX SPIKE DUPLICATE: 4575051 4575052

Parameter	Units	92757972005 Result	MS Spike Conc.	MSD Spike Conc.	MS Result	MSD Result	MS % Rec	MSD % Rec	% Rec Limits	RPD	Max RPD	Qual
Arsenic	mg/L	0.0014J	0.1	0.1	0.10	0.10	98	100	75-125	2	20	
Barium	mg/L	0.067	0.1	0.1	0.17	0.17	105	103	75-125	1	20	
Beryllium	mg/L	ND	0.1	0.1	0.10	0.10	100	100	75-125	0	20	
Boron	mg/L	1.5	1	1	2.4	2.4	97	92	75-125	2	20	
Cadmium	mg/L	0.00017J	0.1	0.1	0.097	0.097	96	96	75-125	0	20	
Chromium	mg/L	ND	0.1	0.1	0.10	0.10	101	100	75-125	0	20	
Cobalt	mg/L	0.015	0.1	0.1	0.11	0.11	99	96	75-125	3	20	
Lead	mg/L	ND	0.1	0.1	0.093	0.096	93	96	75-125	3	20	
Lithium	mg/L	0.0057J	0.1	0.1	0.11	0.10	99	99	75-125	1	20	
Molybdenum	mg/L	0.066	0.1	0.1	0.17	0.17	101	105	75-125	2	20	
Selenium	mg/L	ND	0.1	0.1	0.098	0.099	97	99	75-125	1	20	
Thallium	mg/L	ND	0.1	0.1	0.093	0.095	93	95	75-125	2	20	

Results presented on this page are in the units indicated by the "Units" column except where an alternate unit is presented to the right of the result.

This report shall not be reproduced, except in full,
without the written consent of Pace Analytical Services, LLC.

Pace Analytical Services, LLC
9800 Kincey Ave. Suite 100
Huntersville, NC 28078
(704)875-9092

QUALITY CONTROL DATA

Project: Hammond AP-1_Week 3
Pace Project No.: 92757972

QC Batch: 888937
QC Batch Method: EPA 7470A
Analysis Method: EPA 7470A
Analysis Description: 7470 Mercury
Laboratory: Pace Analytical Services - Peachtree Corners, GA
Associated Lab Samples: 92757972001, 92757972002, 92757972003, 92757972004, 92757972005, 92757972006, 92757972007, 92757972008, 92757972009, 92757972010, 92757972011, 92757972012

METHOD BLANK: 4577183
Matrix: Water
Associated Lab Samples: 92757972001, 92757972002, 92757972003, 92757972004, 92757972005, 92757972006, 92757972007, 92757972008, 92757972009, 92757972010, 92757972011, 92757972012

Parameter	Units	Blank Result	Reporting Limit	MDL	Analyzed	Qualifiers
Mercury	mg/L	ND	0.00020	0.00013	10/16/24 12:33	

LABORATORY CONTROL SAMPLE: 4577184

Parameter	Units	Spike Conc.	LCS Result	LCS % Rec	% Rec Limits	Qualifiers
Mercury	mg/L	0.0025	0.0024	94	80-120	

MATRIX SPIKE & MATRIX SPIKE DUPLICATE: 4577185 4577186

Parameter	Units	92757972002 Result	MS Spike Conc.	MSD Spike Conc.	MS Result	MSD Result	MS % Rec	MSD % Rec	% Rec Limits	RPD	Max RPD	Qual
Mercury	mg/L	ND	0.0025	0.0025	0.0023	0.0024	93	95	75-125	2	20	

Results presented on this page are in the units indicated by the "Units" column except where an alternate unit is presented to the right of the result.

This report shall not be reproduced, except in full,
without the written consent of Pace Analytical Services, LLC.

Pace Analytical Services, LLC
9800 Kincey Ave. Suite 100
Huntersville, NC 28078
(704)875-9092

QUALITY CONTROL DATA

Project: Hammond AP-1_Week 3
Pace Project No.: 92757972

QC Batch: 888616
QC Batch Method: SM 2540C-2015
Analysis Method: SM 2540C-2015
Analysis Description: 2540C Total Dissolved Solids
Laboratory: Pace Analytical Services - Peachtree Corners, GA
Associated Lab Samples: 92757972001, 92757972002, 92757972003, 92757972004, 92757972005, 92757972006, 92757972007, 92757972008, 92757972009, 92757972010, 92757972011, 92757972012

METHOD BLANK: 4575788
Matrix: Water
Associated Lab Samples: 92757972001, 92757972002, 92757972003, 92757972004, 92757972005, 92757972006, 92757972007, 92757972008, 92757972009, 92757972010, 92757972011, 92757972012

Parameter	Units	Blank Result	Reporting Limit	MDL	Analyzed	Qualifiers
Total Dissolved Solids	mg/L	ND	25.0	25.0	10/14/24 12:23	

LABORATORY CONTROL SAMPLE: 4575789

Parameter	Units	Spike Conc.	LCS Result	LCS % Rec	% Rec Limits	Qualifiers
Total Dissolved Solids	mg/L	400	396	99	80-120	

SAMPLE DUPLICATE: 4575790

Parameter	Units	92757767001 Result	Dup Result	RPD	Max RPD	Qualifiers
Total Dissolved Solids	mg/L	220	217	1	10	

SAMPLE DUPLICATE: 4575791

Parameter	Units	92757972009 Result	Dup Result	RPD	Max RPD	Qualifiers
Total Dissolved Solids	mg/L	509	508	0	10	

Results presented on this page are in the units indicated by the "Units" column except where an alternate unit is presented to the right of the result.

This report shall not be reproduced, except in full,
without the written consent of Pace Analytical Services, LLC.

Pace Analytical Services, LLC
9800 Kincey Ave. Suite 100
Huntersville, NC 28078
(704)875-9092

QUALITY CONTROL DATA

Project: Hammond AP-1_Week 3
Pace Project No.: 92757972

QC Batch: 974088
QC Batch Method: SM 2320B
Analysis Method: SM 2320B
Analysis Description: 2320B Alkalinity
Laboratory: Pace Analytical Services - Minneapolis
Associated Lab Samples: 92757972001, 92757972002, 92757972003, 92757972004, 92757972005, 92757972006, 92757972007, 92757972008, 92757972009, 92757972010, 92757972011, 92757972012

METHOD BLANK: 5091266
Matrix: Water
Associated Lab Samples: 92757972001, 92757972002, 92757972003, 92757972004, 92757972005, 92757972006, 92757972007, 92757972008, 92757972009, 92757972010, 92757972011, 92757972012

Parameter	Units	Blank Result	Reporting Limit	MDL	Analyzed	Qualifiers
Alkalinity, Total as CaCO3	mg/L	ND	5.0	1.9	10/17/24 10:59	
Alkalinity,Bicarbonate (CaCO3)	mg/L	ND	5.0	1.9	10/17/24 10:59	
Alkalinity,Carbonate (CaCO3)	mg/L	ND	5.0	1.9	10/17/24 10:59	

LABORATORY CONTROL SAMPLE & LCSD: 5091267 5091268

Parameter	Units	Spike Conc.	LCS Result	LCSD Result	LCS % Rec	LCSD % Rec	% Rec Limits	RPD	Max RPD	Qualifiers
Alkalinity, Total as CaCO3	mg/L	40	43.3	43.7	108	109	90-110	1	20	

MATRIX SPIKE & MATRIX SPIKE DUPLICATE: 5091269 5091270

Parameter	Units	10711077003 Result	MS Spike Conc.	MSD Spike Conc.	MS Result	MSD Result	MS % Rec	MSD % Rec	% Rec Limits	RPD	Max RPD	Qual
Alkalinity, Total as CaCO3	mg/L	173	40	40	223	218	123	112	80-120	2	20	M1

MATRIX SPIKE & MATRIX SPIKE DUPLICATE: 5091271 5091272

Parameter	Units	92757972002 Result	MS Spike Conc.	MSD Spike Conc.	MS Result	MSD Result	MS % Rec	MSD % Rec	% Rec Limits	RPD	Max RPD	Qual
Alkalinity, Total as CaCO3	mg/L	114	40	40	155	155	103	104	80-120	0	20	

Results presented on this page are in the units indicated by the "Units" column except where an alternate unit is presented to the right of the result.

This report shall not be reproduced, except in full,
without the written consent of Pace Analytical Services, LLC.

Pace Analytical Services, LLC
9800 Kincey Ave. Suite 100
Huntersville, NC 28078
(704)875-9092

QUALIFIERS

Project: Hammond AP-1_Week 3
Pace Project No.: 92757972

DEFINITIONS

DF - Dilution Factor, if reported, represents the factor applied to the reported data due to dilution of the sample aliquot.

ND - Not Detected at or above adjusted reporting limit.

TNTC - Too Numerous To Count

J - Estimated concentration above the adjusted method detection limit and below the adjusted reporting limit.

MDL - Adjusted Method Detection Limit.

PQL - Practical Quantitation Limit.

RL - Reporting Limit - The lowest concentration value that meets project requirements for quantitative data with known precision and bias for a specific analyte in a specific matrix.

S - Surrogate

1,2-Diphenylhydrazine decomposes to and cannot be separated from Azobenzene using Method 8270. The result for each analyte is a combined concentration.

Consistent with EPA guidelines, unrounded data are displayed and have been used to calculate % recovery and RPD values.

LCS(D) - Laboratory Control Sample (Duplicate)

MS(D) - Matrix Spike (Duplicate)

DUP - Sample Duplicate

RPD - Relative Percent Difference

NC - Not Calculable.

SG - Silica Gel - Clean-Up

U - Indicates the compound was analyzed for, but not detected.

Acid preservation may not be appropriate for 2 Chloroethylvinyl ether.

A separate vial preserved to a pH of 4-5 is recommended in SW846 Chapter 4 for the analysis of Acrolein and Acrylonitrile by EPA Method 8260.

N-Nitrosodiphenylamine decomposes and cannot be separated from Diphenylamine using Method 8270. The result reported for each analyte is a combined concentration.

Reported results are not rounded until the final step prior to reporting. Therefore, calculated parameters that are typically reported as "Total" may vary slightly from the sum of the reported component parameters.

Pace Analytical is TNI accredited. Contact your Pace PM for the current list of accredited analytes.

TNI - The NELAC Institute.

ANALYTE QUALIFIERS

B	Analyte was detected in the associated method blank.
H1	Analysis conducted outside the recognized method holding time.
M1	Matrix spike recovery exceeded QC limits. Batch accepted based on laboratory control sample (LCS) recovery.

This report shall not be reproduced, except in full,
without the written consent of Pace Analytical Services, LLC.

Pace Analytical Services, LLC
9800 Kincey Ave. Suite 100
Huntersville, NC 28078
(704)875-9092

QUALITY CONTROL DATA CROSS REFERENCE TABLE

Project: Hammond AP-1_Week 3
Pace Project No.: 92757972

Lab ID	Sample ID	QC Batch Method	QC Batch	Analytical Method	Analytical Batch
92757972001	**HAM-PT-07**	EPA 300.0	976023		
92757972002	**HAM-PT-08**	EPA 300.0	976023		
92757972003	**HAM-PT-09**	EPA 300.0	976023		
92757972004	**HAM-PT-10**	EPA 300.0	976023		
92757972005	**HAM-PT-11**	EPA 300.0	976023		
92757972006	**HAM-PT-12**	EPA 300.0	976023		
92757972007	**HAM-PT-13**	EPA 300.0	976023		
92757972008	**HAM-PT-14**	EPA 300.0	976023		
92757972009	**HAM-PT-15**	EPA 300.0	976023		
92757972010	**HAM-AP1-EB-01**	EPA 300.0	976023		
92757972011	**HAM-AP1-FB-01**	EPA 300.0	976023		
92757972012	**HAM-AP1-FD-01**	EPA 300.0	976023		
92757972001	**HAM-PT-07**	SM 4500-S2 D-2011	973697		
92757972002	**HAM-PT-08**	SM 4500-S2 D-2011	973697		
92757972003	**HAM-PT-09**	SM 4500-S2 D-2011	973697		
92757972004	**HAM-PT-10**	SM 4500-S2 D-2011	973697		
92757972005	**HAM-PT-11**	SM 4500-S2 D-2011	973697		
92757972006	**HAM-PT-12**	SM 4500-S2 D-2011	973697		
92757972007	**HAM-PT-13**	SM 4500-S2 D-2011	973697		
92757972008	**HAM-PT-14**	SM 4500-S2 D-2011	973697		
92757972009	**HAM-PT-15**	SM 4500-S2 D-2011	973697		
92757972010	**HAM-AP1-EB-01**	SM 4500-S2 D-2011	973697		
92757972011	**HAM-AP1-FB-01**	SM 4500-S2 D-2011	973699		
92757972012	**HAM-AP1-FD-01**	SM 4500-S2 D-2011	973699		
92757972001	**HAM-PT-07**	EPA 3010A	888265	EPA 6010D	888393
92757972002	**HAM-PT-08**	EPA 3010A	888265	EPA 6010D	888393
92757972003	**HAM-PT-09**	EPA 3010A	888265	EPA 6010D	888393
92757972004	**HAM-PT-10**	EPA 3010A	888265	EPA 6010D	888393
92757972005	**HAM-PT-11**	EPA 3010A	888265	EPA 6010D	888393
92757972006	**HAM-PT-12**	EPA 3010A	888265	EPA 6010D	888393
92757972007	**HAM-PT-13**	EPA 3010A	888406	EPA 6010D	888486
92757972008	**HAM-PT-14**	EPA 3010A	888406	EPA 6010D	888486
92757972009	**HAM-PT-15**	EPA 3010A	888406	EPA 6010D	888486
92757972010	**HAM-AP1-EB-01**	EPA 3010A	888406	EPA 6010D	888486
92757972011	**HAM-AP1-FB-01**	EPA 3010A	888406	EPA 6010D	888486
92757972012	**HAM-AP1-FD-01**	EPA 3010A	888406	EPA 6010D	888486
92757972001	**HAM-PT-07**	EPA 3005A	888402	EPA 6020B	888488
92757972002	**HAM-PT-08**	EPA 3005A	888402	EPA 6020B	888488
92757972003	**HAM-PT-09**	EPA 3005A	888402	EPA 6020B	888488
92757972004	**HAM-PT-10**	EPA 3005A	888402	EPA 6020B	888488
92757972005	**HAM-PT-11**	EPA 3005A	888403	EPA 6020B	888489
92757972006	**HAM-PT-12**	EPA 3005A	888403	EPA 6020B	888489
92757972007	**HAM-PT-13**	EPA 3005A	888403	EPA 6020B	888489
92757972008	**HAM-PT-14**	EPA 3005A	888403	EPA 6020B	888489
92757972009	**HAM-PT-15**	EPA 3005A	888403	EPA 6020B	888489
92757972010	**HAM-AP1-EB-01**	EPA 3005A	888403	EPA 6020B	888489

This report shall not be reproduced, except in full,
without the written consent of Pace Analytical Services, LLC.

Pace Analytical Services, LLC
9800 Kincey Ave. Suite 100
Huntersville, NC 28078
(704)875-9092

QUALITY CONTROL DATA CROSS REFERENCE TABLE

Project: Hammond AP-1_Week 3
Pace Project No.: 92757972

Lab ID	Sample ID	QC Batch Method	QC Batch	Analytical Method	Analytical Batch
92757972011	**HAM-AP1-FB-01**	EPA 3005A	888403	EPA 6020B	888489
92757972012	**HAM-AP1-FD-01**	EPA 3005A	888403	EPA 6020B	888489
92757972001	**HAM-PT-07**	EPA 7470A	888937	EPA 7470A	889140
92757972002	**HAM-PT-08**	EPA 7470A	888937	EPA 7470A	889140
92757972003	**HAM-PT-09**	EPA 7470A	888937	EPA 7470A	889140
92757972004	**HAM-PT-10**	EPA 7470A	888937	EPA 7470A	889140
92757972005	**HAM-PT-11**	EPA 7470A	888937	EPA 7470A	889140
92757972006	**HAM-PT-12**	EPA 7470A	888937	EPA 7470A	889140
92757972007	**HAM-PT-13**	EPA 7470A	888937	EPA 7470A	889140
92757972008	**HAM-PT-14**	EPA 7470A	888937	EPA 7470A	889140
92757972009	**HAM-PT-15**	EPA 7470A	888937	EPA 7470A	889140
92757972010	**HAM-AP1-EB-01**	EPA 7470A	888937	EPA 7470A	889140
92757972011	**HAM-AP1-FB-01**	EPA 7470A	888937	EPA 7470A	889140
92757972012	**HAM-AP1-FD-01**	EPA 7470A	888937	EPA 7470A	889140
92757972001	**HAM-PT-07**	SM 2540C-2015	888616		
92757972002	**HAM-PT-08**	SM 2540C-2015	888616		
92757972003	**HAM-PT-09**	SM 2540C-2015	888616		
92757972004	**HAM-PT-10**	SM 2540C-2015	888616		
92757972005	**HAM-PT-11**	SM 2540C-2015	888616		
92757972006	**HAM-PT-12**	SM 2540C-2015	888616		
92757972007	**HAM-PT-13**	SM 2540C-2015	888616		
92757972008	**HAM-PT-14**	SM 2540C-2015	888616		
92757972009	**HAM-PT-15**	SM 2540C-2015	888616		
92757972010	**HAM-AP1-EB-01**	SM 2540C-2015	888616		
92757972011	**HAM-AP1-FB-01**	SM 2540C-2015	888616		
92757972012	**HAM-AP1-FD-01**	SM 2540C-2015	888616		
92757972001	**HAM-PT-07**	SM 2320B	974088		
92757972002	**HAM-PT-08**	SM 2320B	974088		
92757972003	**HAM-PT-09**	SM 2320B	974088		
92757972004	**HAM-PT-10**	SM 2320B	974088		
92757972005	**HAM-PT-11**	SM 2320B	974088		
92757972006	**HAM-PT-12**	SM 2320B	974088		
92757972007	**HAM-PT-13**	SM 2320B	974088		
92757972008	**HAM-PT-14**	SM 2320B	974088		
92757972009	**HAM-PT-15**	SM 2320B	974088		
92757972010	**HAM-AP1-EB-01**	SM 2320B	974088		
92757972011	**HAM-AP1-FB-01**	SM 2320B	974088		
92757972012	**HAM-AP1-FD-01**	SM 2320B	974088		

This report shall not be reproduced, except in full,
without the written consent of Pace Analytical Services, LLC.

WO# : 92757972

92757972

Pace Analytical

CHAIN-OF-CUSTODY / Analytical Request Document

The Chain-of-Custody is a LEGAL DOCUMENT. All relevant fields must be completed accurately.

Page: of

Section A Required Client Information:		Section B Required Project Information:		Section C Invoice Information:	
Company:	GA Power	Report To:	SCS Contacts	Attention:	Southern Co.
Address:	Atlanta, GA	Copy To:	Geosyntec Contacts	Company Name:	
				Address:	
Email To:	SCS Contacts	Purchase Order No.:	GPC82474-0001	Pace Quote Reference:	
Phone:	Fax:	Project Name:	Hammond AP-1_Week 3	Pace Project Manager:	Bonnie Vang
Requested Due Date/TAT:	10 Day	Project Number:		Pace Profile #:	16483

REGULATORY AGENCY

NPDES | GROUND WATER | DRINKING WATER

UST | RCRA | OTHER CCR

Site Location STATE: GA

Requested Analysis Filtered (Y/N)

Section D Required Client Information

Valid Matrix Codes

MATRIX	CODE
DRINKING WATER	DW
WATER	WT
WASTE WATER	WW
PRODUCT	P
SOIL/SOLID	SL
OIL	OL
WIPE	WP
AIR	AR
OTHER	OT
TISSUE	TS

SAMPLE ID (A-Z, 0-9 / ,-) Sample IDs MUST BE UNIQUE

ITEM #	SAMPLE ID	MATRIX CODE (use valid codes to left)	SAMPLE TYPE (G=GRAB C=COMP)	COLLECTED COMPOSITE DATE	COLLECTED COMPOSITE TIME	COLLECTED COMPOSITE DATE	COLLECTED COMPOSITE TIME	SAMPLE TEMP AT COLLECTION	# OF CONTAINERS	Preservatives: Unpreserved	H_2SO_4	HNO_3	HCl	NaOH	$Na_2S_2O_3$	Methanol	Other	Analysis Test Y/N	Chloride, Fluoride, Sulfate	Full App. III and IV metals	Major Ions (Profile 10839-2)	TDS	Residual Chlorine (Y/N)	Pace Project No./ Lab I.D.
																			N	N	N	N		
1	HAM-PT-07	WG	G	10/8/2024	1513			21	5	3		1					1		X	X	X	X	N	
2	HAM-PT-08	WG	G	10/8/2024	1245			20	5	3		1					1		X	X	X	X	N	
3	HAM-PT-09	WG	G	10/9/2024	1240			21	5	3		1					1		X	X	X	X	N	
4	HAM-PT-10	WG	G	10/9/2024	1344			20	5	3		1					1		X	X	X	X	N	
5	HAM-PT-11	WG	G	10/9/2024	1007			20	5	3		1					1		X	X	X	X	N	
6	HAM-PT-12	WG	G	10/9/2024	1040			21	5	3		1					1		X	X	X	X	N	
7	HAM-PT-13	WG	G	10/8/2024	1300			20	5	3		1					1		X	X	X	X	N	
8	HAM-PT-14	WG	G	10/8/2024	1530			21	5	3		1					1		X	X	X	X	N	
9	HAM-PT-15	WG	G	10/8/2024	1704			20	5	3		1					1		X	X	X	X	N	
10	HAM-AP1-EB-01	WQ	G	10/9/2024	1500			20	5	3		1					1		X	X	X	X	N	
11	HAM-AP1-FB-01	WQ	G	~~10/8/2024~~ 10/9/2024	1505			20	5	3		1					1		X	X	X	X	N	
12	HAM-AP1-FD-01	WG	G	10/8/2024	0000			20	5	3		1					1		X	X	X	X	N	

ADDITIONAL COMMENTS	RELINQUISHED BY / AFFILIATION	DATE	TIME	ACCEPTED BY / AFFILIATION	DATE	TIME	SAMPLE CONDITIONS
Task Code: HAM-CCR-CA-20241008	Elisabeth Russell/GEC	10/10/24	1115	Ryan Williams / Pace	10/10/24	1115	
	Ryan Williams / Pace	10/10/24	1455	[signature]	10/10	1455	

JN 10/11/2024

SAMPLER NAME AND SIGNATURE

PRINT Name of SAMPLER: Elisabeth Russell, Zain Webb / Geosyntec Consultants, Inc

SIGNATURE of SAMPLER: DATE Signed (MM/DD/YY):

Temp in °C | Received on Ice (Y/N) | Custody Sealed Cooler (Y/N) | Samples Intact (Y/N)

*Important Note: By signing this form you are accepting Pace's NET 30 day payment terms and agreeing to late charges of 1.5% per month for any invoices not paid within 30 days.

F-ALL-Q-020rev.07, 15-Feb-2007

Pace	DC#_Title: ENV-FRM-HUN1-0083 v05_Sample Condition Upon Receipt
	Effective Date: 05/24/2024

Laboratory receiving samples:
Asheville ☐ Eden ☐ Greenwood ☐ Huntersville ☐ Raleigh ☐ Mechanicsville ☐ Atlanta ☑ Kernersville ☐

Sample Condition Upon Receipt

Client Name: Ga Power

Project #:

WO#: 92757972
PM: BV **Due Date: 10/24/24**
CLIENT: 92- GP-HAM

Courier: ☐ Fed Ex ☐ UPS ☐ USPS ☐ Client ☐ Commercial ☑ Pace ☐ Other:____

Custody Seal Present? ☑ Yes ☐ No Seals Intact? ☑ Yes ☐ No ☐ N/A

Date/Initials Person Examining Contents: 10/11/24 SCA

Packing Material: ☑ Bubble Wrap ☐ Bubble Bags ☐ None ☐ Other

Biological Tissue Frozen? ☐ Yes ☐ No ☑ N/A

Thermometer: ☑ IR Gun ID: 230

Type of Ice: ☑ Wet ☐ Blue ☐ None

Cooler Temp: 3.3 Correction Factor: Add/Subtract (°C) 0.0

Temp should be above freezing to 6°C
☐ Samples out of temp criteria. Samples on ice, cooling process has begun

Cooler Temp Corrected (°C): 3.3

USDA Regulated Soil (☐ N/A, water sample)
Did samples originate in a quarantine zone within the United States: CA, NY, or SC (check maps)? ☐ Yes ☐ No

Did samples originate from a foreign source (internationally, including Hawaii and Puerto Rico)? ☐ Yes ☐ No

				Comments/Discrepancy:
Chain of Custody Present?	☑ Yes	☐ No	☐ N/A	1.
Samples Arrived within Hold Time?	☑ Yes	☐ No	☐ N/A	2.
Short Hold Time Analysis (<72 hr.)?	☐ Yes	☐ No	☐ N/A	3.
Rush Turn Around Time Requested?	☐ Yes	☑ No	☐ N/A	4.
Sufficient Volume?	☑ Yes	☐ No	☐ N/A	5.
Correct Containers Used?	☑ Yes	☐ No	☐ N/A	6.
-Pace Containers Used?	☑ Yes	☐ No	☐ N/A	
Containers Intact?	☑ Yes	☐ No	☐ N/A	7.
Dissolved analysis: Samples Field Filtered?	☐ Yes	☐ No	☑ N/A	8.
Sample Labels Match COC? 10/11/24 SCA	☑ Yes	☑ No	☐ N/A	9. Sample 2 + Sample 14 do not have same ID name but do have same time + date.
-Includes Date/Time/ID/Analysis Matrix: W				
Headspace in VOA Vials (>5-6mm)?	☐ Yes	☐ No	☑ N/A	10.
Trip Blank Present?	☐ Yes	☐ No	☑ N/A	11.
Trip Blank Custody Seals Present?	☐ Yes	☐ No	☑ N/A	

COMMENTS/SAMPLE DISCREPANCY

Field Data Required? ☐ Yes ☐ No

Lot ID of split containers:

CLIENT NOTIFICATION/RESOLUTION

Person contacted: Date/Time:

Project Manager SCURF Review: Date:

Project Manager SRF Review: Date:

Pace

DC#_Title: ENV-FRM-HUN1-0083 v05_Sample Condition Upon Receipt

Effective Date: 05/24/2024

WO#: 92757972

PM: BV Due Date: 10/24/24

CLIENT: 92- GP-HAM

*Check mark top half of box if pH and/or dechlorination is verified and within the acceptance range for preservation samples.

Exceptions: VOA, Coliform, TOC, Oil and Grease, DRO/8015 (water) DOC, LLHg

**Bottom half of box is to list number of bottles

***Check all unpreserved Nitrates for chlorine

Project #

Laboratory Receiving Location: Asheville ☐ Eden ☐ Greenwood ☐ Huntersville ☐ Raleigh ☐ Mechanicsville ☐ Atlanta ☐ Kernersville ☐

Client_____ Profile/EZ (Circle one)_____ Notes_____

Item#	BP4U-125 mL Plastic Unpreserved (N/A) (Cl-)	BP3U-250 mL Plastic Unpreserved (N/A)	BP2U-500 mL Plastic Unpreserved (N/A)	BP1U-1 liter Plastic Unpreserved (N/A)		BP4S-125 mL Plastic H2SO4 (pH < 2) (Cl-)	BP3N-250 mL plastic HNO3 (pH < 2)	BP4Z-125 mL Plastic ZN Acetate & NaOH (>9)	BP4B-125 mL Plastic NaOH (pH > 12) (Cl-)	WGFU-Wide-mouthed Glass jar Unpreserved	AG1U-1 liter Amber Unpreserved (N/A) (Cl-)	AG1H-1 liter Amber HCl (pH < 2)	AG3U-250 mL Amber Unpreserved (N/A) (Cl-)	AG1S-1 liter Amber H2SO4 (pH < 2)	AG3S-250 mL Amber H2SO4 (pH < 2)	DG84-40 mL Amber NH4Cl (N/A)(Cl-)	DG9H-40 mL VOA HCl (N/A)	VG9T-40 mL VOA Na2S2O3 (N/A)	VG9U-40 mL VOA Unpreserved (N/A)	DG9V-40 mL VOA H3PO4 (N/A)	KP7U-50 mL Plastic Unpreserved (N/A)	V/GK (3 vials per kit)-VPH/Gas kit (N/A)	SP5T-125 mL Sterile Plastic (N/A – lab)	SP2T-250 mL Sterile Plastic (N/A – lab)		BP3R-250 mL Plastic (NH2)2SO4 (9.3-9.7)	AGDU-100 mL Amber Unpreserved (N/A) (Cl-)	VSGU-20 mL Scintillation vials (N/A)	DG9U-40 mL Amber Unpreserved vials (N/A)
CC																													
1		2																											
2		2																											
3		2																											
4		2																											
5		2																											
6		2																											
7		2																											
8		2																											
9		2																											
10		2																											
11		2																											
12		2																											

pH Adjustment Log for Preserved Samples

Sample ID	Type of Preservative	pH upon receipt	Date preservation adjusted	Time preservation adjusted	Amount of Preservative added	Lot #

Note: Whenever there is a discrepancy affecting North Carolina compliance samples, a copy of this form will be sent to the North Carolina DENR Certification Office (i.e. Out of hold, incorrect preservative, out of temp, incorrect containers.

Pace Analytical Services, LLC
9800 Kincey Ave. Suite 100
Huntersville, NC 28078
(704)875-9092

October 30, 2024

Kristen Jurinko
Southern Company
241 Ralph McGill Blvd NE
Bin 10160
Atlanta, GA 30308

RE: Project: Hammond AP-1_Week 4
Pace Project No.: 92759101

Dear Kristen Jurinko:

Enclosed are the analytical results for sample(s) received by the laboratory on October 17, 2024. The results relate only to the samples included in this report. Results reported herein conform to the applicable TNI/NELAC Standards and the laboratory's Quality Manual, where applicable, unless otherwise noted in the body of the report.

The test results provided in this final report were generated by each of the following laboratories within the Pace Network:

- Pace Analytical Services - Peachtree Corners, GA

If you have any questions concerning this report, please feel free to contact me.

Sincerely,

Bonnie Vang

Bonnie Vang
bonnie.vang@pacelabs.com
704-977-0968
Project Manager

Enclosures

cc: Kip Gray, Geosyntec
Christine Hug, Geosyntec Consultants, Inc.
Thomas Kessler, Geosyntec Consultants
Whitney Law, Geosyntec Consultants
Laura Midkiff, Southern Company
Caroline Nelson, Geosyntec Consultants, Inc
Jamie Newsome, Geosyntec Consultants
Zain Webb, Geosyntec Consultants

This report shall not be reproduced, except in full,
without the written consent of Pace Analytical Services, LLC.

Pace Analytical Services, LLC
9800 Kincey Ave. Suite 100
Huntersville, NC 28078
(704)875-9092

CERTIFICATIONS

Project:	Hammond AP-1_Week 4
Pace Project No.:	92759101

Pace Analytical Services Peachtree Corners

110 Technology Pkwy, Peachtree Corners, GA 30092
Florida DOH Certification #: E87315
Georgia DW Inorganics Certification #: 812
North Carolina Certification #: 381
South Carolina Certification #: 98011001
Virginia Certification #: 460204

This report shall not be reproduced, except in full,
without the written consent of Pace Analytical Services, LLC.

Pace Analytical Services, LLC
9800 Kincey Ave. Suite 100
Huntersville, NC 28078
(704)875-9092

SAMPLE SUMMARY

Project: Hammond AP-1_Week 4
Pace Project No.: 92759101

Lab ID	Sample ID	Matrix	Date Collected	Date Received
92759101001	**HAM-PT-07**	Water	10/15/24 14:22	10/17/24 11:22
92759101002	**HAM-PT-08**	Water	10/15/24 14:20	10/17/24 11:22
92759101003	**HAM-PT-09**	Water	10/16/24 12:27	10/17/24 11:22
92759101004	**HAM-PT-10**	Water	10/16/24 10:40	10/17/24 11:22
92759101005	**HAM-PT-11**	Water	10/16/24 10:40	10/17/24 11:22
92759101006	**HAM-PT-12**	Water	10/16/24 14:20	10/17/24 11:22
92759101007	**HAM-PT-13**	Water	10/15/24 13:08	10/17/24 11:22
92759101008	**HAM-PT-14**	Water	10/15/24 11:25	10/17/24 11:22
92759101009	**HAM-PT-15**	Water	10/15/24 15:20	10/17/24 11:22
92759101010	**HAM-AP1-EB-01**	Water	10/16/24 14:05	10/17/24 11:22
92759101011	**HAM-AP1-FB-01**	Water	10/16/24 14:00	10/17/24 11:22
92759101012	**HAM-AP1-FD-01**	Water	10/16/24 00:00	10/17/24 11:22

This report shall not be reproduced, except in full,
without the written consent of Pace Analytical Services, LLC.

Pace Analytical Services, LLC
9800 Kincey Ave. Suite 100
Huntersville, NC 28078
(704)875-9092

SAMPLE ANALYTE COUNT

Project: Hammond AP-1_Week 4
Pace Project No.: 92759101

Lab ID	Sample ID	Method	Analysts	Analytes Reported
92759101001	**HAM-PT-07**	EPA 6020B	CW1	3
92759101002	**HAM-PT-08**	EPA 6020B	CW1	3
92759101003	**HAM-PT-09**	EPA 6020B	CW1	3
92759101004	**HAM-PT-10**	EPA 6020B	CW1	3
92759101005	**HAM-PT-11**	EPA 6020B	CW1	3
92759101006	**HAM-PT-12**	EPA 6020B	CW1	3
92759101007	**HAM-PT-13**	EPA 6020B	CW1	3
92759101008	**HAM-PT-14**	EPA 6020B	CW1	3
92759101009	**HAM-PT-15**	EPA 6020B	CW1	3
92759101010	**HAM-AP1-EB-01**	EPA 6020B	CW1	4
92759101011	**HAM-AP1-FB-01**	EPA 6020B	CW1	4
92759101012	**HAM-AP1-FD-01**	EPA 6020B	CW1	4

PASI-GA = Pace Analytical Services - Peachtree Corners, GA

This report shall not be reproduced, except in full,
without the written consent of Pace Analytical Services, LLC.

Pace Analytical Services, LLC
9800 Kincey Ave. Suite 100
Huntersville, NC 28078
(704)875-9092

SUMMARY OF DETECTION

Project: Hammond AP-1_Week 4
Pace Project No.: 92759101

Lab Sample ID / Method	Client Sample ID / Parameters	Result	Units	Report Limit	Analyzed	Qualifiers
92759101001	**HAM-PT-07**					
EPA 6020B	Arsenic	0.044	mg/L	0.0050	10/25/24 18:52	
EPA 6020B	Boron	0.56	mg/L	0.040	10/25/24 18:52	
EPA 6020B	Iron	4.3	mg/L	0.040	10/25/24 18:52	
92759101002	**HAM-PT-08**					
EPA 6020B	Arsenic	0.052	mg/L	0.0050	10/25/24 19:07	
EPA 6020B	Boron	0.59	mg/L	0.040	10/25/24 19:07	
EPA 6020B	Iron	2.2	mg/L	0.040	10/25/24 19:07	
92759101003	**HAM-PT-09**					
EPA 6020B	Boron	1.3	mg/L	0.040	10/25/24 19:11	
EPA 6020B	Iron	0.34	mg/L	0.040	10/25/24 19:11	
EPA 6020B	Molybdenum	0.18	mg/L	0.010	10/25/24 19:11	
92759101004	**HAM-PT-10**					
EPA 6020B	Boron	1.5	mg/L	0.040	10/25/24 19:14	
EPA 6020B	Iron	0.51	mg/L	0.040	10/25/24 19:14	
EPA 6020B	Molybdenum	0.16	mg/L	0.010	10/25/24 19:14	
92759101005	**HAM-PT-11**					
EPA 6020B	Boron	1.3	mg/L	0.040	10/25/24 19:18	
EPA 6020B	Iron	0.82	mg/L	0.040	10/25/24 19:18	
EPA 6020B	Molybdenum	0.062	mg/L	0.010	10/25/24 19:18	
92759101006	**HAM-PT-12**					
EPA 6020B	Boron	1.2	mg/L	0.040	10/25/24 19:29	
EPA 6020B	Iron	0.48	mg/L	0.040	10/25/24 19:29	
EPA 6020B	Molybdenum	0.16	mg/L	0.010	10/25/24 19:29	
92759101007	**HAM-PT-13**					
EPA 6020B	Arsenic	0.064	mg/L	0.0050	10/25/24 19:33	
EPA 6020B	Boron	0.54	mg/L	0.040	10/25/24 19:33	
EPA 6020B	Iron	7.2	mg/L	0.040	10/25/24 19:33	
92759101008	**HAM-PT-14**					
EPA 6020B	Arsenic	0.20	mg/L	0.0050	10/25/24 19:37	
EPA 6020B	Boron	0.59	mg/L	0.040	10/25/24 19:37	
EPA 6020B	Iron	14.4	mg/L	0.40	10/28/24 19:18	
92759101009	**HAM-PT-15**					
EPA 6020B	Arsenic	0.022	mg/L	0.0050	10/25/24 19:40	
EPA 6020B	Boron	0.62	mg/L	0.040	10/25/24 19:40	
EPA 6020B	Iron	1.2	mg/L	0.040	10/25/24 19:40	
92759101010	**HAM-AP1-EB-01**					
EPA 6020B	Iron	0.0089J	mg/L	0.040	10/25/24 19:48	
92759101012	**HAM-AP1-FD-01**					
EPA 6020B	Boron	1.3	mg/L	0.040	10/25/24 19:55	
EPA 6020B	Iron	0.78	mg/L	0.040	10/25/24 19:55	
EPA 6020B	Molybdenum	0.063	mg/L	0.010	10/25/24 19:55	

This report shall not be reproduced, except in full,
without the written consent of Pace Analytical Services, LLC.

Pace Analytical Services, LLC
9800 Kincey Ave. Suite 100
Huntersville, NC 28078
(704)875-9092

ANALYTICAL RESULTS

Project: Hammond AP-1_Week 4
Pace Project No.: 92759101

Sample: HAM-PT-07 **Lab ID: 92759101001** Collected: 10/15/24 14:22 Received: 10/17/24 11:22 Matrix: Water

Parameters	Results	Units	Report Limit	MDL	DF	Prepared	Analyzed	CAS No.	Qual
6020 MET ICPMS	Analytical Method: EPA 6020B Preparation Method: EPA 3005A Pace Analytical Services - Peachtree Corners, GA								
Arsenic	**0.044**	mg/L	0.0050	0.00084	1	10/23/24 17:06	10/25/24 18:52	7440-38-2	
Boron	**0.56**	mg/L	0.040	0.012	1	10/23/24 17:06	10/25/24 18:52	7440-42-8	
Iron	**4.3**	mg/L	0.040	0.0075	1	10/23/24 17:06	10/25/24 18:52	7439-89-6	

This report shall not be reproduced, except in full,
without the written consent of Pace Analytical Services, LLC.

Pace Analytical Services, LLC
9800 Kincey Ave. Suite 100
Huntersville, NC 28078
(704)875-9092

ANALYTICAL RESULTS

Project: Hammond AP-1_Week 4
Pace Project No.: 92759101

Sample: HAM-PT-08 **Lab ID: 92759101002** Collected: 10/15/24 14:20 Received: 10/17/24 11:22 Matrix: Water

Parameters	Results	Units	Report Limit	MDL	DF	Prepared	Analyzed	CAS No.	Qual
6020 MET ICPMS	Analytical Method: EPA 6020B Preparation Method: EPA 3005A Pace Analytical Services - Peachtree Corners, GA								
Arsenic	**0.052**	mg/L	0.0050	0.00084	1	10/23/24 17:06	10/25/24 19:07	7440-38-2	
Boron	**0.59**	mg/L	0.040	0.012	1	10/23/24 17:06	10/25/24 19:07	7440-42-8	
Iron	**2.2**	mg/L	0.040	0.0075	1	10/23/24 17:06	10/25/24 19:07	7439-89-6	

This report shall not be reproduced, except in full,
without the written consent of Pace Analytical Services, LLC.

Pace Analytical Services, LLC
9800 Kincey Ave. Suite 100
Huntersville, NC 28078
(704)875-9092

ANALYTICAL RESULTS

Project: Hammond AP-1_Week 4
Pace Project No.: 92759101

Sample: HAM-PT-09 **Lab ID: 92759101003** Collected: 10/16/24 12:27 Received: 10/17/24 11:22 Matrix: Water

Parameters	Results	Units	Report Limit	MDL	DF	Prepared	Analyzed	CAS No.	Qual
6020 MET ICPMS	Analytical Method: EPA 6020B Preparation Method: EPA 3005A Pace Analytical Services - Peachtree Corners, GA								
Boron	**1.3**	mg/L	0.040	0.012	1	10/23/24 17:06	10/25/24 19:11	7440-42-8	
Iron	**0.34**	mg/L	0.040	0.0075	1	10/23/24 17:06	10/25/24 19:11	7439-89-6	
Molybdenum	**0.18**	mg/L	0.010	0.00062	1	10/23/24 17:06	10/25/24 19:11	7439-98-7	

This report shall not be reproduced, except in full,
without the written consent of Pace Analytical Services, LLC.

Pace Analytical Services, LLC
9800 Kincey Ave. Suite 100
Huntersville, NC 28078
(704)875-9092

ANALYTICAL RESULTS

Project: Hammond AP-1_Week 4
Pace Project No.: 92759101

Sample: HAM-PT-10 **Lab ID: 92759101004** Collected: 10/16/24 10:40 Received: 10/17/24 11:22 Matrix: Water

Parameters	Results	Units	Report Limit	MDL	DF	Prepared	Analyzed	CAS No.	Qual
6020 MET ICPMS	Analytical Method: EPA 6020B Preparation Method: EPA 3005A Pace Analytical Services - Peachtree Corners, GA								
Boron	**1.5**	mg/L	0.040	0.012	1	10/23/24 17:06	10/25/24 19:14	7440-42-8	
Iron	**0.51**	mg/L	0.040	0.0075	1	10/23/24 17:06	10/25/24 19:14	7439-89-6	
Molybdenum	**0.16**	mg/L	0.010	0.00062	1	10/23/24 17:06	10/25/24 19:14	7439-98-7	

This report shall not be reproduced, except in full,
without the written consent of Pace Analytical Services, LLC.

Pace Analytical Services, LLC
9800 Kincey Ave. Suite 100
Huntersville, NC 28078
(704)875-9092

ANALYTICAL RESULTS

Project: Hammond AP-1_Week 4
Pace Project No.: 92759101

Sample: HAM-PT-11 **Lab ID: 92759101005** Collected: 10/16/24 10:40 Received: 10/17/24 11:22 Matrix: Water

Parameters	Results	Units	Report Limit	MDL	DF	Prepared	Analyzed	CAS No.	Qual
6020 MET ICPMS	Analytical Method: EPA 6020B Preparation Method: EPA 3005A Pace Analytical Services - Peachtree Corners, GA								
Boron	**1.3**	mg/L	0.040	0.012	1	10/23/24 17:06	10/25/24 19:18	7440-42-8	
Iron	**0.82**	mg/L	0.040	0.0075	1	10/23/24 17:06	10/25/24 19:18	7439-89-6	
Molybdenum	**0.062**	mg/L	0.010	0.00062	1	10/23/24 17:06	10/25/24 19:18	7439-98-7	

This report shall not be reproduced, except in full,
without the written consent of Pace Analytical Services, LLC.

Pace Analytical Services, LLC
9800 Kincey Ave. Suite 100
Huntersville, NC 28078
(704)875-9092

ANALYTICAL RESULTS

Project: Hammond AP-1_Week 4
Pace Project No.: 92759101

Sample: HAM-PT-12 **Lab ID: 92759101006** Collected: 10/16/24 14:20 Received: 10/17/24 11:22 Matrix: Water

Parameters	Results	Units	Report Limit	MDL	DF	Prepared	Analyzed	CAS No.	Qual
6020 MET ICPMS	Analytical Method: EPA 6020B Preparation Method: EPA 3005A Pace Analytical Services - Peachtree Corners, GA								
Boron	**1.2**	mg/L	0.040	0.012	1	10/23/24 17:06	10/25/24 19:29	7440-42-8	
Iron	**0.48**	mg/L	0.040	0.0075	1	10/23/24 17:06	10/25/24 19:29	7439-89-6	
Molybdenum	**0.16**	mg/L	0.010	0.00062	1	10/23/24 17:06	10/25/24 19:29	7439-98-7	

This report shall not be reproduced, except in full,
without the written consent of Pace Analytical Services, LLC.

Pace Analytical Services, LLC
9800 Kincey Ave. Suite 100
Huntersville, NC 28078
(704)875-9092

ANALYTICAL RESULTS

Project: Hammond AP-1_Week 4
Pace Project No.: 92759101

Sample: HAM-PT-13 **Lab ID: 92759101007** Collected: 10/15/24 13:08 Received: 10/17/24 11:22 Matrix: Water

Parameters	Results	Units	Report Limit	MDL	DF	Prepared	Analyzed	CAS No.	Qual
6020 MET ICPMS	Analytical Method: EPA 6020B Preparation Method: EPA 3005A Pace Analytical Services - Peachtree Corners, GA								
Arsenic	**0.064**	mg/L	0.0050	0.00084	1	10/23/24 17:06	10/25/24 19:33	7440-38-2	
Boron	**0.54**	mg/L	0.040	0.012	1	10/23/24 17:06	10/25/24 19:33	7440-42-8	
Iron	**7.2**	mg/L	0.040	0.0075	1	10/23/24 17:06	10/25/24 19:33	7439-89-6	

This report shall not be reproduced, except in full,
without the written consent of Pace Analytical Services, LLC.

Pace Analytical Services, LLC
9800 Kincey Ave. Suite 100
Huntersville, NC 28078
(704)875-9092

ANALYTICAL RESULTS

Project: Hammond AP-1_Week 4
Pace Project No.: 92759101

Sample: HAM-PT-14 **Lab ID: 92759101008** Collected: 10/15/24 11:25 Received: 10/17/24 11:22 Matrix: Water

Parameters	Results	Units	Report Limit	MDL	DF	Prepared	Analyzed	CAS No.	Qual
6020 MET ICPMS	Analytical Method: EPA 6020B Preparation Method: EPA 3005A Pace Analytical Services - Peachtree Corners, GA								
Arsenic	**0.20**	mg/L	0.0050	0.00084	1	10/23/24 17:06	10/25/24 19:37	7440-38-2	
Boron	**0.59**	mg/L	0.040	0.012	1	10/23/24 17:06	10/25/24 19:37	7440-42-8	
Iron	**14.4**	mg/L	0.40	0.075	10	10/23/24 17:06	10/28/24 19:18	7439-89-6	

This report shall not be reproduced, except in full,
without the written consent of Pace Analytical Services, LLC.

Pace Analytical Services, LLC
9800 Kincey Ave. Suite 100
Huntersville, NC 28078
(704)875-9092

ANALYTICAL RESULTS

Project: Hammond AP-1_Week 4
Pace Project No.: 92759101

Sample: HAM-PT-15 **Lab ID: 92759101009** Collected: 10/15/24 15:20 Received: 10/17/24 11:22 Matrix: Water

Parameters	Results	Units	Report Limit	MDL	DF	Prepared	Analyzed	CAS No.	Qual
6020 MET ICPMS	Analytical Method: EPA 6020B Preparation Method: EPA 3005A Pace Analytical Services - Peachtree Corners, GA								
Arsenic	**0.022**	mg/L	0.0050	0.00084	1	10/23/24 17:06	10/25/24 19:40	7440-38-2	
Boron	**0.62**	mg/L	0.040	0.012	1	10/23/24 17:06	10/25/24 19:40	7440-42-8	
Iron	**1.2**	mg/L	0.040	0.0075	1	10/23/24 17:06	10/25/24 19:40	7439-89-6	

This report shall not be reproduced, except in full,
without the written consent of Pace Analytical Services, LLC.

Pace Analytical Services, LLC
9800 Kincey Ave. Suite 100
Huntersville, NC 28078
(704)875-9092

ANALYTICAL RESULTS

Project: Hammond AP-1_Week 4
Pace Project No.: 92759101

Sample: HAM-AP1-EB-01 **Lab ID: 92759101010** Collected: 10/16/24 14:05 Received: 10/17/24 11:22 Matrix: Water

Parameters	Results	Units	Report Limit	MDL	DF	Prepared	Analyzed	CAS No.	Qual
6020 MET ICPMS	Analytical Method: EPA 6020B Preparation Method: EPA 3005A Pace Analytical Services - Peachtree Corners, GA								
Arsenic	ND	mg/L	0.0050	0.00084	1	10/23/24 17:06	10/25/24 19:48	7440-38-2	
Boron	ND	mg/L	0.040	0.012	1	10/23/24 17:06	10/25/24 19:48	7440-42-8	
Iron	**0.0089J**	mg/L	0.040	0.0075	1	10/23/24 17:06	10/25/24 19:48	7439-89-6	
Molybdenum	ND	mg/L	0.010	0.00062	1	10/23/24 17:06	10/25/24 19:48	7439-98-7	

This report shall not be reproduced, except in full,
without the written consent of Pace Analytical Services, LLC.

Pace Analytical Services, LLC
9800 Kincey Ave. Suite 100
Huntersville, NC 28078
(704)875-9092

ANALYTICAL RESULTS

Project: Hammond AP-1_Week 4
Pace Project No.: 92759101

Sample: HAM-AP1-FB-01 **Lab ID: 92759101011** Collected: 10/16/24 14:00 Received: 10/17/24 11:22 Matrix: Water

Parameters	Results	Units	Report Limit	MDL	DF	Prepared	Analyzed	CAS No.	Qual
6020 MET ICPMS	Analytical Method: EPA 6020B Preparation Method: EPA 3005A Pace Analytical Services - Peachtree Corners, GA								
Arsenic	ND	mg/L	0.0050	0.00084	1	10/23/24 17:06	10/25/24 19:51	7440-38-2	
Boron	ND	mg/L	0.040	0.012	1	10/23/24 17:06	10/25/24 19:51	7440-42-8	
Iron	ND	mg/L	0.040	0.0075	1	10/23/24 17:06	10/25/24 19:51	7439-89-6	
Molybdenum	ND	mg/L	0.010	0.00062	1	10/23/24 17:06	10/25/24 19:51	7439-98-7	

This report shall not be reproduced, except in full,
without the written consent of Pace Analytical Services, LLC.

Pace Analytical Services, LLC
9800 Kincey Ave. Suite 100
Huntersville, NC 28078
(704)875-9092

ANALYTICAL RESULTS

Project: Hammond AP-1_Week 4
Pace Project No.: 92759101

Sample: HAM-AP1-FD-01 **Lab ID: 92759101012** Collected: 10/16/24 00:00 Received: 10/17/24 11:22 Matrix: Water

Parameters	Results	Units	Report Limit	MDL	DF	Prepared	Analyzed	CAS No.	Qual
6020 MET ICPMS	Analytical Method: EPA 6020B Preparation Method: EPA 3005A Pace Analytical Services - Peachtree Corners, GA								
Arsenic	ND	mg/L	0.0050	0.00084	1	10/23/24 17:06	10/25/24 19:55	7440-38-2	
Boron	**1.3**	mg/L	0.040	0.012	1	10/23/24 17:06	10/25/24 19:55	7440-42-8	
Iron	**0.78**	mg/L	0.040	0.0075	1	10/23/24 17:06	10/25/24 19:55	7439-89-6	
Molybdenum	**0.063**	mg/L	0.010	0.00062	1	10/23/24 17:06	10/25/24 19:55	7439-98-7	

This report shall not be reproduced, except in full,
without the written consent of Pace Analytical Services, LLC.

Pace Analytical Services, LLC
9800 Kincey Ave. Suite 100
Huntersville, NC 28078
(704)875-9092

QUALITY CONTROL DATA

Project: Hammond AP-1_Week 4
Pace Project No.: 92759101

QC Batch: 890896
QC Batch Method: EPA 3005A
Analysis Method: EPA 6020B
Analysis Description: 6020 MET
Laboratory: Pace Analytical Services - Peachtree Corners, GA
Associated Lab Samples: 92759101001, 92759101002, 92759101003, 92759101004, 92759101005, 92759101006, 92759101007, 92759101008, 92759101009, 92759101010, 92759101011, 92759101012

METHOD BLANK: 4586647
Matrix: Water
Associated Lab Samples: 92759101001, 92759101002, 92759101003, 92759101004, 92759101005, 92759101006, 92759101007, 92759101008, 92759101009, 92759101010, 92759101011, 92759101012

Parameter	Units	Blank Result	Reporting Limit	MDL	Analyzed	Qualifiers
Arsenic	mg/L	ND	0.0050	0.00084	10/25/24 18:45	
Boron	mg/L	ND	0.040	0.012	10/25/24 18:45	
Iron	mg/L	ND	0.040	0.0075	10/25/24 18:45	
Molybdenum	mg/L	ND	0.010	0.00062	10/25/24 18:45	

LABORATORY CONTROL SAMPLE: 4586648

Parameter	Units	Spike Conc.	LCS Result	LCS % Rec	% Rec Limits	Qualifiers
Arsenic	mg/L	0.1	0.094	94	80-120	
Boron	mg/L	1	0.93	93	80-120	
Iron	mg/L	1	1.0	100	80-120	
Molybdenum	mg/L	0.1	0.096	96	80-120	

MATRIX SPIKE & MATRIX SPIKE DUPLICATE: 4586649 4586650

Parameter	Units	92759101001 Result	MS Spike Conc.	MSD Spike Conc.	MS Result	MSD Result	MS % Rec	MSD % Rec	% Rec Limits	RPD	Max RPD	Qual
Arsenic	mg/L	0.044	0.1	0.1	0.14	0.14	101	100	75-125	0	20	
Boron	mg/L	0.56	1	1	1.5	1.4	91	89	75-125	1	20	
Iron	mg/L	4.3	1	1	5.4	5.5	103	113	75-125	2	20	
Molybdenum	mg/L	0.0055J	0.1	0.1	0.10	0.10	99	99	75-125	0	20	

Results presented on this page are in the units indicated by the "Units" column except where an alternate unit is presented to the right of the result.

This report shall not be reproduced, except in full,
without the written consent of Pace Analytical Services, LLC.

Pace Analytical Services, LLC
9800 Kincey Ave. Suite 100
Huntersville, NC 28078
(704)875-9092

QUALIFIERS

Project: Hammond AP-1_Week 4
Pace Project No.: 92759101

DEFINITIONS

DF - Dilution Factor, if reported, represents the factor applied to the reported data due to dilution of the sample aliquot.

ND - Not Detected at or above adjusted reporting limit.

TNTC - Too Numerous To Count

J - Estimated concentration above the adjusted method detection limit and below the adjusted reporting limit.

MDL - Adjusted Method Detection Limit.

PQL - Practical Quantitation Limit.

RL - Reporting Limit - The lowest concentration value that meets project requirements for quantitative data with known precision and bias for a specific analyte in a specific matrix.

S - Surrogate

1,2-Diphenylhydrazine decomposes to and cannot be separated from Azobenzene using Method 8270. The result for each analyte is a combined concentration.

Consistent with EPA guidelines, unrounded data are displayed and have been used to calculate % recovery and RPD values.

LCS(D) - Laboratory Control Sample (Duplicate)

MS(D) - Matrix Spike (Duplicate)

DUP - Sample Duplicate

RPD - Relative Percent Difference

NC - Not Calculable.

SG - Silica Gel - Clean-Up

U - Indicates the compound was analyzed for, but not detected.

Acid preservation may not be appropriate for 2 Chloroethylvinyl ether.

A separate vial preserved to a pH of 4-5 is recommended in SW846 Chapter 4 for the analysis of Acrolein and Acrylonitrile by EPA Method 8260.

N-Nitrosodiphenylamine decomposes and cannot be separated from Diphenylamine using Method 8270. The result reported for each analyte is a combined concentration.

Reported results are not rounded until the final step prior to reporting. Therefore, calculated parameters that are typically reported as "Total" may vary slightly from the sum of the reported component parameters.

Pace Analytical is TNI accredited. Contact your Pace PM for the current list of accredited analytes.

TNI - The NELAC Institute.

This report shall not be reproduced, except in full,
without the written consent of Pace Analytical Services, LLC.

Pace Analytical Services, LLC
9800 Kincey Ave. Suite 100
Huntersville, NC 28078
(704)875-9092

QUALITY CONTROL DATA CROSS REFERENCE TABLE

Project: Hammond AP-1_Week 4
Pace Project No.: 92759101

Lab ID	Sample ID	QC Batch Method	QC Batch	Analytical Method	Analytical Batch
92759101001	**HAM-PT-07**	EPA 3005A	890896	EPA 6020B	890981
92759101002	**HAM-PT-08**	EPA 3005A	890896	EPA 6020B	890981
92759101003	**HAM-PT-09**	EPA 3005A	890896	EPA 6020B	890981
92759101004	**HAM-PT-10**	EPA 3005A	890896	EPA 6020B	890981
92759101005	**HAM-PT-11**	EPA 3005A	890896	EPA 6020B	890981
92759101006	**HAM-PT-12**	EPA 3005A	890896	EPA 6020B	890981
92759101007	**HAM-PT-13**	EPA 3005A	890896	EPA 6020B	890981
92759101008	**HAM-PT-14**	EPA 3005A	890896	EPA 6020B	890981
92759101009	**HAM-PT-15**	EPA 3005A	890896	EPA 6020B	890981
92759101010	**HAM-AP1-EB-01**	EPA 3005A	890896	EPA 6020B	890981
92759101011	**HAM-AP1-FB-01**	EPA 3005A	890896	EPA 6020B	890981
92759101012	**HAM-AP1-FD-01**	EPA 3005A	890896	EPA 6020B	890981

This report shall not be reproduced, except in full,
without the written consent of Pace Analytical Services, LLC.

Pace Analytical
www.pacelabs.com

CHAIN-OF-CUSTODY / Analytical Request Document

The Chain-of-Custody is a LEGAL DOCUMENT. All relevant fields must be completed accurately.

WO# : 92759101

92759101

Section A Required Client Information:		Section B Required Project Information:		Section C Invoice Information:	
Company:	GA Power	Report To:	SCS Contacts	Attention:	Southern Co.
Address:	Atlanta, GA	Copy To:	Geosyntec Contacts	Company Name:	
				Address:	
Email To:	SCS Contacts	Purchase Order No.:	GPC82474-0001	Pace Quote Reference:	
Phone:	Fax:	Project Name:	Hammond AP-1_Week 4	Pace Project Manager:	Bonnie Vang
Requested Due Date/TAT:	10 Day	Project Number:		Pace Profile #:	16483

REGULATORY AGENCY

☐ NPDES ☐ GROUND WATER ☐ DRINKING WATER

☐ UST ☐ RCRA ☑ OTHER CCR

Site Location STATE: GA

Section D Required Client Information

SAMPLE ID (A-Z, 0-9 / ,-) Sample IDs MUST BE UNIQUE

Valid Matrix Codes

MATRIX	CODE
DRINKING WATER	DW
WATER	WT
WASTE WATER	WW
PRODUCT	P
SOIL/SOLID	SL
OIL	OL
WIPE	WP
AIR	AR
OTHER	OT
TISSUE	TS

Requested Analysis Filtered (Y/N)

ITEM #	SAMPLE ID	MATRIX CODE (see valid codes to left)	SAMPLE TYPE (G=GRAB C=COMP)	COLLECTED COMPOSITE DATE	COLLECTED COMPOSITE TIME	COLLECTED COMPOSITE DATE	COLLECTED COMPOSITE TIME	SAMPLE TEMP AT COLLECTION	# OF CONTAINERS	Unpreserved	H_2SO_4	HNO_3	HCl	NaOH	$Na_2S_2O_3$	Methanol	Other	Analysis Test Y/N	Total 601/6022-B, As, Mo, Fe	Total 601/6022-B, As, Fe	Total 601/6022-B, Mo, Fe	Residual Chlorine (Y/N)	Pace Project No./ Lab I.D.
										Preservatives									N	N	N		
1	HAM-PT-07	WG	G	10/15/2024	1422			19	1			1								X		N	
2	HAM-PT-08	WG	G	10/15/2024	1420			19	1			1								X		N	
3	HAM-PT-09	WG	G	10/16/2024	1227		JN 10/17/2024	19	1			1									X	N	
4	HAM-PT-10	WG	G	10/16/2024	1040			18	1			1									X	N	
5	HAM-PT-11	WG	G	10/16/2024	1040			19	1			1									X	N	
6	HAM-PT-12	WG	G	10/16/2024	1420			19	1			1									X	N	
7	HAM-PT-13	WG	G	10/15/2024	1308			20	1			1								X		N	
8	HAM-PT-14	WG	G	10/15/2024	1125			19	1			1								X		N	
9	HAM-PT-15	WG	G	10/15/2024	1520			20	1			1								X		N	
10	HAM-AP1-EB-01	WQ	G	10/16/2024	1405			19	1			1							X			N	
11	HAM-AP1-FB-01	WQ	G	10/16/2024	1400			19	1			1							X			N	
12	HAM-AP1-FD-01	WG	G	10/16/2024	0000			19	1			1							X			N	

ADDITIONAL COMMENTS	RELINQUISHED BY / AFFILIATION	DATE	TIME	ACCEPTED BY / AFFILIATION	DATE	TIME	SAMPLE CONDITIONS
Task Code: HAM-CCR-CA-20241015	Jamie Newsome / Geo	10/17/24	1122	Ryan Williams / Pace	10/17/24	1122	
	Ryan Williams / Pace	10/17/24	1210	WOW	10/17/24	1210	

SAMPLER NAME AND SIGNATURE

PRINT Name of SAMPLER: Jamie Newsome, Amanda Tomlinson / Geosyntec Consultants, Inc.

SIGNATURE of SAMPLER: Jamie Newsome DATE Signed (MM/DD/YY): 10/17/2024

Temp in °C | Received on Ice (Y/N) | Custody Sealed Cooler (Y/N) | Samples intact (Y/N)

*Important Note: By signing this form you are accepting Pace's NET 30 day payment terms and agreeing to late charges of 1.5% per month for any invoices not paid within 30 days.

F-ALL-Q-020rev.07, 15-Feb-2007

Pace	DC#_Title: ENV-FRM-HUN1-0083 v05_Sample Condition Upon Receipt
	Effective Date: 05/24/2024

Laboratory receiving samples:
Asheville ☐ Eden ☐ Greenwood ☐ Huntersville ☐ Raleigh ☐ Mechanicsville ☐ Atlanta ☒ Kernersville ☐

Sample Condition Upon Receipt

Client Name: GA Power

Project #: **WO#: 92759101**
PM: BV Due Date: 10/31/24
CLIENT: 92- GP-HAM

Courier: ☐ Commercial ☒ Pace ☐ Fed Ex ☐ UPS ☐ USPS ☐ Other:____ ☐ Client

Custody Seal Present? ☒ Yes ☐ No Seals Intact? ☒ Yes ☐ No ☐ N/A

Date/Initials Person Examining Contents: MJM 10/17/24

Packing Material: ☒ Bubble Wrap ☐ Bubble Bags ☐ None ☐ Other

Biological Tissue Frozen? ☐ Yes ☐ No ☒ N/A

Thermometer:
☐ IR Gun ID: 214 Type of Ice: ☒ Wet ☐ Blue ☐ None

Cooler Temp: 5.4 Correction Factor: Add/Subtract (°C) 0

Temp should be above freezing to 6°C
☐ Samples out of temp criteria. Samples on ice, cooling process has begun

Cooler Temp Corrected (°C): 5.4

USDA Regulated Soil (☐ N/A, water sample)
Did samples originate in a quarantine zone within the United States: CA, NY, or SC (check maps)? ☐ Yes ☐ No

Did samples originate from a foreign source (internationally, including Hawaii and Puerto Rico)? ☐ Yes ☐ No

				Comments/Discrepancy:
Chain of Custody Present?	☒ Yes	☐ No	☐ N/A	1.
Samples Arrived within Hold Time?	☒ Yes	☐ No	☐ N/A	2.
Short Hold Time Analysis (<72 hr.)?	☐ Yes	☒ No	☐ N/A	3.
Rush Turn Around Time Requested?	☐ Yes	☒ No	☐ N/A	4.
Sufficient Volume?	☒ Yes	☐ No	☐ N/A	5.
Correct Containers Used?	☒ Yes	☐ No	☐ N/A	6.
-Pace Containers Used?	☒ Yes	☐ No	☐ N/A	
Containers Intact?	☒ Yes	☐ No	☐ N/A	7.
Dissolved analysis: Samples Field Filtered?	☐ Yes	☐ No	☒ N/A	8.
Sample Labels Match COC?	☒ Yes	☐ No	☐ N/A	9.
-Includes Date/Time/ID/Analysis Matrix: WG				
Headspace in VOA Vials (>5-6mm)?	☐ Yes	☐ No	☒ N/A	10.
Trip Blank Present?	☐ Yes	☐ No	☒ N/A	11.
Trip Blank Custody Seals Present?	☐ Yes	☐ No	☒ N/A	

COMMENTS/SAMPLE DISCREPANCY

Field Data Required? ☐ Yes ☐ No

Lot ID of split containers:

CLIENT NOTIFICATION/RESOLUTION

Person contacted: _____ Date/Time: _____

Project Manager SCURF Review: _____ Date: _____

Project Manager SRF Review: _____ Date: _____

Pace ANALYTICAL SERVICES

DC#_Title: ENV-FRM-HUN1-0083 v05_Sample Condition Upon Receipt

Effective Date: 05/24/2024

WO#: 92759101

PM: BV Due Date: 10/31/24

CLIENT: 92- GP-HAM

*Check mark top half of box if pH and/or dechlorination is verified and within the acceptance range for preservation samples.

Exceptions: VOA, Coliform, TOC, Oil and Grease, DRO/8015 (water) DOC, LLHg

**Bottom half of box is to list number of bottles

***Check all unpreserved Nitrates for chlorine

Project #

Laboratory Receiving Location: Asheville ☐ Eden ☐ Greenwood ☐ Huntersville ☐ Raleigh ☐ Mechanicsville ☐ Atlanta ☒ Kernersville ☐

Client GA Power Profile/EZ (Circle one) 16483 Notes

Item#	BP4U-125 mL Plastic Unpreserved (N/A) (Cl-)	BP3U-250 mL Plastic Unpreserved (N/A)	BP2U-500 mL Plastic Unpreserved (N/A)	BP1U-1 liter Plastic Unpreserved (N/A)		BP4S-125 mL Plastic H2SO4 (pH < 2) (Cl-)	BP3N-250 mL plastic HNO3 (pH < 2)	BP4Z-125 mL Plastic ZN Acetate & NaOH (>9)	BP4B-125 mL Plastic NaOH (pH > 12) (Cl-)	WGFU-Wide-mouthed Glass Jar Unpreserved	AG1U-1 liter Amber Unpreserved (N/A) (Cl-)	AG1H-1 liter Amber HCl (pH < 2)	AG3U-250 mL Amber Unpreserved (N/A) (Cl-)	AG1S-1 liter Amber H2SO4 (pH < 2)	AG3S-250 mL Amber H2SO4 (pH < 2)	DG94-40 mL Amber NH4Cl (N/A)(Cl-)	DG9H-40 mL VOA HCl (N/A)	VG9T-40 mL VOA Na2S2O3 (N/A)	VG9U-40 mL VOA Unpreserved (N/A)	DG9V-40 mL VOA H3PO4 (N/A)	KP7U-50 mL Plastic Unpreserved (N/A)	V/GK (3 vials per kit)-VPH/Gas kit (N/A)	SP5T-125 mL Sterile Plastic (N/A – lab)	SP2T-250 mL Sterile Plastic (N/A – lab)		BP3R-250 mL Plastic (NH2)2SO4 (9.3-9.7)	AG0U-100 mL Amber Unpreserved (N/A) (Cl-)	VSGU-20 mL Scintillation vials (N/A)	DG9U-40 mL Amber Unpreserved vials (N/A)
CC																													
1																													
2																													
3																													
4																													
5																													
6																													
7																													
8																													
9																													
10																													
11																													
12																													

pH Adjustment Log for Preserved Samples

Sample ID	Type of Preservative	pH upon receipt	Date preservation adjusted	Time preservation adjusted	Amount of Preservative added	Lot #

Note: Whenever there is a discrepancy affecting North Carolina compliance samples, a copy of this form will be sent to the North Carolina DENR Certification Office (i.e. Out of hold, incorrect preservative, out of temp, incorrect containers.

Pace Analytical Services, LLC
9800 Kincey Ave. Suite 100
Huntersville, NC 28078
(704)875-9092

January 24, 2025

Kristen Jurinko
Southern Company
241 Ralph McGill Blvd NE
Bin 10160
Atlanta, GA 30308

RE: Project: Hammond AP-1
Pace Project No.: 92762188

Dear Kristen Jurinko:

Enclosed are the analytical results for sample(s) received by the laboratory on November 06, 2024. The results relate only to the samples included in this report. Results reported herein conform to the applicable TNI/NELAC Standards and the laboratory's Quality Manual, where applicable, unless otherwise noted in the body of the report.

The test results provided in this final report were generated by each of the following laboratories within the Pace Network:

- Pace Analytical Services - Asheville
- Pace Analytical Services - Peachtree Corners, GA

Revision 1: Collected date for sample ID HAM-AP1-FD-01 was updated to 11/4/24, per client request.

If you have any questions concerning this report, please feel free to contact me.

Sincerely,

Bonnie Vang

Bonnie Vang
bonnie.vang@pacelabs.com
704-977-0968
Project Manager

Enclosures

cc: Kip Gray, Geosyntec
Christine Hug, Geosyntec Consultants, Inc.
Thomas Kessler, Geosyntec Consultants
Whitney Law, Geosyntec Consultants
Laura Midkiff, Southern Company
Caroline Nelson, Geosyntec Consultants, Inc
Jamie Newsome, Geosyntec Consultants
Zain Webb, Geosyntec Consultants

REPORT OF LABORATORY ANALYSIS

This report shall not be reproduced, except in full,
without the written consent of Pace Analytical Services, LLC.

Pace Analytical Services, LLC
9800 Kincey Ave. Suite 100
Huntersville, NC 28078
(704)875-9092

CERTIFICATIONS

Project:	Hammond AP-1
Pace Project No.:	92762188

Pace Analytical Services Asheville

2225 Riverside Drive, Asheville, NC 28804
Florida/NELAP Certification #: E87648
North Carolina Drinking Water Certification #: 37712
North Carolina Wastewater Certification #: 40
South Carolina Laboratory ID: 99030
South Carolina Certification #: 99030001
Virginia/VELAP Certification #: 460222

Pace Analytical Services Peachtree Corners

110 Technology Pkwy, Peachtree Corners, GA 30092
Florida DOH Certification #: E87315
Georgia DW Inorganics Certification #: 812
North Carolina Certification #: 381
South Carolina Certification #: 98011001
Virginia Certification #: 460204

This report shall not be reproduced, except in full,
without the written consent of Pace Analytical Services, LLC.

Pace Analytical Services, LLC
9800 Kincey Ave. Suite 100
Huntersville, NC 28078
(704)875-9092

SAMPLE SUMMARY

Project: Hammond AP-1
Pace Project No.: 92762188

Lab ID	Sample ID	Matrix	Date Collected	Date Received
92762188001	**HAM-PT-07**	Water	11/04/24 12:34	11/06/24 14:15
92762188002	**HAM-PT-08**	Water	11/04/24 12:14	11/06/24 14:15
92762188003	**HAM-PT-09**	Water	11/05/24 11:54	11/06/24 14:15
92762188004	**HAM-PT-10**	Water	11/05/24 09:29	11/06/24 14:15
92762188005	**HAM-PT-11**	Water	11/05/24 09:25	11/06/24 14:15
92762188006	**HAM-PT-12**	Water	11/05/24 11:44	11/06/24 14:15
92762188007	**HAM-PT-13**	Water	11/04/24 11:05	11/06/24 14:15
92762188008	**HAM-PT-14**	Water	11/04/24 14:50	11/06/24 14:15
92762188009	**HAM-PT-15**	Water	11/04/24 14:01	11/06/24 14:15
92762188010	**HAM-AP1-EB-01**	Water	11/05/24 12:36	11/06/24 14:15
92762188011	**HAM-AP1-FB-01**	Water	11/05/24 12:32	11/06/24 14:15
92762188012	**HAM-AP1-FD-01**	Water	11/04/24 00:00	11/06/24 14:15

This report shall not be reproduced, except in full,
without the written consent of Pace Analytical Services, LLC.

Pace Analytical Services, LLC
9800 Kincey Ave. Suite 100
Huntersville, NC 28078
(704)875-9092

SAMPLE ANALYTE COUNT

Project: Hammond AP-1
Pace Project No.: 92762188

Lab ID	Sample ID	Method	Analysts	Analytes Reported
92762188001	**HAM-PT-07**	EPA 6010D	DRB	6
		EPA 6020B	CW1	13
		EPA 7470A	VB	1
		SM 2540C-2015	DL1	1
		SM 2320B-2011	SMS	3
		SM 4500-S2D-2011	JP1	1
		EPA 300.0 Rev 2.1 1993	CDC	3
92762188002	**HAM-PT-08**	EPA 6010D	DRB	6
		EPA 6020B	CW1	13
		EPA 7470A	VB	1
		SM 2540C-2015	DL1	1
		SM 2320B-2011	SMS	3
		SM 4500-S2D-2011	JP1	1
		EPA 300.0 Rev 2.1 1993	CDC	3
92762188003	**HAM-PT-09**	EPA 6010D	DRB	6
		EPA 6020B	CW1	13
		EPA 7470A	VB	1
		SM 2540C-2015	DL1	1
		SM 2320B-2011	SMS	3
		SM 4500-S2D-2011	JP1	1
		EPA 300.0 Rev 2.1 1993	CDC	3
92762188004	**HAM-PT-10**	EPA 6010D	DRB	6
		EPA 6020B	CW1	13
		EPA 7470A	VB	1
		SM 2540C-2015	DL1	1
		SM 2320B-2011	SMS	3
		SM 4500-S2D-2011	JP1	1
		EPA 300.0 Rev 2.1 1993	CDC	3
92762188005	**HAM-PT-11**	EPA 6010D	DRB	6
		EPA 6020B	CW1	13
		EPA 7470A	VB	1
		SM 2540C-2015	DL1	1
		SM 2320B-2011	SMS	3
		SM 4500-S2D-2011	JP1	1
		EPA 300.0 Rev 2.1 1993	CDC	3
92762188006	**HAM-PT-12**	EPA 6010D	DRB	6
		EPA 6020B	CW1	13

This report shall not be reproduced, except in full,
without the written consent of Pace Analytical Services, LLC.

Pace Analytical Services, LLC
9800 Kincey Ave. Suite 100
Huntersville, NC 28078
(704)875-9092

SAMPLE ANALYTE COUNT

Project: Hammond AP-1
Pace Project No.: 92762188

Lab ID	Sample ID	Method	Analysts	Analytes Reported
		EPA 7470A	VB	1
		SM 2540C-2015	DL1	1
		SM 2320B-2011	SMS	3
		SM 4500-S2D-2011	JP1	1
		EPA 300.0 Rev 2.1 1993	CDC	3
92762188007	**HAM-PT-13**	EPA 6010D	DRB	6
		EPA 6020B	CW1	13
		EPA 7470A	VB	1
		SM 2540C-2015	DL1	1
		SM 2320B-2011	SMS	3
		SM 4500-S2D-2011	JP1	1
		EPA 300.0 Rev 2.1 1993	CDC	3
92762188008	**HAM-PT-14**	EPA 6010D	DRB	6
		EPA 6020B	CW1	13
		EPA 7470A	VB	1
		SM 2540C-2015	DL1	1
		SM 2320B-2011	SMS	3
		SM 4500-S2D-2011	JP1	1
		EPA 300.0 Rev 2.1 1993	CDC	3
92762188009	**HAM-PT-15**	EPA 6010D	DRB	6
		EPA 6020B	CW1	13
		EPA 7470A	VB	1
		SM 2540C-2015	DL1	1
		SM 2320B-2011	SMS	3
		SM 4500-S2D-2011	JP1	1
		EPA 300.0 Rev 2.1 1993	CDC	3
92762188010	**HAM-AP1-EB-01**	EPA 6010D	DRB	6
		EPA 6020B	CW1	13
		EPA 7470A	VB	1
		SM 2540C-2015	DL1	1
		SM 2320B-2011	SMS	3
		SM 4500-S2D-2011	JP1	1
		EPA 300.0 Rev 2.1 1993	CDC	3
92762188011	**HAM-AP1-FB-01**	EPA 6010D	DRB	6
		EPA 6020B	CW1	13
		EPA 7470A	VB	1
		SM 2540C-2015	DL1	1

This report shall not be reproduced, except in full,
without the written consent of Pace Analytical Services, LLC.

Pace Analytical Services, LLC
9800 Kincey Ave. Suite 100
Huntersville, NC 28078
(704)875-9092

SAMPLE ANALYTE COUNT

Project: Hammond AP-1
Pace Project No.: 92762188

Lab ID	Sample ID	Method	Analysts	Analytes Reported
		SM 2320B-2011	SMS	3
		SM 4500-S2D-2011	JP1	1
		EPA 300.0 Rev 2.1 1993	CDC	3
92762188012	**HAM-AP1-FD-01**	EPA 6010D	DRB	6
		EPA 6020B	CW1	13
		EPA 7470A	VB	1
		SM 2540C-2015	DL1	1
		SM 2320B-2011	SMS	3
		SM 4500-S2D-2011	JP1	1
		EPA 300.0 Rev 2.1 1993	CDC	3

PASI-A = Pace Analytical Services - Asheville
PASI-GA = Pace Analytical Services - Peachtree Corners, GA

This report shall not be reproduced, except in full,
without the written consent of Pace Analytical Services, LLC.

Pace Analytical Services, LLC
9800 Kincey Ave. Suite 100
Huntersville, NC 28078
(704)875-9092

SUMMARY OF DETECTION

Project: Hammond AP-1
Pace Project No.: 92762188

Lab Sample ID Method	Client Sample ID Parameters	Result	Units	Report Limit	Analyzed	Qualifiers
92762188001	**HAM-PT-07**					
EPA 6010D	Iron	6.6	mg/L	0.040	11/08/24 19:24	
EPA 6010D	Manganese	3.1	mg/L	0.040	11/08/24 19:24	
EPA 6010D	Potassium	5.9	mg/L	0.50	11/08/24 19:24	
EPA 6010D	Sodium	9.8	mg/L	1.0	11/08/24 19:24	M1
EPA 6010D	Calcium	121	mg/L	1.0	11/08/24 19:24	M1
EPA 6010D	Magnesium	17.9	mg/L	0.050	11/08/24 19:24	M1
EPA 6020B	Arsenic	0.11	mg/L	0.0050	11/13/24 17:15	
EPA 6020B	Barium	0.051	mg/L	0.0050	11/13/24 17:15	
EPA 6020B	Boron	0.67	mg/L	0.040	11/13/24 17:15	
EPA 6020B	Cobalt	0.042	mg/L	0.0050	11/13/24 17:15	
EPA 6020B	Lead	0.00019J	mg/L	0.0010	11/13/24 17:15	
EPA 6020B	Lithium	0.051	mg/L	0.030	11/13/24 17:15	
EPA 6020B	Molybdenum	0.0088J	mg/L	0.010	11/13/24 17:15	
SM 2540C-2015	Total Dissolved Solids	542	mg/L	25.0	11/07/24 12:29	
SM 2320B-2011	Alkalinity,Bicarbonate (CaCO3)	152	mg/L	5.0	11/12/24 13:55	
SM 2320B-2011	Alkalinity, Total as CaCO3	152	mg/L	5.0	11/12/24 13:55	
EPA 300.0 Rev 2.1 1993	Chloride	16.5	mg/L	1.0	11/07/24 16:25	
EPA 300.0 Rev 2.1 1993	Fluoride	0.29	mg/L	0.10	11/07/24 16:25	
EPA 300.0 Rev 2.1 1993	Sulfate	194	mg/L	4.0	11/08/24 01:54	
92762188002	**HAM-PT-08**					
EPA 6010D	Iron	0.63	mg/L	0.040	11/08/24 19:44	
EPA 6010D	Manganese	1.4	mg/L	0.040	11/08/24 19:44	
EPA 6010D	Potassium	5.7	mg/L	0.50	11/08/24 19:44	
EPA 6010D	Sodium	8.2	mg/L	1.0	11/08/24 19:44	
EPA 6010D	Calcium	105	mg/L	1.0	11/08/24 19:44	
EPA 6010D	Magnesium	14.4	mg/L	0.050	11/08/24 19:44	
EPA 6020B	Arsenic	0.027	mg/L	0.0050	11/13/24 17:19	
EPA 6020B	Barium	0.053	mg/L	0.0050	11/13/24 17:19	
EPA 6020B	Boron	0.70	mg/L	0.040	11/13/24 17:19	
EPA 6020B	Cobalt	0.032	mg/L	0.0050	11/13/24 17:19	
EPA 6020B	Lithium	0.023J	mg/L	0.030	11/13/24 17:19	
EPA 6020B	Molybdenum	0.0097J	mg/L	0.010	11/13/24 17:19	
EPA 6020B	Selenium	0.0014J	mg/L	0.0050	11/13/24 17:19	
SM 2540C-2015	Total Dissolved Solids	474	mg/L	25.0	11/07/24 12:30	
SM 2320B-2011	Alkalinity,Bicarbonate (CaCO3)	98.7	mg/L	5.0	11/12/24 14:05	
SM 2320B-2011	Alkalinity, Total as CaCO3	98.7	mg/L	5.0	11/12/24 14:05	
EPA 300.0 Rev 2.1 1993	Chloride	15.6	mg/L	1.0	11/07/24 16:40	
EPA 300.0 Rev 2.1 1993	Fluoride	0.15	mg/L	0.10	11/07/24 16:40	
EPA 300.0 Rev 2.1 1993	Sulfate	187	mg/L	4.0	11/08/24 02:09	
92762188003	**HAM-PT-09**					
EPA 6010D	Iron	0.37	mg/L	0.040	11/08/24 19:49	
EPA 6010D	Manganese	0.44	mg/L	0.040	11/08/24 19:49	
EPA 6010D	Potassium	6.4	mg/L	0.50	11/08/24 19:49	
EPA 6010D	Sodium	9.7	mg/L	1.0	11/08/24 19:49	
EPA 6010D	Calcium	106	mg/L	1.0	11/08/24 19:49	
EPA 6010D	Magnesium	25.0	mg/L	0.050	11/08/24 19:49	

This report shall not be reproduced, except in full,
without the written consent of Pace Analytical Services, LLC.

Pace Analytical Services, LLC
9800 Kincey Ave. Suite 100
Huntersville, NC 28078
(704)875-9092

SUMMARY OF DETECTION

Project: Hammond AP-1
Pace Project No.: 92762188

Lab Sample ID Method	Client Sample ID Parameters	Result	Units	Report Limit	Analyzed	Qualifiers
92762188003	**HAM-PT-09**					
EPA 6020B	Antimony	0.00060J	mg/L	0.0030	11/13/24 17:35	
EPA 6020B	Arsenic	0.0028J	mg/L	0.0050	11/13/24 17:35	B
EPA 6020B	Barium	0.072	mg/L	0.0050	11/13/24 17:35	
EPA 6020B	Boron	1.6	mg/L	0.040	11/13/24 17:35	
EPA 6020B	Cadmium	0.00023J	mg/L	0.00050	11/13/24 17:35	
EPA 6020B	Cobalt	0.0040J	mg/L	0.0050	11/13/24 17:35	
EPA 6020B	Lithium	0.0029J	mg/L	0.030	11/13/24 17:35	
EPA 6020B	Molybdenum	0.22	mg/L	0.010	11/13/24 17:35	
EPA 6020B	Selenium	0.00099J	mg/L	0.0050	11/13/24 17:35	
SM 2540C-2015	Total Dissolved Solids	563	mg/L	25.0	11/07/24 12:32	
SM 2320B-2011	Alkalinity,Bicarbonate (CaCO3)	122	mg/L	5.0	11/12/24 18:00	
SM 2320B-2011	Alkalinity, Total as CaCO3	122	mg/L	5.0	11/12/24 18:00	
EPA 300.0 Rev 2.1 1993	Chloride	48.3	mg/L	1.0	11/07/24 17:26	
EPA 300.0 Rev 2.1 1993	Fluoride	0.37	mg/L	0.10	11/07/24 17:26	
EPA 300.0 Rev 2.1 1993	Sulfate	165	mg/L	4.0	11/08/24 02:54	
92762188004	**HAM-PT-10**					
EPA 6010D	Iron	0.033J	mg/L	0.040	11/08/24 19:54	
EPA 6010D	Manganese	0.40	mg/L	0.040	11/08/24 19:54	
EPA 6010D	Potassium	6.9	mg/L	0.50	11/08/24 19:54	
EPA 6010D	Sodium	9.2	mg/L	1.0	11/08/24 19:54	
EPA 6010D	Calcium	107	mg/L	1.0	11/08/24 19:54	
EPA 6010D	Magnesium	13.9	mg/L	0.050	11/08/24 19:54	
EPA 6020B	Arsenic	0.0021J	mg/L	0.0050	11/13/24 17:39	B
EPA 6020B	Barium	0.050	mg/L	0.0050	11/13/24 17:39	
EPA 6020B	Boron	1.7	mg/L	0.040	11/13/24 17:39	
EPA 6020B	Cadmium	0.00013J	mg/L	0.00050	11/13/24 17:39	
EPA 6020B	Cobalt	0.0014J	mg/L	0.0050	11/13/24 17:39	
EPA 6020B	Molybdenum	0.21	mg/L	0.010	11/13/24 17:39	
EPA 6020B	Selenium	0.0011J	mg/L	0.0050	11/13/24 17:39	
SM 2540C-2015	Total Dissolved Solids	527	mg/L	25.0	11/07/24 12:32	
SM 2320B-2011	Alkalinity,Bicarbonate (CaCO3)	132	mg/L	5.0	11/12/24 18:08	
SM 2320B-2011	Alkalinity, Total as CaCO3	132	mg/L	5.0	11/12/24 18:08	
EPA 300.0 Rev 2.1 1993	Chloride	45.1	mg/L	1.0	11/07/24 17:42	
EPA 300.0 Rev 2.1 1993	Fluoride	0.27	mg/L	0.10	11/07/24 17:42	
EPA 300.0 Rev 2.1 1993	Sulfate	129	mg/L	3.0	11/08/24 03:09	
92762188005	**HAM-PT-11**					
EPA 6010D	Iron	0.19	mg/L	0.040	11/08/24 19:58	
EPA 6010D	Manganese	0.66	mg/L	0.040	11/08/24 19:58	
EPA 6010D	Potassium	6.3	mg/L	0.50	11/08/24 19:58	
EPA 6010D	Sodium	9.1	mg/L	1.0	11/08/24 19:58	
EPA 6010D	Calcium	112	mg/L	1.0	11/08/24 19:58	
EPA 6010D	Magnesium	19.1	mg/L	0.050	11/08/24 19:58	
EPA 6020B	Arsenic	0.0030J	mg/L	0.0050	11/13/24 17:43	B
EPA 6020B	Barium	0.074	mg/L	0.0050	11/13/24 17:43	
EPA 6020B	Boron	1.6	mg/L	0.040	11/13/24 17:43	
EPA 6020B	Cadmium	0.00018J	mg/L	0.00050	11/13/24 17:43	

This report shall not be reproduced, except in full,
without the written consent of Pace Analytical Services, LLC.

Pace Analytical Services, LLC
9800 Kincey Ave. Suite 100
Huntersville, NC 28078
(704)875-9092

SUMMARY OF DETECTION

Project: Hammond AP-1
Pace Project No.: 92762188

Lab Sample ID Method	Client Sample ID Parameters	Result	Units	Report Limit	Analyzed	Qualifiers
92762188005	**HAM-PT-11**					
EPA 6020B	Cobalt	0.0079	mg/L	0.0050	11/13/24 17:43	
EPA 6020B	Lithium	0.0046J	mg/L	0.030	11/13/24 17:43	
EPA 6020B	Molybdenum	0.11	mg/L	0.010	11/13/24 17:43	
SM 2540C-2015	Total Dissolved Solids	563	mg/L	25.0	11/07/24 12:33	
SM 2320B-2011	Alkalinity,Bicarbonate (CaCO3)	128	mg/L	5.0	11/12/24 18:17	
SM 2320B-2011	Alkalinity, Total as CaCO3	128	mg/L	5.0	11/12/24 18:17	
EPA 300.0 Rev 2.1 1993	Chloride	46.9	mg/L	1.0	11/07/24 17:57	
EPA 300.0 Rev 2.1 1993	Fluoride	0.31	mg/L	0.10	11/07/24 17:57	
EPA 300.0 Rev 2.1 1993	Sulfate	156	mg/L	4.0	11/08/24 03:25	
92762188006	**HAM-PT-12**					
EPA 6010D	Iron	0.14	mg/L	0.040	11/08/24 20:13	
EPA 6010D	Manganese	1.4	mg/L	0.040	11/08/24 20:13	
EPA 6010D	Potassium	5.4	mg/L	0.50	11/08/24 20:13	
EPA 6010D	Sodium	7.6	mg/L	1.0	11/08/24 20:13	
EPA 6010D	Calcium	98.0	mg/L	1.0	11/08/24 20:13	
EPA 6010D	Magnesium	31.4	mg/L	0.050	11/08/24 20:13	
EPA 6020B	Arsenic	0.0046J	mg/L	0.0050	11/13/24 18:12	B
EPA 6020B	Barium	0.074	mg/L	0.0050	11/13/24 18:12	
EPA 6020B	Boron	1.1	mg/L	0.040	11/13/24 18:12	
EPA 6020B	Cadmium	0.00037J	mg/L	0.00050	11/13/24 18:12	
EPA 6020B	Cobalt	0.0053	mg/L	0.0050	11/13/24 18:12	
EPA 6020B	Lithium	0.0037J	mg/L	0.030	11/13/24 18:12	
EPA 6020B	Molybdenum	0.12	mg/L	0.010	11/13/24 18:12	
SM 2540C-2015	Total Dissolved Solids	549	mg/L	25.0	11/12/24 15:09	
SM 2320B-2011	Alkalinity,Bicarbonate (CaCO3)	107	mg/L	5.0	11/12/24 18:25	
SM 2320B-2011	Alkalinity, Total as CaCO3	107	mg/L	5.0	11/12/24 18:25	
EPA 300.0 Rev 2.1 1993	Chloride	32.2	mg/L	1.0	11/07/24 18:59	
EPA 300.0 Rev 2.1 1993	Fluoride	0.26	mg/L	0.10	11/07/24 18:59	
EPA 300.0 Rev 2.1 1993	Sulfate	204	mg/L	5.0	11/08/24 03:40	
92762188007	**HAM-PT-13**					
EPA 6010D	Iron	8.6	mg/L	0.040	11/08/24 20:18	
EPA 6010D	Manganese	2.9	mg/L	0.040	11/08/24 20:18	
EPA 6010D	Potassium	5.9	mg/L	0.50	11/08/24 20:18	
EPA 6010D	Sodium	11.3	mg/L	1.0	11/08/24 20:18	
EPA 6010D	Calcium	119	mg/L	1.0	11/08/24 20:18	
EPA 6010D	Magnesium	16.9	mg/L	0.050	11/08/24 20:18	
EPA 6020B	Arsenic	0.14	mg/L	0.0050	11/13/24 18:16	
EPA 6020B	Barium	0.050	mg/L	0.0050	11/13/24 18:16	
EPA 6020B	Beryllium	0.00011J	mg/L	0.00050	11/13/24 18:16	
EPA 6020B	Boron	0.65	mg/L	0.040	11/13/24 18:16	
EPA 6020B	Cobalt	0.024	mg/L	0.0050	11/13/24 18:16	
EPA 6020B	Lithium	0.058	mg/L	0.030	11/13/24 18:16	
EPA 6020B	Molybdenum	0.0072J	mg/L	0.010	11/13/24 18:16	
EPA 6020B	Selenium	0.0011J	mg/L	0.0050	11/13/24 18:16	
SM 2540C-2015	Total Dissolved Solids	550	mg/L	25.0	11/07/24 12:31	
SM 2320B-2011	Alkalinity,Bicarbonate (CaCO3)	147	mg/L	5.0	11/12/24 14:13	

This report shall not be reproduced, except in full,
without the written consent of Pace Analytical Services, LLC.

Pace Analytical Services, LLC
9800 Kincey Ave. Suite 100
Huntersville, NC 28078
(704)875-9092

SUMMARY OF DETECTION

Project: Hammond AP-1
Pace Project No.: 92762188

Lab Sample ID Method	Client Sample ID Parameters	Result	Units	Report Limit	Analyzed	Qualifiers
92762188007	**HAM-PT-13**					
SM 2320B-2011	Alkalinity, Total as CaCO3	147	mg/L	5.0	11/12/24 14:13	
EPA 300.0 Rev 2.1 1993	Chloride	18.5	mg/L	1.0	11/07/24 19:14	
EPA 300.0 Rev 2.1 1993	Fluoride	0.32	mg/L	0.10	11/07/24 19:14	
EPA 300.0 Rev 2.1 1993	Sulfate	199	mg/L	4.0	11/08/24 04:41	
92762188008	**HAM-PT-14**					
EPA 6010D	Iron	13.5	mg/L	0.040	11/08/24 20:23	
EPA 6010D	Manganese	2.8	mg/L	0.040	11/08/24 20:23	
EPA 6010D	Potassium	5.8	mg/L	0.50	11/08/24 20:23	
EPA 6010D	Sodium	8.7	mg/L	1.0	11/08/24 20:23	
EPA 6010D	Calcium	123	mg/L	1.0	11/08/24 20:23	
EPA 6010D	Magnesium	17.6	mg/L	0.050	11/08/24 20:23	
EPA 6020B	Arsenic	0.26	mg/L	0.0050	11/13/24 18:20	
EPA 6020B	Barium	0.045	mg/L	0.0050	11/13/24 18:20	
EPA 6020B	Boron	0.66	mg/L	0.040	11/13/24 18:20	
EPA 6020B	Cobalt	0.023	mg/L	0.0050	11/13/24 18:20	
EPA 6020B	Lithium	0.051	mg/L	0.030	11/13/24 18:20	
EPA 6020B	Molybdenum	0.016	mg/L	0.010	11/13/24 18:20	
EPA 6020B	Selenium	0.0012J	mg/L	0.0050	11/13/24 18:20	
SM 2540C-2015	Total Dissolved Solids	628	mg/L	25.0	11/07/24 12:31	
SM 2320B-2011	Alkalinity,Bicarbonate (CaCO3)	148	mg/L	5.0	11/12/24 14:31	
SM 2320B-2011	Alkalinity, Total as CaCO3	148	mg/L	5.0	11/12/24 14:31	
EPA 300.0 Rev 2.1 1993	Chloride	15.2	mg/L	1.0	11/07/24 19:30	
EPA 300.0 Rev 2.1 1993	Fluoride	0.25	mg/L	0.10	11/07/24 19:30	
EPA 300.0 Rev 2.1 1993	Sulfate	196	mg/L	4.0	11/08/24 04:56	
92762188009	**HAM-PT-15**					
EPA 6010D	Iron	1.1	mg/L	0.040	11/08/24 20:28	
EPA 6010D	Manganese	2.9	mg/L	0.040	11/08/24 20:28	
EPA 6010D	Potassium	5.3	mg/L	0.50	11/08/24 20:28	
EPA 6010D	Sodium	8.8	mg/L	1.0	11/08/24 20:28	
EPA 6010D	Calcium	119	mg/L	1.0	11/08/24 20:28	
EPA 6010D	Magnesium	14.2	mg/L	0.050	11/08/24 20:28	
EPA 6020B	Arsenic	0.040	mg/L	0.0050	11/13/24 18:24	
EPA 6020B	Barium	0.051	mg/L	0.0050	11/13/24 18:24	
EPA 6020B	Boron	0.74	mg/L	0.040	11/13/24 18:24	
EPA 6020B	Cadmium	0.00034J	mg/L	0.00050	11/13/24 18:24	
EPA 6020B	Cobalt	0.019	mg/L	0.0050	11/13/24 18:24	
EPA 6020B	Lithium	0.046	mg/L	0.030	11/13/24 18:24	
EPA 6020B	Molybdenum	0.012	mg/L	0.010	11/13/24 18:24	
EPA 6020B	Selenium	0.0020J	mg/L	0.0050	11/13/24 18:24	
EPA 6020B	Thallium	0.00041J	mg/L	0.0010	11/13/24 18:24	
SM 2540C-2015	Total Dissolved Solids	543	mg/L	25.0	11/07/24 12:31	
SM 2320B-2011	Alkalinity,Bicarbonate (CaCO3)	140	mg/L	5.0	11/12/24 14:41	
SM 2320B-2011	Alkalinity, Total as CaCO3	140	mg/L	5.0	11/12/24 14:41	
EPA 300.0 Rev 2.1 1993	Chloride	16.0	mg/L	1.0	11/07/24 19:45	
EPA 300.0 Rev 2.1 1993	Fluoride	0.28	mg/L	0.10	11/07/24 19:45	
EPA 300.0 Rev 2.1 1993	Sulfate	194	mg/L	4.0	11/08/24 05:12	

This report shall not be reproduced, except in full,
without the written consent of Pace Analytical Services, LLC.

Pace Analytical Services, LLC
9800 Kincey Ave. Suite 100
Huntersville, NC 28078
(704)875-9092

SUMMARY OF DETECTION

Project: Hammond AP-1
Pace Project No.: 92762188

Lab Sample ID Method	Client Sample ID Parameters	Result	Units	Report Limit	Analyzed	Qualifiers
92762188010	**HAM-AP1-EB-01**					
EPA 6010D	Magnesium	0.019J	mg/L	0.050	11/08/24 20:32	
EPA 6020B	Arsenic	0.0021J	mg/L	0.0050	11/13/24 18:33	B
SM 2540C-2015	Total Dissolved Solids	57.0	mg/L	25.0	11/07/24 12:33	
92762188011	**HAM-AP1-FB-01**					
EPA 6010D	Sodium	0.74J	mg/L	1.0	11/08/24 20:37	
EPA 6010D	Calcium	0.40J	mg/L	1.0	11/08/24 20:37	
EPA 6010D	Magnesium	0.10	mg/L	0.050	11/08/24 20:37	
EPA 6020B	Arsenic	0.0017J	mg/L	0.0050	11/13/24 18:37	B
EPA 6020B	Barium	0.0022J	mg/L	0.0050	11/13/24 18:37	
92762188012	**HAM-AP1-FD-01**					
EPA 6010D	Iron	0.66	mg/L	0.040	11/08/24 20:42	
EPA 6010D	Manganese	1.5	mg/L	0.040	11/08/24 20:42	
EPA 6010D	Potassium	5.6	mg/L	0.50	11/08/24 20:42	
EPA 6010D	Sodium	8.2	mg/L	1.0	11/08/24 20:42	
EPA 6010D	Calcium	106	mg/L	1.0	11/08/24 20:42	
EPA 6010D	Magnesium	14.5	mg/L	0.050	11/08/24 20:42	
EPA 6020B	Arsenic	0.028	mg/L	0.0050	11/13/24 18:41	
EPA 6020B	Barium	0.054	mg/L	0.0050	11/13/24 18:41	
EPA 6020B	Boron	0.70	mg/L	0.040	11/13/24 18:41	
EPA 6020B	Cobalt	0.033	mg/L	0.0050	11/13/24 18:41	
EPA 6020B	Lithium	0.025J	mg/L	0.030	11/13/24 18:41	
EPA 6020B	Molybdenum	0.010	mg/L	0.010	11/13/24 18:41	
EPA 6020B	Selenium	0.0014J	mg/L	0.0050	11/13/24 18:41	
SM 2540C-2015	Total Dissolved Solids	497	mg/L	25.0	11/07/24 12:34	
SM 2320B-2011	Alkalinity,Bicarbonate (CaCO3)	102	mg/L	5.0	11/14/24 18:40	
SM 2320B-2011	Alkalinity, Total as CaCO3	102	mg/L	5.0	11/14/24 18:40	
EPA 300.0 Rev 2.1 1993	Chloride	15.8	mg/L	1.0	11/07/24 21:02	
EPA 300.0 Rev 2.1 1993	Fluoride	0.16	mg/L	0.10	11/07/24 21:02	
EPA 300.0 Rev 2.1 1993	Sulfate	190	mg/L	4.0	11/08/24 05:27	M1

This report shall not be reproduced, except in full,
without the written consent of Pace Analytical Services, LLC.

Pace Analytical Services, LLC
9800 Kincey Ave. Suite 100
Huntersville, NC 28078
(704)875-9092

ANALYTICAL RESULTS

Project: Hammond AP-1
Pace Project No.: 92762188

Sample: HAM-PT-07 **Lab ID: 92762188001** Collected: 11/04/24 12:34 Received: 11/06/24 14:15 Matrix: Water

Parameters	Results	Units	Report Limit	MDL	DF	Prepared	Analyzed	CAS No.	Qual
6010D ATL ICP	Analytical Method: EPA 6010D Preparation Method: EPA 3010A								
	Pace Analytical Services - Peachtree Corners, GA								
Iron	**6.6**	mg/L	0.040	0.025	1	11/08/24 12:32	11/08/24 19:24	7439-89-6	
Manganese	**3.1**	mg/L	0.040	0.011	1	11/08/24 12:32	11/08/24 19:24	7439-96-5	
Potassium	**5.9**	mg/L	0.50	0.15	1	11/08/24 12:32	11/08/24 19:24	7440-09-7	
Sodium	**9.8**	mg/L	1.0	0.58	1	11/08/24 12:32	11/08/24 19:24	7440-23-5	M1
Calcium	**121**	mg/L	1.0	0.12	1	11/08/24 12:32	11/08/24 19:24	7440-70-2	M1
Magnesium	**17.9**	mg/L	0.050	0.012	1	11/08/24 12:32	11/08/24 19:24	7439-95-4	M1
6020 MET ICPMS	Analytical Method: EPA 6020B Preparation Method: EPA 3005A								
	Pace Analytical Services - Peachtree Corners, GA								
Antimony	ND	mg/L	0.0030	0.00054	1	11/08/24 12:13	11/13/24 17:15	7440-36-0	
Arsenic	**0.11**	mg/L	0.0050	0.00084	1	11/08/24 12:13	11/13/24 17:15	7440-38-2	
Barium	**0.051**	mg/L	0.0050	0.00047	1	11/08/24 12:13	11/13/24 17:15	7440-39-3	
Beryllium	ND	mg/L	0.00050	0.000094	1	11/08/24 12:13	11/13/24 17:15	7440-41-7	
Boron	**0.67**	mg/L	0.040	0.012	1	11/08/24 12:13	11/13/24 17:15	7440-42-8	
Cadmium	ND	mg/L	0.00050	0.00010	1	11/08/24 12:13	11/13/24 17:15	7440-43-9	
Chromium	ND	mg/L	0.0050	0.0019	1	11/08/24 12:13	11/13/24 17:15	7440-47-3	
Cobalt	**0.042**	mg/L	0.0050	0.00032	1	11/08/24 12:13	11/13/24 17:15	7440-48-4	
Lead	**0.00019J**	mg/L	0.0010	0.00016	1	11/08/24 12:13	11/13/24 17:15	7439-92-1	
Lithium	**0.051**	mg/L	0.030	0.0016	1	11/08/24 12:13	11/13/24 17:15	7439-93-2	
Molybdenum	**0.0088J**	mg/L	0.010	0.00062	1	11/08/24 12:13	11/13/24 17:15	7439-98-7	
Selenium	ND	mg/L	0.0050	0.00096	1	11/08/24 12:13	11/13/24 17:15	7782-49-2	
Thallium	ND	mg/L	0.0010	0.00038	1	11/08/24 12:13	11/13/24 17:15	7440-28-0	
7470 Mercury	Analytical Method: EPA 7470A Preparation Method: EPA 7470A								
	Pace Analytical Services - Peachtree Corners, GA								
Mercury	ND	mg/L	0.00020	0.00013	1	11/19/24 08:00	11/19/24 12:56	7439-97-6	
2540C Total Dissolved Solids	Analytical Method: SM 2540C-2015								
	Pace Analytical Services - Peachtree Corners, GA								
Total Dissolved Solids	**542**	mg/L	25.0	25.0	1		11/07/24 12:29		
2320B Alkalinity	Analytical Method: SM 2320B-2011								
	Pace Analytical Services - Asheville								
Alkalinity,Bicarbonate (CaCO3)	**152**	mg/L	5.0	5.0	1		11/12/24 13:55		
Alkalinity,Carbonate (CaCO3)	ND	mg/L	5.0	5.0	1		11/12/24 13:55		
Alkalinity, Total as CaCO3	**152**	mg/L	5.0	5.0	1		11/12/24 13:55		
4500S2D Sulfide Water	Analytical Method: SM 4500-S2D-2011								
	Pace Analytical Services - Asheville								
Sulfide	ND	mg/L	0.10	0.022	1		11/09/24 04:17	18496-25-8	
300.0 IC Anions 28 Days	Analytical Method: EPA 300.0 Rev 2.1 1993								
	Pace Analytical Services - Asheville								
Chloride	**16.5**	mg/L	1.0	0.60	1		11/07/24 16:25	16887-00-6	

This report shall not be reproduced, except in full,
without the written consent of Pace Analytical Services, LLC.

Pace Analytical Services, LLC
9800 Kincey Ave. Suite 100
Huntersville, NC 28078
(704)875-9092

ANALYTICAL RESULTS

Project: Hammond AP-1
Pace Project No.: 92762188

Sample: HAM-PT-07 **Lab ID: 92762188001** Collected: 11/04/24 12:34 Received: 11/06/24 14:15 Matrix: Water

Parameters	Results	Units	Report Limit	MDL	DF	Prepared	Analyzed	CAS No.	Qual
300.0 IC Anions 28 Days	Analytical Method: EPA 300.0 Rev 2.1 1993 Pace Analytical Services - Asheville								
Fluoride	**0.29**	mg/L	0.10	0.050	1		11/07/24 16:25	16984-48-8	
Sulfate	**194**	mg/L	4.0	2.0	4		11/08/24 01:54	14808-79-8	

This report shall not be reproduced, except in full,
without the written consent of Pace Analytical Services, LLC.

Pace Analytical Services, LLC
9800 Kincey Ave. Suite 100
Huntersville, NC 28078
(704)875-9092

ANALYTICAL RESULTS

Project: Hammond AP-1
Pace Project No.: 92762188

Sample: HAM-PT-08 **Lab ID: 92762188002** Collected: 11/04/24 12:14 Received: 11/06/24 14:15 Matrix: Water

Parameters	Results	Units	Report Limit	MDL	DF	Prepared	Analyzed	CAS No.	Qual
6010D ATL ICP	Analytical Method: EPA 6010D Preparation Method: EPA 3010A								
	Pace Analytical Services - Peachtree Corners, GA								
Iron	**0.63**	mg/L	0.040	0.025	1	11/08/24 12:32	11/08/24 19:44	7439-89-6	
Manganese	**1.4**	mg/L	0.040	0.011	1	11/08/24 12:32	11/08/24 19:44	7439-96-5	
Potassium	**5.7**	mg/L	0.50	0.15	1	11/08/24 12:32	11/08/24 19:44	7440-09-7	
Sodium	**8.2**	mg/L	1.0	0.58	1	11/08/24 12:32	11/08/24 19:44	7440-23-5	
Calcium	**105**	mg/L	1.0	0.12	1	11/08/24 12:32	11/08/24 19:44	7440-70-2	
Magnesium	**14.4**	mg/L	0.050	0.012	1	11/08/24 12:32	11/08/24 19:44	7439-95-4	
6020 MET ICPMS	Analytical Method: EPA 6020B Preparation Method: EPA 3005A								
	Pace Analytical Services - Peachtree Corners, GA								
Antimony	ND	mg/L	0.0030	0.00054	1	11/08/24 12:13	11/13/24 17:19	7440-36-0	
Arsenic	**0.027**	mg/L	0.0050	0.00084	1	11/08/24 12:13	11/13/24 17:19	7440-38-2	
Barium	**0.053**	mg/L	0.0050	0.00047	1	11/08/24 12:13	11/13/24 17:19	7440-39-3	
Beryllium	ND	mg/L	0.00050	0.000094	1	11/08/24 12:13	11/13/24 17:19	7440-41-7	
Boron	**0.70**	mg/L	0.040	0.012	1	11/08/24 12:13	11/13/24 17:19	7440-42-8	
Cadmium	ND	mg/L	0.00050	0.00010	1	11/08/24 12:13	11/13/24 17:19	7440-43-9	
Chromium	ND	mg/L	0.0050	0.0019	1	11/08/24 12:13	11/13/24 17:19	7440-47-3	
Cobalt	**0.032**	mg/L	0.0050	0.00032	1	11/08/24 12:13	11/13/24 17:19	7440-48-4	
Lead	ND	mg/L	0.0010	0.00016	1	11/08/24 12:13	11/13/24 17:19	7439-92-1	
Lithium	**0.023J**	mg/L	0.030	0.0016	1	11/08/24 12:13	11/13/24 17:19	7439-93-2	
Molybdenum	**0.0097J**	mg/L	0.010	0.00062	1	11/08/24 12:13	11/13/24 17:19	7439-98-7	
Selenium	**0.0014J**	mg/L	0.0050	0.00096	1	11/08/24 12:13	11/13/24 17:19	7782-49-2	
Thallium	ND	mg/L	0.0010	0.00038	1	11/08/24 12:13	11/13/24 17:19	7440-28-0	
7470 Mercury	Analytical Method: EPA 7470A Preparation Method: EPA 7470A								
	Pace Analytical Services - Peachtree Corners, GA								
Mercury	ND	mg/L	0.00020	0.00013	1	11/19/24 08:00	11/19/24 12:59	7439-97-6	
2540C Total Dissolved Solids	Analytical Method: SM 2540C-2015								
	Pace Analytical Services - Peachtree Corners, GA								
Total Dissolved Solids	**474**	mg/L	25.0	25.0	1		11/07/24 12:30		
2320B Alkalinity	Analytical Method: SM 2320B-2011								
	Pace Analytical Services - Asheville								
Alkalinity,Bicarbonate (CaCO3)	**98.7**	mg/L	5.0	5.0	1		11/12/24 14:05		
Alkalinity,Carbonate (CaCO3)	ND	mg/L	5.0	5.0	1		11/12/24 14:05		
Alkalinity, Total as CaCO3	**98.7**	mg/L	5.0	5.0	1		11/12/24 14:05		
4500S2D Sulfide Water	Analytical Method: SM 4500-S2D-2011								
	Pace Analytical Services - Asheville								
Sulfide	ND	mg/L	0.10	0.022	1		11/09/24 04:19	18496-25-8	
300.0 IC Anions 28 Days	Analytical Method: EPA 300.0 Rev 2.1 1993								
	Pace Analytical Services - Asheville								
Chloride	**15.6**	mg/L	1.0	0.60	1		11/07/24 16:40	16887-00-6	

This report shall not be reproduced, except in full,
without the written consent of Pace Analytical Services, LLC.

Pace Analytical Services, LLC
9800 Kincey Ave. Suite 100
Huntersville, NC 28078
(704)875-9092

ANALYTICAL RESULTS

Project: Hammond AP-1
Pace Project No.: 92762188

Sample: HAM-PT-08 **Lab ID: 92762188002** Collected: 11/04/24 12:14 Received: 11/06/24 14:15 Matrix: Water

Parameters	Results	Units	Report Limit	MDL	DF	Prepared	Analyzed	CAS No.	Qual
300.0 IC Anions 28 Days	Analytical Method: EPA 300.0 Rev 2.1 1993 Pace Analytical Services - Asheville								
Fluoride	**0.15**	mg/L	0.10	0.050	1		11/07/24 16:40	16984-48-8	
Sulfate	**187**	mg/L	4.0	2.0	4		11/08/24 02:09	14808-79-8	

This report shall not be reproduced, except in full,
without the written consent of Pace Analytical Services, LLC.

Pace Analytical Services, LLC
9800 Kincey Ave. Suite 100
Huntersville, NC 28078
(704)875-9092

ANALYTICAL RESULTS

Project: Hammond AP-1
Pace Project No.: 92762188

Sample: HAM-PT-09 **Lab ID: 92762188003** Collected: 11/05/24 11:54 Received: 11/06/24 14:15 Matrix: Water

Parameters	Results	Units	Report Limit	MDL	DF	Prepared	Analyzed	CAS No.	Qual
6010D ATL ICP	Analytical Method: EPA 6010D Preparation Method: EPA 3010A								
	Pace Analytical Services - Peachtree Corners, GA								
Iron	**0.37**	mg/L	0.040	0.025	1	11/08/24 12:32	11/08/24 19:49	7439-89-6	
Manganese	**0.44**	mg/L	0.040	0.011	1	11/08/24 12:32	11/08/24 19:49	7439-96-5	
Potassium	**6.4**	mg/L	0.50	0.15	1	11/08/24 12:32	11/08/24 19:49	7440-09-7	
Sodium	**9.7**	mg/L	1.0	0.58	1	11/08/24 12:32	11/08/24 19:49	7440-23-5	
Calcium	**106**	mg/L	1.0	0.12	1	11/08/24 12:32	11/08/24 19:49	7440-70-2	
Magnesium	**25.0**	mg/L	0.050	0.012	1	11/08/24 12:32	11/08/24 19:49	7439-95-4	
6020 MET ICPMS	Analytical Method: EPA 6020B Preparation Method: EPA 3005A								
	Pace Analytical Services - Peachtree Corners, GA								
Antimony	**0.00060J**	mg/L	0.0030	0.00054	1	11/08/24 12:13	11/13/24 17:35	7440-36-0	
Arsenic	**0.0028J**	mg/L	0.0050	0.00084	1	11/08/24 12:13	11/13/24 17:35	7440-38-2	B
Barium	**0.072**	mg/L	0.0050	0.00047	1	11/08/24 12:13	11/13/24 17:35	7440-39-3	
Beryllium	ND	mg/L	0.00050	0.000094	1	11/08/24 12:13	11/13/24 17:35	7440-41-7	
Boron	**1.6**	mg/L	0.040	0.012	1	11/08/24 12:13	11/13/24 17:35	7440-42-8	
Cadmium	**0.00023J**	mg/L	0.00050	0.00010	1	11/08/24 12:13	11/13/24 17:35	7440-43-9	
Chromium	ND	mg/L	0.0050	0.0019	1	11/08/24 12:13	11/13/24 17:35	7440-47-3	
Cobalt	**0.0040J**	mg/L	0.0050	0.00032	1	11/08/24 12:13	11/13/24 17:35	7440-48-4	
Lead	ND	mg/L	0.0010	0.00016	1	11/08/24 12:13	11/13/24 17:35	7439-92-1	
Lithium	**0.0029J**	mg/L	0.030	0.0016	1	11/08/24 12:13	11/13/24 17:35	7439-93-2	
Molybdenum	**0.22**	mg/L	0.010	0.00062	1	11/08/24 12:13	11/13/24 17:35	7439-98-7	
Selenium	**0.00099J**	mg/L	0.0050	0.00096	1	11/08/24 12:13	11/13/24 17:35	7782-49-2	
Thallium	ND	mg/L	0.0010	0.00038	1	11/08/24 12:13	11/13/24 17:35	7440-28-0	
7470 Mercury	Analytical Method: EPA 7470A Preparation Method: EPA 7470A								
	Pace Analytical Services - Peachtree Corners, GA								
Mercury	ND	mg/L	0.00020	0.00013	1	11/19/24 08:00	11/19/24 13:10	7439-97-6	
2540C Total Dissolved Solids	Analytical Method: SM 2540C-2015								
	Pace Analytical Services - Peachtree Corners, GA								
Total Dissolved Solids	**563**	mg/L	25.0	25.0	1		11/07/24 12:32		
2320B Alkalinity	Analytical Method: SM 2320B-2011								
	Pace Analytical Services - Asheville								
Alkalinity,Bicarbonate (CaCO3)	**122**	mg/L	5.0	5.0	1		11/12/24 18:00		
Alkalinity,Carbonate (CaCO3)	ND	mg/L	5.0	5.0	1		11/12/24 18:00		
Alkalinity, Total as CaCO3	**122**	mg/L	5.0	5.0	1		11/12/24 18:00		
4500S2D Sulfide Water	Analytical Method: SM 4500-S2D-2011								
	Pace Analytical Services - Asheville								
Sulfide	ND	mg/L	0.10	0.022	1		11/09/24 04:21	18496-25-8	
300.0 IC Anions 28 Days	Analytical Method: EPA 300.0 Rev 2.1 1993								
	Pace Analytical Services - Asheville								
Chloride	**48.3**	mg/L	1.0	0.60	1		11/07/24 17:26	16887-00-6	

This report shall not be reproduced, except in full,
without the written consent of Pace Analytical Services, LLC.

Pace Analytical Services, LLC
9800 Kincey Ave. Suite 100
Huntersville, NC 28078
(704)875-9092

ANALYTICAL RESULTS

Project: Hammond AP-1
Pace Project No.: 92762188

Sample: HAM-PT-09 **Lab ID: 92762188003** Collected: 11/05/24 11:54 Received: 11/06/24 14:15 Matrix: Water

Parameters	Results	Units	Report Limit	MDL	DF	Prepared	Analyzed	CAS No.	Qual
300.0 IC Anions 28 Days	Analytical Method: EPA 300.0 Rev 2.1 1993 Pace Analytical Services - Asheville								
Fluoride	**0.37**	mg/L	0.10	0.050	1		11/07/24 17:26	16984-48-8	
Sulfate	**165**	mg/L	4.0	2.0	4		11/08/24 02:54	14808-79-8	

This report shall not be reproduced, except in full,
without the written consent of Pace Analytical Services, LLC.

Pace Analytical Services, LLC
9800 Kincey Ave. Suite 100
Huntersville, NC 28078
(704)875-9092

ANALYTICAL RESULTS

Project: Hammond AP-1
Pace Project No.: 92762188

Sample: HAM-PT-10 **Lab ID: 92762188004** Collected: 11/05/24 09:29 Received: 11/06/24 14:15 Matrix: Water

Parameters	Results	Units	Report Limit	MDL	DF	Prepared	Analyzed	CAS No.	Qual
6010D ATL ICP	Analytical Method: EPA 6010D Preparation Method: EPA 3010A								
	Pace Analytical Services - Peachtree Corners, GA								
Iron	**0.033J**	mg/L	0.040	0.025	1	11/08/24 12:32	11/08/24 19:54	7439-89-6	
Manganese	**0.40**	mg/L	0.040	0.011	1	11/08/24 12:32	11/08/24 19:54	7439-96-5	
Potassium	**6.9**	mg/L	0.50	0.15	1	11/08/24 12:32	11/08/24 19:54	7440-09-7	
Sodium	**9.2**	mg/L	1.0	0.58	1	11/08/24 12:32	11/08/24 19:54	7440-23-5	
Calcium	**107**	mg/L	1.0	0.12	1	11/08/24 12:32	11/08/24 19:54	7440-70-2	
Magnesium	**13.9**	mg/L	0.050	0.012	1	11/08/24 12:32	11/08/24 19:54	7439-95-4	
6020 MET ICPMS	Analytical Method: EPA 6020B Preparation Method: EPA 3005A								
	Pace Analytical Services - Peachtree Corners, GA								
Antimony	ND	mg/L	0.0030	0.00054	1	11/08/24 12:13	11/13/24 17:39	7440-36-0	
Arsenic	**0.0021J**	mg/L	0.0050	0.00084	1	11/08/24 12:13	11/13/24 17:39	7440-38-2	B
Barium	**0.050**	mg/L	0.0050	0.00047	1	11/08/24 12:13	11/13/24 17:39	7440-39-3	
Beryllium	ND	mg/L	0.00050	0.000094	1	11/08/24 12:13	11/13/24 17:39	7440-41-7	
Boron	**1.7**	mg/L	0.040	0.012	1	11/08/24 12:13	11/13/24 17:39	7440-42-8	
Cadmium	**0.00013J**	mg/L	0.00050	0.00010	1	11/08/24 12:13	11/13/24 17:39	7440-43-9	
Chromium	ND	mg/L	0.0050	0.0019	1	11/08/24 12:13	11/13/24 17:39	7440-47-3	
Cobalt	**0.0014J**	mg/L	0.0050	0.00032	1	11/08/24 12:13	11/13/24 17:39	7440-48-4	
Lead	ND	mg/L	0.0010	0.00016	1	11/08/24 12:13	11/13/24 17:39	7439-92-1	
Lithium	ND	mg/L	0.030	0.0016	1	11/08/24 12:13	11/13/24 17:39	7439-93-2	
Molybdenum	**0.21**	mg/L	0.010	0.00062	1	11/08/24 12:13	11/13/24 17:39	7439-98-7	
Selenium	**0.0011J**	mg/L	0.0050	0.00096	1	11/08/24 12:13	11/13/24 17:39	7782-49-2	
Thallium	ND	mg/L	0.0010	0.00038	1	11/08/24 12:13	11/13/24 17:39	7440-28-0	
7470 Mercury	Analytical Method: EPA 7470A Preparation Method: EPA 7470A								
	Pace Analytical Services - Peachtree Corners, GA								
Mercury	ND	mg/L	0.00020	0.00013	1	11/19/24 08:00	11/19/24 13:12	7439-97-6	
2540C Total Dissolved Solids	Analytical Method: SM 2540C-2015								
	Pace Analytical Services - Peachtree Corners, GA								
Total Dissolved Solids	**527**	mg/L	25.0	25.0	1		11/07/24 12:32		
2320B Alkalinity	Analytical Method: SM 2320B-2011								
	Pace Analytical Services - Asheville								
Alkalinity,Bicarbonate (CaCO3)	**132**	mg/L	5.0	5.0	1		11/12/24 18:08		
Alkalinity,Carbonate (CaCO3)	ND	mg/L	5.0	5.0	1		11/12/24 18:08		
Alkalinity, Total as CaCO3	**132**	mg/L	5.0	5.0	1		11/12/24 18:08		
4500S2D Sulfide Water	Analytical Method: SM 4500-S2D-2011								
	Pace Analytical Services - Asheville								
Sulfide	ND	mg/L	0.10	0.022	1		11/09/24 04:22	18496-25-8	
300.0 IC Anions 28 Days	Analytical Method: EPA 300.0 Rev 2.1 1993								
	Pace Analytical Services - Asheville								
Chloride	**45.1**	mg/L	1.0	0.60	1		11/07/24 17:42	16887-00-6	

This report shall not be reproduced, except in full,
without the written consent of Pace Analytical Services, LLC.

Pace Analytical Services, LLC
9800 Kincey Ave. Suite 100
Huntersville, NC 28078
(704)875-9092

ANALYTICAL RESULTS

Project: Hammond AP-1
Pace Project No.: 92762188

Sample: HAM-PT-10 **Lab ID: 92762188004** Collected: 11/05/24 09:29 Received: 11/06/24 14:15 Matrix: Water

Parameters	Results	Units	Report Limit	MDL	DF	Prepared	Analyzed	CAS No.	Qual
300.0 IC Anions 28 Days	Analytical Method: EPA 300.0 Rev 2.1 1993 Pace Analytical Services - Asheville								
Fluoride	**0.27**	mg/L	0.10	0.050	1		11/07/24 17:42	16984-48-8	
Sulfate	**129**	mg/L	3.0	1.5	3		11/08/24 03:09	14808-79-8	

This report shall not be reproduced, except in full,
without the written consent of Pace Analytical Services, LLC.

Pace Analytical Services, LLC
9800 Kincey Ave. Suite 100
Huntersville, NC 28078
(704)875-9092

ANALYTICAL RESULTS

Project: Hammond AP-1
Pace Project No.: 92762188

Sample: HAM-PT-11 **Lab ID: 92762188005** Collected: 11/05/24 09:25 Received: 11/06/24 14:15 Matrix: Water

Parameters	Results	Units	Report Limit	MDL	DF	Prepared	Analyzed	CAS No.	Qual
6010D ATL ICP	Analytical Method: EPA 6010D Preparation Method: EPA 3010A								
	Pace Analytical Services - Peachtree Corners, GA								
Iron	**0.19**	mg/L	0.040	0.025	1	11/08/24 12:32	11/08/24 19:58	7439-89-6	
Manganese	**0.66**	mg/L	0.040	0.011	1	11/08/24 12:32	11/08/24 19:58	7439-96-5	
Potassium	**6.3**	mg/L	0.50	0.15	1	11/08/24 12:32	11/08/24 19:58	7440-09-7	
Sodium	**9.1**	mg/L	1.0	0.58	1	11/08/24 12:32	11/08/24 19:58	7440-23-5	
Calcium	**112**	mg/L	1.0	0.12	1	11/08/24 12:32	11/08/24 19:58	7440-70-2	
Magnesium	**19.1**	mg/L	0.050	0.012	1	11/08/24 12:32	11/08/24 19:58	7439-95-4	
6020 MET ICPMS	Analytical Method: EPA 6020B Preparation Method: EPA 3005A								
	Pace Analytical Services - Peachtree Corners, GA								
Antimony	ND	mg/L	0.0030	0.00054	1	11/08/24 12:13	11/13/24 17:43	7440-36-0	
Arsenic	**0.0030J**	mg/L	0.0050	0.00084	1	11/08/24 12:13	11/13/24 17:43	7440-38-2	B
Barium	**0.074**	mg/L	0.0050	0.00047	1	11/08/24 12:13	11/13/24 17:43	7440-39-3	
Beryllium	ND	mg/L	0.00050	0.000094	1	11/08/24 12:13	11/13/24 17:43	7440-41-7	
Boron	**1.6**	mg/L	0.040	0.012	1	11/08/24 12:13	11/13/24 17:43	7440-42-8	
Cadmium	**0.00018J**	mg/L	0.00050	0.00010	1	11/08/24 12:13	11/13/24 17:43	7440-43-9	
Chromium	ND	mg/L	0.0050	0.0019	1	11/08/24 12:13	11/13/24 17:43	7440-47-3	
Cobalt	**0.0079**	mg/L	0.0050	0.00032	1	11/08/24 12:13	11/13/24 17:43	7440-48-4	
Lead	ND	mg/L	0.0010	0.00016	1	11/08/24 12:13	11/13/24 17:43	7439-92-1	
Lithium	**0.0046J**	mg/L	0.030	0.0016	1	11/08/24 12:13	11/13/24 17:43	7439-93-2	
Molybdenum	**0.11**	mg/L	0.010	0.00062	1	11/08/24 12:13	11/13/24 17:43	7439-98-7	
Selenium	ND	mg/L	0.0050	0.00096	1	11/08/24 12:13	11/13/24 17:43	7782-49-2	
Thallium	ND	mg/L	0.0010	0.00038	1	11/08/24 12:13	11/13/24 17:43	7440-28-0	
7470 Mercury	Analytical Method: EPA 7470A Preparation Method: EPA 7470A								
	Pace Analytical Services - Peachtree Corners, GA								
Mercury	ND	mg/L	0.00020	0.00013	1	11/19/24 08:00	11/19/24 13:15	7439-97-6	
2540C Total Dissolved Solids	Analytical Method: SM 2540C-2015								
	Pace Analytical Services - Peachtree Corners, GA								
Total Dissolved Solids	**563**	mg/L	25.0	25.0	1		11/07/24 12:33		
2320B Alkalinity	Analytical Method: SM 2320B-2011								
	Pace Analytical Services - Asheville								
Alkalinity,Bicarbonate (CaCO3)	**128**	mg/L	5.0	5.0	1		11/12/24 18:17		
Alkalinity,Carbonate (CaCO3)	ND	mg/L	5.0	5.0	1		11/12/24 18:17		
Alkalinity, Total as CaCO3	**128**	mg/L	5.0	5.0	1		11/12/24 18:17		
4500S2D Sulfide Water	Analytical Method: SM 4500-S2D-2011								
	Pace Analytical Services - Asheville								
Sulfide	ND	mg/L	0.10	0.022	1		11/09/24 04:22	18496-25-8	
300.0 IC Anions 28 Days	Analytical Method: EPA 300.0 Rev 2.1 1993								
	Pace Analytical Services - Asheville								
Chloride	**46.9**	mg/L	1.0	0.60	1		11/07/24 17:57	16887-00-6	

This report shall not be reproduced, except in full,
without the written consent of Pace Analytical Services, LLC.

Pace Analytical Services, LLC
9800 Kincey Ave. Suite 100
Huntersville, NC 28078
(704)875-9092

ANALYTICAL RESULTS

Project: Hammond AP-1
Pace Project No.: 92762188

Sample: HAM-PT-11 **Lab ID: 92762188005** Collected: 11/05/24 09:25 Received: 11/06/24 14:15 Matrix: Water

Parameters	Results	Units	Report Limit	MDL	DF	Prepared	Analyzed	CAS No.	Qual
300.0 IC Anions 28 Days	Analytical Method: EPA 300.0 Rev 2.1 1993 Pace Analytical Services - Asheville								
Fluoride	**0.31**	mg/L	0.10	0.050	1		11/07/24 17:57	16984-48-8	
Sulfate	**156**	mg/L	4.0	2.0	4		11/08/24 03:25	14808-79-8	

This report shall not be reproduced, except in full,
without the written consent of Pace Analytical Services, LLC.

Pace Analytical Services, LLC
9800 Kincey Ave. Suite 100
Huntersville, NC 28078
(704)875-9092

ANALYTICAL RESULTS

Project: Hammond AP-1
Pace Project No.: 92762188

Sample: HAM-PT-12 **Lab ID: 92762188006** Collected: 11/05/24 11:44 Received: 11/06/24 14:15 Matrix: Water

Parameters	Results	Units	Report Limit	MDL	DF	Prepared	Analyzed	CAS No.	Qual
6010D ATL ICP	Analytical Method: EPA 6010D Preparation Method: EPA 3010A								
	Pace Analytical Services - Peachtree Corners, GA								
Iron	**0.14**	mg/L	0.040	0.025	1	11/08/24 12:32	11/08/24 20:13	7439-89-6	
Manganese	**1.4**	mg/L	0.040	0.011	1	11/08/24 12:32	11/08/24 20:13	7439-96-5	
Potassium	**5.4**	mg/L	0.50	0.15	1	11/08/24 12:32	11/08/24 20:13	7440-09-7	
Sodium	**7.6**	mg/L	1.0	0.58	1	11/08/24 12:32	11/08/24 20:13	7440-23-5	
Calcium	**98.0**	mg/L	1.0	0.12	1	11/08/24 12:32	11/08/24 20:13	7440-70-2	
Magnesium	**31.4**	mg/L	0.050	0.012	1	11/08/24 12:32	11/08/24 20:13	7439-95-4	
6020 MET ICPMS	Analytical Method: EPA 6020B Preparation Method: EPA 3005A								
	Pace Analytical Services - Peachtree Corners, GA								
Antimony	ND	mg/L	0.0030	0.00054	1	11/08/24 12:13	11/13/24 18:12	7440-36-0	
Arsenic	**0.0046J**	mg/L	0.0050	0.00084	1	11/08/24 12:13	11/13/24 18:12	7440-38-2	B
Barium	**0.074**	mg/L	0.0050	0.00047	1	11/08/24 12:13	11/13/24 18:12	7440-39-3	
Beryllium	ND	mg/L	0.00050	0.000094	1	11/08/24 12:13	11/13/24 18:12	7440-41-7	
Boron	**1.1**	mg/L	0.040	0.012	1	11/08/24 12:13	11/13/24 18:12	7440-42-8	
Cadmium	**0.00037J**	mg/L	0.00050	0.00010	1	11/08/24 12:13	11/13/24 18:12	7440-43-9	
Chromium	ND	mg/L	0.0050	0.0019	1	11/08/24 12:13	11/13/24 18:12	7440-47-3	
Cobalt	**0.0053**	mg/L	0.0050	0.00032	1	11/08/24 12:13	11/13/24 18:12	7440-48-4	
Lead	ND	mg/L	0.0010	0.00016	1	11/08/24 12:13	11/13/24 18:12	7439-92-1	
Lithium	**0.0037J**	mg/L	0.030	0.0016	1	11/08/24 12:13	11/13/24 18:12	7439-93-2	
Molybdenum	**0.12**	mg/L	0.010	0.00062	1	11/08/24 12:13	11/13/24 18:12	7439-98-7	
Selenium	ND	mg/L	0.0050	0.00096	1	11/08/24 12:13	11/13/24 18:12	7782-49-2	
Thallium	ND	mg/L	0.0010	0.00038	1	11/08/24 12:13	11/13/24 18:12	7440-28-0	
7470 Mercury	Analytical Method: EPA 7470A Preparation Method: EPA 7470A								
	Pace Analytical Services - Peachtree Corners, GA								
Mercury	ND	mg/L	0.00020	0.00013	1	11/19/24 08:00	11/19/24 13:23	7439-97-6	
2540C Total Dissolved Solids	Analytical Method: SM 2540C-2015								
	Pace Analytical Services - Peachtree Corners, GA								
Total Dissolved Solids	**549**	mg/L	25.0	25.0	1		11/12/24 15:09		
2320B Alkalinity	Analytical Method: SM 2320B-2011								
	Pace Analytical Services - Asheville								
Alkalinity,Bicarbonate (CaCO3)	**107**	mg/L	5.0	5.0	1		11/12/24 18:25		
Alkalinity,Carbonate (CaCO3)	ND	mg/L	5.0	5.0	1		11/12/24 18:25		
Alkalinity, Total as CaCO3	**107**	mg/L	5.0	5.0	1		11/12/24 18:25		
4500S2D Sulfide Water	Analytical Method: SM 4500-S2D-2011								
	Pace Analytical Services - Asheville								
Sulfide	ND	mg/L	0.10	0.022	1		11/09/24 04:22	18496-25-8	
300.0 IC Anions 28 Days	Analytical Method: EPA 300.0 Rev 2.1 1993								
	Pace Analytical Services - Asheville								
Chloride	**32.2**	mg/L	1.0	0.60	1		11/07/24 18:59	16887-00-6	

This report shall not be reproduced, except in full,
without the written consent of Pace Analytical Services, LLC.

Pace Analytical Services, LLC
9800 Kincey Ave. Suite 100
Huntersville, NC 28078
(704)875-9092

ANALYTICAL RESULTS

Project: Hammond AP-1
Pace Project No.: 92762188

Sample: HAM-PT-12 **Lab ID: 92762188006** Collected: 11/05/24 11:44 Received: 11/06/24 14:15 Matrix: Water

Parameters	Results	Units	Report Limit	MDL	DF	Prepared	Analyzed	CAS No.	Qual
300.0 IC Anions 28 Days	Analytical Method: EPA 300.0 Rev 2.1 1993 Pace Analytical Services - Asheville								
Fluoride	**0.26**	mg/L	0.10	0.050	1		11/07/24 18:59	16984-48-8	
Sulfate	**204**	mg/L	5.0	2.5	5		11/08/24 03:40	14808-79-8	

This report shall not be reproduced, except in full,
without the written consent of Pace Analytical Services, LLC.

Pace Analytical Services, LLC
9800 Kincey Ave. Suite 100
Huntersville, NC 28078
(704)875-9092

ANALYTICAL RESULTS

Project: Hammond AP-1
Pace Project No.: 92762188

Sample: HAM-PT-13 **Lab ID: 92762188007** Collected: 11/04/24 11:05 Received: 11/06/24 14:15 Matrix: Water

Parameters	Results	Units	Report Limit	MDL	DF	Prepared	Analyzed	CAS No.	Qual
6010D ATL ICP	Analytical Method: EPA 6010D Preparation Method: EPA 3010A								
	Pace Analytical Services - Peachtree Corners, GA								
Iron	**8.6**	mg/L	0.040	0.025	1	11/08/24 12:32	11/08/24 20:18	7439-89-6	
Manganese	**2.9**	mg/L	0.040	0.011	1	11/08/24 12:32	11/08/24 20:18	7439-96-5	
Potassium	**5.9**	mg/L	0.50	0.15	1	11/08/24 12:32	11/08/24 20:18	7440-09-7	
Sodium	**11.3**	mg/L	1.0	0.58	1	11/08/24 12:32	11/08/24 20:18	7440-23-5	
Calcium	**119**	mg/L	1.0	0.12	1	11/08/24 12:32	11/08/24 20:18	7440-70-2	
Magnesium	**16.9**	mg/L	0.050	0.012	1	11/08/24 12:32	11/08/24 20:18	7439-95-4	
6020 MET ICPMS	Analytical Method: EPA 6020B Preparation Method: EPA 3005A								
	Pace Analytical Services - Peachtree Corners, GA								
Antimony	ND	mg/L	0.0030	0.00054	1	11/08/24 12:13	11/13/24 18:16	7440-36-0	
Arsenic	**0.14**	mg/L	0.0050	0.00084	1	11/08/24 12:13	11/13/24 18:16	7440-38-2	
Barium	**0.050**	mg/L	0.0050	0.00047	1	11/08/24 12:13	11/13/24 18:16	7440-39-3	
Beryllium	**0.00011J**	mg/L	0.00050	0.000094	1	11/08/24 12:13	11/13/24 18:16	7440-41-7	
Boron	**0.65**	mg/L	0.040	0.012	1	11/08/24 12:13	11/13/24 18:16	7440-42-8	
Cadmium	ND	mg/L	0.00050	0.00010	1	11/08/24 12:13	11/13/24 18:16	7440-43-9	
Chromium	ND	mg/L	0.0050	0.0019	1	11/08/24 12:13	11/13/24 18:16	7440-47-3	
Cobalt	**0.024**	mg/L	0.0050	0.00032	1	11/08/24 12:13	11/13/24 18:16	7440-48-4	
Lead	ND	mg/L	0.0010	0.00016	1	11/08/24 12:13	11/13/24 18:16	7439-92-1	
Lithium	**0.058**	mg/L	0.030	0.0016	1	11/08/24 12:13	11/13/24 18:16	7439-93-2	
Molybdenum	**0.0072J**	mg/L	0.010	0.00062	1	11/08/24 12:13	11/13/24 18:16	7439-98-7	
Selenium	**0.0011J**	mg/L	0.0050	0.00096	1	11/08/24 12:13	11/13/24 18:16	7782-49-2	
Thallium	ND	mg/L	0.0010	0.00038	1	11/08/24 12:13	11/13/24 18:16	7440-28-0	
7470 Mercury	Analytical Method: EPA 7470A Preparation Method: EPA 7470A								
	Pace Analytical Services - Peachtree Corners, GA								
Mercury	ND	mg/L	0.00020	0.00013	1	11/19/24 08:00	11/19/24 13:25	7439-97-6	
2540C Total Dissolved Solids	Analytical Method: SM 2540C-2015								
	Pace Analytical Services - Peachtree Corners, GA								
Total Dissolved Solids	**550**	mg/L	25.0	25.0	1		11/07/24 12:31		
2320B Alkalinity	Analytical Method: SM 2320B-2011								
	Pace Analytical Services - Asheville								
Alkalinity,Bicarbonate (CaCO3)	**147**	mg/L	5.0	5.0	1		11/12/24 14:13		
Alkalinity,Carbonate (CaCO3)	ND	mg/L	5.0	5.0	1		11/12/24 14:13		
Alkalinity, Total as CaCO3	**147**	mg/L	5.0	5.0	1		11/12/24 14:13		
4500S2D Sulfide Water	Analytical Method: SM 4500-S2D-2011								
	Pace Analytical Services - Asheville								
Sulfide	ND	mg/L	0.10	0.022	1		11/09/24 04:20	18496-25-8	
300.0 IC Anions 28 Days	Analytical Method: EPA 300.0 Rev 2.1 1993								
	Pace Analytical Services - Asheville								
Chloride	**18.5**	mg/L	1.0	0.60	1		11/07/24 19:14	16887-00-6	

This report shall not be reproduced, except in full,
without the written consent of Pace Analytical Services, LLC.

Pace Analytical Services, LLC
9800 Kincey Ave. Suite 100
Huntersville, NC 28078
(704)875-9092

ANALYTICAL RESULTS

Project: Hammond AP-1
Pace Project No.: 92762188

Sample: HAM-PT-13 **Lab ID: 92762188007** Collected: 11/04/24 11:05 Received: 11/06/24 14:15 Matrix: Water

Parameters	Results	Units	Report Limit	MDL	DF	Prepared	Analyzed	CAS No.	Qual
300.0 IC Anions 28 Days	Analytical Method: EPA 300.0 Rev 2.1 1993 Pace Analytical Services - Asheville								
Fluoride	**0.32**	mg/L	0.10	0.050	1		11/07/24 19:14	16984-48-8	
Sulfate	**199**	mg/L	4.0	2.0	4		11/08/24 04:41	14808-79-8	

This report shall not be reproduced, except in full,
without the written consent of Pace Analytical Services, LLC.

Pace Analytical Services, LLC
9800 Kincey Ave. Suite 100
Huntersville, NC 28078
(704)875-9092

ANALYTICAL RESULTS

Project: Hammond AP-1
Pace Project No.: 92762188

Sample: HAM-PT-14 **Lab ID: 92762188008** Collected: 11/04/24 14:50 Received: 11/06/24 14:15 Matrix: Water

Parameters	Results	Units	Report Limit	MDL	DF	Prepared	Analyzed	CAS No.	Qual
6010D ATL ICP	Analytical Method: EPA 6010D Preparation Method: EPA 3010A								
	Pace Analytical Services - Peachtree Corners, GA								
Iron	**13.5**	mg/L	0.040	0.025	1	11/08/24 12:32	11/08/24 20:23	7439-89-6	
Manganese	**2.8**	mg/L	0.040	0.011	1	11/08/24 12:32	11/08/24 20:23	7439-96-5	
Potassium	**5.8**	mg/L	0.50	0.15	1	11/08/24 12:32	11/08/24 20:23	7440-09-7	
Sodium	**8.7**	mg/L	1.0	0.58	1	11/08/24 12:32	11/08/24 20:23	7440-23-5	
Calcium	**123**	mg/L	1.0	0.12	1	11/08/24 12:32	11/08/24 20:23	7440-70-2	
Magnesium	**17.6**	mg/L	0.050	0.012	1	11/08/24 12:32	11/08/24 20:23	7439-95-4	
6020 MET ICPMS	Analytical Method: EPA 6020B Preparation Method: EPA 3005A								
	Pace Analytical Services - Peachtree Corners, GA								
Antimony	ND	mg/L	0.0030	0.00054	1	11/08/24 12:13	11/13/24 18:20	7440-36-0	
Arsenic	**0.26**	mg/L	0.0050	0.00084	1	11/08/24 12:13	11/13/24 18:20	7440-38-2	
Barium	**0.045**	mg/L	0.0050	0.00047	1	11/08/24 12:13	11/13/24 18:20	7440-39-3	
Beryllium	ND	mg/L	0.00050	0.000094	1	11/08/24 12:13	11/13/24 18:20	7440-41-7	
Boron	**0.66**	mg/L	0.040	0.012	1	11/08/24 12:13	11/13/24 18:20	7440-42-8	
Cadmium	ND	mg/L	0.00050	0.00010	1	11/08/24 12:13	11/13/24 18:20	7440-43-9	
Chromium	ND	mg/L	0.0050	0.0019	1	11/08/24 12:13	11/13/24 18:20	7440-47-3	
Cobalt	**0.023**	mg/L	0.0050	0.00032	1	11/08/24 12:13	11/13/24 18:20	7440-48-4	
Lead	ND	mg/L	0.0010	0.00016	1	11/08/24 12:13	11/13/24 18:20	7439-92-1	
Lithium	**0.051**	mg/L	0.030	0.0016	1	11/08/24 12:13	11/13/24 18:20	7439-93-2	
Molybdenum	**0.016**	mg/L	0.010	0.00062	1	11/08/24 12:13	11/13/24 18:20	7439-98-7	
Selenium	**0.0012J**	mg/L	0.0050	0.00096	1	11/08/24 12:13	11/13/24 18:20	7782-49-2	
Thallium	ND	mg/L	0.0010	0.00038	1	11/08/24 12:13	11/13/24 18:20	7440-28-0	
7470 Mercury	Analytical Method: EPA 7470A Preparation Method: EPA 7470A								
	Pace Analytical Services - Peachtree Corners, GA								
Mercury	ND	mg/L	0.00020	0.00013	1	11/19/24 08:00	11/19/24 13:28	7439-97-6	
2540C Total Dissolved Solids	Analytical Method: SM 2540C-2015								
	Pace Analytical Services - Peachtree Corners, GA								
Total Dissolved Solids	**628**	mg/L	25.0	25.0	1		11/07/24 12:31		
2320B Alkalinity	Analytical Method: SM 2320B-2011								
	Pace Analytical Services - Asheville								
Alkalinity,Bicarbonate (CaCO3)	**148**	mg/L	5.0	5.0	1		11/12/24 14:31		
Alkalinity,Carbonate (CaCO3)	ND	mg/L	5.0	5.0	1		11/12/24 14:31		
Alkalinity, Total as CaCO3	**148**	mg/L	5.0	5.0	1		11/12/24 14:31		
4500S2D Sulfide Water	Analytical Method: SM 4500-S2D-2011								
	Pace Analytical Services - Asheville								
Sulfide	ND	mg/L	0.10	0.022	1		11/09/24 04:20	18496-25-8	
300.0 IC Anions 28 Days	Analytical Method: EPA 300.0 Rev 2.1 1993								
	Pace Analytical Services - Asheville								
Chloride	**15.2**	mg/L	1.0	0.60	1		11/07/24 19:30	16887-00-6	

This report shall not be reproduced, except in full,
without the written consent of Pace Analytical Services, LLC.

Pace Analytical Services, LLC
9800 Kincey Ave. Suite 100
Huntersville, NC 28078
(704)875-9092

ANALYTICAL RESULTS

Project: Hammond AP-1
Pace Project No.: 92762188

Sample: HAM-PT-14 **Lab ID: 92762188008** Collected: 11/04/24 14:50 Received: 11/06/24 14:15 Matrix: Water

Parameters	Results	Units	Report Limit	MDL	DF	Prepared	Analyzed	CAS No.	Qual
300.0 IC Anions 28 Days	Analytical Method: EPA 300.0 Rev 2.1 1993 Pace Analytical Services - Asheville								
Fluoride	**0.25**	mg/L	0.10	0.050	1		11/07/24 19:30	16984-48-8	
Sulfate	**196**	mg/L	4.0	2.0	4		11/08/24 04:56	14808-79-8	

This report shall not be reproduced, except in full,
without the written consent of Pace Analytical Services, LLC.

Pace Analytical Services, LLC
9800 Kincey Ave. Suite 100
Huntersville, NC 28078
(704)875-9092

ANALYTICAL RESULTS

Project: Hammond AP-1
Pace Project No.: 92762188

Sample: HAM-PT-15 **Lab ID: 92762188009** Collected: 11/04/24 14:01 Received: 11/06/24 14:15 Matrix: Water

Parameters	Results	Units	Report Limit	MDL	DF	Prepared	Analyzed	CAS No.	Qual
6010D ATL ICP	Analytical Method: EPA 6010D Preparation Method: EPA 3010A								
	Pace Analytical Services - Peachtree Corners, GA								
Iron	**1.1**	mg/L	0.040	0.025	1	11/08/24 12:32	11/08/24 20:28	7439-89-6	
Manganese	**2.9**	mg/L	0.040	0.011	1	11/08/24 12:32	11/08/24 20:28	7439-96-5	
Potassium	**5.3**	mg/L	0.50	0.15	1	11/08/24 12:32	11/08/24 20:28	7440-09-7	
Sodium	**8.8**	mg/L	1.0	0.58	1	11/08/24 12:32	11/08/24 20:28	7440-23-5	
Calcium	**119**	mg/L	1.0	0.12	1	11/08/24 12:32	11/08/24 20:28	7440-70-2	
Magnesium	**14.2**	mg/L	0.050	0.012	1	11/08/24 12:32	11/08/24 20:28	7439-95-4	
6020 MET ICPMS	Analytical Method: EPA 6020B Preparation Method: EPA 3005A								
	Pace Analytical Services - Peachtree Corners, GA								
Antimony	ND	mg/L	0.0030	0.00054	1	11/08/24 12:13	11/13/24 18:24	7440-36-0	
Arsenic	**0.040**	mg/L	0.0050	0.00084	1	11/08/24 12:13	11/13/24 18:24	7440-38-2	
Barium	**0.051**	mg/L	0.0050	0.00047	1	11/08/24 12:13	11/13/24 18:24	7440-39-3	
Beryllium	ND	mg/L	0.00050	0.000094	1	11/08/24 12:13	11/13/24 18:24	7440-41-7	
Boron	**0.74**	mg/L	0.040	0.012	1	11/08/24 12:13	11/13/24 18:24	7440-42-8	
Cadmium	**0.00034J**	mg/L	0.00050	0.00010	1	11/08/24 12:13	11/13/24 18:24	7440-43-9	
Chromium	ND	mg/L	0.0050	0.0019	1	11/08/24 12:13	11/13/24 18:24	7440-47-3	
Cobalt	**0.019**	mg/L	0.0050	0.00032	1	11/08/24 12:13	11/13/24 18:24	7440-48-4	
Lead	ND	mg/L	0.0010	0.00016	1	11/08/24 12:13	11/13/24 18:24	7439-92-1	
Lithium	**0.046**	mg/L	0.030	0.0016	1	11/08/24 12:13	11/13/24 18:24	7439-93-2	
Molybdenum	**0.012**	mg/L	0.010	0.00062	1	11/08/24 12:13	11/13/24 18:24	7439-98-7	
Selenium	**0.0020J**	mg/L	0.0050	0.00096	1	11/08/24 12:13	11/13/24 18:24	7782-49-2	
Thallium	**0.00041J**	mg/L	0.0010	0.00038	1	11/08/24 12:13	11/13/24 18:24	7440-28-0	
7470 Mercury	Analytical Method: EPA 7470A Preparation Method: EPA 7470A								
	Pace Analytical Services - Peachtree Corners, GA								
Mercury	ND	mg/L	0.00020	0.00013	1	11/19/24 08:00	11/19/24 13:31	7439-97-6	
2540C Total Dissolved Solids	Analytical Method: SM 2540C-2015								
	Pace Analytical Services - Peachtree Corners, GA								
Total Dissolved Solids	**543**	mg/L	25.0	25.0	1		11/07/24 12:31		
2320B Alkalinity	Analytical Method: SM 2320B-2011								
	Pace Analytical Services - Asheville								
Alkalinity,Bicarbonate (CaCO3)	**140**	mg/L	5.0	5.0	1		11/12/24 14:41		
Alkalinity,Carbonate (CaCO3)	ND	mg/L	5.0	5.0	1		11/12/24 14:41		
Alkalinity, Total as CaCO3	**140**	mg/L	5.0	5.0	1		11/12/24 14:41		
4500S2D Sulfide Water	Analytical Method: SM 4500-S2D-2011								
	Pace Analytical Services - Asheville								
Sulfide	ND	mg/L	0.10	0.022	1		11/09/24 04:20	18496-25-8	
300.0 IC Anions 28 Days	Analytical Method: EPA 300.0 Rev 2.1 1993								
	Pace Analytical Services - Asheville								
Chloride	**16.0**	mg/L	1.0	0.60	1		11/07/24 19:45	16887-00-6	

This report shall not be reproduced, except in full,
without the written consent of Pace Analytical Services, LLC.

Pace Analytical Services, LLC
9800 Kincey Ave. Suite 100
Huntersville, NC 28078
(704)875-9092

ANALYTICAL RESULTS

Project: Hammond AP-1
Pace Project No.: 92762188

Sample: HAM-PT-15 **Lab ID: 92762188009** Collected: 11/04/24 14:01 Received: 11/06/24 14:15 Matrix: Water

Parameters	Results	Units	Report Limit	MDL	DF	Prepared	Analyzed	CAS No.	Qual
300.0 IC Anions 28 Days	Analytical Method: EPA 300.0 Rev 2.1 1993 Pace Analytical Services - Asheville								
Fluoride	**0.28**	mg/L	0.10	0.050	1		11/07/24 19:45	16984-48-8	
Sulfate	**194**	mg/L	4.0	2.0	4		11/08/24 05:12	14808-79-8	

This report shall not be reproduced, except in full,
without the written consent of Pace Analytical Services, LLC.

Pace Analytical Services, LLC
9800 Kincey Ave. Suite 100
Huntersville, NC 28078
(704)875-9092

ANALYTICAL RESULTS

Project: Hammond AP-1
Pace Project No.: 92762188

Sample: HAM-AP1-EB-01 **Lab ID: 92762188010** Collected: 11/05/24 12:36 Received: 11/06/24 14:15 Matrix: Water

Parameters	Results	Units	Report Limit	MDL	DF	Prepared	Analyzed	CAS No.	Qual
6010D ATL ICP	Analytical Method: EPA 6010D Preparation Method: EPA 3010A Pace Analytical Services - Peachtree Corners, GA								
Iron	ND	mg/L	0.040	0.025	1	11/08/24 12:32	11/08/24 20:32	7439-89-6	
Manganese	ND	mg/L	0.040	0.011	1	11/08/24 12:32	11/08/24 20:32	7439-96-5	
Potassium	ND	mg/L	0.50	0.15	1	11/08/24 12:32	11/08/24 20:32	7440-09-7	
Sodium	ND	mg/L	1.0	0.58	1	11/08/24 12:32	11/08/24 20:32	7440-23-5	
Calcium	ND	mg/L	1.0	0.12	1	11/08/24 12:32	11/08/24 20:32	7440-70-2	
Magnesium	**0.019J**	mg/L	0.050	0.012	1	11/08/24 12:32	11/08/24 20:32	7439-95-4	
6020 MET ICPMS	Analytical Method: EPA 6020B Preparation Method: EPA 3005A Pace Analytical Services - Peachtree Corners, GA								
Antimony	ND	mg/L	0.0030	0.00054	1	11/08/24 12:13	11/13/24 18:33	7440-36-0	
Arsenic	**0.0021J**	mg/L	0.0050	0.00084	1	11/08/24 12:13	11/13/24 18:33	7440-38-2	B
Barium	ND	mg/L	0.0050	0.00047	1	11/08/24 12:13	11/13/24 18:33	7440-39-3	
Beryllium	ND	mg/L	0.00050	0.000094	1	11/08/24 12:13	11/13/24 18:33	7440-41-7	
Boron	ND	mg/L	0.040	0.012	1	11/08/24 12:13	11/13/24 18:33	7440-42-8	
Cadmium	ND	mg/L	0.00050	0.00010	1	11/08/24 12:13	11/13/24 18:33	7440-43-9	
Chromium	ND	mg/L	0.0050	0.0019	1	11/08/24 12:13	11/13/24 18:33	7440-47-3	
Cobalt	ND	mg/L	0.0050	0.00032	1	11/08/24 12:13	11/13/24 18:33	7440-48-4	
Lead	ND	mg/L	0.0010	0.00016	1	11/08/24 12:13	11/13/24 18:33	7439-92-1	
Lithium	ND	mg/L	0.030	0.0016	1	11/08/24 12:13	11/13/24 18:33	7439-93-2	
Molybdenum	ND	mg/L	0.010	0.00062	1	11/08/24 12:13	11/13/24 18:33	7439-98-7	
Selenium	ND	mg/L	0.0050	0.00096	1	11/08/24 12:13	11/13/24 18:33	7782-49-2	
Thallium	ND	mg/L	0.0010	0.00038	1	11/08/24 12:13	11/13/24 18:33	7440-28-0	
7470 Mercury	Analytical Method: EPA 7470A Preparation Method: EPA 7470A Pace Analytical Services - Peachtree Corners, GA								
Mercury	ND	mg/L	0.00020	0.00013	1	11/19/24 08:00	11/19/24 13:38	7439-97-6	
2540C Total Dissolved Solids	Analytical Method: SM 2540C-2015 Pace Analytical Services - Peachtree Corners, GA								
Total Dissolved Solids	**57.0**	mg/L	25.0	25.0	1		11/07/24 12:33		
2320B Alkalinity	Analytical Method: SM 2320B-2011 Pace Analytical Services - Asheville								
Alkalinity,Bicarbonate (CaCO3)	ND	mg/L	5.0	5.0	1		11/12/24 18:33		
Alkalinity,Carbonate (CaCO3)	ND	mg/L	5.0	5.0	1		11/12/24 18:33		
Alkalinity, Total as CaCO3	ND	mg/L	5.0	5.0	1		11/12/24 18:33		
4500S2D Sulfide Water	Analytical Method: SM 4500-S2D-2011 Pace Analytical Services - Asheville								
Sulfide	ND	mg/L	0.10	0.022	1		11/09/24 04:23	18496-25-8	
300.0 IC Anions 28 Days	Analytical Method: EPA 300.0 Rev 2.1 1993 Pace Analytical Services - Asheville								
Chloride	ND	mg/L	1.0	0.60	1		11/07/24 20:01	16887-00-6	

This report shall not be reproduced, except in full,
without the written consent of Pace Analytical Services, LLC.

Pace Analytical Services, LLC
9800 Kincey Ave. Suite 100
Huntersville, NC 28078
(704)875-9092

ANALYTICAL RESULTS

Project: Hammond AP-1
Pace Project No.: 92762188

Sample: HAM-AP1-EB-01 **Lab ID: 92762188010** Collected: 11/05/24 12:36 Received: 11/06/24 14:15 Matrix: Water

Parameters	Results	Units	Report Limit	MDL	DF	Prepared	Analyzed	CAS No.	Qual
300.0 IC Anions 28 Days	Analytical Method: EPA 300.0 Rev 2.1 1993 Pace Analytical Services - Asheville								
Fluoride	ND	mg/L	0.10	0.050	1		11/07/24 20:01	16984-48-8	
Sulfate	ND	mg/L	1.0	0.50	1		11/07/24 20:01	14808-79-8	

This report shall not be reproduced, except in full,
without the written consent of Pace Analytical Services, LLC.

Pace Analytical Services, LLC
9800 Kincey Ave. Suite 100
Huntersville, NC 28078
(704)875-9092

ANALYTICAL RESULTS

Project: Hammond AP-1
Pace Project No.: 92762188

Sample: HAM-AP1-FB-01 **Lab ID: 92762188011** Collected: 11/05/24 12:32 Received: 11/06/24 14:15 Matrix: Water

Parameters	Results	Units	Report Limit	MDL	DF	Prepared	Analyzed	CAS No.	Qual
6010D ATL ICP	Analytical Method: EPA 6010D Preparation Method: EPA 3010A								
	Pace Analytical Services - Peachtree Corners, GA								
Iron	ND	mg/L	0.040	0.025	1	11/08/24 12:32	11/08/24 20:37	7439-89-6	
Manganese	ND	mg/L	0.040	0.011	1	11/08/24 12:32	11/08/24 20:37	7439-96-5	
Potassium	ND	mg/L	0.50	0.15	1	11/08/24 12:32	11/08/24 20:37	7440-09-7	
Sodium	**0.74J**	mg/L	1.0	0.58	1	11/08/24 12:32	11/08/24 20:37	7440-23-5	
Calcium	**0.40J**	mg/L	1.0	0.12	1	11/08/24 12:32	11/08/24 20:37	7440-70-2	
Magnesium	**0.10**	mg/L	0.050	0.012	1	11/08/24 12:32	11/08/24 20:37	7439-95-4	
6020 MET ICPMS	Analytical Method: EPA 6020B Preparation Method: EPA 3005A								
	Pace Analytical Services - Peachtree Corners, GA								
Antimony	ND	mg/L	0.0030	0.00054	1	11/08/24 12:13	11/13/24 18:37	7440-36-0	
Arsenic	**0.0017J**	mg/L	0.0050	0.00084	1	11/08/24 12:13	11/13/24 18:37	7440-38-2	B
Barium	**0.0022J**	mg/L	0.0050	0.00047	1	11/08/24 12:13	11/13/24 18:37	7440-39-3	
Beryllium	ND	mg/L	0.00050	0.000094	1	11/08/24 12:13	11/13/24 18:37	7440-41-7	
Boron	ND	mg/L	0.040	0.012	1	11/08/24 12:13	11/13/24 18:37	7440-42-8	
Cadmium	ND	mg/L	0.00050	0.00010	1	11/08/24 12:13	11/13/24 18:37	7440-43-9	
Chromium	ND	mg/L	0.0050	0.0019	1	11/08/24 12:13	11/13/24 18:37	7440-47-3	
Cobalt	ND	mg/L	0.0050	0.00032	1	11/08/24 12:13	11/13/24 18:37	7440-48-4	
Lead	ND	mg/L	0.0010	0.00016	1	11/08/24 12:13	11/13/24 18:37	7439-92-1	
Lithium	ND	mg/L	0.030	0.0016	1	11/08/24 12:13	11/13/24 18:37	7439-93-2	
Molybdenum	ND	mg/L	0.010	0.00062	1	11/08/24 12:13	11/13/24 18:37	7439-98-7	
Selenium	ND	mg/L	0.0050	0.00096	1	11/08/24 12:13	11/13/24 18:37	7782-49-2	
Thallium	ND	mg/L	0.0010	0.00038	1	11/08/24 12:13	11/13/24 18:37	7440-28-0	
7470 Mercury	Analytical Method: EPA 7470A Preparation Method: EPA 7470A								
	Pace Analytical Services - Peachtree Corners, GA								
Mercury	ND	mg/L	0.00020	0.00013	1	11/19/24 08:00	11/19/24 13:41	7439-97-6	
2540C Total Dissolved Solids	Analytical Method: SM 2540C-2015								
	Pace Analytical Services - Peachtree Corners, GA								
Total Dissolved Solids	ND	mg/L	25.0	25.0	1		11/07/24 12:33		
2320B Alkalinity	Analytical Method: SM 2320B-2011								
	Pace Analytical Services - Asheville								
Alkalinity,Bicarbonate (CaCO3)	ND	mg/L	5.0	5.0	1		11/14/24 18:36		
Alkalinity,Carbonate (CaCO3)	ND	mg/L	5.0	5.0	1		11/14/24 18:36		
Alkalinity, Total as CaCO3	ND	mg/L	5.0	5.0	1		11/14/24 18:36		
4500S2D Sulfide Water	Analytical Method: SM 4500-S2D-2011								
	Pace Analytical Services - Asheville								
Sulfide	ND	mg/L	0.10	0.022	1		11/09/24 04:23	18496-25-8	
300.0 IC Anions 28 Days	Analytical Method: EPA 300.0 Rev 2.1 1993								
	Pace Analytical Services - Asheville								
Chloride	ND	mg/L	1.0	0.60	1		11/07/24 20:16	16887-00-6	

This report shall not be reproduced, except in full,
without the written consent of Pace Analytical Services, LLC.

Pace Analytical Services, LLC
9800 Kincey Ave. Suite 100
Huntersville, NC 28078
(704)875-9092

ANALYTICAL RESULTS

Project: Hammond AP-1
Pace Project No.: 92762188

Sample: HAM-AP1-FB-01 **Lab ID: 92762188011** Collected: 11/05/24 12:32 Received: 11/06/24 14:15 Matrix: Water

Parameters	Results	Units	Report Limit	MDL	DF	Prepared	Analyzed	CAS No.	Qual
300.0 IC Anions 28 Days	Analytical Method: EPA 300.0 Rev 2.1 1993 Pace Analytical Services - Asheville								
Fluoride	ND	mg/L	0.10	0.050	1		11/07/24 20:16	16984-48-8	
Sulfate	ND	mg/L	1.0	0.50	1		11/07/24 20:16	14808-79-8	

This report shall not be reproduced, except in full,
without the written consent of Pace Analytical Services, LLC.

Pace Analytical Services, LLC
9800 Kincey Ave. Suite 100
Huntersville, NC 28078
(704)875-9092

ANALYTICAL RESULTS

Project: Hammond AP-1
Pace Project No.: 92762188

Sample: HAM-AP1-FD-01 **Lab ID: 92762188012** Collected: 11/04/24 00:00 Received: 11/06/24 14:15 Matrix: Water

Parameters	Results	Units	Report Limit	MDL	DF	Prepared	Analyzed	CAS No.	Qual
6010D ATL ICP	Analytical Method: EPA 6010D Preparation Method: EPA 3010A								
	Pace Analytical Services - Peachtree Corners, GA								
Iron	**0.66**	mg/L	0.040	0.025	1	11/08/24 12:32	11/08/24 20:42	7439-89-6	
Manganese	**1.5**	mg/L	0.040	0.011	1	11/08/24 12:32	11/08/24 20:42	7439-96-5	
Potassium	**5.6**	mg/L	0.50	0.15	1	11/08/24 12:32	11/08/24 20:42	7440-09-7	
Sodium	**8.2**	mg/L	1.0	0.58	1	11/08/24 12:32	11/08/24 20:42	7440-23-5	
Calcium	**106**	mg/L	1.0	0.12	1	11/08/24 12:32	11/08/24 20:42	7440-70-2	
Magnesium	**14.5**	mg/L	0.050	0.012	1	11/08/24 12:32	11/08/24 20:42	7439-95-4	
6020 MET ICPMS	Analytical Method: EPA 6020B Preparation Method: EPA 3005A								
	Pace Analytical Services - Peachtree Corners, GA								
Antimony	ND	mg/L	0.0030	0.00054	1	11/08/24 12:13	11/13/24 18:41	7440-36-0	
Arsenic	**0.028**	mg/L	0.0050	0.00084	1	11/08/24 12:13	11/13/24 18:41	7440-38-2	
Barium	**0.054**	mg/L	0.0050	0.00047	1	11/08/24 12:13	11/13/24 18:41	7440-39-3	
Beryllium	ND	mg/L	0.00050	0.000094	1	11/08/24 12:13	11/13/24 18:41	7440-41-7	
Boron	**0.70**	mg/L	0.040	0.012	1	11/08/24 12:13	11/13/24 18:41	7440-42-8	
Cadmium	ND	mg/L	0.00050	0.00010	1	11/08/24 12:13	11/13/24 18:41	7440-43-9	
Chromium	ND	mg/L	0.0050	0.0019	1	11/08/24 12:13	11/13/24 18:41	7440-47-3	
Cobalt	**0.033**	mg/L	0.0050	0.00032	1	11/08/24 12:13	11/13/24 18:41	7440-48-4	
Lead	ND	mg/L	0.0010	0.00016	1	11/08/24 12:13	11/13/24 18:41	7439-92-1	
Lithium	**0.025J**	mg/L	0.030	0.0016	1	11/08/24 12:13	11/13/24 18:41	7439-93-2	
Molybdenum	**0.010**	mg/L	0.010	0.00062	1	11/08/24 12:13	11/13/24 18:41	7439-98-7	
Selenium	**0.0014J**	mg/L	0.0050	0.00096	1	11/08/24 12:13	11/13/24 18:41	7782-49-2	
Thallium	ND	mg/L	0.0010	0.00038	1	11/08/24 12:13	11/13/24 18:41	7440-28-0	
7470 Mercury	Analytical Method: EPA 7470A Preparation Method: EPA 7470A								
	Pace Analytical Services - Peachtree Corners, GA								
Mercury	ND	mg/L	0.00020	0.00013	1	11/19/24 08:00	11/19/24 13:43	7439-97-6	
2540C Total Dissolved Solids	Analytical Method: SM 2540C-2015								
	Pace Analytical Services - Peachtree Corners, GA								
Total Dissolved Solids	**497**	mg/L	25.0	25.0	1		11/07/24 12:34		
2320B Alkalinity	Analytical Method: SM 2320B-2011								
	Pace Analytical Services - Asheville								
Alkalinity,Bicarbonate (CaCO3)	**102**	mg/L	5.0	5.0	1		11/14/24 18:40		
Alkalinity,Carbonate (CaCO3)	ND	mg/L	5.0	5.0	1		11/14/24 18:40		
Alkalinity, Total as CaCO3	**102**	mg/L	5.0	5.0	1		11/14/24 18:40		
4500S2D Sulfide Water	Analytical Method: SM 4500-S2D-2011								
	Pace Analytical Services - Asheville								
Sulfide	ND	mg/L	0.10	0.022	1		11/09/24 04:23	18496-25-8	
300.0 IC Anions 28 Days	Analytical Method: EPA 300.0 Rev 2.1 1993								
	Pace Analytical Services - Asheville								
Chloride	**15.8**	mg/L	1.0	0.60	1		11/07/24 21:02	16887-00-6	

This report shall not be reproduced, except in full,
without the written consent of Pace Analytical Services, LLC.

Pace Analytical Services, LLC
9800 Kincey Ave. Suite 100
Huntersville, NC 28078
(704)875-9092

ANALYTICAL RESULTS

Project: Hammond AP-1
Pace Project No.: 92762188

Sample: HAM-AP1-FD-01 **Lab ID: 92762188012** Collected: 11/04/24 00:00 Received: 11/06/24 14:15 Matrix: Water

Parameters	Results	Units	Report Limit	MDL	DF	Prepared	Analyzed	CAS No.	Qual
300.0 IC Anions 28 Days	Analytical Method: EPA 300.0 Rev 2.1 1993 Pace Analytical Services - Asheville								
Fluoride	**0.16**	mg/L	0.10	0.050	1		11/07/24 21:02	16984-48-8	
Sulfate	**190**	mg/L	4.0	2.0	4		11/08/24 05:27	14808-79-8	M1

This report shall not be reproduced, except in full,
without the written consent of Pace Analytical Services, LLC.

Pace Analytical Services, LLC
9800 Kincey Ave. Suite 100
Huntersville, NC 28078
(704)875-9092

QUALITY CONTROL DATA

Project: Hammond AP-1
Pace Project No.: 92762188

QC Batch: 894321
QC Batch Method: EPA 3010A
Analysis Method: EPA 6010D
Analysis Description: 6010D ATL
Laboratory: Pace Analytical Services - Peachtree Corners, GA
Associated Lab Samples: 92762188001, 92762188002, 92762188003, 92762188004, 92762188005, 92762188006, 92762188007, 92762188008, 92762188009, 92762188010, 92762188011, 92762188012

METHOD BLANK: 4604089
Matrix: Water
Associated Lab Samples: 92762188001, 92762188002, 92762188003, 92762188004, 92762188005, 92762188006, 92762188007, 92762188008, 92762188009, 92762188010, 92762188011, 92762188012

Parameter	Units	Blank Result	Reporting Limit	MDL	Analyzed	Qualifiers
Calcium	mg/L	ND	1.0	0.12	11/08/24 19:14	
Iron	mg/L	ND	0.040	0.025	11/08/24 19:14	
Magnesium	mg/L	ND	0.050	0.012	11/08/24 19:14	
Manganese	mg/L	ND	0.040	0.011	11/08/24 19:14	
Potassium	mg/L	ND	0.50	0.15	11/08/24 19:14	
Sodium	mg/L	ND	1.0	0.58	11/08/24 19:14	

LABORATORY CONTROL SAMPLE: 4604090

Parameter	Units	Spike Conc.	LCS Result	LCS % Rec	% Rec Limits	Qualifiers
Calcium	mg/L	1	0.98J	98	80-120	
Iron	mg/L	1	1.0	103	80-120	
Magnesium	mg/L	1	1.0	103	80-120	
Manganese	mg/L	1	0.97	97	80-120	
Potassium	mg/L	1	0.98	98	80-120	
Sodium	mg/L	1	1.0	105	80-120	

MATRIX SPIKE & MATRIX SPIKE DUPLICATE: 4604091 4604092

Parameter	Units	92762188001 Result	MS Spike Conc.	MSD Spike Conc.	MS Result	MSD Result	MS % Rec	MSD % Rec	% Rec Limits	RPD	Max RPD	Qual
Calcium	mg/L	121	1	1	123	122	206	36	75-125	1	20	M1
Iron	mg/L	6.6	1	1	7.8	7.6	120	96	75-125	3	20	
Magnesium	mg/L	17.9	1	1	19.2	18.9	133	101	75-125	2	20	M1
Manganese	mg/L	3.1	1	1	4.1	4.0	92	84	75-125	2	20	
Potassium	mg/L	5.9	1	1	7.0	6.9	113	100	75-125	2	20	
Sodium	mg/L	9.8	1	1	11.1	10.9	132	112	75-125	2	20	M1

Results presented on this page are in the units indicated by the "Units" column except where an alternate unit is presented to the right of the result.

This report shall not be reproduced, except in full,
without the written consent of Pace Analytical Services, LLC.

Pace Analytical Services, LLC
9800 Kincey Ave. Suite 100
Huntersville, NC 28078
(704)875-9092

QUALITY CONTROL DATA

Project: Hammond AP-1
Pace Project No.: 92762188

QC Batch: 894324
QC Batch Method: EPA 3005A
Analysis Method: EPA 6020B
Analysis Description: 6020 MET
Laboratory: Pace Analytical Services - Peachtree Corners, GA
Associated Lab Samples: 92762188001, 92762188002, 92762188003, 92762188004, 92762188005, 92762188006, 92762188007, 92762188008, 92762188009, 92762188010, 92762188011, 92762188012

METHOD BLANK: 4604104
Matrix: Water
Associated Lab Samples: 92762188001, 92762188002, 92762188003, 92762188004, 92762188005, 92762188006, 92762188007, 92762188008, 92762188009, 92762188010, 92762188011, 92762188012

Parameter	Units	Blank Result	Reporting Limit	MDL	Analyzed	Qualifiers
Antimony	mg/L	ND	0.0030	0.00054	11/13/24 17:06	
Arsenic	mg/L	0.0016J	0.0050	0.00084	11/13/24 17:06	
Barium	mg/L	ND	0.0050	0.00047	11/13/24 17:06	
Beryllium	mg/L	ND	0.00050	0.000094	11/13/24 17:06	
Boron	mg/L	ND	0.040	0.012	11/13/24 17:06	
Cadmium	mg/L	ND	0.00050	0.00010	11/13/24 17:06	
Chromium	mg/L	ND	0.0050	0.0019	11/13/24 17:06	
Cobalt	mg/L	ND	0.0050	0.00032	11/13/24 17:06	
Lead	mg/L	ND	0.0010	0.00016	11/13/24 17:06	
Lithium	mg/L	ND	0.030	0.0016	11/13/24 17:06	
Molybdenum	mg/L	ND	0.010	0.00062	11/13/24 17:06	
Selenium	mg/L	ND	0.0050	0.00096	11/13/24 17:06	
Thallium	mg/L	ND	0.0010	0.00038	11/13/24 17:06	

LABORATORY CONTROL SAMPLE: 4604105

Parameter	Units	Spike Conc.	LCS Result	LCS % Rec	% Rec Limits	Qualifiers
Antimony	mg/L	0.1	0.10	100	80-120	
Arsenic	mg/L	0.1	0.099	99	80-120	
Barium	mg/L	0.1	0.097	97	80-120	
Beryllium	mg/L	0.1	0.099	99	80-120	
Boron	mg/L	1	1.0	100	80-120	
Cadmium	mg/L	0.1	0.099	99	80-120	
Chromium	mg/L	0.1	0.097	97	80-120	
Cobalt	mg/L	0.1	0.098	98	80-120	
Lead	mg/L	0.1	0.10	101	80-120	
Lithium	mg/L	0.1	0.10	100	80-120	
Molybdenum	mg/L	0.1	0.10	102	80-120	
Selenium	mg/L	0.1	0.099	99	80-120	
Thallium	mg/L	0.1	0.099	99	80-120	

MATRIX SPIKE & MATRIX SPIKE DUPLICATE: 4604106 4604107

Parameter	Units	92762188002 Result	MS Spike Conc.	MSD Spike Conc.	MS Result	MSD Result	MS % Rec	MSD % Rec	% Rec Limits	RPD	Max RPD	Qual
Antimony	mg/L	ND	0.1	0.1	0.11	0.10	107	103	75-125	3	20	

Results presented on this page are in the units indicated by the "Units" column except where an alternate unit is presented to the right of the result.

REPORT OF LABORATORY ANALYSIS

This report shall not be reproduced, except in full,
without the written consent of Pace Analytical Services, LLC.

Pace Analytical Services, LLC
9800 Kincey Ave. Suite 100
Huntersville, NC 28078
(704)875-9092

QUALITY CONTROL DATA

Project: Hammond AP-1
Pace Project No.: 92762188

MATRIX SPIKE & MATRIX SPIKE DUPLICATE: 4604106 4604107

Parameter	Units	92762188002 Result	MS Spike Conc.	MSD Spike Conc.	MS Result	MSD Result	MS % Rec	MSD % Rec	% Rec Limits	RPD	Max RPD	Qual
Arsenic	mg/L	0.027	0.1	0.1	0.13	0.13	101	98	75-125	2	20	
Barium	mg/L	0.053	0.1	0.1	0.17	0.16	114	109	75-125	3	20	
Beryllium	mg/L	ND	0.1	0.1	0.10	0.10	100	99	75-125	0	20	
Boron	mg/L	0.70	1	1	1.8	1.7	105	103	75-125	1	20	
Cadmium	mg/L	ND	0.1	0.1	0.10	0.099	101	99	75-125	3	20	
Chromium	mg/L	ND	0.1	0.1	0.096	0.094	96	94	75-125	2	20	
Cobalt	mg/L	0.032	0.1	0.1	0.13	0.13	95	95	75-125	0	20	
Lead	mg/L	ND	0.1	0.1	0.096	0.095	96	95	75-125	1	20	
Lithium	mg/L	0.023J	0.1	0.1	0.13	0.12	102	101	75-125	1	20	
Molybdenum	mg/L	0.0097J	0.1	0.1	0.12	0.11	106	102	75-125	3	20	
Selenium	mg/L	0.0014J	0.1	0.1	0.10	0.099	101	98	75-125	3	20	
Thallium	mg/L	ND	0.1	0.1	0.096	0.094	95	94	75-125	2	20	

Results presented on this page are in the units indicated by the "Units" column except where an alternate unit is presented to the right of the result.

This report shall not be reproduced, except in full,
without the written consent of Pace Analytical Services, LLC.

Pace Analytical Services, LLC
9800 Kincey Ave. Suite 100
Huntersville, NC 28078
(704)875-9092

QUALITY CONTROL DATA

Project: Hammond AP-1
Pace Project No.: 92762188

QC Batch: 896849
QC Batch Method: EPA 7470A
Analysis Method: EPA 7470A
Analysis Description: 7470 Mercury
Laboratory: Pace Analytical Services - Peachtree Corners, GA
Associated Lab Samples: 92762188001, 92762188002, 92762188003, 92762188004, 92762188005, 92762188006, 92762188007, 92762188008, 92762188009, 92762188010, 92762188011, 92762188012

METHOD BLANK: 4616941
Matrix: Water
Associated Lab Samples: 92762188001, 92762188002, 92762188003, 92762188004, 92762188005, 92762188006, 92762188007, 92762188008, 92762188009, 92762188010, 92762188011, 92762188012

Parameter	Units	Blank Result	Reporting Limit	MDL	Analyzed	Qualifiers
Mercury	mg/L	ND	0.00020	0.00013	11/19/24 12:51	

LABORATORY CONTROL SAMPLE: 4616942

Parameter	Units	Spike Conc.	LCS Result	LCS % Rec	% Rec Limits	Qualifiers
Mercury	mg/L	0.0025	0.0025	101	80-120	

MATRIX SPIKE & MATRIX SPIKE DUPLICATE: 4616943 4616944

Parameter	Units	92762188002 Result	MS Spike Conc.	MSD Spike Conc.	MS Result	MSD Result	MS % Rec	MSD % Rec	% Rec Limits	RPD	Max RPD	Qual
Mercury	mg/L	ND	0.0025	0.0025	0.0026	0.0025	103	100	75-125	3	20	

Results presented on this page are in the units indicated by the "Units" column except where an alternate unit is presented to the right of the result.

This report shall not be reproduced, except in full,
without the written consent of Pace Analytical Services, LLC.

Pace Analytical Services, LLC
9800 Kincey Ave. Suite 100
Huntersville, NC 28078
(704)875-9092

QUALITY CONTROL DATA

Project: Hammond AP-1
Pace Project No.: 92762188

QC Batch: 894298
QC Batch Method: SM 2540C-2015
Analysis Method: SM 2540C-2015
Analysis Description: 2540C Total Dissolved Solids
Laboratory: Pace Analytical Services - Peachtree Corners, GA
Associated Lab Samples: 92762188001, 92762188002, 92762188003, 92762188004, 92762188005, 92762188007, 92762188008, 92762188009, 92762188010, 92762188011, 92762188012

METHOD BLANK: 4603995
Matrix: Water
Associated Lab Samples: 92762188001, 92762188002, 92762188003, 92762188004, 92762188005, 92762188007, 92762188008, 92762188009, 92762188010, 92762188011, 92762188012

Parameter	Units	Blank Result	Reporting Limit	MDL	Analyzed	Qualifiers
Total Dissolved Solids	mg/L	ND	25.0	25.0	11/07/24 12:28	

LABORATORY CONTROL SAMPLE: 4603996

Parameter	Units	Spike Conc.	LCS Result	LCS % Rec	% Rec Limits	Qualifiers
Total Dissolved Solids	mg/L	400	407	102	80-120	

SAMPLE DUPLICATE: 4603997

Parameter	Units	92762188001 Result	Dup Result	RPD	Max RPD	Qualifiers
Total Dissolved Solids	mg/L	542	568	5	10	

SAMPLE DUPLICATE: 4603998

Parameter	Units	92762188011 Result	Dup Result	RPD	Max RPD	Qualifiers
Total Dissolved Solids	mg/L	ND	ND		10	

Results presented on this page are in the units indicated by the "Units" column except where an alternate unit is presented to the right of the result.

This report shall not be reproduced, except in full,
without the written consent of Pace Analytical Services, LLC.

Pace Analytical Services, LLC
9800 Kincey Ave. Suite 100
Huntersville, NC 28078
(704)875-9092

QUALITY CONTROL DATA

Project: Hammond AP-1
Pace Project No.: 92762188

QC Batch: 895288
QC Batch Method: SM 2540C-2015
Analysis Method: SM 2540C-2015
Analysis Description: 2540C Total Dissolved Solids
Laboratory: Pace Analytical Services - Peachtree Corners, GA
Associated Lab Samples: 92762188006

METHOD BLANK: 4608785
Matrix: Water
Associated Lab Samples: 92762188006

Parameter	Units	Blank Result	Reporting Limit	MDL	Analyzed	Qualifiers
Total Dissolved Solids	mg/L	ND	25.0	25.0	11/12/24 13:42	

LABORATORY CONTROL SAMPLE: 4608786

Parameter	Units	Spike Conc.	LCS Result	LCS % Rec	% Rec Limits	Qualifiers
Total Dissolved Solids	mg/L	400	418	104	80-120	

SAMPLE DUPLICATE: 4608787

Parameter	Units	92762733002 Result	Dup Result	RPD	Max RPD	Qualifiers
Total Dissolved Solids	mg/L	1360	1350	1	10	

SAMPLE DUPLICATE: 4608788

Parameter	Units	92762733009 Result	Dup Result	RPD	Max RPD	Qualifiers
Total Dissolved Solids	mg/L	362	379	5	10	

Results presented on this page are in the units indicated by the "Units" column except where an alternate unit is presented to the right of the result.

This report shall not be reproduced, except in full,
without the written consent of Pace Analytical Services, LLC.

Pace Analytical Services, LLC
9800 Kincey Ave. Suite 100
Huntersville, NC 28078
(704)875-9092

QUALITY CONTROL DATA

Project: Hammond AP-1
Pace Project No.: 92762188

QC Batch: 895260
QC Batch Method: SM 2320B-2011
Analysis Method: SM 2320B-2011
Analysis Description: 2320B Alkalinity
Laboratory: Pace Analytical Services - Asheville
Associated Lab Samples: 92762188001, 92762188002, 92762188007, 92762188008, 92762188009

METHOD BLANK: 4608680 Matrix: Water
Associated Lab Samples: 92762188001, 92762188002, 92762188007, 92762188008, 92762188009

Parameter	Units	Blank Result	Reporting Limit	MDL	Analyzed	Qualifiers
Alkalinity, Total as CaCO3	mg/L	ND	5.0	5.0	11/14/24 14:11	
Alkalinity,Bicarbonate (CaCO3)	mg/L	ND	5.0	5.0	11/14/24 14:11	
Alkalinity,Carbonate (CaCO3)	mg/L	ND	5.0	5.0	11/14/24 14:11	

LABORATORY CONTROL SAMPLE: 4608681

Parameter	Units	Spike Conc.	LCS Result	LCS % Rec	% Rec Limits	Qualifiers
Alkalinity, Total as CaCO3	mg/L	50	49.5	99	80-120	

LABORATORY CONTROL SAMPLE: 4608682

Parameter	Units	Spike Conc.	LCS Result	LCS % Rec	% Rec Limits	Qualifiers
Alkalinity, Total as CaCO3	mg/L	50	50.0	100	80-120	

MATRIX SPIKE & MATRIX SPIKE DUPLICATE: 4608683 4608684

Parameter	Units	92762323004 Result	MS Spike Conc.	MSD Spike Conc.	MS Result	MSD Result	MS % Rec	MSD % Rec	% Rec Limits	RPD	Max RPD	Qual
Alkalinity, Total as CaCO3	mg/L	293	50	50	339	341	91	95	80-120	1	25	

MATRIX SPIKE & MATRIX SPIKE DUPLICATE: 4608685 4608686

Parameter	Units	92762323005 Result	MS Spike Conc.	MSD Spike Conc.	MS Result	MSD Result	MS % Rec	MSD % Rec	% Rec Limits	RPD	Max RPD	Qual
Alkalinity, Total as CaCO3	mg/L	27.7	50	50	73.5	71.9	92	88	80-120	2	25	

Results presented on this page are in the units indicated by the "Units" column except where an alternate unit is presented to the right of the result.

This report shall not be reproduced, except in full,
without the written consent of Pace Analytical Services, LLC.

Pace Analytical Services, LLC
9800 Kincey Ave. Suite 100
Huntersville, NC 28078
(704)875-9092

QUALITY CONTROL DATA

Project: Hammond AP-1
Pace Project No.: 92762188

QC Batch: 895261
QC Batch Method: SM 2320B-2011
Analysis Method: SM 2320B-2011
Analysis Description: 2320B Alkalinity
Laboratory: Pace Analytical Services - Asheville
Associated Lab Samples: 92762188003, 92762188004, 92762188005, 92762188006, 92762188010

METHOD BLANK: 4608687 Matrix: Water
Associated Lab Samples: 92762188003, 92762188004, 92762188005, 92762188006, 92762188010

Parameter	Units	Blank Result	Reporting Limit	MDL	Analyzed	Qualifiers
Alkalinity, Total as CaCO3	mg/L	ND	5.0	5.0	11/12/24 15:34	
Alkalinity,Bicarbonate (CaCO3)	mg/L	ND	5.0	5.0	11/12/24 15:34	
Alkalinity,Carbonate (CaCO3)	mg/L	ND	5.0	5.0	11/12/24 15:34	

LABORATORY CONTROL SAMPLE: 4608688

Parameter	Units	Spike Conc.	LCS Result	LCS % Rec	% Rec Limits	Qualifiers
Alkalinity, Total as CaCO3	mg/L	50	50.3	101	80-120	

LABORATORY CONTROL SAMPLE: 4608689

Parameter	Units	Spike Conc.	LCS Result	LCS % Rec	% Rec Limits	Qualifiers
Alkalinity, Total as CaCO3	mg/L	50	48.9	98	80-120	

MATRIX SPIKE & MATRIX SPIKE DUPLICATE: 4608690 4608691

Parameter	Units	92762023002 Result	MS Spike Conc.	MSD Spike Conc.	MS Result	MSD Result	MS % Rec	MSD % Rec	% Rec Limits	RPD	Max RPD	Qual
Alkalinity, Total as CaCO3	mg/L	8.9	50	50	60.8	60.7	104	103	80-120	0	25	

MATRIX SPIKE & MATRIX SPIKE DUPLICATE: 4608692 4608693

Parameter	Units	92762023003 Result	MS Spike Conc.	MSD Spike Conc.	MS Result	MSD Result	MS % Rec	MSD % Rec	% Rec Limits	RPD	Max RPD	Qual
Alkalinity, Total as CaCO3	mg/L	109	50	50	159	161	102	104	80-120	1	25	

Results presented on this page are in the units indicated by the "Units" column except where an alternate unit is presented to the right of the result.

This report shall not be reproduced, except in full,
without the written consent of Pace Analytical Services, LLC.

Pace Analytical Services, LLC
9800 Kincey Ave. Suite 100
Huntersville, NC 28078
(704)875-9092

QUALITY CONTROL DATA

Project: Hammond AP-1
Pace Project No.: 92762188

QC Batch: 895967
QC Batch Method: SM 2320B-2011
Analysis Method: SM 2320B-2011
Analysis Description: 2320B Alkalinity
Laboratory: Pace Analytical Services - Asheville
Associated Lab Samples: 92762188011, 92762188012

METHOD BLANK: 4611978 Matrix: Water
Associated Lab Samples: 92762188011, 92762188012

Parameter	Units	Blank Result	Reporting Limit	MDL	Analyzed	Qualifiers
Alkalinity, Total as CaCO3	mg/L	ND	5.0	5.0	11/14/24 18:11	
Alkalinity,Bicarbonate (CaCO3)	mg/L	ND	5.0	5.0	11/14/24 18:11	
Alkalinity,Carbonate (CaCO3)	mg/L	ND	5.0	5.0	11/14/24 18:11	

LABORATORY CONTROL SAMPLE: 4611979

Parameter	Units	Spike Conc.	LCS Result	LCS % Rec	% Rec Limits	Qualifiers
Alkalinity, Total as CaCO3	mg/L	50	49.5	99	80-120	

LABORATORY CONTROL SAMPLE: 4611980

Parameter	Units	Spike Conc.	LCS Result	LCS % Rec	% Rec Limits	Qualifiers
Alkalinity, Total as CaCO3	mg/L	50	49.8	100	80-120	

MATRIX SPIKE & MATRIX SPIKE DUPLICATE: 4611981 4611982

Parameter	Units	92762616004 Result	MS Spike Conc.	MSD Spike Conc.	MS Result	MSD Result	MS % Rec	MSD % Rec	% Rec Limits	RPD	Max RPD	Qual
Alkalinity, Total as CaCO3	mg/L	24.3	50	50	74.3	74.0	100	99	80-120	0	25	

MATRIX SPIKE & MATRIX SPIKE DUPLICATE: 4611983 4611984

Parameter	Units	92762616005 Result	MS Spike Conc.	MSD Spike Conc.	MS Result	MSD Result	MS % Rec	MSD % Rec	% Rec Limits	RPD	Max RPD	Qual
Alkalinity, Total as CaCO3	mg/L	24.2	50	50	73.6	74.2	99	100	80-120	1	25	

Results presented on this page are in the units indicated by the "Units" column except where an alternate unit is presented to the right of the result.

This report shall not be reproduced, except in full,
without the written consent of Pace Analytical Services, LLC.

Pace Analytical Services, LLC
9800 Kincey Ave. Suite 100
Huntersville, NC 28078
(704)875-9092

QUALITY CONTROL DATA

Project: Hammond AP-1
Pace Project No.: 92762188

QC Batch: 894848
QC Batch Method: SM 4500-S2D-2011
Analysis Method: SM 4500-S2D-2011
Analysis Description: 4500S2D Sulfide Water
Laboratory: Pace Analytical Services - Asheville
Associated Lab Samples: 92762188001, 92762188002, 92762188003, 92762188004, 92762188005, 92762188006, 92762188007, 92762188008, 92762188009, 92762188010, 92762188011, 92762188012

METHOD BLANK: 4607175
Matrix: Water
Associated Lab Samples: 92762188001, 92762188002, 92762188003, 92762188004, 92762188005, 92762188006, 92762188007, 92762188008, 92762188009, 92762188010, 92762188011, 92762188012

Parameter	Units	Blank Result	Reporting Limit	MDL	Analyzed	Qualifiers
Sulfide	mg/L	ND	0.10	0.022	11/09/24 04:16	

LABORATORY CONTROL SAMPLE: 4607176

Parameter	Units	Spike Conc.	LCS Result	LCS % Rec	% Rec Limits	Qualifiers
Sulfide	mg/L	0.5	0.52	104	80-120	

MATRIX SPIKE & MATRIX SPIKE DUPLICATE: 4607177 4607178

Parameter	Units	92762188001 Result	MS Spike Conc.	MSD Spike Conc.	MS Result	MSD Result	MS % Rec	MSD % Rec	% Rec Limits	RPD	Max RPD	Qual
Sulfide	mg/L	ND	0.5	0.5	0.54	0.57	106	113	80-120	6	10	

MATRIX SPIKE & MATRIX SPIKE DUPLICATE: 4607179 4607180

Parameter	Units	92762188012 Result	MS Spike Conc.	MSD Spike Conc.	MS Result	MSD Result	MS % Rec	MSD % Rec	% Rec Limits	RPD	Max RPD	Qual
Sulfide	mg/L	ND	0.5	0.5	0.51	0.53	101	106	80-120	5	10	

Results presented on this page are in the units indicated by the "Units" column except where an alternate unit is presented to the right of the result.

REPORT OF LABORATORY ANALYSIS

This report shall not be reproduced, except in full,
without the written consent of Pace Analytical Services, LLC.

Pace Analytical Services, LLC
9800 Kincey Ave. Suite 100
Huntersville, NC 28078
(704)875-9092

QUALITY CONTROL DATA

Project: Hammond AP-1
Pace Project No.: 92762188

QC Batch: 894254
QC Batch Method: EPA 300.0 Rev 2.1 1993
Analysis Method: EPA 300.0 Rev 2.1 1993
Analysis Description: 300.0 IC Anions
Laboratory: Pace Analytical Services - Asheville
Associated Lab Samples: 92762188001, 92762188002, 92762188003, 92762188004, 92762188005, 92762188006, 92762188007, 92762188008, 92762188009, 92762188010, 92762188011

METHOD BLANK: 4603880
Matrix: Water
Associated Lab Samples: 92762188001, 92762188002, 92762188003, 92762188004, 92762188005, 92762188006, 92762188007, 92762188008, 92762188009, 92762188010, 92762188011

Parameter	Units	Blank Result	Reporting Limit	MDL	Analyzed	Qualifiers
Chloride	mg/L	ND	1.0	0.60	11/07/24 12:33	
Fluoride	mg/L	ND	0.10	0.050	11/07/24 12:33	
Sulfate	mg/L	ND	1.0	0.50	11/07/24 12:33	

LABORATORY CONTROL SAMPLE: 4603881

Parameter	Units	Spike Conc.	LCS Result	LCS % Rec	% Rec Limits	Qualifiers
Chloride	mg/L	50	49.8	100	90-110	
Fluoride	mg/L	2.5	2.7	107	90-110	
Sulfate	mg/L	50	51.2	102	90-110	

MATRIX SPIKE & MATRIX SPIKE DUPLICATE: 4603882 4603883

Parameter	Units	92762268002 Result	MS Spike Conc.	MSD Spike Conc.	MS Result	MSD Result	MS % Rec	MSD % Rec	% Rec Limits	RPD	Max RPD	Qual
Chloride	mg/L	55.6	50	50	94.6	96.5	78	82	90-110	2	10	M1
Fluoride	mg/L	0.21	2.5	2.5	3.1	3.4	114	127	90-110	11	10	M1,R1
Sulfate	mg/L	125	50	50	173	176	97	102	90-110	2	10	

MATRIX SPIKE & MATRIX SPIKE DUPLICATE: 4603884 4603885

Parameter	Units	92762188002 Result	MS Spike Conc.	MSD Spike Conc.	MS Result	MSD Result	MS % Rec	MSD % Rec	% Rec Limits	RPD	Max RPD	Qual
Chloride	mg/L	15.6	50	50	65.3	65.9	99	101	90-110	1	10	
Fluoride	mg/L	0.15	2.5	2.5	2.4	2.4	90	91	90-110	1	10	
Sulfate	mg/L	187	50	50	232	233	91	92	90-110	0	10	

Results presented on this page are in the units indicated by the "Units" column except where an alternate unit is presented to the right of the result.

REPORT OF LABORATORY ANALYSIS

This report shall not be reproduced, except in full,
without the written consent of Pace Analytical Services, LLC.

Pace Analytical Services, LLC
9800 Kincey Ave. Suite 100
Huntersville, NC 28078
(704)875-9092

QUALITY CONTROL DATA

Project: Hammond AP-1
Pace Project No.: 92762188

QC Batch: 894256
QC Batch Method: EPA 300.0 Rev 2.1 1993
Analysis Method: EPA 300.0 Rev 2.1 1993
Analysis Description: 300.0 IC Anions
Laboratory: Pace Analytical Services - Asheville
Associated Lab Samples: 92762188012

METHOD BLANK: 4603887 Matrix: Water
Associated Lab Samples: 92762188012

Parameter	Units	Blank Result	Reporting Limit	MDL	Analyzed	Qualifiers
Chloride	mg/L	ND	1.0	0.60	11/07/24 20:32	
Fluoride	mg/L	ND	0.10	0.050	11/07/24 20:32	
Sulfate	mg/L	ND	1.0	0.50	11/07/24 20:32	

LABORATORY CONTROL SAMPLE: 4603888

Parameter	Units	Spike Conc.	LCS Result	LCS % Rec	% Rec Limits	Qualifiers
Chloride	mg/L	50	50.7	101	90-110	
Fluoride	mg/L	2.5	2.4	95	90-110	
Sulfate	mg/L	50	51.7	103	90-110	

MATRIX SPIKE & MATRIX SPIKE DUPLICATE: 4603889 4603890

Parameter	Units	92762188012 Result	MS Spike Conc.	MSD Spike Conc.	MS Result	MSD Result	MS % Rec	MSD % Rec	% Rec Limits	RPD	Max RPD	Qual
Chloride	mg/L	15.8	50	50	65.2	65.9	99	100	90-110	1	10	
Fluoride	mg/L	0.16	2.5	2.5	2.4	2.5	90	93	90-110	3	10	
Sulfate	mg/L	190	50	50	231	233	82	86	90-110	1	10	M1

Results presented on this page are in the units indicated by the "Units" column except where an alternate unit is presented to the right of the result.

REPORT OF LABORATORY ANALYSIS

This report shall not be reproduced, except in full,
without the written consent of Pace Analytical Services, LLC.

Pace Analytical Services, LLC
9800 Kincey Ave. Suite 100
Huntersville, NC 28078
(704)875-9092

QUALIFIERS

Project: Hammond AP-1
Pace Project No.: 92762188

DEFINITIONS

DF - Dilution Factor, if reported, represents the factor applied to the reported data due to dilution of the sample aliquot.

ND - Not Detected at or above adjusted reporting limit.

TNTC - Too Numerous To Count

J - Estimated concentration above the adjusted method detection limit and below the adjusted reporting limit.

MDL - Adjusted Method Detection Limit.

PQL - Practical Quantitation Limit.

RL - Reporting Limit - The lowest concentration value that meets project requirements for quantitative data with known precision and bias for a specific analyte in a specific matrix.

S - Surrogate

1,2-Diphenylhydrazine decomposes to and cannot be separated from Azobenzene using Method 8270. The result for each analyte is a combined concentration.

Consistent with EPA guidelines, unrounded data are displayed and have been used to calculate % recovery and RPD values.

LCS(D) - Laboratory Control Sample (Duplicate)

MS(D) - Matrix Spike (Duplicate)

DUP - Sample Duplicate

RPD - Relative Percent Difference

NC - Not Calculable.

SG - Silica Gel - Clean-Up

U - Indicates the compound was analyzed for, but not detected.

Acid preservation may not be appropriate for 2 Chloroethylvinyl ether.

A separate vial preserved to a pH of 4-5 is recommended in SW846 Chapter 4 for the analysis of Acrolein and Acrylonitrile by EPA Method 8260.

N-Nitrosodiphenylamine decomposes and cannot be separated from Diphenylamine using Method 8270. The result reported for each analyte is a combined concentration.

Reported results are not rounded until the final step prior to reporting. Therefore, calculated parameters that are typically reported as "Total" may vary slightly from the sum of the reported component parameters.

Pace Analytical is TNI accredited. Contact your Pace PM for the current list of accredited analytes.

TNI - The NELAC Institute.

ANALYTE QUALIFIERS

B	Analyte was detected in the associated method blank.
M1	Matrix spike recovery exceeded QC limits. Batch accepted based on laboratory control sample (LCS) recovery.
R1	RPD value was outside control limits.

This report shall not be reproduced, except in full,
without the written consent of Pace Analytical Services, LLC.

Pace Analytical Services, LLC
9800 Kincey Ave. Suite 100
Huntersville, NC 28078
(704)875-9092

QUALITY CONTROL DATA CROSS REFERENCE TABLE

Project: Hammond AP-1
Pace Project No.: 92762188

Lab ID	Sample ID	QC Batch Method	QC Batch	Analytical Method	Analytical Batch
92762188001	**HAM-PT-07**	EPA 3010A	894321	EPA 6010D	894759
92762188002	**HAM-PT-08**	EPA 3010A	894321	EPA 6010D	894759
92762188003	**HAM-PT-09**	EPA 3010A	894321	EPA 6010D	894759
92762188004	**HAM-PT-10**	EPA 3010A	894321	EPA 6010D	894759
92762188005	**HAM-PT-11**	EPA 3010A	894321	EPA 6010D	894759
92762188006	**HAM-PT-12**	EPA 3010A	894321	EPA 6010D	894759
92762188007	**HAM-PT-13**	EPA 3010A	894321	EPA 6010D	894759
92762188008	**HAM-PT-14**	EPA 3010A	894321	EPA 6010D	894759
92762188009	**HAM-PT-15**	EPA 3010A	894321	EPA 6010D	894759
92762188010	**HAM-AP1-EB-01**	EPA 3010A	894321	EPA 6010D	894759
92762188011	**HAM-AP1-FB-01**	EPA 3010A	894321	EPA 6010D	894759
92762188012	**HAM-AP1-FD-01**	EPA 3010A	894321	EPA 6010D	894759
92762188001	**HAM-PT-07**	EPA 3005A	894324	EPA 6020B	894778
92762188002	**HAM-PT-08**	EPA 3005A	894324	EPA 6020B	894778
92762188003	**HAM-PT-09**	EPA 3005A	894324	EPA 6020B	894778
92762188004	**HAM-PT-10**	EPA 3005A	894324	EPA 6020B	894778
92762188005	**HAM-PT-11**	EPA 3005A	894324	EPA 6020B	894778
92762188006	**HAM-PT-12**	EPA 3005A	894324	EPA 6020B	894778
92762188007	**HAM-PT-13**	EPA 3005A	894324	EPA 6020B	894778
92762188008	**HAM-PT-14**	EPA 3005A	894324	EPA 6020B	894778
92762188009	**HAM-PT-15**	EPA 3005A	894324	EPA 6020B	894778
92762188010	**HAM-AP1-EB-01**	EPA 3005A	894324	EPA 6020B	894778
92762188011	**HAM-AP1-FB-01**	EPA 3005A	894324	EPA 6020B	894778
92762188012	**HAM-AP1-FD-01**	EPA 3005A	894324	EPA 6020B	894778
92762188001	**HAM-PT-07**	EPA 7470A	896849	EPA 7470A	896905
92762188002	**HAM-PT-08**	EPA 7470A	896849	EPA 7470A	896905
92762188003	**HAM-PT-09**	EPA 7470A	896849	EPA 7470A	896905
92762188004	**HAM-PT-10**	EPA 7470A	896849	EPA 7470A	896905
92762188005	**HAM-PT-11**	EPA 7470A	896849	EPA 7470A	896905
92762188006	**HAM-PT-12**	EPA 7470A	896849	EPA 7470A	896905
92762188007	**HAM-PT-13**	EPA 7470A	896849	EPA 7470A	896905
92762188008	**HAM-PT-14**	EPA 7470A	896849	EPA 7470A	896905
92762188009	**HAM-PT-15**	EPA 7470A	896849	EPA 7470A	896905
92762188010	**HAM-AP1-EB-01**	EPA 7470A	896849	EPA 7470A	896905
92762188011	**HAM-AP1-FB-01**	EPA 7470A	896849	EPA 7470A	896905
92762188012	**HAM-AP1-FD-01**	EPA 7470A	896849	EPA 7470A	896905
92762188001	**HAM-PT-07**	SM 2540C-2015	894298		
92762188002	**HAM-PT-08**	SM 2540C-2015	894298		
92762188003	**HAM-PT-09**	SM 2540C-2015	894298		
92762188004	**HAM-PT-10**	SM 2540C-2015	894298		
92762188005	**HAM-PT-11**	SM 2540C-2015	894298		
92762188006	**HAM-PT-12**	SM 2540C-2015	895288		
92762188007	**HAM-PT-13**	SM 2540C-2015	894298		
92762188008	**HAM-PT-14**	SM 2540C-2015	894298		
92762188009	**HAM-PT-15**	SM 2540C-2015	894298		
92762188010	**HAM-AP1-EB-01**	SM 2540C-2015	894298		

This report shall not be reproduced, except in full,
without the written consent of Pace Analytical Services, LLC.

Pace Analytical Services, LLC
9800 Kincey Ave. Suite 100
Huntersville, NC 28078
(704)875-9092

QUALITY CONTROL DATA CROSS REFERENCE TABLE

Project: Hammond AP-1
Pace Project No.: 92762188

Lab ID	Sample ID	QC Batch Method	QC Batch	Analytical Method	Analytical Batch
92762188011	**HAM-AP1-FB-01**	SM 2540C-2015	894298		
92762188012	**HAM-AP1-FD-01**	SM 2540C-2015	894298		
92762188001	**HAM-PT-07**	SM 2320B-2011	895260		
92762188002	**HAM-PT-08**	SM 2320B-2011	895260		
92762188003	**HAM-PT-09**	SM 2320B-2011	895261		
92762188004	**HAM-PT-10**	SM 2320B-2011	895261		
92762188005	**HAM-PT-11**	SM 2320B-2011	895261		
92762188006	**HAM-PT-12**	SM 2320B-2011	895261		
92762188007	**HAM-PT-13**	SM 2320B-2011	895260		
92762188008	**HAM-PT-14**	SM 2320B-2011	895260		
92762188009	**HAM-PT-15**	SM 2320B-2011	895260		
92762188010	**HAM-AP1-EB-01**	SM 2320B-2011	895261		
92762188011	**HAM-AP1-FB-01**	SM 2320B-2011	895967		
92762188012	**HAM-AP1-FD-01**	SM 2320B-2011	895967		
92762188001	**HAM-PT-07**	SM 4500-S2D-2011	894848		
92762188002	**HAM-PT-08**	SM 4500-S2D-2011	894848		
92762188003	**HAM-PT-09**	SM 4500-S2D-2011	894848		
92762188004	**HAM-PT-10**	SM 4500-S2D-2011	894848		
92762188005	**HAM-PT-11**	SM 4500-S2D-2011	894848		
92762188006	**HAM-PT-12**	SM 4500-S2D-2011	894848		
92762188007	**HAM-PT-13**	SM 4500-S2D-2011	894848		
92762188008	**HAM-PT-14**	SM 4500-S2D-2011	894848		
92762188009	**HAM-PT-15**	SM 4500-S2D-2011	894848		
92762188010	**HAM-AP1-EB-01**	SM 4500-S2D-2011	894848		
92762188011	**HAM-AP1-FB-01**	SM 4500-S2D-2011	894848		
92762188012	**HAM-AP1-FD-01**	SM 4500-S2D-2011	894848		
92762188001	**HAM-PT-07**	EPA 300.0 Rev 2.1 1993	894254		
92762188002	**HAM-PT-08**	EPA 300.0 Rev 2.1 1993	894254		
92762188003	**HAM-PT-09**	EPA 300.0 Rev 2.1 1993	894254		
92762188004	**HAM-PT-10**	EPA 300.0 Rev 2.1 1993	894254		
92762188005	**HAM-PT-11**	EPA 300.0 Rev 2.1 1993	894254		
92762188006	**HAM-PT-12**	EPA 300.0 Rev 2.1 1993	894254		
92762188007	**HAM-PT-13**	EPA 300.0 Rev 2.1 1993	894254		
92762188008	**HAM-PT-14**	EPA 300.0 Rev 2.1 1993	894254		
92762188009	**HAM-PT-15**	EPA 300.0 Rev 2.1 1993	894254		
92762188010	**HAM-AP1-EB-01**	EPA 300.0 Rev 2.1 1993	894254		
92762188011	**HAM-AP1-FB-01**	EPA 300.0 Rev 2.1 1993	894254		
92762188012	**HAM-AP1-FD-01**	EPA 300.0 Rev 2.1 1993	894256		

This report shall not be reproduced, except in full,
without the written consent of Pace Analytical Services, LLC.

Pace Analytical

CHAIN-OF-CUSTODY / Analytical Request Doc

The Chain-of-Custody is a LEGAL DOCUMENT. All relevant fields must be completed ac

WO# : 92762188

92762188

Section A Required Client Information		Section B Required Project Information		Section C Invoice Information	
Company:	GA Power	Report To:	SCS Contacts	Attention:	Southern Co
Address:	Atlanta, GA	Copy To:	Geosyntec Contacts	Company Name:	
				Address:	
Email To:	SCS Contacts	Purchase Order No.:	GPC82474-0001	Pace Quote Reference:	
Phone:	Fax:	Project Name:	Hammond AP-1	Pace Project Manager:	Bonnie Vang
Requested Due Date/TAT:	10 Day	Project Number:		Pace Profile #:	16483

REGULATORY AGENCY

☐ NPDES ☐ GROUND WATER ☐ DRINKING WATER

☐ UST ☐ RCRA ☑ OTHER CCR

Site Location STATE: GA

Section D Required Client Information

SAMPLE ID (A-Z, 0-9 / ,-) Sample IDs MUST BE UNIQUE

Valid Matrix Codes: MATRIX / CODE — DRINKING WATER DW; WATER WT; WASTE WATER WW; PRODUCT P; SOIL/SOLID SL; OIL OL; WIPE WP; AIR AR; OTHER OT; TISSUE TS

ITEM #	SAMPLE ID	MATRIX CODE (see valid codes to left)	SAMPLE TYPE (G=GRAB C=COMP)	COLLECTED DATE	COLLECTED TIME	COLLECTED DATE	COLLECTED TIME	SAMPLE TEMP AT COLLECTION	# OF CONTAINERS	Unpreserved	H_2SO_4	HNO_3	HCl	NaOH	$Na_2S_2O_3$	Methanol	Other	Analysis Test Y/N	Chloride, Fluoride, Sulfate	Full App III and IV metals	Major Ions (Profile 10839-2)	TDS	Residual Chlorine (Y/N)	Pace Project No./ Lab I.D.
1	HAM-PT-07	WG	G	11/4/2024	1234			20	5	3		1					1		X	X	X	X	N	
2	HAM-PT-08	WG	G	11/4/2024	1214			19	5	3		1					1		X	X	X	X	N	
3	HAM-PT-09	WG	G	11/5/2024	1154			20	5	3		1					1		X	X	X	X	N	
4	HAM-PT-10	WG	G	11/5/2024	0929			20	5	3		1					1		X	X	X	X	N	
5	HAM-PT-11	WG	G	11/5/2024	0925			20	5	3		1					1		X	X	X	X	N	
6	HAM-PT-12	WG	G	11/5/2024	1144			20	5	3		1					1		X	X	X	X	N	
7	HAM-PT-13	WG	G	11/4/2024	1105			20	5	3		1					1		X	X	X	X	N	
8	HAM-PT-14	WG	G	11/4/2024	1450			19	5	3		1					1		X	X	X	X	N	
9	HAM-PT-15	WG	G	11/4/2024	1401			20	5	3		1					1		X	X	X	X	N	
10	HAM-AP1-EB-01	WQ	G	11/5/2024	1236			20	5	3		1					1		X	X	X	X	N	
11	HAM-AP1-FB-01 C.H.	WQ	G	11/5/2024	1232			20	5	3		1					1		X	X	X	X	N	
12	HAM-AP1-FD-01 * 11/4/2024	WG	G	11/5/2024	0000			20	5	3		1					1		X	X	X	X	N	

ADDITIONAL COMMENTS	RELINQUISHED BY / AFFILIATION	DATE	TIME	ACCEPTED BY / AFFILIATION	DATE	TIME	SAMPLE CONDITIONS
Task Code: HAM-CCR-CA-20241104	Zain Webb / Geosyntec	11/6/24	1330	Ryan Williams / Pace	11/6/24	1330	
* Sample date for HAM-AP1-FD-01	Ryan Williams / Pace	11/6/24	1415	Charles Hug	11/6/24	1415	
revised by C.Hug on 1/22/2025							

SAMPLER NAME AND SIGNATURE			Temp in °C	Received on Ice (Y/N)	Custody Sealed Cooler (Y/N)	Samples Intact (Y/N)
PRINT Name of SAMPLER:	Tristan Halterman, Zain Webb / Geosyntec Consultants, Inc.					
SIGNATURE of SAMPLER:	Tristan Halterman / Zain Webb	DATE Signed (MM/DD/YY): 11/6/24				

*Important Note: By signing this form you are accepting Pace's NET 30 day payment terms and agreeing to late charges of 1.5% per month for any invoices not paid within 30 days.

F-ALL-Q-020rev.07, 15-Feb-2007

Pace Analytical
www.pacelabs.com

CHAIN-OF-CUSTODY / Analytical Request Doc

The Chain-of-Custody is a LEGAL DOCUMENT. All relevant fields must be completed ac

WO# : 92762188

92762188

Section A
Required Client Information:

Company:	GA Power
Address:	Atlanta, GA
Email To:	SCS Contacts
Phone:	Fax:
Requested Due Date/TAT:	10 Day

Section B
Required Project Information:

Report To:	SCS Contacts
Copy To:	Geosyntec Contacts
Purchase Order No.:	GPC82474-0001
Project Name:	Hammond AP-1
Project Number:	

Section C
Invoice Information:

Attention:	Southern Co.
Company Name:	
Address:	
Pace Quote Reference:	
Pace Project Manager:	Bonnie Vang
Pace Profile #:	16483

REGULATORY AGENCY

☐ NPDES ☐ GROUND WATER ☐ DRINKING WATER
☐ UST ☐ RCRA ☑ OTHER CCR

Site Location
STATE: GA

Section D
Required Client Information

SAMPLE ID
(A-Z, 0-9 / ,-)
Sample IDs MUST BE UNIQUE

Valid Matrix Codes

MATRIX	CODE
DRINKING WATER	DW
WATER	WT
WASTE WATER	WW
PRODUCT	P
SOIL/SOLID	SL
OIL	OL
WIPE	WP
AIR	AR
OTHER	OT
TISSUE	TS

Requested Analysis Filtered (Y/N)

ITEM #	SAMPLE ID	MATRIX CODE (see valid codes to left)	SAMPLE TYPE (G=GRAB C=COMP)	COLLECTED COMPOSITE DATE	COLLECTED COMPOSITE TIME	COLLECTED COMPOSITE DATE	COLLECTED COMPOSITE TIME	SAMPLE TEMP AT COLLECTION	# OF CONTAINERS	Preservatives: Unpreserved	H_2SO_4	HNO_3	HCl	NaOH	$Na_2S_2O_3$	Methanol	Other	Analysis Tbst Y/N	Chloride, Fluoride, Sulfate	Full App. III and IV metals	Major Ions (Profile 10839-2)	TDS	Residual Chlorine (Y/N)	Pace Project No./ Lab I.D.
1	HAM-PT-07	WG	G	11/4/2024	1234			20	5	3		1					1		X	X	X	X	N	
2	HAM-PT-08	WG	G	11/4/2024	1214			19	5	3		1					1		X	X	X	X	N	
3	HAM-PT-09	WG	G	11/5/2024	1154			20	5	3		1					1		X	X	X	X	N	
4	HAM-PT-10	WG	G	11/5/2024	0929			20	5	3		1					1		X	X	X	X	N	
5	HAM-PT-11	WG	G	11/5/2024	0925			20	5	3		1					1		X	X	X	X	N	
6	HAM-PT-12	WG	G	11/5/2024	1144			20	5	3		1					1		X	X	X	X	N	
7	HAM-PT-13	WG	G	11/4/2024	1105			20	5	3		1					1		X	X	X	X	N	
8	HAM-PT-14	WG	G	11/4/2024	1450			19	5	3		1					1		X	X	X	X	N	
9	HAM-PT-15	WG	G	11/4/2024	1401			20	5	3		1					1		X	X	X	X	N	
10	HAM-AP1-EB-01	WQ	G	11/5/2024	1236			20	5	3		1					1		X	X	X	X	N	
11	HAM-AP1-FB-01	WQ	G	11/5/2024	1232			20	5	3		1					1		X	X	X	X	N	
12	HAM-AP1-FD-01	WG	G	11/5/2024	0000			20	5	3		1					1		X	X	X	X	N	

ADDITIONAL COMMENTS	RELINQUISHED BY / AFFILIATION	DATE	TIME	ACCEPTED BY / AFFILIATION	DATE	TIME	SAMPLE CONDITIONS
Task Code: HAM-CCR-CA-20241104	Zain Webb / Geosyntec	11/6/24	1330	Ryan Williams / Pace	11/6/24	1330	
	Ryan Williams / Pace	11/6/24	1415	[illegible]	11/6/24	1415	

SAMPLER NAME AND SIGNATURE

PRINT Name of SAMPLER: Tristan Halterman, Zain Webb / Geosyntec Consultants, Inc.

SIGNATURE of SAMPLER: [signature] Zain Webb — DATE Signed (MM/DD/YY): 11/6/24

Temp in °C	Received on Ice (Y/N)	Custody Sealed Cooler (Y/N)	Samples Intact (Y/N)

*Important Note: By signing this form you are accepting Pace's NET 30 day payment terms and agreeing to late charges of 1.5% per month for any invoices not paid within 30 days.

F-ALL-Q-020rev.07, 15-Feb-2007

DC#_Title: ENV-FRM-HUN1-0083 v05_Sample Condition Upon Receipt

Effective Date: 05/24/2024

Laboratory receiving samples:
Asheville ☐ Eden ☐ Greenwood ☐ Huntersville ☐ Raleigh ☐ Mechanicsville ☐ Atlanta ☑ Kernersville ☐

Sample Condition Upon Receipt

Client Name: Georgia Power

Project #:

WO#: 92762188
PM: BV Due Date: 11/21/24
CLIENT: 92- GP-HAM

Courier: ☐ Commercial ☐ Fed Ex ☐ UPS ☐ USPS ☐ Client ☑ Pace ☐ Other:____

Custody Seal Present? ☐ Yes ☑ No Seals Intact? ☐ Yes ☐ No ☑ N/A

Date/Initials Person Examining Contents: 11/8/24 CAH

Packing Material: ☐ Bubble Wrap ☐ Bubble Bags ☑ None ☐ Other

Biological Tissue Frozen? ☐ Yes ☐ No ☑ N/A

Thermometer: ☑ IR Gun ID: 083 Type of Ice: ☑ Wet ☐ Blue ☐ None

Cooler Temp: 3.9 Correction Factor: Add/Subtract (°C) 0.0

Temp should be above freezing to 6°C
☐ Samples out of temp criteria. Samples on ice, cooling process has begun

Cooler Temp Corrected (°C): 3.9

USDA Regulated Soil (☐ N/A, water sample)
Did samples originate in a quarantine zone within the United States: CA, NY, or SC (check maps)? ☐ Yes ☐ No

Did samples originate from a foreign source (internationally, including Hawaii and Puerto Rico)? ☐ Yes ☐ No

				Comments/Discrepancy:
Chain of Custody Present?	☑ Yes	☐ No	☐ N/A	1.
Samples Arrived within Hold Time?	☑ Yes	☐ No	☐ N/A	2.
Short Hold Time Analysis (<72 hr.)?	☐ Yes	☑ No	☐ N/A	3.
Rush Turn Around Time Requested?	☐ Yes	☑ No	☐ N/A	4.
Sufficient Volume?	☑ Yes	☐ No	☐ N/A	5.
Correct Containers Used?	☑ Yes	☐ No	☐ N/A	6.
-Pace Containers Used?	☑ Yes	☐ No	☐ N/A	
Containers Intact?	☑ Yes	☐ No	☐ N/A	7.
Dissolved analysis: Samples Field Filtered?	☐ Yes	☐ No	☑ N/A	8.
Sample Labels Match COC? -Includes Date/Time/ID/Analysis Matrix: W	☑ Yes	☐ No	☐ N/A	9.
Headspace in VOA Vials (>5-6mm)?	☐ Yes	☐ No	☑ N/A	10.
Trip Blank Present?	☐ Yes	☐ No	☑ N/A	11.
Trip Blank Custody Seals Present?	☐ Yes	☐ No	☑ N/A	

Field Data Required? ☐ Yes ☐ No

COMMENTS/SAMPLE DISCREPANCY

Lot ID of split containers:

CLIENT NOTIFICATION/RESOLUTION

Person contacted: Date/Time:

Project Manager SCURF Review: Date:

Project Manager SRF Review: Date:

Pace

DC#_Title: ENV-FRM-HUN1-0083 v05_Sample Condition Upon Receipt

Effective Date: 05/24/2024

WO#: 92762188

PM: BV **Due Date: 11/21/24**

CLIENT: 92- GP-HAM

*Check mark top half of box if pH and/or dechlorination is verified and within the acceptance range for preservation samples.

Exceptions: VOA, Coliform, TOC, Oil and Grease, DRO/8015 (water) DOC, LLHg

**Bottom half of box is to list number of bottles

***Check all unpreserved Nitrates for chlorine

Project #

Laboratory Receiving Location: Asheville ☐ Eden ☐ Greenwood ☐ Huntersville ☐ Raleigh ☐ Mechanicsville ☐ Atlanta ☐ Kernersville ☐

Client_____ Profile/EZ (Circle one)_____ Notes_____

Item#	BP4U-125 mL Plastic Unpreserved (N/A) (Cl-)	BP3U-250 mL Plastic Unpreserved (N/A)	BP2U-500 mL Plastic Unpreserved (N/A)	BP1U-1 liter Plastic Unpreserved (N/A)		BP4S-125 mL Plastic H2SO4 (pH < 2) (Cl-)	BP3N-250 mL plastic HNO3 (pH < 2)	BP4Z-125 mL Plastic ZN Acetate & NaOH (>9)	BP4B-125 mL Plastic NaOH (pH > 12) (Cl-)	WGFU-Wide-mouthed Glass jar Unpreserved	AG1U-1 liter Amber Unpreserved (N/A) (Cl-)	AG1H-1 liter Amber HCl (pH < 2)	AG3U-250 mL Amber Unpreserved (N/A) (Cl-)	AG1S-1 liter Amber H2SO4 (pH < 2)	AG3S-250 mL Amber H2SO4 (pH < 2)	DG94-40 mL Amber NH4Cl (N/A)(Cl-)	DG9H-40 mL VOA HCl (N/A)	VG9T-40 mL VOA Na2S2O3 (N/A)	VG9U-40 mL VOA Unpreserved (N/A)	DG9V-40 mL VOA H3PO4 (N/A)	KP7U-50 mL Plastic Unpreserved (N/A)	V/GK (3 vials per kit)-VPH/Gas kit (N/A)	SP5T-125 mL Sterile Plastic (N/A – lab)	SP2T-250 mL Sterile Plastic (N/A – lab)		BP3R-250 mL Plastic (NH2)2SO4 (9.3-9.7)	AG0U-100 mL Amber Unpreserved (N/A) (Cl-)	VSGU-20 mL Scintillation vials (N/A)	DG9U-40 mL Amber Unpreserved vials (N/A)
CC																													
1		2	1				✓ 1	✓ 1																					
2		2	1				✓ 1	✓ 1																					
3		2	1				✓ 1	✓ 1																					
4		2	1				✓ 1	✓ 1																					
5		2	1				✓ 1	✓ 1																					
6		2	1				✓ 1	✓ 1																					
7		2	1				✓ 1	✓ 1																					
8		2	1				✓ 1	✓ 1																					
9		2	1				✓ 1	✓ 1																					
10		2	1				✓ 1	✓ 1																					
11		2	1				✓ 1	✓ 1																					
12		2	1				✓ 1	✓ 1																					

pH Adjustment Log for Preserved Samples

Sample ID	Type of Preservative	pH upon receipt	Date preservation adjusted	Time preservation adjusted	Amount of Preservative added	Lot #

Note: Whenever there is a discrepancy affecting North Carolina compliance samples, a copy of this form will be sent to the North Carolina DENR Certification Office (i.e. Out of hold, incorrect preservative, out of temp, incorrect containers.

Pace Analytical Services, LLC
9800 Kincey Ave. Suite 100
Huntersville, NC 28078
(704)875-9092

December 18, 2024

Kristen Jurinko
Southern Company
241 Ralph McGill Blvd NE
Bin 10160
Atlanta, GA 30308

RE: Project: Hammond AP-1
Pace Project No.: 92767477

Dear Kristen Jurinko:

Enclosed are the analytical results for sample(s) received by the laboratory on December 05, 2024. The results relate only to the samples included in this report. Results reported herein conform to the applicable TNI/NELAC Standards and the laboratory's Quality Manual, where applicable, unless otherwise noted in the body of the report.

The test results provided in this final report were generated by each of the following laboratories within the Pace Network:

- Pace Analytical Services - Asheville
- Pace Analytical Services - Peachtree Corners, GA

If you have any questions concerning this report, please feel free to contact me.

Sincerely,

Bonnie Vang

Bonnie Vang
bonnie.vang@pacelabs.com
704-977-0968
Project Manager

Enclosures

cc: Kip Gray, Geosyntec
Christine Hug, Geosyntec Consultants, Inc.
Thomas Kessler, Geosyntec Consultants
Whitney Law, Geosyntec Consultants
Laura Midkiff, Southern Company
Caroline Nelson, Geosyntec Consultants, Inc
Jamie Newsome, Geosyntec Consultants
Zain Webb, Geosyntec Consultants

This report shall not be reproduced, except in full,
without the written consent of Pace Analytical Services, LLC.

Pace Analytical Services, LLC
9800 Kincey Ave. Suite 100
Huntersville, NC 28078
(704)875-9092

CERTIFICATIONS

Project:	Hammond AP-1
Pace Project No.:	92767477

Pace Analytical Services Asheville

2225 Riverside Drive, Asheville, NC 28804
Florida/NELAP Certification #: E87648
North Carolina Drinking Water Certification #: 37712
North Carolina Wastewater Certification #: 40
South Carolina Laboratory ID: 99030
South Carolina Certification #: 99030001
Virginia/VELAP Certification #: 460222

Pace Analytical Services Peachtree Corners

110 Technology Pkwy, Peachtree Corners, GA 30092
Florida DOH Certification #: E87315
Georgia DW Inorganics Certification #: 812
North Carolina Certification #: 381
South Carolina Certification #: 98011001
Virginia Certification #: 460204

This report shall not be reproduced, except in full,
without the written consent of Pace Analytical Services, LLC.

Pace Analytical Services, LLC
9800 Kincey Ave. Suite 100
Huntersville, NC 28078
(704)875-9092

SAMPLE SUMMARY

Project: Hammond AP-1
Pace Project No.: 92767477

Lab ID	Sample ID	Matrix	Date Collected	Date Received
92767477001	**HAM-PT-07**	Water	12/02/24 15:01	12/05/24 11:35
92767477002	**HAM-PT-08**	Water	12/02/24 12:18	12/05/24 11:35
92767477003	**HAM-PT-09**	Water	12/03/24 13:20	12/05/24 11:35
92767477004	**HAM-PT-10**	Water	12/03/24 11:57	12/05/24 11:35
92767477005	**HAM-PT-11**	Water	12/03/24 14:37	12/05/24 11:35
92767477006	**HAM-PT-12**	Water	12/03/24 13:57	12/05/24 11:35
92767477007	**HAM-PT-13**	Water	12/02/24 13:17	12/05/24 11:35
92767477008	**HAM-PT-14**	Water	12/02/24 14:35	12/05/24 11:35
92767477009	**HAM-PT-15**	Water	12/02/24 16:25	12/05/24 11:35
92767477010	**HAM-AP1-EB-01**	Water	12/03/24 15:50	12/05/24 11:35
92767477011	**HAM-AP1-FB-01**	Water	12/03/24 15:45	12/05/24 11:35
92767477012	**HAM-AP1-FD-01**	Water	12/03/24 00:00	12/05/24 11:35

This report shall not be reproduced, except in full,
without the written consent of Pace Analytical Services, LLC.

Pace Analytical Services, LLC
9800 Kincey Ave. Suite 100
Huntersville, NC 28078
(704)875-9092

SAMPLE ANALYTE COUNT

Project: Hammond AP-1
Pace Project No.: 92767477

Lab ID	Sample ID	Method	Analysts	Analytes Reported
92767477001	**HAM-PT-07**	EPA 6010D	MJS2	6
		EPA 6020B	CW1, MT1	13
		EPA 7470A	VB	1
		SM 2540C-2015	DL1	1
		SM 2320B-2011	YEG	3
		SM 4500-S2D-2011	JP1	1
		EPA 300.0 Rev 2.1 1993	CDC	3
92767477002	**HAM-PT-08**	EPA 6010D	MJS2	6
		EPA 6020B	CW1, MT1	13
		EPA 7470A	VB	1
		SM 2540C-2015	DL1	1
		SM 2320B-2011	YEG	3
		SM 4500-S2D-2011	JP1	1
		EPA 300.0 Rev 2.1 1993	CDC	3
92767477003	**HAM-PT-09**	EPA 6010D	MJS2	6
		EPA 6020B	CW1, MT1	13
		EPA 7470A	VB	1
		SM 2540C-2015	DL1	1
		SM 2320B-2011	YEG	3
		SM 4500-S2D-2011	JP1	1
		EPA 300.0 Rev 2.1 1993	CDC	3
92767477004	**HAM-PT-10**	EPA 6010D	MJS2	6
		EPA 6020B	CW1, MT1	13
		EPA 7470A	VB	1
		SM 2540C-2015	DL1	1
		SM 2320B-2011	YEG	3
		SM 4500-S2D-2011	JP1	1
		EPA 300.0 Rev 2.1 1993	CDC	3
92767477005	**HAM-PT-11**	EPA 6010D	MJS2	6
		EPA 6020B	CW1, MT1	13
		EPA 7470A	VB	1
		SM 2540C-2015	DL1	1
		SM 2320B-2011	YEG	3
		SM 4500-S2D-2011	JP1	1
		EPA 300.0 Rev 2.1 1993	CDC	3
92767477006	**HAM-PT-12**	EPA 6010D	MJS2	6
		EPA 6020B	CW1, MT1	13

This report shall not be reproduced, except in full,
without the written consent of Pace Analytical Services, LLC.

Pace Analytical Services, LLC
9800 Kincey Ave. Suite 100
Huntersville, NC 28078
(704)875-9092

SAMPLE ANALYTE COUNT

Project: Hammond AP-1
Pace Project No.: 92767477

Lab ID	Sample ID	Method	Analysts	Analytes Reported
		EPA 7470A	VB	1
		SM 2540C-2015	DL1	1
		SM 2320B-2011	YEG	3
		SM 4500-S2D-2011	JP1	1
		EPA 300.0 Rev 2.1 1993	CDC	3
92767477007	**HAM-PT-13**	EPA 6010D	MJS2	6
		EPA 6020B	CW1, MT1	13
		EPA 7470A	VB	1
		SM 2540C-2015	DL1	1
		SM 2320B-2011	YEG	3
		SM 4500-S2D-2011	JP1	1
		EPA 300.0 Rev 2.1 1993	CDC	3
92767477008	**HAM-PT-14**	EPA 6010D	MJS2	6
		EPA 6020B	CW1, MT1	13
		EPA 7470A	VB	1
		SM 2540C-2015	DL1	1
		SM 2320B-2011	YEG	3
		SM 4500-S2D-2011	JP1	1
		EPA 300.0 Rev 2.1 1993	JCM	3
92767477009	**HAM-PT-15**	EPA 6010D	MJS2	6
		EPA 6020B	CW1, MT1	13
		EPA 7470A	VB	1
		SM 2540C-2015	DL1	1
		SM 2320B-2011	YEG	3
		SM 4500-S2D-2011	JP1	1
		EPA 300.0 Rev 2.1 1993	JCM	3
92767477010	**HAM-AP1-EB-01**	EPA 6010D	MJS2	6
		EPA 6020B	CW1, MT1	13
		EPA 7470A	VB	1
		SM 2540C-2015	DL1	1
		SM 2320B-2011	YEG	3
		SM 4500-S2D-2011	JP1	1
		EPA 300.0 Rev 2.1 1993	JCM	3
92767477011	**HAM-AP1-FB-01**	EPA 6010D	MJS2	6
		EPA 6020B	CW1	13
		EPA 7470A	VB	1
		SM 2540C-2015	DL1	1

This report shall not be reproduced, except in full,
without the written consent of Pace Analytical Services, LLC.

Pace Analytical Services, LLC
9800 Kincey Ave. Suite 100
Huntersville, NC 28078
(704)875-9092

SAMPLE ANALYTE COUNT

Project: Hammond AP-1
Pace Project No.: 92767477

Lab ID	Sample ID	Method	Analysts	Analytes Reported
		SM 2320B-2011	YEG	3
		SM 4500-S2D-2011	JP1	1
		EPA 300.0 Rev 2.1 1993	JCM	3
92767477012	**HAM-AP1-FD-01**	EPA 6010D	MJS2	6
		EPA 6020B	CW1, MT1	13
		EPA 7470A	VB	1
		SM 2540C-2015	DL1	1
		SM 2320B-2011	YEG	3
		SM 4500-S2D-2011	JP1	1
		EPA 300.0 Rev 2.1 1993	JCM	3

PASI-A = Pace Analytical Services - Asheville
PASI-GA = Pace Analytical Services - Peachtree Corners, GA

This report shall not be reproduced, except in full,
without the written consent of Pace Analytical Services, LLC.

Pace Analytical Services, LLC
9800 Kincey Ave. Suite 100
Huntersville, NC 28078
(704)875-9092

SUMMARY OF DETECTION

Project: Hammond AP-1
Pace Project No.: 92767477

Lab Sample ID Method	Client Sample ID Parameters	Result	Units	Report Limit	Analyzed	Qualifiers
92767477001	**HAM-PT-07**					
EPA 6010D	Iron	7.7	mg/L	0.040	12/06/24 03:47	
EPA 6010D	Manganese	3.4	mg/L	0.040	12/06/24 03:47	
EPA 6010D	Potassium	6.0	mg/L	0.50	12/06/24 03:47	
EPA 6010D	Sodium	8.5	mg/L	1.0	12/06/24 03:47	
EPA 6010D	Calcium	129	mg/L	1.0	12/06/24 03:47	M1
EPA 6010D	Magnesium	17.7	mg/L	0.050	12/06/24 03:47	
EPA 6020B	Arsenic	0.15	mg/L	0.0050	12/09/24 20:19	
EPA 6020B	Barium	0.047	mg/L	0.0050	12/09/24 20:19	
EPA 6020B	Beryllium	0.000071J	mg/L	0.00050	12/09/24 20:19	
EPA 6020B	Boron	0.72	mg/L	0.050	12/10/24 16:43	
EPA 6020B	Cadmium	0.00012J	mg/L	0.00050	12/09/24 20:19	
EPA 6020B	Chromium	0.00032J	mg/L	0.0050	12/09/24 20:19	
EPA 6020B	Cobalt	0.048	mg/L	0.0050	12/09/24 20:19	
EPA 6020B	Lithium	0.050	mg/L	0.030	12/09/24 20:19	
EPA 6020B	Molybdenum	0.011	mg/L	0.010	12/09/24 20:19	
EPA 6020B	Selenium	0.00097J	mg/L	0.0050	12/09/24 20:19	
EPA 6020B	Thallium	0.00024J	mg/L	0.0010	12/09/24 20:19	
SM 2540C-2015	Total Dissolved Solids	528	mg/L	25.0	12/06/24 12:08	
SM 2320B-2011	Alkalinity,Bicarbonate (CaCO3)	150	mg/L	5.0	12/09/24 17:32	
SM 2320B-2011	Alkalinity, Total as CaCO3	150	mg/L	5.0	12/09/24 17:32	
EPA 300.0 Rev 2.1 1993	Chloride	16.5	mg/L	1.0	12/06/24 12:07	
EPA 300.0 Rev 2.1 1993	Fluoride	0.35	mg/L	0.10	12/06/24 12:07	
EPA 300.0 Rev 2.1 1993	Sulfate	192	mg/L	4.0	12/06/24 18:02	
92767477002	**HAM-PT-08**					
EPA 6010D	Iron	0.32	mg/L	0.040	12/06/24 04:07	
EPA 6010D	Manganese	1.5	mg/L	0.040	12/06/24 04:07	
EPA 6010D	Potassium	6.0	mg/L	0.50	12/06/24 04:07	
EPA 6010D	Sodium	7.4	mg/L	1.0	12/06/24 04:07	
EPA 6010D	Calcium	111	mg/L	1.0	12/06/24 04:07	
EPA 6010D	Magnesium	14.3	mg/L	0.050	12/06/24 04:07	
EPA 6020B	Arsenic	0.010	mg/L	0.0050	12/09/24 20:31	
EPA 6020B	Barium	0.052	mg/L	0.0050	12/09/24 20:31	
EPA 6020B	Beryllium	0.000070J	mg/L	0.00050	12/09/24 20:31	
EPA 6020B	Boron	0.85	mg/L	0.050	12/10/24 16:47	
EPA 6020B	Chromium	0.00040J	mg/L	0.0050	12/09/24 20:31	
EPA 6020B	Cobalt	0.048	mg/L	0.0050	12/09/24 20:31	
EPA 6020B	Lithium	0.020J	mg/L	0.030	12/09/24 20:31	
EPA 6020B	Molybdenum	0.0068J	mg/L	0.010	12/09/24 20:31	
EPA 6020B	Selenium	0.0012J	mg/L	0.0050	12/09/24 20:31	
SM 2540C-2015	Total Dissolved Solids	451	mg/L	25.0	12/06/24 12:08	
SM 2320B-2011	Alkalinity,Bicarbonate (CaCO3)	84.2	mg/L	5.0	12/09/24 17:50	
SM 2320B-2011	Alkalinity, Total as CaCO3	84.2	mg/L	5.0	12/09/24 17:50	
EPA 300.0 Rev 2.1 1993	Chloride	17.5	mg/L	1.0	12/06/24 12:22	
EPA 300.0 Rev 2.1 1993	Fluoride	0.14	mg/L	0.10	12/06/24 12:22	
EPA 300.0 Rev 2.1 1993	Sulfate	187	mg/L	4.0	12/06/24 18:17	

This report shall not be reproduced, except in full,
without the written consent of Pace Analytical Services, LLC.

Pace Analytical Services, LLC
9800 Kincey Ave. Suite 100
Huntersville, NC 28078
(704)875-9092

SUMMARY OF DETECTION

Project: Hammond AP-1
Pace Project No.: 92767477

Lab Sample ID Method	Client Sample ID Parameters	Result	Units	Report Limit	Analyzed	Qualifiers
92767477003	**HAM-PT-09**					
EPA 6010D	Iron	0.049	mg/L	0.040	12/06/24 04:12	
EPA 6010D	Manganese	0.37	mg/L	0.040	12/06/24 04:12	
EPA 6010D	Potassium	6.9	mg/L	0.50	12/06/24 04:12	
EPA 6010D	Sodium	10.1	mg/L	1.0	12/06/24 04:12	
EPA 6010D	Calcium	116	mg/L	1.0	12/06/24 04:12	
EPA 6010D	Magnesium	23.1	mg/L	0.050	12/06/24 04:12	
EPA 6020B	Arsenic	0.0020J	mg/L	0.0050	12/09/24 20:35	
EPA 6020B	Barium	0.066	mg/L	0.0050	12/09/24 20:35	
EPA 6020B	Beryllium	0.000030J	mg/L	0.00050	12/09/24 20:35	
EPA 6020B	Boron	1.6	mg/L	0.050	12/10/24 16:51	
EPA 6020B	Cadmium	0.00024J	mg/L	0.00050	12/09/24 20:35	
EPA 6020B	Chromium	0.00037J	mg/L	0.0050	12/09/24 20:35	
EPA 6020B	Cobalt	0.0028J	mg/L	0.0050	12/09/24 20:35	
EPA 6020B	Lithium	0.0025J	mg/L	0.030	12/09/24 20:35	
EPA 6020B	Molybdenum	0.25	mg/L	0.010	12/09/24 20:35	
EPA 6020B	Selenium	0.00096J	mg/L	0.0050	12/09/24 20:35	
SM 2540C-2015	Total Dissolved Solids	521	mg/L	25.0	12/09/24 11:55	
SM 2320B-2011	Alkalinity,Bicarbonate (CaCO3)	121	mg/L	5.0	12/09/24 19:21	
SM 2320B-2011	Alkalinity, Total as CaCO3	121	mg/L	5.0	12/09/24 19:21	
EPA 300.0 Rev 2.1 1993	Chloride	48.3	mg/L	1.0	12/06/24 12:37	
EPA 300.0 Rev 2.1 1993	Fluoride	0.40	mg/L	0.10	12/06/24 12:37	
EPA 300.0 Rev 2.1 1993	Sulfate	157	mg/L	3.0	12/06/24 18:31	
92767477004	**HAM-PT-10**					
EPA 6010D	Manganese	0.37	mg/L	0.040	12/06/24 04:27	
EPA 6010D	Potassium	7.1	mg/L	0.50	12/06/24 04:27	
EPA 6010D	Sodium	8.8	mg/L	1.0	12/06/24 04:27	
EPA 6010D	Calcium	114	mg/L	1.0	12/06/24 04:27	
EPA 6010D	Magnesium	13.8	mg/L	0.050	12/06/24 04:27	
EPA 6020B	Barium	0.047	mg/L	0.0050	12/09/24 20:39	
EPA 6020B	Boron	1.7	mg/L	0.050	12/10/24 16:55	
EPA 6020B	Cadmium	0.00015J	mg/L	0.00050	12/09/24 20:39	
EPA 6020B	Chromium	0.00025J	mg/L	0.0050	12/09/24 20:39	
EPA 6020B	Cobalt	0.0015J	mg/L	0.0050	12/09/24 20:39	
EPA 6020B	Lithium	0.0010J	mg/L	0.030	12/09/24 20:39	
EPA 6020B	Molybdenum	0.18	mg/L	0.010	12/09/24 20:39	
EPA 6020B	Selenium	0.00095J	mg/L	0.0050	12/09/24 20:39	
SM 2540C-2015	Total Dissolved Solids	470	mg/L	25.0	12/09/24 11:55	
SM 2320B-2011	Alkalinity,Bicarbonate (CaCO3)	118	mg/L	5.0	12/09/24 19:29	
SM 2320B-2011	Alkalinity, Total as CaCO3	118	mg/L	5.0	12/09/24 19:29	
EPA 300.0 Rev 2.1 1993	Chloride	46.1	mg/L	1.0	12/06/24 12:52	
EPA 300.0 Rev 2.1 1993	Fluoride	0.27	mg/L	0.10	12/06/24 12:52	
EPA 300.0 Rev 2.1 1993	Sulfate	130	mg/L	3.0	12/06/24 18:46	
92767477005	**HAM-PT-11**					
EPA 6010D	Iron	0.17	mg/L	0.040	12/06/24 04:32	
EPA 6010D	Manganese	0.45	mg/L	0.040	12/06/24 04:32	
EPA 6010D	Potassium	7.2	mg/L	0.50	12/06/24 04:32	

This report shall not be reproduced, except in full,
without the written consent of Pace Analytical Services, LLC.

Pace Analytical Services, LLC
9800 Kincey Ave. Suite 100
Huntersville, NC 28078
(704)875-9092

SUMMARY OF DETECTION

Project: Hammond AP-1
Pace Project No.: 92767477

Lab Sample ID Method	Client Sample ID Parameters	Result	Units	Report Limit	Analyzed	Qualifiers
92767477005	**HAM-PT-11**					
EPA 6010D	Sodium	9.5	mg/L	1.0	12/06/24 04:32	
EPA 6010D	Calcium	120	mg/L	1.0	12/06/24 04:32	
EPA 6010D	Magnesium	16.9	mg/L	0.050	12/06/24 04:32	
EPA 6020B	Barium	0.067	mg/L	0.0050	12/09/24 20:43	
EPA 6020B	Boron	1.6	mg/L	0.050	12/10/24 16:59	
EPA 6020B	Cadmium	0.00015J	mg/L	0.00050	12/09/24 20:43	
EPA 6020B	Chromium	0.00045J	mg/L	0.0050	12/09/24 20:43	
EPA 6020B	Cobalt	0.0044J	mg/L	0.0050	12/09/24 20:43	
EPA 6020B	Lithium	0.0027J	mg/L	0.030	12/09/24 20:43	
EPA 6020B	Molybdenum	0.12	mg/L	0.010	12/09/24 20:43	
EPA 6020B	Selenium	0.00092J	mg/L	0.0050	12/09/24 20:43	
SM 2540C-2015	Total Dissolved Solids	486	mg/L	25.0	12/09/24 11:55	
SM 2320B-2011	Alkalinity,Bicarbonate (CaCO3)	122	mg/L	5.0	12/09/24 19:38	
SM 2320B-2011	Alkalinity, Total as CaCO3	122	mg/L	5.0	12/09/24 19:38	
EPA 300.0 Rev 2.1 1993	Chloride	44.0	mg/L	1.0	12/06/24 13:07	
EPA 300.0 Rev 2.1 1993	Fluoride	0.31	mg/L	0.10	12/06/24 13:07	
EPA 300.0 Rev 2.1 1993	Sulfate	139	mg/L	3.0	12/06/24 19:01	
92767477006	**HAM-PT-12**					
EPA 6010D	Iron	0.33	mg/L	0.040	12/06/24 04:37	
EPA 6010D	Manganese	0.86	mg/L	0.040	12/06/24 04:37	
EPA 6010D	Potassium	6.1	mg/L	0.50	12/06/24 04:37	
EPA 6010D	Sodium	10.9	mg/L	1.0	12/06/24 04:37	
EPA 6010D	Calcium	105	mg/L	1.0	12/06/24 04:37	
EPA 6010D	Magnesium	28.7	mg/L	0.050	12/06/24 04:37	
EPA 6020B	Arsenic	0.0027J	mg/L	0.0050	12/09/24 20:47	
EPA 6020B	Barium	0.062	mg/L	0.0050	12/09/24 20:47	
EPA 6020B	Beryllium	0.000057J	mg/L	0.00050	12/09/24 20:47	
EPA 6020B	Boron	1.6	mg/L	0.050	12/10/24 17:03	
EPA 6020B	Cadmium	0.00028J	mg/L	0.00050	12/09/24 20:47	
EPA 6020B	Chromium	0.00067J	mg/L	0.0050	12/09/24 20:47	
EPA 6020B	Cobalt	0.0035J	mg/L	0.0050	12/09/24 20:47	
EPA 6020B	Lead	0.000093J	mg/L	0.0010	12/09/24 20:47	
EPA 6020B	Lithium	0.0023J	mg/L	0.030	12/09/24 20:47	
EPA 6020B	Molybdenum	0.16	mg/L	0.010	12/09/24 20:47	
SM 2540C-2015	Total Dissolved Solids	526	mg/L	25.0	12/09/24 11:55	
SM 2320B-2011	Alkalinity,Bicarbonate (CaCO3)	116	mg/L	5.0	12/09/24 19:47	
SM 2320B-2011	Alkalinity, Total as CaCO3	116	mg/L	5.0	12/09/24 19:47	
EPA 300.0 Rev 2.1 1993	Chloride	44.2	mg/L	1.0	12/06/24 13:22	
EPA 300.0 Rev 2.1 1993	Fluoride	0.30	mg/L	0.10	12/06/24 13:22	
EPA 300.0 Rev 2.1 1993	Sulfate	179	mg/L	4.0	12/06/24 19:15	
92767477007	**HAM-PT-13**					
EPA 6010D	Iron	9.5	mg/L	0.040	12/06/24 04:41	
EPA 6010D	Manganese	3.0	mg/L	0.040	12/06/24 04:41	
EPA 6010D	Potassium	6.1	mg/L	0.50	12/06/24 04:41	
EPA 6010D	Sodium	10.1	mg/L	1.0	12/06/24 04:41	
EPA 6010D	Calcium	129	mg/L	1.0	12/06/24 04:41	

This report shall not be reproduced, except in full,
without the written consent of Pace Analytical Services, LLC.

Pace Analytical Services, LLC
9800 Kincey Ave. Suite 100
Huntersville, NC 28078
(704)875-9092

SUMMARY OF DETECTION

Project: Hammond AP-1
Pace Project No.: 92767477

Lab Sample ID Method	Client Sample ID Parameters	Result	Units	Report Limit	Analyzed	Qualifiers
92767477007	**HAM-PT-13**					
EPA 6010D	Magnesium	17.8	mg/L	0.050	12/06/24 04:41	
EPA 6020B	Arsenic	0.19	mg/L	0.0050	12/09/24 20:51	
EPA 6020B	Barium	0.047	mg/L	0.0050	12/09/24 20:51	
EPA 6020B	Beryllium	0.000082J	mg/L	0.00050	12/09/24 20:51	
EPA 6020B	Boron	0.70	mg/L	0.050	12/10/24 17:36	
EPA 6020B	Cadmium	0.000054J	mg/L	0.00050	12/09/24 20:51	
EPA 6020B	Chromium	0.00039J	mg/L	0.0050	12/09/24 20:51	
EPA 6020B	Cobalt	0.023	mg/L	0.0050	12/09/24 20:51	
EPA 6020B	Lead	0.00011J	mg/L	0.0010	12/09/24 20:51	
EPA 6020B	Lithium	0.058	mg/L	0.030	12/09/24 20:51	
EPA 6020B	Molybdenum	0.0085J	mg/L	0.010	12/09/24 20:51	
EPA 6020B	Selenium	0.0011J	mg/L	0.0050	12/09/24 20:51	
EPA 6020B	Thallium	0.00023J	mg/L	0.0010	12/09/24 20:51	
SM 2540C-2015	Total Dissolved Solids	528	mg/L	25.0	12/06/24 12:08	
SM 2320B-2011	Alkalinity,Bicarbonate (CaCO3)	145	mg/L	5.0	12/09/24 17:58	
SM 2320B-2011	Alkalinity, Total as CaCO3	145	mg/L	5.0	12/09/24 17:58	
EPA 300.0 Rev 2.1 1993	Chloride	18.6	mg/L	1.0	12/06/24 13:37	
EPA 300.0 Rev 2.1 1993	Fluoride	0.37	mg/L	0.10	12/06/24 13:37	
EPA 300.0 Rev 2.1 1993	Sulfate	200	mg/L	4.0	12/06/24 19:30	
92767477008	**HAM-PT-14**					
EPA 6010D	Iron	14.2	mg/L	0.040	12/06/24 16:54	
EPA 6010D	Manganese	2.9	mg/L	0.040	12/06/24 16:54	
EPA 6010D	Potassium	6.1	mg/L	0.50	12/06/24 16:54	
EPA 6010D	Sodium	8.0	mg/L	1.0	12/06/24 16:54	
EPA 6010D	Calcium	137	mg/L	1.0	12/06/24 16:54	
EPA 6010D	Magnesium	18.9	mg/L	0.050	12/06/24 16:54	
EPA 6020B	Arsenic	0.27	mg/L	0.0050	12/09/24 20:55	
EPA 6020B	Barium	0.043	mg/L	0.0050	12/09/24 20:55	
EPA 6020B	Beryllium	0.000056J	mg/L	0.00050	12/09/24 20:55	
EPA 6020B	Boron	0.74	mg/L	0.050	12/10/24 17:40	
EPA 6020B	Chromium	0.00036J	mg/L	0.0050	12/09/24 20:55	
EPA 6020B	Cobalt	0.024	mg/L	0.0050	12/09/24 20:55	
EPA 6020B	Lead	0.00015J	mg/L	0.0010	12/09/24 20:55	
EPA 6020B	Lithium	0.054	mg/L	0.030	12/09/24 20:55	
EPA 6020B	Molybdenum	0.016	mg/L	0.010	12/09/24 20:55	
EPA 6020B	Selenium	0.0010J	mg/L	0.0050	12/09/24 20:55	
SM 2540C-2015	Total Dissolved Solids	560	mg/L	25.0	12/06/24 12:09	
SM 2320B-2011	Alkalinity,Bicarbonate (CaCO3)	149	mg/L	5.0	12/09/24 18:08	
SM 2320B-2011	Alkalinity, Total as CaCO3	149	mg/L	5.0	12/09/24 18:08	
EPA 300.0 Rev 2.1 1993	Chloride	17.8	mg/L	1.0	12/06/24 19:26	
EPA 300.0 Rev 2.1 1993	Fluoride	0.31	mg/L	0.10	12/06/24 19:26	
EPA 300.0 Rev 2.1 1993	Sulfate	184	mg/L	5.0	12/06/24 20:44	
92767477009	**HAM-PT-15**					
EPA 6010D	Iron	0.38	mg/L	0.040	12/06/24 04:51	
EPA 6010D	Manganese	2.4	mg/L	0.040	12/06/24 04:51	
EPA 6010D	Potassium	6.1	mg/L	0.50	12/06/24 04:51	

This report shall not be reproduced, except in full,
without the written consent of Pace Analytical Services, LLC.

Pace Analytical Services, LLC
9800 Kincey Ave. Suite 100
Huntersville, NC 28078
(704)875-9092

SUMMARY OF DETECTION

Project: Hammond AP-1
Pace Project No.: 92767477

Lab Sample ID Method	Client Sample ID Parameters	Result	Units	Report Limit	Analyzed	Qualifiers
92767477009	**HAM-PT-15**					
EPA 6010D	Sodium	9.3	mg/L	1.0	12/06/24 04:51	
EPA 6010D	Calcium	129	mg/L	1.0	12/06/24 04:51	
EPA 6010D	Magnesium	14.6	mg/L	0.050	12/06/24 04:51	
EPA 6020B	Antimony	0.00063J	mg/L	0.0030	12/09/24 20:59	
EPA 6020B	Arsenic	0.024	mg/L	0.0050	12/09/24 20:59	
EPA 6020B	Barium	0.051	mg/L	0.0050	12/09/24 20:59	
EPA 6020B	Beryllium	0.000062J	mg/L	0.00050	12/09/24 20:59	
EPA 6020B	Boron	0.86	mg/L	0.050	12/10/24 17:44	
EPA 6020B	Cadmium	0.00025J	mg/L	0.00050	12/09/24 20:59	
EPA 6020B	Chromium	0.00026J	mg/L	0.0050	12/09/24 20:59	
EPA 6020B	Cobalt	0.025	mg/L	0.0050	12/09/24 20:59	
EPA 6020B	Lithium	0.041	mg/L	0.030	12/09/24 20:59	
EPA 6020B	Molybdenum	0.015	mg/L	0.010	12/09/24 20:59	
EPA 6020B	Selenium	0.0017J	mg/L	0.0050	12/09/24 20:59	
EPA 6020B	Thallium	0.00044J	mg/L	0.0010	12/09/24 20:59	
SM 2540C-2015	Total Dissolved Solids	497	mg/L	25.0	12/06/24 12:09	
SM 2320B-2011	Alkalinity,Bicarbonate (CaCO3)	141	mg/L	5.0	12/09/24 18:18	
SM 2320B-2011	Alkalinity, Total as CaCO3	141	mg/L	5.0	12/09/24 18:18	
EPA 300.0 Rev 2.1 1993	Chloride	17.4	mg/L	1.0	12/06/24 19:42	
EPA 300.0 Rev 2.1 1993	Fluoride	0.37	mg/L	0.10	12/06/24 19:42	
EPA 300.0 Rev 2.1 1993	Sulfate	175	mg/L	4.0	12/06/24 21:31	
92767477010	**HAM-AP1-EB-01**					
EPA 6010D	Iron	0.037J	mg/L	0.040	12/06/24 05:01	
EPA 6010D	Sodium	1.1	mg/L	1.0	12/06/24 05:01	
EPA 6010D	Calcium	0.62J	mg/L	1.0	12/06/24 05:01	
EPA 6010D	Magnesium	0.14	mg/L	0.050	12/06/24 05:01	
EPA 6020B	Barium	0.0037J	mg/L	0.0050	12/10/24 16:14	
EPA 6020B	Chromium	0.00078J	mg/L	0.0050	12/09/24 21:07	
EPA 6020B	Lead	0.00047J	mg/L	0.0010	12/09/24 21:07	
SM 2540C-2015	Total Dissolved Solids	40.0	mg/L	25.0	12/09/24 11:56	
92767477011	**HAM-AP1-FB-01**					
EPA 6010D	Calcium	0.18J	mg/L	1.0	12/06/24 05:06	
EPA 6010D	Magnesium	0.027J	mg/L	0.050	12/06/24 05:06	
EPA 6020B	Barium	0.00084J	mg/L	0.0050	12/09/24 21:19	
EPA 6020B	Boron	0.018J	mg/L	0.050	12/09/24 21:19	
EPA 6020B	Chromium	0.00033J	mg/L	0.0050	12/09/24 21:19	
EPA 6020B	Lead	0.00010J	mg/L	0.0010	12/09/24 21:19	
92767477012	**HAM-AP1-FD-01**					
EPA 6010D	Iron	0.029J	mg/L	0.040	12/06/24 05:11	
EPA 6010D	Manganese	0.37	mg/L	0.040	12/06/24 05:11	
EPA 6010D	Potassium	7.1	mg/L	0.50	12/06/24 05:11	
EPA 6010D	Sodium	8.9	mg/L	1.0	12/06/24 05:11	
EPA 6010D	Calcium	113	mg/L	1.0	12/06/24 05:11	
EPA 6010D	Magnesium	13.8	mg/L	0.050	12/06/24 05:11	
EPA 6020B	Barium	0.047	mg/L	0.0050	12/09/24 21:23	
EPA 6020B	Boron	1.8	mg/L	0.25	12/11/24 13:45	

This report shall not be reproduced, except in full,
without the written consent of Pace Analytical Services, LLC.

Pace Analytical Services, LLC
9800 Kincey Ave. Suite 100
Huntersville, NC 28078
(704)875-9092

SUMMARY OF DETECTION

Project: Hammond AP-1
Pace Project No.: 92767477

Lab Sample ID Method	Client Sample ID Parameters	Result	Units	Report Limit	Analyzed	Qualifiers
92767477012	**HAM-AP1-FD-01**					
EPA 6020B	Cadmium	0.00013J	mg/L	0.00050	12/09/24 21:23	
EPA 6020B	Chromium	0.00030J	mg/L	0.0050	12/09/24 21:23	
EPA 6020B	Cobalt	0.0015J	mg/L	0.0050	12/09/24 21:23	
EPA 6020B	Lithium	0.0010J	mg/L	0.030	12/09/24 21:23	
EPA 6020B	Molybdenum	0.17	mg/L	0.010	12/09/24 21:23	
EPA 6020B	Selenium	0.0012J	mg/L	0.0050	12/09/24 21:23	
SM 2540C-2015	Total Dissolved Solids	468	mg/L	25.0	12/09/24 11:57	
SM 2320B-2011	Alkalinity,Bicarbonate (CaCO3)	121	mg/L	5.0	12/09/24 20:13	
SM 2320B-2011	Alkalinity, Total as CaCO3	121	mg/L	5.0	12/09/24 20:13	
EPA 300.0 Rev 2.1 1993	Chloride	46.0	mg/L	1.0	12/07/24 18:43	
EPA 300.0 Rev 2.1 1993	Fluoride	0.29	mg/L	0.10	12/07/24 18:43	
EPA 300.0 Rev 2.1 1993	Sulfate	132	mg/L	3.0	12/08/24 04:55	

This report shall not be reproduced, except in full,
without the written consent of Pace Analytical Services, LLC.

Pace Analytical Services, LLC
9800 Kincey Ave. Suite 100
Huntersville, NC 28078
(704)875-9092

ANALYTICAL RESULTS

Project: Hammond AP-1
Pace Project No.: 92767477

Sample: HAM-PT-07 **Lab ID: 92767477001** Collected: 12/02/24 15:01 Received: 12/05/24 11:35 Matrix: Water

Parameters	Results	Units	Report Limit	MDL	DF	Prepared	Analyzed	CAS No.	Qual
6010D ATL ICP	Analytical Method: EPA 6010D Preparation Method: EPA 3010A								
	Pace Analytical Services - Peachtree Corners, GA								
Iron	**7.7**	mg/L	0.040	0.025	1	12/05/24 17:27	12/06/24 03:47	7439-89-6	
Manganese	**3.4**	mg/L	0.040	0.011	1	12/05/24 17:27	12/06/24 03:47	7439-96-5	
Potassium	**6.0**	mg/L	0.50	0.15	1	12/05/24 17:27	12/06/24 03:47	7440-09-7	
Sodium	**8.5**	mg/L	1.0	0.58	1	12/05/24 17:27	12/06/24 03:47	7440-23-5	
Calcium	**129**	mg/L	1.0	0.12	1	12/05/24 17:27	12/06/24 03:47	7440-70-2	M1
Magnesium	**17.7**	mg/L	0.050	0.012	1	12/05/24 17:27	12/06/24 03:47	7439-95-4	
6020 MET ICPMS	Analytical Method: EPA 6020B Preparation Method: EPA 3005A								
	Pace Analytical Services - Peachtree Corners, GA								
Antimony	ND	mg/L	0.0030	0.00038	1	12/05/24 17:00	12/09/24 20:19	7440-36-0	
Arsenic	**0.15**	mg/L	0.0050	0.0016	1	12/05/24 17:00	12/09/24 20:19	7440-38-2	
Barium	**0.047**	mg/L	0.0050	0.00019	1	12/05/24 17:00	12/09/24 20:19	7440-39-3	
Beryllium	**0.000071J**	mg/L	0.00050	0.000026	1	12/05/24 17:00	12/09/24 20:19	7440-41-7	
Boron	**0.72**	mg/L	0.050	0.014	1	12/05/24 17:00	12/10/24 16:43	7440-42-8	
Cadmium	**0.00012J**	mg/L	0.00050	0.000041	1	12/05/24 17:00	12/09/24 20:19	7440-43-9	
Chromium	**0.00032J**	mg/L	0.0050	0.00015	1	12/05/24 17:00	12/09/24 20:19	7440-47-3	
Cobalt	**0.048**	mg/L	0.0050	0.000098	1	12/05/24 17:00	12/09/24 20:19	7440-48-4	
Lead	ND	mg/L	0.0010	0.000076	1	12/05/24 17:00	12/09/24 20:19	7439-92-1	
Lithium	**0.050**	mg/L	0.030	0.00028	1	12/05/24 17:00	12/09/24 20:19	7439-93-2	
Molybdenum	**0.011**	mg/L	0.010	0.00035	1	12/05/24 17:00	12/09/24 20:19	7439-98-7	
Selenium	**0.00097J**	mg/L	0.0050	0.00092	1	12/05/24 17:00	12/09/24 20:19	7782-49-2	
Thallium	**0.00024J**	mg/L	0.0010	0.00020	1	12/05/24 17:00	12/09/24 20:19	7440-28-0	
7470 Mercury	Analytical Method: EPA 7470A Preparation Method: EPA 7470A								
	Pace Analytical Services - Peachtree Corners, GA								
Mercury	ND	mg/L	0.00020	0.00013	1	12/12/24 16:00	12/13/24 09:31	7439-97-6	
2540C Total Dissolved Solids	Analytical Method: SM 2540C-2015								
	Pace Analytical Services - Peachtree Corners, GA								
Total Dissolved Solids	**528**	mg/L	25.0	25.0	1		12/06/24 12:08		
2320B Alkalinity	Analytical Method: SM 2320B-2011								
	Pace Analytical Services - Asheville								
Alkalinity,Bicarbonate (CaCO3)	**150**	mg/L	5.0	5.0	1		12/09/24 17:32		
Alkalinity,Carbonate (CaCO3)	ND	mg/L	5.0	5.0	1		12/09/24 17:32		
Alkalinity, Total as CaCO3	**150**	mg/L	5.0	5.0	1		12/09/24 17:32		
4500S2D Sulfide Water	Analytical Method: SM 4500-S2D-2011								
	Pace Analytical Services - Asheville								
Sulfide	ND	mg/L	0.10	0.022	1		12/07/24 03:54	18496-25-8	
300.0 IC Anions 28 Days	Analytical Method: EPA 300.0 Rev 2.1 1993								
	Pace Analytical Services - Asheville								
Chloride	**16.5**	mg/L	1.0	0.60	1		12/06/24 12:07	16887-00-6	

This report shall not be reproduced, except in full,
without the written consent of Pace Analytical Services, LLC.

Pace Analytical Services, LLC
9800 Kincey Ave. Suite 100
Huntersville, NC 28078
(704)875-9092

ANALYTICAL RESULTS

Project: Hammond AP-1
Pace Project No.: 92767477

Sample: HAM-PT-07 **Lab ID: 92767477001** Collected: 12/02/24 15:01 Received: 12/05/24 11:35 Matrix: Water

Parameters	Results	Units	Report Limit	MDL	DF	Prepared	Analyzed	CAS No.	Qual
300.0 IC Anions 28 Days	Analytical Method: EPA 300.0 Rev 2.1 1993 Pace Analytical Services - Asheville								
Fluoride	**0.35**	mg/L	0.10	0.050	1		12/06/24 12:07	16984-48-8	
Sulfate	**192**	mg/L	4.0	2.0	4		12/06/24 18:02	14808-79-8	

This report shall not be reproduced, except in full,
without the written consent of Pace Analytical Services, LLC.

Pace Analytical Services, LLC
9800 Kincey Ave. Suite 100
Huntersville, NC 28078
(704)875-9092

ANALYTICAL RESULTS

Project: Hammond AP-1
Pace Project No.: 92767477

Sample: HAM-PT-08 **Lab ID: 92767477002** Collected: 12/02/24 12:18 Received: 12/05/24 11:35 Matrix: Water

Parameters	Results	Units	Report Limit	MDL	DF	Prepared	Analyzed	CAS No.	Qual
6010D ATL ICP	Analytical Method: EPA 6010D Preparation Method: EPA 3010A								
	Pace Analytical Services - Peachtree Corners, GA								
Iron	**0.32**	mg/L	0.040	0.025	1	12/05/24 17:27	12/06/24 04:07	7439-89-6	
Manganese	**1.5**	mg/L	0.040	0.011	1	12/05/24 17:27	12/06/24 04:07	7439-96-5	
Potassium	**6.0**	mg/L	0.50	0.15	1	12/05/24 17:27	12/06/24 04:07	7440-09-7	
Sodium	**7.4**	mg/L	1.0	0.58	1	12/05/24 17:27	12/06/24 04:07	7440-23-5	
Calcium	**111**	mg/L	1.0	0.12	1	12/05/24 17:27	12/06/24 04:07	7440-70-2	
Magnesium	**14.3**	mg/L	0.050	0.012	1	12/05/24 17:27	12/06/24 04:07	7439-95-4	
6020 MET ICPMS	Analytical Method: EPA 6020B Preparation Method: EPA 3005A								
	Pace Analytical Services - Peachtree Corners, GA								
Antimony	ND	mg/L	0.0030	0.00038	1	12/05/24 17:00	12/09/24 20:31	7440-36-0	
Arsenic	**0.010**	mg/L	0.0050	0.0016	1	12/05/24 17:00	12/09/24 20:31	7440-38-2	
Barium	**0.052**	mg/L	0.0050	0.00019	1	12/05/24 17:00	12/09/24 20:31	7440-39-3	
Beryllium	**0.000070J**	mg/L	0.00050	0.000026	1	12/05/24 17:00	12/09/24 20:31	7440-41-7	
Boron	**0.85**	mg/L	0.050	0.014	1	12/05/24 17:00	12/10/24 16:47	7440-42-8	
Cadmium	ND	mg/L	0.00050	0.000041	1	12/05/24 17:00	12/09/24 20:31	7440-43-9	
Chromium	**0.00040J**	mg/L	0.0050	0.00015	1	12/05/24 17:00	12/09/24 20:31	7440-47-3	
Cobalt	**0.048**	mg/L	0.0050	0.000098	1	12/05/24 17:00	12/09/24 20:31	7440-48-4	
Lead	ND	mg/L	0.0010	0.000076	1	12/05/24 17:00	12/09/24 20:31	7439-92-1	
Lithium	**0.020J**	mg/L	0.030	0.00028	1	12/05/24 17:00	12/09/24 20:31	7439-93-2	
Molybdenum	**0.0068J**	mg/L	0.010	0.00035	1	12/05/24 17:00	12/09/24 20:31	7439-98-7	
Selenium	**0.0012J**	mg/L	0.0050	0.00092	1	12/05/24 17:00	12/09/24 20:31	7782-49-2	
Thallium	ND	mg/L	0.0010	0.00020	1	12/05/24 17:00	12/09/24 20:31	7440-28-0	
7470 Mercury	Analytical Method: EPA 7470A Preparation Method: EPA 7470A								
	Pace Analytical Services - Peachtree Corners, GA								
Mercury	ND	mg/L	0.00020	0.00013	1	12/12/24 16:00	12/13/24 09:33	7439-97-6	
2540C Total Dissolved Solids	Analytical Method: SM 2540C-2015								
	Pace Analytical Services - Peachtree Corners, GA								
Total Dissolved Solids	**451**	mg/L	25.0	25.0	1		12/06/24 12:08		
2320B Alkalinity	Analytical Method: SM 2320B-2011								
	Pace Analytical Services - Asheville								
Alkalinity,Bicarbonate (CaCO3)	**84.2**	mg/L	5.0	5.0	1		12/09/24 17:50		
Alkalinity,Carbonate (CaCO3)	ND	mg/L	5.0	5.0	1		12/09/24 17:50		
Alkalinity, Total as CaCO3	**84.2**	mg/L	5.0	5.0	1		12/09/24 17:50		
4500S2D Sulfide Water	Analytical Method: SM 4500-S2D-2011								
	Pace Analytical Services - Asheville								
Sulfide	ND	mg/L	0.10	0.022	1		12/07/24 03:56	18496-25-8	
300.0 IC Anions 28 Days	Analytical Method: EPA 300.0 Rev 2.1 1993								
	Pace Analytical Services - Asheville								
Chloride	**17.5**	mg/L	1.0	0.60	1		12/06/24 12:22	16887-00-6	

This report shall not be reproduced, except in full,
without the written consent of Pace Analytical Services, LLC.

Pace Analytical Services, LLC
9800 Kincey Ave. Suite 100
Huntersville, NC 28078
(704)875-9092

ANALYTICAL RESULTS

Project: Hammond AP-1
Pace Project No.: 92767477

Sample: HAM-PT-08 **Lab ID: 92767477002** Collected: 12/02/24 12:18 Received: 12/05/24 11:35 Matrix: Water

Parameters	Results	Units	Report Limit	MDL	DF	Prepared	Analyzed	CAS No.	Qual
300.0 IC Anions 28 Days	Analytical Method: EPA 300.0 Rev 2.1 1993 Pace Analytical Services - Asheville								
Fluoride	**0.14**	mg/L	0.10	0.050	1		12/06/24 12:22	16984-48-8	
Sulfate	**187**	mg/L	4.0	2.0	4		12/06/24 18:17	14808-79-8	

This report shall not be reproduced, except in full,
without the written consent of Pace Analytical Services, LLC.

Pace Analytical Services, LLC
9800 Kincey Ave. Suite 100
Huntersville, NC 28078
(704)875-9092

ANALYTICAL RESULTS

Project: Hammond AP-1
Pace Project No.: 92767477

Sample: HAM-PT-09 **Lab ID: 92767477003** Collected: 12/03/24 13:20 Received: 12/05/24 11:35 Matrix: Water

Parameters	Results	Units	Report Limit	MDL	DF	Prepared	Analyzed	CAS No.	Qual
6010D ATL ICP	Analytical Method: EPA 6010D Preparation Method: EPA 3010A								
	Pace Analytical Services - Peachtree Corners, GA								
Iron	**0.049**	mg/L	0.040	0.025	1	12/05/24 17:27	12/06/24 04:12	7439-89-6	
Manganese	**0.37**	mg/L	0.040	0.011	1	12/05/24 17:27	12/06/24 04:12	7439-96-5	
Potassium	**6.9**	mg/L	0.50	0.15	1	12/05/24 17:27	12/06/24 04:12	7440-09-7	
Sodium	**10.1**	mg/L	1.0	0.58	1	12/05/24 17:27	12/06/24 04:12	7440-23-5	
Calcium	**116**	mg/L	1.0	0.12	1	12/05/24 17:27	12/06/24 04:12	7440-70-2	
Magnesium	**23.1**	mg/L	0.050	0.012	1	12/05/24 17:27	12/06/24 04:12	7439-95-4	
6020 MET ICPMS	Analytical Method: EPA 6020B Preparation Method: EPA 3005A								
	Pace Analytical Services - Peachtree Corners, GA								
Antimony	ND	mg/L	0.0030	0.00038	1	12/05/24 17:00	12/09/24 20:35	7440-36-0	
Arsenic	**0.0020J**	mg/L	0.0050	0.0016	1	12/05/24 17:00	12/09/24 20:35	7440-38-2	
Barium	**0.066**	mg/L	0.0050	0.00019	1	12/05/24 17:00	12/09/24 20:35	7440-39-3	
Beryllium	**0.000030J**	mg/L	0.00050	0.000026	1	12/05/24 17:00	12/09/24 20:35	7440-41-7	
Boron	**1.6**	mg/L	0.050	0.014	1	12/05/24 17:00	12/10/24 16:51	7440-42-8	
Cadmium	**0.00024J**	mg/L	0.00050	0.000041	1	12/05/24 17:00	12/09/24 20:35	7440-43-9	
Chromium	**0.00037J**	mg/L	0.0050	0.00015	1	12/05/24 17:00	12/09/24 20:35	7440-47-3	
Cobalt	**0.0028J**	mg/L	0.0050	0.000098	1	12/05/24 17:00	12/09/24 20:35	7440-48-4	
Lead	ND	mg/L	0.0010	0.000076	1	12/05/24 17:00	12/09/24 20:35	7439-92-1	
Lithium	**0.0025J**	mg/L	0.030	0.00028	1	12/05/24 17:00	12/09/24 20:35	7439-93-2	
Molybdenum	**0.25**	mg/L	0.010	0.00035	1	12/05/24 17:00	12/09/24 20:35	7439-98-7	
Selenium	**0.00096J**	mg/L	0.0050	0.00092	1	12/05/24 17:00	12/09/24 20:35	7782-49-2	
Thallium	ND	mg/L	0.0010	0.00020	1	12/05/24 17:00	12/09/24 20:35	7440-28-0	
7470 Mercury	Analytical Method: EPA 7470A Preparation Method: EPA 7470A								
	Pace Analytical Services - Peachtree Corners, GA								
Mercury	ND	mg/L	0.00020	0.00013	1	12/12/24 16:00	12/13/24 09:43	7439-97-6	
2540C Total Dissolved Solids	Analytical Method: SM 2540C-2015								
	Pace Analytical Services - Peachtree Corners, GA								
Total Dissolved Solids	**521**	mg/L	25.0	25.0	1		12/09/24 11:55		
2320B Alkalinity	Analytical Method: SM 2320B-2011								
	Pace Analytical Services - Asheville								
Alkalinity,Bicarbonate (CaCO3)	**121**	mg/L	5.0	5.0	1		12/09/24 19:21		
Alkalinity,Carbonate (CaCO3)	ND	mg/L	5.0	5.0	1		12/09/24 19:21		
Alkalinity, Total as CaCO3	**121**	mg/L	5.0	5.0	1		12/09/24 19:21		
4500S2D Sulfide Water	Analytical Method: SM 4500-S2D-2011								
	Pace Analytical Services - Asheville								
Sulfide	ND	mg/L	0.10	0.022	1		12/07/24 04:00	18496-25-8	
300.0 IC Anions 28 Days	Analytical Method: EPA 300.0 Rev 2.1 1993								
	Pace Analytical Services - Asheville								
Chloride	**48.3**	mg/L	1.0	0.60	1		12/06/24 12:37	16887-00-6	

This report shall not be reproduced, except in full,
without the written consent of Pace Analytical Services, LLC.

Pace Analytical Services, LLC
9800 Kincey Ave. Suite 100
Huntersville, NC 28078
(704)875-9092

ANALYTICAL RESULTS

Project: Hammond AP-1
Pace Project No.: 92767477

Sample: HAM-PT-09 **Lab ID: 92767477003** Collected: 12/03/24 13:20 Received: 12/05/24 11:35 Matrix: Water

Parameters	Results	Units	Report Limit	MDL	DF	Prepared	Analyzed	CAS No.	Qual
300.0 IC Anions 28 Days	Analytical Method: EPA 300.0 Rev 2.1 1993 Pace Analytical Services - Asheville								
Fluoride	**0.40**	mg/L	0.10	0.050	1		12/06/24 12:37	16984-48-8	
Sulfate	**157**	mg/L	3.0	1.5	3		12/06/24 18:31	14808-79-8	

This report shall not be reproduced, except in full,
without the written consent of Pace Analytical Services, LLC.

Pace Analytical Services, LLC
9800 Kincey Ave. Suite 100
Huntersville, NC 28078
(704)875-9092

ANALYTICAL RESULTS

Project: Hammond AP-1
Pace Project No.: 92767477

Sample: HAM-PT-10 **Lab ID: 92767477004** Collected: 12/03/24 11:57 Received: 12/05/24 11:35 Matrix: Water

Parameters	Results	Units	Report Limit	MDL	DF	Prepared	Analyzed	CAS No.	Qual
6010D ATL ICP	Analytical Method: EPA 6010D Preparation Method: EPA 3010A								
	Pace Analytical Services - Peachtree Corners, GA								
Iron	ND	mg/L	0.040	0.025	1	12/05/24 17:27	12/06/24 04:27	7439-89-6	
Manganese	**0.37**	mg/L	0.040	0.011	1	12/05/24 17:27	12/06/24 04:27	7439-96-5	
Potassium	**7.1**	mg/L	0.50	0.15	1	12/05/24 17:27	12/06/24 04:27	7440-09-7	
Sodium	**8.8**	mg/L	1.0	0.58	1	12/05/24 17:27	12/06/24 04:27	7440-23-5	
Calcium	**114**	mg/L	1.0	0.12	1	12/05/24 17:27	12/06/24 04:27	7440-70-2	
Magnesium	**13.8**	mg/L	0.050	0.012	1	12/05/24 17:27	12/06/24 04:27	7439-95-4	
6020 MET ICPMS	Analytical Method: EPA 6020B Preparation Method: EPA 3005A								
	Pace Analytical Services - Peachtree Corners, GA								
Antimony	ND	mg/L	0.0030	0.00038	1	12/05/24 17:00	12/09/24 20:39	7440-36-0	
Arsenic	ND	mg/L	0.0050	0.0016	1	12/05/24 17:00	12/09/24 20:39	7440-38-2	
Barium	**0.047**	mg/L	0.0050	0.00019	1	12/05/24 17:00	12/09/24 20:39	7440-39-3	
Beryllium	ND	mg/L	0.00050	0.000026	1	12/05/24 17:00	12/09/24 20:39	7440-41-7	
Boron	**1.7**	mg/L	0.050	0.014	1	12/05/24 17:00	12/10/24 16:55	7440-42-8	
Cadmium	**0.00015J**	mg/L	0.00050	0.000041	1	12/05/24 17:00	12/09/24 20:39	7440-43-9	
Chromium	**0.00025J**	mg/L	0.0050	0.00015	1	12/05/24 17:00	12/09/24 20:39	7440-47-3	
Cobalt	**0.0015J**	mg/L	0.0050	0.000098	1	12/05/24 17:00	12/09/24 20:39	7440-48-4	
Lead	ND	mg/L	0.0010	0.000076	1	12/05/24 17:00	12/09/24 20:39	7439-92-1	
Lithium	**0.0010J**	mg/L	0.030	0.00028	1	12/05/24 17:00	12/09/24 20:39	7439-93-2	
Molybdenum	**0.18**	mg/L	0.010	0.00035	1	12/05/24 17:00	12/09/24 20:39	7439-98-7	
Selenium	**0.00095J**	mg/L	0.0050	0.00092	1	12/05/24 17:00	12/09/24 20:39	7782-49-2	
Thallium	ND	mg/L	0.0010	0.00020	1	12/05/24 17:00	12/09/24 20:39	7440-28-0	
7470 Mercury	Analytical Method: EPA 7470A Preparation Method: EPA 7470A								
	Pace Analytical Services - Peachtree Corners, GA								
Mercury	ND	mg/L	0.00020	0.00013	1	12/12/24 16:00	12/13/24 09:46	7439-97-6	
2540C Total Dissolved Solids	Analytical Method: SM 2540C-2015								
	Pace Analytical Services - Peachtree Corners, GA								
Total Dissolved Solids	**470**	mg/L	25.0	25.0	1		12/09/24 11:55		
2320B Alkalinity	Analytical Method: SM 2320B-2011								
	Pace Analytical Services - Asheville								
Alkalinity,Bicarbonate (CaCO3)	**118**	mg/L	5.0	5.0	1		12/09/24 19:29		
Alkalinity,Carbonate (CaCO3)	ND	mg/L	5.0	5.0	1		12/09/24 19:29		
Alkalinity, Total as CaCO3	**118**	mg/L	5.0	5.0	1		12/09/24 19:29		
4500S2D Sulfide Water	Analytical Method: SM 4500-S2D-2011								
	Pace Analytical Services - Asheville								
Sulfide	ND	mg/L	0.10	0.022	1		12/07/24 04:01	18496-25-8	
300.0 IC Anions 28 Days	Analytical Method: EPA 300.0 Rev 2.1 1993								
	Pace Analytical Services - Asheville								
Chloride	**46.1**	mg/L	1.0	0.60	1		12/06/24 12:52	16887-00-6	

This report shall not be reproduced, except in full,
without the written consent of Pace Analytical Services, LLC.

Pace Analytical Services, LLC
9800 Kincey Ave. Suite 100
Huntersville, NC 28078
(704)875-9092

ANALYTICAL RESULTS

Project: Hammond AP-1
Pace Project No.: 92767477

Sample: HAM-PT-10 **Lab ID: 92767477004** Collected: 12/03/24 11:57 Received: 12/05/24 11:35 Matrix: Water

Parameters	Results	Units	Report Limit	MDL	DF	Prepared	Analyzed	CAS No.	Qual
300.0 IC Anions 28 Days	Analytical Method: EPA 300.0 Rev 2.1 1993 Pace Analytical Services - Asheville								
Fluoride	**0.27**	mg/L	0.10	0.050	1		12/06/24 12:52	16984-48-8	
Sulfate	**130**	mg/L	3.0	1.5	3		12/06/24 18:46	14808-79-8	

This report shall not be reproduced, except in full,
without the written consent of Pace Analytical Services, LLC.

Pace Analytical Services, LLC
9800 Kincey Ave. Suite 100
Huntersville, NC 28078
(704)875-9092

ANALYTICAL RESULTS

Project: Hammond AP-1
Pace Project No.: 92767477

Sample: HAM-PT-11 **Lab ID: 92767477005** Collected: 12/03/24 14:37 Received: 12/05/24 11:35 Matrix: Water

Parameters	Results	Units	Report Limit	MDL	DF	Prepared	Analyzed	CAS No.	Qual
6010D ATL ICP	Analytical Method: EPA 6010D Preparation Method: EPA 3010A								
	Pace Analytical Services - Peachtree Corners, GA								
Iron	**0.17**	mg/L	0.040	0.025	1	12/05/24 17:27	12/06/24 04:32	7439-89-6	
Manganese	**0.45**	mg/L	0.040	0.011	1	12/05/24 17:27	12/06/24 04:32	7439-96-5	
Potassium	**7.2**	mg/L	0.50	0.15	1	12/05/24 17:27	12/06/24 04:32	7440-09-7	
Sodium	**9.5**	mg/L	1.0	0.58	1	12/05/24 17:27	12/06/24 04:32	7440-23-5	
Calcium	**120**	mg/L	1.0	0.12	1	12/05/24 17:27	12/06/24 04:32	7440-70-2	
Magnesium	**16.9**	mg/L	0.050	0.012	1	12/05/24 17:27	12/06/24 04:32	7439-95-4	
6020 MET ICPMS	Analytical Method: EPA 6020B Preparation Method: EPA 3005A								
	Pace Analytical Services - Peachtree Corners, GA								
Antimony	ND	mg/L	0.0030	0.00038	1	12/05/24 17:00	12/09/24 20:43	7440-36-0	
Arsenic	ND	mg/L	0.0050	0.0016	1	12/05/24 17:00	12/09/24 20:43	7440-38-2	
Barium	**0.067**	mg/L	0.0050	0.00019	1	12/05/24 17:00	12/09/24 20:43	7440-39-3	
Beryllium	ND	mg/L	0.00050	0.000026	1	12/05/24 17:00	12/09/24 20:43	7440-41-7	
Boron	**1.6**	mg/L	0.050	0.014	1	12/05/24 17:00	12/10/24 16:59	7440-42-8	
Cadmium	**0.00015J**	mg/L	0.00050	0.000041	1	12/05/24 17:00	12/09/24 20:43	7440-43-9	
Chromium	**0.00045J**	mg/L	0.0050	0.00015	1	12/05/24 17:00	12/09/24 20:43	7440-47-3	
Cobalt	**0.0044J**	mg/L	0.0050	0.000098	1	12/05/24 17:00	12/09/24 20:43	7440-48-4	
Lead	ND	mg/L	0.0010	0.000076	1	12/05/24 17:00	12/09/24 20:43	7439-92-1	
Lithium	**0.0027J**	mg/L	0.030	0.00028	1	12/05/24 17:00	12/09/24 20:43	7439-93-2	
Molybdenum	**0.12**	mg/L	0.010	0.00035	1	12/05/24 17:00	12/09/24 20:43	7439-98-7	
Selenium	**0.00092J**	mg/L	0.0050	0.00092	1	12/05/24 17:00	12/09/24 20:43	7782-49-2	
Thallium	ND	mg/L	0.0010	0.00020	1	12/05/24 17:00	12/09/24 20:43	7440-28-0	
7470 Mercury	Analytical Method: EPA 7470A Preparation Method: EPA 7470A								
	Pace Analytical Services - Peachtree Corners, GA								
Mercury	ND	mg/L	0.00020	0.00013	1	12/12/24 16:00	12/13/24 09:53	7439-97-6	
2540C Total Dissolved Solids	Analytical Method: SM 2540C-2015								
	Pace Analytical Services - Peachtree Corners, GA								
Total Dissolved Solids	**486**	mg/L	25.0	25.0	1		12/09/24 11:55		
2320B Alkalinity	Analytical Method: SM 2320B-2011								
	Pace Analytical Services - Asheville								
Alkalinity,Bicarbonate (CaCO3)	**122**	mg/L	5.0	5.0	1		12/09/24 19:38		
Alkalinity,Carbonate (CaCO3)	ND	mg/L	5.0	5.0	1		12/09/24 19:38		
Alkalinity, Total as CaCO3	**122**	mg/L	5.0	5.0	1		12/09/24 19:38		
4500S2D Sulfide Water	Analytical Method: SM 4500-S2D-2011								
	Pace Analytical Services - Asheville								
Sulfide	ND	mg/L	0.10	0.022	1		12/07/24 04:01	18496-25-8	
300.0 IC Anions 28 Days	Analytical Method: EPA 300.0 Rev 2.1 1993								
	Pace Analytical Services - Asheville								
Chloride	**44.0**	mg/L	1.0	0.60	1		12/06/24 13:07	16887-00-6	

This report shall not be reproduced, except in full,
without the written consent of Pace Analytical Services, LLC.

Pace Analytical Services, LLC
9800 Kincey Ave. Suite 100
Huntersville, NC 28078
(704)875-9092

ANALYTICAL RESULTS

Project: Hammond AP-1
Pace Project No.: 92767477

Sample: HAM-PT-11 **Lab ID: 92767477005** Collected: 12/03/24 14:37 Received: 12/05/24 11:35 Matrix: Water

Parameters	Results	Units	Report Limit	MDL	DF	Prepared	Analyzed	CAS No.	Qual
300.0 IC Anions 28 Days	Analytical Method: EPA 300.0 Rev 2.1 1993 Pace Analytical Services - Asheville								
Fluoride	**0.31**	mg/L	0.10	0.050	1		12/06/24 13:07	16984-48-8	
Sulfate	**139**	mg/L	3.0	1.5	3		12/06/24 19:01	14808-79-8	

This report shall not be reproduced, except in full,
without the written consent of Pace Analytical Services, LLC.

Pace Analytical Services, LLC
9800 Kincey Ave. Suite 100
Huntersville, NC 28078
(704)875-9092

ANALYTICAL RESULTS

Project: Hammond AP-1
Pace Project No.: 92767477

Sample: HAM-PT-12 **Lab ID: 92767477006** Collected: 12/03/24 13:57 Received: 12/05/24 11:35 Matrix: Water

Parameters	Results	Units	Report Limit	MDL	DF	Prepared	Analyzed	CAS No.	Qual
6010D ATL ICP	Analytical Method: EPA 6010D Preparation Method: EPA 3010A								
	Pace Analytical Services - Peachtree Corners, GA								
Iron	**0.33**	mg/L	0.040	0.025	1	12/05/24 17:27	12/06/24 04:37	7439-89-6	
Manganese	**0.86**	mg/L	0.040	0.011	1	12/05/24 17:27	12/06/24 04:37	7439-96-5	
Potassium	**6.1**	mg/L	0.50	0.15	1	12/05/24 17:27	12/06/24 04:37	7440-09-7	
Sodium	**10.9**	mg/L	1.0	0.58	1	12/05/24 17:27	12/06/24 04:37	7440-23-5	
Calcium	**105**	mg/L	1.0	0.12	1	12/05/24 17:27	12/06/24 04:37	7440-70-2	
Magnesium	**28.7**	mg/L	0.050	0.012	1	12/05/24 17:27	12/06/24 04:37	7439-95-4	
6020 MET ICPMS	Analytical Method: EPA 6020B Preparation Method: EPA 3005A								
	Pace Analytical Services - Peachtree Corners, GA								
Antimony	ND	mg/L	0.0030	0.00038	1	12/05/24 17:00	12/09/24 20:47	7440-36-0	
Arsenic	**0.0027J**	mg/L	0.0050	0.0016	1	12/05/24 17:00	12/09/24 20:47	7440-38-2	
Barium	**0.062**	mg/L	0.0050	0.00019	1	12/05/24 17:00	12/09/24 20:47	7440-39-3	
Beryllium	**0.000057J**	mg/L	0.00050	0.000026	1	12/05/24 17:00	12/09/24 20:47	7440-41-7	
Boron	**1.6**	mg/L	0.050	0.014	1	12/05/24 17:00	12/10/24 17:03	7440-42-8	
Cadmium	**0.00028J**	mg/L	0.00050	0.000041	1	12/05/24 17:00	12/09/24 20:47	7440-43-9	
Chromium	**0.00067J**	mg/L	0.0050	0.00015	1	12/05/24 17:00	12/09/24 20:47	7440-47-3	
Cobalt	**0.0035J**	mg/L	0.0050	0.000098	1	12/05/24 17:00	12/09/24 20:47	7440-48-4	
Lead	**0.000093J**	mg/L	0.0010	0.000076	1	12/05/24 17:00	12/09/24 20:47	7439-92-1	
Lithium	**0.0023J**	mg/L	0.030	0.00028	1	12/05/24 17:00	12/09/24 20:47	7439-93-2	
Molybdenum	**0.16**	mg/L	0.010	0.00035	1	12/05/24 17:00	12/09/24 20:47	7439-98-7	
Selenium	ND	mg/L	0.0050	0.00092	1	12/05/24 17:00	12/09/24 20:47	7782-49-2	
Thallium	ND	mg/L	0.0010	0.00020	1	12/05/24 17:00	12/09/24 20:47	7440-28-0	
7470 Mercury	Analytical Method: EPA 7470A Preparation Method: EPA 7470A								
	Pace Analytical Services - Peachtree Corners, GA								
Mercury	ND	mg/L	0.00020	0.00013	1	12/12/24 16:00	12/13/24 09:56	7439-97-6	
2540C Total Dissolved Solids	Analytical Method: SM 2540C-2015								
	Pace Analytical Services - Peachtree Corners, GA								
Total Dissolved Solids	**526**	mg/L	25.0	25.0	1		12/09/24 11:55		
2320B Alkalinity	Analytical Method: SM 2320B-2011								
	Pace Analytical Services - Asheville								
Alkalinity,Bicarbonate (CaCO3)	**116**	mg/L	5.0	5.0	1		12/09/24 19:47		
Alkalinity,Carbonate (CaCO3)	ND	mg/L	5.0	5.0	1		12/09/24 19:47		
Alkalinity, Total as CaCO3	**116**	mg/L	5.0	5.0	1		12/09/24 19:47		
4500S2D Sulfide Water	Analytical Method: SM 4500-S2D-2011								
	Pace Analytical Services - Asheville								
Sulfide	ND	mg/L	0.10	0.022	1		12/07/24 04:02	18496-25-8	
300.0 IC Anions 28 Days	Analytical Method: EPA 300.0 Rev 2.1 1993								
	Pace Analytical Services - Asheville								
Chloride	**44.2**	mg/L	1.0	0.60	1		12/06/24 13:22	16887-00-6	

This report shall not be reproduced, except in full,
without the written consent of Pace Analytical Services, LLC.

Pace Analytical Services, LLC
9800 Kincey Ave. Suite 100
Huntersville, NC 28078
(704)875-9092

ANALYTICAL RESULTS

Project: Hammond AP-1
Pace Project No.: 92767477

Sample: HAM-PT-12 **Lab ID: 92767477006** Collected: 12/03/24 13:57 Received: 12/05/24 11:35 Matrix: Water

Parameters	Results	Units	Report Limit	MDL	DF	Prepared	Analyzed	CAS No.	Qual
300.0 IC Anions 28 Days	Analytical Method: EPA 300.0 Rev 2.1 1993 Pace Analytical Services - Asheville								
Fluoride	**0.30**	mg/L	0.10	0.050	1		12/06/24 13:22	16984-48-8	
Sulfate	**179**	mg/L	4.0	2.0	4		12/06/24 19:15	14808-79-8	

This report shall not be reproduced, except in full,
without the written consent of Pace Analytical Services, LLC.

Pace Analytical Services, LLC
9800 Kincey Ave. Suite 100
Huntersville, NC 28078
(704)875-9092

ANALYTICAL RESULTS

Project: Hammond AP-1
Pace Project No.: 92767477

Sample: HAM-PT-13 **Lab ID: 92767477007** Collected: 12/02/24 13:17 Received: 12/05/24 11:35 Matrix: Water

Parameters	Results	Units	Report Limit	MDL	DF	Prepared	Analyzed	CAS No.	Qual
6010D ATL ICP	Analytical Method: EPA 6010D Preparation Method: EPA 3010A								
	Pace Analytical Services - Peachtree Corners, GA								
Iron	**9.5**	mg/L	0.040	0.025	1	12/05/24 17:27	12/06/24 04:41	7439-89-6	
Manganese	**3.0**	mg/L	0.040	0.011	1	12/05/24 17:27	12/06/24 04:41	7439-96-5	
Potassium	**6.1**	mg/L	0.50	0.15	1	12/05/24 17:27	12/06/24 04:41	7440-09-7	
Sodium	**10.1**	mg/L	1.0	0.58	1	12/05/24 17:27	12/06/24 04:41	7440-23-5	
Calcium	**129**	mg/L	1.0	0.12	1	12/05/24 17:27	12/06/24 04:41	7440-70-2	
Magnesium	**17.8**	mg/L	0.050	0.012	1	12/05/24 17:27	12/06/24 04:41	7439-95-4	
6020 MET ICPMS	Analytical Method: EPA 6020B Preparation Method: EPA 3005A								
	Pace Analytical Services - Peachtree Corners, GA								
Antimony	ND	mg/L	0.0030	0.00038	1	12/05/24 17:00	12/09/24 20:51	7440-36-0	
Arsenic	**0.19**	mg/L	0.0050	0.0016	1	12/05/24 17:00	12/09/24 20:51	7440-38-2	
Barium	**0.047**	mg/L	0.0050	0.00019	1	12/05/24 17:00	12/09/24 20:51	7440-39-3	
Beryllium	**0.000082J**	mg/L	0.00050	0.000026	1	12/05/24 17:00	12/09/24 20:51	7440-41-7	
Boron	**0.70**	mg/L	0.050	0.014	1	12/05/24 17:00	12/10/24 17:36	7440-42-8	
Cadmium	**0.000054J**	mg/L	0.00050	0.000041	1	12/05/24 17:00	12/09/24 20:51	7440-43-9	
Chromium	**0.00039J**	mg/L	0.0050	0.00015	1	12/05/24 17:00	12/09/24 20:51	7440-47-3	
Cobalt	**0.023**	mg/L	0.0050	0.000098	1	12/05/24 17:00	12/09/24 20:51	7440-48-4	
Lead	**0.00011J**	mg/L	0.0010	0.000076	1	12/05/24 17:00	12/09/24 20:51	7439-92-1	
Lithium	**0.058**	mg/L	0.030	0.00028	1	12/05/24 17:00	12/09/24 20:51	7439-93-2	
Molybdenum	**0.0085J**	mg/L	0.010	0.00035	1	12/05/24 17:00	12/09/24 20:51	7439-98-7	
Selenium	**0.0011J**	mg/L	0.0050	0.00092	1	12/05/24 17:00	12/09/24 20:51	7782-49-2	
Thallium	**0.00023J**	mg/L	0.0010	0.00020	1	12/05/24 17:00	12/09/24 20:51	7440-28-0	
7470 Mercury	Analytical Method: EPA 7470A Preparation Method: EPA 7470A								
	Pace Analytical Services - Peachtree Corners, GA								
Mercury	ND	mg/L	0.00020	0.00013	1	12/12/24 16:00	12/13/24 09:58	7439-97-6	
2540C Total Dissolved Solids	Analytical Method: SM 2540C-2015								
	Pace Analytical Services - Peachtree Corners, GA								
Total Dissolved Solids	**528**	mg/L	25.0	25.0	1		12/06/24 12:08		
2320B Alkalinity	Analytical Method: SM 2320B-2011								
	Pace Analytical Services - Asheville								
Alkalinity,Bicarbonate (CaCO3)	**145**	mg/L	5.0	5.0	1		12/09/24 17:58		
Alkalinity,Carbonate (CaCO3)	ND	mg/L	5.0	5.0	1		12/09/24 17:58		
Alkalinity, Total as CaCO3	**145**	mg/L	5.0	5.0	1		12/09/24 17:58		
4500S2D Sulfide Water	Analytical Method: SM 4500-S2D-2011								
	Pace Analytical Services - Asheville								
Sulfide	ND	mg/L	0.10	0.022	1		12/07/24 03:56	18496-25-8	
300.0 IC Anions 28 Days	Analytical Method: EPA 300.0 Rev 2.1 1993								
	Pace Analytical Services - Asheville								
Chloride	**18.6**	mg/L	1.0	0.60	1		12/06/24 13:37	16887-00-6	

REPORT OF LABORATORY ANALYSIS

This report shall not be reproduced, except in full,
without the written consent of Pace Analytical Services, LLC.

Pace Analytical Services, LLC
9800 Kincey Ave. Suite 100
Huntersville, NC 28078
(704)875-9092

ANALYTICAL RESULTS

Project: Hammond AP-1
Pace Project No.: 92767477

Sample: HAM-PT-13 **Lab ID: 92767477007** Collected: 12/02/24 13:17 Received: 12/05/24 11:35 Matrix: Water

Parameters	Results	Units	Report Limit	MDL	DF	Prepared	Analyzed	CAS No.	Qual
300.0 IC Anions 28 Days	Analytical Method: EPA 300.0 Rev 2.1 1993 Pace Analytical Services - Asheville								
Fluoride	**0.37**	mg/L	0.10	0.050	1		12/06/24 13:37	16984-48-8	
Sulfate	**200**	mg/L	4.0	2.0	4		12/06/24 19:30	14808-79-8	

This report shall not be reproduced, except in full,
without the written consent of Pace Analytical Services, LLC.

Pace Analytical Services, LLC
9800 Kincey Ave. Suite 100
Huntersville, NC 28078
(704)875-9092

ANALYTICAL RESULTS

Project: Hammond AP-1
Pace Project No.: 92767477

Sample: HAM-PT-14 **Lab ID: 92767477008** Collected: 12/02/24 14:35 Received: 12/05/24 11:35 Matrix: Water

Parameters	Results	Units	Report Limit	MDL	DF	Prepared	Analyzed	CAS No.	Qual
6010D ATL ICP	Analytical Method: EPA 6010D Preparation Method: EPA 3010A								
	Pace Analytical Services - Peachtree Corners, GA								
Iron	**14.2**	mg/L	0.040	0.025	1	12/05/24 17:27	12/06/24 16:54	7439-89-6	
Manganese	**2.9**	mg/L	0.040	0.011	1	12/05/24 17:27	12/06/24 16:54	7439-96-5	
Potassium	**6.1**	mg/L	0.50	0.15	1	12/05/24 17:27	12/06/24 16:54	7440-09-7	
Sodium	**8.0**	mg/L	1.0	0.58	1	12/05/24 17:27	12/06/24 16:54	7440-23-5	
Calcium	**137**	mg/L	1.0	0.12	1	12/05/24 17:27	12/06/24 16:54	7440-70-2	
Magnesium	**18.9**	mg/L	0.050	0.012	1	12/05/24 17:27	12/06/24 16:54	7439-95-4	
6020 MET ICPMS	Analytical Method: EPA 6020B Preparation Method: EPA 3005A								
	Pace Analytical Services - Peachtree Corners, GA								
Antimony	ND	mg/L	0.0030	0.00038	1	12/05/24 17:00	12/09/24 20:55	7440-36-0	
Arsenic	**0.27**	mg/L	0.0050	0.0016	1	12/05/24 17:00	12/09/24 20:55	7440-38-2	
Barium	**0.043**	mg/L	0.0050	0.00019	1	12/05/24 17:00	12/09/24 20:55	7440-39-3	
Beryllium	**0.000056J**	mg/L	0.00050	0.000026	1	12/05/24 17:00	12/09/24 20:55	7440-41-7	
Boron	**0.74**	mg/L	0.050	0.014	1	12/05/24 17:00	12/10/24 17:40	7440-42-8	
Cadmium	ND	mg/L	0.00050	0.000041	1	12/05/24 17:00	12/09/24 20:55	7440-43-9	
Chromium	**0.00036J**	mg/L	0.0050	0.00015	1	12/05/24 17:00	12/09/24 20:55	7440-47-3	
Cobalt	**0.024**	mg/L	0.0050	0.000098	1	12/05/24 17:00	12/09/24 20:55	7440-48-4	
Lead	**0.00015J**	mg/L	0.0010	0.000076	1	12/05/24 17:00	12/09/24 20:55	7439-92-1	
Lithium	**0.054**	mg/L	0.030	0.00028	1	12/05/24 17:00	12/09/24 20:55	7439-93-2	
Molybdenum	**0.016**	mg/L	0.010	0.00035	1	12/05/24 17:00	12/09/24 20:55	7439-98-7	
Selenium	**0.0010J**	mg/L	0.0050	0.00092	1	12/05/24 17:00	12/09/24 20:55	7782-49-2	
Thallium	ND	mg/L	0.0010	0.00020	1	12/05/24 17:00	12/09/24 20:55	7440-28-0	
7470 Mercury	Analytical Method: EPA 7470A Preparation Method: EPA 7470A								
	Pace Analytical Services - Peachtree Corners, GA								
Mercury	ND	mg/L	0.00020	0.00013	1	12/12/24 16:00	12/13/24 10:01	7439-97-6	
2540C Total Dissolved Solids	Analytical Method: SM 2540C-2015								
	Pace Analytical Services - Peachtree Corners, GA								
Total Dissolved Solids	**560**	mg/L	25.0	25.0	1		12/06/24 12:09		
2320B Alkalinity	Analytical Method: SM 2320B-2011								
	Pace Analytical Services - Asheville								
Alkalinity,Bicarbonate (CaCO3)	**149**	mg/L	5.0	5.0	1		12/09/24 18:08		
Alkalinity,Carbonate (CaCO3)	ND	mg/L	5.0	5.0	1		12/09/24 18:08		
Alkalinity, Total as CaCO3	**149**	mg/L	5.0	5.0	1		12/09/24 18:08		
4500S2D Sulfide Water	Analytical Method: SM 4500-S2D-2011								
	Pace Analytical Services - Asheville								
Sulfide	ND	mg/L	0.10	0.022	1		12/07/24 03:56	18496-25-8	
300.0 IC Anions 28 Days	Analytical Method: EPA 300.0 Rev 2.1 1993								
	Pace Analytical Services - Asheville								
Chloride	**17.8**	mg/L	1.0	0.60	1		12/06/24 19:26	16887-00-6	

This report shall not be reproduced, except in full,
without the written consent of Pace Analytical Services, LLC.

Pace Analytical Services, LLC
9800 Kincey Ave. Suite 100
Huntersville, NC 28078
(704)875-9092

ANALYTICAL RESULTS

Project: Hammond AP-1
Pace Project No.: 92767477

Sample: HAM-PT-14 **Lab ID: 92767477008** Collected: 12/02/24 14:35 Received: 12/05/24 11:35 Matrix: Water

Parameters	Results	Units	Report Limit	MDL	DF	Prepared	Analyzed	CAS No.	Qual
300.0 IC Anions 28 Days	Analytical Method: EPA 300.0 Rev 2.1 1993 Pace Analytical Services - Asheville								
Fluoride	**0.31**	mg/L	0.10	0.050	1		12/06/24 19:26	16984-48-8	
Sulfate	**184**	mg/L	5.0	2.5	5		12/06/24 20:44	14808-79-8	

This report shall not be reproduced, except in full,
without the written consent of Pace Analytical Services, LLC.

Pace Analytical Services, LLC
9800 Kincey Ave. Suite 100
Huntersville, NC 28078
(704)875-9092

ANALYTICAL RESULTS

Project: Hammond AP-1
Pace Project No.: 92767477

Sample: HAM-PT-15 **Lab ID: 92767477009** Collected: 12/02/24 16:25 Received: 12/05/24 11:35 Matrix: Water

Parameters	Results	Units	Report Limit	MDL	DF	Prepared	Analyzed	CAS No.	Qual
6010D ATL ICP	Analytical Method: EPA 6010D Preparation Method: EPA 3010A								
	Pace Analytical Services - Peachtree Corners, GA								
Iron	**0.38**	mg/L	0.040	0.025	1	12/05/24 17:27	12/06/24 04:51	7439-89-6	
Manganese	**2.4**	mg/L	0.040	0.011	1	12/05/24 17:27	12/06/24 04:51	7439-96-5	
Potassium	**6.1**	mg/L	0.50	0.15	1	12/05/24 17:27	12/06/24 04:51	7440-09-7	
Sodium	**9.3**	mg/L	1.0	0.58	1	12/05/24 17:27	12/06/24 04:51	7440-23-5	
Calcium	**129**	mg/L	1.0	0.12	1	12/05/24 17:27	12/06/24 04:51	7440-70-2	
Magnesium	**14.6**	mg/L	0.050	0.012	1	12/05/24 17:27	12/06/24 04:51	7439-95-4	
6020 MET ICPMS	Analytical Method: EPA 6020B Preparation Method: EPA 3005A								
	Pace Analytical Services - Peachtree Corners, GA								
Antimony	**0.00063J**	mg/L	0.0030	0.00038	1	12/05/24 17:00	12/09/24 20:59	7440-36-0	
Arsenic	**0.024**	mg/L	0.0050	0.0016	1	12/05/24 17:00	12/09/24 20:59	7440-38-2	
Barium	**0.051**	mg/L	0.0050	0.00019	1	12/05/24 17:00	12/09/24 20:59	7440-39-3	
Beryllium	**0.000062J**	mg/L	0.00050	0.000026	1	12/05/24 17:00	12/09/24 20:59	7440-41-7	
Boron	**0.86**	mg/L	0.050	0.014	1	12/05/24 17:00	12/10/24 17:44	7440-42-8	
Cadmium	**0.00025J**	mg/L	0.00050	0.000041	1	12/05/24 17:00	12/09/24 20:59	7440-43-9	
Chromium	**0.00026J**	mg/L	0.0050	0.00015	1	12/05/24 17:00	12/09/24 20:59	7440-47-3	
Cobalt	**0.025**	mg/L	0.0050	0.000098	1	12/05/24 17:00	12/09/24 20:59	7440-48-4	
Lead	ND	mg/L	0.0010	0.000076	1	12/05/24 17:00	12/09/24 20:59	7439-92-1	
Lithium	**0.041**	mg/L	0.030	0.00028	1	12/05/24 17:00	12/09/24 20:59	7439-93-2	
Molybdenum	**0.015**	mg/L	0.010	0.00035	1	12/05/24 17:00	12/09/24 20:59	7439-98-7	
Selenium	**0.0017J**	mg/L	0.0050	0.00092	1	12/05/24 17:00	12/09/24 20:59	7782-49-2	
Thallium	**0.00044J**	mg/L	0.0010	0.00020	1	12/05/24 17:00	12/09/24 20:59	7440-28-0	
7470 Mercury	Analytical Method: EPA 7470A Preparation Method: EPA 7470A								
	Pace Analytical Services - Peachtree Corners, GA								
Mercury	ND	mg/L	0.00020	0.00013	1	12/12/24 16:00	12/13/24 10:04	7439-97-6	
2540C Total Dissolved Solids	Analytical Method: SM 2540C-2015								
	Pace Analytical Services - Peachtree Corners, GA								
Total Dissolved Solids	**497**	mg/L	25.0	25.0	1		12/06/24 12:09		
2320B Alkalinity	Analytical Method: SM 2320B-2011								
	Pace Analytical Services - Asheville								
Alkalinity,Bicarbonate (CaCO3)	**141**	mg/L	5.0	5.0	1		12/09/24 18:18		
Alkalinity,Carbonate (CaCO3)	ND	mg/L	5.0	5.0	1		12/09/24 18:18		
Alkalinity, Total as CaCO3	**141**	mg/L	5.0	5.0	1		12/09/24 18:18		
4500S2D Sulfide Water	Analytical Method: SM 4500-S2D-2011								
	Pace Analytical Services - Asheville								
Sulfide	ND	mg/L	0.10	0.022	1		12/07/24 03:57	18496-25-8	
300.0 IC Anions 28 Days	Analytical Method: EPA 300.0 Rev 2.1 1993								
	Pace Analytical Services - Asheville								
Chloride	**17.4**	mg/L	1.0	0.60	1		12/06/24 19:42	16887-00-6	

This report shall not be reproduced, except in full,
without the written consent of Pace Analytical Services, LLC.

Pace Analytical Services, LLC
9800 Kincey Ave. Suite 100
Huntersville, NC 28078
(704)875-9092

ANALYTICAL RESULTS

Project: Hammond AP-1
Pace Project No.: 92767477

Sample: HAM-PT-15 **Lab ID: 92767477009** Collected: 12/02/24 16:25 Received: 12/05/24 11:35 Matrix: Water

Parameters	Results	Units	Report Limit	MDL	DF	Prepared	Analyzed	CAS No.	Qual
300.0 IC Anions 28 Days	Analytical Method: EPA 300.0 Rev 2.1 1993 Pace Analytical Services - Asheville								
Fluoride	**0.37**	mg/L	0.10	0.050	1		12/06/24 19:42	16984-48-8	
Sulfate	**175**	mg/L	4.0	2.0	4		12/06/24 21:31	14808-79-8	

This report shall not be reproduced, except in full,
without the written consent of Pace Analytical Services, LLC.

Pace Analytical Services, LLC
9800 Kincey Ave. Suite 100
Huntersville, NC 28078
(704)875-9092

ANALYTICAL RESULTS

Project: Hammond AP-1
Pace Project No.: 92767477

Sample: HAM-AP1-EB-01 **Lab ID: 92767477010** Collected: 12/03/24 15:50 Received: 12/05/24 11:35 Matrix: Water

Parameters	Results	Units	Report Limit	MDL	DF	Prepared	Analyzed	CAS No.	Qual
6010D ATL ICP	Analytical Method: EPA 6010D Preparation Method: EPA 3010A								
	Pace Analytical Services - Peachtree Corners, GA								
Iron	**0.037J**	mg/L	0.040	0.025	1	12/05/24 17:27	12/06/24 05:01	7439-89-6	
Manganese	ND	mg/L	0.040	0.011	1	12/05/24 17:27	12/06/24 05:01	7439-96-5	
Potassium	ND	mg/L	0.50	0.15	1	12/05/24 17:27	12/06/24 05:01	7440-09-7	
Sodium	**1.1**	mg/L	1.0	0.58	1	12/05/24 17:27	12/06/24 05:01	7440-23-5	
Calcium	**0.62J**	mg/L	1.0	0.12	1	12/05/24 17:27	12/06/24 05:01	7440-70-2	
Magnesium	**0.14**	mg/L	0.050	0.012	1	12/05/24 17:27	12/06/24 05:01	7439-95-4	
6020 MET ICPMS	Analytical Method: EPA 6020B Preparation Method: EPA 3005A								
	Pace Analytical Services - Peachtree Corners, GA								
Antimony	ND	mg/L	0.0030	0.00038	1	12/05/24 17:00	12/09/24 21:07	7440-36-0	
Arsenic	ND	mg/L	0.0050	0.0016	1	12/05/24 17:00	12/09/24 21:07	7440-38-2	
Barium	**0.0037J**	mg/L	0.0050	0.00019	1	12/05/24 17:00	12/10/24 16:14	7440-39-3	
Beryllium	ND	mg/L	0.00050	0.000026	1	12/05/24 17:00	12/09/24 21:07	7440-41-7	
Boron	ND	mg/L	0.050	0.014	1	12/05/24 17:00	12/10/24 16:14	7440-42-8	
Cadmium	ND	mg/L	0.00050	0.000041	1	12/05/24 17:00	12/09/24 21:07	7440-43-9	
Chromium	**0.00078J**	mg/L	0.0050	0.00015	1	12/05/24 17:00	12/09/24 21:07	7440-47-3	
Cobalt	ND	mg/L	0.0050	0.000098	1	12/05/24 17:00	12/09/24 21:07	7440-48-4	
Lead	**0.00047J**	mg/L	0.0010	0.000076	1	12/05/24 17:00	12/09/24 21:07	7439-92-1	
Lithium	ND	mg/L	0.030	0.00028	1	12/05/24 17:00	12/09/24 21:07	7439-93-2	
Molybdenum	ND	mg/L	0.010	0.00035	1	12/05/24 17:00	12/09/24 21:07	7439-98-7	
Selenium	ND	mg/L	0.0050	0.00092	1	12/05/24 17:00	12/09/24 21:07	7782-49-2	
Thallium	ND	mg/L	0.0010	0.00020	1	12/05/24 17:00	12/09/24 21:07	7440-28-0	
7470 Mercury	Analytical Method: EPA 7470A Preparation Method: EPA 7470A								
	Pace Analytical Services - Peachtree Corners, GA								
Mercury	ND	mg/L	0.00020	0.00013	1	12/12/24 16:00	12/13/24 10:06	7439-97-6	
2540C Total Dissolved Solids	Analytical Method: SM 2540C-2015								
	Pace Analytical Services - Peachtree Corners, GA								
Total Dissolved Solids	**40.0**	mg/L	25.0	25.0	1		12/09/24 11:56		
2320B Alkalinity	Analytical Method: SM 2320B-2011								
	Pace Analytical Services - Asheville								
Alkalinity,Bicarbonate (CaCO3)	ND	mg/L	5.0	5.0	1		12/09/24 19:55		
Alkalinity,Carbonate (CaCO3)	ND	mg/L	5.0	5.0	1		12/09/24 19:55		
Alkalinity, Total as CaCO3	ND	mg/L	5.0	5.0	1		12/09/24 19:55		
4500S2D Sulfide Water	Analytical Method: SM 4500-S2D-2011								
	Pace Analytical Services - Asheville								
Sulfide	ND	mg/L	0.10	0.022	1		12/07/24 04:03	18496-25-8	
300.0 IC Anions 28 Days	Analytical Method: EPA 300.0 Rev 2.1 1993								
	Pace Analytical Services - Asheville								
Chloride	ND	mg/L	1.0	0.60	1		12/06/24 12:34	16887-00-6	

This report shall not be reproduced, except in full,
without the written consent of Pace Analytical Services, LLC.

Pace Analytical Services, LLC
9800 Kincey Ave. Suite 100
Huntersville, NC 28078
(704)875-9092

ANALYTICAL RESULTS

Project: Hammond AP-1
Pace Project No.: 92767477

Sample: HAM-AP1-EB-01 **Lab ID: 92767477010** Collected: 12/03/24 15:50 Received: 12/05/24 11:35 Matrix: Water

Parameters	Results	Units	Report Limit	MDL	DF	Prepared	Analyzed	CAS No.	Qual
300.0 IC Anions 28 Days	Analytical Method: EPA 300.0 Rev 2.1 1993 Pace Analytical Services - Asheville								
Fluoride	ND	mg/L	0.10	0.050	1		12/06/24 12:34	16984-48-8	
Sulfate	ND	mg/L	1.0	0.50	1		12/06/24 12:34	14808-79-8	

This report shall not be reproduced, except in full,
without the written consent of Pace Analytical Services, LLC.

Pace Analytical Services, LLC
9800 Kincey Ave. Suite 100
Huntersville, NC 28078
(704)875-9092

ANALYTICAL RESULTS

Project: Hammond AP-1
Pace Project No.: 92767477

Sample: HAM-AP1-FB-01 **Lab ID: 92767477011** Collected: 12/03/24 15:45 Received: 12/05/24 11:35 Matrix: Water

Parameters	Results	Units	Report Limit	MDL	DF	Prepared	Analyzed	CAS No.	Qual
6010D ATL ICP	Analytical Method: EPA 6010D Preparation Method: EPA 3010A								
	Pace Analytical Services - Peachtree Corners, GA								
Iron	ND	mg/L	0.040	0.025	1	12/05/24 17:27	12/06/24 05:06	7439-89-6	
Manganese	ND	mg/L	0.040	0.011	1	12/05/24 17:27	12/06/24 05:06	7439-96-5	
Potassium	ND	mg/L	0.50	0.15	1	12/05/24 17:27	12/06/24 05:06	7440-09-7	
Sodium	ND	mg/L	1.0	0.58	1	12/05/24 17:27	12/06/24 05:06	7440-23-5	
Calcium	**0.18J**	mg/L	1.0	0.12	1	12/05/24 17:27	12/06/24 05:06	7440-70-2	
Magnesium	**0.027J**	mg/L	0.050	0.012	1	12/05/24 17:27	12/06/24 05:06	7439-95-4	
6020 MET ICPMS	Analytical Method: EPA 6020B Preparation Method: EPA 3005A								
	Pace Analytical Services - Peachtree Corners, GA								
Antimony	ND	mg/L	0.0030	0.00038	1	12/05/24 17:00	12/09/24 21:19	7440-36-0	
Arsenic	ND	mg/L	0.0050	0.0016	1	12/05/24 17:00	12/09/24 21:19	7440-38-2	
Barium	**0.00084J**	mg/L	0.0050	0.00019	1	12/05/24 17:00	12/09/24 21:19	7440-39-3	
Beryllium	ND	mg/L	0.00050	0.000026	1	12/05/24 17:00	12/09/24 21:19	7440-41-7	
Boron	**0.018J**	mg/L	0.050	0.014	1	12/05/24 17:00	12/09/24 21:19	7440-42-8	
Cadmium	ND	mg/L	0.00050	0.000041	1	12/05/24 17:00	12/09/24 21:19	7440-43-9	
Chromium	**0.00033J**	mg/L	0.0050	0.00015	1	12/05/24 17:00	12/09/24 21:19	7440-47-3	
Cobalt	ND	mg/L	0.0050	0.000098	1	12/05/24 17:00	12/09/24 21:19	7440-48-4	
Lead	**0.00010J**	mg/L	0.0010	0.000076	1	12/05/24 17:00	12/09/24 21:19	7439-92-1	
Lithium	ND	mg/L	0.030	0.00028	1	12/05/24 17:00	12/09/24 21:19	7439-93-2	
Molybdenum	ND	mg/L	0.010	0.00035	1	12/05/24 17:00	12/09/24 21:19	7439-98-7	
Selenium	ND	mg/L	0.0050	0.00092	1	12/05/24 17:00	12/09/24 21:19	7782-49-2	
Thallium	ND	mg/L	0.0010	0.00020	1	12/05/24 17:00	12/09/24 21:19	7440-28-0	
7470 Mercury	Analytical Method: EPA 7470A Preparation Method: EPA 7470A								
	Pace Analytical Services - Peachtree Corners, GA								
Mercury	ND	mg/L	0.00020	0.00013	1	12/12/24 16:00	12/13/24 10:09	7439-97-6	
2540C Total Dissolved Solids	Analytical Method: SM 2540C-2015								
	Pace Analytical Services - Peachtree Corners, GA								
Total Dissolved Solids	ND	mg/L	25.0	25.0	1		12/09/24 11:56		
2320B Alkalinity	Analytical Method: SM 2320B-2011								
	Pace Analytical Services - Asheville								
Alkalinity,Bicarbonate (CaCO3)	ND	mg/L	5.0	5.0	1		12/09/24 20:00		
Alkalinity,Carbonate (CaCO3)	ND	mg/L	5.0	5.0	1		12/09/24 20:00		
Alkalinity, Total as CaCO3	ND	mg/L	5.0	5.0	1		12/09/24 20:00		
4500S2D Sulfide Water	Analytical Method: SM 4500-S2D-2011								
	Pace Analytical Services - Asheville								
Sulfide	ND	mg/L	0.10	0.022	1		12/07/24 04:03	18496-25-8	
300.0 IC Anions 28 Days	Analytical Method: EPA 300.0 Rev 2.1 1993								
	Pace Analytical Services - Asheville								
Chloride	ND	mg/L	1.0	0.60	1		12/06/24 12:50	16887-00-6	

This report shall not be reproduced, except in full,
without the written consent of Pace Analytical Services, LLC.

Pace Analytical Services, LLC
9800 Kincey Ave. Suite 100
Huntersville, NC 28078
(704)875-9092

ANALYTICAL RESULTS

Project: Hammond AP-1
Pace Project No.: 92767477

Sample: HAM-AP1-FB-01 **Lab ID: 92767477011** Collected: 12/03/24 15:45 Received: 12/05/24 11:35 Matrix: Water

Parameters	Results	Units	Report Limit	MDL	DF	Prepared	Analyzed	CAS No.	Qual
300.0 IC Anions 28 Days	Analytical Method: EPA 300.0 Rev 2.1 1993 Pace Analytical Services - Asheville								
Fluoride	ND	mg/L	0.10	0.050	1		12/06/24 12:50	16984-48-8	
Sulfate	ND	mg/L	1.0	0.50	1		12/06/24 12:50	14808-79-8	

This report shall not be reproduced, except in full,
without the written consent of Pace Analytical Services, LLC.

Pace Analytical Services, LLC
9800 Kincey Ave. Suite 100
Huntersville, NC 28078
(704)875-9092

ANALYTICAL RESULTS

Project: Hammond AP-1
Pace Project No.: 92767477

Sample: HAM-AP1-FD-01 **Lab ID: 92767477012** Collected: 12/03/24 00:00 Received: 12/05/24 11:35 Matrix: Water

Parameters	Results	Units	Report Limit	MDL	DF	Prepared	Analyzed	CAS No.	Qual
6010D ATL ICP	Analytical Method: EPA 6010D Preparation Method: EPA 3010A								
	Pace Analytical Services - Peachtree Corners, GA								
Iron	**0.029J**	mg/L	0.040	0.025	1	12/05/24 17:27	12/06/24 05:11	7439-89-6	
Manganese	**0.37**	mg/L	0.040	0.011	1	12/05/24 17:27	12/06/24 05:11	7439-96-5	
Potassium	**7.1**	mg/L	0.50	0.15	1	12/05/24 17:27	12/06/24 05:11	7440-09-7	
Sodium	**8.9**	mg/L	1.0	0.58	1	12/05/24 17:27	12/06/24 05:11	7440-23-5	
Calcium	**113**	mg/L	1.0	0.12	1	12/05/24 17:27	12/06/24 05:11	7440-70-2	
Magnesium	**13.8**	mg/L	0.050	0.012	1	12/05/24 17:27	12/06/24 05:11	7439-95-4	
6020 MET ICPMS	Analytical Method: EPA 6020B Preparation Method: EPA 3005A								
	Pace Analytical Services - Peachtree Corners, GA								
Antimony	ND	mg/L	0.0030	0.00038	1	12/05/24 17:00	12/09/24 21:23	7440-36-0	
Arsenic	ND	mg/L	0.0050	0.0016	1	12/05/24 17:00	12/09/24 21:23	7440-38-2	
Barium	**0.047**	mg/L	0.0050	0.00019	1	12/05/24 17:00	12/09/24 21:23	7440-39-3	
Beryllium	ND	mg/L	0.00050	0.000026	1	12/05/24 17:00	12/09/24 21:23	7440-41-7	
Boron	**1.8**	mg/L	0.25	0.069	5	12/05/24 17:00	12/11/24 13:45	7440-42-8	
Cadmium	**0.00013J**	mg/L	0.00050	0.000041	1	12/05/24 17:00	12/09/24 21:23	7440-43-9	
Chromium	**0.00030J**	mg/L	0.0050	0.00015	1	12/05/24 17:00	12/09/24 21:23	7440-47-3	
Cobalt	**0.0015J**	mg/L	0.0050	0.000098	1	12/05/24 17:00	12/09/24 21:23	7440-48-4	
Lead	ND	mg/L	0.0010	0.000076	1	12/05/24 17:00	12/09/24 21:23	7439-92-1	
Lithium	**0.0010J**	mg/L	0.030	0.00028	1	12/05/24 17:00	12/09/24 21:23	7439-93-2	
Molybdenum	**0.17**	mg/L	0.010	0.00035	1	12/05/24 17:00	12/09/24 21:23	7439-98-7	
Selenium	**0.0012J**	mg/L	0.0050	0.00092	1	12/05/24 17:00	12/09/24 21:23	7782-49-2	
Thallium	ND	mg/L	0.0010	0.00020	1	12/05/24 17:00	12/09/24 21:23	7440-28-0	
7470 Mercury	Analytical Method: EPA 7470A Preparation Method: EPA 7470A								
	Pace Analytical Services - Peachtree Corners, GA								
Mercury	ND	mg/L	0.00020	0.00013	1	12/12/24 16:00	12/13/24 10:11	7439-97-6	
2540C Total Dissolved Solids	Analytical Method: SM 2540C-2015								
	Pace Analytical Services - Peachtree Corners, GA								
Total Dissolved Solids	**468**	mg/L	25.0	25.0	1		12/09/24 11:57		
2320B Alkalinity	Analytical Method: SM 2320B-2011								
	Pace Analytical Services - Asheville								
Alkalinity,Bicarbonate (CaCO3)	**121**	mg/L	5.0	5.0	1		12/09/24 20:13		
Alkalinity,Carbonate (CaCO3)	ND	mg/L	5.0	5.0	1		12/09/24 20:13		
Alkalinity, Total as CaCO3	**121**	mg/L	5.0	5.0	1		12/09/24 20:13		
4500S2D Sulfide Water	Analytical Method: SM 4500-S2D-2011								
	Pace Analytical Services - Asheville								
Sulfide	ND	mg/L	0.10	0.022	1		12/07/24 04:04	18496-25-8	
300.0 IC Anions 28 Days	Analytical Method: EPA 300.0 Rev 2.1 1993								
	Pace Analytical Services - Asheville								
Chloride	**46.0**	mg/L	1.0	0.60	1		12/07/24 18:43	16887-00-6	

This report shall not be reproduced, except in full,
without the written consent of Pace Analytical Services, LLC.

Pace Analytical Services, LLC
9800 Kincey Ave. Suite 100
Huntersville, NC 28078
(704)875-9092

ANALYTICAL RESULTS

Project: Hammond AP-1
Pace Project No.: 92767477

Sample: HAM-AP1-FD-01 **Lab ID: 92767477012** Collected: 12/03/24 00:00 Received: 12/05/24 11:35 Matrix: Water

Parameters	Results	Units	Report Limit	MDL	DF	Prepared	Analyzed	CAS No.	Qual
300.0 IC Anions 28 Days	Analytical Method: EPA 300.0 Rev 2.1 1993 Pace Analytical Services - Asheville								
Fluoride	**0.29**	mg/L	0.10	0.050	1		12/07/24 18:43	16984-48-8	
Sulfate	**132**	mg/L	3.0	1.5	3		12/08/24 04:55	14808-79-8	

This report shall not be reproduced, except in full,
without the written consent of Pace Analytical Services, LLC.

Pace Analytical Services, LLC
9800 Kincey Ave. Suite 100
Huntersville, NC 28078
(704)875-9092

QUALITY CONTROL DATA

Project: Hammond AP-1
Pace Project No.: 92767477

QC Batch: 900606
QC Batch Method: EPA 3010A
Analysis Method: EPA 6010D
Analysis Description: 6010D ATL
Laboratory: Pace Analytical Services - Peachtree Corners, GA
Associated Lab Samples: 92767477001, 92767477002, 92767477003, 92767477004, 92767477005, 92767477006, 92767477007, 92767477008, 92767477009, 92767477010, 92767477011, 92767477012

METHOD BLANK: 4635885
Matrix: Water
Associated Lab Samples: 92767477001, 92767477002, 92767477003, 92767477004, 92767477005, 92767477006, 92767477007, 92767477008, 92767477009, 92767477010, 92767477011, 92767477012

Parameter	Units	Blank Result	Reporting Limit	MDL	Analyzed	Qualifiers
Calcium	mg/L	ND	1.0	0.12	12/06/24 03:38	
Iron	mg/L	ND	0.040	0.025	12/06/24 03:38	
Magnesium	mg/L	ND	0.050	0.012	12/06/24 03:38	
Manganese	mg/L	ND	0.040	0.011	12/06/24 03:38	
Potassium	mg/L	ND	0.50	0.15	12/06/24 03:38	
Sodium	mg/L	ND	1.0	0.58	12/06/24 03:38	

LABORATORY CONTROL SAMPLE: 4635886

Parameter	Units	Spike Conc.	LCS Result	LCS % Rec	% Rec Limits	Qualifiers
Calcium	mg/L	1	1.1	107	80-120	
Iron	mg/L	1	1.1	107	80-120	
Magnesium	mg/L	1	1.1	106	80-120	
Manganese	mg/L	1	1.1	107	80-120	
Potassium	mg/L	1	1.1	111	80-120	
Sodium	mg/L	1	1.1	110	80-120	

MATRIX SPIKE & MATRIX SPIKE DUPLICATE: 4635887 4635888

Parameter	Units	92767477001 Result	MS Spike Conc.	MSD Spike Conc.	MS Result	MSD Result	MS % Rec	MSD % Rec	% Rec Limits	RPD	Max RPD	Qual
Calcium	mg/L	129	1	1	130	128	47	-83	75-125	1	20	M1
Iron	mg/L	7.7	1	1	8.6	8.7	98	99	75-125	0	20	
Magnesium	mg/L	17.7	1	1	18.8	18.5	111	87	75-125	1	20	
Manganese	mg/L	3.4	1	1	4.3	4.3	90	90	75-125	0	20	
Potassium	mg/L	6.0	1	1	7.1	7.1	114	112	75-125	0	20	
Sodium	mg/L	8.5	1	1	9.6	9.5	112	104	75-125	1	20	

Results presented on this page are in the units indicated by the "Units" column except where an alternate unit is presented to the right of the result.

This report shall not be reproduced, except in full,
without the written consent of Pace Analytical Services, LLC.

Pace Analytical Services, LLC
9800 Kincey Ave. Suite 100
Huntersville, NC 28078
(704)875-9092

QUALITY CONTROL DATA

Project: Hammond AP-1
Pace Project No.: 92767477

QC Batch: 900605
QC Batch Method: EPA 3005A
Analysis Method: EPA 6020B
Analysis Description: 6020 MET
Laboratory: Pace Analytical Services - Peachtree Corners, GA
Associated Lab Samples: 92767477001, 92767477002, 92767477003, 92767477004, 92767477005, 92767477006, 92767477007, 92767477008, 92767477009, 92767477010, 92767477011, 92767477012

METHOD BLANK: 4635874
Matrix: Water
Associated Lab Samples: 92767477001, 92767477002, 92767477003, 92767477004, 92767477005, 92767477006, 92767477007, 92767477008, 92767477009, 92767477010, 92767477011, 92767477012

Parameter	Units	Blank Result	Reporting Limit	MDL	Analyzed	Qualifiers
Antimony	mg/L	ND	0.0030	0.00038	12/10/24 15:58	
Arsenic	mg/L	ND	0.0050	0.0016	12/10/24 15:58	
Barium	mg/L	ND	0.0050	0.00019	12/10/24 15:58	
Beryllium	mg/L	ND	0.00050	0.000026	12/10/24 15:58	
Boron	mg/L	ND	0.050	0.014	12/10/24 15:58	
Cadmium	mg/L	ND	0.00050	0.000041	12/10/24 15:58	
Chromium	mg/L	ND	0.0050	0.00015	12/10/24 15:58	
Cobalt	mg/L	ND	0.0050	0.000098	12/10/24 15:58	
Lead	mg/L	ND	0.0010	0.000076	12/10/24 15:58	
Lithium	mg/L	ND	0.030	0.00028	12/10/24 15:58	
Molybdenum	mg/L	ND	0.010	0.00035	12/10/24 15:58	
Selenium	mg/L	ND	0.0050	0.00092	12/10/24 15:58	
Thallium	mg/L	ND	0.0010	0.00020	12/10/24 15:58	

LABORATORY CONTROL SAMPLE: 4635875

Parameter	Units	Spike Conc.	LCS Result	LCS % Rec	% Rec Limits	Qualifiers
Antimony	mg/L	0.1	0.10	101	80-120	
Arsenic	mg/L	0.1	0.10	100	80-120	
Barium	mg/L	0.1	0.10	102	80-120	
Beryllium	mg/L	0.1	0.10	102	80-120	
Boron	mg/L	1	1.1	110	80-120	
Cadmium	mg/L	0.1	0.099	99	80-120	
Chromium	mg/L	0.1	0.10	104	80-120	
Cobalt	mg/L	0.1	0.10	104	80-120	
Lead	mg/L	0.1	0.10	103	80-120	
Lithium	mg/L	0.1	0.10	103	80-120	
Molybdenum	mg/L	0.1	0.10	104	80-120	
Selenium	mg/L	0.1	0.099	99	80-120	
Thallium	mg/L	0.1	0.10	104	80-120	

MATRIX SPIKE & MATRIX SPIKE DUPLICATE: 4635876 4635877

Parameter	Units	92766149001 Result	MS Spike Conc.	MSD Spike Conc.	MS Result	MSD Result	MS % Rec	MSD % Rec	% Rec Limits	RPD	Max RPD	Qual
Antimony	mg/L	0.00092J	0.1	0.1	0.097	0.098	96	97	75-125	1	20	

Results presented on this page are in the units indicated by the "Units" column except where an alternate unit is presented to the right of the result.

REPORT OF LABORATORY ANALYSIS

This report shall not be reproduced, except in full,
without the written consent of Pace Analytical Services, LLC.

Pace Analytical Services, LLC
9800 Kincey Ave. Suite 100
Huntersville, NC 28078
(704)875-9092

QUALITY CONTROL DATA

Project: Hammond AP-1
Pace Project No.: 92767477

MATRIX SPIKE & MATRIX SPIKE DUPLICATE: 4635876 4635877

Parameter	Units	92766149001 Result	MS Spike Conc.	MSD Spike Conc.	MS Result	MSD Result	MS % Rec	MSD % Rec	% Rec Limits	RPD	Max RPD	Qual
Arsenic	mg/L	0.0045J	0.1	0.1	0.11	0.11	106	106	75-125	0	20	
Barium	mg/L	0.019	0.1	0.1	0.12	0.12	105	106	75-125	0	20	
Beryllium	mg/L	0.0037	0.1	0.1	0.097	0.099	94	95	75-125	2	20	
Boron	mg/L	23.8	1	1	24.3	23.6	51	-17	75-125	3	20	M1
Cadmium	mg/L	0.015	0.1	0.1	0.11	0.11	96	97	75-125	1	20	
Chromium	mg/L	0.00041J	0.1	0.1	0.11	0.11	109	109	75-125	0	20	
Cobalt	mg/L	0.0075	0.1	0.1	0.11	0.12	107	109	75-125	1	20	
Lead	mg/L	0.00033J	0.1	0.1	0.088	0.090	88	90	75-125	2	20	
Lithium	mg/L	0.0032J	0.1	0.1	0.10	0.11	101	102	75-125	1	20	
Molybdenum	mg/L	ND	0.1	0.1	0.10	0.11	104	106	75-125	1	20	
Selenium	mg/L	0.0022J	0.1	0.1	0.11	0.11	106	108	75-125	1	20	
Thallium	mg/L	ND	0.1	0.1	0.091	0.093	91	93	75-125	2	20	

Results presented on this page are in the units indicated by the "Units" column except where an alternate unit is presented to the right of the result.

This report shall not be reproduced, except in full,
without the written consent of Pace Analytical Services, LLC.

Pace Analytical Services, LLC
9800 Kincey Ave. Suite 100
Huntersville, NC 28078
(704)875-9092

QUALITY CONTROL DATA

Project: Hammond AP-1
Pace Project No.: 92767477

QC Batch: 902280
QC Batch Method: EPA 7470A
Analysis Method: EPA 7470A
Analysis Description: 7470 Mercury
Laboratory: Pace Analytical Services - Peachtree Corners, GA
Associated Lab Samples: 92767477001, 92767477002, 92767477003, 92767477004, 92767477005, 92767477006, 92767477007, 92767477008, 92767477009, 92767477010, 92767477011, 92767477012

METHOD BLANK: 4643843
Matrix: Water
Associated Lab Samples: 92767477001, 92767477002, 92767477003, 92767477004, 92767477005, 92767477006, 92767477007, 92767477008, 92767477009, 92767477010, 92767477011, 92767477012

Parameter	Units	Blank Result	Reporting Limit	MDL	Analyzed	Qualifiers
Mercury	mg/L	ND	0.00020	0.00013	12/13/24 09:25	

LABORATORY CONTROL SAMPLE: 4643844

Parameter	Units	Spike Conc.	LCS Result	LCS % Rec	% Rec Limits	Qualifiers
Mercury	mg/L	0.0025	0.0022	89	80-120	

MATRIX SPIKE & MATRIX SPIKE DUPLICATE: 4643845 4643846

Parameter	Units	92767477002 Result	MS Spike Conc.	MSD Spike Conc.	MS Result	MSD Result	MS % Rec	MSD % Rec	% Rec Limits	RPD	Max RPD	Qual
Mercury	mg/L	ND	0.0025	0.0025	0.0022	0.0021	86	83	75-125	4	20	

Results presented on this page are in the units indicated by the "Units" column except where an alternate unit is presented to the right of the result.

This report shall not be reproduced, except in full,
without the written consent of Pace Analytical Services, LLC.

Pace Analytical Services, LLC
9800 Kincey Ave. Suite 100
Huntersville, NC 28078
(704)875-9092

QUALITY CONTROL DATA

Project: Hammond AP-1
Pace Project No.: 92767477

QC Batch: 900794
QC Batch Method: SM 2540C-2015
Analysis Method: SM 2540C-2015
Analysis Description: 2540C Total Dissolved Solids
Laboratory: Pace Analytical Services - Peachtree Corners, GA
Associated Lab Samples: 92767477001, 92767477002, 92767477007, 92767477008, 92767477009

METHOD BLANK: 4636624 Matrix: Water
Associated Lab Samples: 92767477001, 92767477002, 92767477007, 92767477008, 92767477009

Parameter	Units	Blank Result	Reporting Limit	MDL	Analyzed	Qualifiers
Total Dissolved Solids	mg/L	ND	25.0	25.0	12/06/24 12:02	

LABORATORY CONTROL SAMPLE: 4636625

Parameter	Units	Spike Conc.	LCS Result	LCS % Rec	% Rec Limits	Qualifiers
Total Dissolved Solids	mg/L	400	403	101	80-120	

SAMPLE DUPLICATE: 4636626

Parameter	Units	92767533001 Result	Dup Result	RPD	Max RPD	Qualifiers
Total Dissolved Solids	mg/L	1150	1220	6	10	

SAMPLE DUPLICATE: 4636627

Parameter	Units	92767550007 Result	Dup Result	RPD	Max RPD	Qualifiers
Total Dissolved Solids	mg/L	2760	2720	2	10	

Results presented on this page are in the units indicated by the "Units" column except where an alternate unit is presented to the right of the result.

This report shall not be reproduced, except in full,
without the written consent of Pace Analytical Services, LLC.

Pace Analytical Services, LLC
9800 Kincey Ave. Suite 100
Huntersville, NC 28078
(704)875-9092

QUALITY CONTROL DATA

Project: Hammond AP-1
Pace Project No.: 92767477

QC Batch: 901268
QC Batch Method: SM 2540C-2015
Analysis Method: SM 2540C-2015
Analysis Description: 2540C Total Dissolved Solids
Laboratory: Pace Analytical Services - Peachtree Corners, GA
Associated Lab Samples: 92767477003, 92767477004, 92767477005, 92767477006, 92767477010, 92767477011, 92767477012

METHOD BLANK: 4638882
Matrix: Water
Associated Lab Samples: 92767477003, 92767477004, 92767477005, 92767477006, 92767477010, 92767477011, 92767477012

Parameter	Units	Blank Result	Reporting Limit	MDL	Analyzed	Qualifiers
Total Dissolved Solids	mg/L	ND	25.0	25.0	12/09/24 11:52	

LABORATORY CONTROL SAMPLE: 4638883

Parameter	Units	Spike Conc.	LCS Result	LCS % Rec	% Rec Limits	Qualifiers
Total Dissolved Solids	mg/L	400	405	101	80-120	

SAMPLE DUPLICATE: 4638884

Parameter	Units	92766727005 Result	Dup Result	RPD	Max RPD	Qualifiers
Total Dissolved Solids	mg/L	87.0	82.0	6	10	

SAMPLE DUPLICATE: 4638885

Parameter	Units	92767477011 Result	Dup Result	RPD	Max RPD	Qualifiers
Total Dissolved Solids	mg/L	ND	ND		10	

Results presented on this page are in the units indicated by the "Units" column except where an alternate unit is presented to the right of the result.

This report shall not be reproduced, except in full,
without the written consent of Pace Analytical Services, LLC.

Pace Analytical Services, LLC
9800 Kincey Ave. Suite 100
Huntersville, NC 28078
(704)875-9092

QUALITY CONTROL DATA

Project: Hammond AP-1
Pace Project No.: 92767477

QC Batch: 901259
QC Batch Method: SM 2320B-2011
Analysis Method: SM 2320B-2011
Analysis Description: 2320B Alkalinity
Laboratory: Pace Analytical Services - Asheville
Associated Lab Samples: 92767477001, 92767477002, 92767477007, 92767477008, 92767477009

METHOD BLANK: 4638849 Matrix: Water
Associated Lab Samples: 92767477001, 92767477002, 92767477007, 92767477008, 92767477009

Parameter	Units	Blank Result	Reporting Limit	MDL	Analyzed	Qualifiers
Alkalinity, Total as CaCO3	mg/L	ND	5.0	5.0	12/09/24 15:34	
Alkalinity,Bicarbonate (CaCO3)	mg/L	ND	5.0	5.0	12/09/24 15:34	
Alkalinity,Carbonate (CaCO3)	mg/L	ND	5.0	5.0	12/09/24 15:34	

LABORATORY CONTROL SAMPLE: 4638850

Parameter	Units	Spike Conc.	LCS Result	LCS % Rec	% Rec Limits	Qualifiers
Alkalinity, Total as CaCO3	mg/L	50	51.7	103	80-120	

LABORATORY CONTROL SAMPLE: 4638851

Parameter	Units	Spike Conc.	LCS Result	LCS % Rec	% Rec Limits	Qualifiers
Alkalinity, Total as CaCO3	mg/L	50	52.3	105	80-120	

MATRIX SPIKE & MATRIX SPIKE DUPLICATE: 4638852 4638853

Parameter	Units	92766964006 Result	MS Spike Conc.	MSD Spike Conc.	MS Result	MSD Result	MS % Rec	MSD % Rec	% Rec Limits	RPD	Max RPD	Qual
Alkalinity, Total as CaCO3	mg/L	22.7	50	50	72.0	71.5	99	98	80-120	1	25	

MATRIX SPIKE & MATRIX SPIKE DUPLICATE: 4638854 4638855

Parameter	Units	92766964008 Result	MS Spike Conc.	MSD Spike Conc.	MS Result	MSD Result	MS % Rec	MSD % Rec	% Rec Limits	RPD	Max RPD	Qual
Alkalinity, Total as CaCO3	mg/L	25.1	50	50	74.0	75.3	98	100	80-120	2	25	

Results presented on this page are in the units indicated by the "Units" column except where an alternate unit is presented to the right of the result.

This report shall not be reproduced, except in full,
without the written consent of Pace Analytical Services, LLC.

Pace Analytical Services, LLC
9800 Kincey Ave. Suite 100
Huntersville, NC 28078
(704)875-9092

QUALITY CONTROL DATA

Project: Hammond AP-1
Pace Project No.: 92767477

QC Batch: 901260
QC Batch Method: SM 2320B-2011
Analysis Method: SM 2320B-2011
Analysis Description: 2320B Alkalinity
Laboratory: Pace Analytical Services - Asheville
Associated Lab Samples: 92767477003, 92767477004, 92767477005, 92767477006, 92767477010, 92767477011, 92767477012

METHOD BLANK: 4638858 Matrix: Water
Associated Lab Samples: 92767477003, 92767477004, 92767477005, 92767477006, 92767477010, 92767477011, 92767477012

Parameter	Units	Blank Result	Reporting Limit	MDL	Analyzed	Qualifiers
Alkalinity, Total as CaCO3	mg/L	ND	5.0	5.0	12/09/24 19:00	
Alkalinity,Bicarbonate (CaCO3)	mg/L	ND	5.0	5.0	12/09/24 19:00	
Alkalinity,Carbonate (CaCO3)	mg/L	ND	5.0	5.0	12/09/24 19:00	

LABORATORY CONTROL SAMPLE: 4638859

Parameter	Units	Spike Conc.	LCS Result	LCS % Rec	% Rec Limits	Qualifiers
Alkalinity, Total as CaCO3	mg/L	50	51.8	104	80-120	

LABORATORY CONTROL SAMPLE: 4638860

Parameter	Units	Spike Conc.	LCS Result	LCS % Rec	% Rec Limits	Qualifiers
Alkalinity, Total as CaCO3	mg/L	50	52.1	104	80-120	

MATRIX SPIKE & MATRIX SPIKE DUPLICATE: 4638861 4638862

Parameter	Units	92767661014 Result	MS Spike Conc.	MSD Spike Conc.	MS Result	MSD Result	MS % Rec	MSD % Rec	% Rec Limits	RPD	Max RPD	Qual
Alkalinity, Total as CaCO3	mg/L	42.9	50	50	92.7	91.6	100	97	80-120	1	25	

MATRIX SPIKE & MATRIX SPIKE DUPLICATE: 4638863 4638864

Parameter	Units	92767674002 Result	MS Spike Conc.	MSD Spike Conc.	MS Result	MSD Result	MS % Rec	MSD % Rec	% Rec Limits	RPD	Max RPD	Qual
Alkalinity, Total as CaCO3	mg/L	85.9	50	50	132	134	93	97	80-120	1	25	

Results presented on this page are in the units indicated by the "Units" column except where an alternate unit is presented to the right of the result.

This report shall not be reproduced, except in full,
without the written consent of Pace Analytical Services, LLC.

Pace Analytical Services, LLC
9800 Kincey Ave. Suite 100
Huntersville, NC 28078
(704)875-9092

QUALITY CONTROL DATA

Project: Hammond AP-1
Pace Project No.: 92767477

QC Batch: 900997
QC Batch Method: SM 4500-S2D-2011
Analysis Method: SM 4500-S2D-2011
Analysis Description: 4500S2D Sulfide Water
Laboratory: Pace Analytical Services - Asheville
Associated Lab Samples: 92767477001, 92767477002, 92767477007, 92767477008, 92767477009

METHOD BLANK: 4638176
Matrix: Water
Associated Lab Samples: 92767477001, 92767477002, 92767477007, 92767477008, 92767477009

Parameter	Units	Blank Result	Reporting Limit	MDL	Analyzed	Qualifiers
Sulfide	mg/L	ND	0.10	0.022	12/07/24 03:46	

LABORATORY CONTROL SAMPLE: 4638177

Parameter	Units	Spike Conc.	LCS Result	LCS % Rec	% Rec Limits	Qualifiers
Sulfide	mg/L	0.5	0.51	103	80-120	

MATRIX SPIKE & MATRIX SPIKE DUPLICATE: 4638178 4638179

Parameter	Units	92767533001 Result	MS Spike Conc.	MSD Spike Conc.	MS Result	MSD Result	MS % Rec	MSD % Rec	% Rec Limits	RPD	Max RPD	Qual
Sulfide	mg/L	ND	0.5	0.5	0.49	0.50	95	97	80-120	2	10	

MATRIX SPIKE & MATRIX SPIKE DUPLICATE: 4638180 4638181

Parameter	Units	92767550007 Result	MS Spike Conc.	MSD Spike Conc.	MS Result	MSD Result	MS % Rec	MSD % Rec	% Rec Limits	RPD	Max RPD	Qual
Sulfide	mg/L	ND	0.5	0.5	0.44	0.47	86	92	80-120	7	10	

Results presented on this page are in the units indicated by the "Units" column except where an alternate unit is presented to the right of the result.

This report shall not be reproduced, except in full,
without the written consent of Pace Analytical Services, LLC.

Pace Analytical Services, LLC
9800 Kincey Ave. Suite 100
Huntersville, NC 28078
(704)875-9092

QUALITY CONTROL DATA

Project: Hammond AP-1
Pace Project No.: 92767477

QC Batch: 900998
QC Batch Method: SM 4500-S2D-2011
Analysis Method: SM 4500-S2D-2011
Analysis Description: 4500S2D Sulfide Water
Laboratory: Pace Analytical Services - Asheville
Associated Lab Samples: 92767477003, 92767477004, 92767477005, 92767477006, 92767477010, 92767477011, 92767477012

METHOD BLANK: 4638182
Matrix: Water
Associated Lab Samples: 92767477003, 92767477004, 92767477005, 92767477006, 92767477010, 92767477011, 92767477012

Parameter	Units	Blank Result	Reporting Limit	MDL	Analyzed	Qualifiers
Sulfide	mg/L	ND	0.10	0.022	12/07/24 03:59	

LABORATORY CONTROL SAMPLE: 4638183

Parameter	Units	Spike Conc.	LCS Result	LCS % Rec	% Rec Limits	Qualifiers
Sulfide	mg/L	0.5	0.51	102	80-120	

MATRIX SPIKE & MATRIX SPIKE DUPLICATE: 4638184 4638185

Parameter	Units	92767477003 Result	MS Spike Conc.	MSD Spike Conc.	MS Result	MSD Result	MS % Rec	MSD % Rec	% Rec Limits	RPD	Max RPD	Qual
Sulfide	mg/L	ND	0.5	0.5	0.52	0.52	101	102	80-120	1	10	

MATRIX SPIKE & MATRIX SPIKE DUPLICATE: 4638186 4638187

Parameter	Units	92767830002 Result	MS Spike Conc.	MSD Spike Conc.	MS Result	MSD Result	MS % Rec	MSD % Rec	% Rec Limits	RPD	Max RPD	Qual
Sulfide	mg/L	ND	0.5	0.5	0.51	0.51	99	101	80-120	1	10	

Results presented on this page are in the units indicated by the "Units" column except where an alternate unit is presented to the right of the result.

This report shall not be reproduced, except in full,
without the written consent of Pace Analytical Services, LLC.

Pace Analytical Services, LLC
9800 Kincey Ave. Suite 100
Huntersville, NC 28078
(704)875-9092

QUALITY CONTROL DATA

Project: Hammond AP-1
Pace Project No.: 92767477

QC Batch: 900636
QC Batch Method: EPA 300.0 Rev 2.1 1993
Analysis Method: EPA 300.0 Rev 2.1 1993
Analysis Description: 300.0 IC Anions
Laboratory: Pace Analytical Services - Asheville
Associated Lab Samples: 92767477001, 92767477002, 92767477003, 92767477004, 92767477005, 92767477006, 92767477007

METHOD BLANK: 4636162 Matrix: Water
Associated Lab Samples: 92767477001, 92767477002, 92767477003, 92767477004, 92767477005, 92767477006, 92767477007

Parameter	Units	Blank Result	Reporting Limit	MDL	Analyzed	Qualifiers
Chloride	mg/L	ND	1.0	0.60	12/05/24 22:24	
Fluoride	mg/L	ND	0.10	0.050	12/05/24 22:24	
Sulfate	mg/L	ND	1.0	0.50	12/05/24 22:24	

LABORATORY CONTROL SAMPLE: 4636163

Parameter	Units	Spike Conc.	LCS Result	LCS % Rec	% Rec Limits	Qualifiers
Chloride	mg/L	50	50.1	100	90-110	
Fluoride	mg/L	2.5	2.5	101	90-110	
Sulfate	mg/L	50	51.1	102	90-110	

MATRIX SPIKE & MATRIX SPIKE DUPLICATE: 4636164 4636165

Parameter	Units	92767407009 Result	MS Spike Conc.	MSD Spike Conc.	MS Result	MSD Result	MS % Rec	MSD % Rec	% Rec Limits	RPD	Max RPD	Qual
Chloride	mg/L	8.0	50	50	59.6	63.5	103	111	90-110	6	10	M1
Fluoride	mg/L	0.074J	2.5	2.5	2.5	2.7	99	106	90-110	7	10	
Sulfate	mg/L	9.9	50	50	61.8	66.0	104	112	90-110	7	10	M1

MATRIX SPIKE & MATRIX SPIKE DUPLICATE: 4636166 4636167

Parameter	Units	92767407011 Result	MS Spike Conc.	MSD Spike Conc.	MS Result	MSD Result	MS % Rec	MSD % Rec	% Rec Limits	RPD	Max RPD	Qual
Chloride	mg/L	23.9	50	50	76.1	78.1	104	108	90-110	3	10	
Fluoride	mg/L	0.11	2.5	2.5	2.5	2.6	96	100	90-110	4	10	
Sulfate	mg/L	6.2	50	50	59.2	61.2	106	110	90-110	3	10	

Results presented on this page are in the units indicated by the "Units" column except where an alternate unit is presented to the right of the result.

This report shall not be reproduced, except in full,
without the written consent of Pace Analytical Services, LLC.

Pace Analytical Services, LLC
9800 Kincey Ave. Suite 100
Huntersville, NC 28078
(704)875-9092

QUALITY CONTROL DATA

Project: Hammond AP-1
Pace Project No.: 92767477

QC Batch: 900731
QC Batch Method: EPA 300.0 Rev 2.1 1993
Analysis Method: EPA 300.0 Rev 2.1 1993
Analysis Description: 300.0 IC Anions
Laboratory: Pace Analytical Services - Asheville
Associated Lab Samples: 92767477008, 92767477009, 92767477010, 92767477011

METHOD BLANK: 4636419 Matrix: Water
Associated Lab Samples: 92767477008, 92767477009, 92767477010, 92767477011

Parameter	Units	Blank Result	Reporting Limit	MDL	Analyzed	Qualifiers
Chloride	mg/L	ND	1.0	0.60	12/06/24 12:03	
Fluoride	mg/L	ND	0.10	0.050	12/06/24 12:03	
Sulfate	mg/L	ND	1.0	0.50	12/06/24 12:03	

LABORATORY CONTROL SAMPLE: 4636420

Parameter	Units	Spike Conc.	LCS Result	LCS % Rec	% Rec Limits	Qualifiers
Chloride	mg/L	50	50.5	101	90-110	
Fluoride	mg/L	2.5	2.5	98	90-110	
Sulfate	mg/L	50	50.2	100	90-110	

MATRIX SPIKE & MATRIX SPIKE DUPLICATE: 4636421 4636422

Parameter	Units	92767505005 Result	MS Spike Conc.	MSD Spike Conc.	MS Result	MSD Result	MS % Rec	MSD % Rec	% Rec Limits	RPD	Max RPD	Qual
Chloride	mg/L	7.8	50	50	58.2	59.5	101	103	90-110	2	10	
Fluoride	mg/L	0.092J	2.5	2.5	2.6	2.6	99	101	90-110	3	10	
Sulfate	mg/L	5.0	50	50	55.3	56.5	100	103	90-110	2	10	

MATRIX SPIKE & MATRIX SPIKE DUPLICATE: 4636423 4636424

Parameter	Units	92767477011 Result	MS Spike Conc.	MSD Spike Conc.	MS Result	MSD Result	MS % Rec	MSD % Rec	% Rec Limits	RPD	Max RPD	Qual
Chloride	mg/L	ND	50	50	50.5	51.1	101	102	90-110	1	10	
Fluoride	mg/L	ND	2.5	2.5	2.4	2.5	98	99	90-110	1	10	
Sulfate	mg/L	ND	50	50	49.7	50.3	99	101	90-110	1	10	

Results presented on this page are in the units indicated by the "Units" column except where an alternate unit is presented to the right of the result.

This report shall not be reproduced, except in full,
without the written consent of Pace Analytical Services, LLC.

Pace Analytical Services, LLC
9800 Kincey Ave. Suite 100
Huntersville, NC 28078
(704)875-9092

QUALITY CONTROL DATA

Project: Hammond AP-1
Pace Project No.: 92767477

QC Batch: 901028
QC Batch Method: EPA 300.0 Rev 2.1 1993
Analysis Method: EPA 300.0 Rev 2.1 1993
Analysis Description: 300.0 IC Anions
Laboratory: Pace Analytical Services - Asheville
Associated Lab Samples: 92767477012

METHOD BLANK: 4638247 Matrix: Water
Associated Lab Samples: 92767477012

Parameter	Units	Blank Result	Reporting Limit	MDL	Analyzed	Qualifiers
Chloride	mg/L	ND	1.0	0.60	12/07/24 13:29	
Fluoride	mg/L	ND	0.10	0.050	12/07/24 13:29	
Sulfate	mg/L	ND	1.0	0.50	12/07/24 13:29	

LABORATORY CONTROL SAMPLE: 4638248

Parameter	Units	Spike Conc.	LCS Result	LCS % Rec	% Rec Limits	Qualifiers
Chloride	mg/L	50	49.6	99	90-110	
Fluoride	mg/L	2.5	2.5	101	90-110	
Sulfate	mg/L	50	50.4	101	90-110	

MATRIX SPIKE & MATRIX SPIKE DUPLICATE: 4638249 4638250

Parameter	Units	92767805006 Result	MS Spike Conc.	MSD Spike Conc.	MS Result	MSD Result	MS % Rec	MSD % Rec	% Rec Limits	RPD	Max RPD	Qual
Chloride	mg/L	6.2	50	50	52.9	53.6	93	95	90-110	1	10	
Fluoride	mg/L	0.075J	2.5	2.5	2.5	2.5	97	98	90-110	2	10	
Sulfate	mg/L	2.7	50	50	50.1	50.8	95	96	90-110	1	10	

MATRIX SPIKE & MATRIX SPIKE DUPLICATE: 4638251 4638252

Parameter	Units	92767661002 Result	MS Spike Conc.	MSD Spike Conc.	MS Result	MSD Result	MS % Rec	MSD % Rec	% Rec Limits	RPD	Max RPD	Qual
Chloride	mg/L	5.1	50	50	52.0	52.3	94	94	90-110	1	10	
Fluoride	mg/L	0.21	2.5	2.5	2.7	2.6	100	96	90-110	4	10	
Sulfate	mg/L	293	50	50	336	333	85	80	90-110	1	10	M1

Results presented on this page are in the units indicated by the "Units" column except where an alternate unit is presented to the right of the result.

This report shall not be reproduced, except in full,
without the written consent of Pace Analytical Services, LLC.

Pace Analytical Services, LLC
9800 Kincey Ave. Suite 100
Huntersville, NC 28078
(704)875-9092

QUALIFIERS

Project: Hammond AP-1
Pace Project No.: 92767477

DEFINITIONS

DF - Dilution Factor, if reported, represents the factor applied to the reported data due to dilution of the sample aliquot.

ND - Not Detected at or above adjusted reporting limit.

TNTC - Too Numerous To Count

J - Estimated concentration above the adjusted method detection limit and below the adjusted reporting limit.

MDL - Adjusted Method Detection Limit.

PQL - Practical Quantitation Limit.

RL - Reporting Limit - The lowest concentration value that meets project requirements for quantitative data with known precision and bias for a specific analyte in a specific matrix.

S - Surrogate

1,2-Diphenylhydrazine decomposes to and cannot be separated from Azobenzene using Method 8270. The result for each analyte is a combined concentration.

Consistent with EPA guidelines, unrounded data are displayed and have been used to calculate % recovery and RPD values.

LCS(D) - Laboratory Control Sample (Duplicate)

MS(D) - Matrix Spike (Duplicate)

DUP - Sample Duplicate

RPD - Relative Percent Difference

NC - Not Calculable.

SG - Silica Gel - Clean-Up

U - Indicates the compound was analyzed for, but not detected.

Acid preservation may not be appropriate for 2 Chloroethylvinyl ether.

A separate vial preserved to a pH of 4-5 is recommended in SW846 Chapter 4 for the analysis of Acrolein and Acrylonitrile by EPA Method 8260.

N-Nitrosodiphenylamine decomposes and cannot be separated from Diphenylamine using Method 8270. The result reported for each analyte is a combined concentration.

Reported results are not rounded until the final step prior to reporting. Therefore, calculated parameters that are typically reported as "Total" may vary slightly from the sum of the reported component parameters.

Pace Analytical is TNI accredited. Contact your Pace PM for the current list of accredited analytes.

TNI - The NELAC Institute.

ANALYTE QUALIFIERS

M1 Matrix spike recovery exceeded QC limits. Batch accepted based on laboratory control sample (LCS) recovery.

This report shall not be reproduced, except in full,
without the written consent of Pace Analytical Services, LLC.

Pace Analytical Services, LLC
9800 Kincey Ave. Suite 100
Huntersville, NC 28078
(704)875-9092

QUALITY CONTROL DATA CROSS REFERENCE TABLE

Project: Hammond AP-1
Pace Project No.: 92767477

Lab ID	Sample ID	QC Batch Method	QC Batch	Analytical Method	Analytical Batch
92767477001	**HAM-PT-07**	EPA 3010A	900606	EPA 6010D	900663
92767477002	**HAM-PT-08**	EPA 3010A	900606	EPA 6010D	900663
92767477003	**HAM-PT-09**	EPA 3010A	900606	EPA 6010D	900663
92767477004	**HAM-PT-10**	EPA 3010A	900606	EPA 6010D	900663
92767477005	**HAM-PT-11**	EPA 3010A	900606	EPA 6010D	900663
92767477006	**HAM-PT-12**	EPA 3010A	900606	EPA 6010D	900663
92767477007	**HAM-PT-13**	EPA 3010A	900606	EPA 6010D	900663
92767477008	**HAM-PT-14**	EPA 3010A	900606	EPA 6010D	900663
92767477009	**HAM-PT-15**	EPA 3010A	900606	EPA 6010D	900663
92767477010	**HAM-AP1-EB-01**	EPA 3010A	900606	EPA 6010D	900663
92767477011	**HAM-AP1-FB-01**	EPA 3010A	900606	EPA 6010D	900663
92767477012	**HAM-AP1-FD-01**	EPA 3010A	900606	EPA 6010D	900663
92767477001	**HAM-PT-07**	EPA 3005A	900605	EPA 6020B	900671
92767477002	**HAM-PT-08**	EPA 3005A	900605	EPA 6020B	900671
92767477003	**HAM-PT-09**	EPA 3005A	900605	EPA 6020B	900671
92767477004	**HAM-PT-10**	EPA 3005A	900605	EPA 6020B	900671
92767477005	**HAM-PT-11**	EPA 3005A	900605	EPA 6020B	900671
92767477006	**HAM-PT-12**	EPA 3005A	900605	EPA 6020B	900671
92767477007	**HAM-PT-13**	EPA 3005A	900605	EPA 6020B	900671
92767477008	**HAM-PT-14**	EPA 3005A	900605	EPA 6020B	900671
92767477009	**HAM-PT-15**	EPA 3005A	900605	EPA 6020B	900671
92767477010	**HAM-AP1-EB-01**	EPA 3005A	900605	EPA 6020B	900671
92767477011	**HAM-AP1-FB-01**	EPA 3005A	900605	EPA 6020B	900671
92767477012	**HAM-AP1-FD-01**	EPA 3005A	900605	EPA 6020B	900671
92767477001	**HAM-PT-07**	EPA 7470A	902280	EPA 7470A	902462
92767477002	**HAM-PT-08**	EPA 7470A	902280	EPA 7470A	902462
92767477003	**HAM-PT-09**	EPA 7470A	902280	EPA 7470A	902462
92767477004	**HAM-PT-10**	EPA 7470A	902280	EPA 7470A	902462
92767477005	**HAM-PT-11**	EPA 7470A	902280	EPA 7470A	902462
92767477006	**HAM-PT-12**	EPA 7470A	902280	EPA 7470A	902462
92767477007	**HAM-PT-13**	EPA 7470A	902280	EPA 7470A	902462
92767477008	**HAM-PT-14**	EPA 7470A	902280	EPA 7470A	902462
92767477009	**HAM-PT-15**	EPA 7470A	902280	EPA 7470A	902462
92767477010	**HAM-AP1-EB-01**	EPA 7470A	902280	EPA 7470A	902462
92767477011	**HAM-AP1-FB-01**	EPA 7470A	902280	EPA 7470A	902462
92767477012	**HAM-AP1-FD-01**	EPA 7470A	902280	EPA 7470A	902462
92767477001	**HAM-PT-07**	SM 2540C-2015	900794		
92767477002	**HAM-PT-08**	SM 2540C-2015	900794		
92767477003	**HAM-PT-09**	SM 2540C-2015	901268		
92767477004	**HAM-PT-10**	SM 2540C-2015	901268		
92767477005	**HAM-PT-11**	SM 2540C-2015	901268		
92767477006	**HAM-PT-12**	SM 2540C-2015	901268		
92767477007	**HAM-PT-13**	SM 2540C-2015	900794		
92767477008	**HAM-PT-14**	SM 2540C-2015	900794		
92767477009	**HAM-PT-15**	SM 2540C-2015	900794		
92767477010	**HAM-AP1-EB-01**	SM 2540C-2015	901268		

This report shall not be reproduced, except in full,
without the written consent of Pace Analytical Services, LLC.

Pace Analytical Services, LLC
9800 Kincey Ave. Suite 100
Huntersville, NC 28078
(704)875-9092

QUALITY CONTROL DATA CROSS REFERENCE TABLE

Project: Hammond AP-1
Pace Project No.: 92767477

Lab ID	Sample ID	QC Batch Method	QC Batch	Analytical Method	Analytical Batch
92767477011	**HAM-AP1-FB-01**	SM 2540C-2015	901268		
92767477012	**HAM-AP1-FD-01**	SM 2540C-2015	901268		
92767477001	**HAM-PT-07**	SM 2320B-2011	901259		
92767477002	**HAM-PT-08**	SM 2320B-2011	901259		
92767477003	**HAM-PT-09**	SM 2320B-2011	901260		
92767477004	**HAM-PT-10**	SM 2320B-2011	901260		
92767477005	**HAM-PT-11**	SM 2320B-2011	901260		
92767477006	**HAM-PT-12**	SM 2320B-2011	901260		
92767477007	**HAM-PT-13**	SM 2320B-2011	901259		
92767477008	**HAM-PT-14**	SM 2320B-2011	901259		
92767477009	**HAM-PT-15**	SM 2320B-2011	901259		
92767477010	**HAM-AP1-EB-01**	SM 2320B-2011	901260		
92767477011	**HAM-AP1-FB-01**	SM 2320B-2011	901260		
92767477012	**HAM-AP1-FD-01**	SM 2320B-2011	901260		
92767477001	**HAM-PT-07**	SM 4500-S2D-2011	900997		
92767477002	**HAM-PT-08**	SM 4500-S2D-2011	900997		
92767477003	**HAM-PT-09**	SM 4500-S2D-2011	900998		
92767477004	**HAM-PT-10**	SM 4500-S2D-2011	900998		
92767477005	**HAM-PT-11**	SM 4500-S2D-2011	900998		
92767477006	**HAM-PT-12**	SM 4500-S2D-2011	900998		
92767477007	**HAM-PT-13**	SM 4500-S2D-2011	900997		
92767477008	**HAM-PT-14**	SM 4500-S2D-2011	900997		
92767477009	**HAM-PT-15**	SM 4500-S2D-2011	900997		
92767477010	**HAM-AP1-EB-01**	SM 4500-S2D-2011	900998		
92767477011	**HAM-AP1-FB-01**	SM 4500-S2D-2011	900998		
92767477012	**HAM-AP1-FD-01**	SM 4500-S2D-2011	900998		
92767477001	**HAM-PT-07**	EPA 300.0 Rev 2.1 1993	900636		
92767477002	**HAM-PT-08**	EPA 300.0 Rev 2.1 1993	900636		
92767477003	**HAM-PT-09**	EPA 300.0 Rev 2.1 1993	900636		
92767477004	**HAM-PT-10**	EPA 300.0 Rev 2.1 1993	900636		
92767477005	**HAM-PT-11**	EPA 300.0 Rev 2.1 1993	900636		
92767477006	**HAM-PT-12**	EPA 300.0 Rev 2.1 1993	900636		
92767477007	**HAM-PT-13**	EPA 300.0 Rev 2.1 1993	900636		
92767477008	**HAM-PT-14**	EPA 300.0 Rev 2.1 1993	900731		
92767477009	**HAM-PT-15**	EPA 300.0 Rev 2.1 1993	900731		
92767477010	**HAM-AP1-EB-01**	EPA 300.0 Rev 2.1 1993	900731		
92767477011	**HAM-AP1-FB-01**	EPA 300.0 Rev 2.1 1993	900731		
92767477012	**HAM-AP1-FD-01**	EPA 300.0 Rev 2.1 1993	901028		

This report shall not be reproduced, except in full,
without the written consent of Pace Analytical Services, LLC.

Pace ANALYTICAL SERVICES

DC#_Title: ENV-FRM-HUN1-0083 v05_Sample Condition Upon Receipt

Effective Date: 05/24/2024

Laboratory receiving samples:
Asheville ☐ Eden ☐ Greenwood ☐ Huntersville ☐ Raleigh ☐ Me

WO# : 92767477
92767477

Sample Condition Upon Receipt

Client Name: G A Power

Project #:

Courier: ☐ Commercial ☐ Fed Ex ☑ Pace ☐ UPS ☐ USPS ☐ Other:____ ☐ Client

Custody Seal Present? ☐ Yes ☑ No **Seals Intact?** ☐ Yes ☐ No ☑ N/A

Date/Initials Person Examining Contents: 12/5/24 (DH)

Packing Material: ☐ Bubble Wrap ☐ Bubble Bags ☑ None ☐ Other

Biological Tissue Frozen? ☐ Yes ☐ No ☑ N/A

Thermometer: ☑ IR Gun ID: 230 **Type of Ice:** ☑ Wet ☐ Blue ☐ None

Cooler Temp: 3.1 **Correction Factor:** Add/Subtract (°C) $0_2 0$

Temp should be above freezing to 6°C
☐ Samples out of temp criteria. Samples on ice, cooling process has begun

Cooler Temp Corrected (°C): 3.1

USDA Regulated Soil (☐ N/A, water sample)
Did samples originate in a quarantine zone within the United States: CA, NY, or SC (check maps)? ☐ Yes ☐ No

Did samples originate from a foreign source (internationally, including Hawaii and Puerto Rico)? ☐ Yes ☐ No

				Comments/Discrepancy:
Chain of Custody Present?	☑ Yes	☐ No	☐ N/A	1.
Samples Arrived within Hold Time?	☑ Yes	☐ No	☐ N/A	2.
Short Hold Time Analysis (<72 hr.)?	☐ Yes	☑ No	☐ N/A	3.
Rush Turn Around Time Requested?	☐ Yes	☑ No	☐ N/A	4.
Sufficient Volume?	☑ Yes	☐ No	☐ N/A	5.
Correct Containers Used?	☑ Yes	☐ No	☐ N/A	6.
-Pace Containers Used?	☑ Yes	☐ No	☐ N/A	
Containers Intact?	☑ Yes	☐ No	☐ N/A	7.
Dissolved analysis: Samples Field Filtered?	☐ Yes	☐ No	☑ N/A	8.
Sample Labels Match COC?	☑ Yes	☐ No	☐ N/A	9.
-Includes Date/Time/ID/Analysis Matrix: 12/5/24 W				
Headspace in VOA Vials (>5-6mm)?	☐ Yes	☐ No	☑ N/A	10.
Trip Blank Present?	☐ Yes	☐ No	☑ N/A	11.
Trip Blank Custody Seals Present?	☐ Yes	☐ No	☑ N/A	

COMMENTS/SAMPLE DISCREPANCY

Field Data Required? ☐ Yes ☐ No

Lot ID of split containers:

CLIENT NOTIFICATION/RESOLUTION

Person contacted: _____ Date/Time: _____

Project Manager SCURF Review: _____ **Date:** _____

Project Manager SRF Review: _____ **Date:** _____

Pace ANALYTICAL SERVICES

DC#_Title: ENV-FRM-HUN1-0083 v05_Sample Condition Upon Receipt

Effective Date: 05/24/2024

WO#: 92767477

PM: BV Due Date: 12/19/24

CLIENT: 92- GP-HAM

*Check mark top half of box if pH and/or dechlorination is verified and within the acceptance range for preservation samples.

Exceptions: VOA, Coliform, TOC, Oil and Grease, DRO/8015 (water) DOC, LLHg

**Bottom half of box is to list number of bottles

***Check all unpreserved Nitrates for chlorine

Project #

Laboratory Receiving Location: Asheville ☐ Eden ☐ Greenwood ☐ Huntersville ☐ Raleigh ☐ Mechanicsville ☐ Atlanta ☐ Kernersville ☐

Client_____ Profile/EZ (Circle one)_____ Notes_____

Item#	BP4U-125 mL Plastic Unpreserved (N/A) (Cl-)	BP3U-250 mL Plastic Unpreserved (N/A)	BP2U-500 mL Plastic Unpreserved (N/A)	BP1U-1 liter Plastic Unpreserved (N/A)		BP4S-125 mL Plastic H2SO4 (pH < 2) (Cl-)	BP3N-250 mL plastic HNO3 (pH < 2)	BP4Z-125 mL Plastic ZN Acetate & NaOH (>9)	BP4B-125 mL Plastic NaOH (pH > 12) (Cl-)	WGFU-Wide-mouthed Glass Jar Unpreserved	AG1U-1 liter Amber Unpreserved (N/A) (Cl-)	AG1H-1 liter Amber HCl (pH < 2)	AG3U-250 mL Amber Unpreserved (N/A) (Cl-)	AG1S-1 liter Amber H2SO4 (pH < 2)	AG3S-250 mL Amber H2SO4 (pH < 2)	DG94-40 mL Amber NH4Cl (N/A)(Cl-)	DG9H-40 mL VOA HCl (N/A)	VG9T-40 mL VOA Na2S2O3 (N/A)	VG9U-40 mL VOA Unpreserved (N/A)	DG9V-40 mL VOA H3PO4 (N/A)	KP7U-50 mL Plastic Unpreserved (N/A)	V/GK (3 vials per kit)-VPH/Gas kit (N/A)	SP5T-125 mL Sterile Plastic (N/A – lab)	SP2T-250 mL Sterile Plastic (N/A – lab)		BP3R-250 mL Plastic (NH2)2SO4 (9.3-9.7)	AG0U-100 mL Amber Unpreserved (N/A) (Cl-)	VSGU-20 mL Scintillation vials (N/A)	DG9U-40 mL Amber Unpreserved vials (N/A)
CC																													
1		2	1				1	1																					
2		2	1				1	1																					
3		2	1				1	1																					
4		2	1				1	1																					
5		2	1				1	1																					
6		2	1				1	1																					
7		2	1				1	1																					
8		2	1				1	1																					
9		2	1				1	1																					
10		2	1				1	1																					
11		2	1				1	1																					
12		2	1				1	1																					

pH Adjustment Log for Preserved Samples

Sample ID	Type of Preservative	pH upon receipt	Date preservation adjusted	Time preservation adjusted	Amount of Preservative added	Lot #

Note: Whenever there is a discrepancy affecting North Carolina compliance samples, a copy of this form will be sent to the North Carolina DENR Certification Office (i.e. Out of hold, incorrect preservative, out of temp, incorrect containers.

Pace Analytical
www.pacelabs.com

CHAIN-OF-CUSTODY / Analytical Request Document

The Chain-of-Custody is a LEGAL DOCUMENT. All relevant fields must be completed accurately.

Page: of

Section A Required Client Information:

Company:	GA Power
Address:	Atlanta, GA
Email To:	SCS Contacts
Phone:	Fax:
Requested Due Date/TAT:	10 Day

Section B Required Project Information:

Report To:	SCS Contacts
Copy To:	Geosyntec Contacts
Purchase Order No.:	GPC82474-0001
Project Name:	Hammond AP-1
Project Number:	

Section C Invoice Information:

Attention:	Southern Co.
Company Name:	
Address:	
Pace Quote Reference:	
Pace Project Manager:	Bonnie Vang
Pace Profile #:	16483

REGULATORY AGENCY

☐ NPDES ☐ GROUND WATER ☐ DRINKING WATER
☐ UST ☐ RCRA ☑ OTHER CCR

Site Location STATE: GA

Section D Required Client Information

SAMPLE ID (A-Z, 0-9 / ,-) Sample IDs MUST BE UNIQUE

Valid Matrix Codes

MATRIX	CODE
DRINKING WATER	DW
WATER	WT
WASTE WATER	WW
PRODUCT	P
SOIL/SOLID	SL
OIL	OL
WIPE	WP
AIR	AR
OTHER	OT
TISSUE	TS

Requested Analysis Filtered (Y/N)

ITEM #	SAMPLE ID	MATRIX CODE (see valid codes to left)	SAMPLE TYPE (G=GRAB C=COMP)	COLLECTED COMPOSITE DATE	COLLECTED COMPOSITE TIME	COLLECTED COMPOSITE DATE	COLLECTED COMPOSITE TIME	SAMPLE TEMP AT COLLECTION	# OF CONTAINERS	Preservatives: Unpreserved	H_2SO_4	HNO_3	HCl	NaOH	$Na_2S_2O_3$	Methanol	Other	Analysis Test Y/N	Chloride, Fluoride, Sulfate	Full App. III and IV metals	Major Ions (Profile 10839-2)	TDS	Residual Chlorine (Y/N)	Pace Project No./ Lab I.D. 92767477
																			N	N	N	N		
1	HAM-PT-07	WG	G	12/2/2024	1501			19	5	3		1					1		X	X	X	X	N	001
2	HAM-PT-08	WG	G	12/2/2024	1218			19	5	3		1					1		X	X	X	X	N	002
3	HAM-PT-09	WG	G	12/3/2024	1320			17	5	3		1					1		X	X	X	X	N	003
4	HAM-PT-10	WG	G	12/3/2024	1157			18	5	3		1					1		X	X	X	X	N	004
5	HAM-PT-11	WG	G	12/3/2024	1437			17	5	3		1					1		X	X	X	X	N	005
6	HAM-PT-12	WG	G	12/3/2024	1357			18	5	3		1					1		X	X	X	X	N	006
7	HAM-PT-13	WG	G	12/2/2024	1317	24		19	5	3		1					1		X	X	X	X	N	007
8	HAM-PT-14	WG	G	12/2/2024	1435			18	5	3		1					1		X	X	X	X	N	008
9	HAM-PT-15	WG	G	12/2/2024	1625			18	5	3		1					1		X	X	X	X	N	009
10	HAM-AP1-EB-01	WQ	G	12/3/2024	1550			18	5	3		1					1		X	X	X	X	N	010
11	HAM-AP1-FB-01	WQ	G	12/3/2024	1545			18	5	3		1					1		X	X	X	X	N	011
12	HAM-AP1-FD-01	WG	G	12/3/2024	0000			18	5	3		1					1		X	X	X	X	N	012

ADDITIONAL COMMENTS	RELINQUISHED BY / AFFILIATION	DATE	TIME	ACCEPTED BY / AFFILIATION	DATE	TIME	SAMPLE CONDITIONS
Task Code: HAM-CCR-CA-20241202	Zain Webb / Geosyntec	12/5/24	9:17	Ryan William / Pace	12/5/24	0917	
	Ryan William / Pace	12/5/24	1135	Charles Hamb	12/5/24	1135	

SAMPLER NAME AND SIGNATURE

PRINT Name of SAMPLER: Zain Webb / Geosyntec Consultants, Inc.

SIGNATURE of SAMPLER: Zain Webb — DATE Signed (MM/DD/YY): 12/3/24

Temp in °C | Received on Ice (Y/N) | Custody Sealed Cooler (Y/N) | Samples Intact (Y/N)

*Important Note: By signing this form you are accepting Pace's NET 30 day payment terms and agreeing to late charges of 1.5% per month for any invoices not paid within 30 days.

Pace Analytical Services, LLC
9800 Kincey Ave. Suite 100
Huntersville, NC 28078
(704)875-9092

January 28, 2025

Kristen Jurinko
Southern Company
241 Ralph McGill Blvd NE
Bin 10160
Atlanta, GA 30308

RE: Project: Hammond AP-1
Pace Project No.: 92772942

Dear Kristen Jurinko:

Enclosed are the analytical results for sample(s) received by the laboratory on January 08, 2025. The results relate only to the samples included in this report. Results reported herein conform to the applicable TNI/NELAC Standards and the laboratory's Quality Manual, where applicable, unless otherwise noted in the body of the report.

The test results provided in this final report were generated by each of the following laboratories within the Pace Network:

- Pace Analytical Services - Asheville
- Pace Analytical Services - Peachtree Corners, GA
- Pace Analytical Services - West Columbia

If you have any questions concerning this report, please feel free to contact me.

Sincerely,

Bonnie Vang

Bonnie Vang
bonnie.vang@pacelabs.com
704-977-0968
Project Manager

Enclosures

cc: Kip Gray, Geosyntec
Christine Hug, Geosyntec Consultants, Inc.
Thomas Kessler, Geosyntec Consultants
Whitney Law, Geosyntec Consultants
Laura Midkiff, Southern Company
Caroline Nelson, Geosyntec Consultants, Inc
Jamie Newsome, Geosyntec Consultants
Zain Webb, Geosyntec Consultants

REPORT OF LABORATORY ANALYSIS

This report shall not be reproduced, except in full,
without the written consent of Pace Analytical Services, LLC.

Pace Analytical Services, LLC
9800 Kincey Ave. Suite 100
Huntersville, NC 28078
(704)875-9092

CERTIFICATIONS

Project:	Hammond AP-1
Pace Project No.:	92772942

Pace Analytical Services Asheville

2225 Riverside Drive, Asheville, NC 28804
Florida/NELAP Certification #: E87648
North Carolina Drinking Water Certification #: 37712
North Carolina Wastewater Certification #: 40
South Carolina Laboratory ID: 99030
South Carolina Certification #: 99030001
Virginia/VELAP Certification #: 460222

Pace Analytical Services Peachtree Corners

110 Technology Pkwy, Peachtree Corners, GA 30092
Florida DOH Certification #: E87315
Georgia DW Inorganics Certification #: 812
North Carolina Certification #: 381
South Carolina Certification #: 98011001
Virginia Certification #: 460204

Pace Analytical Services West Columbia

106 Vantage Point Drive, West Columbia, SC 29172
Alaska Dept. of Energy Conservation, Cert# 20-002
California ELAP, cert# 3049
DoD, DoD QSM V5.4, cert# I.2224
DOE, DoD/DOE QSM V5.4, cert# I.2224.01
Florida, Dept. of Health, cert# E87653-70
Georgia, Env. Protection Division, cert# E87653
Illinois, EPA NELAP, cert# 2000552024-9
Kansas, Dept. of Health and Environment, cert# E-10417
Kentucky, Dept. for Env. Protection, UST, cert# 103582
Kentucky, Dept. for Env. Protection, cert# 98037
Louisiana, Dept. of Environmental Quality, cert# 5125
North Carolina, DEQ, Water Resources, cert# 329
New Jersey, Dept. of Env. Protection, cert# NLC 240005
Oklahoma, Dept. of Env. Quality, cert# 2023-175
Oregon, ELAP, cert# 4181-006
Pennsylvania, Dept. of Env. Protection, cert# 003
South Carolina, Dept. of Env. Services, cert# 32010001
Texas, Commission on Env. Quality, cert# TX-C24-00083
Virginia, Dept. of General Services, cert# 13080
Wisconsin, Dept. of Natural Resources, cert# 399136100

This report shall not be reproduced, except in full,
without the written consent of Pace Analytical Services, LLC.

Pace Analytical Services, LLC
9800 Kincey Ave. Suite 100
Huntersville, NC 28078
(704)875-9092

SAMPLE SUMMARY

Project: Hammond AP-1
Pace Project No.: 92772942

Lab ID	Sample ID	Matrix	Date Collected	Date Received
92772942001	**HAM-PT-07**	Water	01/06/25 15:44	01/08/25 12:45
92772942002	**HAM-PT-08**	Water	01/06/25 16:50	01/08/25 12:45
92772942003	**HAM-PT-09**	Water	01/07/25 10:37	01/08/25 12:45
92772942004	**HAM-PT-10**	Water	01/07/25 12:30	01/08/25 12:45
92772942005	**HAM-PT-11**	Water	01/07/25 11:37	01/08/25 12:45
92772942006	**HAM-PT-12**	Water	01/07/25 09:36	01/08/25 12:45
92772942007	**HAM-PT-13**	Water	01/06/25 12:47	01/08/25 12:45
92772942008	**HAM-PT-14**	Water	01/06/25 12:40	01/08/25 12:45
92772942009	**HAM-PT-15**	Water	01/06/25 14:23	01/08/25 12:45
92772942010	**HAM-AP1-EB-01**	Water	01/07/25 12:55	01/08/25 12:45
92772942011	**HAM-AP1-FB-01**	Water	01/07/25 12:50	01/08/25 12:45
92772942012	**HAM-AP1-FD-01**	Water	01/06/25 00:00	01/08/25 12:45

This report shall not be reproduced, except in full,
without the written consent of Pace Analytical Services, LLC.

Pace Analytical Services, LLC
9800 Kincey Ave. Suite 100
Huntersville, NC 28078
(704)875-9092

SAMPLE ANALYTE COUNT

Project: Hammond AP-1
Pace Project No.: 92772942

Lab ID	Sample ID	Method	Analysts	Analytes Reported
92772942001	**HAM-PT-07**	EPA 6020B	CW1	1
		SM 2540C-2015	DL1	1
		SM 2320B-2011	SMS	3
		SM 4500-S2D-2011	JP1	1
		EPA 300.0 Rev 2.1 1993	CDC	3
		EPA 6020B	BK1, BW	18
		EPA 7470A	KAJ1	1
92772942002	**HAM-PT-08**	EPA 6020B	CW1	1
		SM 2540C-2015	DL1	1
		SM 2320B-2011	SMS	3
		SM 4500-S2D-2011	JP1	1
		EPA 300.0 Rev 2.1 1993	CDC	3
		EPA 6020B	BK1, BW	18
		EPA 7470A	KAJ1	1
92772942003	**HAM-PT-09**	EPA 6020B	CW1	1
		SM 2540C-2015	DL1	1
		SM 2320B-2011	SMS	3
		SM 4500-S2D-2011	JP1	1
		EPA 300.0 Rev 2.1 1993	CDC	3
		EPA 6020B	BK1, BW	18
		EPA 7470A	KAJ1	1
92772942004	**HAM-PT-10**	EPA 6020B	CW1	1
		SM 2540C-2015	DL1	1
		SM 2320B-2011	SMS	3
		SM 4500-S2D-2011	JP1	1
		EPA 300.0 Rev 2.1 1993	CDC	3
		EPA 6020B	BK1, BW	18
		EPA 7470A	KAJ1	1
92772942005	**HAM-PT-11**	EPA 6020B	CW1	1
		SM 2540C-2015	DL1	1
		SM 2320B-2011	SMS	3
		SM 4500-S2D-2011	JP1	1
		EPA 300.0 Rev 2.1 1993	CDC	3
		EPA 6020B	BK1, BW	18
		EPA 7470A	KAJ1	1
92772942006	**HAM-PT-12**	EPA 6020B	CW1	1
		SM 2540C-2015	DL1	1

This report shall not be reproduced, except in full,
without the written consent of Pace Analytical Services, LLC.

Pace Analytical Services, LLC
9800 Kincey Ave. Suite 100
Huntersville, NC 28078
(704)875-9092

SAMPLE ANALYTE COUNT

Project: Hammond AP-1
Pace Project No.: 92772942

Lab ID	Sample ID	Method	Analysts	Analytes Reported
		SM 2320B-2011	SMS	3
		SM 4500-S2D-2011	JP1	1
		EPA 300.0 Rev 2.1 1993	CDC	3
		EPA 6020B	BK1, BW	18
		EPA 7470A	KAJ1	1
92772942007	**HAM-PT-13**	EPA 6020B	CW1	1
		SM 2540C-2015	DL1	1
		SM 2320B-2011	SMS	3
		SM 4500-S2D-2011	JP1	1
		EPA 300.0 Rev 2.1 1993	CDC	3
		EPA 6020B	BK1, BW	18
		EPA 7470A	KAJ1	1
92772942008	**HAM-PT-14**	EPA 6020B	CW1	1
		SM 2540C-2015	DL1	1
		SM 2320B-2011	SMS	3
		SM 4500-S2D-2011	JP1	1
		EPA 300.0 Rev 2.1 1993	CDC	3
		EPA 6020B	BK1, BW	18
		EPA 7470A	KAJ1	1
92772942009	**HAM-PT-15**	EPA 6020B	CW1	1
		SM 2540C-2015	DL1	1
		SM 2320B-2011	SMS	3
		SM 4500-S2D-2011	JP1	1
		EPA 300.0 Rev 2.1 1993	CDC	3
		EPA 6020B	BK1, BW	18
		EPA 7470A	KAJ1	1
92772942010	**HAM-AP1-EB-01**	EPA 6020B	CW1	1
		SM 2540C-2015	DL1	1
		SM 2320B-2011	SMS	3
		SM 4500-S2D-2011	JP1	1
		EPA 300.0 Rev 2.1 1993	CDC	3
		EPA 6020B	BK1	18
		EPA 7470A	KAJ1	1
92772942011	**HAM-AP1-FB-01**	EPA 6020B	CW1	1
		SM 2540C-2015	DL1	1
		SM 2320B-2011	SMS	3
		SM 4500-S2D-2011	JP1	1

This report shall not be reproduced, except in full,
without the written consent of Pace Analytical Services, LLC.

Pace Analytical Services, LLC
9800 Kincey Ave. Suite 100
Huntersville, NC 28078
(704)875-9092

SAMPLE ANALYTE COUNT

Project: Hammond AP-1
Pace Project No.: 92772942

Lab ID	Sample ID	Method	Analysts	Analytes Reported
		EPA 300.0 Rev 2.1 1993	CDC	3
		EPA 6020B	BK1	18
		EPA 7470A	KAJ1	1
92772942012	**HAM-AP1-FD-01**	EPA 6020B	CW1	1
		SM 2540C-2015	DL1	1
		SM 2320B-2011	SMS	3
		SM 4500-S2D-2011	JP1	1
		EPA 300.0 Rev 2.1 1993	CDC	3
		EPA 6020B	BK1, BW	18
		EPA 7470A	KAJ1	1

PASI-A = Pace Analytical Services - Asheville
PASI-GA = Pace Analytical Services - Peachtree Corners, GA
PASI-WC = Pace Analytical Services - West Columbia

This report shall not be reproduced, except in full,
without the written consent of Pace Analytical Services, LLC.

Pace Analytical Services, LLC
9800 Kincey Ave. Suite 100
Huntersville, NC 28078
(704)875-9092

SUMMARY OF DETECTION

Project: Hammond AP-1
Pace Project No.: 92772942

Lab Sample ID Method	Client Sample ID Parameters	Result	Units	Report Limit	Analyzed	Qualifiers
92772942001	**HAM-PT-07**					
EPA 6020B	Lithium	0.049	mg/L	0.030	01/23/25 14:09	
SM 2540C-2015	Total Dissolved Solids	529	mg/L	25.0	01/09/25 13:49	
SM 2320B-2011	Alkalinity,Bicarbonate (CaCO3)	163	mg/L	5.0	01/14/25 13:45	
SM 2320B-2011	Alkalinity, Total as CaCO3	163	mg/L	5.0	01/14/25 13:45	
EPA 300.0 Rev 2.1 1993	Chloride	18.1	mg/L	1.0	01/09/25 08:15	
EPA 300.0 Rev 2.1 1993	Fluoride	0.38	mg/L	0.10	01/09/25 08:15	
EPA 300.0 Rev 2.1 1993	Sulfate	181	mg/L	4.0	01/09/25 18:17	
EPA 6020B	Arsenic	0.18	mg/L	0.0050	01/13/25 18:21	
EPA 6020B	Barium	0.047	mg/L	0.0050	01/13/25 18:21	
EPA 6020B	Boron	0.83J	mg/L	0.80	01/14/25 16:44	
EPA 6020B	Calcium	113	mg/L	20.0	01/14/25 16:44	
EPA 6020B	Cobalt	0.042	mg/L	0.0050	01/13/25 18:21	
EPA 6020B	Iron	7.8	mg/L	0.040	01/13/25 18:21	
EPA 6020B	Magnesium	16.5	mg/L	0.050	01/13/25 18:21	
EPA 6020B	Manganese	3.2	mg/L	0.80	01/14/25 16:44	
EPA 6020B	Molybdenum	0.011	mg/L	0.010	01/13/25 18:21	
EPA 6020B	Potassium	5.8	mg/L	0.50	01/13/25 18:21	
EPA 6020B	Sodium	8.1	mg/L	1.0	01/13/25 18:21	
EPA 6020B	Thallium	0.00027J	mg/L	0.0010	01/14/25 15:42	
92772942002	**HAM-PT-08**					
EPA 6020B	Lithium	0.028J	mg/L	0.030	01/23/25 14:13	
SM 2540C-2015	Total Dissolved Solids	479	mg/L	25.0	01/09/25 13:49	
SM 2320B-2011	Alkalinity,Bicarbonate (CaCO3)	111	mg/L	5.0	01/14/25 13:54	
SM 2320B-2011	Alkalinity, Total as CaCO3	111	mg/L	5.0	01/14/25 13:54	
EPA 300.0 Rev 2.1 1993	Chloride	17.7	mg/L	1.0	01/09/25 08:32	
EPA 300.0 Rev 2.1 1993	Fluoride	0.23	mg/L	0.10	01/09/25 08:32	
EPA 300.0 Rev 2.1 1993	Sulfate	183	mg/L	4.0	01/09/25 18:32	
EPA 6020B	Arsenic	0.062	mg/L	0.0050	01/13/25 18:30	
EPA 6020B	Barium	0.051	mg/L	0.0050	01/13/25 18:30	
EPA 6020B	Boron	0.92J	mg/L	0.80	01/14/25 16:53	
EPA 6020B	Calcium	105	mg/L	20.0	01/14/25 16:53	
EPA 6020B	Cobalt	0.042	mg/L	0.0050	01/13/25 18:30	
EPA 6020B	Iron	1.3	mg/L	0.040	01/13/25 18:30	
EPA 6020B	Magnesium	13.7	mg/L	0.050	01/13/25 18:30	
EPA 6020B	Manganese	2.7	mg/L	0.80	01/14/25 16:53	
EPA 6020B	Molybdenum	0.010J	mg/L	0.010	01/13/25 18:30	
EPA 6020B	Potassium	5.5	mg/L	0.50	01/13/25 18:30	
EPA 6020B	Sodium	7.2	mg/L	1.0	01/13/25 18:30	
EPA 6020B	Thallium	0.00025J	mg/L	0.0010	01/14/25 15:51	
92772942003	**HAM-PT-09**					
EPA 6020B	Lithium	0.0021J	mg/L	0.030	01/23/25 14:17	
SM 2540C-2015	Total Dissolved Solids	490	mg/L	25.0	01/09/25 13:55	
SM 2320B-2011	Alkalinity,Bicarbonate (CaCO3)	131	mg/L	5.0	01/14/25 17:01	
SM 2320B-2011	Alkalinity, Total as CaCO3	131	mg/L	5.0	01/14/25 17:01	
EPA 300.0 Rev 2.1 1993	Chloride	50.2	mg/L	1.0	01/09/25 08:48	
EPA 300.0 Rev 2.1 1993	Fluoride	0.37	mg/L	0.10	01/09/25 08:48	

This report shall not be reproduced, except in full,
without the written consent of Pace Analytical Services, LLC.

Pace Analytical Services, LLC
9800 Kincey Ave. Suite 100
Huntersville, NC 28078
(704)875-9092

SUMMARY OF DETECTION

Project: Hammond AP-1
Pace Project No.: 92772942

Lab Sample ID Method	Client Sample ID Parameters	Result	Units	Report Limit	Analyzed	Qualifiers
92772942003	**HAM-PT-09**					
EPA 300.0 Rev 2.1 1993	Sulfate	127	mg/L	3.0	01/09/25 18:47	
EPA 6020B	Barium	0.065	mg/L	0.0050	01/13/25 18:38	
EPA 6020B	Boron	1.8	mg/L	0.80	01/14/25 17:01	
EPA 6020B	Cadmium	0.00013J	mg/L	0.00050	01/13/25 18:38	
EPA 6020B	Calcium	90.2	mg/L	20.0	01/14/25 17:01	
EPA 6020B	Cobalt	0.0023J	mg/L	0.0050	01/13/25 18:38	
EPA 6020B	Iron	0.26	mg/L	0.040	01/13/25 18:38	
EPA 6020B	Magnesium	20.7	mg/L	0.050	01/13/25 18:38	
EPA 6020B	Manganese	0.36J	mg/L	0.80	01/14/25 17:01	
EPA 6020B	Molybdenum	0.19	mg/L	0.010	01/13/25 18:38	
EPA 6020B	Potassium	6.7	mg/L	0.50	01/13/25 18:38	
EPA 6020B	Sodium	14.1	mg/L	1.0	01/13/25 18:38	
EPA 6020B	Thallium	0.00019J	mg/L	0.0010	01/13/25 18:38	BC
92772942004	**HAM-PT-10**					
EPA 6020B	Lithium	0.00058J	mg/L	0.030	01/23/25 14:21	
SM 2540C-2015	Total Dissolved Solids	414	mg/L	25.0	01/09/25 13:56	
SM 2320B-2011	Alkalinity,Bicarbonate (CaCO3)	105	mg/L	5.0	01/15/25 11:47	
SM 2320B-2011	Alkalinity, Total as CaCO3	105	mg/L	5.0	01/15/25 11:47	
EPA 300.0 Rev 2.1 1993	Chloride	50.4	mg/L	1.0	01/09/25 09:04	
EPA 300.0 Rev 2.1 1993	Fluoride	0.20	mg/L	0.10	01/09/25 09:04	
EPA 300.0 Rev 2.1 1993	Sulfate	112	mg/L	3.0	01/09/25 19:02	
EPA 6020B	Barium	0.048	mg/L	0.0050	01/13/25 18:47	
EPA 6020B	Boron	1.6	mg/L	0.80	01/14/25 17:10	
EPA 6020B	Calcium	93.1	mg/L	20.0	01/14/25 17:10	
EPA 6020B	Cobalt	0.0013J	mg/L	0.0050	01/13/25 18:47	
EPA 6020B	Iron	0.19	mg/L	0.040	01/13/25 18:47	
EPA 6020B	Magnesium	12.3	mg/L	0.050	01/13/25 18:47	
EPA 6020B	Manganese	0.42J	mg/L	0.80	01/14/25 17:10	
EPA 6020B	Molybdenum	0.043	mg/L	0.010	01/13/25 18:47	
EPA 6020B	Potassium	7.1	mg/L	0.50	01/13/25 18:47	
EPA 6020B	Sodium	10.3	mg/L	1.0	01/13/25 18:47	
92772942005	**HAM-PT-11**					
EPA 6020B	Lithium	0.0010J	mg/L	0.030	01/23/25 14:25	
SM 2540C-2015	Total Dissolved Solids	424	mg/L	25.0	01/09/25 13:56	
SM 2320B-2011	Alkalinity,Bicarbonate (CaCO3)	121	mg/L	5.0	01/15/25 12:13	
SM 2320B-2011	Alkalinity, Total as CaCO3	121	mg/L	5.0	01/15/25 12:13	
EPA 300.0 Rev 2.1 1993	Chloride	34.5	mg/L	1.0	01/09/25 09:21	
EPA 300.0 Rev 2.1 1993	Fluoride	0.28	mg/L	0.10	01/09/25 09:21	
EPA 300.0 Rev 2.1 1993	Sulfate	103	mg/L	4.0	01/09/25 19:18	
EPA 6020B	Barium	0.060	mg/L	0.0050	01/13/25 18:56	
EPA 6020B	Boron	1.7	mg/L	0.80	01/14/25 17:19	
EPA 6020B	Calcium	88.8	mg/L	20.0	01/14/25 17:19	
EPA 6020B	Cobalt	0.0017J	mg/L	0.0050	01/13/25 18:56	
EPA 6020B	Iron	0.014J	mg/L	0.040	01/13/25 18:56	
EPA 6020B	Magnesium	12.8	mg/L	0.050	01/13/25 18:56	
EPA 6020B	Manganese	0.33J	mg/L	0.80	01/14/25 17:19	

This report shall not be reproduced, except in full,
without the written consent of Pace Analytical Services, LLC.

Pace Analytical Services, LLC
9800 Kincey Ave. Suite 100
Huntersville, NC 28078
(704)875-9092

SUMMARY OF DETECTION

Project: Hammond AP-1
Pace Project No.: 92772942

Lab Sample ID Method	Client Sample ID Parameters	Result	Units	Report Limit	Analyzed	Qualifiers
92772942005	**HAM-PT-11**					
EPA 6020B	Molybdenum	0.12	mg/L	0.010	01/13/25 18:56	
EPA 6020B	Potassium	6.7	mg/L	0.50	01/13/25 18:56	
EPA 6020B	Sodium	8.9	mg/L	1.0	01/13/25 18:56	
92772942006	**HAM-PT-12**					
EPA 6020B	Lithium	0.00095J	mg/L	0.030	01/23/25 14:51	
SM 2540C-2015	Total Dissolved Solids	506	mg/L	25.0	01/09/25 13:56	
SM 2320B-2011	Alkalinity,Bicarbonate (CaCO3)	126	mg/L	5.0	01/15/25 12:38	
SM 2320B-2011	Alkalinity, Total as CaCO3	126	mg/L	5.0	01/15/25 12:38	
EPA 300.0 Rev 2.1 1993	Chloride	55.0	mg/L	1.0	01/09/25 09:37	M1
EPA 300.0 Rev 2.1 1993	Fluoride	0.27	mg/L	0.10	01/09/25 09:37	M1
EPA 300.0 Rev 2.1 1993	Sulfate	130	mg/L	3.0	01/09/25 20:03	M1
EPA 6020B	Barium	0.057	mg/L	0.0050	01/13/25 19:05	
EPA 6020B	Boron	1.8	mg/L	0.80	01/14/25 17:28	
EPA 6020B	Cadmium	0.00013J	mg/L	0.00050	01/13/25 19:05	
EPA 6020B	Calcium	90.2	mg/L	20.0	01/14/25 17:28	
EPA 6020B	Cobalt	0.0019J	mg/L	0.0050	01/13/25 19:05	
EPA 6020B	Iron	0.11	mg/L	0.040	01/13/25 19:05	
EPA 6020B	Magnesium	17.8	mg/L	0.050	01/13/25 19:05	
EPA 6020B	Manganese	0.41J	mg/L	0.80	01/14/25 17:28	
EPA 6020B	Molybdenum	0.13	mg/L	0.010	01/13/25 19:05	
EPA 6020B	Potassium	6.5	mg/L	0.50	01/13/25 19:05	
EPA 6020B	Sodium	12.8	mg/L	1.0	01/13/25 19:05	
EPA 6020B	Thallium	0.00017J	mg/L	0.0010	01/13/25 19:05	BC
92772942007	**HAM-PT-13**					
EPA 6020B	Lithium	0.053	mg/L	0.030	01/23/25 14:55	
SM 2540C-2015	Total Dissolved Solids	540	mg/L	25.0	01/09/25 13:49	
SM 2320B-2011	Alkalinity,Bicarbonate (CaCO3)	155	mg/L	5.0	01/14/25 14:03	
SM 2320B-2011	Alkalinity, Total as CaCO3	155	mg/L	5.0	01/14/25 14:03	
EPA 300.0 Rev 2.1 1993	Chloride	19.1	mg/L	1.0	01/09/25 10:59	
EPA 300.0 Rev 2.1 1993	Fluoride	0.42	mg/L	0.10	01/09/25 10:59	
EPA 300.0 Rev 2.1 1993	Sulfate	186	mg/L	4.0	01/09/25 20:48	
EPA 6020B	Arsenic	0.20	mg/L	0.0050	01/13/25 19:14	
EPA 6020B	Barium	0.047	mg/L	0.0050	01/13/25 19:14	
EPA 6020B	Boron	0.79J	mg/L	0.80	01/14/25 17:37	
EPA 6020B	Calcium	113	mg/L	20.0	01/14/25 17:37	
EPA 6020B	Cobalt	0.021	mg/L	0.0050	01/13/25 19:14	
EPA 6020B	Iron	7.7	mg/L	0.040	01/13/25 19:14	
EPA 6020B	Magnesium	16.4	mg/L	0.050	01/13/25 19:14	
EPA 6020B	Manganese	2.8	mg/L	0.80	01/14/25 17:37	
EPA 6020B	Molybdenum	0.0088J	mg/L	0.010	01/13/25 19:14	
EPA 6020B	Potassium	6.0	mg/L	0.50	01/13/25 19:14	
EPA 6020B	Sodium	8.8	mg/L	1.0	01/13/25 19:14	
EPA 6020B	Thallium	0.00030J	mg/L	0.0010	01/14/25 16:00	
92772942008	**HAM-PT-14**					
EPA 6020B	Lithium	0.054	mg/L	0.030	01/23/25 14:59	
SM 2540C-2015	Total Dissolved Solids	551	mg/L	25.0	01/09/25 13:49	

This report shall not be reproduced, except in full,
without the written consent of Pace Analytical Services, LLC.

Pace Analytical Services, LLC
9800 Kincey Ave. Suite 100
Huntersville, NC 28078
(704)875-9092

SUMMARY OF DETECTION

Project: Hammond AP-1
Pace Project No.: 92772942

Lab Sample ID Method	Client Sample ID Parameters	Result	Units	Report Limit	Analyzed	Qualifiers
92772942008	**HAM-PT-14**					
SM 2320B-2011	Alkalinity,Bicarbonate (CaCO3)	161	mg/L	5.0	01/14/25 14:35	
SM 2320B-2011	Alkalinity, Total as CaCO3	161	mg/L	5.0	01/14/25 14:35	
EPA 300.0 Rev 2.1 1993	Chloride	19.5	mg/L	1.0	01/09/25 11:15	
EPA 300.0 Rev 2.1 1993	Fluoride	0.34	mg/L	0.10	01/09/25 11:15	
EPA 300.0 Rev 2.1 1993	Sulfate	213	mg/L	4.0	01/09/25 21:03	
EPA 6020B	Arsenic	0.26	mg/L	0.0050	01/13/25 19:22	
EPA 6020B	Barium	0.043	mg/L	0.0050	01/13/25 19:22	
EPA 6020B	Boron	0.80J	mg/L	0.80	01/15/25 13:49	
EPA 6020B	Calcium	125	mg/L	20.0	01/15/25 13:49	
EPA 6020B	Cobalt	0.023	mg/L	0.0050	01/13/25 19:22	
EPA 6020B	Iron	10.5	mg/L	0.040	01/13/25 19:22	
EPA 6020B	Magnesium	16.8	mg/L	0.050	01/13/25 19:22	
EPA 6020B	Manganese	3.2	mg/L	0.80	01/15/25 13:49	
EPA 6020B	Molybdenum	0.013	mg/L	0.010	01/13/25 19:22	
EPA 6020B	Potassium	5.7	mg/L	0.50	01/13/25 19:22	
EPA 6020B	Sodium	7.9	mg/L	1.0	01/13/25 19:22	
EPA 6020B	Thallium	0.00015J	mg/L	0.0010	01/13/25 19:22	BC
92772942009	**HAM-PT-15**					
EPA 6020B	Lithium	0.043	mg/L	0.030	01/23/25 15:03	
SM 2540C-2015	Total Dissolved Solids	519	mg/L	25.0	01/09/25 13:50	
SM 2320B-2011	Alkalinity,Bicarbonate (CaCO3)	155	mg/L	5.0	01/14/25 14:51	
SM 2320B-2011	Alkalinity, Total as CaCO3	155	mg/L	5.0	01/14/25 14:51	
EPA 300.0 Rev 2.1 1993	Chloride	16.1	mg/L	1.0	01/09/25 11:31	
EPA 300.0 Rev 2.1 1993	Fluoride	0.37	mg/L	0.10	01/09/25 11:31	
EPA 300.0 Rev 2.1 1993	Sulfate	187	mg/L	4.0	01/09/25 21:19	
EPA 6020B	Arsenic	0.053	mg/L	0.0050	01/13/25 19:49	
EPA 6020B	Barium	0.049	mg/L	0.0050	01/13/25 19:49	
EPA 6020B	Boron	0.90J	mg/L	0.80	01/15/25 13:58	
EPA 6020B	Cadmium	0.00039J	mg/L	0.00050	01/13/25 19:49	
EPA 6020B	Calcium	121	mg/L	20.0	01/15/25 13:58	
EPA 6020B	Cobalt	0.025	mg/L	0.0050	01/13/25 19:49	
EPA 6020B	Iron	0.90	mg/L	0.040	01/13/25 19:49	
EPA 6020B	Magnesium	14.3	mg/L	0.050	01/13/25 19:49	
EPA 6020B	Manganese	4.0	mg/L	0.80	01/15/25 13:58	
EPA 6020B	Molybdenum	0.014	mg/L	0.010	01/13/25 19:49	
EPA 6020B	Potassium	5.7	mg/L	0.50	01/13/25 19:49	
EPA 6020B	Sodium	7.7	mg/L	1.0	01/13/25 19:49	
EPA 6020B	Thallium	0.00055J	mg/L	0.0010	01/14/25 16:09	
92772942010	**HAM-AP1-EB-01**					
EPA 6020B	Magnesium	0.022J	mg/L	0.050	01/13/25 19:58	
EPA 6020B	Manganese	0.0050J	mg/L	0.040	01/13/25 19:58	
92772942011	**HAM-AP1-FB-01**					
EPA 6020B	Manganese	0.0019J	mg/L	0.040	01/13/25 20:06	
92772942012	**HAM-AP1-FD-01**					
EPA 6020B	Lithium	0.031	mg/L	0.030	01/23/25 15:16	

This report shall not be reproduced, except in full,
without the written consent of Pace Analytical Services, LLC.

Pace Analytical Services, LLC
9800 Kincey Ave. Suite 100
Huntersville, NC 28078
(704)875-9092

SUMMARY OF DETECTION

Project: Hammond AP-1
Pace Project No.: 92772942

Lab Sample ID Method	Client Sample ID Parameters	Result	Units	Report Limit	Analyzed	Qualifiers
92772942012	**HAM-AP1-FD-01**					
SM 2540C-2015	Total Dissolved Solids	478	mg/L	25.0	01/09/25 13:51	
SM 2320B-2011	Alkalinity,Bicarbonate (CaCO3)	112	mg/L	5.0	01/14/25 15:02	
SM 2320B-2011	Alkalinity, Total as CaCO3	112	mg/L	5.0	01/14/25 15:02	
EPA 300.0 Rev 2.1 1993	Chloride	17.8	mg/L	1.0	01/09/25 11:48	
EPA 300.0 Rev 2.1 1993	Fluoride	0.23	mg/L	0.10	01/09/25 11:48	
EPA 300.0 Rev 2.1 1993	Sulfate	187	mg/L	4.0	01/09/25 21:34	
EPA 6020B	Arsenic	0.063	mg/L	0.0050	01/13/25 20:15	
EPA 6020B	Barium	0.051	mg/L	0.0050	01/13/25 20:15	
EPA 6020B	Boron	0.91J	mg/L	0.80	01/15/25 14:06	
EPA 6020B	Calcium	111	mg/L	20.0	01/15/25 14:06	
EPA 6020B	Cobalt	0.041	mg/L	0.0050	01/13/25 20:15	
EPA 6020B	Iron	1.3	mg/L	0.040	01/13/25 20:15	
EPA 6020B	Magnesium	13.5	mg/L	0.050	01/13/25 20:15	
EPA 6020B	Manganese	2.9	mg/L	0.80	01/15/25 14:06	
EPA 6020B	Molybdenum	0.0095J	mg/L	0.010	01/13/25 20:15	
EPA 6020B	Potassium	5.4	mg/L	0.50	01/13/25 20:15	
EPA 6020B	Sodium	7.0	mg/L	1.0	01/13/25 20:15	
EPA 6020B	Thallium	0.00024J	mg/L	0.0010	01/14/25 16:18	

This report shall not be reproduced, except in full,
without the written consent of Pace Analytical Services, LLC.

Pace Analytical Services, LLC
9800 Kincey Ave. Suite 100
Huntersville, NC 28078
(704)875-9092

ANALYTICAL RESULTS

Project: Hammond AP-1
Pace Project No.: 92772942

Sample: HAM-PT-07 **Lab ID: 92772942001** Collected: 01/06/25 15:44 Received: 01/08/25 12:45 Matrix: Water

Parameters	Results	Units	Report Limit	MDL	DF	Prepared	Analyzed	CAS No.	Qual
6020 MET ICPMS	Analytical Method: EPA 6020B Preparation Method: EPA 3005A Pace Analytical Services - Peachtree Corners, GA								
Lithium	**0.049**	mg/L	0.030	0.00028	1	01/23/25 10:10	01/23/25 14:09	7439-93-2	
2540C Total Dissolved Solids	Analytical Method: SM 2540C-2015 Pace Analytical Services - Peachtree Corners, GA								
Total Dissolved Solids	**529**	mg/L	25.0	25.0	1		01/09/25 13:49		
2320B Alkalinity	Analytical Method: SM 2320B-2011 Pace Analytical Services - Asheville								
Alkalinity,Bicarbonate (CaCO3)	**163**	mg/L	5.0	5.0	1		01/14/25 13:45		
Alkalinity,Carbonate (CaCO3)	ND	mg/L	5.0	5.0	1		01/14/25 13:45		
Alkalinity, Total as CaCO3	**163**	mg/L	5.0	5.0	1		01/14/25 13:45		
4500S2D Sulfide Water	Analytical Method: SM 4500-S2D-2011 Pace Analytical Services - Asheville								
Sulfide	ND	mg/L	0.10	0.022	1		01/10/25 03:15	18496-25-8	
300.0 IC Anions 28 Days	Analytical Method: EPA 300.0 Rev 2.1 1993 Pace Analytical Services - Asheville								
Chloride	**18.1**	mg/L	1.0	0.60	1		01/09/25 08:15	16887-00-6	
Fluoride	**0.38**	mg/L	0.10	0.050	1		01/09/25 08:15	16984-48-8	
Sulfate	**181**	mg/L	4.0	2.0	4		01/09/25 18:17	14808-79-8	
WC 6020B MET ICPMS	Analytical Method: EPA 6020B Preparation Method: EPA 3005A Pace Analytical Services - West Columbia								
Antimony	ND	mg/L	0.0030	0.00050	1	01/13/25 09:30	01/13/25 18:21	7440-36-0	
Arsenic	**0.18**	mg/L	0.0050	0.0012	1	01/13/25 09:30	01/13/25 18:21	7440-38-2	
Barium	**0.047**	mg/L	0.0050	0.0012	1	01/13/25 09:30	01/13/25 18:21	7440-39-3	
Beryllium	ND	mg/L	0.00050	0.00015	1	01/13/25 09:30	01/13/25 18:21	7440-41-7	
Boron	**0.83J**	mg/L	0.80	0.12	20	01/13/25 09:30	01/14/25 16:44	7440-42-8	
Cadmium	ND	mg/L	0.00050	0.00012	1	01/13/25 09:30	01/13/25 18:21	7440-43-9	
Calcium	**113**	mg/L	20.0	2.0	20	01/13/25 09:30	01/14/25 16:44	7440-70-2	
Chromium	ND	mg/L	0.0050	0.0012	1	01/13/25 09:30	01/13/25 18:21	7440-47-3	
Cobalt	**0.042**	mg/L	0.0050	0.0012	1	01/13/25 09:30	01/13/25 18:21	7440-48-4	
Iron	**7.8**	mg/L	0.040	0.012	1	01/13/25 09:30	01/13/25 18:21	7439-89-6	
Lead	ND	mg/L	0.0010	0.00025	1	01/13/25 09:30	01/13/25 18:21	7439-92-1	
Magnesium	**16.5**	mg/L	0.050	0.010	1	01/13/25 09:30	01/13/25 18:21	7439-95-4	
Manganese	**3.2**	mg/L	0.80	0.025	20	01/13/25 09:30	01/14/25 16:44	7439-96-5	
Molybdenum	**0.011**	mg/L	0.010	0.0025	1	01/13/25 09:30	01/13/25 18:21	7439-98-7	
Potassium	**5.8**	mg/L	0.50	0.10	1	01/13/25 09:30	01/13/25 18:21	7440-09-7	
Selenium	ND	mg/L	0.0050	0.0012	1	01/13/25 09:30	01/13/25 18:21	7782-49-2	
Sodium	**8.1**	mg/L	1.0	0.15	1	01/13/25 09:30	01/13/25 18:21	7440-23-5	
Thallium	**0.00027J**	mg/L	0.0010	0.00015	1	01/13/25 09:30	01/14/25 15:42	7440-28-0	

This report shall not be reproduced, except in full,
without the written consent of Pace Analytical Services, LLC.

Pace Analytical Services, LLC
9800 Kincey Ave. Suite 100
Huntersville, NC 28078
(704)875-9092

ANALYTICAL RESULTS

Project: Hammond AP-1
Pace Project No.: 92772942

Sample: HAM-PT-07 **Lab ID: 92772942001** Collected: 01/06/25 15:44 Received: 01/08/25 12:45 Matrix: Water

Parameters	Results	Units	Report Limit	MDL	DF	Prepared	Analyzed	CAS No.	Qual
WCOL 7470 Mercury	Analytical Method: EPA 7470A Preparation Method: EPA 7470A Pace Analytical Services - West Columbia								
Mercury	ND	mg/L	0.00080	0.00036	1	01/15/25 07:18	01/25/25 12:06	7439-97-6	P1

This report shall not be reproduced, except in full,
without the written consent of Pace Analytical Services, LLC.

Pace Analytical Services, LLC
9800 Kincey Ave. Suite 100
Huntersville, NC 28078
(704)875-9092

ANALYTICAL RESULTS

Project: Hammond AP-1
Pace Project No.: 92772942

Sample: HAM-PT-08 **Lab ID: 92772942002** Collected: 01/06/25 16:50 Received: 01/08/25 12:45 Matrix: Water

Parameters	Results	Units	Report Limit	MDL	DF	Prepared	Analyzed	CAS No.	Qual
6020 MET ICPMS	Analytical Method: EPA 6020B Preparation Method: EPA 3005A Pace Analytical Services - Peachtree Corners, GA								
Lithium	**0.028J**	mg/L	0.030	0.00028	1	01/23/25 10:10	01/23/25 14:13	7439-93-2	
2540C Total Dissolved Solids	Analytical Method: SM 2540C-2015 Pace Analytical Services - Peachtree Corners, GA								
Total Dissolved Solids	**479**	mg/L	25.0	25.0	1		01/09/25 13:49		
2320B Alkalinity	Analytical Method: SM 2320B-2011 Pace Analytical Services - Asheville								
Alkalinity,Bicarbonate (CaCO3)	**111**	mg/L	5.0	5.0	1		01/14/25 13:54		
Alkalinity,Carbonate (CaCO3)	ND	mg/L	5.0	5.0	1		01/14/25 13:54		
Alkalinity, Total as CaCO3	**111**	mg/L	5.0	5.0	1		01/14/25 13:54		
4500S2D Sulfide Water	Analytical Method: SM 4500-S2D-2011 Pace Analytical Services - Asheville								
Sulfide	ND	mg/L	0.10	0.022	1		01/10/25 03:17	18496-25-8	
300.0 IC Anions 28 Days	Analytical Method: EPA 300.0 Rev 2.1 1993 Pace Analytical Services - Asheville								
Chloride	**17.7**	mg/L	1.0	0.60	1		01/09/25 08:32	16887-00-6	
Fluoride	**0.23**	mg/L	0.10	0.050	1		01/09/25 08:32	16984-48-8	
Sulfate	**183**	mg/L	4.0	2.0	4		01/09/25 18:32	14808-79-8	
WC 6020B MET ICPMS	Analytical Method: EPA 6020B Preparation Method: EPA 3005A Pace Analytical Services - West Columbia								
Antimony	ND	mg/L	0.0030	0.00050	1	01/13/25 09:30	01/13/25 18:30	7440-36-0	
Arsenic	**0.062**	mg/L	0.0050	0.0012	1	01/13/25 09:30	01/13/25 18:30	7440-38-2	
Barium	**0.051**	mg/L	0.0050	0.0012	1	01/13/25 09:30	01/13/25 18:30	7440-39-3	
Beryllium	ND	mg/L	0.00050	0.00015	1	01/13/25 09:30	01/13/25 18:30	7440-41-7	
Boron	**0.92J**	mg/L	0.80	0.12	20	01/13/25 09:30	01/14/25 16:53	7440-42-8	
Cadmium	ND	mg/L	0.00050	0.00012	1	01/13/25 09:30	01/13/25 18:30	7440-43-9	
Calcium	**105**	mg/L	20.0	2.0	20	01/13/25 09:30	01/14/25 16:53	7440-70-2	
Chromium	ND	mg/L	0.0050	0.0012	1	01/13/25 09:30	01/13/25 18:30	7440-47-3	
Cobalt	**0.042**	mg/L	0.0050	0.0012	1	01/13/25 09:30	01/13/25 18:30	7440-48-4	
Iron	**1.3**	mg/L	0.040	0.012	1	01/13/25 09:30	01/13/25 18:30	7439-89-6	
Lead	ND	mg/L	0.0010	0.00025	1	01/13/25 09:30	01/13/25 18:30	7439-92-1	
Magnesium	**13.7**	mg/L	0.050	0.010	1	01/13/25 09:30	01/13/25 18:30	7439-95-4	
Manganese	**2.7**	mg/L	0.80	0.025	20	01/13/25 09:30	01/14/25 16:53	7439-96-5	
Molybdenum	**0.010J**	mg/L	0.010	0.0025	1	01/13/25 09:30	01/13/25 18:30	7439-98-7	
Potassium	**5.5**	mg/L	0.50	0.10	1	01/13/25 09:30	01/13/25 18:30	7440-09-7	
Selenium	ND	mg/L	0.0050	0.0012	1	01/13/25 09:30	01/13/25 18:30	7782-49-2	
Sodium	**7.2**	mg/L	1.0	0.15	1	01/13/25 09:30	01/13/25 18:30	7440-23-5	
Thallium	**0.00025J**	mg/L	0.0010	0.00015	1	01/13/25 09:30	01/14/25 15:51	7440-28-0	

This report shall not be reproduced, except in full,
without the written consent of Pace Analytical Services, LLC.

Pace Analytical Services, LLC
9800 Kincey Ave. Suite 100
Huntersville, NC 28078
(704)875-9092

ANALYTICAL RESULTS

Project: Hammond AP-1
Pace Project No.: 92772942

Sample: HAM-PT-08 **Lab ID: 92772942002** Collected: 01/06/25 16:50 Received: 01/08/25 12:45 Matrix: Water

Parameters	Results	Units	Report Limit	MDL	DF	Prepared	Analyzed	CAS No.	Qual
WCOL 7470 Mercury	Analytical Method: EPA 7470A Preparation Method: EPA 7470A Pace Analytical Services - West Columbia								
Mercury	ND	mg/L	0.00020	0.000091	1	01/15/25 07:18	01/25/25 12:14	7439-97-6	

This report shall not be reproduced, except in full,
without the written consent of Pace Analytical Services, LLC.

Pace Analytical Services, LLC
9800 Kincey Ave. Suite 100
Huntersville, NC 28078
(704)875-9092

ANALYTICAL RESULTS

Project: Hammond AP-1
Pace Project No.: 92772942

Sample: HAM-PT-09 **Lab ID: 92772942003** Collected: 01/07/25 10:37 Received: 01/08/25 12:45 Matrix: Water

Parameters	Results	Units	Report Limit	MDL	DF	Prepared	Analyzed	CAS No.	Qual
6020 MET ICPMS	Analytical Method: EPA 6020B Preparation Method: EPA 3005A Pace Analytical Services - Peachtree Corners, GA								
Lithium	**0.0021J**	mg/L	0.030	0.00028	1	01/23/25 10:10	01/23/25 14:17	7439-93-2	
2540C Total Dissolved Solids	Analytical Method: SM 2540C-2015 Pace Analytical Services - Peachtree Corners, GA								
Total Dissolved Solids	**490**	mg/L	25.0	25.0	1		01/09/25 13:55		
2320B Alkalinity	Analytical Method: SM 2320B-2011 Pace Analytical Services - Asheville								
Alkalinity,Bicarbonate (CaCO3)	**131**	mg/L	5.0	5.0	1		01/14/25 17:01		
Alkalinity,Carbonate (CaCO3)	ND	mg/L	5.0	5.0	1		01/14/25 17:01		
Alkalinity, Total as CaCO3	**131**	mg/L	5.0	5.0	1		01/14/25 17:01		
4500S2D Sulfide Water	Analytical Method: SM 4500-S2D-2011 Pace Analytical Services - Asheville								
Sulfide	ND	mg/L	0.10	0.022	1		01/10/25 03:22	18496-25-8	
300.0 IC Anions 28 Days	Analytical Method: EPA 300.0 Rev 2.1 1993 Pace Analytical Services - Asheville								
Chloride	**50.2**	mg/L	1.0	0.60	1		01/09/25 08:48	16887-00-6	
Fluoride	**0.37**	mg/L	0.10	0.050	1		01/09/25 08:48	16984-48-8	
Sulfate	**127**	mg/L	3.0	1.5	3		01/09/25 18:47	14808-79-8	
WC 6020B MET ICPMS	Analytical Method: EPA 6020B Preparation Method: EPA 3005A Pace Analytical Services - West Columbia								
Antimony	ND	mg/L	0.0030	0.00050	1	01/13/25 09:30	01/13/25 18:38	7440-36-0	
Arsenic	ND	mg/L	0.0050	0.0012	1	01/13/25 09:30	01/13/25 18:38	7440-38-2	
Barium	**0.065**	mg/L	0.0050	0.0012	1	01/13/25 09:30	01/13/25 18:38	7440-39-3	
Beryllium	ND	mg/L	0.00050	0.00015	1	01/13/25 09:30	01/13/25 18:38	7440-41-7	
Boron	**1.8**	mg/L	0.80	0.12	20	01/13/25 09:30	01/14/25 17:01	7440-42-8	
Cadmium	**0.00013J**	mg/L	0.00050	0.00012	1	01/13/25 09:30	01/13/25 18:38	7440-43-9	
Calcium	**90.2**	mg/L	20.0	2.0	20	01/13/25 09:30	01/14/25 17:01	7440-70-2	
Chromium	ND	mg/L	0.0050	0.0012	1	01/13/25 09:30	01/13/25 18:38	7440-47-3	
Cobalt	**0.0023J**	mg/L	0.0050	0.0012	1	01/13/25 09:30	01/13/25 18:38	7440-48-4	
Iron	**0.26**	mg/L	0.040	0.012	1	01/13/25 09:30	01/13/25 18:38	7439-89-6	
Lead	ND	mg/L	0.0010	0.00025	1	01/13/25 09:30	01/13/25 18:38	7439-92-1	
Magnesium	**20.7**	mg/L	0.050	0.010	1	01/13/25 09:30	01/13/25 18:38	7439-95-4	
Manganese	**0.36J**	mg/L	0.80	0.025	20	01/13/25 09:30	01/14/25 17:01	7439-96-5	
Molybdenum	**0.19**	mg/L	0.010	0.0025	1	01/13/25 09:30	01/13/25 18:38	7439-98-7	
Potassium	**6.7**	mg/L	0.50	0.10	1	01/13/25 09:30	01/13/25 18:38	7440-09-7	
Selenium	ND	mg/L	0.0050	0.0012	1	01/13/25 09:30	01/13/25 18:38	7782-49-2	
Sodium	**14.1**	mg/L	1.0	0.15	1	01/13/25 09:30	01/13/25 18:38	7440-23-5	
Thallium	**0.00019J**	mg/L	0.0010	0.00015	1	01/13/25 09:30	01/13/25 18:38	7440-28-0	BC

This report shall not be reproduced, except in full,
without the written consent of Pace Analytical Services, LLC.

Pace Analytical Services, LLC
9800 Kincey Ave. Suite 100
Huntersville, NC 28078
(704)875-9092

ANALYTICAL RESULTS

Project: Hammond AP-1
Pace Project No.: 92772942

Sample: HAM-PT-09 **Lab ID: 92772942003** Collected: 01/07/25 10:37 Received: 01/08/25 12:45 Matrix: Water

Parameters	Results	Units	Report Limit	MDL	DF	Prepared	Analyzed	CAS No.	Qual
WCOL 7470 Mercury	Analytical Method: EPA 7470A Preparation Method: EPA 7470A Pace Analytical Services - West Columbia								
Mercury	ND	mg/L	0.00020	0.000091	1	01/15/25 07:18	01/25/25 12:16	7439-97-6	

This report shall not be reproduced, except in full,
without the written consent of Pace Analytical Services, LLC.

Pace Analytical Services, LLC
9800 Kincey Ave. Suite 100
Huntersville, NC 28078
(704)875-9092

ANALYTICAL RESULTS

Project: Hammond AP-1
Pace Project No.: 92772942

Sample: HAM-PT-10 **Lab ID: 92772942004** Collected: 01/07/25 12:30 Received: 01/08/25 12:45 Matrix: Water

Parameters	Results	Units	Report Limit	MDL	DF	Prepared	Analyzed	CAS No.	Qual
6020 MET ICPMS	Analytical Method: EPA 6020B Preparation Method: EPA 3005A Pace Analytical Services - Peachtree Corners, GA								
Lithium	**0.00058J**	mg/L	0.030	0.00028	1	01/23/25 10:10	01/23/25 14:21	7439-93-2	
2540C Total Dissolved Solids	Analytical Method: SM 2540C-2015 Pace Analytical Services - Peachtree Corners, GA								
Total Dissolved Solids	**414**	mg/L	25.0	25.0	1		01/09/25 13:56		
2320B Alkalinity	Analytical Method: SM 2320B-2011 Pace Analytical Services - Asheville								
Alkalinity,Bicarbonate (CaCO3)	**105**	mg/L	5.0	5.0	1		01/15/25 11:47		
Alkalinity,Carbonate (CaCO3)	ND	mg/L	5.0	5.0	1		01/15/25 11:47		
Alkalinity, Total as CaCO3	**105**	mg/L	5.0	5.0	1		01/15/25 11:47		
4500S2D Sulfide Water	Analytical Method: SM 4500-S2D-2011 Pace Analytical Services - Asheville								
Sulfide	ND	mg/L	0.10	0.022	1		01/10/25 03:23	18496-25-8	
300.0 IC Anions 28 Days	Analytical Method: EPA 300.0 Rev 2.1 1993 Pace Analytical Services - Asheville								
Chloride	**50.4**	mg/L	1.0	0.60	1		01/09/25 09:04	16887-00-6	
Fluoride	**0.20**	mg/L	0.10	0.050	1		01/09/25 09:04	16984-48-8	
Sulfate	**112**	mg/L	3.0	1.5	3		01/09/25 19:02	14808-79-8	
WC 6020B MET ICPMS	Analytical Method: EPA 6020B Preparation Method: EPA 3005A Pace Analytical Services - West Columbia								
Antimony	ND	mg/L	0.0030	0.00050	1	01/13/25 09:30	01/13/25 18:47	7440-36-0	
Arsenic	ND	mg/L	0.0050	0.0012	1	01/13/25 09:30	01/13/25 18:47	7440-38-2	
Barium	**0.048**	mg/L	0.0050	0.0012	1	01/13/25 09:30	01/13/25 18:47	7440-39-3	
Beryllium	ND	mg/L	0.00050	0.00015	1	01/13/25 09:30	01/13/25 18:47	7440-41-7	
Boron	**1.6**	mg/L	0.80	0.12	20	01/13/25 09:30	01/14/25 17:10	7440-42-8	
Cadmium	ND	mg/L	0.00050	0.00012	1	01/13/25 09:30	01/13/25 18:47	7440-43-9	
Calcium	**93.1**	mg/L	20.0	2.0	20	01/13/25 09:30	01/14/25 17:10	7440-70-2	
Chromium	ND	mg/L	0.0050	0.0012	1	01/13/25 09:30	01/13/25 18:47	7440-47-3	
Cobalt	**0.0013J**	mg/L	0.0050	0.0012	1	01/13/25 09:30	01/13/25 18:47	7440-48-4	
Iron	**0.19**	mg/L	0.040	0.012	1	01/13/25 09:30	01/13/25 18:47	7439-89-6	
Lead	ND	mg/L	0.0010	0.00025	1	01/13/25 09:30	01/13/25 18:47	7439-92-1	
Magnesium	**12.3**	mg/L	0.050	0.010	1	01/13/25 09:30	01/13/25 18:47	7439-95-4	
Manganese	**0.42J**	mg/L	0.80	0.025	20	01/13/25 09:30	01/14/25 17:10	7439-96-5	
Molybdenum	**0.043**	mg/L	0.010	0.0025	1	01/13/25 09:30	01/13/25 18:47	7439-98-7	
Potassium	**7.1**	mg/L	0.50	0.10	1	01/13/25 09:30	01/13/25 18:47	7440-09-7	
Selenium	ND	mg/L	0.0050	0.0012	1	01/13/25 09:30	01/13/25 18:47	7782-49-2	
Sodium	**10.3**	mg/L	1.0	0.15	1	01/13/25 09:30	01/13/25 18:47	7440-23-5	
Thallium	ND	mg/L	0.0010	0.00015	1	01/13/25 09:30	01/13/25 18:47	7440-28-0	BC

This report shall not be reproduced, except in full,
without the written consent of Pace Analytical Services, LLC.

Pace Analytical Services, LLC
9800 Kincey Ave. Suite 100
Huntersville, NC 28078
(704)875-9092

ANALYTICAL RESULTS

Project: Hammond AP-1
Pace Project No.: 92772942

Sample: HAM-PT-10 **Lab ID: 92772942004** Collected: 01/07/25 12:30 Received: 01/08/25 12:45 Matrix: Water

Parameters	Results	Units	Report Limit	MDL	DF	Prepared	Analyzed	CAS No.	Qual
WCOL 7470 Mercury	Analytical Method: EPA 7470A Preparation Method: EPA 7470A Pace Analytical Services - West Columbia								
Mercury	ND	mg/L	0.00020	0.000091	1	01/15/25 07:18	01/25/25 12:19	7439-97-6	

This report shall not be reproduced, except in full,
without the written consent of Pace Analytical Services, LLC.

Pace Analytical Services, LLC
9800 Kincey Ave. Suite 100
Huntersville, NC 28078
(704)875-9092

ANALYTICAL RESULTS

Project: Hammond AP-1
Pace Project No.: 92772942

Sample: HAM-PT-11 **Lab ID: 92772942005** Collected: 01/07/25 11:37 Received: 01/08/25 12:45 Matrix: Water

Parameters	Results	Units	Report Limit	MDL	DF	Prepared	Analyzed	CAS No.	Qual
6020 MET ICPMS	Analytical Method: EPA 6020B Preparation Method: EPA 3005A Pace Analytical Services - Peachtree Corners, GA								
Lithium	**0.0010J**	mg/L	0.030	0.00028	1	01/23/25 10:10	01/23/25 14:25	7439-93-2	
2540C Total Dissolved Solids	Analytical Method: SM 2540C-2015 Pace Analytical Services - Peachtree Corners, GA								
Total Dissolved Solids	**424**	mg/L	25.0	25.0	1		01/09/25 13:56		
2320B Alkalinity	Analytical Method: SM 2320B-2011 Pace Analytical Services - Asheville								
Alkalinity,Bicarbonate (CaCO3)	**121**	mg/L	5.0	5.0	1		01/15/25 12:13		
Alkalinity,Carbonate (CaCO3)	ND	mg/L	5.0	5.0	1		01/15/25 12:13		
Alkalinity, Total as CaCO3	**121**	mg/L	5.0	5.0	1		01/15/25 12:13		
4500S2D Sulfide Water	Analytical Method: SM 4500-S2D-2011 Pace Analytical Services - Asheville								
Sulfide	ND	mg/L	0.10	0.022	1		01/10/25 03:24	18496-25-8	
300.0 IC Anions 28 Days	Analytical Method: EPA 300.0 Rev 2.1 1993 Pace Analytical Services - Asheville								
Chloride	**34.5**	mg/L	1.0	0.60	1		01/09/25 09:21	16887-00-6	
Fluoride	**0.28**	mg/L	0.10	0.050	1		01/09/25 09:21	16984-48-8	
Sulfate	**103**	mg/L	4.0	2.0	4		01/09/25 19:18	14808-79-8	
WC 6020B MET ICPMS	Analytical Method: EPA 6020B Preparation Method: EPA 3005A Pace Analytical Services - West Columbia								
Antimony	ND	mg/L	0.0030	0.00050	1	01/13/25 09:30	01/13/25 18:56	7440-36-0	
Arsenic	ND	mg/L	0.0050	0.0012	1	01/13/25 09:30	01/13/25 18:56	7440-38-2	
Barium	**0.060**	mg/L	0.0050	0.0012	1	01/13/25 09:30	01/13/25 18:56	7440-39-3	
Beryllium	ND	mg/L	0.00050	0.00015	1	01/13/25 09:30	01/13/25 18:56	7440-41-7	
Boron	**1.7**	mg/L	0.80	0.12	20	01/13/25 09:30	01/14/25 17:19	7440-42-8	
Cadmium	ND	mg/L	0.00050	0.00012	1	01/13/25 09:30	01/13/25 18:56	7440-43-9	
Calcium	**88.8**	mg/L	20.0	2.0	20	01/13/25 09:30	01/14/25 17:19	7440-70-2	
Chromium	ND	mg/L	0.0050	0.0012	1	01/13/25 09:30	01/13/25 18:56	7440-47-3	
Cobalt	**0.0017J**	mg/L	0.0050	0.0012	1	01/13/25 09:30	01/13/25 18:56	7440-48-4	
Iron	**0.014J**	mg/L	0.040	0.012	1	01/13/25 09:30	01/13/25 18:56	7439-89-6	
Lead	ND	mg/L	0.0010	0.00025	1	01/13/25 09:30	01/13/25 18:56	7439-92-1	
Magnesium	**12.8**	mg/L	0.050	0.010	1	01/13/25 09:30	01/13/25 18:56	7439-95-4	
Manganese	**0.33J**	mg/L	0.80	0.025	20	01/13/25 09:30	01/14/25 17:19	7439-96-5	
Molybdenum	**0.12**	mg/L	0.010	0.0025	1	01/13/25 09:30	01/13/25 18:56	7439-98-7	
Potassium	**6.7**	mg/L	0.50	0.10	1	01/13/25 09:30	01/13/25 18:56	7440-09-7	
Selenium	ND	mg/L	0.0050	0.0012	1	01/13/25 09:30	01/13/25 18:56	7782-49-2	
Sodium	**8.9**	mg/L	1.0	0.15	1	01/13/25 09:30	01/13/25 18:56	7440-23-5	
Thallium	ND	mg/L	0.0010	0.00015	1	01/13/25 09:30	01/13/25 18:56	7440-28-0	BC

This report shall not be reproduced, except in full,
without the written consent of Pace Analytical Services, LLC.

Pace Analytical Services, LLC
9800 Kincey Ave. Suite 100
Huntersville, NC 28078
(704)875-9092

ANALYTICAL RESULTS

Project: Hammond AP-1
Pace Project No.: 92772942

Sample: HAM-PT-11 **Lab ID: 92772942005** Collected: 01/07/25 11:37 Received: 01/08/25 12:45 Matrix: Water

Parameters	Results	Units	Report Limit	MDL	DF	Prepared	Analyzed	CAS No.	Qual
WCOL 7470 Mercury	Analytical Method: EPA 7470A Preparation Method: EPA 7470A Pace Analytical Services - West Columbia								
Mercury	ND	mg/L	0.00020	0.000091	1	01/15/25 07:18	01/25/25 12:22	7439-97-6	

This report shall not be reproduced, except in full,
without the written consent of Pace Analytical Services, LLC.

Pace Analytical Services, LLC
9800 Kincey Ave. Suite 100
Huntersville, NC 28078
(704)875-9092

ANALYTICAL RESULTS

Project: Hammond AP-1
Pace Project No.: 92772942

Sample: HAM-PT-12 **Lab ID: 92772942006** Collected: 01/07/25 09:36 Received: 01/08/25 12:45 Matrix: Water

Parameters	Results	Units	Report Limit	MDL	DF	Prepared	Analyzed	CAS No.	Qual
6020 MET ICPMS	Analytical Method: EPA 6020B Preparation Method: EPA 3005A Pace Analytical Services - Peachtree Corners, GA								
Lithium	**0.00095J**	mg/L	0.030	0.00028	1	01/23/25 10:10	01/23/25 14:51	7439-93-2	
2540C Total Dissolved Solids	Analytical Method: SM 2540C-2015 Pace Analytical Services - Peachtree Corners, GA								
Total Dissolved Solids	**506**	mg/L	25.0	25.0	1		01/09/25 13:56		
2320B Alkalinity	Analytical Method: SM 2320B-2011 Pace Analytical Services - Asheville								
Alkalinity,Bicarbonate (CaCO3)	**126**	mg/L	5.0	5.0	1		01/15/25 12:38		
Alkalinity,Carbonate (CaCO3)	ND	mg/L	5.0	5.0	1		01/15/25 12:38		
Alkalinity, Total as CaCO3	**126**	mg/L	5.0	5.0	1		01/15/25 12:38		
4500S2D Sulfide Water	Analytical Method: SM 4500-S2D-2011 Pace Analytical Services - Asheville								
Sulfide	ND	mg/L	0.10	0.022	1		01/10/25 03:24	18496-25-8	
300.0 IC Anions 28 Days	Analytical Method: EPA 300.0 Rev 2.1 1993 Pace Analytical Services - Asheville								
Chloride	**55.0**	mg/L	1.0	0.60	1		01/09/25 09:37	16887-00-6	M1
Fluoride	**0.27**	mg/L	0.10	0.050	1		01/09/25 09:37	16984-48-8	M1
Sulfate	**130**	mg/L	3.0	1.5	3		01/09/25 20:03	14808-79-8	M1
WC 6020B MET ICPMS	Analytical Method: EPA 6020B Preparation Method: EPA 3005A Pace Analytical Services - West Columbia								
Antimony	ND	mg/L	0.0030	0.00050	1	01/13/25 09:30	01/13/25 19:05	7440-36-0	
Arsenic	ND	mg/L	0.0050	0.0012	1	01/13/25 09:30	01/13/25 19:05	7440-38-2	
Barium	**0.057**	mg/L	0.0050	0.0012	1	01/13/25 09:30	01/13/25 19:05	7440-39-3	
Beryllium	ND	mg/L	0.00050	0.00015	1	01/13/25 09:30	01/13/25 19:05	7440-41-7	
Boron	**1.8**	mg/L	0.80	0.12	20	01/13/25 09:30	01/14/25 17:28	7440-42-8	
Cadmium	**0.00013J**	mg/L	0.00050	0.00012	1	01/13/25 09:30	01/13/25 19:05	7440-43-9	
Calcium	**90.2**	mg/L	20.0	2.0	20	01/13/25 09:30	01/14/25 17:28	7440-70-2	
Chromium	ND	mg/L	0.0050	0.0012	1	01/13/25 09:30	01/13/25 19:05	7440-47-3	
Cobalt	**0.0019J**	mg/L	0.0050	0.0012	1	01/13/25 09:30	01/13/25 19:05	7440-48-4	
Iron	**0.11**	mg/L	0.040	0.012	1	01/13/25 09:30	01/13/25 19:05	7439-89-6	
Lead	ND	mg/L	0.0010	0.00025	1	01/13/25 09:30	01/13/25 19:05	7439-92-1	
Magnesium	**17.8**	mg/L	0.050	0.010	1	01/13/25 09:30	01/13/25 19:05	7439-95-4	
Manganese	**0.41J**	mg/L	0.80	0.025	20	01/13/25 09:30	01/14/25 17:28	7439-96-5	
Molybdenum	**0.13**	mg/L	0.010	0.0025	1	01/13/25 09:30	01/13/25 19:05	7439-98-7	
Potassium	**6.5**	mg/L	0.50	0.10	1	01/13/25 09:30	01/13/25 19:05	7440-09-7	
Selenium	ND	mg/L	0.0050	0.0012	1	01/13/25 09:30	01/13/25 19:05	7782-49-2	
Sodium	**12.8**	mg/L	1.0	0.15	1	01/13/25 09:30	01/13/25 19:05	7440-23-5	
Thallium	**0.00017J**	mg/L	0.0010	0.00015	1	01/13/25 09:30	01/13/25 19:05	7440-28-0	BC

This report shall not be reproduced, except in full,
without the written consent of Pace Analytical Services, LLC.

Pace Analytical Services, LLC
9800 Kincey Ave. Suite 100
Huntersville, NC 28078
(704)875-9092

ANALYTICAL RESULTS

Project: Hammond AP-1
Pace Project No.: 92772942

Sample: HAM-PT-12 **Lab ID: 92772942006** Collected: 01/07/25 09:36 Received: 01/08/25 12:45 Matrix: Water

Parameters	Results	Units	Report Limit	MDL	DF	Prepared	Analyzed	CAS No.	Qual
WCOL 7470 Mercury	Analytical Method: EPA 7470A Preparation Method: EPA 7470A Pace Analytical Services - West Columbia								
Mercury	ND	mg/L	0.00020	0.000091	1	01/15/25 07:18	01/25/25 12:24	7439-97-6	

This report shall not be reproduced, except in full,
without the written consent of Pace Analytical Services, LLC.

Pace Analytical Services, LLC
9800 Kincey Ave. Suite 100
Huntersville, NC 28078
(704)875-9092

ANALYTICAL RESULTS

Project: Hammond AP-1
Pace Project No.: 92772942

Sample: HAM-PT-13 **Lab ID: 92772942007** Collected: 01/06/25 12:47 Received: 01/08/25 12:45 Matrix: Water

Parameters	Results	Units	Report Limit	MDL	DF	Prepared	Analyzed	CAS No.	Qual
6020 MET ICPMS	Analytical Method: EPA 6020B Preparation Method: EPA 3005A Pace Analytical Services - Peachtree Corners, GA								
Lithium	**0.053**	mg/L	0.030	0.00028	1	01/23/25 10:10	01/23/25 14:55	7439-93-2	
2540C Total Dissolved Solids	Analytical Method: SM 2540C-2015 Pace Analytical Services - Peachtree Corners, GA								
Total Dissolved Solids	**540**	mg/L	25.0	25.0	1		01/09/25 13:49		
2320B Alkalinity	Analytical Method: SM 2320B-2011 Pace Analytical Services - Asheville								
Alkalinity,Bicarbonate (CaCO3)	**155**	mg/L	5.0	5.0	1		01/14/25 14:03		
Alkalinity,Carbonate (CaCO3)	ND	mg/L	5.0	5.0	1		01/14/25 14:03		
Alkalinity, Total as CaCO3	**155**	mg/L	5.0	5.0	1		01/14/25 14:03		
4500S2D Sulfide Water	Analytical Method: SM 4500-S2D-2011 Pace Analytical Services - Asheville								
Sulfide	ND	mg/L	0.10	0.022	1		01/10/25 03:17	18496-25-8	
300.0 IC Anions 28 Days	Analytical Method: EPA 300.0 Rev 2.1 1993 Pace Analytical Services - Asheville								
Chloride	**19.1**	mg/L	1.0	0.60	1		01/09/25 10:59	16887-00-6	
Fluoride	**0.42**	mg/L	0.10	0.050	1		01/09/25 10:59	16984-48-8	
Sulfate	**186**	mg/L	4.0	2.0	4		01/09/25 20:48	14808-79-8	
WC 6020B MET ICPMS	Analytical Method: EPA 6020B Preparation Method: EPA 3005A Pace Analytical Services - West Columbia								
Antimony	ND	mg/L	0.0030	0.00050	1	01/13/25 09:30	01/13/25 19:14	7440-36-0	
Arsenic	**0.20**	mg/L	0.0050	0.0012	1	01/13/25 09:30	01/13/25 19:14	7440-38-2	
Barium	**0.047**	mg/L	0.0050	0.0012	1	01/13/25 09:30	01/13/25 19:14	7440-39-3	
Beryllium	ND	mg/L	0.00050	0.00015	1	01/13/25 09:30	01/13/25 19:14	7440-41-7	
Boron	**0.79J**	mg/L	0.80	0.12	20	01/13/25 09:30	01/14/25 17:37	7440-42-8	
Cadmium	ND	mg/L	0.00050	0.00012	1	01/13/25 09:30	01/13/25 19:14	7440-43-9	
Calcium	**113**	mg/L	20.0	2.0	20	01/13/25 09:30	01/14/25 17:37	7440-70-2	
Chromium	ND	mg/L	0.0050	0.0012	1	01/13/25 09:30	01/13/25 19:14	7440-47-3	
Cobalt	**0.021**	mg/L	0.0050	0.0012	1	01/13/25 09:30	01/13/25 19:14	7440-48-4	
Iron	**7.7**	mg/L	0.040	0.012	1	01/13/25 09:30	01/13/25 19:14	7439-89-6	
Lead	ND	mg/L	0.0010	0.00025	1	01/13/25 09:30	01/13/25 19:14	7439-92-1	
Magnesium	**16.4**	mg/L	0.050	0.010	1	01/13/25 09:30	01/13/25 19:14	7439-95-4	
Manganese	**2.8**	mg/L	0.80	0.025	20	01/13/25 09:30	01/14/25 17:37	7439-96-5	
Molybdenum	**0.0088J**	mg/L	0.010	0.0025	1	01/13/25 09:30	01/13/25 19:14	7439-98-7	
Potassium	**6.0**	mg/L	0.50	0.10	1	01/13/25 09:30	01/13/25 19:14	7440-09-7	
Selenium	ND	mg/L	0.0050	0.0012	1	01/13/25 09:30	01/13/25 19:14	7782-49-2	
Sodium	**8.8**	mg/L	1.0	0.15	1	01/13/25 09:30	01/13/25 19:14	7440-23-5	
Thallium	**0.00030J**	mg/L	0.0010	0.00015	1	01/13/25 09:30	01/14/25 16:00	7440-28-0	

This report shall not be reproduced, except in full,
without the written consent of Pace Analytical Services, LLC.

Pace Analytical Services, LLC
9800 Kincey Ave. Suite 100
Huntersville, NC 28078
(704)875-9092

ANALYTICAL RESULTS

Project: Hammond AP-1
Pace Project No.: 92772942

Sample: HAM-PT-13 **Lab ID: 92772942007** Collected: 01/06/25 12:47 Received: 01/08/25 12:45 Matrix: Water

Parameters	Results	Units	Report Limit	MDL	DF	Prepared	Analyzed	CAS No.	Qual
WCOL 7470 Mercury	Analytical Method: EPA 7470A Preparation Method: EPA 7470A Pace Analytical Services - West Columbia								
Mercury	ND	mg/L	0.00020	0.000091	1	01/15/25 07:18	01/25/25 12:33	7439-97-6	

This report shall not be reproduced, except in full,
without the written consent of Pace Analytical Services, LLC.

Pace Analytical Services, LLC
9800 Kincey Ave. Suite 100
Huntersville, NC 28078
(704)875-9092

ANALYTICAL RESULTS

Project: Hammond AP-1
Pace Project No.: 92772942

Sample: HAM-PT-14 **Lab ID: 92772942008** Collected: 01/06/25 12:40 Received: 01/08/25 12:45 Matrix: Water

Parameters	Results	Units	Report Limit	MDL	DF	Prepared	Analyzed	CAS No.	Qual
6020 MET ICPMS	Analytical Method: EPA 6020B Preparation Method: EPA 3005A Pace Analytical Services - Peachtree Corners, GA								
Lithium	**0.054**	mg/L	0.030	0.00028	1	01/23/25 10:10	01/23/25 14:59	7439-93-2	
2540C Total Dissolved Solids	Analytical Method: SM 2540C-2015 Pace Analytical Services - Peachtree Corners, GA								
Total Dissolved Solids	**551**	mg/L	25.0	25.0	1		01/09/25 13:49		
2320B Alkalinity	Analytical Method: SM 2320B-2011 Pace Analytical Services - Asheville								
Alkalinity,Bicarbonate (CaCO3)	**161**	mg/L	5.0	5.0	1		01/14/25 14:35		
Alkalinity,Carbonate (CaCO3)	ND	mg/L	5.0	5.0	1		01/14/25 14:35		
Alkalinity, Total as CaCO3	**161**	mg/L	5.0	5.0	1		01/14/25 14:35		
4500S2D Sulfide Water	Analytical Method: SM 4500-S2D-2011 Pace Analytical Services - Asheville								
Sulfide	ND	mg/L	0.10	0.022	1		01/10/25 03:17	18496-25-8	
300.0 IC Anions 28 Days	Analytical Method: EPA 300.0 Rev 2.1 1993 Pace Analytical Services - Asheville								
Chloride	**19.5**	mg/L	1.0	0.60	1		01/09/25 11:15	16887-00-6	
Fluoride	**0.34**	mg/L	0.10	0.050	1		01/09/25 11:15	16984-48-8	
Sulfate	**213**	mg/L	4.0	2.0	4		01/09/25 21:03	14808-79-8	
WC 6020B MET ICPMS	Analytical Method: EPA 6020B Preparation Method: EPA 3005A Pace Analytical Services - West Columbia								
Antimony	ND	mg/L	0.0030	0.00050	1	01/13/25 09:30	01/13/25 19:22	7440-36-0	
Arsenic	**0.26**	mg/L	0.0050	0.0012	1	01/13/25 09:30	01/13/25 19:22	7440-38-2	
Barium	**0.043**	mg/L	0.0050	0.0012	1	01/13/25 09:30	01/13/25 19:22	7440-39-3	
Beryllium	ND	mg/L	0.00050	0.00015	1	01/13/25 09:30	01/13/25 19:22	7440-41-7	
Boron	**0.80J**	mg/L	0.80	0.12	20	01/13/25 09:30	01/15/25 13:49	7440-42-8	
Cadmium	ND	mg/L	0.00050	0.00012	1	01/13/25 09:30	01/13/25 19:22	7440-43-9	
Calcium	**125**	mg/L	20.0	2.0	20	01/13/25 09:30	01/15/25 13:49	7440-70-2	
Chromium	ND	mg/L	0.0050	0.0012	1	01/13/25 09:30	01/13/25 19:22	7440-47-3	
Cobalt	**0.023**	mg/L	0.0050	0.0012	1	01/13/25 09:30	01/13/25 19:22	7440-48-4	
Iron	**10.5**	mg/L	0.040	0.012	1	01/13/25 09:30	01/13/25 19:22	7439-89-6	
Lead	ND	mg/L	0.0010	0.00025	1	01/13/25 09:30	01/13/25 19:22	7439-92-1	
Magnesium	**16.8**	mg/L	0.050	0.010	1	01/13/25 09:30	01/13/25 19:22	7439-95-4	
Manganese	**3.2**	mg/L	0.80	0.025	20	01/13/25 09:30	01/15/25 13:49	7439-96-5	
Molybdenum	**0.013**	mg/L	0.010	0.0025	1	01/13/25 09:30	01/13/25 19:22	7439-98-7	
Potassium	**5.7**	mg/L	0.50	0.10	1	01/13/25 09:30	01/13/25 19:22	7440-09-7	
Selenium	ND	mg/L	0.0050	0.0012	1	01/13/25 09:30	01/13/25 19:22	7782-49-2	
Sodium	**7.9**	mg/L	1.0	0.15	1	01/13/25 09:30	01/13/25 19:22	7440-23-5	
Thallium	**0.00015J**	mg/L	0.0010	0.00015	1	01/13/25 09:30	01/13/25 19:22	7440-28-0	BC

This report shall not be reproduced, except in full,
without the written consent of Pace Analytical Services, LLC.

Pace Analytical Services, LLC
9800 Kincey Ave. Suite 100
Huntersville, NC 28078
(704)875-9092

ANALYTICAL RESULTS

Project: Hammond AP-1
Pace Project No.: 92772942

Sample: HAM-PT-14 **Lab ID: 92772942008** Collected: 01/06/25 12:40 Received: 01/08/25 12:45 Matrix: Water

Parameters	Results	Units	Report Limit	MDL	DF	Prepared	Analyzed	CAS No.	Qual
WCOL 7470 Mercury	Analytical Method: EPA 7470A Preparation Method: EPA 7470A Pace Analytical Services - West Columbia								
Mercury	ND	mg/L	0.00020	0.000091	1	01/15/25 07:18	01/25/25 12:35	7439-97-6	

This report shall not be reproduced, except in full,
without the written consent of Pace Analytical Services, LLC.

Pace Analytical Services, LLC
9800 Kincey Ave. Suite 100
Huntersville, NC 28078
(704)875-9092

ANALYTICAL RESULTS

Project: Hammond AP-1
Pace Project No.: 92772942

Sample: HAM-PT-15 **Lab ID: 92772942009** Collected: 01/06/25 14:23 Received: 01/08/25 12:45 Matrix: Water

Parameters	Results	Units	Report Limit	MDL	DF	Prepared	Analyzed	CAS No.	Qual
6020 MET ICPMS	Analytical Method: EPA 6020B Preparation Method: EPA 3005A Pace Analytical Services - Peachtree Corners, GA								
Lithium	**0.043**	mg/L	0.030	0.00028	1	01/23/25 10:10	01/23/25 15:03	7439-93-2	
2540C Total Dissolved Solids	Analytical Method: SM 2540C-2015 Pace Analytical Services - Peachtree Corners, GA								
Total Dissolved Solids	**519**	mg/L	25.0	25.0	1		01/09/25 13:50		
2320B Alkalinity	Analytical Method: SM 2320B-2011 Pace Analytical Services - Asheville								
Alkalinity,Bicarbonate (CaCO3)	**155**	mg/L	5.0	5.0	1		01/14/25 14:51		
Alkalinity,Carbonate (CaCO3)	ND	mg/L	5.0	5.0	1		01/14/25 14:51		
Alkalinity, Total as CaCO3	**155**	mg/L	5.0	5.0	1		01/14/25 14:51		
4500S2D Sulfide Water	Analytical Method: SM 4500-S2D-2011 Pace Analytical Services - Asheville								
Sulfide	ND	mg/L	0.10	0.022	1		01/10/25 03:18	18496-25-8	
300.0 IC Anions 28 Days	Analytical Method: EPA 300.0 Rev 2.1 1993 Pace Analytical Services - Asheville								
Chloride	**16.1**	mg/L	1.0	0.60	1		01/09/25 11:31	16887-00-6	
Fluoride	**0.37**	mg/L	0.10	0.050	1		01/09/25 11:31	16984-48-8	
Sulfate	**187**	mg/L	4.0	2.0	4		01/09/25 21:19	14808-79-8	
WC 6020B MET ICPMS	Analytical Method: EPA 6020B Preparation Method: EPA 3005A Pace Analytical Services - West Columbia								
Antimony	ND	mg/L	0.0030	0.00050	1	01/13/25 09:30	01/13/25 19:49	7440-36-0	
Arsenic	**0.053**	mg/L	0.0050	0.0012	1	01/13/25 09:30	01/13/25 19:49	7440-38-2	
Barium	**0.049**	mg/L	0.0050	0.0012	1	01/13/25 09:30	01/13/25 19:49	7440-39-3	
Beryllium	ND	mg/L	0.00050	0.00015	1	01/13/25 09:30	01/13/25 19:49	7440-41-7	
Boron	**0.90J**	mg/L	0.80	0.12	20	01/13/25 09:30	01/15/25 13:58	7440-42-8	
Cadmium	**0.00039J**	mg/L	0.00050	0.00012	1	01/13/25 09:30	01/13/25 19:49	7440-43-9	
Calcium	**121**	mg/L	20.0	2.0	20	01/13/25 09:30	01/15/25 13:58	7440-70-2	
Chromium	ND	mg/L	0.0050	0.0012	1	01/13/25 09:30	01/13/25 19:49	7440-47-3	
Cobalt	**0.025**	mg/L	0.0050	0.0012	1	01/13/25 09:30	01/13/25 19:49	7440-48-4	
Iron	**0.90**	mg/L	0.040	0.012	1	01/13/25 09:30	01/13/25 19:49	7439-89-6	
Lead	ND	mg/L	0.0010	0.00025	1	01/13/25 09:30	01/13/25 19:49	7439-92-1	
Magnesium	**14.3**	mg/L	0.050	0.010	1	01/13/25 09:30	01/13/25 19:49	7439-95-4	
Manganese	**4.0**	mg/L	0.80	0.025	20	01/13/25 09:30	01/15/25 13:58	7439-96-5	
Molybdenum	**0.014**	mg/L	0.010	0.0025	1	01/13/25 09:30	01/13/25 19:49	7439-98-7	
Potassium	**5.7**	mg/L	0.50	0.10	1	01/13/25 09:30	01/13/25 19:49	7440-09-7	
Selenium	ND	mg/L	0.0050	0.0012	1	01/13/25 09:30	01/13/25 19:49	7782-49-2	
Sodium	**7.7**	mg/L	1.0	0.15	1	01/13/25 09:30	01/13/25 19:49	7440-23-5	
Thallium	**0.00055J**	mg/L	0.0010	0.00015	1	01/13/25 09:30	01/14/25 16:09	7440-28-0	

This report shall not be reproduced, except in full,
without the written consent of Pace Analytical Services, LLC.

Pace Analytical Services, LLC
9800 Kincey Ave. Suite 100
Huntersville, NC 28078
(704)875-9092

ANALYTICAL RESULTS

Project: Hammond AP-1
Pace Project No.: 92772942

Sample: HAM-PT-15 **Lab ID: 92772942009** Collected: 01/06/25 14:23 Received: 01/08/25 12:45 Matrix: Water

Parameters	Results	Units	Report Limit	MDL	DF	Prepared	Analyzed	CAS No.	Qual
WCOL 7470 Mercury	Analytical Method: EPA 7470A Preparation Method: EPA 7470A Pace Analytical Services - West Columbia								
Mercury	ND	mg/L	0.00020	0.000091	1	01/15/25 07:18	01/25/25 12:38	7439-97-6	

This report shall not be reproduced, except in full,
without the written consent of Pace Analytical Services, LLC.

Pace Analytical Services, LLC
9800 Kincey Ave. Suite 100
Huntersville, NC 28078
(704)875-9092

ANALYTICAL RESULTS

Project: Hammond AP-1
Pace Project No.: 92772942

Sample: HAM-AP1-EB-01 **Lab ID: 92772942010** Collected: 01/07/25 12:55 Received: 01/08/25 12:45 Matrix: Water

Parameters	Results	Units	Report Limit	MDL	DF	Prepared	Analyzed	CAS No.	Qual
6020 MET ICPMS	Analytical Method: EPA 6020B Preparation Method: EPA 3005A Pace Analytical Services - Peachtree Corners, GA								
Lithium	ND	mg/L	0.030	0.00028	1	01/23/25 10:10	01/23/25 15:07	7439-93-2	
2540C Total Dissolved Solids	Analytical Method: SM 2540C-2015 Pace Analytical Services - Peachtree Corners, GA								
Total Dissolved Solids	ND	mg/L	25.0	25.0	1		01/09/25 18:15		
2320B Alkalinity	Analytical Method: SM 2320B-2011 Pace Analytical Services - Asheville								
Alkalinity,Bicarbonate (CaCO3)	ND	mg/L	5.0	5.0	1		01/15/25 12:56		
Alkalinity,Carbonate (CaCO3)	ND	mg/L	5.0	5.0	1		01/15/25 12:56		
Alkalinity, Total as CaCO3	ND	mg/L	5.0	5.0	1		01/15/25 12:56		
4500S2D Sulfide Water	Analytical Method: SM 4500-S2D-2011 Pace Analytical Services - Asheville								
Sulfide	ND	mg/L	0.10	0.022	1		01/10/25 03:25	18496-25-8	
300.0 IC Anions 28 Days	Analytical Method: EPA 300.0 Rev 2.1 1993 Pace Analytical Services - Asheville								
Chloride	ND	mg/L	1.0	0.60	1		01/08/25 23:33	16887-00-6	
Fluoride	ND	mg/L	0.10	0.050	1		01/08/25 23:33	16984-48-8	
Sulfate	ND	mg/L	1.0	0.50	1		01/08/25 23:33	14808-79-8	
WC 6020B MET ICPMS	Analytical Method: EPA 6020B Preparation Method: EPA 3005A Pace Analytical Services - West Columbia								
Antimony	ND	mg/L	0.0030	0.00050	1	01/13/25 09:30	01/13/25 19:58	7440-36-0	
Arsenic	ND	mg/L	0.0050	0.0012	1	01/13/25 09:30	01/13/25 19:58	7440-38-2	
Barium	ND	mg/L	0.0050	0.0012	1	01/13/25 09:30	01/13/25 19:58	7440-39-3	
Beryllium	ND	mg/L	0.00050	0.00015	1	01/13/25 09:30	01/13/25 19:58	7440-41-7	
Boron	ND	mg/L	0.040	0.0062	1	01/13/25 09:30	01/13/25 19:58	7440-42-8	
Cadmium	ND	mg/L	0.00050	0.00012	1	01/13/25 09:30	01/13/25 19:58	7440-43-9	
Calcium	ND	mg/L	1.0	0.10	1	01/13/25 09:30	01/13/25 19:58	7440-70-2	
Chromium	ND	mg/L	0.0050	0.0012	1	01/13/25 09:30	01/13/25 19:58	7440-47-3	
Cobalt	ND	mg/L	0.0050	0.0012	1	01/13/25 09:30	01/13/25 19:58	7440-48-4	
Iron	ND	mg/L	0.040	0.012	1	01/13/25 09:30	01/13/25 19:58	7439-89-6	
Lead	ND	mg/L	0.0010	0.00025	1	01/13/25 09:30	01/13/25 19:58	7439-92-1	
Magnesium	**0.022J**	mg/L	0.050	0.010	1	01/13/25 09:30	01/13/25 19:58	7439-95-4	
Manganese	**0.0050J**	mg/L	0.040	0.0012	1	01/13/25 09:30	01/13/25 19:58	7439-96-5	
Molybdenum	ND	mg/L	0.010	0.0025	1	01/13/25 09:30	01/13/25 19:58	7439-98-7	
Potassium	ND	mg/L	0.50	0.10	1	01/13/25 09:30	01/13/25 19:58	7440-09-7	
Selenium	ND	mg/L	0.0050	0.0012	1	01/13/25 09:30	01/13/25 19:58	7782-49-2	
Sodium	ND	mg/L	1.0	0.15	1	01/13/25 09:30	01/13/25 19:58	7440-23-5	
Thallium	ND	mg/L	0.0010	0.00015	1	01/13/25 09:30	01/13/25 19:58	7440-28-0	BC

This report shall not be reproduced, except in full,
without the written consent of Pace Analytical Services, LLC.

Pace Analytical Services, LLC
9800 Kincey Ave. Suite 100
Huntersville, NC 28078
(704)875-9092

ANALYTICAL RESULTS

Project: Hammond AP-1
Pace Project No.: 92772942

Sample: HAM-AP1-EB-01 **Lab ID: 92772942010** Collected: 01/07/25 12:55 Received: 01/08/25 12:45 Matrix: Water

Parameters	Results	Units	Report Limit	MDL	DF	Prepared	Analyzed	CAS No.	Qual
WCOL 7470 Mercury	Analytical Method: EPA 7470A Preparation Method: EPA 7470A Pace Analytical Services - West Columbia								
Mercury	ND	mg/L	0.00080	0.00036	1	01/15/25 07:18	01/25/25 12:41	7439-97-6	P1

This report shall not be reproduced, except in full,
without the written consent of Pace Analytical Services, LLC.

Pace Analytical Services, LLC
9800 Kincey Ave. Suite 100
Huntersville, NC 28078
(704)875-9092

ANALYTICAL RESULTS

Project: Hammond AP-1
Pace Project No.: 92772942

Sample: HAM-AP1-FB-01 **Lab ID: 92772942011** Collected: 01/07/25 12:50 Received: 01/08/25 12:45 Matrix: Water

Parameters	Results	Units	Report Limit	MDL	DF	Prepared	Analyzed	CAS No.	Qual
6020 MET ICPMS	Analytical Method: EPA 6020B Preparation Method: EPA 3005A Pace Analytical Services - Peachtree Corners, GA								
Lithium	ND	mg/L	0.030	0.00028	1	01/23/25 10:10	01/23/25 15:12	7439-93-2	
2540C Total Dissolved Solids	Analytical Method: SM 2540C-2015 Pace Analytical Services - Peachtree Corners, GA								
Total Dissolved Solids	ND	mg/L	25.0	25.0	1		01/09/25 18:16		
2320B Alkalinity	Analytical Method: SM 2320B-2011 Pace Analytical Services - Asheville								
Alkalinity,Bicarbonate (CaCO3)	ND	mg/L	5.0	5.0	1		01/15/25 13:00		
Alkalinity,Carbonate (CaCO3)	ND	mg/L	5.0	5.0	1		01/15/25 13:00		
Alkalinity, Total as CaCO3	ND	mg/L	5.0	5.0	1		01/15/25 13:00		
4500S2D Sulfide Water	Analytical Method: SM 4500-S2D-2011 Pace Analytical Services - Asheville								
Sulfide	ND	mg/L	0.10	0.022	1		01/10/25 03:25	18496-25-8	
300.0 IC Anions 28 Days	Analytical Method: EPA 300.0 Rev 2.1 1993 Pace Analytical Services - Asheville								
Chloride	ND	mg/L	1.0	0.60	1		01/08/25 23:49	16887-00-6	
Fluoride	ND	mg/L	0.10	0.050	1		01/08/25 23:49	16984-48-8	
Sulfate	ND	mg/L	1.0	0.50	1		01/08/25 23:49	14808-79-8	
WC 6020B MET ICPMS	Analytical Method: EPA 6020B Preparation Method: EPA 3005A Pace Analytical Services - West Columbia								
Antimony	ND	mg/L	0.0030	0.00050	1	01/13/25 09:30	01/13/25 20:06	7440-36-0	
Arsenic	ND	mg/L	0.0050	0.0012	1	01/13/25 09:30	01/13/25 20:06	7440-38-2	
Barium	ND	mg/L	0.0050	0.0012	1	01/13/25 09:30	01/13/25 20:06	7440-39-3	
Beryllium	ND	mg/L	0.00050	0.00015	1	01/13/25 09:30	01/13/25 20:06	7440-41-7	
Boron	ND	mg/L	0.040	0.0062	1	01/13/25 09:30	01/13/25 20:06	7440-42-8	
Cadmium	ND	mg/L	0.00050	0.00012	1	01/13/25 09:30	01/13/25 20:06	7440-43-9	
Calcium	ND	mg/L	1.0	0.10	1	01/13/25 09:30	01/13/25 20:06	7440-70-2	
Chromium	ND	mg/L	0.0050	0.0012	1	01/13/25 09:30	01/13/25 20:06	7440-47-3	
Cobalt	ND	mg/L	0.0050	0.0012	1	01/13/25 09:30	01/13/25 20:06	7440-48-4	
Iron	ND	mg/L	0.040	0.012	1	01/13/25 09:30	01/13/25 20:06	7439-89-6	
Lead	ND	mg/L	0.0010	0.00025	1	01/13/25 09:30	01/13/25 20:06	7439-92-1	
Magnesium	ND	mg/L	0.050	0.010	1	01/13/25 09:30	01/13/25 20:06	7439-95-4	
Manganese	**0.0019J**	mg/L	0.040	0.0012	1	01/13/25 09:30	01/13/25 20:06	7439-96-5	
Molybdenum	ND	mg/L	0.010	0.0025	1	01/13/25 09:30	01/13/25 20:06	7439-98-7	
Potassium	ND	mg/L	0.50	0.10	1	01/13/25 09:30	01/13/25 20:06	7440-09-7	
Selenium	ND	mg/L	0.0050	0.0012	1	01/13/25 09:30	01/13/25 20:06	7782-49-2	
Sodium	ND	mg/L	1.0	0.15	1	01/13/25 09:30	01/13/25 20:06	7440-23-5	
Thallium	ND	mg/L	0.0010	0.00015	1	01/13/25 09:30	01/13/25 20:06	7440-28-0	BC

This report shall not be reproduced, except in full,
without the written consent of Pace Analytical Services, LLC.

Pace Analytical Services, LLC
9800 Kincey Ave. Suite 100
Huntersville, NC 28078
(704)875-9092

ANALYTICAL RESULTS

Project: Hammond AP-1
Pace Project No.: 92772942

Sample: HAM-AP1-FB-01 **Lab ID: 92772942011** Collected: 01/07/25 12:50 Received: 01/08/25 12:45 Matrix: Water

Parameters	Results	Units	Report Limit	MDL	DF	Prepared	Analyzed	CAS No.	Qual
WCOL 7470 Mercury	Analytical Method: EPA 7470A Preparation Method: EPA 7470A Pace Analytical Services - West Columbia								
Mercury	ND	mg/L	0.00020	0.000091	1	01/15/25 07:18	01/25/25 12:49	7439-97-6	

This report shall not be reproduced, except in full,
without the written consent of Pace Analytical Services, LLC.

Pace Analytical Services, LLC
9800 Kincey Ave. Suite 100
Huntersville, NC 28078
(704)875-9092

ANALYTICAL RESULTS

Project: Hammond AP-1
Pace Project No.: 92772942

Sample: HAM-AP1-FD-01 **Lab ID: 92772942012** Collected: 01/06/25 00:00 Received: 01/08/25 12:45 Matrix: Water

Parameters	Results	Units	Report Limit	MDL	DF	Prepared	Analyzed	CAS No.	Qual
6020 MET ICPMS	Analytical Method: EPA 6020B Preparation Method: EPA 3005A Pace Analytical Services - Peachtree Corners, GA								
Lithium	**0.031**	mg/L	0.030	0.00028	1	01/23/25 10:10	01/23/25 15:16	7439-93-2	
2540C Total Dissolved Solids	Analytical Method: SM 2540C-2015 Pace Analytical Services - Peachtree Corners, GA								
Total Dissolved Solids	**478**	mg/L	25.0	25.0	1		01/09/25 13:51		
2320B Alkalinity	Analytical Method: SM 2320B-2011 Pace Analytical Services - Asheville								
Alkalinity,Bicarbonate (CaCO3)	**112**	mg/L	5.0	5.0	1		01/14/25 15:02		
Alkalinity,Carbonate (CaCO3)	ND	mg/L	5.0	5.0	1		01/14/25 15:02		
Alkalinity, Total as CaCO3	**112**	mg/L	5.0	5.0	1		01/14/25 15:02		
4500S2D Sulfide Water	Analytical Method: SM 4500-S2D-2011 Pace Analytical Services - Asheville								
Sulfide	ND	mg/L	0.10	0.022	1		01/10/25 03:18	18496-25-8	
300.0 IC Anions 28 Days	Analytical Method: EPA 300.0 Rev 2.1 1993 Pace Analytical Services - Asheville								
Chloride	**17.8**	mg/L	1.0	0.60	1		01/09/25 11:48	16887-00-6	
Fluoride	**0.23**	mg/L	0.10	0.050	1		01/09/25 11:48	16984-48-8	
Sulfate	**187**	mg/L	4.0	2.0	4		01/09/25 21:34	14808-79-8	
WC 6020B MET ICPMS	Analytical Method: EPA 6020B Preparation Method: EPA 3005A Pace Analytical Services - West Columbia								
Antimony	ND	mg/L	0.0030	0.00050	1	01/13/25 09:30	01/13/25 20:15	7440-36-0	
Arsenic	**0.063**	mg/L	0.0050	0.0012	1	01/13/25 09:30	01/13/25 20:15	7440-38-2	
Barium	**0.051**	mg/L	0.0050	0.0012	1	01/13/25 09:30	01/13/25 20:15	7440-39-3	
Beryllium	ND	mg/L	0.00050	0.00015	1	01/13/25 09:30	01/13/25 20:15	7440-41-7	
Boron	**0.91J**	mg/L	0.80	0.12	20	01/13/25 09:30	01/15/25 14:06	7440-42-8	
Cadmium	ND	mg/L	0.00050	0.00012	1	01/13/25 09:30	01/13/25 20:15	7440-43-9	
Calcium	**111**	mg/L	20.0	2.0	20	01/13/25 09:30	01/15/25 14:06	7440-70-2	
Chromium	ND	mg/L	0.0050	0.0012	1	01/13/25 09:30	01/13/25 20:15	7440-47-3	
Cobalt	**0.041**	mg/L	0.0050	0.0012	1	01/13/25 09:30	01/13/25 20:15	7440-48-4	
Iron	**1.3**	mg/L	0.040	0.012	1	01/13/25 09:30	01/13/25 20:15	7439-89-6	
Lead	ND	mg/L	0.0010	0.00025	1	01/13/25 09:30	01/13/25 20:15	7439-92-1	
Magnesium	**13.5**	mg/L	0.050	0.010	1	01/13/25 09:30	01/13/25 20:15	7439-95-4	
Manganese	**2.9**	mg/L	0.80	0.025	20	01/13/25 09:30	01/15/25 14:06	7439-96-5	
Molybdenum	**0.0095J**	mg/L	0.010	0.0025	1	01/13/25 09:30	01/13/25 20:15	7439-98-7	
Potassium	**5.4**	mg/L	0.50	0.10	1	01/13/25 09:30	01/13/25 20:15	7440-09-7	
Selenium	ND	mg/L	0.0050	0.0012	1	01/13/25 09:30	01/13/25 20:15	7782-49-2	
Sodium	**7.0**	mg/L	1.0	0.15	1	01/13/25 09:30	01/13/25 20:15	7440-23-5	
Thallium	**0.00024J**	mg/L	0.0010	0.00015	1	01/13/25 09:30	01/14/25 16:18	7440-28-0	

This report shall not be reproduced, except in full,
without the written consent of Pace Analytical Services, LLC.

Pace Analytical Services, LLC
9800 Kincey Ave. Suite 100
Huntersville, NC 28078
(704)875-9092

ANALYTICAL RESULTS

Project: Hammond AP-1
Pace Project No.: 92772942

Sample: HAM-AP1-FD-01 **Lab ID: 92772942012** Collected: 01/06/25 00:00 Received: 01/08/25 12:45 Matrix: Water

Parameters	Results	Units	Report Limit	MDL	DF	Prepared	Analyzed	CAS No.	Qual
WCOL 7470 Mercury	Analytical Method: EPA 7470A Preparation Method: EPA 7470A Pace Analytical Services - West Columbia								
Mercury	ND	mg/L	0.00020	0.000091	1	01/15/25 07:18	01/25/25 12:51	7439-97-6	

This report shall not be reproduced, except in full,
without the written consent of Pace Analytical Services, LLC.

Pace Analytical Services, LLC
9800 Kincey Ave. Suite 100
Huntersville, NC 28078
(704)875-9092

QUALITY CONTROL DATA

Project: Hammond AP-1
Pace Project No.: 92772942

QC Batch: 910720
QC Batch Method: EPA 3005A
Analysis Method: EPA 6020B
Analysis Description: 6020 MET
Laboratory: Pace Analytical Services - Peachtree Corners, GA
Associated Lab Samples: 92772942001, 92772942002, 92772942003, 92772942004, 92772942005, 92772942006, 92772942007, 92772942008, 92772942009, 92772942010, 92772942011, 92772942012

METHOD BLANK: 4683194
Matrix: Water
Associated Lab Samples: 92772942001, 92772942002, 92772942003, 92772942004, 92772942005, 92772942006, 92772942007, 92772942008, 92772942009, 92772942010, 92772942011, 92772942012

Parameter	Units	Blank Result	Reporting Limit	MDL	Analyzed	Qualifiers
Lithium	mg/L	ND	0.030	0.00028	01/23/25 14:00	

LABORATORY CONTROL SAMPLE: 4683195

Parameter	Units	Spike Conc.	LCS Result	LCS % Rec	% Rec Limits	Qualifiers
Lithium	mg/L	0.1	0.11	108	80-120	

MATRIX SPIKE & MATRIX SPIKE DUPLICATE: 4683196 4683197

Parameter	Units	92772942005 Result	MS Spike Conc.	MSD Spike Conc.	MS Result	MSD Result	MS % Rec	MSD % Rec	% Rec Limits	RPD	Max RPD	Qual
Lithium	mg/L	0.0010J	0.1	0.1	0.10	0.10	102	103	75-125	1	20	

Results presented on this page are in the units indicated by the "Units" column except where an alternate unit is presented to the right of the result.

REPORT OF LABORATORY ANALYSIS

This report shall not be reproduced, except in full,
without the written consent of Pace Analytical Services, LLC.

Pace Analytical Services, LLC
9800 Kincey Ave. Suite 100
Huntersville, NC 28078
(704)875-9092

QUALITY CONTROL DATA

Project: Hammond AP-1
Pace Project No.: 92772942

QC Batch: 907726
QC Batch Method: SM 2540C-2015
Analysis Method: SM 2540C-2015
Analysis Description: 2540C Total Dissolved Solids
Laboratory: Pace Analytical Services - Peachtree Corners, GA
Associated Lab Samples: 92772942001, 92772942002, 92772942003, 92772942004, 92772942005, 92772942006, 92772942007, 92772942008, 92772942009, 92772942012

METHOD BLANK: 4669204
Matrix: Water
Associated Lab Samples: 92772942001, 92772942002, 92772942003, 92772942004, 92772942005, 92772942006, 92772942007, 92772942008, 92772942009, 92772942012

Parameter	Units	Blank Result	Reporting Limit	MDL	Analyzed	Qualifiers
Total Dissolved Solids	mg/L	ND	25.0	25.0	01/09/25 13:47	

LABORATORY CONTROL SAMPLE: 4669205

Parameter	Units	Spike Conc.	LCS Result	LCS % Rec	% Rec Limits	Qualifiers
Total Dissolved Solids	mg/L	400	362	90	80-120	

SAMPLE DUPLICATE: 4669206

Parameter	Units	92772563001 Result	Dup Result	RPD	Max RPD	Qualifiers
Total Dissolved Solids	mg/L	248	254	2	10	

SAMPLE DUPLICATE: 4669207

Parameter	Units	92772479002 Result	Dup Result	RPD	Max RPD	Qualifiers
Total Dissolved Solids	mg/L	112	120	7	10	

Results presented on this page are in the units indicated by the "Units" column except where an alternate unit is presented to the right of the result.

This report shall not be reproduced, except in full,
without the written consent of Pace Analytical Services, LLC.

Pace Analytical Services, LLC
9800 Kincey Ave. Suite 100
Huntersville, NC 28078
(704)875-9092

QUALITY CONTROL DATA

Project: Hammond AP-1
Pace Project No.: 92772942

QC Batch: 907875
QC Batch Method: SM 2540C-2015
Analysis Method: SM 2540C-2015
Analysis Description: 2540C Total Dissolved Solids
Laboratory: Pace Analytical Services - Peachtree Corners, GA
Associated Lab Samples: 92772942010, 92772942011

METHOD BLANK: 4670248
Matrix: Water
Associated Lab Samples: 92772942010, 92772942011

Parameter	Units	Blank Result	Reporting Limit	MDL	Analyzed	Qualifiers
Total Dissolved Solids	mg/L	ND	25.0	25.0	01/09/25 18:14	

LABORATORY CONTROL SAMPLE: 4670249

Parameter	Units	Spike Conc.	LCS Result	LCS % Rec	% Rec Limits	Qualifiers
Total Dissolved Solids	mg/L	400	361	90	80-120	

SAMPLE DUPLICATE: 4670250

Parameter	Units	92773113036 Result	Dup Result	RPD	Max RPD	Qualifiers
Total Dissolved Solids	mg/L	107	118	10	10	

SAMPLE DUPLICATE: 4670251

Parameter	Units	92773113037 Result	Dup Result	RPD	Max RPD	Qualifiers
Total Dissolved Solids	mg/L	43.0	65.0	41	10	D6

Results presented on this page are in the units indicated by the "Units" column except where an alternate unit is presented to the right of the result.

This report shall not be reproduced, except in full,
without the written consent of Pace Analytical Services, LLC.

Pace Analytical Services, LLC
9800 Kincey Ave. Suite 100
Huntersville, NC 28078
(704)875-9092

QUALITY CONTROL DATA

Project: Hammond AP-1
Pace Project No.: 92772942

QC Batch: 907689
QC Batch Method: SM 2320B-2011
Analysis Method: SM 2320B-2011
Analysis Description: 2320B Alkalinity
Laboratory: Pace Analytical Services - Asheville
Associated Lab Samples: 92772942001, 92772942002, 92772942003, 92772942007, 92772942008, 92772942009, 92772942012

METHOD BLANK: 4668970 Matrix: Water
Associated Lab Samples: 92772942001, 92772942002, 92772942003, 92772942007, 92772942008, 92772942009, 92772942012

Parameter	Units	Blank Result	Reporting Limit	MDL	Analyzed	Qualifiers
Alkalinity, Total as CaCO3	mg/L	ND	5.0	5.0	01/14/25 12:57	
Alkalinity,Bicarbonate (CaCO3)	mg/L	ND	5.0	5.0	01/14/25 12:57	
Alkalinity,Carbonate (CaCO3)	mg/L	ND	5.0	5.0	01/14/25 12:57	

LABORATORY CONTROL SAMPLE: 4668971

Parameter	Units	Spike Conc.	LCS Result	LCS % Rec	% Rec Limits	Qualifiers
Alkalinity, Total as CaCO3	mg/L	50	50.2	100	80-120	

LABORATORY CONTROL SAMPLE: 4668972

Parameter	Units	Spike Conc.	LCS Result	LCS % Rec	% Rec Limits	Qualifiers
Alkalinity, Total as CaCO3	mg/L	50	50.5	101	80-120	

MATRIX SPIKE & MATRIX SPIKE DUPLICATE: 4672574 4672575

Parameter	Units	92772765001 Result	MS Spike Conc.	MSD Spike Conc.	MS Result	MSD Result	MS % Rec	MSD % Rec	% Rec Limits	RPD	Max RPD	Qual
Alkalinity, Total as CaCO3	mg/L	912	50	50	951	959	77	93	80-120	1	25	M1

MATRIX SPIKE & MATRIX SPIKE DUPLICATE: 4672576 4672577

Parameter	Units	92772942003 Result	MS Spike Conc.	MSD Spike Conc.	MS Result	MSD Result	MS % Rec	MSD % Rec	% Rec Limits	RPD	Max RPD	Qual
Alkalinity, Total as CaCO3	mg/L	131	50	50	182	183	103	104	80-120	0	25	

Results presented on this page are in the units indicated by the "Units" column except where an alternate unit is presented to the right of the result.

This report shall not be reproduced, except in full,
without the written consent of Pace Analytical Services, LLC.

Pace Analytical Services, LLC
9800 Kincey Ave. Suite 100
Huntersville, NC 28078
(704)875-9092

QUALITY CONTROL DATA

Project: Hammond AP-1
Pace Project No.: 92772942

QC Batch: 908504
QC Batch Method: SM 2320B-2011
Analysis Method: SM 2320B-2011
Analysis Description: 2320B Alkalinity
Laboratory: Pace Analytical Services - Asheville
Associated Lab Samples: 92772942004, 92772942005, 92772942006, 92772942010, 92772942011

METHOD BLANK: 4672951 Matrix: Water
Associated Lab Samples: 92772942004, 92772942005, 92772942006, 92772942010, 92772942011

Parameter	Units	Blank Result	Reporting Limit	MDL	Analyzed	Qualifiers
Alkalinity, Total as CaCO3	mg/L	ND	5.0	5.0	01/15/25 11:28	
Alkalinity,Bicarbonate (CaCO3)	mg/L	ND	5.0	5.0	01/15/25 11:28	
Alkalinity,Carbonate (CaCO3)	mg/L	ND	5.0	5.0	01/15/25 11:28	

LABORATORY CONTROL SAMPLE: 4672952

Parameter	Units	Spike Conc.	LCS Result	LCS % Rec	% Rec Limits	Qualifiers
Alkalinity, Total as CaCO3	mg/L	50	51.8	104	80-120	

LABORATORY CONTROL SAMPLE: 4672953

Parameter	Units	Spike Conc.	LCS Result	LCS % Rec	% Rec Limits	Qualifiers
Alkalinity, Total as CaCO3	mg/L	50	51.4	103	80-120	

MATRIX SPIKE & MATRIX SPIKE DUPLICATE: 4672954 4672955

Parameter	Units	92772942004 Result	MS Spike Conc.	MSD Spike Conc.	MS Result	MSD Result	MS % Rec	MSD % Rec	% Rec Limits	RPD	Max RPD	Qual
Alkalinity, Total as CaCO3	mg/L	105	50	50	156	157	103	105	80-120	1	25	

MATRIX SPIKE & MATRIX SPIKE DUPLICATE: 4672956 4672957

Parameter	Units	92772942005 Result	MS Spike Conc.	MSD Spike Conc.	MS Result	MSD Result	MS % Rec	MSD % Rec	% Rec Limits	RPD	Max RPD	Qual
Alkalinity, Total as CaCO3	mg/L	121	50	50	167	168	92	93	80-120	0	25	

Results presented on this page are in the units indicated by the "Units" column except where an alternate unit is presented to the right of the result.

This report shall not be reproduced, except in full,
without the written consent of Pace Analytical Services, LLC.

Pace Analytical Services, LLC
9800 Kincey Ave. Suite 100
Huntersville, NC 28078
(704)875-9092

QUALITY CONTROL DATA

Project: Hammond AP-1
Pace Project No.: 92772942

QC Batch: 907927
QC Batch Method: SM 4500-S2D-2011
Analysis Method: SM 4500-S2D-2011
Analysis Description: 4500S2D Sulfide Water
Laboratory: Pace Analytical Services - Asheville
Associated Lab Samples: 92772942001, 92772942002, 92772942003, 92772942004, 92772942005, 92772942006, 92772942007, 92772942008, 92772942009, 92772942010, 92772942011, 92772942012

METHOD BLANK: 4670468
Matrix: Water
Associated Lab Samples: 92772942001, 92772942002, 92772942003, 92772942004, 92772942005, 92772942006, 92772942007, 92772942008, 92772942009, 92772942010, 92772942011, 92772942012

Parameter	Units	Blank Result	Reporting Limit	MDL	Analyzed	Qualifiers
Sulfide	mg/L	ND	0.10	0.022	01/10/25 03:13	

LABORATORY CONTROL SAMPLE: 4670469

Parameter	Units	Spike Conc.	LCS Result	LCS % Rec	% Rec Limits	Qualifiers
Sulfide	mg/L	0.5	0.53	105	80-120	

MATRIX SPIKE & MATRIX SPIKE DUPLICATE: 4670472 4670473

Parameter	Units	92772515002 Result	MS Spike Conc.	MSD Spike Conc.	MS Result	MSD Result	MS % Rec	MSD % Rec	% Rec Limits	RPD	Max RPD	Qual
Sulfide	mg/L	ND	0.5	0.5	0.48	0.53	95	105	80-120	10	10	

MATRIX SPIKE & MATRIX SPIKE DUPLICATE: 4670499 4670500

Parameter	Units	92772942001 Result	MS Spike Conc.	MSD Spike Conc.	MS Result	MSD Result	MS % Rec	MSD % Rec	% Rec Limits	RPD	Max RPD	Qual
Sulfide	mg/L	ND	0.5	0.5	0.53	0.52	107	104	80-120	2	10	

Results presented on this page are in the units indicated by the "Units" column except where an alternate unit is presented to the right of the result.

REPORT OF LABORATORY ANALYSIS

This report shall not be reproduced, except in full,
without the written consent of Pace Analytical Services, LLC.

Pace Analytical Services, LLC
9800 Kincey Ave. Suite 100
Huntersville, NC 28078
(704)875-9092

QUALITY CONTROL DATA

Project: Hammond AP-1
Pace Project No.: 92772942

QC Batch: 907517
QC Batch Method: EPA 300.0 Rev 2.1 1993
Analysis Method: EPA 300.0 Rev 2.1 1993
Analysis Description: 300.0 IC Anions
Laboratory: Pace Analytical Services - Asheville
Associated Lab Samples: 92772942001, 92772942002, 92772942003, 92772942004, 92772942005, 92772942006, 92772942007, 92772942008, 92772942009, 92772942010, 92772942011, 92772942012

METHOD BLANK: 4668315
Matrix: Water
Associated Lab Samples: 92772942001, 92772942002, 92772942003, 92772942004, 92772942005, 92772942006, 92772942007, 92772942008, 92772942009, 92772942010, 92772942011, 92772942012

Parameter	Units	Blank Result	Reporting Limit	MDL	Analyzed	Qualifiers
Chloride	mg/L	ND	1.0	0.60	01/08/25 21:52	
Fluoride	mg/L	ND	0.10	0.050	01/08/25 21:52	
Sulfate	mg/L	ND	1.0	0.50	01/08/25 21:52	

LABORATORY CONTROL SAMPLE: 4668316

Parameter	Units	Spike Conc.	LCS Result	LCS % Rec	% Rec Limits	Qualifiers
Chloride	mg/L	50	50.6	101	90-110	
Fluoride	mg/L	2.5	2.4	97	90-110	
Sulfate	mg/L	50	50.8	102	90-110	

MATRIX SPIKE & MATRIX SPIKE DUPLICATE: 4668317 4668318

Parameter	Units	92772897001 Result	MS Spike Conc.	MSD Spike Conc.	MS Result	MSD Result	MS % Rec	MSD % Rec	% Rec Limits	RPD	Max RPD	Qual
Chloride	mg/L	2.4	50	50	54.2	55.0	103	105	90-110	2	10	
Fluoride	mg/L	0.059J	2.5	2.5	2.6	2.6	101	102	90-110	1	10	
Sulfate	mg/L	5.2	50	50	57.1	57.9	104	105	90-110	1	10	

MATRIX SPIKE & MATRIX SPIKE DUPLICATE: 4668319 4668320

Parameter	Units	92772942006 Result	MS Spike Conc.	MSD Spike Conc.	MS Result	MSD Result	MS % Rec	MSD % Rec	% Rec Limits	RPD	Max RPD	Qual
Chloride	mg/L	55.0	50	50	92.6	93.1	75	76	90-110	0	10	M1
Fluoride	mg/L	0.27	2.5	2.5	3.0	3.1	109	111	90-110	2	10	M1
Sulfate	mg/L	130	50	50	171	171	83	84	90-110	0	10	M1

Results presented on this page are in the units indicated by the "Units" column except where an alternate unit is presented to the right of the result.

REPORT OF LABORATORY ANALYSIS

This report shall not be reproduced, except in full,
without the written consent of Pace Analytical Services, LLC.

Pace Analytical Services, LLC
9800 Kincey Ave. Suite 100
Huntersville, NC 28078
(704)875-9092

QUALITY CONTROL DATA

Project: Hammond AP-1
Pace Project No.: 92772942

QC Batch: 908184
QC Batch Method: EPA 3005A
Analysis Method: EPA 6020B
Analysis Description: WC 6020B MET
Laboratory: Pace Analytical Services - West Columbia
Associated Lab Samples: 92772942001, 92772942002, 92772942003, 92772942004, 92772942005, 92772942006, 92772942007, 92772942008, 92772942009, 92772942010, 92772942011, 92772942012

METHOD BLANK: 4671543
Matrix: Water
Associated Lab Samples: 92772942001, 92772942002, 92772942003, 92772942004, 92772942005, 92772942006, 92772942007, 92772942008, 92772942009, 92772942010, 92772942011, 92772942012

Parameter	Units	Blank Result	Reporting Limit	MDL	Analyzed	Qualifiers
Antimony	mg/L	ND	0.0030	0.00050	01/13/25 16:18	
Arsenic	mg/L	ND	0.0050	0.0012	01/13/25 16:18	
Barium	mg/L	ND	0.0050	0.0012	01/13/25 16:18	
Beryllium	mg/L	ND	0.00050	0.00015	01/13/25 16:18	
Boron	mg/L	ND	0.040	0.0062	01/13/25 16:18	
Cadmium	mg/L	ND	0.00050	0.00012	01/13/25 16:18	
Calcium	mg/L	ND	1.0	0.10	01/13/25 16:18	
Chromium	mg/L	ND	0.0050	0.0012	01/13/25 16:18	
Cobalt	mg/L	ND	0.0050	0.0012	01/13/25 16:18	
Iron	mg/L	ND	0.040	0.012	01/13/25 16:18	
Lead	mg/L	ND	0.0010	0.00025	01/13/25 16:18	
Magnesium	mg/L	ND	0.050	0.010	01/13/25 16:18	
Manganese	mg/L	ND	0.040	0.0012	01/13/25 16:18	
Molybdenum	mg/L	ND	0.010	0.0025	01/13/25 16:18	
Potassium	mg/L	ND	0.50	0.10	01/13/25 16:18	
Selenium	mg/L	ND	0.0050	0.0012	01/13/25 16:18	
Sodium	mg/L	ND	1.0	0.15	01/13/25 16:18	
Thallium	mg/L	ND	0.0010	0.00015	01/13/25 16:18	

LABORATORY CONTROL SAMPLE: 4671544

Parameter	Units	Spike Conc.	LCS Result	LCS % Rec	% Rec Limits	Qualifiers
Antimony	mg/L	0.1	0.098	98	80-120	
Arsenic	mg/L	0.1	0.10	104	80-120	
Barium	mg/L	0.1	0.097	97	80-120	
Beryllium	mg/L	0.1	0.10	102	80-120	
Boron	mg/L	0.1	0.10	102	80-120	
Cadmium	mg/L	0.1	0.099	99	80-120	
Calcium	mg/L	1	1.0	104	80-120	
Chromium	mg/L	0.1	0.10	101	80-120	
Cobalt	mg/L	0.1	0.11	112	80-120	
Iron	mg/L	1	0.99	99	80-120	
Lead	mg/L	0.1	0.11	111	80-120	
Magnesium	mg/L	1	1.0	102	80-120	
Manganese	mg/L	0.1	0.11	107	80-120	
Molybdenum	mg/L	0.1	0.10	100	80-120	
Potassium	mg/L	1	1.1	108	80-120	

Results presented on this page are in the units indicated by the "Units" column except where an alternate unit is presented to the right of the result.

This report shall not be reproduced, except in full,
without the written consent of Pace Analytical Services, LLC.

Pace Analytical Services, LLC
9800 Kincey Ave. Suite 100
Huntersville, NC 28078
(704)875-9092

QUALITY CONTROL DATA

Project: Hammond AP-1
Pace Project No.: 92772942

LABORATORY CONTROL SAMPLE: 4671544

Parameter	Units	Spike Conc.	LCS Result	LCS % Rec	% Rec Limits	Qualifiers
Selenium	mg/L	0.1	0.10	102	80-120	
Sodium	mg/L	1	1.0	102	80-120	
Thallium	mg/L	0.1	0.12	118	80-120	

MATRIX SPIKE & MATRIX SPIKE DUPLICATE: 4671545 4671546

Parameter	Units	92772921001 Result	MS Spike Conc.	MSD Spike Conc.	MS Result	MSD Result	MS % Rec	MSD % Rec	% Rec Limits	RPD	Max RPD	Qual
Antimony	mg/L	ND	0.1	0.1	0.089	0.089	88	89	75-125	1	20	
Arsenic	mg/L	ND	0.1	0.1	0.095	0.096	94	95	75-125	1	20	
Barium	mg/L	37.4 ug/L	0.1	0.1	0.14	0.14	104	102	75-125	1	20	
Beryllium	mg/L	0.27J ug/L	0.1	0.1	0.11	0.11	107	106	75-125	1	20	
Boron	mg/L	13.0J ug/L	0.1	0.1	0.12	0.12	110	108	75-125	2	20	
Cadmium	mg/L	ND	0.1	0.1	0.10	0.10	100	101	75-125	0	20	
Calcium	mg/L	5300 ug/L	1	1	6.1	6.0	84	75	75-125	1	20	
Chromium	mg/L	1.9J ug/L	0.1	0.1	0.092	0.093	90	91	75-125	1	20	
Cobalt	mg/L	ND	0.1	0.1	0.11	0.11	109	108	75-125	1	20	
Iron	mg/L	1560 ug/L	1	1	2.8	2.7	119	114	75-125	2	20	
Lead	mg/L	2.2 ug/L	0.1	0.1	0.10	0.10	102	101	75-125	2	20	
Magnesium	mg/L	1350 ug/L	1	1	2.5	2.5	111	114	75-125	1	20	
Manganese	mg/L	66.1 ug/L	0.1	0.1	0.17	0.16	103	97	75-125	3	20	
Molybdenum	mg/L	ND	0.1	0.1	0.090	0.090	89	89	75-125	0	20	
Potassium	mg/L	1740 ug/L	1	1	2.8	2.8	107	107	75-125	0	20	
Selenium	mg/L	ND	0.1	0.1	0.10	0.10	101	102	75-125	1	20	
Sodium	mg/L	11100 ug/L	1	1	11.9	11.8	86	72	75-125	1	20	M1
Thallium	mg/L	ND	0.1	0.1	0.11	0.11	110	107	75-125	3	20	

MATRIX SPIKE & MATRIX SPIKE DUPLICATE: 4671547 4671548

Parameter	Units	92773107001 Result	MS Spike Conc.	MSD Spike Conc.	MS Result	MSD Result	MS % Rec	MSD % Rec	% Rec Limits	RPD	Max RPD	Qual
Antimony	mg/L	ND	0.1	0.1	0.090	0.065	86	61	75-125	33	20	M1,R1
Arsenic	mg/L	ND	0.1	0.1	0.090	0.096	80	86	75-125	6	20	
Barium	mg/L	116 ug/L	0.1	0.1	0.21	0.22	96	104	75-125	3	20	
Beryllium	mg/L	ND	0.1	0.1	0.099	0.098	98	98	75-125	1	20	
Boron	mg/L	ND	0.1	0.1	0.12J	0.12J	100	100	75-125		20	
Cadmium	mg/L	ND	0.1	0.1	0.095	0.094	94	94	75-125	1	20	
Calcium	mg/L	31600 ug/L	1	1	32.4	31.8	80	17	75-125	2	20	M1
Chromium	mg/L	18.8J ug/L	0.1	0.1	0.097	0.11	79	91	75-125	12	20	
Cobalt	mg/L	ND	0.1	0.1	0.097	0.097	95	95	75-125	0	20	
Lead	mg/L	39.9 ug/L	0.1	0.1	0.13	0.14	95	96	75-125	1	20	
Magnesium	mg/L	4030 ug/L	1	1	5.2	5.4	112	139	75-125	5	20	M1

Results presented on this page are in the units indicated by the "Units" column except where an alternate unit is presented to the right of the result.

REPORT OF LABORATORY ANALYSIS

This report shall not be reproduced, except in full,
without the written consent of Pace Analytical Services, LLC.

Pace Analytical Services, LLC
9800 Kincey Ave. Suite 100
Huntersville, NC 28078
(704)875-9092

QUALITY CONTROL DATA

Project: Hammond AP-1
Pace Project No.: 92772942

MATRIX SPIKE & MATRIX SPIKE DUPLICATE: 4671547 4671548

Parameter	Units	92773107001 Result	MS Spike Conc.	MSD Spike Conc.	MS Result	MSD Result	MS % Rec	MSD % Rec	% Rec Limits	RPD	Max RPD	Qual
Manganese	mg/L	205 ug/L	0.1	0.1	0.31J	0.30J	103	98	75-125	2	20	
Molybdenum	mg/L	ND	0.1	0.1	0.073J	0.064J	69	59	75-125		20	M1
Potassium	mg/L	3430J ug/L	1	1	4.5J	4.9J	106	150	75-125	9	20	M1
Selenium	mg/L	24.2J ug/L	0.1	0.1	0.12	0.12	92	97	75-125	4	20	
Sodium	mg/L	8910 ug/L	1	1	9.8J	9.6J	94	67	75-125	3	20	M1
Thallium	mg/L	ND	0.1	0.1	0.10	0.099	99	99	75-125	1	20	

Results presented on this page are in the units indicated by the "Units" column except where an alternate unit is presented to the right of the result.

This report shall not be reproduced, except in full,
without the written consent of Pace Analytical Services, LLC.

Pace Analytical Services, LLC
9800 Kincey Ave. Suite 100
Huntersville, NC 28078
(704)875-9092

QUALITY CONTROL DATA

Project: Hammond AP-1
Pace Project No.: 92772942

QC Batch: 908632
QC Batch Method: EPA 7470A
Analysis Method: EPA 7470A
Analysis Description: WCOL 7470 Mercury
Laboratory: Pace Analytical Services - West Columbia
Associated Lab Samples: 92772942001, 92772942002, 92772942003, 92772942004, 92772942005, 92772942006, 92772942007, 92772942008, 92772942009, 92772942010, 92772942011, 92772942012

METHOD BLANK: 4673761
Matrix: Water
Associated Lab Samples: 92772942001, 92772942002, 92772942003, 92772942004, 92772942005, 92772942006, 92772942007, 92772942008, 92772942009, 92772942010, 92772942011, 92772942012

Parameter	Units	Blank Result	Reporting Limit	MDL	Analyzed	Qualifiers
Mercury	mg/L	ND	0.00020	0.000091	01/25/25 12:00	

LABORATORY CONTROL SAMPLE: 4673762

Parameter	Units	Spike Conc.	LCS Result	LCS % Rec	% Rec Limits	Qualifiers
Mercury	mg/L	0.002	0.0018	91	80-120	

MATRIX SPIKE & MATRIX SPIKE DUPLICATE: 4673763 4673764

Parameter	Units	92772942001 Result	MS Spike Conc.	MSD Spike Conc.	MS Result	MSD Result	MS % Rec	MSD % Rec	% Rec Limits	RPD	Max RPD	Qual
Mercury	mg/L	ND	0.008	0.008	0.0073	0.0072	92	91	80-120	1	20	P1

MATRIX SPIKE & MATRIX SPIKE DUPLICATE: 4673765 4673766

Parameter	Units	92772942010 Result	MS Spike Conc.	MSD Spike Conc.	MS Result	MSD Result	MS % Rec	MSD % Rec	% Rec Limits	RPD	Max RPD	Qual
Mercury	mg/L	ND	0.008	0.008	0.0069	0.0070	87	88	80-120	1	20	P1

Results presented on this page are in the units indicated by the "Units" column except where an alternate unit is presented to the right of the result.

This report shall not be reproduced, except in full,
without the written consent of Pace Analytical Services, LLC.

Pace Analytical Services, LLC
9800 Kincey Ave. Suite 100
Huntersville, NC 28078
(704)875-9092

QUALIFIERS

Project: Hammond AP-1
Pace Project No.: 92772942

DEFINITIONS

DF - Dilution Factor, if reported, represents the factor applied to the reported data due to dilution of the sample aliquot.

ND - Not Detected at or above adjusted reporting limit.

TNTC - Too Numerous To Count

J - Estimated concentration above the adjusted method detection limit and below the adjusted reporting limit.

MDL - Adjusted Method Detection Limit.

PQL - Practical Quantitation Limit.

RL - Reporting Limit - The lowest concentration value that meets project requirements for quantitative data with known precision and bias for a specific analyte in a specific matrix.

S - Surrogate

1,2-Diphenylhydrazine decomposes to and cannot be separated from Azobenzene using Method 8270. The result for each analyte is a combined concentration.

Consistent with EPA guidelines, unrounded data are displayed and have been used to calculate % recovery and RPD values.

LCS(D) - Laboratory Control Sample (Duplicate)

MS(D) - Matrix Spike (Duplicate)

DUP - Sample Duplicate

RPD - Relative Percent Difference

NC - Not Calculable.

SG - Silica Gel - Clean-Up

U - Indicates the compound was analyzed for, but not detected.

Acid preservation may not be appropriate for 2 Chloroethylvinyl ether.

A separate vial preserved to a pH of 4-5 is recommended in SW846 Chapter 4 for the analysis of Acrolein and Acrylonitrile by EPA Method 8260.

N-Nitrosodiphenylamine decomposes and cannot be separated from Diphenylamine using Method 8270. The result reported for each analyte is a combined concentration.

Reported results are not rounded until the final step prior to reporting. Therefore, calculated parameters that are typically reported as "Total" may vary slightly from the sum of the reported component parameters.

Pace Analytical is TNI accredited. Contact your Pace PM for the current list of accredited analytes.

TNI - The NELAC Institute.

ANALYTE QUALIFIERS

BC	The same analyte was detected in an associated blank at a concentration above 1/2 the reporting limit but below the laboratory reporting limit.
D6	The precision between the sample and sample duplicate exceeded laboratory control limits.
M1	Matrix spike recovery exceeded QC limits. Batch accepted based on laboratory control sample (LCS) recovery.
P1	Routine initial sample volume or weight was not used for extraction, resulting in elevated reporting limits.
R1	RPD value was outside control limits.

This report shall not be reproduced, except in full,
without the written consent of Pace Analytical Services, LLC.

Pace Analytical Services, LLC
9800 Kincey Ave. Suite 100
Huntersville, NC 28078
(704)875-9092

QUALITY CONTROL DATA CROSS REFERENCE TABLE

Project: Hammond AP-1
Pace Project No.: 92772942

Lab ID	Sample ID	QC Batch Method	QC Batch	Analytical Method	Analytical Batch
92772942001	**HAM-PT-07**	EPA 3005A	910720	EPA 6020B	910853
92772942002	**HAM-PT-08**	EPA 3005A	910720	EPA 6020B	910853
92772942003	**HAM-PT-09**	EPA 3005A	910720	EPA 6020B	910853
92772942004	**HAM-PT-10**	EPA 3005A	910720	EPA 6020B	910853
92772942005	**HAM-PT-11**	EPA 3005A	910720	EPA 6020B	910853
92772942006	**HAM-PT-12**	EPA 3005A	910720	EPA 6020B	910853
92772942007	**HAM-PT-13**	EPA 3005A	910720	EPA 6020B	910853
92772942008	**HAM-PT-14**	EPA 3005A	910720	EPA 6020B	910853
92772942009	**HAM-PT-15**	EPA 3005A	910720	EPA 6020B	910853
92772942010	**HAM-AP1-EB-01**	EPA 3005A	910720	EPA 6020B	910853
92772942011	**HAM-AP1-FB-01**	EPA 3005A	910720	EPA 6020B	910853
92772942012	**HAM-AP1-FD-01**	EPA 3005A	910720	EPA 6020B	910853
92772942001	**HAM-PT-07**	SM 2540C-2015	907726		
92772942002	**HAM-PT-08**	SM 2540C-2015	907726		
92772942003	**HAM-PT-09**	SM 2540C-2015	907726		
92772942004	**HAM-PT-10**	SM 2540C-2015	907726		
92772942005	**HAM-PT-11**	SM 2540C-2015	907726		
92772942006	**HAM-PT-12**	SM 2540C-2015	907726		
92772942007	**HAM-PT-13**	SM 2540C-2015	907726		
92772942008	**HAM-PT-14**	SM 2540C-2015	907726		
92772942009	**HAM-PT-15**	SM 2540C-2015	907726		
92772942010	**HAM-AP1-EB-01**	SM 2540C-2015	907875		
92772942011	**HAM-AP1-FB-01**	SM 2540C-2015	907875		
92772942012	**HAM-AP1-FD-01**	SM 2540C-2015	907726		
92772942001	**HAM-PT-07**	SM 2320B-2011	907689		
92772942002	**HAM-PT-08**	SM 2320B-2011	907689		
92772942003	**HAM-PT-09**	SM 2320B-2011	907689		
92772942004	**HAM-PT-10**	SM 2320B-2011	908504		
92772942005	**HAM-PT-11**	SM 2320B-2011	908504		
92772942006	**HAM-PT-12**	SM 2320B-2011	908504		
92772942007	**HAM-PT-13**	SM 2320B-2011	907689		
92772942008	**HAM-PT-14**	SM 2320B-2011	907689		
92772942009	**HAM-PT-15**	SM 2320B-2011	907689		
92772942010	**HAM-AP1-EB-01**	SM 2320B-2011	908504		
92772942011	**HAM-AP1-FB-01**	SM 2320B-2011	908504		
92772942012	**HAM-AP1-FD-01**	SM 2320B-2011	907689		
92772942001	**HAM-PT-07**	SM 4500-S2D-2011	907927		
92772942002	**HAM-PT-08**	SM 4500-S2D-2011	907927		
92772942003	**HAM-PT-09**	SM 4500-S2D-2011	907927		
92772942004	**HAM-PT-10**	SM 4500-S2D-2011	907927		
92772942005	**HAM-PT-11**	SM 4500-S2D-2011	907927		
92772942006	**HAM-PT-12**	SM 4500-S2D-2011	907927		
92772942007	**HAM-PT-13**	SM 4500-S2D-2011	907927		
92772942008	**HAM-PT-14**	SM 4500-S2D-2011	907927		

This report shall not be reproduced, except in full,
without the written consent of Pace Analytical Services, LLC.

Pace Analytical Services, LLC
9800 Kincey Ave. Suite 100
Huntersville, NC 28078
(704)875-9092

QUALITY CONTROL DATA CROSS REFERENCE TABLE

Project: Hammond AP-1
Pace Project No.: 92772942

Lab ID	Sample ID	QC Batch Method	QC Batch	Analytical Method	Analytical Batch
92772942009	**HAM-PT-15**	SM 4500-S2D-2011	907927		
92772942010	**HAM-AP1-EB-01**	SM 4500-S2D-2011	907927		
92772942011	**HAM-AP1-FB-01**	SM 4500-S2D-2011	907927		
92772942012	**HAM-AP1-FD-01**	SM 4500-S2D-2011	907927		
92772942001	**HAM-PT-07**	EPA 300.0 Rev 2.1 1993	907517		
92772942002	**HAM-PT-08**	EPA 300.0 Rev 2.1 1993	907517		
92772942003	**HAM-PT-09**	EPA 300.0 Rev 2.1 1993	907517		
92772942004	**HAM-PT-10**	EPA 300.0 Rev 2.1 1993	907517		
92772942005	**HAM-PT-11**	EPA 300.0 Rev 2.1 1993	907517		
92772942006	**HAM-PT-12**	EPA 300.0 Rev 2.1 1993	907517		
92772942007	**HAM-PT-13**	EPA 300.0 Rev 2.1 1993	907517		
92772942008	**HAM-PT-14**	EPA 300.0 Rev 2.1 1993	907517		
92772942009	**HAM-PT-15**	EPA 300.0 Rev 2.1 1993	907517		
92772942010	**HAM-AP1-EB-01**	EPA 300.0 Rev 2.1 1993	907517		
92772942011	**HAM-AP1-FB-01**	EPA 300.0 Rev 2.1 1993	907517		
92772942012	**HAM-AP1-FD-01**	EPA 300.0 Rev 2.1 1993	907517		
92772942001	**HAM-PT-07**	EPA 3005A	908184	EPA 6020B	908439
92772942002	**HAM-PT-08**	EPA 3005A	908184	EPA 6020B	908439
92772942003	**HAM-PT-09**	EPA 3005A	908184	EPA 6020B	908439
92772942004	**HAM-PT-10**	EPA 3005A	908184	EPA 6020B	908439
92772942005	**HAM-PT-11**	EPA 3005A	908184	EPA 6020B	908439
92772942006	**HAM-PT-12**	EPA 3005A	908184	EPA 6020B	908439
92772942007	**HAM-PT-13**	EPA 3005A	908184	EPA 6020B	908439
92772942008	**HAM-PT-14**	EPA 3005A	908184	EPA 6020B	908439
92772942009	**HAM-PT-15**	EPA 3005A	908184	EPA 6020B	908439
92772942010	**HAM-AP1-EB-01**	EPA 3005A	908184	EPA 6020B	908439
92772942011	**HAM-AP1-FB-01**	EPA 3005A	908184	EPA 6020B	908439
92772942012	**HAM-AP1-FD-01**	EPA 3005A	908184	EPA 6020B	908439
92772942001	**HAM-PT-07**	EPA 7470A	908632	EPA 7470A	911697
92772942002	**HAM-PT-08**	EPA 7470A	908632	EPA 7470A	911697
92772942003	**HAM-PT-09**	EPA 7470A	908632	EPA 7470A	911697
92772942004	**HAM-PT-10**	EPA 7470A	908632	EPA 7470A	911697
92772942005	**HAM-PT-11**	EPA 7470A	908632	EPA 7470A	911697
92772942006	**HAM-PT-12**	EPA 7470A	908632	EPA 7470A	911697
92772942007	**HAM-PT-13**	EPA 7470A	908632	EPA 7470A	911697
92772942008	**HAM-PT-14**	EPA 7470A	908632	EPA 7470A	911697
92772942009	**HAM-PT-15**	EPA 7470A	908632	EPA 7470A	911697
92772942010	**HAM-AP1-EB-01**	EPA 7470A	908632	EPA 7470A	911697
92772942011	**HAM-AP1-FB-01**	EPA 7470A	908632	EPA 7470A	911697
92772942012	**HAM-AP1-FD-01**	EPA 7470A	908632	EPA 7470A	911697

This report shall not be reproduced, except in full,
without the written consent of Pace Analytical Services, LLC.

WO# : 92772942

92772942

Pace Analytical
www.pacelabs.com

CHAIN-OF-CUSTODY / Analytical Request Docum

The Chain-of-Custody is a LEGAL DOCUMENT. All relevant fields must be completed accura

Page: 1 of 1

Section A Required Client Information:

Company:	GA Power
Address:	Atlanta, GA
Email To:	SCS Contacts
Phone:	Fax:
Requested Due Date/TAT:	10 Day

Section B Required Project Information:

Report To:	SCS Contacts
Copy To:	Geosyntec Contacts
Purchase Order No.:	GPC82474-0001
Project Name:	Hammond AP-1
Project Number:	

Section C Invoice Information:

Attention:	Southern Co.
Company Name:	
Address:	
Pace Quote Reference:	
Pace Project Manager:	Bonnie Vang
Pace Profile #:	16483

REGULATORY AGENCY

☐ NPDES ☐ GROUND WATER ☐ DRINKING WATER
☐ UST ☐ RCRA ☑ OTHER CCR

Site Location STATE: GA

Section D Required Client Information

Valid Matrix Codes

MATRIX	CODE
DRINKING WATER	DW
WATER	WT
WASTE WATER	WW
PRODUCT	P
SOIL/SOLID	SL
OIL	OL
WIPE	WP
AIR	AR
OTHER	OT
TISSUE	TS

SAMPLE ID (A-Z, 0-9 / ,-) Sample IDs MUST BE UNIQUE

Requested Analysis Filtered (Y/N)

ITEM #	SAMPLE ID	MATRIX CODE (see valid codes to left)	SAMPLE TYPE (G=GRAB C=COMP)	COLLECTED DATE	COLLECTED TIME	COMPOSITE DATE	COMPOSITE TIME	SAMPLE TEMP AT COLLECTION	# OF CONTAINERS	Unpreserved	H_2SO_4	HNO_3	HCl	NaOH	$Na_2S_2O_3$	Methanol	Other	Analysis Test Y/N	Chloride, Fluoride, Sulfate	Full App. III and IV metals	Major Ions (Profile 10839-2)	TDS	Residual Chlorine (Y/N)	92772942 Pace Project No./ Lab I.D.
1	HAM-PT-07	WG	G	1/6/2025	1544				5	3		1					1		X	X	X	X	N	
2	HAM-PT-08	WG	G	1/6/2025	1650				5	3		1					1		X	X	X	X	N	
3	HAM-PT-09	WG	G	1/7/2025	1037				5	3		1					1		X	X	X	X	N	
4	HAM-PT-10	WG	G	1/7/2025	1230				5	3		1					1		X	X	X	X	N	
5	HAM-PT-11	WG	G	1/7/2025	1137		JN 1/8/2024		5	3		1					1		X	X	X	X	N	
6	HAM-PT-12	WG	G	1/7/2025	0936				5	3		1					1		X	X	X	X	N	
7	HAM-PT-13	WG	G	1/6/2025	1247				5	3		1					1		X	X	X	X	N	
8	HAM-PT-14	WG	G	1/6/2025	1240				5	3		1					1		X	X	X	X	N	
9	HAM-PT-15	WG	G	1/6/2025	1423				5	3		1					1		X	X	X	X	N	
10	HAM-AP1-EB-01	WQ	G	1/7/2025	1255				5	3		1					1		X	X	X	X	N	
11	HAM-AP1-FB-01	WQ	G	1/7/2025	1250				5	3		1					1		X	X	X	X	N	
12	HAM-AP1-FD-01	WG	G	1/6/2025	0000				5	3		1					1		X	X	X	X	N	

ADDITIONAL COMMENTS	RELINQUISHED BY / AFFILIATION	DATE	TIME	ACCEPTED BY / AFFILIATION	DATE	TIME	SAMPLE CONDITIONS
Task Code: HAM-CCR-CA-20250106	Thomas Kessler / Geo	1/7/2025	1700	Amanda Pitt / Geosyntec	1/7/25	1700	
	Amanda Pitt / Geosyntec	1/8/25	1030	Ryan Williams / Pace	1/8/25	1030	
	Ryan Williams / Pace	1/8/25	1245	[illegible]	1/8/25	1245	

SAMPLER NAME AND SIGNATURE	
PRINT Name of SAMPLER:	Thomas Kessler / Geosyntec Consultants, Inc
SIGNATURE of SAMPLER:	DATE Signed (MM/DD/YY):

Temp in °C | Received on Ice (Y/N) | Custody Sealed Cooler (Y/N) | Samples Intact (Y/N)

*Important Note: By signing this form you are accepting Pace's NET 30 day payment terms and agreeing to late charges of 1.5% per month for any invoices not paid within 30 days.

F-ALL-Q-020rev.07, 15-Feb-2007

Pace	DC#_Title: ENV-FRM-HUN1-0083 v05_Sample Condition Upon Receipt
	Effective Date: 05/24/2024

Laboratory receiving samples:
Asheville ☐ Eden ☐ Greenwood ☐ Huntersville ☐ Raleigh ☐ Mechanicsville ☐ Atlanta ☑ Kernersville ☐

Sample Condition Upon Receipt

Client Name: Georgia Power

Project #:

WO#: 92772942
PM: BV Due Date: 01/22/25
CLIENT: 92- GP-HAM

Courier: ☐ Commercial ☐ FedEx ☐ UPS ☐ USPS ☐ Client ☑ Pace ☐ Other:____

Custody Seal Present? ☐ Yes ☑ No Seals Intact? ☐ Yes ☐ No ☑ N/A

Date/Initials Person Examining Contents: 1/8/25 GHP

Packing Material: ☐ Bubble Wrap ☐ Bubble Bags ☑ None ☐ Other

Biological Tissue Frozen? ☐ Yes ☐ No ☑ N/A

Thermometer: ☑ IR Gun ID: 083

Type of Ice: ☑ Wet ☐ Blue ☐ None

Cooler Temp: 4.1 Correction Factor: Add/Subtract (°C) 0.0

Temp should be above freezing to 6°C
☐ Samples out of temp criteria. Samples on ice, cooling process has begun

Cooler Temp Corrected (°C): 4.1

USDA Regulated Soil (☐ N/A, water sample)
Did samples originate in a quarantine zone within the United States: CA, NY, or SC (check maps)? ☐ Yes ☐ No

Did samples originate from a foreign source (internationally, including Hawaii and Puerto Rico)? ☐ Yes ☐ No

				Comments/Discrepancy:
Chain of Custody Present?	☑ Yes	☐ No	☐ N/A	1.
Samples Arrived within Hold Time?	☑ Yes	☐ No	☐ N/A	2.
Short Hold Time Analysis (<72 hr.)?	☐ Yes	☑ No	☐ N/A	3.
Rush Turn Around Time Requested?	☐ Yes	☑ No	☐ N/A	4.
Sufficient Volume?	☑ Yes	☐ No	☐ N/A	5.
Correct Containers Used?	☑ Yes	☐ No	☐ N/A	6.
-Pace Containers Used?	☑ Yes	☐ No	☐ N/A	
Containers Intact?	☑ Yes	☐ No	☐ N/A	7.
Dissolved analysis: Samples Field Filtered?	☐ Yes	☐ No	☑ N/A	8.
Sample Labels Match COC?	☑ Yes	☐ No	☐ N/A	9.
-Includes Date/Time/ID/Analysis Matrix: W				
Headspace in VOA Vials (>5-6mm)?	☐ Yes	☐ No	☑ N/A	10.
Trip Blank Present?	☐ Yes	☐ No	☑ N/A	11.
Trip Blank Custody Seals Present?	☐ Yes	☐ No	☑ N/A	

COMMENTS/SAMPLE DISCREPANCY

Field Data Required? ☐ Yes ☐ No

Lot ID of split containers:

CLIENT NOTIFICATION/RESOLUTION

Person contacted: Date/Time:

Project Manager SCURF Review: Date:

Project Manager SRF Review: Date:

DC#_Title: ENV-FRM-HUN1-0083 v05_Sample Condition Upon Receipt

Effective Date: 05/24/2024

WO# : 92772942

PM: BV Due Date: 01/22/25

CLIENT: 92- GP-HAM

*Check mark top half of box if pH and/or dechlorination is verified and within the acceptance range for preservation samples.

Exceptions: VOA, Coliform, TOC, Oil and Grease, DRO/8015 (water) DOC, LLHg

**Bottom half of box is to list number of bottles

***Check all unpreserved Nitrates for chlorine

Project #

Laboratory Receiving Location: Asheville ☐ Eden ☐ Greenwood ☐ Huntersville ☐ Raleigh ☐ Mechanicsville ☐ Atlanta ☑ Kernersville ☐

Client_____ Profile/EZ (Circle one)_____ Notes_____

Item#	BP4U-125 mL Plastic Unpreserved (N/A) (Cl-)	BP3U-250 mL Plastic Unpreserved (N/A)	BP2U-500 mL Plastic Unpreserved (N/A)	BP1U-1 liter Plastic Unpreserved (N/A)		BP4S-125 mL Plastic H2SO4 (pH < 2) (Cl-)	BP3N-250 mL plastic HNO3 (pH < 2)	BP4Z-125 mL Plastic ZN Acetate & NaOH (>9)	BP4B-125 mL Plastic NaOH (pH > 12) (Cl-)	WGFU-Wide-mouthed Glass Jar Unpreserved	AG1U-1 liter Amber Unpreserved (N/A) (Cl-)	AG1H-1 liter Amber HCl (pH < 2)	AG3U-250 mL Amber Unpreserved (N/A) (Cl-)	AG1S-1 liter Amber H2SO4 (pH < 2)	AG3S-250 mL Amber H2SO4 (pH < 2)	DG9A-40 mL Amber NH4Cl (N/A)(Cl-)	DG9H-40 mL VOA HCl (N/A)	VG9T-40 mL VOA Na2S2O3 (N/A)	VG9U-40 mL VOA Unpreserved (N/A)	DG9V-40 mL VOA H3PO4 (N/A)	KP7U-50 mL Plastic Unpreserved (N/A)	V/GK (3 vials per kit)-VPH/Gas kit (N/A)	SP5T-125 mL Sterile Plastic (N/A – lab)	SP2T-250 mL Sterile Plastic (N/A – lab)		BP3R-250 mL Plastic (NH2)2SO4 (9.3-9.7)	AG0U-100 mL Amber Unpreserved (N/A) (Cl-)	VSGU-20 mL Scintillation vials (N/A)	DG8U-40 mL Amber Unpreserved vials (N/A)
CC																													
1		2	1				1	1																					
2		2	1				1	1																					
3		2	1				1	1																					
4		2	1				1	1																					
5		2	1				1	1																					
6		2	1				1	1																					
7		2	1				1	1																					
8		2	1				1	1																					
9		2	1				1	1																					
10		2	1				1	1																					
11		2	1				1	1																					
12		2	1				1	1																					

pH Adjustment Log for Preserved Samples

Sample ID	Type of Preservative	pH upon receipt	Date preservation adjusted	Time preservation adjusted	Amount of Preservative added	Lot #

Note: Whenever there is a discrepancy affecting North Carolina compliance samples, a copy of this form will be sent to the North Carolina DENR Certification Office (i.e. Out of hold, incorrect preservative, out of temp, incorrect containers.

Pace Analytical Services, LLC
9800 Kincey Ave. Suite 100
Huntersville, NC 28078
(704)875-9092

April 03, 2025

Kristen Jurinko
Southern Company
241 Ralph McGill Blvd NE
Bin 10160
Atlanta, GA 30308

RE: Project: Hammond AP-1-CA-20250203
Pace Project No.: 92778486

Dear Kristen Jurinko:

Enclosed are the analytical results for sample(s) received by the laboratory on February 07, 2025. The results relate only to the samples included in this report. Results reported herein conform to the applicable TNI/NELAC Standards and the laboratory's Quality Manual, where applicable, unless otherwise noted in the body of the report.

The test results provided in this final report were generated by each of the following laboratories within the Pace Network:

- Pace National - Mt. Juliet
- Pace Analytical Services - Asheville
- Pace Analytical Services - West Columbia

Revision 1: Sample ID's for FB-01 and FD-01 were corrected to match COC.

If you have any questions concerning this report, please feel free to contact me.

Sincerely,

Bonnie Vang
bonnie.vang@pacelabs.com
704-977-0968
Project Manager

Enclosures

cc: Kip Gray, Geosyntec
Christine Hug, Geosyntec Consultants, Inc.
Thomas Kessler, Geosyntec Consultants
Whitney Law, Geosyntec Consultants
Laura Midkiff, Southern Company
Caroline Nelson, Geosyntec Consultants, Inc
Jamie Newsome, Geosyntec Consultants
Zain Webb, Geosyntec Consultants

REPORT OF LABORATORY ANALYSIS

This report shall not be reproduced, except in full,
without the written consent of Pace Analytical Services, LLC.

Pace Analytical Services, LLC
9800 Kincey Ave. Suite 100
Huntersville, NC 28078
(704)875-9092

CERTIFICATIONS

Project: Hammond AP-1-CA-20250203
Pace Project No.: 92778486

Pace Analytical Services National
12065 Lebanon Road, Mt. Juliet, TN 37122
Alabama Certification #: 40660
Alaska Certification 17-026
Arizona Certification #: AZ0612
Arkansas Certification #: 88-0469
California Certification #: 2932
Canada Certification #: 1461.01
Colorado Certification #: TN00003
Connecticut Certification #: PH-0197
DOD Certification: #1461.01
EPA# TN00003
Florida Certification #: E87487
Georgia DW Certification #: 923
Georgia Certification: NELAP
Idaho Certification #: TN00003
Illinois Certification #: 200008
Indiana Certification #: C-TN-01
Iowa Certification #: 364
Kansas Certification #: E-10277
Kentucky UST Certification #: 16
Kentucky Certification #: 90010
Louisiana Certification #: AI30792
Louisiana DW Certification #: LA180010
Maine Certification #: TN0002
Maryland Certification #: 324
Massachusetts Certification #: M-TN003
Michigan Certification #: 9958
Minnesota Certification #: 047-999-395
Mississippi Certification #: TN00003
Missouri Certification #: 340
Montana Certification #: CERT0086
Nebraska Certification #: NE-OS-15-05
Nevada Certification #: TN-03-2002-34
New Hampshire Certification #: 2975
New Jersey Certification #: TN002
New Mexico DW Certification
New York Certification #: 11742
North Carolina Aquatic Toxicity Certification #: 41
North Carolina Drinking Water Certification #: 21704
North Carolina Environmental Certificate #: 375
North Dakota Certification #: R-140
Ohio VAP Certification #: CL0069
Oklahoma Certification #: 9915
Oregon Certification #: TN200002
Pennsylvania Certification #: 68-02979
Rhode Island Certification #: LAO00356
South Carolina Certification #: 84004
South Dakota Certification
Tennessee DW/Chem/Micro Certification #: 2006
Texas Mold Certification #: LAB0152
Texas Certification #: T 104704245-17-14
USDA Soil Permit #: P330-15-00234
Utah Certification #: TN00003
Virginia Certification #: VT2006
Vermont Dept. of Health: ID# VT-2006
Virginia Certification #: 460132
Washington Certification #: C847
West Virginia Certification #: 233
Wisconsin Certification #: 998093910
Wyoming UST Certification #: via A2LA 2926.01
A2LA-ISO 17025 Certification #: 1461.01
A2LA-ISO 17025 Certification #: 1461.02
AIHA-LAP/LLC EMLAP Certification #:100789

Pace Analytical Services Asheville
2225 Riverside Drive, Asheville, NC 28804
Florida/NELAP Certification #: E87648
North Carolina Drinking Water Certification #: 37712
North Carolina Wastewater Certification #: 40
South Carolina Laboratory ID: 99030
South Carolina Certification #: 99030001
Virginia/VELAP Certification #: 460222

Pace Analytical Services West Columbia
106 Vantage Point Drive, West Columbia, SC 29172
Alaska Dept. of Energy Conservation, Cert# 20-002
California ELAP, cert# 3049
DoD, DoD QSM V5.4, cert# I.2224
DOE, DoD/DOE QSM V5.4, cert# I.2224.01
Florida, Dept. of Health, cert# E87653-70
Georgia, Env. Protection Division, cert# E87653
Illinois, EPA NELAP, cert# 2000552024-9
Kansas, Dept. of Health and Environment, cert# E-10417
Kentucky, Dept. for Env. Protection, UST, cert# 103582
Kentucky, Dept. for Env. Protection, cert# 98037
Louisiana, Dept. of Environmental Quality, cert# 5125
North Carolina, DEQ, Water Resources, cert# 329
New Jersey, Dept. of Env. Protection, cert# NLC 240005
Oklahoma, Dept. of Env. Quality, cert# 2023-175
Oregon, ELAP, cert# 4181-006
Pennsylvania, Dept. of Env. Protection, cert# 003
South Carolina, Dept. of Env. Services, cert# 32010001
Texas, Commission on Env. Quality, cert# TX-C24-00083
Virginia, Dept. of General Services, cert# 13080
Wisconsin, Dept. of Natural Resources, cert# 399136100

This report shall not be reproduced, except in full,
without the written consent of Pace Analytical Services, LLC.

Pace Analytical Services, LLC
9800 Kincey Ave. Suite 100
Huntersville, NC 28078
(704)875-9092

SAMPLE SUMMARY

Project: Hammond AP-1-CA-20250203
Pace Project No.: 92778486

Lab ID	Sample ID	Matrix	Date Collected	Date Received
92778486001	**HAM-PT-07**	Water	02/04/25 11:56	02/07/25 14:35
92778486002	**HAM-PT-08**	Water	02/04/25 13:39	02/07/25 14:35
92778486003	**HAM-PT-09**	Water	02/05/25 11:21	02/07/25 14:35
92778486004	**HAM-PT-10**	Water	02/05/25 10:00	02/07/25 14:35
92778486005	**HAM-PT-11**	Water	02/05/25 10:01	02/07/25 14:35
92778486006	**HAM-PT-12**	Water	02/05/25 11:41	02/07/25 14:35
92778486007	**HAM-PT-13**	Water	02/04/25 10:05	02/07/25 14:35
92778486008	**HAM-PT-14**	Water	02/04/25 10:08	02/07/25 14:35
92778486009	**HAM-PT-15**	Water	02/04/25 14:55	02/07/25 14:35
92778486010	**HAM-AP1-EB-01**	Water	02/05/25 12:30	02/07/25 14:35
92778486011	**HAM-AP1-FB-01**	Water	02/05/25 12:20	02/07/25 14:35
92778486012	**HAM-AP1-FD-01**	Water	02/05/25 00:00	02/07/25 14:35

This report shall not be reproduced, except in full,
without the written consent of Pace Analytical Services, LLC.

Pace Analytical Services, LLC
9800 Kincey Ave. Suite 100
Huntersville, NC 28078
(704)875-9092

SAMPLE ANALYTE COUNT

Project: Hammond AP-1-CA-20250203
Pace Project No.: 92778486

Lab ID	Sample ID	Method	Analysts	Analytes Reported	Laboratory
92778486001	**HAM-PT-07**	EPA 6020B	JPD	1	PAN
		EPA 7470A	MAB2	1	PASI-A
		SM 2320B-2011	YEG	3	PASI-A
		SM 2540C-2015	CMW1	1	PASI-A
		SM 4500-S2D-2011	JP1	1	PASI-A
		EPA 300.0 Rev 2.1 1993	JCM	3	PASI-A
		EPA 6020B	BK1	18	PASI-WC
92778486002	**HAM-PT-08**	EPA 6020B	JPD	1	PAN
		EPA 7470A	MAB2	1	PASI-A
		SM 2320B-2011	YEG	3	PASI-A
		SM 2540C-2015	CMW1	1	PASI-A
		SM 4500-S2D-2011	JP1	1	PASI-A
		EPA 300.0 Rev 2.1 1993	JCM	3	PASI-A
		EPA 6020B	BK1	18	PASI-WC
92778486003	**HAM-PT-09**	EPA 6020B	JPD	1	PAN
		EPA 7470A	MAB2	1	PASI-A
		SM 2320B-2011	SMS	3	PASI-A
		SM 2540C-2015	YEG	1	PASI-A
		SM 4500-S2D-2011	JP1	1	PASI-A
		EPA 300.0 Rev 2.1 1993	JCM	3	PASI-A
		EPA 6020B	BK1	18	PASI-WC
92778486004	**HAM-PT-10**	EPA 6020B	JPD	1	PAN
		EPA 7470A	MAB2	1	PASI-A
		SM 2320B-2011	SMS	3	PASI-A
		SM 2540C-2015	YEG	1	PASI-A
		SM 4500-S2D-2011	JP1	1	PASI-A
		EPA 300.0 Rev 2.1 1993	JCM	3	PASI-A
		EPA 6020B	BK1	18	PASI-WC
92778486005	**HAM-PT-11**	EPA 6020B	JPD	1	PAN
		EPA 7470A	MAB2	1	PASI-A
		SM 2320B-2011	SMS	3	PASI-A
		SM 2540C-2015	YEG	1	PASI-A
		SM 4500-S2D-2011	JP1	1	PASI-A
		EPA 300.0 Rev 2.1 1993	JCM	3	PASI-A
		EPA 6020B	BK1	18	PASI-WC
92778486006	**HAM-PT-12**	EPA 6020B	JPD	1	PAN
		EPA 7470A	MAB2	1	PASI-A

This report shall not be reproduced, except in full,
without the written consent of Pace Analytical Services, LLC.

Pace Analytical Services, LLC
9800 Kincey Ave. Suite 100
Huntersville, NC 28078
(704)875-9092

SAMPLE ANALYTE COUNT

Project: Hammond AP-1-CA-20250203
Pace Project No.: 92778486

Lab ID	Sample ID	Method	Analysts	Analytes Reported	Laboratory
		SM 2320B-2011	SMS	3	PASI-A
		SM 2540C-2015	YEG	1	PASI-A
		SM 4500-S2D-2011	JP1	1	PASI-A
		EPA 300.0 Rev 2.1 1993	JCM	3	PASI-A
		EPA 6020B	BK1	18	PASI-WC
92778486007	**HAM-PT-13**	EPA 6020B	JPD	1	PAN
		EPA 7470A	MAB2	1	PASI-A
		SM 2320B-2011	YEG	3	PASI-A
		SM 2540C-2015	CMW1	1	PASI-A
		SM 4500-S2D-2011	JP1	1	PASI-A
		EPA 300.0 Rev 2.1 1993	JCM	3	PASI-A
		EPA 6020B	BK1	18	PASI-WC
92778486008	**HAM-PT-14**	EPA 6020B	JPD	1	PAN
		EPA 7470A	MAB2	1	PASI-A
		SM 2320B-2011	YEG	3	PASI-A
		SM 2540C-2015	CMW1	1	PASI-A
		SM 4500-S2D-2011	JP1	1	PASI-A
		EPA 300.0 Rev 2.1 1993	JCM	3	PASI-A
		EPA 6020B	BK1	18	PASI-WC
92778486009	**HAM-PT-15**	EPA 6020B	JPD	1	PAN
		EPA 7470A	MAB2	1	PASI-A
		SM 2320B-2011	YEG	3	PASI-A
		SM 2540C-2015	CMW1	1	PASI-A
		SM 4500-S2D-2011	JP1	1	PASI-A
		EPA 300.0 Rev 2.1 1993	JCM	3	PASI-A
		EPA 6020B	BK1	18	PASI-WC
92778486010	**HAM-AP1-EB-01**	EPA 6020B	JPD	1	PAN
		EPA 7470A	MAB2	1	PASI-A
		SM 2320B-2011	SMS	3	PASI-A
		SM 2540C-2015	YEG	1	PASI-A
		SM 4500-S2D-2011	JP1	1	PASI-A
		EPA 300.0 Rev 2.1 1993	JCM	3	PASI-A
		EPA 6020B	BK1	18	PASI-WC
92778486011	**HAM-AP1-FB-01**	EPA 6020B	JPD	1	PAN
		EPA 7470A	MAB2	1	PASI-A
		SM 2320B-2011	SMS	3	PASI-A
		SM 2540C-2015	YEG	1	PASI-A

This report shall not be reproduced, except in full,
without the written consent of Pace Analytical Services, LLC.

Pace Analytical Services, LLC
9800 Kincey Ave. Suite 100
Huntersville, NC 28078
(704)875-9092

SAMPLE ANALYTE COUNT

Project: Hammond AP-1-CA-20250203
Pace Project No.: 92778486

Lab ID	Sample ID	Method	Analysts	Analytes Reported	Laboratory
		SM 4500-S2D-2011	JP1	1	PASI-A
		EPA 300.0 Rev 2.1 1993	JCM	3	PASI-A
		EPA 6020B	BK1	18	PASI-WC
92778486012	**HAM-AP1-FD-01**	EPA 6020B	JPD	1	PAN
		EPA 7470A	MAB2	1	PASI-A
		SM 2320B-2011	SMS	3	PASI-A
		SM 2540C-2015	YEG	1	PASI-A
		SM 4500-S2D-2011	JP1	1	PASI-A
		EPA 300.0 Rev 2.1 1993	JCM	3	PASI-A
		EPA 6020B	BK1	18	PASI-WC

PAN = Pace National - Mt. Juliet
PASI-A = Pace Analytical Services - Asheville
PASI-WC = Pace Analytical Services - West Columbia

This report shall not be reproduced, except in full,
without the written consent of Pace Analytical Services, LLC.

Pace Analytical Services, LLC
9800 Kincey Ave. Suite 100
Huntersville, NC 28078
(704)875-9092

SUMMARY OF DETECTION

Project: Hammond AP-1-CA-20250203
Pace Project No.: 92778486

Lab Sample ID Method	Client Sample ID Parameters	Result	Units	Report Limit	Analyzed	Qualifiers
92778486001	**HAM-PT-07**					
EPA 6020B	Lithium	0.0461	mg/L	0.0300	03/07/25 02:49	
SM 2320B-2011	Alkalinity,Bicarbonate (CaCO3)	169	mg/L	5.0	02/10/25 19:38	
SM 2320B-2011	Alkalinity, Total as CaCO3	169	mg/L	5.0	02/10/25 19:38	
SM 2540C-2015	Total Dissolved Solids	520	mg/L	25.0	02/08/25 13:02	
EPA 300.0 Rev 2.1 1993	Chloride	19.3	mg/L	1.0	02/09/25 05:28	
EPA 300.0 Rev 2.1 1993	Fluoride	0.40	mg/L	0.10	02/09/25 05:28	
EPA 300.0 Rev 2.1 1993	Sulfate	157	mg/L	4.0	02/09/25 09:38	
EPA 6020B	Arsenic	0.15	mg/L	0.0050	03/20/25 13:01	
EPA 6020B	Barium	0.047	mg/L	0.0050	03/20/25 13:01	
EPA 6020B	Boron	0.74	mg/L	0.40	03/20/25 22:50	
EPA 6020B	Calcium	121	mg/L	10.0	03/20/25 17:21	
EPA 6020B	Cobalt	0.036	mg/L	0.0050	03/20/25 13:01	
EPA 6020B	Iron	7.5	mg/L	0.040	03/20/25 13:01	
EPA 6020B	Magnesium	16.8	mg/L	0.050	03/20/25 13:01	
EPA 6020B	Manganese	3.4	mg/L	0.40	03/20/25 17:21	
EPA 6020B	Molybdenum	0.013	mg/L	0.010	03/20/25 13:01	
EPA 6020B	Potassium	5.5	mg/L	0.50	03/20/25 13:01	
EPA 6020B	Sodium	8.4	mg/L	1.0	03/20/25 13:01	
EPA 6020B	Thallium	0.00019J	mg/L	0.0010	03/20/25 13:01	
92778486002	**HAM-PT-08**					
EPA 6020B	Lithium	0.0201J	mg/L	0.0300	03/07/25 02:52	J
SM 2320B-2011	Alkalinity,Bicarbonate (CaCO3)	113	mg/L	5.0	02/10/25 19:49	
SM 2320B-2011	Alkalinity, Total as CaCO3	113	mg/L	5.0	02/10/25 19:49	
SM 2540C-2015	Total Dissolved Solids	483	mg/L	25.0	02/08/25 13:02	
EPA 300.0 Rev 2.1 1993	Chloride	19.6	mg/L	1.0	02/08/25 18:29	
EPA 300.0 Rev 2.1 1993	Fluoride	0.18	mg/L	0.10	02/08/25 18:29	
EPA 300.0 Rev 2.1 1993	Sulfate	170	mg/L	4.0	02/09/25 03:04	M1
EPA 6020B	Arsenic	0.033	mg/L	0.0050	03/20/25 13:06	
EPA 6020B	Barium	0.049	mg/L	0.0050	03/20/25 13:06	
EPA 6020B	Boron	0.82	mg/L	0.40	03/20/25 22:59	
EPA 6020B	Calcium	107	mg/L	10.0	03/20/25 17:25	
EPA 6020B	Cobalt	0.040	mg/L	0.0050	03/20/25 13:06	
EPA 6020B	Iron	1.8	mg/L	0.040	03/20/25 13:06	
EPA 6020B	Magnesium	13.4	mg/L	0.050	03/20/25 13:06	
EPA 6020B	Manganese	2.3	mg/L	0.40	03/20/25 17:25	
EPA 6020B	Molybdenum	0.0096J	mg/L	0.010	03/20/25 13:06	
EPA 6020B	Potassium	5.0	mg/L	0.50	03/20/25 13:06	
EPA 6020B	Sodium	6.8	mg/L	1.0	03/20/25 13:06	
EPA 6020B	Thallium	0.00018J	mg/L	0.0010	03/20/25 13:06	
92778486003	**HAM-PT-09**					
EPA 6020B	Lithium	0.00155J	mg/L	0.0300	03/07/25 02:55	J
SM 2320B-2011	Alkalinity,Bicarbonate (CaCO3)	131	mg/L	5.0	02/12/25 19:10	
SM 2320B-2011	Alkalinity, Total as CaCO3	131	mg/L	5.0	02/12/25 19:10	
SM 2540C-2015	Total Dissolved Solids	422	mg/L	25.0	02/11/25 12:06	
EPA 300.0 Rev 2.1 1993	Chloride	50.4	mg/L	1.0	02/08/25 19:10	
EPA 300.0 Rev 2.1 1993	Fluoride	0.37	mg/L	0.10	02/08/25 19:10	

This report shall not be reproduced, except in full,
without the written consent of Pace Analytical Services, LLC.

Pace Analytical Services, LLC
9800 Kincey Ave. Suite 100
Huntersville, NC 28078
(704)875-9092

SUMMARY OF DETECTION

Project: Hammond AP-1-CA-20250203
Pace Project No.: 92778486

Lab Sample ID Method	Client Sample ID Parameters	Result	Units	Report Limit	Analyzed	Qualifiers
92778486003	**HAM-PT-09**					
EPA 300.0 Rev 2.1 1993	Sulfate	111	mg/L	3.0	02/09/25 03:46	
EPA 6020B	Barium	0.060	mg/L	0.0050	03/20/25 13:10	
EPA 6020B	Boron	1.6	mg/L	0.40	03/20/25 23:08	
EPA 6020B	Calcium	89.3	mg/L	10.0	03/20/25 17:39	
EPA 6020B	Cobalt	0.0022J	mg/L	0.0050	03/20/25 13:10	
EPA 6020B	Iron	1.0	mg/L	0.040	03/20/25 13:10	
EPA 6020B	Magnesium	20.6	mg/L	0.050	03/20/25 13:10	
EPA 6020B	Manganese	0.33	mg/L	0.040	03/20/25 13:10	
EPA 6020B	Molybdenum	0.23	mg/L	0.010	03/20/25 13:10	
EPA 6020B	Potassium	6.2	mg/L	0.50	03/20/25 13:10	
EPA 6020B	Sodium	12.3	mg/L	1.0	03/20/25 13:10	
92778486004	**HAM-PT-10**					
EPA 6020B	Lithium	0.000905J	mg/L	0.0300	03/07/25 02:58	J
SM 2320B-2011	Alkalinity,Bicarbonate (CaCO3)	114	mg/L	5.0	02/12/25 19:25	
SM 2320B-2011	Alkalinity, Total as CaCO3	114	mg/L	5.0	02/12/25 19:25	
SM 2540C-2015	Total Dissolved Solids	401	mg/L	25.0	02/11/25 12:07	
EPA 300.0 Rev 2.1 1993	Chloride	46.3	mg/L	1.0	02/08/25 19:24	
EPA 300.0 Rev 2.1 1993	Fluoride	0.19	mg/L	0.10	02/08/25 19:24	
EPA 300.0 Rev 2.1 1993	Sulfate	110	mg/L	3.0	02/09/25 04:00	
EPA 6020B	Barium	0.046	mg/L	0.0050	03/20/25 13:15	
EPA 6020B	Boron	1.5	mg/L	0.40	03/20/25 23:17	
EPA 6020B	Calcium	98.1	mg/L	10.0	03/20/25 17:44	
EPA 6020B	Cobalt	0.0014J	mg/L	0.0050	03/20/25 13:15	
EPA 6020B	Iron	1.0	mg/L	0.040	03/20/25 13:15	
EPA 6020B	Magnesium	12.9	mg/L	0.050	03/20/25 13:15	
EPA 6020B	Manganese	0.43	mg/L	0.040	03/20/25 13:15	
EPA 6020B	Molybdenum	0.079	mg/L	0.010	03/20/25 13:15	
EPA 6020B	Potassium	6.6	mg/L	0.50	03/20/25 13:15	
EPA 6020B	Sodium	9.1	mg/L	1.0	03/20/25 13:15	
92778486005	**HAM-PT-11**					
EPA 6020B	Lithium	0.00159J	mg/L	0.0300	03/07/25 03:08	J
SM 2320B-2011	Alkalinity,Bicarbonate (CaCO3)	121	mg/L	5.0	02/12/25 19:32	
SM 2320B-2011	Alkalinity, Total as CaCO3	121	mg/L	5.0	02/12/25 19:32	
SM 2540C-2015	Total Dissolved Solids	400	mg/L	25.0	02/11/25 12:07	
EPA 300.0 Rev 2.1 1993	Chloride	37.7	mg/L	1.0	02/08/25 19:38	
EPA 300.0 Rev 2.1 1993	Fluoride	0.27	mg/L	0.10	02/08/25 19:38	
EPA 300.0 Rev 2.1 1993	Sulfate	96.4	mg/L	3.0	02/09/25 04:14	
EPA 6020B	Barium	0.062	mg/L	0.0050	03/20/25 13:20	
EPA 6020B	Boron	1.5	mg/L	0.40	03/20/25 23:26	
EPA 6020B	Calcium	95.8	mg/L	10.0	03/20/25 17:48	
EPA 6020B	Cobalt	0.0024J	mg/L	0.0050	03/20/25 13:20	
EPA 6020B	Iron	0.89	mg/L	0.040	03/20/25 13:20	
EPA 6020B	Magnesium	13.8	mg/L	0.050	03/20/25 13:20	
EPA 6020B	Manganese	0.35	mg/L	0.040	03/20/25 13:20	
EPA 6020B	Molybdenum	0.11	mg/L	0.010	03/20/25 13:20	
EPA 6020B	Potassium	6.3	mg/L	0.50	03/20/25 13:20	

This report shall not be reproduced, except in full,
without the written consent of Pace Analytical Services, LLC.

Pace Analytical Services, LLC
9800 Kincey Ave. Suite 100
Huntersville, NC 28078
(704)875-9092

SUMMARY OF DETECTION

Project: Hammond AP-1-CA-20250203
Pace Project No.: 92778486

Lab Sample ID Method	Client Sample ID Parameters	Result	Units	Report Limit	Analyzed	Qualifiers
92778486005	**HAM-PT-11**					
EPA 6020B	Sodium	8.5	mg/L	1.0	03/20/25 13:20	
92778486006	**HAM-PT-12**					
EPA 6020B	Lithium	0.00122J	mg/L	0.0300	03/07/25 03:11	J
SM 2320B-2011	Alkalinity,Bicarbonate (CaCO3)	120	mg/L	5.0	02/12/25 19:40	
SM 2320B-2011	Alkalinity, Total as CaCO3	120	mg/L	5.0	02/12/25 19:40	
SM 2540C-2015	Total Dissolved Solids	416	mg/L	25.0	02/11/25 12:07	
EPA 300.0 Rev 2.1 1993	Chloride	44.0	mg/L	1.0	02/08/25 19:52	
EPA 300.0 Rev 2.1 1993	Fluoride	0.25	mg/L	0.10	02/08/25 19:52	
EPA 300.0 Rev 2.1 1993	Sulfate	114	mg/L	3.0	02/09/25 04:29	
EPA 6020B	Barium	0.055	mg/L	0.0050	03/20/25 13:24	
EPA 6020B	Boron	1.6	mg/L	0.40	03/20/25 23:35	
EPA 6020B	Cadmium	0.00015J	mg/L	0.00050	03/20/25 13:24	
EPA 6020B	Calcium	91.4	mg/L	10.0	03/20/25 17:53	
EPA 6020B	Cobalt	0.0023J	mg/L	0.0050	03/20/25 13:24	
EPA 6020B	Iron	1.4	mg/L	0.040	03/20/25 13:24	
EPA 6020B	Magnesium	19.1	mg/L	0.050	03/20/25 13:24	
EPA 6020B	Manganese	0.44	mg/L	0.040	03/20/25 13:24	
EPA 6020B	Molybdenum	0.16	mg/L	0.010	03/20/25 13:24	
EPA 6020B	Potassium	6.0	mg/L	0.50	03/20/25 13:24	
EPA 6020B	Sodium	11.0	mg/L	1.0	03/20/25 13:24	
92778486007	**HAM-PT-13**					
EPA 6020B	Lithium	0.0520	mg/L	0.0300	03/07/25 03:14	
SM 2320B-2011	Alkalinity,Bicarbonate (CaCO3)	163	mg/L	5.0	02/10/25 19:58	
SM 2320B-2011	Alkalinity, Total as CaCO3	163	mg/L	5.0	02/10/25 19:58	
SM 2540C-2015	Total Dissolved Solids	527	mg/L	25.0	02/08/25 13:03	
EPA 300.0 Rev 2.1 1993	Chloride	20.2	mg/L	1.0	02/08/25 20:06	
EPA 300.0 Rev 2.1 1993	Fluoride	0.35	mg/L	0.10	02/08/25 20:06	
EPA 300.0 Rev 2.1 1993	Sulfate	161	mg/L	4.0	02/09/25 04:43	
EPA 6020B	Arsenic	0.19	mg/L	0.0050	03/20/25 13:29	
EPA 6020B	Barium	0.046	mg/L	0.0050	03/20/25 13:29	
EPA 6020B	Boron	0.73	mg/L	0.40	03/20/25 23:44	
EPA 6020B	Calcium	114	mg/L	10.0	03/20/25 17:58	
EPA 6020B	Cobalt	0.018	mg/L	0.0050	03/20/25 13:29	
EPA 6020B	Iron	7.6	mg/L	0.040	03/20/25 13:29	
EPA 6020B	Magnesium	16.4	mg/L	0.050	03/20/25 13:29	
EPA 6020B	Manganese	2.9	mg/L	0.40	03/20/25 17:58	
EPA 6020B	Molybdenum	0.0099J	mg/L	0.010	03/20/25 13:29	
EPA 6020B	Potassium	5.4	mg/L	0.50	03/20/25 13:29	
EPA 6020B	Sodium	8.4	mg/L	1.0	03/20/25 13:29	
EPA 6020B	Thallium	0.00021J	mg/L	0.0010	03/20/25 13:29	
92778486008	**HAM-PT-14**					
EPA 6020B	Lithium	0.0528	mg/L	0.0300	03/07/25 03:17	
SM 2320B-2011	Alkalinity,Bicarbonate (CaCO3)	170	mg/L	5.0	02/10/25 20:09	
SM 2320B-2011	Alkalinity, Total as CaCO3	170	mg/L	5.0	02/10/25 20:09	
SM 2540C-2015	Total Dissolved Solids	546	mg/L	25.0	02/08/25 13:03	
EPA 300.0 Rev 2.1 1993	Chloride	20.5	mg/L	1.0	02/08/25 20:20	

This report shall not be reproduced, except in full,
without the written consent of Pace Analytical Services, LLC.

Pace Analytical Services, LLC
9800 Kincey Ave. Suite 100
Huntersville, NC 28078
(704)875-9092

SUMMARY OF DETECTION

Project: Hammond AP-1-CA-20250203
Pace Project No.: 92778486

Lab Sample ID Method	Client Sample ID Parameters	Result	Units	Report Limit	Analyzed	Qualifiers
92778486008	**HAM-PT-14**					
EPA 300.0 Rev 2.1 1993	Fluoride	0.30	mg/L	0.10	02/08/25 20:20	
EPA 300.0 Rev 2.1 1993	Sulfate	170	mg/L	4.0	02/09/25 05:25	
EPA 6020B	Arsenic	0.26	mg/L	0.0050	03/20/25 13:34	
EPA 6020B	Barium	0.043	mg/L	0.0050	03/20/25 13:34	
EPA 6020B	Boron	0.75	mg/L	0.40	03/20/25 23:53	
EPA 6020B	Calcium	123	mg/L	10.0	03/20/25 18:02	
EPA 6020B	Cobalt	0.019	mg/L	0.0050	03/20/25 13:34	
EPA 6020B	Iron	11.7	mg/L	0.040	03/20/25 13:34	
EPA 6020B	Magnesium	16.8	mg/L	0.050	03/20/25 13:34	
EPA 6020B	Manganese	3.1	mg/L	0.40	03/20/25 18:02	
EPA 6020B	Molybdenum	0.015	mg/L	0.010	03/20/25 13:34	
EPA 6020B	Potassium	5.6	mg/L	0.50	03/20/25 13:34	
EPA 6020B	Sodium	8.8	mg/L	1.0	03/20/25 13:34	
92778486009	**HAM-PT-15**					
EPA 6020B	Lithium	0.0421	mg/L	0.0300	03/07/25 03:21	
SM 2320B-2011	Alkalinity,Bicarbonate (CaCO3)	146	mg/L	5.0	02/10/25 20:20	
SM 2320B-2011	Alkalinity, Total as CaCO3	146	mg/L	5.0	02/10/25 20:20	
SM 2540C-2015	Total Dissolved Solids	515	mg/L	25.0	02/08/25 13:03	
EPA 300.0 Rev 2.1 1993	Chloride	17.4	mg/L	1.0	02/08/25 21:02	
EPA 300.0 Rev 2.1 1993	Fluoride	0.32	mg/L	0.10	02/08/25 21:02	
EPA 300.0 Rev 2.1 1993	Sulfate	173	mg/L	4.0	02/09/25 05:39	M1
EPA 6020B	Arsenic	0.078	mg/L	0.0050	03/20/25 13:38	
EPA 6020B	Barium	0.052	mg/L	0.0050	03/20/25 13:38	
EPA 6020B	Boron	0.80	mg/L	0.40	03/21/25 00:02	
EPA 6020B	Cadmium	0.00031J	mg/L	0.00050	03/20/25 13:38	
EPA 6020B	Calcium	117	mg/L	10.0	03/20/25 18:07	
EPA 6020B	Cobalt	0.026	mg/L	0.0050	03/20/25 13:38	
EPA 6020B	Iron	2.3	mg/L	0.040	03/20/25 13:38	
EPA 6020B	Magnesium	14.6	mg/L	0.050	03/20/25 13:38	
EPA 6020B	Manganese	4.1	mg/L	0.40	03/20/25 18:07	
EPA 6020B	Molybdenum	0.014	mg/L	0.010	03/20/25 13:38	
EPA 6020B	Potassium	5.4	mg/L	0.50	03/20/25 13:38	
EPA 6020B	Sodium	7.4	mg/L	1.0	03/20/25 13:38	
EPA 6020B	Thallium	0.00050J	mg/L	0.0010	03/20/25 13:38	
92778486010	**HAM-AP1-EB-01**					
EPA 6020B	Iron	0.050	mg/L	0.040	03/20/25 13:43	
EPA 6020B	Manganese	0.0015J	mg/L	0.040	03/20/25 13:43	
92778486011	**HAM-AP1-FB-01**					
EPA 6020B	Lithium	0.00809J	mg/L	0.0300	03/07/25 03:27	J
92778486012	**HAM-AP1-FD-01**					
EPA 6020B	Lithium	0.0538	mg/L	0.0300	03/07/25 03:30	
SM 2320B-2011	Alkalinity,Bicarbonate (CaCO3)	172	mg/L	5.0	02/12/25 19:54	
SM 2320B-2011	Alkalinity, Total as CaCO3	172	mg/L	5.0	02/12/25 19:54	
SM 2540C-2015	Total Dissolved Solids	516	mg/L	25.0	02/11/25 12:08	
EPA 300.0 Rev 2.1 1993	Chloride	20.6	mg/L	1.0	02/08/25 21:43	

This report shall not be reproduced, except in full,
without the written consent of Pace Analytical Services, LLC.

Pace Analytical Services, LLC
9800 Kincey Ave. Suite 100
Huntersville, NC 28078
(704)875-9092

SUMMARY OF DETECTION

Project: Hammond AP-1-CA-20250203
Pace Project No.: 92778486

Lab Sample ID Method	Client Sample ID Parameters	Result	Units	Report Limit	Analyzed	Qualifiers
92778486012	**HAM-AP1-FD-01**					
EPA 300.0 Rev 2.1 1993	Fluoride	0.30	mg/L	0.10	02/08/25 21:43	
EPA 300.0 Rev 2.1 1993	Sulfate	165	mg/L	4.0	02/09/25 06:20	
EPA 6020B	Arsenic	0.26	mg/L	0.0050	03/20/25 14:01	
EPA 6020B	Barium	0.043	mg/L	0.0050	03/20/25 14:01	
EPA 6020B	Boron	0.77	mg/L	0.40	03/20/25 17:14	
EPA 6020B	Calcium	115	mg/L	10.0	03/20/25 18:21	M1
EPA 6020B	Cobalt	0.019	mg/L	0.0050	03/20/25 14:01	
EPA 6020B	Iron	11.3	mg/L	0.040	03/20/25 14:01	M1
EPA 6020B	Magnesium	16.7	mg/L	0.050	03/20/25 14:01	M1
EPA 6020B	Manganese	2.8	mg/L	0.40	03/20/25 17:14	
EPA 6020B	Molybdenum	0.015	mg/L	0.010	03/20/25 14:01	
EPA 6020B	Potassium	5.5	mg/L	0.50	03/20/25 14:01	
EPA 6020B	Sodium	8.8	mg/L	1.0	03/20/25 14:01	

This report shall not be reproduced, except in full,
without the written consent of Pace Analytical Services, LLC.

Pace Analytical Services, LLC
9800 Kincey Ave. Suite 100
Huntersville, NC 28078
(704)875-9092

ANALYTICAL RESULTS

Project: Hammond AP-1-CA-20250203
Pace Project No.: 92778486

Sample: HAM-PT-07 **Lab ID: 92778486001** Collected: 02/04/25 11:56 Received: 02/07/25 14:35 Matrix: Water

Parameters	Results	Units	Report Limit	MDL	DF	Prepared	Analyzed	CAS No.	Qual
Metals (ICPMS) 6020B	Analytical Method: EPA 6020B Preparation Method: 3015 Pace National - Mt. Juliet								
Lithium	**0.0461**	mg/L	0.0300	0.000600	1	03/06/25 22:51	03/07/25 02:49	7439-93-2	
7470 Mercury	Analytical Method: EPA 7470A Preparation Method: EPA 7470A Pace Analytical Services - Asheville								
Mercury	ND	mg/L	0.00020	0.00012	1	02/09/25 17:53	02/11/25 14:43	7439-97-6	
2320B Alkalinity	Analytical Method: SM 2320B-2011 Pace Analytical Services - Asheville								
Alkalinity,Bicarbonate (CaCO3)	**169**	mg/L	5.0	5.0	1		02/10/25 19:38		
Alkalinity,Carbonate (CaCO3)	ND	mg/L	5.0	5.0	1		02/10/25 19:38		
Alkalinity, Total as CaCO3	**169**	mg/L	5.0	5.0	1		02/10/25 19:38		
2540C Total Dissolved Solids	Analytical Method: SM 2540C-2015 Pace Analytical Services - Asheville								
Total Dissolved Solids	**520**	mg/L	25.0	25.0	1		02/08/25 13:02		
4500S2D Sulfide Water	Analytical Method: SM 4500-S2D-2011 Pace Analytical Services - Asheville								
Sulfide	ND	mg/L	0.10	0.022	1		02/08/25 03:47	18496-25-8	
300.0 IC Anions 28 Days	Analytical Method: EPA 300.0 Rev 2.1 1993 Pace Analytical Services - Asheville								
Chloride	**19.3**	mg/L	1.0	0.60	1		02/09/25 05:28	16887-00-6	
Fluoride	**0.40**	mg/L	0.10	0.050	1		02/09/25 05:28	16984-48-8	
Sulfate	**157**	mg/L	4.0	2.0	4		02/09/25 09:38	14808-79-8	
WC 6020B MET ICPMS	Analytical Method: EPA 6020B Preparation Method: EPA 3005A Pace Analytical Services - West Columbia								
Antimony	ND	mg/L	0.0030	0.00050	1	03/19/25 06:10	03/20/25 13:01	7440-36-0	
Arsenic	**0.15**	mg/L	0.0050	0.0012	1	03/19/25 06:10	03/20/25 13:01	7440-38-2	
Barium	**0.047**	mg/L	0.0050	0.0012	1	03/19/25 06:10	03/20/25 13:01	7440-39-3	
Beryllium	ND	mg/L	0.00050	0.00015	1	03/19/25 06:10	03/20/25 13:01	7440-41-7	
Boron	**0.74**	mg/L	0.40	0.062	10	03/19/25 06:10	03/20/25 22:50	7440-42-8	
Cadmium	ND	mg/L	0.00050	0.00012	1	03/19/25 06:10	03/20/25 13:01	7440-43-9	
Calcium	**121**	mg/L	10.0	1.0	10	03/19/25 06:10	03/20/25 17:21	7440-70-2	
Chromium	ND	mg/L	0.0050	0.0012	1	03/19/25 06:10	03/20/25 13:01	7440-47-3	
Cobalt	**0.036**	mg/L	0.0050	0.0012	1	03/19/25 06:10	03/20/25 13:01	7440-48-4	
Iron	**7.5**	mg/L	0.040	0.012	1	03/19/25 06:10	03/20/25 13:01	7439-89-6	
Lead	ND	mg/L	0.0010	0.00025	1	03/19/25 06:10	03/20/25 13:01	7439-92-1	
Magnesium	**16.8**	mg/L	0.050	0.010	1	03/19/25 06:10	03/20/25 13:01	7439-95-4	
Manganese	**3.4**	mg/L	0.40	0.012	10	03/19/25 06:10	03/20/25 17:21	7439-96-5	
Molybdenum	**0.013**	mg/L	0.010	0.0025	1	03/19/25 06:10	03/20/25 13:01	7439-98-7	
Potassium	**5.5**	mg/L	0.50	0.10	1	03/19/25 06:10	03/20/25 13:01	7440-09-7	
Selenium	ND	mg/L	0.0050	0.0012	1	03/19/25 06:10	03/20/25 13:01	7782-49-2	

This report shall not be reproduced, except in full,
without the written consent of Pace Analytical Services, LLC.

Pace Analytical Services, LLC
9800 Kincey Ave. Suite 100
Huntersville, NC 28078
(704)875-9092

ANALYTICAL RESULTS

Project: Hammond AP-1-CA-20250203
Pace Project No.: 92778486

Sample: HAM-PT-07 **Lab ID: 92778486001** Collected: 02/04/25 11:56 Received: 02/07/25 14:35 Matrix: Water

Parameters	Results	Units	Report Limit	MDL	DF	Prepared	Analyzed	CAS No.	Qual
WC 6020B MET ICPMS	Analytical Method: EPA 6020B Preparation Method: EPA 3005A Pace Analytical Services - West Columbia								
Sodium	**8.4**	mg/L	1.0	0.15	1	03/19/25 06:10	03/20/25 13:01	7440-23-5	
Thallium	**0.00019J**	mg/L	0.0010	0.00015	1	03/19/25 06:10	03/20/25 13:01	7440-28-0	

This report shall not be reproduced, except in full,
without the written consent of Pace Analytical Services, LLC.

Pace Analytical Services, LLC
9800 Kincey Ave. Suite 100
Huntersville, NC 28078
(704)875-9092

ANALYTICAL RESULTS

Project: Hammond AP-1-CA-20250203
Pace Project No.: 92778486

Sample: HAM-PT-08 **Lab ID: 92778486002** Collected: 02/04/25 13:39 Received: 02/07/25 14:35 Matrix: Water

Parameters	Results	Units	Report Limit	MDL	DF	Prepared	Analyzed	CAS No.	Qual
Metals (ICPMS) 6020B	Analytical Method: EPA 6020B Preparation Method: 3015 Pace National - Mt. Juliet								
Lithium	**0.0201J**	mg/L	0.0300	0.000600	1	03/06/25 22:51	03/07/25 02:52	7439-93-2	J
7470 Mercury	Analytical Method: EPA 7470A Preparation Method: EPA 7470A Pace Analytical Services - Asheville								
Mercury	ND	mg/L	0.00020	0.00012	1	02/09/25 17:53	02/11/25 14:45	7439-97-6	
2320B Alkalinity	Analytical Method: SM 2320B-2011 Pace Analytical Services - Asheville								
Alkalinity,Bicarbonate (CaCO3)	**113**	mg/L	5.0	5.0	1		02/10/25 19:49		
Alkalinity,Carbonate (CaCO3)	ND	mg/L	5.0	5.0	1		02/10/25 19:49		
Alkalinity, Total as CaCO3	**113**	mg/L	5.0	5.0	1		02/10/25 19:49		
2540C Total Dissolved Solids	Analytical Method: SM 2540C-2015 Pace Analytical Services - Asheville								
Total Dissolved Solids	**483**	mg/L	25.0	25.0	1		02/08/25 13:02		
4500S2D Sulfide Water	Analytical Method: SM 4500-S2D-2011 Pace Analytical Services - Asheville								
Sulfide	ND	mg/L	0.10	0.022	1		02/08/25 03:47	18496-25-8	
300.0 IC Anions 28 Days	Analytical Method: EPA 300.0 Rev 2.1 1993 Pace Analytical Services - Asheville								
Chloride	**19.6**	mg/L	1.0	0.60	1		02/08/25 18:29	16887-00-6	
Fluoride	**0.18**	mg/L	0.10	0.050	1		02/08/25 18:29	16984-48-8	
Sulfate	**170**	mg/L	4.0	2.0	4		02/09/25 03:04	14808-79-8	M1
WC 6020B MET ICPMS	Analytical Method: EPA 6020B Preparation Method: EPA 3005A Pace Analytical Services - West Columbia								
Antimony	ND	mg/L	0.0030	0.00050	1	03/19/25 06:10	03/20/25 13:06	7440-36-0	
Arsenic	**0.033**	mg/L	0.0050	0.0012	1	03/19/25 06:10	03/20/25 13:06	7440-38-2	
Barium	**0.049**	mg/L	0.0050	0.0012	1	03/19/25 06:10	03/20/25 13:06	7440-39-3	
Beryllium	ND	mg/L	0.00050	0.00015	1	03/19/25 06:10	03/20/25 13:06	7440-41-7	
Boron	**0.82**	mg/L	0.40	0.062	10	03/19/25 06:10	03/20/25 22:59	7440-42-8	
Cadmium	ND	mg/L	0.00050	0.00012	1	03/19/25 06:10	03/20/25 13:06	7440-43-9	
Calcium	**107**	mg/L	10.0	1.0	10	03/19/25 06:10	03/20/25 17:25	7440-70-2	
Chromium	ND	mg/L	0.0050	0.0012	1	03/19/25 06:10	03/20/25 13:06	7440-47-3	
Cobalt	**0.040**	mg/L	0.0050	0.0012	1	03/19/25 06:10	03/20/25 13:06	7440-48-4	
Iron	**1.8**	mg/L	0.040	0.012	1	03/19/25 06:10	03/20/25 13:06	7439-89-6	
Lead	ND	mg/L	0.0010	0.00025	1	03/19/25 06:10	03/20/25 13:06	7439-92-1	
Magnesium	**13.4**	mg/L	0.050	0.010	1	03/19/25 06:10	03/20/25 13:06	7439-95-4	
Manganese	**2.3**	mg/L	0.40	0.012	10	03/19/25 06:10	03/20/25 17:25	7439-96-5	
Molybdenum	**0.0096J**	mg/L	0.010	0.0025	1	03/19/25 06:10	03/20/25 13:06	7439-98-7	
Potassium	**5.0**	mg/L	0.50	0.10	1	03/19/25 06:10	03/20/25 13:06	7440-09-7	
Selenium	ND	mg/L	0.0050	0.0012	1	03/19/25 06:10	03/20/25 13:06	7782-49-2	

This report shall not be reproduced, except in full,
without the written consent of Pace Analytical Services, LLC.

Pace Analytical Services, LLC
9800 Kincey Ave. Suite 100
Huntersville, NC 28078
(704)875-9092

ANALYTICAL RESULTS

Project: Hammond AP-1-CA-20250203
Pace Project No.: 92778486

Sample: HAM-PT-08 **Lab ID: 92778486002** Collected: 02/04/25 13:39 Received: 02/07/25 14:35 Matrix: Water

Parameters	Results	Units	Report Limit	MDL	DF	Prepared	Analyzed	CAS No.	Qual
WC 6020B MET ICPMS	Analytical Method: EPA 6020B Preparation Method: EPA 3005A Pace Analytical Services - West Columbia								
Sodium	**6.8**	mg/L	1.0	0.15	1	03/19/25 06:10	03/20/25 13:06	7440-23-5	
Thallium	**0.00018J**	mg/L	0.0010	0.00015	1	03/19/25 06:10	03/20/25 13:06	7440-28-0	

This report shall not be reproduced, except in full,
without the written consent of Pace Analytical Services, LLC.

Pace Analytical Services, LLC
9800 Kincey Ave. Suite 100
Huntersville, NC 28078
(704)875-9092

ANALYTICAL RESULTS

Project: Hammond AP-1-CA-20250203
Pace Project No.: 92778486

Sample: HAM-PT-09 **Lab ID: 92778486003** Collected: 02/05/25 11:21 Received: 02/07/25 14:35 Matrix: Water

Parameters	Results	Units	Report Limit	MDL	DF	Prepared	Analyzed	CAS No.	Qual
Metals (ICPMS) 6020B	Analytical Method: EPA 6020B Preparation Method: 3015 Pace National - Mt. Juliet								
Lithium	**0.00155J**	mg/L	0.0300	0.000600	1	03/06/25 22:51	03/07/25 02:55	7439-93-2	J
7470 Mercury	Analytical Method: EPA 7470A Preparation Method: EPA 7470A Pace Analytical Services - Asheville								
Mercury	ND	mg/L	0.00020	0.00012	1	02/09/25 17:53	02/11/25 14:47	7439-97-6	
2320B Alkalinity	Analytical Method: SM 2320B-2011 Pace Analytical Services - Asheville								
Alkalinity,Bicarbonate (CaCO3)	**131**	mg/L	5.0	5.0	1		02/12/25 19:10		
Alkalinity,Carbonate (CaCO3)	ND	mg/L	5.0	5.0	1		02/12/25 19:10		
Alkalinity, Total as CaCO3	**131**	mg/L	5.0	5.0	1		02/12/25 19:10		
2540C Total Dissolved Solids	Analytical Method: SM 2540C-2015 Pace Analytical Services - Asheville								
Total Dissolved Solids	**422**	mg/L	25.0	25.0	1		02/11/25 12:06		
4500S2D Sulfide Water	Analytical Method: SM 4500-S2D-2011 Pace Analytical Services - Asheville								
Sulfide	ND	mg/L	0.10	0.022	1		02/08/25 03:56	18496-25-8	
300.0 IC Anions 28 Days	Analytical Method: EPA 300.0 Rev 2.1 1993 Pace Analytical Services - Asheville								
Chloride	**50.4**	mg/L	1.0	0.60	1		02/08/25 19:10	16887-00-6	
Fluoride	**0.37**	mg/L	0.10	0.050	1		02/08/25 19:10	16984-48-8	
Sulfate	**111**	mg/L	3.0	1.5	3		02/09/25 03:46	14808-79-8	
WC 6020B MET ICPMS	Analytical Method: EPA 6020B Preparation Method: EPA 3005A Pace Analytical Services - West Columbia								
Antimony	ND	mg/L	0.0030	0.00050	1	03/19/25 06:10	03/20/25 13:10	7440-36-0	
Arsenic	ND	mg/L	0.0050	0.0012	1	03/19/25 06:10	03/20/25 13:10	7440-38-2	
Barium	**0.060**	mg/L	0.0050	0.0012	1	03/19/25 06:10	03/20/25 13:10	7440-39-3	
Beryllium	ND	mg/L	0.00050	0.00015	1	03/19/25 06:10	03/20/25 13:10	7440-41-7	
Boron	**1.6**	mg/L	0.40	0.062	10	03/19/25 06:10	03/20/25 23:08	7440-42-8	
Cadmium	ND	mg/L	0.00050	0.00012	1	03/19/25 06:10	03/20/25 13:10	7440-43-9	
Calcium	**89.3**	mg/L	10.0	1.0	10	03/19/25 06:10	03/20/25 17:39	7440-70-2	
Chromium	ND	mg/L	0.0050	0.0012	1	03/19/25 06:10	03/20/25 13:10	7440-47-3	
Cobalt	**0.0022J**	mg/L	0.0050	0.0012	1	03/19/25 06:10	03/20/25 13:10	7440-48-4	
Iron	**1.0**	mg/L	0.040	0.012	1	03/19/25 06:10	03/20/25 13:10	7439-89-6	
Lead	ND	mg/L	0.0010	0.00025	1	03/19/25 06:10	03/20/25 13:10	7439-92-1	
Magnesium	**20.6**	mg/L	0.050	0.010	1	03/19/25 06:10	03/20/25 13:10	7439-95-4	
Manganese	**0.33**	mg/L	0.040	0.0012	1	03/19/25 06:10	03/20/25 13:10	7439-96-5	
Molybdenum	**0.23**	mg/L	0.010	0.0025	1	03/19/25 06:10	03/20/25 13:10	7439-98-7	
Potassium	**6.2**	mg/L	0.50	0.10	1	03/19/25 06:10	03/20/25 13:10	7440-09-7	
Selenium	ND	mg/L	0.0050	0.0012	1	03/19/25 06:10	03/20/25 13:10	7782-49-2	

This report shall not be reproduced, except in full,
without the written consent of Pace Analytical Services, LLC.

Pace Analytical Services, LLC
9800 Kincey Ave. Suite 100
Huntersville, NC 28078
(704)875-9092

ANALYTICAL RESULTS

Project: Hammond AP-1-CA-20250203
Pace Project No.: 92778486

Sample: HAM-PT-09 **Lab ID: 92778486003** Collected: 02/05/25 11:21 Received: 02/07/25 14:35 Matrix: Water

Parameters	Results	Units	Report Limit	MDL	DF	Prepared	Analyzed	CAS No.	Qual
WC 6020B MET ICPMS	Analytical Method: EPA 6020B Preparation Method: EPA 3005A Pace Analytical Services - West Columbia								
Sodium	**12.3**	mg/L	1.0	0.15	1	03/19/25 06:10	03/20/25 13:10	7440-23-5	
Thallium	ND	mg/L	0.0010	0.00015	1	03/19/25 06:10	03/20/25 13:10	7440-28-0	

This report shall not be reproduced, except in full,
without the written consent of Pace Analytical Services, LLC.

Pace Analytical Services, LLC
9800 Kincey Ave. Suite 100
Huntersville, NC 28078
(704)875-9092

ANALYTICAL RESULTS

Project: Hammond AP-1-CA-20250203
Pace Project No.: 92778486

Sample: HAM-PT-10 **Lab ID: 92778486004** Collected: 02/05/25 10:00 Received: 02/07/25 14:35 Matrix: Water

Parameters	Results	Units	Report Limit	MDL	DF	Prepared	Analyzed	CAS No.	Qual
Metals (ICPMS) 6020B	Analytical Method: EPA 6020B Preparation Method: 3015 Pace National - Mt. Juliet								
Lithium	**0.000905J**	mg/L	0.0300	0.000600	1	03/06/25 22:51	03/07/25 02:58	7439-93-2	J
7470 Mercury	Analytical Method: EPA 7470A Preparation Method: EPA 7470A Pace Analytical Services - Asheville								
Mercury	ND	mg/L	0.00020	0.00012	1	02/09/25 17:53	02/11/25 14:49	7439-97-6	
2320B Alkalinity	Analytical Method: SM 2320B-2011 Pace Analytical Services - Asheville								
Alkalinity,Bicarbonate (CaCO3)	**114**	mg/L	5.0	5.0	1		02/12/25 19:25		
Alkalinity,Carbonate (CaCO3)	ND	mg/L	5.0	5.0	1		02/12/25 19:25		
Alkalinity, Total as CaCO3	**114**	mg/L	5.0	5.0	1		02/12/25 19:25		
2540C Total Dissolved Solids	Analytical Method: SM 2540C-2015 Pace Analytical Services - Asheville								
Total Dissolved Solids	**401**	mg/L	25.0	25.0	1		02/11/25 12:07		
4500S2D Sulfide Water	Analytical Method: SM 4500-S2D-2011 Pace Analytical Services - Asheville								
Sulfide	ND	mg/L	0.10	0.022	1		02/08/25 03:56	18496-25-8	
300.0 IC Anions 28 Days	Analytical Method: EPA 300.0 Rev 2.1 1993 Pace Analytical Services - Asheville								
Chloride	**46.3**	mg/L	1.0	0.60	1		02/08/25 19:24	16887-00-6	
Fluoride	**0.19**	mg/L	0.10	0.050	1		02/08/25 19:24	16984-48-8	
Sulfate	**110**	mg/L	3.0	1.5	3		02/09/25 04:00	14808-79-8	
WC 6020B MET ICPMS	Analytical Method: EPA 6020B Preparation Method: EPA 3005A Pace Analytical Services - West Columbia								
Antimony	ND	mg/L	0.0030	0.00050	1	03/19/25 06:10	03/20/25 13:15	7440-36-0	
Arsenic	ND	mg/L	0.0050	0.0012	1	03/19/25 06:10	03/20/25 13:15	7440-38-2	
Barium	**0.046**	mg/L	0.0050	0.0012	1	03/19/25 06:10	03/20/25 13:15	7440-39-3	
Beryllium	ND	mg/L	0.00050	0.00015	1	03/19/25 06:10	03/20/25 13:15	7440-41-7	
Boron	**1.5**	mg/L	0.40	0.062	10	03/19/25 06:10	03/20/25 23:17	7440-42-8	
Cadmium	ND	mg/L	0.00050	0.00012	1	03/19/25 06:10	03/20/25 13:15	7440-43-9	
Calcium	**98.1**	mg/L	10.0	1.0	10	03/19/25 06:10	03/20/25 17:44	7440-70-2	
Chromium	ND	mg/L	0.0050	0.0012	1	03/19/25 06:10	03/20/25 13:15	7440-47-3	
Cobalt	**0.0014J**	mg/L	0.0050	0.0012	1	03/19/25 06:10	03/20/25 13:15	7440-48-4	
Iron	**1.0**	mg/L	0.040	0.012	1	03/19/25 06:10	03/20/25 13:15	7439-89-6	
Lead	ND	mg/L	0.0010	0.00025	1	03/19/25 06:10	03/20/25 13:15	7439-92-1	
Magnesium	**12.9**	mg/L	0.050	0.010	1	03/19/25 06:10	03/20/25 13:15	7439-95-4	
Manganese	**0.43**	mg/L	0.040	0.0012	1	03/19/25 06:10	03/20/25 13:15	7439-96-5	
Molybdenum	**0.079**	mg/L	0.010	0.0025	1	03/19/25 06:10	03/20/25 13:15	7439-98-7	
Potassium	**6.6**	mg/L	0.50	0.10	1	03/19/25 06:10	03/20/25 13:15	7440-09-7	
Selenium	ND	mg/L	0.0050	0.0012	1	03/19/25 06:10	03/20/25 13:15	7782-49-2	

This report shall not be reproduced, except in full,
without the written consent of Pace Analytical Services, LLC.

Pace Analytical Services, LLC
9800 Kincey Ave. Suite 100
Huntersville, NC 28078
(704)875-9092

ANALYTICAL RESULTS

Project: Hammond AP-1-CA-20250203
Pace Project No.: 92778486

Sample: HAM-PT-10 **Lab ID: 92778486004** Collected: 02/05/25 10:00 Received: 02/07/25 14:35 Matrix: Water

Parameters	Results	Units	Report Limit	MDL	DF	Prepared	Analyzed	CAS No.	Qual
WC 6020B MET ICPMS	Analytical Method: EPA 6020B Preparation Method: EPA 3005A Pace Analytical Services - West Columbia								
Sodium	**9.1**	mg/L	1.0	0.15	1	03/19/25 06:10	03/20/25 13:15	7440-23-5	
Thallium	ND	mg/L	0.0010	0.00015	1	03/19/25 06:10	03/20/25 13:15	7440-28-0	

This report shall not be reproduced, except in full,
without the written consent of Pace Analytical Services, LLC.

Pace Analytical Services, LLC
9800 Kincey Ave. Suite 100
Huntersville, NC 28078
(704)875-9092

ANALYTICAL RESULTS

Project: Hammond AP-1-CA-20250203
Pace Project No.: 92778486

Sample: HAM-PT-11 **Lab ID: 92778486005** Collected: 02/05/25 10:01 Received: 02/07/25 14:35 Matrix: Water

Parameters	Results	Units	Report Limit	MDL	DF	Prepared	Analyzed	CAS No.	Qual
Metals (ICPMS) 6020B	Analytical Method: EPA 6020B Preparation Method: 3015 Pace National - Mt. Juliet								
Lithium	**0.00159J**	mg/L	0.0300	0.000600	1	03/06/25 22:51	03/07/25 03:08	7439-93-2	J
7470 Mercury	Analytical Method: EPA 7470A Preparation Method: EPA 7470A Pace Analytical Services - Asheville								
Mercury	ND	mg/L	0.00020	0.00012	1	02/09/25 17:53	02/11/25 14:51	7439-97-6	
2320B Alkalinity	Analytical Method: SM 2320B-2011 Pace Analytical Services - Asheville								
Alkalinity,Bicarbonate (CaCO3)	**121**	mg/L	5.0	5.0	1		02/12/25 19:32		
Alkalinity,Carbonate (CaCO3)	ND	mg/L	5.0	5.0	1		02/12/25 19:32		
Alkalinity, Total as CaCO3	**121**	mg/L	5.0	5.0	1		02/12/25 19:32		
2540C Total Dissolved Solids	Analytical Method: SM 2540C-2015 Pace Analytical Services - Asheville								
Total Dissolved Solids	**400**	mg/L	25.0	25.0	1		02/11/25 12:07		
4500S2D Sulfide Water	Analytical Method: SM 4500-S2D-2011 Pace Analytical Services - Asheville								
Sulfide	ND	mg/L	0.10	0.022	1		02/08/25 03:57	18496-25-8	
300.0 IC Anions 28 Days	Analytical Method: EPA 300.0 Rev 2.1 1993 Pace Analytical Services - Asheville								
Chloride	**37.7**	mg/L	1.0	0.60	1		02/08/25 19:38	16887-00-6	
Fluoride	**0.27**	mg/L	0.10	0.050	1		02/08/25 19:38	16984-48-8	
Sulfate	**96.4**	mg/L	3.0	1.5	3		02/09/25 04:14	14808-79-8	
WC 6020B MET ICPMS	Analytical Method: EPA 6020B Preparation Method: EPA 3005A Pace Analytical Services - West Columbia								
Antimony	ND	mg/L	0.0030	0.00050	1	03/19/25 06:10	03/20/25 13:20	7440-36-0	
Arsenic	ND	mg/L	0.0050	0.0012	1	03/19/25 06:10	03/20/25 13:20	7440-38-2	
Barium	**0.062**	mg/L	0.0050	0.0012	1	03/19/25 06:10	03/20/25 13:20	7440-39-3	
Beryllium	ND	mg/L	0.00050	0.00015	1	03/19/25 06:10	03/20/25 13:20	7440-41-7	
Boron	**1.5**	mg/L	0.40	0.062	10	03/19/25 06:10	03/20/25 23:26	7440-42-8	
Cadmium	ND	mg/L	0.00050	0.00012	1	03/19/25 06:10	03/20/25 13:20	7440-43-9	
Calcium	**95.8**	mg/L	10.0	1.0	10	03/19/25 06:10	03/20/25 17:48	7440-70-2	
Chromium	ND	mg/L	0.0050	0.0012	1	03/19/25 06:10	03/20/25 13:20	7440-47-3	
Cobalt	**0.0024J**	mg/L	0.0050	0.0012	1	03/19/25 06:10	03/20/25 13:20	7440-48-4	
Iron	**0.89**	mg/L	0.040	0.012	1	03/19/25 06:10	03/20/25 13:20	7439-89-6	
Lead	ND	mg/L	0.0010	0.00025	1	03/19/25 06:10	03/20/25 13:20	7439-92-1	
Magnesium	**13.8**	mg/L	0.050	0.010	1	03/19/25 06:10	03/20/25 13:20	7439-95-4	
Manganese	**0.35**	mg/L	0.040	0.0012	1	03/19/25 06:10	03/20/25 13:20	7439-96-5	
Molybdenum	**0.11**	mg/L	0.010	0.0025	1	03/19/25 06:10	03/20/25 13:20	7439-98-7	
Potassium	**6.3**	mg/L	0.50	0.10	1	03/19/25 06:10	03/20/25 13:20	7440-09-7	
Selenium	ND	mg/L	0.0050	0.0012	1	03/19/25 06:10	03/20/25 13:20	7782-49-2	

This report shall not be reproduced, except in full,
without the written consent of Pace Analytical Services, LLC.

Pace Analytical Services, LLC
9800 Kincey Ave. Suite 100
Huntersville, NC 28078
(704)875-9092

ANALYTICAL RESULTS

Project: Hammond AP-1-CA-20250203
Pace Project No.: 92778486

Sample: HAM-PT-11 **Lab ID: 92778486005** Collected: 02/05/25 10:01 Received: 02/07/25 14:35 Matrix: Water

Parameters	Results	Units	Report Limit	MDL	DF	Prepared	Analyzed	CAS No.	Qual
WC 6020B MET ICPMS	Analytical Method: EPA 6020B Preparation Method: EPA 3005A Pace Analytical Services - West Columbia								
Sodium	**8.5**	mg/L	1.0	0.15	1	03/19/25 06:10	03/20/25 13:20	7440-23-5	
Thallium	ND	mg/L	0.0010	0.00015	1	03/19/25 06:10	03/20/25 13:20	7440-28-0	

This report shall not be reproduced, except in full,
without the written consent of Pace Analytical Services, LLC.

Pace Analytical Services, LLC
9800 Kincey Ave. Suite 100
Huntersville, NC 28078
(704)875-9092

ANALYTICAL RESULTS

Project: Hammond AP-1-CA-20250203
Pace Project No.: 92778486

Sample: HAM-PT-12 **Lab ID: 92778486006** Collected: 02/05/25 11:41 Received: 02/07/25 14:35 Matrix: Water

Parameters	Results	Units	Report Limit	MDL	DF	Prepared	Analyzed	CAS No.	Qual
Metals (ICPMS) 6020B	Analytical Method: EPA 6020B Preparation Method: 3015 Pace National - Mt. Juliet								
Lithium	**0.00122J**	mg/L	0.0300	0.000600	1	03/06/25 22:51	03/07/25 03:11	7439-93-2	J
7470 Mercury	Analytical Method: EPA 7470A Preparation Method: EPA 7470A Pace Analytical Services - Asheville								
Mercury	ND	mg/L	0.00020	0.00012	1	02/09/25 17:53	02/11/25 14:57	7439-97-6	
2320B Alkalinity	Analytical Method: SM 2320B-2011 Pace Analytical Services - Asheville								
Alkalinity,Bicarbonate (CaCO3)	**120**	mg/L	5.0	5.0	1		02/12/25 19:40		
Alkalinity,Carbonate (CaCO3)	ND	mg/L	5.0	5.0	1		02/12/25 19:40		
Alkalinity, Total as CaCO3	**120**	mg/L	5.0	5.0	1		02/12/25 19:40		
2540C Total Dissolved Solids	Analytical Method: SM 2540C-2015 Pace Analytical Services - Asheville								
Total Dissolved Solids	**416**	mg/L	25.0	25.0	1		02/11/25 12:07		
4500S2D Sulfide Water	Analytical Method: SM 4500-S2D-2011 Pace Analytical Services - Asheville								
Sulfide	ND	mg/L	0.10	0.022	1		02/08/25 03:57	18496-25-8	
300.0 IC Anions 28 Days	Analytical Method: EPA 300.0 Rev 2.1 1993 Pace Analytical Services - Asheville								
Chloride	**44.0**	mg/L	1.0	0.60	1		02/08/25 19:52	16887-00-6	
Fluoride	**0.25**	mg/L	0.10	0.050	1		02/08/25 19:52	16984-48-8	
Sulfate	**114**	mg/L	3.0	1.5	3		02/09/25 04:29	14808-79-8	
WC 6020B MET ICPMS	Analytical Method: EPA 6020B Preparation Method: EPA 3005A Pace Analytical Services - West Columbia								
Antimony	ND	mg/L	0.0030	0.00050	1	03/19/25 06:10	03/20/25 13:24	7440-36-0	
Arsenic	ND	mg/L	0.0050	0.0012	1	03/19/25 06:10	03/20/25 13:24	7440-38-2	
Barium	**0.055**	mg/L	0.0050	0.0012	1	03/19/25 06:10	03/20/25 13:24	7440-39-3	
Beryllium	ND	mg/L	0.00050	0.00015	1	03/19/25 06:10	03/20/25 13:24	7440-41-7	
Boron	**1.6**	mg/L	0.40	0.062	10	03/19/25 06:10	03/20/25 23:35	7440-42-8	
Cadmium	**0.00015J**	mg/L	0.00050	0.00012	1	03/19/25 06:10	03/20/25 13:24	7440-43-9	
Calcium	**91.4**	mg/L	10.0	1.0	10	03/19/25 06:10	03/20/25 17:53	7440-70-2	
Chromium	ND	mg/L	0.0050	0.0012	1	03/19/25 06:10	03/20/25 13:24	7440-47-3	
Cobalt	**0.0023J**	mg/L	0.0050	0.0012	1	03/19/25 06:10	03/20/25 13:24	7440-48-4	
Iron	**1.4**	mg/L	0.040	0.012	1	03/19/25 06:10	03/20/25 13:24	7439-89-6	
Lead	ND	mg/L	0.0010	0.00025	1	03/19/25 06:10	03/20/25 13:24	7439-92-1	
Magnesium	**19.1**	mg/L	0.050	0.010	1	03/19/25 06:10	03/20/25 13:24	7439-95-4	
Manganese	**0.44**	mg/L	0.040	0.0012	1	03/19/25 06:10	03/20/25 13:24	7439-96-5	
Molybdenum	**0.16**	mg/L	0.010	0.0025	1	03/19/25 06:10	03/20/25 13:24	7439-98-7	
Potassium	**6.0**	mg/L	0.50	0.10	1	03/19/25 06:10	03/20/25 13:24	7440-09-7	
Selenium	ND	mg/L	0.0050	0.0012	1	03/19/25 06:10	03/20/25 13:24	7782-49-2	

This report shall not be reproduced, except in full,
without the written consent of Pace Analytical Services, LLC.

Pace Analytical Services, LLC
9800 Kincey Ave. Suite 100
Huntersville, NC 28078
(704)875-9092

ANALYTICAL RESULTS

Project: Hammond AP-1-CA-20250203
Pace Project No.: 92778486

Sample: HAM-PT-12 **Lab ID: 92778486006** Collected: 02/05/25 11:41 Received: 02/07/25 14:35 Matrix: Water

Parameters	Results	Units	Report Limit	MDL	DF	Prepared	Analyzed	CAS No.	Qual
WC 6020B MET ICPMS	Analytical Method: EPA 6020B Preparation Method: EPA 3005A Pace Analytical Services - West Columbia								
Sodium	**11.0**	mg/L	1.0	0.15	1	03/19/25 06:10	03/20/25 13:24	7440-23-5	
Thallium	ND	mg/L	0.0010	0.00015	1	03/19/25 06:10	03/20/25 13:24	7440-28-0	

This report shall not be reproduced, except in full,
without the written consent of Pace Analytical Services, LLC.

Pace Analytical Services, LLC
9800 Kincey Ave. Suite 100
Huntersville, NC 28078
(704)875-9092

ANALYTICAL RESULTS

Project: Hammond AP-1-CA-20250203
Pace Project No.: 92778486

Sample: HAM-PT-13 **Lab ID: 92778486007** Collected: 02/04/25 10:05 Received: 02/07/25 14:35 Matrix: Water

Parameters	Results	Units	Report Limit	MDL	DF	Prepared	Analyzed	CAS No.	Qual
Metals (ICPMS) 6020B	Analytical Method: EPA 6020B Preparation Method: 3015								
	Pace National - Mt. Juliet								
Lithium	**0.0520**	mg/L	0.0300	0.000600	1	03/06/25 22:51	03/07/25 03:14	7439-93-2	
7470 Mercury	Analytical Method: EPA 7470A Preparation Method: EPA 7470A								
	Pace Analytical Services - Asheville								
Mercury	ND	mg/L	0.00020	0.00012	1	02/09/25 17:53	02/11/25 15:00	7439-97-6	
2320B Alkalinity	Analytical Method: SM 2320B-2011								
	Pace Analytical Services - Asheville								
Alkalinity,Bicarbonate (CaCO3)	**163**	mg/L	5.0	5.0	1		02/10/25 19:58		
Alkalinity,Carbonate (CaCO3)	ND	mg/L	5.0	5.0	1		02/10/25 19:58		
Alkalinity, Total as CaCO3	**163**	mg/L	5.0	5.0	1		02/10/25 19:58		
2540C Total Dissolved Solids	Analytical Method: SM 2540C-2015								
	Pace Analytical Services - Asheville								
Total Dissolved Solids	**527**	mg/L	25.0	25.0	1		02/08/25 13:03		
4500S2D Sulfide Water	Analytical Method: SM 4500-S2D-2011								
	Pace Analytical Services - Asheville								
Sulfide	ND	mg/L	0.10	0.022	1		02/08/25 03:47	18496-25-8	
300.0 IC Anions 28 Days	Analytical Method: EPA 300.0 Rev 2.1 1993								
	Pace Analytical Services - Asheville								
Chloride	**20.2**	mg/L	1.0	0.60	1		02/08/25 20:06	16887-00-6	
Fluoride	**0.35**	mg/L	0.10	0.050	1		02/08/25 20:06	16984-48-8	
Sulfate	**161**	mg/L	4.0	2.0	4		02/09/25 04:43	14808-79-8	
WC 6020B MET ICPMS	Analytical Method: EPA 6020B Preparation Method: EPA 3005A								
	Pace Analytical Services - West Columbia								
Antimony	ND	mg/L	0.0030	0.00050	1	03/19/25 06:10	03/20/25 13:29	7440-36-0	
Arsenic	**0.19**	mg/L	0.0050	0.0012	1	03/19/25 06:10	03/20/25 13:29	7440-38-2	
Barium	**0.046**	mg/L	0.0050	0.0012	1	03/19/25 06:10	03/20/25 13:29	7440-39-3	
Beryllium	ND	mg/L	0.00050	0.00015	1	03/19/25 06:10	03/20/25 13:29	7440-41-7	
Boron	**0.73**	mg/L	0.40	0.062	10	03/19/25 06:10	03/20/25 23:44	7440-42-8	
Cadmium	ND	mg/L	0.00050	0.00012	1	03/19/25 06:10	03/20/25 13:29	7440-43-9	
Calcium	**114**	mg/L	10.0	1.0	10	03/19/25 06:10	03/20/25 17:58	7440-70-2	
Chromium	ND	mg/L	0.0050	0.0012	1	03/19/25 06:10	03/20/25 13:29	7440-47-3	
Cobalt	**0.018**	mg/L	0.0050	0.0012	1	03/19/25 06:10	03/20/25 13:29	7440-48-4	
Iron	**7.6**	mg/L	0.040	0.012	1	03/19/25 06:10	03/20/25 13:29	7439-89-6	
Lead	ND	mg/L	0.0010	0.00025	1	03/19/25 06:10	03/20/25 13:29	7439-92-1	
Magnesium	**16.4**	mg/L	0.050	0.010	1	03/19/25 06:10	03/20/25 13:29	7439-95-4	
Manganese	**2.9**	mg/L	0.40	0.012	10	03/19/25 06:10	03/20/25 17:58	7439-96-5	
Molybdenum	**0.0099J**	mg/L	0.010	0.0025	1	03/19/25 06:10	03/20/25 13:29	7439-98-7	
Potassium	**5.4**	mg/L	0.50	0.10	1	03/19/25 06:10	03/20/25 13:29	7440-09-7	
Selenium	ND	mg/L	0.0050	0.0012	1	03/19/25 06:10	03/20/25 13:29	7782-49-2	

This report shall not be reproduced, except in full,
without the written consent of Pace Analytical Services, LLC.

Pace Analytical Services, LLC
9800 Kincey Ave. Suite 100
Huntersville, NC 28078
(704)875-9092

ANALYTICAL RESULTS

Project: Hammond AP-1-CA-20250203
Pace Project No.: 92778486

Sample: HAM-PT-13 **Lab ID: 92778486007** Collected: 02/04/25 10:05 Received: 02/07/25 14:35 Matrix: Water

Parameters	Results	Units	Report Limit	MDL	DF	Prepared	Analyzed	CAS No.	Qual
WC 6020B MET ICPMS	Analytical Method: EPA 6020B Preparation Method: EPA 3005A Pace Analytical Services - West Columbia								
Sodium	**8.4**	mg/L	1.0	0.15	1	03/19/25 06:10	03/20/25 13:29	7440-23-5	
Thallium	**0.00021J**	mg/L	0.0010	0.00015	1	03/19/25 06:10	03/20/25 13:29	7440-28-0	

This report shall not be reproduced, except in full,
without the written consent of Pace Analytical Services, LLC.

Pace Analytical Services, LLC
9800 Kincey Ave. Suite 100
Huntersville, NC 28078
(704)875-9092

ANALYTICAL RESULTS

Project: Hammond AP-1-CA-20250203
Pace Project No.: 92778486

Sample: HAM-PT-14 **Lab ID: 92778486008** Collected: 02/04/25 10:08 Received: 02/07/25 14:35 Matrix: Water

Parameters	Results	Units	Report Limit	MDL	DF	Prepared	Analyzed	CAS No.	Qual
Metals (ICPMS) 6020B	Analytical Method: EPA 6020B Preparation Method: 3015 Pace National - Mt. Juliet								
Lithium	**0.0528**	mg/L	0.0300	0.000600	1	03/06/25 22:51	03/07/25 03:17	7439-93-2	
7470 Mercury	Analytical Method: EPA 7470A Preparation Method: EPA 7470A Pace Analytical Services - Asheville								
Mercury	ND	mg/L	0.00020	0.00012	1	02/09/25 17:53	02/11/25 15:02	7439-97-6	
2320B Alkalinity	Analytical Method: SM 2320B-2011 Pace Analytical Services - Asheville								
Alkalinity,Bicarbonate (CaCO3)	**170**	mg/L	5.0	5.0	1		02/10/25 20:09		
Alkalinity,Carbonate (CaCO3)	ND	mg/L	5.0	5.0	1		02/10/25 20:09		
Alkalinity, Total as CaCO3	**170**	mg/L	5.0	5.0	1		02/10/25 20:09		
2540C Total Dissolved Solids	Analytical Method: SM 2540C-2015 Pace Analytical Services - Asheville								
Total Dissolved Solids	**546**	mg/L	25.0	25.0	1		02/08/25 13:03		
4500S2D Sulfide Water	Analytical Method: SM 4500-S2D-2011 Pace Analytical Services - Asheville								
Sulfide	ND	mg/L	0.10	0.022	1		02/08/25 03:48	18496-25-8	
300.0 IC Anions 28 Days	Analytical Method: EPA 300.0 Rev 2.1 1993 Pace Analytical Services - Asheville								
Chloride	**20.5**	mg/L	1.0	0.60	1		02/08/25 20:20	16887-00-6	
Fluoride	**0.30**	mg/L	0.10	0.050	1		02/08/25 20:20	16984-48-8	
Sulfate	**170**	mg/L	4.0	2.0	4		02/09/25 05:25	14808-79-8	
WC 6020B MET ICPMS	Analytical Method: EPA 6020B Preparation Method: EPA 3005A Pace Analytical Services - West Columbia								
Antimony	ND	mg/L	0.0030	0.00050	1	03/19/25 06:10	03/20/25 13:34	7440-36-0	
Arsenic	**0.26**	mg/L	0.0050	0.0012	1	03/19/25 06:10	03/20/25 13:34	7440-38-2	
Barium	**0.043**	mg/L	0.0050	0.0012	1	03/19/25 06:10	03/20/25 13:34	7440-39-3	
Beryllium	ND	mg/L	0.00050	0.00015	1	03/19/25 06:10	03/20/25 13:34	7440-41-7	
Boron	**0.75**	mg/L	0.40	0.062	10	03/19/25 06:10	03/20/25 23:53	7440-42-8	
Cadmium	ND	mg/L	0.00050	0.00012	1	03/19/25 06:10	03/20/25 13:34	7440-43-9	
Calcium	**123**	mg/L	10.0	1.0	10	03/19/25 06:10	03/20/25 18:02	7440-70-2	
Chromium	ND	mg/L	0.0050	0.0012	1	03/19/25 06:10	03/20/25 13:34	7440-47-3	
Cobalt	**0.019**	mg/L	0.0050	0.0012	1	03/19/25 06:10	03/20/25 13:34	7440-48-4	
Iron	**11.7**	mg/L	0.040	0.012	1	03/19/25 06:10	03/20/25 13:34	7439-89-6	
Lead	ND	mg/L	0.0010	0.00025	1	03/19/25 06:10	03/20/25 13:34	7439-92-1	
Magnesium	**16.8**	mg/L	0.050	0.010	1	03/19/25 06:10	03/20/25 13:34	7439-95-4	
Manganese	**3.1**	mg/L	0.40	0.012	10	03/19/25 06:10	03/20/25 18:02	7439-96-5	
Molybdenum	**0.015**	mg/L	0.010	0.0025	1	03/19/25 06:10	03/20/25 13:34	7439-98-7	
Potassium	**5.6**	mg/L	0.50	0.10	1	03/19/25 06:10	03/20/25 13:34	7440-09-7	
Selenium	ND	mg/L	0.0050	0.0012	1	03/19/25 06:10	03/20/25 13:34	7782-49-2	

This report shall not be reproduced, except in full,
without the written consent of Pace Analytical Services, LLC.

Pace Analytical Services, LLC
9800 Kincey Ave. Suite 100
Huntersville, NC 28078
(704)875-9092

ANALYTICAL RESULTS

Project: Hammond AP-1-CA-20250203
Pace Project No.: 92778486

Sample: HAM-PT-14 **Lab ID: 92778486008** Collected: 02/04/25 10:08 Received: 02/07/25 14:35 Matrix: Water

Parameters	Results	Units	Report Limit	MDL	DF	Prepared	Analyzed	CAS No.	Qual
WC 6020B MET ICPMS	Analytical Method: EPA 6020B Preparation Method: EPA 3005A Pace Analytical Services - West Columbia								
Sodium	**8.8**	mg/L	1.0	0.15	1	03/19/25 06:10	03/20/25 13:34	7440-23-5	
Thallium	ND	mg/L	0.0010	0.00015	1	03/19/25 06:10	03/20/25 13:34	7440-28-0	

This report shall not be reproduced, except in full,
without the written consent of Pace Analytical Services, LLC.

Pace Analytical Services, LLC
9800 Kincey Ave. Suite 100
Huntersville, NC 28078
(704)875-9092

ANALYTICAL RESULTS

Project: Hammond AP-1-CA-20250203
Pace Project No.: 92778486

Sample: HAM-PT-15 **Lab ID: 92778486009** Collected: 02/04/25 14:55 Received: 02/07/25 14:35 Matrix: Water

Parameters	Results	Units	Report Limit	MDL	DF	Prepared	Analyzed	CAS No.	Qual
Metals (ICPMS) 6020B	Analytical Method: EPA 6020B Preparation Method: 3015								
	Pace National - Mt. Juliet								
Lithium	**0.0421**	mg/L	0.0300	0.000600	1	03/06/25 22:51	03/07/25 03:21	7439-93-2	
7470 Mercury	Analytical Method: EPA 7470A Preparation Method: EPA 7470A								
	Pace Analytical Services - Asheville								
Mercury	ND	mg/L	0.00020	0.00012	1	02/09/25 17:53	02/11/25 15:04	7439-97-6	
2320B Alkalinity	Analytical Method: SM 2320B-2011								
	Pace Analytical Services - Asheville								
Alkalinity,Bicarbonate (CaCO3)	**146**	mg/L	5.0	5.0	1		02/10/25 20:20		
Alkalinity,Carbonate (CaCO3)	ND	mg/L	5.0	5.0	1		02/10/25 20:20		
Alkalinity, Total as CaCO3	**146**	mg/L	5.0	5.0	1		02/10/25 20:20		
2540C Total Dissolved Solids	Analytical Method: SM 2540C-2015								
	Pace Analytical Services - Asheville								
Total Dissolved Solids	**515**	mg/L	25.0	25.0	1		02/08/25 13:03		
4500S2D Sulfide Water	Analytical Method: SM 4500-S2D-2011								
	Pace Analytical Services - Asheville								
Sulfide	ND	mg/L	0.10	0.022	1		02/08/25 03:50	18496-25-8	
300.0 IC Anions 28 Days	Analytical Method: EPA 300.0 Rev 2.1 1993								
	Pace Analytical Services - Asheville								
Chloride	**17.4**	mg/L	1.0	0.60	1		02/08/25 21:02	16887-00-6	
Fluoride	**0.32**	mg/L	0.10	0.050	1		02/08/25 21:02	16984-48-8	
Sulfate	**173**	mg/L	4.0	2.0	4		02/09/25 05:39	14808-79-8	M1
WC 6020B MET ICPMS	Analytical Method: EPA 6020B Preparation Method: EPA 3005A								
	Pace Analytical Services - West Columbia								
Antimony	ND	mg/L	0.0030	0.00050	1	03/19/25 06:10	03/20/25 13:38	7440-36-0	
Arsenic	**0.078**	mg/L	0.0050	0.0012	1	03/19/25 06:10	03/20/25 13:38	7440-38-2	
Barium	**0.052**	mg/L	0.0050	0.0012	1	03/19/25 06:10	03/20/25 13:38	7440-39-3	
Beryllium	ND	mg/L	0.00050	0.00015	1	03/19/25 06:10	03/20/25 13:38	7440-41-7	
Boron	**0.80**	mg/L	0.40	0.062	10	03/19/25 06:10	03/21/25 00:02	7440-42-8	
Cadmium	**0.00031J**	mg/L	0.00050	0.00012	1	03/19/25 06:10	03/20/25 13:38	7440-43-9	
Calcium	**117**	mg/L	10.0	1.0	10	03/19/25 06:10	03/20/25 18:07	7440-70-2	
Chromium	ND	mg/L	0.0050	0.0012	1	03/19/25 06:10	03/20/25 13:38	7440-47-3	
Cobalt	**0.026**	mg/L	0.0050	0.0012	1	03/19/25 06:10	03/20/25 13:38	7440-48-4	
Iron	**2.3**	mg/L	0.040	0.012	1	03/19/25 06:10	03/20/25 13:38	7439-89-6	
Lead	ND	mg/L	0.0010	0.00025	1	03/19/25 06:10	03/20/25 13:38	7439-92-1	
Magnesium	**14.6**	mg/L	0.050	0.010	1	03/19/25 06:10	03/20/25 13:38	7439-95-4	
Manganese	**4.1**	mg/L	0.40	0.012	10	03/19/25 06:10	03/20/25 18:07	7439-96-5	
Molybdenum	**0.014**	mg/L	0.010	0.0025	1	03/19/25 06:10	03/20/25 13:38	7439-98-7	
Potassium	**5.4**	mg/L	0.50	0.10	1	03/19/25 06:10	03/20/25 13:38	7440-09-7	
Selenium	ND	mg/L	0.0050	0.0012	1	03/19/25 06:10	03/20/25 13:38	7782-49-2	

This report shall not be reproduced, except in full,
without the written consent of Pace Analytical Services, LLC.

Pace Analytical Services, LLC
9800 Kincey Ave. Suite 100
Huntersville, NC 28078
(704)875-9092

ANALYTICAL RESULTS

Project: Hammond AP-1-CA-20250203
Pace Project No.: 92778486

Sample: HAM-PT-15 **Lab ID: 92778486009** Collected: 02/04/25 14:55 Received: 02/07/25 14:35 Matrix: Water

Parameters	Results	Units	Report Limit	MDL	DF	Prepared	Analyzed	CAS No.	Qual
WC 6020B MET ICPMS	Analytical Method: EPA 6020B Preparation Method: EPA 3005A Pace Analytical Services - West Columbia								
Sodium	**7.4**	mg/L	1.0	0.15	1	03/19/25 06:10	03/20/25 13:38	7440-23-5	
Thallium	**0.00050J**	mg/L	0.0010	0.00015	1	03/19/25 06:10	03/20/25 13:38	7440-28-0	

This report shall not be reproduced, except in full,
without the written consent of Pace Analytical Services, LLC.

Pace Analytical Services, LLC
9800 Kincey Ave. Suite 100
Huntersville, NC 28078
(704)875-9092

ANALYTICAL RESULTS

Project: Hammond AP-1-CA-20250203
Pace Project No.: 92778486

Sample: HAM-AP1-EB-01 **Lab ID: 92778486010** Collected: 02/05/25 12:30 Received: 02/07/25 14:35 Matrix: Water

Parameters	Results	Units	Report Limit	MDL	DF	Prepared	Analyzed	CAS No.	Qual
Metals (ICPMS) 6020B	Analytical Method: EPA 6020B Preparation Method: 3015								
	Pace National - Mt. Juliet								
Lithium	ND	mg/L	0.0300	0.000600	1	03/06/25 22:51	03/07/25 03:24	7439-93-2	
7470 Mercury	Analytical Method: EPA 7470A Preparation Method: EPA 7470A								
	Pace Analytical Services - Asheville								
Mercury	ND	mg/L	0.00020	0.00012	1	02/10/25 17:03	02/13/25 14:14	7439-97-6	
2320B Alkalinity	Analytical Method: SM 2320B-2011								
	Pace Analytical Services - Asheville								
Alkalinity,Bicarbonate (CaCO3)	ND	mg/L	5.0	5.0	1		02/12/25 19:47		
Alkalinity,Carbonate (CaCO3)	ND	mg/L	5.0	5.0	1		02/12/25 19:47		
Alkalinity, Total as CaCO3	ND	mg/L	5.0	5.0	1		02/12/25 19:47		
2540C Total Dissolved Solids	Analytical Method: SM 2540C-2015								
	Pace Analytical Services - Asheville								
Total Dissolved Solids	ND	mg/L	25.0	25.0	1		02/11/25 12:07		
4500S2D Sulfide Water	Analytical Method: SM 4500-S2D-2011								
	Pace Analytical Services - Asheville								
Sulfide	ND	mg/L	0.10	0.022	1		02/08/25 03:58	18496-25-8	
300.0 IC Anions 28 Days	Analytical Method: EPA 300.0 Rev 2.1 1993								
	Pace Analytical Services - Asheville								
Chloride	ND	mg/L	1.0	0.60	1		02/08/25 15:55	16887-00-6	
Fluoride	ND	mg/L	0.10	0.050	1		02/08/25 15:55	16984-48-8	
Sulfate	ND	mg/L	1.0	0.50	1		02/08/25 15:55	14808-79-8	
WC 6020B MET ICPMS	Analytical Method: EPA 6020B Preparation Method: EPA 3005A								
	Pace Analytical Services - West Columbia								
Antimony	ND	mg/L	0.0030	0.00050	1	03/19/25 06:10	03/20/25 13:43	7440-36-0	
Arsenic	ND	mg/L	0.0050	0.0012	1	03/19/25 06:10	03/20/25 13:43	7440-38-2	
Barium	ND	mg/L	0.0050	0.0012	1	03/19/25 06:10	03/20/25 13:43	7440-39-3	
Beryllium	ND	mg/L	0.00050	0.00015	1	03/19/25 06:10	03/20/25 13:43	7440-41-7	
Boron	ND	mg/L	0.040	0.0062	1	03/19/25 06:10	03/21/25 00:11	7440-42-8	
Cadmium	ND	mg/L	0.00050	0.00012	1	03/19/25 06:10	03/20/25 13:43	7440-43-9	
Calcium	ND	mg/L	1.0	0.10	1	03/19/25 06:10	03/20/25 13:43	7440-70-2	
Chromium	ND	mg/L	0.0050	0.0012	1	03/19/25 06:10	03/20/25 13:43	7440-47-3	
Cobalt	ND	mg/L	0.0050	0.0012	1	03/19/25 06:10	03/20/25 13:43	7440-48-4	
Iron	**0.050**	mg/L	0.040	0.012	1	03/19/25 06:10	03/20/25 13:43	7439-89-6	
Lead	ND	mg/L	0.0010	0.00025	1	03/19/25 06:10	03/20/25 13:43	7439-92-1	
Magnesium	ND	mg/L	0.050	0.010	1	03/19/25 06:10	03/20/25 13:43	7439-95-4	
Manganese	**0.0015J**	mg/L	0.040	0.0012	1	03/19/25 06:10	03/20/25 13:43	7439-96-5	
Molybdenum	ND	mg/L	0.010	0.0025	1	03/19/25 06:10	03/20/25 13:43	7439-98-7	
Potassium	ND	mg/L	0.50	0.10	1	03/19/25 06:10	03/20/25 13:43	7440-09-7	
Selenium	ND	mg/L	0.0050	0.0012	1	03/19/25 06:10	03/20/25 13:43	7782-49-2	

This report shall not be reproduced, except in full,
without the written consent of Pace Analytical Services, LLC.

Pace Analytical Services, LLC
9800 Kincey Ave. Suite 100
Huntersville, NC 28078
(704)875-9092

ANALYTICAL RESULTS

Project: Hammond AP-1-CA-20250203
Pace Project No.: 92778486

Sample: HAM-AP1-EB-01 **Lab ID: 92778486010** Collected: 02/05/25 12:30 Received: 02/07/25 14:35 Matrix: Water

Parameters	Results	Units	Report Limit	MDL	DF	Prepared	Analyzed	CAS No.	Qual
WC 6020B MET ICPMS	Analytical Method: EPA 6020B Preparation Method: EPA 3005A Pace Analytical Services - West Columbia								
Sodium	ND	mg/L	1.0	0.15	1	03/19/25 06:10	03/20/25 13:43	7440-23-5	
Thallium	ND	mg/L	0.0010	0.00015	1	03/19/25 06:10	03/20/25 13:43	7440-28-0	

This report shall not be reproduced, except in full,
without the written consent of Pace Analytical Services, LLC.

Pace Analytical Services, LLC
9800 Kincey Ave. Suite 100
Huntersville, NC 28078
(704)875-9092

ANALYTICAL RESULTS

Project: Hammond AP-1-CA-20250203
Pace Project No.: 92778486

Sample: HAM-AP1-FB-01 **Lab ID: 92778486011** Collected: 02/05/25 12:20 Received: 02/07/25 14:35 Matrix: Water

Parameters	Results	Units	Report Limit	MDL	DF	Prepared	Analyzed	CAS No.	Qual
Metals (ICPMS) 6020B	Analytical Method: EPA 6020B Preparation Method: 3015 Pace National - Mt. Juliet								
Lithium	**0.00809J**	mg/L	0.0300	0.000600	1	03/06/25 22:51	03/07/25 03:27	7439-93-2	J
7470 Mercury	Analytical Method: EPA 7470A Preparation Method: EPA 7470A Pace Analytical Services - Asheville								
Mercury	ND	mg/L	0.00020	0.00012	1	02/10/25 17:03	02/13/25 14:18	7439-97-6	
2320B Alkalinity	Analytical Method: SM 2320B-2011 Pace Analytical Services - Asheville								
Alkalinity,Bicarbonate (CaCO3)	ND	mg/L	5.0	5.0	1		02/12/25 19:51		
Alkalinity,Carbonate (CaCO3)	ND	mg/L	5.0	5.0	1		02/12/25 19:51		
Alkalinity, Total as CaCO3	ND	mg/L	5.0	5.0	1		02/12/25 19:51		
2540C Total Dissolved Solids	Analytical Method: SM 2540C-2015 Pace Analytical Services - Asheville								
Total Dissolved Solids	ND	mg/L	25.0	25.0	1		02/11/25 12:07		
4500S2D Sulfide Water	Analytical Method: SM 4500-S2D-2011 Pace Analytical Services - Asheville								
Sulfide	ND	mg/L	0.10	0.022	1		02/08/25 03:58	18496-25-8	
300.0 IC Anions 28 Days	Analytical Method: EPA 300.0 Rev 2.1 1993 Pace Analytical Services - Asheville								
Chloride	ND	mg/L	1.0	0.60	1		02/08/25 16:09	16887-00-6	
Fluoride	ND	mg/L	0.10	0.050	1		02/08/25 16:09	16984-48-8	
Sulfate	ND	mg/L	1.0	0.50	1		02/08/25 16:09	14808-79-8	
WC 6020B MET ICPMS	Analytical Method: EPA 6020B Preparation Method: EPA 3005A Pace Analytical Services - West Columbia								
Antimony	ND	mg/L	0.0030	0.00050	1	03/19/25 06:10	03/20/25 13:57	7440-36-0	
Arsenic	ND	mg/L	0.0050	0.0012	1	03/19/25 06:10	03/20/25 13:57	7440-38-2	
Barium	ND	mg/L	0.0050	0.0012	1	03/19/25 06:10	03/20/25 13:57	7440-39-3	
Beryllium	ND	mg/L	0.00050	0.00015	1	03/19/25 06:10	03/20/25 13:57	7440-41-7	
Boron	ND	mg/L	0.040	0.0062	1	03/19/25 06:10	03/21/25 00:39	7440-42-8	
Cadmium	ND	mg/L	0.00050	0.00012	1	03/19/25 06:10	03/20/25 13:57	7440-43-9	
Calcium	ND	mg/L	1.0	0.10	1	03/19/25 06:10	03/20/25 13:57	7440-70-2	
Chromium	ND	mg/L	0.0050	0.0012	1	03/19/25 06:10	03/20/25 13:57	7440-47-3	
Cobalt	ND	mg/L	0.0050	0.0012	1	03/19/25 06:10	03/20/25 13:57	7440-48-4	
Iron	ND	mg/L	0.040	0.012	1	03/19/25 06:10	03/20/25 13:57	7439-89-6	
Lead	ND	mg/L	0.0010	0.00025	1	03/19/25 06:10	03/20/25 13:57	7439-92-1	
Magnesium	ND	mg/L	0.050	0.010	1	03/19/25 06:10	03/20/25 13:57	7439-95-4	
Manganese	ND	mg/L	0.040	0.0012	1	03/19/25 06:10	03/20/25 13:57	7439-96-5	
Molybdenum	ND	mg/L	0.010	0.0025	1	03/19/25 06:10	03/20/25 13:57	7439-98-7	
Potassium	ND	mg/L	0.50	0.10	1	03/19/25 06:10	03/20/25 13:57	7440-09-7	
Selenium	ND	mg/L	0.0050	0.0012	1	03/19/25 06:10	03/20/25 13:57	7782-49-2	

This report shall not be reproduced, except in full,
without the written consent of Pace Analytical Services, LLC.

Pace Analytical Services, LLC
9800 Kincey Ave. Suite 100
Huntersville, NC 28078
(704)875-9092

ANALYTICAL RESULTS

Project: Hammond AP-1-CA-20250203
Pace Project No.: 92778486

Sample: HAM-AP1-FB-01 **Lab ID: 92778486011** Collected: 02/05/25 12:20 Received: 02/07/25 14:35 Matrix: Water

Parameters	Results	Units	Report Limit	MDL	DF	Prepared	Analyzed	CAS No.	Qual
WC 6020B MET ICPMS	Analytical Method: EPA 6020B Preparation Method: EPA 3005A Pace Analytical Services - West Columbia								
Sodium	ND	mg/L	1.0	0.15	1	03/19/25 06:10	03/20/25 13:57	7440-23-5	
Thallium	ND	mg/L	0.0010	0.00015	1	03/19/25 06:10	03/20/25 13:57	7440-28-0	

This report shall not be reproduced, except in full,
without the written consent of Pace Analytical Services, LLC.

Pace Analytical Services, LLC
9800 Kincey Ave. Suite 100
Huntersville, NC 28078
(704)875-9092

ANALYTICAL RESULTS

Project: Hammond AP-1-CA-20250203
Pace Project No.: 92778486

Sample: HAM-AP1-FD-01 **Lab ID: 92778486012** Collected: 02/05/25 00:00 Received: 02/07/25 14:35 Matrix: Water

Parameters	Results	Units	Report Limit	MDL	DF	Prepared	Analyzed	CAS No.	Qual
Metals (ICPMS) 6020B	Analytical Method: EPA 6020B Preparation Method: 3015								
	Pace National - Mt. Juliet								
Lithium	**0.0538**	mg/L	0.0300	0.000600	1	03/06/25 22:51	03/07/25 03:30	7439-93-2	
7470 Mercury	Analytical Method: EPA 7470A Preparation Method: EPA 7470A								
	Pace Analytical Services - Asheville								
Mercury	ND	mg/L	0.00020	0.00012	1	02/10/25 17:03	02/13/25 14:20	7439-97-6	
2320B Alkalinity	Analytical Method: SM 2320B-2011								
	Pace Analytical Services - Asheville								
Alkalinity,Bicarbonate (CaCO3)	**172**	mg/L	5.0	5.0	1		02/12/25 19:54		
Alkalinity,Carbonate (CaCO3)	ND	mg/L	5.0	5.0	1		02/12/25 19:54		
Alkalinity, Total as CaCO3	**172**	mg/L	5.0	5.0	1		02/12/25 19:54		
2540C Total Dissolved Solids	Analytical Method: SM 2540C-2015								
	Pace Analytical Services - Asheville								
Total Dissolved Solids	**516**	mg/L	25.0	25.0	1		02/11/25 12:08		
4500S2D Sulfide Water	Analytical Method: SM 4500-S2D-2011								
	Pace Analytical Services - Asheville								
Sulfide	ND	mg/L	0.10	0.022	1		02/08/25 03:58	18496-25-8	
300.0 IC Anions 28 Days	Analytical Method: EPA 300.0 Rev 2.1 1993								
	Pace Analytical Services - Asheville								
Chloride	**20.6**	mg/L	1.0	0.60	1		02/08/25 21:43	16887-00-6	
Fluoride	**0.30**	mg/L	0.10	0.050	1		02/08/25 21:43	16984-48-8	
Sulfate	**165**	mg/L	4.0	2.0	4		02/09/25 06:20	14808-79-8	
WC 6020B MET ICPMS	Analytical Method: EPA 6020B Preparation Method: EPA 3005A								
	Pace Analytical Services - West Columbia								
Antimony	ND	mg/L	0.0030	0.00050	1	03/19/25 06:10	03/20/25 14:01	7440-36-0	
Arsenic	**0.26**	mg/L	0.0050	0.0012	1	03/19/25 06:10	03/20/25 14:01	7440-38-2	
Barium	**0.043**	mg/L	0.0050	0.0012	1	03/19/25 06:10	03/20/25 14:01	7440-39-3	
Beryllium	ND	mg/L	0.00050	0.00015	1	03/19/25 06:10	03/20/25 14:01	7440-41-7	
Boron	**0.77**	mg/L	0.40	0.062	10	03/19/25 06:10	03/20/25 17:14	7440-42-8	
Cadmium	ND	mg/L	0.00050	0.00012	1	03/19/25 06:10	03/20/25 14:01	7440-43-9	
Calcium	**115**	mg/L	10.0	1.0	10	03/19/25 06:10	03/20/25 18:21	7440-70-2	M1
Chromium	ND	mg/L	0.0050	0.0012	1	03/19/25 06:10	03/20/25 14:01	7440-47-3	
Cobalt	**0.019**	mg/L	0.0050	0.0012	1	03/19/25 06:10	03/20/25 14:01	7440-48-4	
Iron	**11.3**	mg/L	0.040	0.012	1	03/19/25 06:10	03/20/25 14:01	7439-89-6	M1
Lead	ND	mg/L	0.0010	0.00025	1	03/19/25 06:10	03/20/25 14:01	7439-92-1	
Magnesium	**16.7**	mg/L	0.050	0.010	1	03/19/25 06:10	03/20/25 14:01	7439-95-4	M1
Manganese	**2.8**	mg/L	0.40	0.012	10	03/19/25 06:10	03/20/25 17:14	7439-96-5	
Molybdenum	**0.015**	mg/L	0.010	0.0025	1	03/19/25 06:10	03/20/25 14:01	7439-98-7	
Potassium	**5.5**	mg/L	0.50	0.10	1	03/19/25 06:10	03/20/25 14:01	7440-09-7	
Selenium	ND	mg/L	0.0050	0.0012	1	03/19/25 06:10	03/20/25 14:01	7782-49-2	

This report shall not be reproduced, except in full,
without the written consent of Pace Analytical Services, LLC.

Pace Analytical Services, LLC
9800 Kincey Ave. Suite 100
Huntersville, NC 28078
(704)875-9092

ANALYTICAL RESULTS

Project: Hammond AP-1-CA-20250203
Pace Project No.: 92778486

Sample: HAM-AP1-FD-01 **Lab ID: 92778486012** Collected: 02/05/25 00:00 Received: 02/07/25 14:35 Matrix: Water

Parameters	Results	Units	Report Limit	MDL	DF	Prepared	Analyzed	CAS No.	Qual
WC 6020B MET ICPMS	Analytical Method: EPA 6020B Preparation Method: EPA 3005A Pace Analytical Services - West Columbia								
Sodium	**8.8**	mg/L	1.0	0.15	1	03/19/25 06:10	03/20/25 14:01	7440-23-5	
Thallium	ND	mg/L	0.0010	0.00015	1	03/19/25 06:10	03/20/25 14:01	7440-28-0	

This report shall not be reproduced, except in full,
without the written consent of Pace Analytical Services, LLC.

Pace Analytical Services, LLC
9800 Kincey Ave. Suite 100
Huntersville, NC 28078
(704)875-9092

QUALITY CONTROL DATA

Project: Hammond AP-1-CA-20250203
Pace Project No.: 92778486

QC Batch: 2464154
QC Batch Method: 3015
Analysis Method: EPA 6020B
Analysis Description: Metals (ICPMS) 6020B
Laboratory: Pace National - Mt. Juliet
Associated Lab Samples: 92778486001, 92778486002, 92778486003, 92778486004, 92778486005, 92778486006, 92778486007, 92778486008, 92778486009, 92778486010, 92778486011, 92778486012

METHOD BLANK: R4183615-1
Matrix: Water
Associated Lab Samples: 92778486001, 92778486002, 92778486003, 92778486004, 92778486005, 92778486006, 92778486007, 92778486008, 92778486009, 92778486010, 92778486011, 92778486012

Parameter	Units	Blank Result	Reporting Limit	MDL	Analyzed	Qualifiers
Lithium	mg/L	ND	0.0300	0.000600	03/07/25 02:29	

LABORATORY CONTROL SAMPLE: R4183615-2

Parameter	Units	Spike Conc.	LCS Result	LCS % Rec	% Rec Limits	Qualifiers
Lithium	mg/L	0.0500	0.0476	95.2	80.0-120	

MATRIX SPIKE & MATRIX SPIKE DUPLICATE: R4183615-4 R4183615-5

Parameter	Units	L1833065-06 Result	MS Spike Conc.	MSD Spike Conc.	MS Result	MSD Result	MS % Rec	MSD % Rec	% Rec Limits	RPD	Max RPD	Qual
Lithium	mg/L	0.00370	0.0500	0.0500	0.0494	0.0494	91.4	91.3	75.0-125	0.036	20	

Results presented on this page are in the units indicated by the "Units" column except where an alternate unit is presented to the right of the result.

This report shall not be reproduced, except in full,
without the written consent of Pace Analytical Services, LLC.

Pace Analytical Services, LLC
9800 Kincey Ave. Suite 100
Huntersville, NC 28078
(704)875-9092

QUALITY CONTROL DATA

Project: Hammond AP-1-CA-20250203
Pace Project No.: 92778486

QC Batch: 914889
QC Batch Method: EPA 7470A
Analysis Method: EPA 7470A
Analysis Description: 7470 Mercury
Laboratory: Pace Analytical Services - Asheville
Associated Lab Samples: 92778486001, 92778486002, 92778486003, 92778486004, 92778486005, 92778486006, 92778486007, 92778486008, 92778486009

METHOD BLANK: 4702575
Matrix: Water
Associated Lab Samples: 92778486001, 92778486002, 92778486003, 92778486004, 92778486005, 92778486006, 92778486007, 92778486008, 92778486009

Parameter	Units	Blank Result	Reporting Limit	MDL	Analyzed	Qualifiers
Mercury	mg/L	ND	0.00020	0.00012	02/11/25 14:07	

LABORATORY CONTROL SAMPLE: 4702576

Parameter	Units	Spike Conc.	LCS Result	LCS % Rec	% Rec Limits	Qualifiers
Mercury	mg/L	0.0025	0.0024	95	80-120	

MATRIX SPIKE & MATRIX SPIKE DUPLICATE: 4702577 4702578

Parameter	Units	92777579004 Result	MS Spike Conc.	MSD Spike Conc.	MS Result	MSD Result	MS % Rec	MSD % Rec	% Rec Limits	RPD	Max RPD	Qual
Mercury	mg/L	ND	0.0025	0.0025	0.0024	0.0023	94	93	75-125	1	25	

Results presented on this page are in the units indicated by the "Units" column except where an alternate unit is presented to the right of the result.

This report shall not be reproduced, except in full,
without the written consent of Pace Analytical Services, LLC.

Pace Analytical Services, LLC
9800 Kincey Ave. Suite 100
Huntersville, NC 28078
(704)875-9092

QUALITY CONTROL DATA

Project: Hammond AP-1-CA-20250203
Pace Project No.: 92778486

QC Batch: 914965
QC Batch Method: EPA 7470A
Analysis Method: EPA 7470A
Analysis Description: 7470 Mercury
Laboratory: Pace Analytical Services - Asheville
Associated Lab Samples: 92778486010, 92778486011, 92778486012

METHOD BLANK: 4702822
Matrix: Water
Associated Lab Samples: 92778486010, 92778486011, 92778486012

Parameter	Units	Blank Result	Reporting Limit	MDL	Analyzed	Qualifiers
Mercury	mg/L	ND	0.00020	0.00012	02/13/25 14:10	

LABORATORY CONTROL SAMPLE: 4702823

Parameter	Units	Spike Conc.	LCS Result	LCS % Rec	% Rec Limits	Qualifiers
Mercury	mg/L	0.0025	0.0022	88	80-120	

MATRIX SPIKE & MATRIX SPIKE DUPLICATE: 4702824 4702825

Parameter	Units	92778486010 Result	MS Spike Conc.	MSD Spike Conc.	MS Result	MSD Result	MS % Rec	MSD % Rec	% Rec Limits	RPD	Max RPD	Qual
Mercury	mg/L	ND	0.0025	0.0025	0.0023	0.0022	93	89	75-125	5	25	

Results presented on this page are in the units indicated by the "Units" column except where an alternate unit is presented to the right of the result.

This report shall not be reproduced, except in full,
without the written consent of Pace Analytical Services, LLC.

Pace Analytical Services, LLC
9800 Kincey Ave. Suite 100
Huntersville, NC 28078
(704)875-9092

QUALITY CONTROL DATA

Project: Hammond AP-1-CA-20250203
Pace Project No.: 92778486

QC Batch: 915023
QC Batch Method: SM 2320B-2011
Analysis Method: SM 2320B-2011
Analysis Description: 2320B Alkalinity
Laboratory: Pace Analytical Services - Asheville
Associated Lab Samples: 92778486001, 92778486002, 92778486007, 92778486008, 92778486009

METHOD BLANK: 4703162 Matrix: Water
Associated Lab Samples: 92778486001, 92778486002, 92778486007, 92778486008, 92778486009

Parameter	Units	Blank Result	Reporting Limit	MDL	Analyzed	Qualifiers
Alkalinity, Total as CaCO3	mg/L	ND	5.0	5.0	02/10/25 16:31	
Alkalinity,Bicarbonate (CaCO3)	mg/L	ND	5.0	5.0	02/10/25 16:31	
Alkalinity,Carbonate (CaCO3)	mg/L	ND	5.0	5.0	02/10/25 16:31	

LABORATORY CONTROL SAMPLE: 4703163

Parameter	Units	Spike Conc.	LCS Result	LCS % Rec	% Rec Limits	Qualifiers
Alkalinity, Total as CaCO3	mg/L	50	51.6	103	80-120	

LABORATORY CONTROL SAMPLE: 4703164

Parameter	Units	Spike Conc.	LCS Result	LCS % Rec	% Rec Limits	Qualifiers
Alkalinity, Total as CaCO3	mg/L	50	52.9	106	80-120	

MATRIX SPIKE & MATRIX SPIKE DUPLICATE: 4703165 4703166

Parameter	Units	92778494003 Result	MS Spike Conc.	MSD Spike Conc.	MS Result	MSD Result	MS % Rec	MSD % Rec	% Rec Limits	RPD	Max RPD	Qual
Alkalinity, Total as CaCO3	mg/L	7.1	50	50	53.2	52.2	92	90	80-120	2	25	

MATRIX SPIKE & MATRIX SPIKE DUPLICATE: 4703167 4703168

Parameter	Units	92778494004 Result	MS Spike Conc.	MSD Spike Conc.	MS Result	MSD Result	MS % Rec	MSD % Rec	% Rec Limits	RPD	Max RPD	Qual
Alkalinity, Total as CaCO3	mg/L	246	50	50	290	299	88	106	80-120	3	25	

Results presented on this page are in the units indicated by the "Units" column except where an alternate unit is presented to the right of the result.

This report shall not be reproduced, except in full,
without the written consent of Pace Analytical Services, LLC.

Pace Analytical Services, LLC
9800 Kincey Ave. Suite 100
Huntersville, NC 28078
(704)875-9092

QUALITY CONTROL DATA

Project: Hammond AP-1-CA-20250203
Pace Project No.: 92778486

QC Batch: 915650
QC Batch Method: SM 2320B-2011
Analysis Method: SM 2320B-2011
Analysis Description: 2320B Alkalinity
Laboratory: Pace Analytical Services - Asheville
Associated Lab Samples: 92778486003, 92778486004, 92778486005, 92778486006, 92778486010, 92778486011, 92778486012

METHOD BLANK: 4705927 Matrix: Water
Associated Lab Samples: 92778486003, 92778486004, 92778486005, 92778486006, 92778486010, 92778486011, 92778486012

Parameter	Units	Blank Result	Reporting Limit	MDL	Analyzed	Qualifiers
Alkalinity, Total as CaCO3	mg/L	ND	5.0	5.0	02/12/25 16:53	
Alkalinity,Bicarbonate (CaCO3)	mg/L	ND	5.0	5.0	02/12/25 16:53	
Alkalinity,Carbonate (CaCO3)	mg/L	ND	5.0	5.0	02/12/25 16:53	

LABORATORY CONTROL SAMPLE: 4705928

Parameter	Units	Spike Conc.	LCS Result	LCS % Rec	% Rec Limits	Qualifiers
Alkalinity, Total as CaCO3	mg/L	50	51.7	103	80-120	

LABORATORY CONTROL SAMPLE: 4705929

Parameter	Units	Spike Conc.	LCS Result	LCS % Rec	% Rec Limits	Qualifiers
Alkalinity, Total as CaCO3	mg/L	50	52.2	104	80-120	

MATRIX SPIKE & MATRIX SPIKE DUPLICATE: 4705930 4705931

Parameter	Units	92777634001 Result	MS Spike Conc.	MSD Spike Conc.	MS Result	MSD Result	MS % Rec	MSD % Rec	% Rec Limits	RPD	Max RPD	Qual
Alkalinity, Total as CaCO3	mg/L	163	50	50	220	223	115	120	80-120	1	25	

MATRIX SPIKE & MATRIX SPIKE DUPLICATE: 4705932 4705933

Parameter	Units	92777222002 Result	MS Spike Conc.	MSD Spike Conc.	MS Result	MSD Result	MS % Rec	MSD % Rec	% Rec Limits	RPD	Max RPD	Qual
Alkalinity, Total as CaCO3	mg/L	13.8	50	50	65.4	65.3	103	103	80-120	0	25	

Results presented on this page are in the units indicated by the "Units" column except where an alternate unit is presented to the right of the result.

This report shall not be reproduced, except in full,
without the written consent of Pace Analytical Services, LLC.

Pace Analytical Services, LLC
9800 Kincey Ave. Suite 100
Huntersville, NC 28078
(704)875-9092

QUALITY CONTROL DATA

Project: Hammond AP-1-CA-20250203
Pace Project No.: 92778486

QC Batch: 914807
QC Batch Method: SM 2540C-2015
Analysis Method: SM 2540C-2015
Analysis Description: 2540C Total Dissolved Solids
Laboratory: Pace Analytical Services - Asheville
Associated Lab Samples: 92778486001, 92778486002, 92778486007, 92778486008, 92778486009

METHOD BLANK: 4702382 Matrix: Water
Associated Lab Samples: 92778486001, 92778486002, 92778486007, 92778486008, 92778486009

Parameter	Units	Blank Result	Reporting Limit	MDL	Analyzed	Qualifiers
Total Dissolved Solids	mg/L	ND	25.0	25.0	02/08/25 13:01	

LABORATORY CONTROL SAMPLE: 4702383

Parameter	Units	Spike Conc.	LCS Result	LCS % Rec	% Rec Limits	Qualifiers
Total Dissolved Solids	mg/L	251	252	101	90-110	

SAMPLE DUPLICATE: 4702384

Parameter	Units	92778494001 Result	Dup Result	RPD	Max RPD	Qualifiers
Total Dissolved Solids	mg/L	386	380	2	25	

SAMPLE DUPLICATE: 4702385

Parameter	Units	92778486002 Result	Dup Result	RPD	Max RPD	Qualifiers
Total Dissolved Solids	mg/L	483	482	0	25	

Results presented on this page are in the units indicated by the "Units" column except where an alternate unit is presented to the right of the result.

This report shall not be reproduced, except in full,
without the written consent of Pace Analytical Services, LLC.

Pace Analytical Services, LLC
9800 Kincey Ave. Suite 100
Huntersville, NC 28078
(704)875-9092

QUALITY CONTROL DATA

Project: Hammond AP-1-CA-20250203
Pace Project No.: 92778486

QC Batch: 915152
QC Batch Method: SM 2540C-2015
Analysis Method: SM 2540C-2015
Analysis Description: 2540C Total Dissolved Solids
Laboratory: Pace Analytical Services - Asheville
Associated Lab Samples: 92778486003, 92778486004, 92778486005, 92778486006, 92778486010, 92778486011, 92778486012

METHOD BLANK: 4703776
Matrix: Water
Associated Lab Samples: 92778486003, 92778486004, 92778486005, 92778486006, 92778486010, 92778486011, 92778486012

Parameter	Units	Blank Result	Reporting Limit	MDL	Analyzed	Qualifiers
Total Dissolved Solids	mg/L	ND	25.0	25.0	02/11/25 12:03	

LABORATORY CONTROL SAMPLE: 4703777

Parameter	Units	Spike Conc.	LCS Result	LCS % Rec	% Rec Limits	Qualifiers
Total Dissolved Solids	mg/L	250	246	98	90-110	

SAMPLE DUPLICATE: 4703778

Parameter	Units	92778266001 Result	Dup Result	RPD	Max RPD	Qualifiers
Total Dissolved Solids	mg/L	124	114	8	25	

SAMPLE DUPLICATE: 4703779

Parameter	Units	92778486005 Result	Dup Result	RPD	Max RPD	Qualifiers
Total Dissolved Solids	mg/L	400	400	0	25	

Results presented on this page are in the units indicated by the "Units" column except where an alternate unit is presented to the right of the result.

This report shall not be reproduced, except in full,
without the written consent of Pace Analytical Services, LLC.

Pace Analytical Services, LLC
9800 Kincey Ave. Suite 100
Huntersville, NC 28078
(704)875-9092

QUALITY CONTROL DATA

Project: Hammond AP-1-CA-20250203
Pace Project No.: 92778486

QC Batch: 914751
QC Batch Method: SM 4500-S2D-2011
Analysis Method: SM 4500-S2D-2011
Analysis Description: 4500S2D Sulfide Water
Laboratory: Pace Analytical Services - Asheville
Associated Lab Samples: 92778486001, 92778486002, 92778486007, 92778486008

METHOD BLANK: 4702232 Matrix: Water
Associated Lab Samples: 92778486001, 92778486002, 92778486007, 92778486008

Parameter	Units	Blank Result	Reporting Limit	MDL	Analyzed	Qualifiers
Sulfide	mg/L	ND	0.10	0.022	02/08/25 03:36	

LABORATORY CONTROL SAMPLE: 4702233

Parameter	Units	Spike Conc.	LCS Result	LCS % Rec	% Rec Limits	Qualifiers
Sulfide	mg/L	0.5	0.51	103	80-120	

MATRIX SPIKE & MATRIX SPIKE DUPLICATE: 4702234 4702235

Parameter	Units	92778050001 Result	MS Spike Conc.	MSD Spike Conc.	MS Result	MSD Result	MS % Rec	MSD % Rec	% Rec Limits	RPD	Max RPD	Qual
Sulfide	mg/L	ND	0.5	0.5	0.51	0.54	101	108	80-120	6	10	

MATRIX SPIKE & MATRIX SPIKE DUPLICATE: 4702236 4702237

Parameter	Units	92778494009 Result	MS Spike Conc.	MSD Spike Conc.	MS Result	MSD Result	MS % Rec	MSD % Rec	% Rec Limits	RPD	Max RPD	Qual
Sulfide	mg/L	ND	0.5	0.5	0.46	0.47	93	93	80-120	0	10	

Results presented on this page are in the units indicated by the "Units" column except where an alternate unit is presented to the right of the result.

This report shall not be reproduced, except in full,
without the written consent of Pace Analytical Services, LLC.

Pace Analytical Services, LLC
9800 Kincey Ave. Suite 100
Huntersville, NC 28078
(704)875-9092

QUALITY CONTROL DATA

Project: Hammond AP-1-CA-20250203
Pace Project No.: 92778486

QC Batch: 914753
QC Batch Method: SM 4500-S2D-2011
Analysis Method: SM 4500-S2D-2011
Analysis Description: 4500S2D Sulfide Water
Laboratory: Pace Analytical Services - Asheville
Associated Lab Samples: 92778486003, 92778486004, 92778486005, 92778486006, 92778486009, 92778486010, 92778486011, 92778486012

METHOD BLANK: 4702242 Matrix: Water
Associated Lab Samples: 92778486003, 92778486004, 92778486005, 92778486006, 92778486009, 92778486010, 92778486011, 92778486012

Parameter	Units	Blank Result	Reporting Limit	MDL	Analyzed	Qualifiers
Sulfide	mg/L	ND	0.10	0.022	02/08/25 03:49	

LABORATORY CONTROL SAMPLE: 4702243

Parameter	Units	Spike Conc.	LCS Result	LCS % Rec	% Rec Limits	Qualifiers
Sulfide	mg/L	0.5	0.52	103	80-120	

MATRIX SPIKE & MATRIX SPIKE DUPLICATE: 4702244 4702245

Parameter	Units	92778486009 Result	MS Spike Conc.	MSD Spike Conc.	MS Result	MSD Result	MS % Rec	MSD % Rec	% Rec Limits	RPD	Max RPD	Qual
Sulfide	mg/L	ND	0.5	0.5	0.51	0.48	102	95	80-120	7	10	

MATRIX SPIKE & MATRIX SPIKE DUPLICATE: 4702246 4702247

Parameter	Units	92777989003 Result	MS Spike Conc.	MSD Spike Conc.	MS Result	MSD Result	MS % Rec	MSD % Rec	% Rec Limits	RPD	Max RPD	Qual
Sulfide	mg/L	ND	0.5	0.5	0.51	0.55	101	110	80-120	9	10	

Results presented on this page are in the units indicated by the "Units" column except where an alternate unit is presented to the right of the result.

This report shall not be reproduced, except in full,
without the written consent of Pace Analytical Services, LLC.

Pace Analytical Services, LLC
9800 Kincey Ave. Suite 100
Huntersville, NC 28078
(704)875-9092

QUALITY CONTROL DATA

Project: Hammond AP-1-CA-20250203
Pace Project No.: 92778486

QC Batch: 914792
QC Batch Method: EPA 300.0 Rev 2.1 1993
Analysis Method: EPA 300.0 Rev 2.1 1993
Analysis Description: 300.0 IC Anions
Laboratory: Pace Analytical Services - Asheville
Associated Lab Samples: 92778486001

METHOD BLANK: 4702337 Matrix: Water
Associated Lab Samples: 92778486001

Parameter	Units	Blank Result	Reporting Limit	MDL	Analyzed	Qualifiers
Chloride	mg/L	ND	1.0	0.60	02/08/25 21:17	
Fluoride	mg/L	ND	0.10	0.050	02/08/25 21:17	
Sulfate	mg/L	ND	1.0	0.50	02/08/25 21:17	

LABORATORY CONTROL SAMPLE: 4702338

Parameter	Units	Spike Conc.	LCS Result	LCS % Rec	% Rec Limits	Qualifiers
Chloride	mg/L	50	51.4	103	90-110	
Fluoride	mg/L	2.5	2.6	104	90-110	
Sulfate	mg/L	50	52.2	104	90-110	

MATRIX SPIKE & MATRIX SPIKE DUPLICATE: 4702339 4702340

Parameter	Units	92778538006 Result	MS Spike Conc.	MSD Spike Conc.	MS Result	MSD Result	MS % Rec	MSD % Rec	% Rec Limits	RPD	Max RPD	Qual
Chloride	mg/L	28.7	50	50	79.0	78.0	101	99	90-110	1	10	
Fluoride	mg/L	0.055J	2.5	2.5	2.7	2.6	105	103	90-110	1	10	
Sulfate	mg/L	110	50	50	150	149	80	78	90-110	1	10	M1

MATRIX SPIKE & MATRIX SPIKE DUPLICATE: 4702341 4702342

Parameter	Units	92778538016 Result	MS Spike Conc.	MSD Spike Conc.	MS Result	MSD Result	MS % Rec	MSD % Rec	% Rec Limits	RPD	Max RPD	Qual
Chloride	mg/L	1.4	50	50	50.5	52.0	98	101	90-110	3	10	
Fluoride	mg/L	0.073J	2.5	2.5	2.6	2.7	101	104	90-110	3	10	
Sulfate	mg/L	11.6	50	50	61.1	62.5	99	102	90-110	2	10	

Results presented on this page are in the units indicated by the "Units" column except where an alternate unit is presented to the right of the result.

This report shall not be reproduced, except in full,
without the written consent of Pace Analytical Services, LLC.

Pace Analytical Services, LLC
9800 Kincey Ave. Suite 100
Huntersville, NC 28078
(704)875-9092

QUALITY CONTROL DATA

Project: Hammond AP-1-CA-20250203
Pace Project No.: 92778486

QC Batch: 914829
QC Batch Method: EPA 300.0 Rev 2.1 1993
Analysis Method: EPA 300.0 Rev 2.1 1993
Analysis Description: 300.0 IC Anions
Laboratory: Pace Analytical Services - Asheville
Associated Lab Samples: 92778486002, 92778486003, 92778486004, 92778486005, 92778486006, 92778486007, 92778486008, 92778486009, 92778486010, 92778486011, 92778486012

METHOD BLANK: 4702454 Matrix: Water
Associated Lab Samples: 92778486002, 92778486003, 92778486004, 92778486005, 92778486006, 92778486007, 92778486008, 92778486009, 92778486010, 92778486011, 92778486012

Parameter	Units	Blank Result	Reporting Limit	MDL	Analyzed	Qualifiers
Chloride	mg/L	ND	1.0	0.60	02/08/25 15:27	
Fluoride	mg/L	ND	0.10	0.050	02/08/25 15:27	
Sulfate	mg/L	ND	1.0	0.50	02/08/25 15:27	

LABORATORY CONTROL SAMPLE: 4702455

Parameter	Units	Spike Conc.	LCS Result	LCS % Rec	% Rec Limits	Qualifiers
Chloride	mg/L	50	51.0	102	90-110	
Fluoride	mg/L	2.5	2.7	108	90-110	
Sulfate	mg/L	50	51.2	102	90-110	

MATRIX SPIKE & MATRIX SPIKE DUPLICATE: 4702456 4702457

Parameter	Units	92778486002 Result	MS Spike Conc.	MSD Spike Conc.	MS Result	MSD Result	MS % Rec	MSD % Rec	% Rec Limits	RPD	Max RPD	Qual
Chloride	mg/L	19.6	50	50	68.9	70.0	99	101	90-110	2	10	
Fluoride	mg/L	0.18	2.5	2.5	2.7	2.7	100	102	90-110	2	10	
Sulfate	mg/L	170	50	50	209	209	77	78	90-110	0	10	M1

MATRIX SPIKE & MATRIX SPIKE DUPLICATE: 4702458 4702459

Parameter	Units	92778486009 Result	MS Spike Conc.	MSD Spike Conc.	MS Result	MSD Result	MS % Rec	MSD % Rec	% Rec Limits	RPD	Max RPD	Qual
Chloride	mg/L	17.4	50	50	66.9	66.1	99	97	90-110	1	10	
Fluoride	mg/L	0.32	2.5	2.5	2.8	2.8	100	98	90-110	2	10	
Sulfate	mg/L	173	50	50	213	211	81	77	90-110	1	10	M1

Results presented on this page are in the units indicated by the "Units" column except where an alternate unit is presented to the right of the result.

This report shall not be reproduced, except in full,
without the written consent of Pace Analytical Services, LLC.

Pace Analytical Services, LLC
9800 Kincey Ave. Suite 100
Huntersville, NC 28078
(704)875-9092

QUALITY CONTROL DATA

Project: Hammond AP-1-CA-20250203
Pace Project No.: 92778486

QC Batch: 923197
QC Batch Method: EPA 3005A
Analysis Method: EPA 6020B
Analysis Description: WC 6020B MET
Laboratory: Pace Analytical Services - West Columbia
Associated Lab Samples: 92778486001, 92778486002, 92778486003, 92778486004, 92778486005, 92778486006, 92778486007, 92778486008, 92778486009, 92778486010, 92778486011, 92778486012

METHOD BLANK: 4743181
Matrix: Water
Associated Lab Samples: 92778486001, 92778486002, 92778486003, 92778486004, 92778486005, 92778486006, 92778486007, 92778486008, 92778486009, 92778486010, 92778486011, 92778486012

Parameter	Units	Blank Result	Reporting Limit	MDL	Analyzed	Qualifiers
Antimony	mg/L	ND	0.0030	0.00050	03/20/25 12:33	
Arsenic	mg/L	ND	0.0050	0.0012	03/20/25 12:33	
Barium	mg/L	ND	0.0050	0.0012	03/20/25 12:33	
Beryllium	mg/L	ND	0.00050	0.00015	03/20/25 12:33	
Boron	mg/L	ND	0.040	0.0062	03/20/25 16:02	
Cadmium	mg/L	ND	0.00050	0.00012	03/20/25 12:33	
Calcium	mg/L	ND	1.0	0.10	03/20/25 12:33	
Chromium	mg/L	ND	0.0050	0.0012	03/20/25 12:33	
Cobalt	mg/L	ND	0.0050	0.0012	03/20/25 12:33	
Iron	mg/L	ND	0.040	0.012	03/20/25 12:33	
Lead	mg/L	ND	0.0010	0.00025	03/20/25 12:33	
Magnesium	mg/L	ND	0.050	0.010	03/20/25 12:33	
Manganese	mg/L	ND	0.040	0.0012	03/20/25 12:33	
Molybdenum	mg/L	ND	0.010	0.0025	03/20/25 12:33	
Potassium	mg/L	ND	0.50	0.10	03/20/25 12:33	
Selenium	mg/L	ND	0.0050	0.0012	03/20/25 12:33	
Sodium	mg/L	ND	1.0	0.15	03/20/25 12:33	
Thallium	mg/L	ND	0.0010	0.00015	03/20/25 12:33	

LABORATORY CONTROL SAMPLE: 4743182

Parameter	Units	Spike Conc.	LCS Result	LCS % Rec	% Rec Limits	Qualifiers
Antimony	mg/L	0.1	0.093	93	80-120	
Arsenic	mg/L	0.1	0.097	97	80-120	
Barium	mg/L	0.1	0.094	94	80-120	
Beryllium	mg/L	0.1	0.096	96	80-120	
Boron	mg/L	0.1	0.095	95	80-120	
Cadmium	mg/L	0.1	0.095	95	80-120	
Calcium	mg/L	1	0.99J	99	80-120	
Chromium	mg/L	0.1	0.098	98	80-120	
Cobalt	mg/L	0.1	0.10	103	80-120	
Iron	mg/L	1	0.99	99	80-120	
Lead	mg/L	0.1	0.10	102	80-120	
Magnesium	mg/L	1	0.97	97	80-120	
Manganese	mg/L	0.1	0.096	96	80-120	
Molybdenum	mg/L	0.1	0.095	95	80-120	
Potassium	mg/L	1	1.0	103	80-120	

Results presented on this page are in the units indicated by the "Units" column except where an alternate unit is presented to the right of the result.

This report shall not be reproduced, except in full,
without the written consent of Pace Analytical Services, LLC.

Pace Analytical Services, LLC
9800 Kincey Ave. Suite 100
Huntersville, NC 28078
(704)875-9092

QUALITY CONTROL DATA

Project: Hammond AP-1-CA-20250203
Pace Project No.: 92778486

LABORATORY CONTROL SAMPLE: 4743182

Parameter	Units	Spike Conc.	LCS Result	LCS % Rec	% Rec Limits	Qualifiers
Selenium	mg/L	0.1	0.096	96	80-120	
Sodium	mg/L	1	1.0	104	80-120	
Thallium	mg/L	0.1	0.099	99	80-120	

MATRIX SPIKE & MATRIX SPIKE DUPLICATE: 4743183 4743184

Parameter	Units	92778486012 Result	MS Spike Conc.	MSD Spike Conc.	MS Result	MSD Result	MS % Rec	MSD % Rec	% Rec Limits	RPD	Max RPD	Qual
Antimony	mg/L	ND	0.1	0.1	0.096	0.095	96	95	75-125	1	20	
Arsenic	mg/L	0.26	0.1	0.1	0.34	0.34	82	81	75-125	0	20	
Barium	mg/L	0.043	0.1	0.1	0.14	0.14	96	96	75-125	1	20	
Beryllium	mg/L	ND	0.1	0.1	0.092	0.092	92	92	75-125	1	20	
Boron	mg/L	0.77	0.1	0.1	0.88	0.87	103	94	75-125	1	20	
Cadmium	mg/L	ND	0.1	0.1	0.096	0.096	96	96	75-125	0	20	
Calcium	mg/L	115	1	1	117	117	195	232	75-125	0	20	M1
Chromium	mg/L	ND	0.1	0.1	0.098	0.098	98	98	75-125	0	20	
Cobalt	mg/L	0.019	0.1	0.1	0.10	0.10	84	83	75-125	1	20	
Iron	mg/L	11.3	1	1	12.3	12.0	100	67	75-125	3	20	M1
Lead	mg/L	ND	0.1	0.1	0.098	0.098	98	98	75-125	0	20	
Magnesium	mg/L	16.7	1	1	17.4	17.5	68	80	75-125	1	20	M1
Manganese	mg/L	2.8	0.1	0.1	2.9	2.9	106	117	75-125	0	20	
Molybdenum	mg/L	0.015	0.1	0.1	0.11	0.11	96	96	75-125	0	20	
Potassium	mg/L	5.5	1	1	6.6	6.5	106	100	75-125	1	20	
Selenium	mg/L	ND	0.1	0.1	0.081	0.081	81	81	75-125	0	20	
Sodium	mg/L	8.8	1	1	9.7	9.7	92	91	75-125	0	20	
Thallium	mg/L	ND	0.1	0.1	0.095	0.095	95	95	75-125	0	20	

Results presented on this page are in the units indicated by the "Units" column except where an alternate unit is presented to the right of the result.

This report shall not be reproduced, except in full,
without the written consent of Pace Analytical Services, LLC.

Pace Analytical Services, LLC
9800 Kincey Ave. Suite 100
Huntersville, NC 28078
(704)875-9092

QUALIFIERS

Project: Hammond AP-1-CA-20250203
Pace Project No.: 92778486

DEFINITIONS

DF - Dilution Factor, if reported, represents the factor applied to the reported data due to dilution of the sample aliquot.

ND - Not Detected at or above adjusted reporting limit.

TNTC - Too Numerous To Count

J - Estimated concentration above the adjusted method detection limit and below the adjusted reporting limit.

MDL - Adjusted Method Detection Limit.

PQL - Practical Quantitation Limit.

RL - Reporting Limit - The lowest concentration value that meets project requirements for quantitative data with known precision and bias for a specific analyte in a specific matrix.

S - Surrogate

1,2-Diphenylhydrazine decomposes to and cannot be separated from Azobenzene using Method 8270. The result for each analyte is a combined concentration.

Consistent with EPA guidelines, unrounded data are displayed and have been used to calculate % recovery and RPD values.

LCS(D) - Laboratory Control Sample (Duplicate)

MS(D) - Matrix Spike (Duplicate)

DUP - Sample Duplicate

RPD - Relative Percent Difference

NC - Not Calculable.

SG - Silica Gel - Clean-Up

U - Indicates the compound was analyzed for, but not detected.

Acid preservation may not be appropriate for 2 Chloroethylvinyl ether.

A separate vial preserved to a pH of 4-5 is recommended in SW846 Chapter 4 for the analysis of Acrolein and Acrylonitrile by EPA Method 8260.

N-Nitrosodiphenylamine decomposes and cannot be separated from Diphenylamine using Method 8270. The result reported for each analyte is a combined concentration.

Reported results are not rounded until the final step prior to reporting. Therefore, calculated parameters that are typically reported as "Total" may vary slightly from the sum of the reported component parameters.

Pace Analytical is TNI accredited. Contact your Pace PM for the current list of accredited analytes.

TNI - The NELAC Institute.

ANALYTE QUALIFIERS

J	Analyte detected below the reporting limit, therefore result is an estimate. This qualifier is also used for all TICs.
M1	Matrix spike recovery exceeded QC limits. Batch accepted based on laboratory control sample (LCS) recovery.

This report shall not be reproduced, except in full,
without the written consent of Pace Analytical Services, LLC.

Pace Analytical Services, LLC
9800 Kincey Ave. Suite 100
Huntersville, NC 28078
(704)875-9092

QUALITY CONTROL DATA CROSS REFERENCE TABLE

Project: Hammond AP-1-CA-20250203
Pace Project No.: 92778486

Lab ID	Sample ID	QC Batch Method	QC Batch	Analytical Method	Analytical Batch
92778486001	**HAM-PT-07**	3015	2464154	EPA 6020B	2464154
92778486002	**HAM-PT-08**	3015	2464154	EPA 6020B	2464154
92778486003	**HAM-PT-09**	3015	2464154	EPA 6020B	2464154
92778486004	**HAM-PT-10**	3015	2464154	EPA 6020B	2464154
92778486005	**HAM-PT-11**	3015	2464154	EPA 6020B	2464154
92778486006	**HAM-PT-12**	3015	2464154	EPA 6020B	2464154
92778486007	**HAM-PT-13**	3015	2464154	EPA 6020B	2464154
92778486008	**HAM-PT-14**	3015	2464154	EPA 6020B	2464154
92778486009	**HAM-PT-15**	3015	2464154	EPA 6020B	2464154
92778486010	**HAM-AP1-EB-01**	3015	2464154	EPA 6020B	2464154
92778486011	**HAM-AP1-FB-01**	3015	2464154	EPA 6020B	2464154
92778486012	**HAM-AP1-FD-01**	3015	2464154	EPA 6020B	2464154
92778486001	**HAM-PT-07**	EPA 7470A	914889	EPA 7470A	915003
92778486002	**HAM-PT-08**	EPA 7470A	914889	EPA 7470A	915003
92778486003	**HAM-PT-09**	EPA 7470A	914889	EPA 7470A	915003
92778486004	**HAM-PT-10**	EPA 7470A	914889	EPA 7470A	915003
92778486005	**HAM-PT-11**	EPA 7470A	914889	EPA 7470A	915003
92778486006	**HAM-PT-12**	EPA 7470A	914889	EPA 7470A	915003
92778486007	**HAM-PT-13**	EPA 7470A	914889	EPA 7470A	915003
92778486008	**HAM-PT-14**	EPA 7470A	914889	EPA 7470A	915003
92778486009	**HAM-PT-15**	EPA 7470A	914889	EPA 7470A	915003
92778486010	**HAM-AP1-EB-01**	EPA 7470A	914965	EPA 7470A	915313
92778486011	**HAM-AP1-FB-01**	EPA 7470A	914965	EPA 7470A	915313
92778486012	**HAM-AP1-FD-01**	EPA 7470A	914965	EPA 7470A	915313
92778486001	**HAM-PT-07**	SM 2320B-2011	915023		
92778486002	**HAM-PT-08**	SM 2320B-2011	915023		
92778486003	**HAM-PT-09**	SM 2320B-2011	915650		
92778486004	**HAM-PT-10**	SM 2320B-2011	915650		
92778486005	**HAM-PT-11**	SM 2320B-2011	915650		
92778486006	**HAM-PT-12**	SM 2320B-2011	915650		
92778486007	**HAM-PT-13**	SM 2320B-2011	915023		
92778486008	**HAM-PT-14**	SM 2320B-2011	915023		
92778486009	**HAM-PT-15**	SM 2320B-2011	915023		
92778486010	**HAM-AP1-EB-01**	SM 2320B-2011	915650		
92778486011	**HAM-AP1-FB-01**	SM 2320B-2011	915650		
92778486012	**HAM-AP1-FD-01**	SM 2320B-2011	915650		
92778486001	**HAM-PT-07**	SM 2540C-2015	914807		
92778486002	**HAM-PT-08**	SM 2540C-2015	914807		
92778486003	**HAM-PT-09**	SM 2540C-2015	915152		
92778486004	**HAM-PT-10**	SM 2540C-2015	915152		
92778486005	**HAM-PT-11**	SM 2540C-2015	915152		
92778486006	**HAM-PT-12**	SM 2540C-2015	915152		
92778486007	**HAM-PT-13**	SM 2540C-2015	914807		
92778486008	**HAM-PT-14**	SM 2540C-2015	914807		

This report shall not be reproduced, except in full,
without the written consent of Pace Analytical Services, LLC.

Pace Analytical Services, LLC
9800 Kincey Ave. Suite 100
Huntersville, NC 28078
(704)875-9092

QUALITY CONTROL DATA CROSS REFERENCE TABLE

Project: Hammond AP-1-CA-20250203
Pace Project No.: 92778486

Lab ID	Sample ID	QC Batch Method	QC Batch	Analytical Method	Analytical Batch
92778486009	**HAM-PT-15**	SM 2540C-2015	914807		
92778486010	**HAM-AP1-EB-01**	SM 2540C-2015	915152		
92778486011	**HAM-AP1-FB-01**	SM 2540C-2015	915152		
92778486012	**HAM-AP1-FD-01**	SM 2540C-2015	915152		
92778486001	**HAM-PT-07**	SM 4500-S2D-2011	914751		
92778486002	**HAM-PT-08**	SM 4500-S2D-2011	914751		
92778486003	**HAM-PT-09**	SM 4500-S2D-2011	914753		
92778486004	**HAM-PT-10**	SM 4500-S2D-2011	914753		
92778486005	**HAM-PT-11**	SM 4500-S2D-2011	914753		
92778486006	**HAM-PT-12**	SM 4500-S2D-2011	914753		
92778486007	**HAM-PT-13**	SM 4500-S2D-2011	914751		
92778486008	**HAM-PT-14**	SM 4500-S2D-2011	914751		
92778486009	**HAM-PT-15**	SM 4500-S2D-2011	914753		
92778486010	**HAM-AP1-EB-01**	SM 4500-S2D-2011	914753		
92778486011	**HAM-AP1-FB-01**	SM 4500-S2D-2011	914753		
92778486012	**HAM-AP1-FD-01**	SM 4500-S2D-2011	914753		
92778486001	**HAM-PT-07**	EPA 300.0 Rev 2.1 1993	914792		
92778486002	**HAM-PT-08**	EPA 300.0 Rev 2.1 1993	914829		
92778486003	**HAM-PT-09**	EPA 300.0 Rev 2.1 1993	914829		
92778486004	**HAM-PT-10**	EPA 300.0 Rev 2.1 1993	914829		
92778486005	**HAM-PT-11**	EPA 300.0 Rev 2.1 1993	914829		
92778486006	**HAM-PT-12**	EPA 300.0 Rev 2.1 1993	914829		
92778486007	**HAM-PT-13**	EPA 300.0 Rev 2.1 1993	914829		
92778486008	**HAM-PT-14**	EPA 300.0 Rev 2.1 1993	914829		
92778486009	**HAM-PT-15**	EPA 300.0 Rev 2.1 1993	914829		
92778486010	**HAM-AP1-EB-01**	EPA 300.0 Rev 2.1 1993	914829		
92778486011	**HAM-AP1-FB-01**	EPA 300.0 Rev 2.1 1993	914829		
92778486012	**HAM-AP1-FD-01**	EPA 300.0 Rev 2.1 1993	914829		
92778486001	**HAM-PT-07**	EPA 3005A	923197	EPA 6020B	923913
92778486002	**HAM-PT-08**	EPA 3005A	923197	EPA 6020B	923913
92778486003	**HAM-PT-09**	EPA 3005A	923197	EPA 6020B	923913
92778486004	**HAM-PT-10**	EPA 3005A	923197	EPA 6020B	923913
92778486005	**HAM-PT-11**	EPA 3005A	923197	EPA 6020B	923913
92778486006	**HAM-PT-12**	EPA 3005A	923197	EPA 6020B	923913
92778486007	**HAM-PT-13**	EPA 3005A	923197	EPA 6020B	923913
92778486008	**HAM-PT-14**	EPA 3005A	923197	EPA 6020B	923913
92778486009	**HAM-PT-15**	EPA 3005A	923197	EPA 6020B	923913
92778486010	**HAM-AP1-EB-01**	EPA 3005A	923197	EPA 6020B	923913
92778486011	**HAM-AP1-FB-01**	EPA 3005A	923197	EPA 6020B	923913
92778486012	**HAM-AP1-FD-01**	EPA 3005A	923197	EPA 6020B	923913

This report shall not be reproduced, except in full,
without the written consent of Pace Analytical Services, LLC.

Pace ANALYTICAL SERVICES

Effective Date: 05/24/2024

ɔratory receiving samples:
heville ☐ Eden ☐ Greenwood ☐ Huntersville ☐ Raleigh ☐ Mechanicsville ☐ Atlanta ☑ Kernersville ☐

WO# : 92778486
92778486

Sample Condition Upon Receipt

Client Name: Ga Power

Project #

ırier: Commercial ☐ Fed Ex ☐ UPS ☐ USPS ☐ Client ☑ Pace ☐ Other:

:tody Seal Present? ☑ Yes ☐ No Seals Intact? ☑ Yes ☐ No ☐ N/A

Date/Initials Person Examining Contents: 2/7/25 NA

:king Material: ☑ Bubble Wrap ☐ Bubble Bags ☐ None ☐ Other

Biological Tissue Frozen? ☐ Yes ☐ No ☑ N/A

ɜrmometer: ☑ IR Gun ID: 230

Type of Ice: ☑ Wet ☐ Blue ☐ None

ɔler Temp: 3.1

Correction Factor: Add/Subtract (°C) +0.1

Temp should be above freezing to 6°C
☐ Samples out of temp criteria. Samples on ice, cooling process has begun

ɔler Temp Corrected (°C): 3.2

DA Regulated Soil (☐ N/A, water sample)

Did samples originate in a quarantine zone within the United States: CA, NY, or SC (check maps)? ☐ Yes ☐ No

Did samples originate from a foreign source (internationally, including Hawaii and Puerto Rico)? ☐ Yes ☐ No

				Comments/Discrepancy:
Chain of Custody Present?	☑ Yes	☐ No	☐ N/A	1.
Samples Arrived within Hold Time?	☑ Yes	☐ No	☐ N/A	2.
Short Hold Time Analysis (<72 hr.)?	☑ Yes	☐ No	☐ N/A	3.
Rush Turn Around Time Requested?	☐ Yes	☑ No	☐ N/A	4.
Sufficient Volume?	☑ Yes	☐ No	☐ N/A	5.
Correct Containers Used?	☑ Yes	☐ No	☐ N/A	6.
-Pace Containers Used?	☑ Yes	☐ No	☐ N/A	
Containers Intact?	☑ Yes	☐ No	☐ N/A	7.
Dissolved analysis: Samples Field Filtered? 1/7/25	~~☑ Yes~~	☐ No	☑ N/A	8.
Sample Labels Match COC? SM	☑ Yes	☐ No	☐ N/A	9.
-Includes Date/Time/ID/Analysis Matrix: W				
Headspace in VOA Vials (>5-6mm)?	☐ Yes	☐ No	☑ N/A	10.
Trip Blank Present?	☐ Yes	☐ No	☑ N/A	11.
Trip Blank Custody Seals Present?	☐ Yes	☐ No	☑ N/A	

Field Data Required? ☐ Yes ☐ No

ɴMMENTS/SAMPLE DISCREPANCY

Lot ID of split containers:

ɴT NOTIFICATION/RESOLUTION

rson contacted: Date/Time:

Project Manager SCURF Review: Date:

Project Manager SRF Review: Date:

Page 1 of 2

altrax ID: 69614

DC#_Title: ENV-FRM-HUN1-0083 v05_Sample Condition Upon Receipt

Effective Date: 05/24/2024

WO#: 92778486

PM: BV Due Date: 02/24/25

CLIENT: 92- GP-HAM

*Check mark top half of box if pH and/or dechlorination is verified and within the acceptance range for preservation samples.

Exceptions: VOA, Coliform, TOC, Oil and Grease, DRO/8015 (water) DOC, LLHg

**Bottom half of box is to list number of bottles

***Check all unpreserved Nitrates for chlorine

Project #

Laboratory Receiving Location: Asheville ☐ Eden ☐ Greenwood ☐ Huntersville ☐ Raleigh ☐ Mechanicsville ☐ Atlanta ☐ Kernersville ☐

Client_____ Profile/EZ (Circle one)_____ Notes_____

Item#	BP4U-125 mL Plastic Unpreserved (N/A) (Cl-)	BP3U-250 mL Plastic Unpreserved (N/A)	BP2U-500 mL Plastic Unpreserved (N/A)	BP1U-1 liter Plastic Unpreserved (N/A)		BP4S-125 mL Plastic H2SO4 (pH < 2) (Cl-)	BP3N-250 mL plastic HNO3 (pH < 2)	BP4Z-125 mL Plastic ZN Acetate & NaOH (>9)	BP4B-125 mL Plastic NaOH (pH > 12) (Cl-)	WGFU-Wide-mouthed Glass Jar Unpreserved	AG1U-1 liter Amber Unpreserved (N/A) (Cl-)	AG1H-1 liter Amber HCl (pH < 2)	AG3U-250 mL Amber Unpreserved (N/A) (Cl-)	AG1S-1 liter Amber H2SO4 (pH < 2)	AG3S-250 mL Amber H2SO4 (pH < 2)	DG9A-40 mL Amber NH4Cl (N/A)(Cl-)	DG9H-40 mL VOA HCl (N/A)	VG9T-40 mL VOA Na2S2O3 (N/A)	VG9U-40 mL VOA Unpreserved (N/A)	DG9V-40 mL VOA H3PO4 (N/A)	KP7U-50 mL Plastic Unpreserved (N/A)	V/GK (3 vials per kit)-VPH/Gas kit (N/A)	SP5T-125 mL Sterile Plastic (N/A – lab)	SP2T-250 mL Sterile Plastic (N/A – lab)		BP3R-250 mL Plastic (NH2)2SO4 (9.3-9.7)	AG0U-100 mL Amber Unpreserved (N/A) (Cl-)	VSGU-20 mL Scintillation vials (N/A)	DG8U-40 mL Amber Unpreserved vials (N/A)
CC																													
1		2	1				2	1																					
2		2	1				2	1																					
3		2	1				2	1																					
4		2	1				2	1																					
5		2	1				2	1																					
6		2	1				2	1																					
7		2	1				2	1																					
8		2	1				2	1																					
9		2	1				2	1																					
10		2	1				2	1																					
11		2	1				2	1																					
12		3	1				2	1																					

pH Adjustment Log for Preserved Samples

Sample ID	Type of Preservative	pH upon receipt	Date preservation adjusted	Time preservation adjusted	Amount of Preservative added	Lot #

Note: Whenever there is a discrepancy affecting North Carolina compliance samples, a copy of this form will be sent to the North Carolina DENR Certification Office (i.e. Out of hold, incorrect preservative, out of temp, incorrect containers.

Qualtrax ID: 69614

Pace Analytical

CHAIN-OF-CUSTODY / Analytical Request Document

The Chain-of-Custody is a LEGAL DOCUMENT. All relevant fields must be completed accurately.

Page: | of |

Section A Required Client Information:

Company:	GA Power
Address:	Atlanta, GA
Email To:	SCS Contacts
Phone:	Fax:
Requested Due Date/TAT:	10 Day

Section B Required Project Information:

Report To:	SCS Contacts
Copy To:	Geosyntec Contacts
Purchase Order No.:	GPC82474-0001
Project Name:	Hammond AP-1
Project Number:	

Section C Invoice Information:

Attention:	Southern Co.
Company Name:	
Address:	
Pace Quote Reference:	
Pace Project Manager:	Bonnie Vang
Pace Profile #:	16483

REGULATORY AGENCY

☐ NPDES ☐ GROUND WATER ☐ DRINKING WATER
☐ UST ☐ RCRA ☑ OTHER CCR

Site Location STATE: GA

Section D Required Client Information

SAMPLE ID (A-Z, 0-9 / ,-) Sample IDs MUST BE UNIQUE

Valid Matrix Codes

MATRIX	CODE
DRINKING WATER	DW
WATER	WT
WASTE WATER	WW
PRODUCT	P
SOIL/SOLID	SL
OIL	OL
WIPE	WP
AIR	AR
OTHER	OT
TISSUE	TS

Requested Analysis Filtered (Y/N)

ITEM #	SAMPLE ID	MATRIX CODE (see valid codes to left)	SAMPLE TYPE (G=GRAB C=COMP)	COLLECTED COMPOSITE DATE	COLLECTED COMPOSITE TIME	COLLECTED COMPOSITE DATE	COLLECTED COMPOSITE TIME	SAMPLE TEMP AT COLLECTION	# OF CONTAINERS	Unpreserved	H_2SO_4	HNO_3	HCl	NaOH	$Na_2S_2O_3$	Methanol	Other	Analysis Test Y/N	Chloride, Fluoride, Sulfate	Full App. III and IV metals	Major ions (Profile 10839-2)	TDS	Residual Chlorine (Y/N)	Pace Project No./ Lab I.D.
										Preservatives									N	N	N	N		
1	HAM-PT-07	WG	G	2/4/2025	1155			19	6	3		2					1		x	x	x	x	N	
2	HAM-PT-08	WG	G	2/4/2025	1339			19	6	3		2					1		x	x	x	x	N	
3	HAM-PT-09	WG	G	2/5/2025	1121			19	6	3		2					1		x	x	x	x	N	
4	HAM-PT-10	WG	G	2/5/2025	1000			18	6	3		2					1		x	x	x	x	N	
5	HAM-PT-11	WG	G	2/5/2025	1001			18	6	3		2					1		x	x	x	x	N	
6	HAM-PT-12	WG	G	2/5/2025	1141			19	6	3		2					1		x	x	x	x	N	
7	HAM-PT-13	WG	G	2/4/2025	1005			18	6	3		2					1		x	x	x	x	N	
8	HAM-PT-14	WG	G	2/4/2025	1008			18	6	3		2					1		x	x	x	x	N	
9	HAM-PT-15	WG	G	2/4/2025	1455			20	6	3		2					1		x	x	x	x	N	
10	HAM-AP1-EB-01	WQ	G	2/5/2025	1230			19	6	3		2					1		x	x	x	x	N	
11	HAM-AP1-FB-01	WQ	G	2/5/2025	1220			19	6	3		2					1		x	x	x	x	N	
12	HAM-AP1-FD-01	WG	G	2/4/2025	0000			19	6	3		2					1		x	x	x	x	N	

ADDITIONAL COMMENTS	RELINQUISHED BY / AFFILIATION	DATE	TIME	ACCEPTED BY / AFFILIATION	DATE	TIME	SAMPLE CONDITIONS
Task Code: HAM-CCR-CA-20250203	Zain Webb / Geosyntec	2/7/25	0800	Thomas Hessler / Pace	2/7/2025	0800	
	Thomas Hessler / Pace	2/7/2025	0845	Ryan Williams / Pace	2/7/2025	0845	
	Ryan Williams / Pace	2/7/2025	1535		2/7/25	1535	

SAMPLER NAME AND SIGNATURE

PRINT Name of SAMPLER: Zain Webb, Tristan Halterman / Geosyntec Consultants, Inc.

SIGNATURE of SAMPLER: Zain Webb, Tristan H. DATE Signed (MM/DD/YY): 2/6/25

Temp in °C	Received on ice (Y/N)	Custody Sealed Cooler (Y/N)	Samples Intact (Y/N)

*Important Note: By signing this form you are accepting Pace's NET 30 day payment terms and agreeing to late charges of 1.5% per month for any invoices not paid within 30 days.

F-ALL-Q-020rev.07, 15-Feb-2007

Pace Analytical Services, LLC
9800 Kincey Ave. Suite 100
Huntersville, NC 28078
(704)875-9092

April 03, 2025

Kristen Jurinko
Southern Company
241 Ralph McGill Blvd NE
Bin 10160
Atlanta, GA 30308

RE: Project: Hammond AP-1-CA-20250203
Pace Project No.: 92778486

Dear Kristen Jurinko:

Enclosed are the analytical results for sample(s) received by the laboratory on February 07, 2025. The results relate only to the samples included in this report. Results reported herein conform to the applicable TNI/NELAC Standards and the laboratory's Quality Manual, where applicable, unless otherwise noted in the body of the report.

The test results provided in this final report were generated by each of the following laboratories within the Pace Network:

- Pace National - Mt. Juliet
- Pace Analytical Services - Asheville
- Pace Analytical Services - West Columbia

Revision 1: Sample ID's for FB-01 and FD-01 were corrected to match COC.

If you have any questions concerning this report, please feel free to contact me.

Sincerely,

Bonnie Vang
bonnie.vang@pacelabs.com
704-977-0968
Project Manager

Enclosures

cc: Kip Gray, Geosyntec
Christine Hug, Geosyntec Consultants, Inc.
Thomas Kessler, Geosyntec Consultants
Whitney Law, Geosyntec Consultants
Laura Midkiff, Southern Company
Caroline Nelson, Geosyntec Consultants, Inc
Jamie Newsome, Geosyntec Consultants
Zain Webb, Geosyntec Consultants

REPORT OF LABORATORY ANALYSIS

This report shall not be reproduced, except in full,
without the written consent of Pace Analytical Services, LLC.

Pace Analytical Services, LLC
9800 Kincey Ave. Suite 100
Huntersville, NC 28078
(704)875-9092

CERTIFICATIONS

Project: Hammond AP-1-CA-20250203
Pace Project No.: 92778486

Pace Analytical Services National
12065 Lebanon Road, Mt. Juliet, TN 37122
Alabama Certification #: 40660
Alaska Certification 17-026
Arizona Certification #: AZ0612
Arkansas Certification #: 88-0469
California Certification #: 2932
Canada Certification #: 1461.01
Colorado Certification #: TN00003
Connecticut Certification #: PH-0197
DOD Certification: #1461.01
EPA# TN00003
Florida Certification #: E87487
Georgia DW Certification #: 923
Georgia Certification: NELAP
Idaho Certification #: TN00003
Illinois Certification #: 200008
Indiana Certification #: C-TN-01
Iowa Certification #: 364
Kansas Certification #: E-10277
Kentucky UST Certification #: 16
Kentucky Certification #: 90010
Louisiana Certification #: AI30792
Louisiana DW Certification #: LA180010
Maine Certification #: TN0002
Maryland Certification #: 324
Massachusetts Certification #: M-TN003
Michigan Certification #: 9958
Minnesota Certification #: 047-999-395
Mississippi Certification #: TN00003
Missouri Certification #: 340
Montana Certification #: CERT0086
Nebraska Certification #: NE-OS-15-05
Nevada Certification #: TN-03-2002-34
New Hampshire Certification #: 2975
New Jersey Certification #: TN002
New Mexico DW Certification
New York Certification #: 11742
North Carolina Aquatic Toxicity Certification #: 41
North Carolina Drinking Water Certification #: 21704
North Carolina Environmental Certificate #: 375
North Dakota Certification #: R-140
Ohio VAP Certification #: CL0069
Oklahoma Certification #: 9915
Oregon Certification #: TN200002
Pennsylvania Certification #: 68-02979
Rhode Island Certification #: LAO00356
South Carolina Certification #: 84004
South Dakota Certification
Tennessee DW/Chem/Micro Certification #: 2006
Texas Mold Certification #: LAB0152
Texas Certification #: T 104704245-17-14
USDA Soil Permit #: P330-15-00234
Utah Certification #: TN00003
Virginia Certification #: VT2006
Vermont Dept. of Health: ID# VT-2006
Virginia Certification #: 460132
Washington Certification #: C847
West Virginia Certification #: 233
Wisconsin Certification #: 998093910
Wyoming UST Certification #: via A2LA 2926.01
A2LA-ISO 17025 Certification #: 1461.01
A2LA-ISO 17025 Certification #: 1461.02
AIHA-LAP/LLC EMLAP Certification #:100789

Pace Analytical Services Asheville
2225 Riverside Drive, Asheville, NC 28804
Florida/NELAP Certification #: E87648
North Carolina Drinking Water Certification #: 37712
North Carolina Wastewater Certification #: 40
South Carolina Laboratory ID: 99030
South Carolina Certification #: 99030001
Virginia/VELAP Certification #: 460222

Pace Analytical Services West Columbia
106 Vantage Point Drive, West Columbia, SC 29172
Alaska Dept. of Energy Conservation, Cert# 20-002
California ELAP, cert# 3049
DoD, DoD QSM V5.4, cert# I.2224
DOE, DoD/DOE QSM V5.4, cert# I.2224.01
Florida, Dept. of Health, cert# E87653-70
Georgia, Env. Protection Division, cert# E87653
Illinois, EPA NELAP, cert# 2000552024-9
Kansas, Dept. of Health and Environment, cert# E-10417
Kentucky, Dept. for Env. Protection, UST, cert# 103582
Kentucky, Dept. for Env. Protection, cert# 98037
Louisiana, Dept. of Environmental Quality, cert# 5125
North Carolina, DEQ, Water Resources, cert# 329
New Jersey, Dept. of Env. Protection, cert# NLC 240005
Oklahoma, Dept. of Env. Quality, cert# 2023-175
Oregon, ELAP, cert# 4181-006
Pennsylvania, Dept. of Env. Protection, cert# 003
South Carolina, Dept. of Env. Services, cert# 32010001
Texas, Commission on Env. Quality, cert# TX-C24-00083
Virginia, Dept. of General Services, cert# 13080
Wisconsin, Dept. of Natural Resources, cert# 399136100

This report shall not be reproduced, except in full,
without the written consent of Pace Analytical Services, LLC.

Pace Analytical Services, LLC
9800 Kincey Ave. Suite 100
Huntersville, NC 28078
(704)875-9092

SAMPLE SUMMARY

Project: Hammond AP-1-CA-20250203
Pace Project No.: 92778486

Lab ID	Sample ID	Matrix	Date Collected	Date Received
92778486001	**HAM-PT-07**	Water	02/04/25 11:56	02/07/25 14:35
92778486002	**HAM-PT-08**	Water	02/04/25 13:39	02/07/25 14:35
92778486003	**HAM-PT-09**	Water	02/05/25 11:21	02/07/25 14:35
92778486004	**HAM-PT-10**	Water	02/05/25 10:00	02/07/25 14:35
92778486005	**HAM-PT-11**	Water	02/05/25 10:01	02/07/25 14:35
92778486006	**HAM-PT-12**	Water	02/05/25 11:41	02/07/25 14:35
92778486007	**HAM-PT-13**	Water	02/04/25 10:05	02/07/25 14:35
92778486008	**HAM-PT-14**	Water	02/04/25 10:08	02/07/25 14:35
92778486009	**HAM-PT-15**	Water	02/04/25 14:55	02/07/25 14:35
92778486010	**HAM-AP1-EB-01**	Water	02/05/25 12:30	02/07/25 14:35
92778486011	**HAM-AP1-FB-01**	Water	02/05/25 12:20	02/07/25 14:35
92778486012	**HAM-AP1-FD-01**	Water	02/05/25 00:00	02/07/25 14:35

This report shall not be reproduced, except in full,
without the written consent of Pace Analytical Services, LLC.

Pace Analytical Services, LLC
9800 Kincey Ave. Suite 100
Huntersville, NC 28078
(704)875-9092

SAMPLE ANALYTE COUNT

Project: Hammond AP-1-CA-20250203
Pace Project No.: 92778486

Lab ID	Sample ID	Method	Analysts	Analytes Reported	Laboratory
92778486001	**HAM-PT-07**	EPA 6020B	JPD	1	PAN
		EPA 7470A	MAB2	1	PASI-A
		SM 2320B-2011	YEG	3	PASI-A
		SM 2540C-2015	CMW1	1	PASI-A
		SM 4500-S2D-2011	JP1	1	PASI-A
		EPA 300.0 Rev 2.1 1993	JCM	3	PASI-A
		EPA 6020B	BK1	18	PASI-WC
92778486002	**HAM-PT-08**	EPA 6020B	JPD	1	PAN
		EPA 7470A	MAB2	1	PASI-A
		SM 2320B-2011	YEG	3	PASI-A
		SM 2540C-2015	CMW1	1	PASI-A
		SM 4500-S2D-2011	JP1	1	PASI-A
		EPA 300.0 Rev 2.1 1993	JCM	3	PASI-A
		EPA 6020B	BK1	18	PASI-WC
92778486003	**HAM-PT-09**	EPA 6020B	JPD	1	PAN
		EPA 7470A	MAB2	1	PASI-A
		SM 2320B-2011	SMS	3	PASI-A
		SM 2540C-2015	YEG	1	PASI-A
		SM 4500-S2D-2011	JP1	1	PASI-A
		EPA 300.0 Rev 2.1 1993	JCM	3	PASI-A
		EPA 6020B	BK1	18	PASI-WC
92778486004	**HAM-PT-10**	EPA 6020B	JPD	1	PAN
		EPA 7470A	MAB2	1	PASI-A
		SM 2320B-2011	SMS	3	PASI-A
		SM 2540C-2015	YEG	1	PASI-A
		SM 4500-S2D-2011	JP1	1	PASI-A
		EPA 300.0 Rev 2.1 1993	JCM	3	PASI-A
		EPA 6020B	BK1	18	PASI-WC
92778486005	**HAM-PT-11**	EPA 6020B	JPD	1	PAN
		EPA 7470A	MAB2	1	PASI-A
		SM 2320B-2011	SMS	3	PASI-A
		SM 2540C-2015	YEG	1	PASI-A
		SM 4500-S2D-2011	JP1	1	PASI-A
		EPA 300.0 Rev 2.1 1993	JCM	3	PASI-A
		EPA 6020B	BK1	18	PASI-WC
92778486006	**HAM-PT-12**	EPA 6020B	JPD	1	PAN
		EPA 7470A	MAB2	1	PASI-A

This report shall not be reproduced, except in full,
without the written consent of Pace Analytical Services, LLC.

Pace Analytical Services, LLC
9800 Kincey Ave. Suite 100
Huntersville, NC 28078
(704)875-9092

SAMPLE ANALYTE COUNT

Project: Hammond AP-1-CA-20250203
Pace Project No.: 92778486

Lab ID	Sample ID	Method	Analysts	Analytes Reported	Laboratory
		SM 2320B-2011	SMS	3	PASI-A
		SM 2540C-2015	YEG	1	PASI-A
		SM 4500-S2D-2011	JP1	1	PASI-A
		EPA 300.0 Rev 2.1 1993	JCM	3	PASI-A
		EPA 6020B	BK1	18	PASI-WC
92778486007	**HAM-PT-13**	EPA 6020B	JPD	1	PAN
		EPA 7470A	MAB2	1	PASI-A
		SM 2320B-2011	YEG	3	PASI-A
		SM 2540C-2015	CMW1	1	PASI-A
		SM 4500-S2D-2011	JP1	1	PASI-A
		EPA 300.0 Rev 2.1 1993	JCM	3	PASI-A
		EPA 6020B	BK1	18	PASI-WC
92778486008	**HAM-PT-14**	EPA 6020B	JPD	1	PAN
		EPA 7470A	MAB2	1	PASI-A
		SM 2320B-2011	YEG	3	PASI-A
		SM 2540C-2015	CMW1	1	PASI-A
		SM 4500-S2D-2011	JP1	1	PASI-A
		EPA 300.0 Rev 2.1 1993	JCM	3	PASI-A
		EPA 6020B	BK1	18	PASI-WC
92778486009	**HAM-PT-15**	EPA 6020B	JPD	1	PAN
		EPA 7470A	MAB2	1	PASI-A
		SM 2320B-2011	YEG	3	PASI-A
		SM 2540C-2015	CMW1	1	PASI-A
		SM 4500-S2D-2011	JP1	1	PASI-A
		EPA 300.0 Rev 2.1 1993	JCM	3	PASI-A
		EPA 6020B	BK1	18	PASI-WC
92778486010	**HAM-AP1-EB-01**	EPA 6020B	JPD	1	PAN
		EPA 7470A	MAB2	1	PASI-A
		SM 2320B-2011	SMS	3	PASI-A
		SM 2540C-2015	YEG	1	PASI-A
		SM 4500-S2D-2011	JP1	1	PASI-A
		EPA 300.0 Rev 2.1 1993	JCM	3	PASI-A
		EPA 6020B	BK1	18	PASI-WC
92778486011	**HAM-AP1-FB-01**	EPA 6020B	JPD	1	PAN
		EPA 7470A	MAB2	1	PASI-A
		SM 2320B-2011	SMS	3	PASI-A
		SM 2540C-2015	YEG	1	PASI-A

This report shall not be reproduced, except in full,
without the written consent of Pace Analytical Services, LLC.

Pace Analytical Services, LLC
9800 Kincey Ave. Suite 100
Huntersville, NC 28078
(704)875-9092

SAMPLE ANALYTE COUNT

Project: Hammond AP-1-CA-20250203
Pace Project No.: 92778486

Lab ID	Sample ID	Method	Analysts	Analytes Reported	Laboratory
		SM 4500-S2D-2011	JP1	1	PASI-A
		EPA 300.0 Rev 2.1 1993	JCM	3	PASI-A
		EPA 6020B	BK1	18	PASI-WC
92778486012	**HAM-AP1-FD-01**	EPA 6020B	JPD	1	PAN
		EPA 7470A	MAB2	1	PASI-A
		SM 2320B-2011	SMS	3	PASI-A
		SM 2540C-2015	YEG	1	PASI-A
		SM 4500-S2D-2011	JP1	1	PASI-A
		EPA 300.0 Rev 2.1 1993	JCM	3	PASI-A
		EPA 6020B	BK1	18	PASI-WC

PAN = Pace National - Mt. Juliet
PASI-A = Pace Analytical Services - Asheville
PASI-WC = Pace Analytical Services - West Columbia

This report shall not be reproduced, except in full,
without the written consent of Pace Analytical Services, LLC.

Pace Analytical Services, LLC
9800 Kincey Ave. Suite 100
Huntersville, NC 28078
(704)875-9092

SUMMARY OF DETECTION

Project: Hammond AP-1-CA-20250203
Pace Project No.: 92778486

Lab Sample ID Method	Client Sample ID Parameters	Result	Units	Report Limit	Analyzed	Qualifiers
92778486001	**HAM-PT-07**					
EPA 6020B	Lithium	0.0461	mg/L	0.0300	03/07/25 02:49	
SM 2320B-2011	Alkalinity,Bicarbonate (CaCO3)	169	mg/L	5.0	02/10/25 19:38	
SM 2320B-2011	Alkalinity, Total as CaCO3	169	mg/L	5.0	02/10/25 19:38	
SM 2540C-2015	Total Dissolved Solids	520	mg/L	25.0	02/08/25 13:02	
EPA 300.0 Rev 2.1 1993	Chloride	19.3	mg/L	1.0	02/09/25 05:28	
EPA 300.0 Rev 2.1 1993	Fluoride	0.40	mg/L	0.10	02/09/25 05:28	
EPA 300.0 Rev 2.1 1993	Sulfate	157	mg/L	4.0	02/09/25 09:38	
EPA 6020B	Arsenic	0.15	mg/L	0.0050	03/20/25 13:01	
EPA 6020B	Barium	0.047	mg/L	0.0050	03/20/25 13:01	
EPA 6020B	Boron	0.74	mg/L	0.40	03/20/25 22:50	
EPA 6020B	Calcium	121	mg/L	10.0	03/20/25 17:21	
EPA 6020B	Cobalt	0.036	mg/L	0.0050	03/20/25 13:01	
EPA 6020B	Iron	7.5	mg/L	0.040	03/20/25 13:01	
EPA 6020B	Magnesium	16.8	mg/L	0.050	03/20/25 13:01	
EPA 6020B	Manganese	3.4	mg/L	0.40	03/20/25 17:21	
EPA 6020B	Molybdenum	0.013	mg/L	0.010	03/20/25 13:01	
EPA 6020B	Potassium	5.5	mg/L	0.50	03/20/25 13:01	
EPA 6020B	Sodium	8.4	mg/L	1.0	03/20/25 13:01	
EPA 6020B	Thallium	0.00019J	mg/L	0.0010	03/20/25 13:01	
92778486002	**HAM-PT-08**					
EPA 6020B	Lithium	0.0201J	mg/L	0.0300	03/07/25 02:52	J
SM 2320B-2011	Alkalinity,Bicarbonate (CaCO3)	113	mg/L	5.0	02/10/25 19:49	
SM 2320B-2011	Alkalinity, Total as CaCO3	113	mg/L	5.0	02/10/25 19:49	
SM 2540C-2015	Total Dissolved Solids	483	mg/L	25.0	02/08/25 13:02	
EPA 300.0 Rev 2.1 1993	Chloride	19.6	mg/L	1.0	02/08/25 18:29	
EPA 300.0 Rev 2.1 1993	Fluoride	0.18	mg/L	0.10	02/08/25 18:29	
EPA 300.0 Rev 2.1 1993	Sulfate	170	mg/L	4.0	02/09/25 03:04	M1
EPA 6020B	Arsenic	0.033	mg/L	0.0050	03/20/25 13:06	
EPA 6020B	Barium	0.049	mg/L	0.0050	03/20/25 13:06	
EPA 6020B	Boron	0.82	mg/L	0.40	03/20/25 22:59	
EPA 6020B	Calcium	107	mg/L	10.0	03/20/25 17:25	
EPA 6020B	Cobalt	0.040	mg/L	0.0050	03/20/25 13:06	
EPA 6020B	Iron	1.8	mg/L	0.040	03/20/25 13:06	
EPA 6020B	Magnesium	13.4	mg/L	0.050	03/20/25 13:06	
EPA 6020B	Manganese	2.3	mg/L	0.40	03/20/25 17:25	
EPA 6020B	Molybdenum	0.0096J	mg/L	0.010	03/20/25 13:06	
EPA 6020B	Potassium	5.0	mg/L	0.50	03/20/25 13:06	
EPA 6020B	Sodium	6.8	mg/L	1.0	03/20/25 13:06	
EPA 6020B	Thallium	0.00018J	mg/L	0.0010	03/20/25 13:06	
92778486003	**HAM-PT-09**					
EPA 6020B	Lithium	0.00155J	mg/L	0.0300	03/07/25 02:55	J
SM 2320B-2011	Alkalinity,Bicarbonate (CaCO3)	131	mg/L	5.0	02/12/25 19:10	
SM 2320B-2011	Alkalinity, Total as CaCO3	131	mg/L	5.0	02/12/25 19:10	
SM 2540C-2015	Total Dissolved Solids	422	mg/L	25.0	02/11/25 12:06	
EPA 300.0 Rev 2.1 1993	Chloride	50.4	mg/L	1.0	02/08/25 19:10	
EPA 300.0 Rev 2.1 1993	Fluoride	0.37	mg/L	0.10	02/08/25 19:10	

This report shall not be reproduced, except in full,
without the written consent of Pace Analytical Services, LLC.

Pace Analytical Services, LLC
9800 Kincey Ave. Suite 100
Huntersville, NC 28078
(704)875-9092

SUMMARY OF DETECTION

Project: Hammond AP-1-CA-20250203
Pace Project No.: 92778486

Lab Sample ID Method	Client Sample ID Parameters	Result	Units	Report Limit	Analyzed	Qualifiers
92778486003	**HAM-PT-09**					
EPA 300.0 Rev 2.1 1993	Sulfate	111	mg/L	3.0	02/09/25 03:46	
EPA 6020B	Barium	0.060	mg/L	0.0050	03/20/25 13:10	
EPA 6020B	Boron	1.6	mg/L	0.40	03/20/25 23:08	
EPA 6020B	Calcium	89.3	mg/L	10.0	03/20/25 17:39	
EPA 6020B	Cobalt	0.0022J	mg/L	0.0050	03/20/25 13:10	
EPA 6020B	Iron	1.0	mg/L	0.040	03/20/25 13:10	
EPA 6020B	Magnesium	20.6	mg/L	0.050	03/20/25 13:10	
EPA 6020B	Manganese	0.33	mg/L	0.040	03/20/25 13:10	
EPA 6020B	Molybdenum	0.23	mg/L	0.010	03/20/25 13:10	
EPA 6020B	Potassium	6.2	mg/L	0.50	03/20/25 13:10	
EPA 6020B	Sodium	12.3	mg/L	1.0	03/20/25 13:10	
92778486004	**HAM-PT-10**					
EPA 6020B	Lithium	0.000905J	mg/L	0.0300	03/07/25 02:58	J
SM 2320B-2011	Alkalinity,Bicarbonate (CaCO3)	114	mg/L	5.0	02/12/25 19:25	
SM 2320B-2011	Alkalinity, Total as CaCO3	114	mg/L	5.0	02/12/25 19:25	
SM 2540C-2015	Total Dissolved Solids	401	mg/L	25.0	02/11/25 12:07	
EPA 300.0 Rev 2.1 1993	Chloride	46.3	mg/L	1.0	02/08/25 19:24	
EPA 300.0 Rev 2.1 1993	Fluoride	0.19	mg/L	0.10	02/08/25 19:24	
EPA 300.0 Rev 2.1 1993	Sulfate	110	mg/L	3.0	02/09/25 04:00	
EPA 6020B	Barium	0.046	mg/L	0.0050	03/20/25 13:15	
EPA 6020B	Boron	1.5	mg/L	0.40	03/20/25 23:17	
EPA 6020B	Calcium	98.1	mg/L	10.0	03/20/25 17:44	
EPA 6020B	Cobalt	0.0014J	mg/L	0.0050	03/20/25 13:15	
EPA 6020B	Iron	1.0	mg/L	0.040	03/20/25 13:15	
EPA 6020B	Magnesium	12.9	mg/L	0.050	03/20/25 13:15	
EPA 6020B	Manganese	0.43	mg/L	0.040	03/20/25 13:15	
EPA 6020B	Molybdenum	0.079	mg/L	0.010	03/20/25 13:15	
EPA 6020B	Potassium	6.6	mg/L	0.50	03/20/25 13:15	
EPA 6020B	Sodium	9.1	mg/L	1.0	03/20/25 13:15	
92778486005	**HAM-PT-11**					
EPA 6020B	Lithium	0.00159J	mg/L	0.0300	03/07/25 03:08	J
SM 2320B-2011	Alkalinity,Bicarbonate (CaCO3)	121	mg/L	5.0	02/12/25 19:32	
SM 2320B-2011	Alkalinity, Total as CaCO3	121	mg/L	5.0	02/12/25 19:32	
SM 2540C-2015	Total Dissolved Solids	400	mg/L	25.0	02/11/25 12:07	
EPA 300.0 Rev 2.1 1993	Chloride	37.7	mg/L	1.0	02/08/25 19:38	
EPA 300.0 Rev 2.1 1993	Fluoride	0.27	mg/L	0.10	02/08/25 19:38	
EPA 300.0 Rev 2.1 1993	Sulfate	96.4	mg/L	3.0	02/09/25 04:14	
EPA 6020B	Barium	0.062	mg/L	0.0050	03/20/25 13:20	
EPA 6020B	Boron	1.5	mg/L	0.40	03/20/25 23:26	
EPA 6020B	Calcium	95.8	mg/L	10.0	03/20/25 17:48	
EPA 6020B	Cobalt	0.0024J	mg/L	0.0050	03/20/25 13:20	
EPA 6020B	Iron	0.89	mg/L	0.040	03/20/25 13:20	
EPA 6020B	Magnesium	13.8	mg/L	0.050	03/20/25 13:20	
EPA 6020B	Manganese	0.35	mg/L	0.040	03/20/25 13:20	
EPA 6020B	Molybdenum	0.11	mg/L	0.010	03/20/25 13:20	
EPA 6020B	Potassium	6.3	mg/L	0.50	03/20/25 13:20	

This report shall not be reproduced, except in full,
without the written consent of Pace Analytical Services, LLC.

Pace Analytical Services, LLC
9800 Kincey Ave. Suite 100
Huntersville, NC 28078
(704)875-9092

SUMMARY OF DETECTION

Project: Hammond AP-1-CA-20250203
Pace Project No.: 92778486

Lab Sample ID Method	Client Sample ID Parameters	Result	Units	Report Limit	Analyzed	Qualifiers
92778486005	**HAM-PT-11**					
EPA 6020B	Sodium	8.5	mg/L	1.0	03/20/25 13:20	
92778486006	**HAM-PT-12**					
EPA 6020B	Lithium	0.00122J	mg/L	0.0300	03/07/25 03:11	J
SM 2320B-2011	Alkalinity,Bicarbonate (CaCO3)	120	mg/L	5.0	02/12/25 19:40	
SM 2320B-2011	Alkalinity, Total as CaCO3	120	mg/L	5.0	02/12/25 19:40	
SM 2540C-2015	Total Dissolved Solids	416	mg/L	25.0	02/11/25 12:07	
EPA 300.0 Rev 2.1 1993	Chloride	44.0	mg/L	1.0	02/08/25 19:52	
EPA 300.0 Rev 2.1 1993	Fluoride	0.25	mg/L	0.10	02/08/25 19:52	
EPA 300.0 Rev 2.1 1993	Sulfate	114	mg/L	3.0	02/09/25 04:29	
EPA 6020B	Barium	0.055	mg/L	0.0050	03/20/25 13:24	
EPA 6020B	Boron	1.6	mg/L	0.40	03/20/25 23:35	
EPA 6020B	Cadmium	0.00015J	mg/L	0.00050	03/20/25 13:24	
EPA 6020B	Calcium	91.4	mg/L	10.0	03/20/25 17:53	
EPA 6020B	Cobalt	0.0023J	mg/L	0.0050	03/20/25 13:24	
EPA 6020B	Iron	1.4	mg/L	0.040	03/20/25 13:24	
EPA 6020B	Magnesium	19.1	mg/L	0.050	03/20/25 13:24	
EPA 6020B	Manganese	0.44	mg/L	0.040	03/20/25 13:24	
EPA 6020B	Molybdenum	0.16	mg/L	0.010	03/20/25 13:24	
EPA 6020B	Potassium	6.0	mg/L	0.50	03/20/25 13:24	
EPA 6020B	Sodium	11.0	mg/L	1.0	03/20/25 13:24	
92778486007	**HAM-PT-13**					
EPA 6020B	Lithium	0.0520	mg/L	0.0300	03/07/25 03:14	
SM 2320B-2011	Alkalinity,Bicarbonate (CaCO3)	163	mg/L	5.0	02/10/25 19:58	
SM 2320B-2011	Alkalinity, Total as CaCO3	163	mg/L	5.0	02/10/25 19:58	
SM 2540C-2015	Total Dissolved Solids	527	mg/L	25.0	02/08/25 13:03	
EPA 300.0 Rev 2.1 1993	Chloride	20.2	mg/L	1.0	02/08/25 20:06	
EPA 300.0 Rev 2.1 1993	Fluoride	0.35	mg/L	0.10	02/08/25 20:06	
EPA 300.0 Rev 2.1 1993	Sulfate	161	mg/L	4.0	02/09/25 04:43	
EPA 6020B	Arsenic	0.19	mg/L	0.0050	03/20/25 13:29	
EPA 6020B	Barium	0.046	mg/L	0.0050	03/20/25 13:29	
EPA 6020B	Boron	0.73	mg/L	0.40	03/20/25 23:44	
EPA 6020B	Calcium	114	mg/L	10.0	03/20/25 17:58	
EPA 6020B	Cobalt	0.018	mg/L	0.0050	03/20/25 13:29	
EPA 6020B	Iron	7.6	mg/L	0.040	03/20/25 13:29	
EPA 6020B	Magnesium	16.4	mg/L	0.050	03/20/25 13:29	
EPA 6020B	Manganese	2.9	mg/L	0.40	03/20/25 17:58	
EPA 6020B	Molybdenum	0.0099J	mg/L	0.010	03/20/25 13:29	
EPA 6020B	Potassium	5.4	mg/L	0.50	03/20/25 13:29	
EPA 6020B	Sodium	8.4	mg/L	1.0	03/20/25 13:29	
EPA 6020B	Thallium	0.00021J	mg/L	0.0010	03/20/25 13:29	
92778486008	**HAM-PT-14**					
EPA 6020B	Lithium	0.0528	mg/L	0.0300	03/07/25 03:17	
SM 2320B-2011	Alkalinity,Bicarbonate (CaCO3)	170	mg/L	5.0	02/10/25 20:09	
SM 2320B-2011	Alkalinity, Total as CaCO3	170	mg/L	5.0	02/10/25 20:09	
SM 2540C-2015	Total Dissolved Solids	546	mg/L	25.0	02/08/25 13:03	
EPA 300.0 Rev 2.1 1993	Chloride	20.5	mg/L	1.0	02/08/25 20:20	

This report shall not be reproduced, except in full,
without the written consent of Pace Analytical Services, LLC.

Pace Analytical Services, LLC
9800 Kincey Ave. Suite 100
Huntersville, NC 28078
(704)875-9092

SUMMARY OF DETECTION

Project: Hammond AP-1-CA-20250203
Pace Project No.: 92778486

Lab Sample ID Method	Client Sample ID Parameters	Result	Units	Report Limit	Analyzed	Qualifiers
92778486008	**HAM-PT-14**					
EPA 300.0 Rev 2.1 1993	Fluoride	0.30	mg/L	0.10	02/08/25 20:20	
EPA 300.0 Rev 2.1 1993	Sulfate	170	mg/L	4.0	02/09/25 05:25	
EPA 6020B	Arsenic	0.26	mg/L	0.0050	03/20/25 13:34	
EPA 6020B	Barium	0.043	mg/L	0.0050	03/20/25 13:34	
EPA 6020B	Boron	0.75	mg/L	0.40	03/20/25 23:53	
EPA 6020B	Calcium	123	mg/L	10.0	03/20/25 18:02	
EPA 6020B	Cobalt	0.019	mg/L	0.0050	03/20/25 13:34	
EPA 6020B	Iron	11.7	mg/L	0.040	03/20/25 13:34	
EPA 6020B	Magnesium	16.8	mg/L	0.050	03/20/25 13:34	
EPA 6020B	Manganese	3.1	mg/L	0.40	03/20/25 18:02	
EPA 6020B	Molybdenum	0.015	mg/L	0.010	03/20/25 13:34	
EPA 6020B	Potassium	5.6	mg/L	0.50	03/20/25 13:34	
EPA 6020B	Sodium	8.8	mg/L	1.0	03/20/25 13:34	
92778486009	**HAM-PT-15**					
EPA 6020B	Lithium	0.0421	mg/L	0.0300	03/07/25 03:21	
SM 2320B-2011	Alkalinity,Bicarbonate (CaCO3)	146	mg/L	5.0	02/10/25 20:20	
SM 2320B-2011	Alkalinity, Total as CaCO3	146	mg/L	5.0	02/10/25 20:20	
SM 2540C-2015	Total Dissolved Solids	515	mg/L	25.0	02/08/25 13:03	
EPA 300.0 Rev 2.1 1993	Chloride	17.4	mg/L	1.0	02/08/25 21:02	
EPA 300.0 Rev 2.1 1993	Fluoride	0.32	mg/L	0.10	02/08/25 21:02	
EPA 300.0 Rev 2.1 1993	Sulfate	173	mg/L	4.0	02/09/25 05:39	M1
EPA 6020B	Arsenic	0.078	mg/L	0.0050	03/20/25 13:38	
EPA 6020B	Barium	0.052	mg/L	0.0050	03/20/25 13:38	
EPA 6020B	Boron	0.80	mg/L	0.40	03/21/25 00:02	
EPA 6020B	Cadmium	0.00031J	mg/L	0.00050	03/20/25 13:38	
EPA 6020B	Calcium	117	mg/L	10.0	03/20/25 18:07	
EPA 6020B	Cobalt	0.026	mg/L	0.0050	03/20/25 13:38	
EPA 6020B	Iron	2.3	mg/L	0.040	03/20/25 13:38	
EPA 6020B	Magnesium	14.6	mg/L	0.050	03/20/25 13:38	
EPA 6020B	Manganese	4.1	mg/L	0.40	03/20/25 18:07	
EPA 6020B	Molybdenum	0.014	mg/L	0.010	03/20/25 13:38	
EPA 6020B	Potassium	5.4	mg/L	0.50	03/20/25 13:38	
EPA 6020B	Sodium	7.4	mg/L	1.0	03/20/25 13:38	
EPA 6020B	Thallium	0.00050J	mg/L	0.0010	03/20/25 13:38	
92778486010	**HAM-AP1-EB-01**					
EPA 6020B	Iron	0.050	mg/L	0.040	03/20/25 13:43	
EPA 6020B	Manganese	0.0015J	mg/L	0.040	03/20/25 13:43	
92778486011	**HAM-AP1-FB-01**					
EPA 6020B	Lithium	0.00809J	mg/L	0.0300	03/07/25 03:27	J
92778486012	**HAM-AP1-FD-01**					
EPA 6020B	Lithium	0.0538	mg/L	0.0300	03/07/25 03:30	
SM 2320B-2011	Alkalinity,Bicarbonate (CaCO3)	172	mg/L	5.0	02/12/25 19:54	
SM 2320B-2011	Alkalinity, Total as CaCO3	172	mg/L	5.0	02/12/25 19:54	
SM 2540C-2015	Total Dissolved Solids	516	mg/L	25.0	02/11/25 12:08	
EPA 300.0 Rev 2.1 1993	Chloride	20.6	mg/L	1.0	02/08/25 21:43	

This report shall not be reproduced, except in full,
without the written consent of Pace Analytical Services, LLC.

Pace Analytical Services, LLC
9800 Kincey Ave. Suite 100
Huntersville, NC 28078
(704)875-9092

SUMMARY OF DETECTION

Project: Hammond AP-1-CA-20250203
Pace Project No.: 92778486

Lab Sample ID Method	Client Sample ID Parameters	Result	Units	Report Limit	Analyzed	Qualifiers
92778486012	**HAM-AP1-FD-01**					
EPA 300.0 Rev 2.1 1993	Fluoride	0.30	mg/L	0.10	02/08/25 21:43	
EPA 300.0 Rev 2.1 1993	Sulfate	165	mg/L	4.0	02/09/25 06:20	
EPA 6020B	Arsenic	0.26	mg/L	0.0050	03/20/25 14:01	
EPA 6020B	Barium	0.043	mg/L	0.0050	03/20/25 14:01	
EPA 6020B	Boron	0.77	mg/L	0.40	03/20/25 17:14	
EPA 6020B	Calcium	115	mg/L	10.0	03/20/25 18:21	M1
EPA 6020B	Cobalt	0.019	mg/L	0.0050	03/20/25 14:01	
EPA 6020B	Iron	11.3	mg/L	0.040	03/20/25 14:01	M1
EPA 6020B	Magnesium	16.7	mg/L	0.050	03/20/25 14:01	M1
EPA 6020B	Manganese	2.8	mg/L	0.40	03/20/25 17:14	
EPA 6020B	Molybdenum	0.015	mg/L	0.010	03/20/25 14:01	
EPA 6020B	Potassium	5.5	mg/L	0.50	03/20/25 14:01	
EPA 6020B	Sodium	8.8	mg/L	1.0	03/20/25 14:01	

This report shall not be reproduced, except in full,
without the written consent of Pace Analytical Services, LLC.

Pace Analytical Services, LLC
9800 Kincey Ave. Suite 100
Huntersville, NC 28078
(704)875-9092

ANALYTICAL RESULTS

Project: Hammond AP-1-CA-20250203
Pace Project No.: 92778486

Sample: HAM-PT-07 **Lab ID: 92778486001** Collected: 02/04/25 11:56 Received: 02/07/25 14:35 Matrix: Water

Parameters	Results	Units	Report Limit	MDL	DF	Prepared	Analyzed	CAS No.	Qual
Metals (ICPMS) 6020B	Analytical Method: EPA 6020B Preparation Method: 3015 Pace National - Mt. Juliet								
Lithium	**0.0461**	mg/L	0.0300	0.000600	1	03/06/25 22:51	03/07/25 02:49	7439-93-2	
7470 Mercury	Analytical Method: EPA 7470A Preparation Method: EPA 7470A Pace Analytical Services - Asheville								
Mercury	ND	mg/L	0.00020	0.00012	1	02/09/25 17:53	02/11/25 14:43	7439-97-6	
2320B Alkalinity	Analytical Method: SM 2320B-2011 Pace Analytical Services - Asheville								
Alkalinity,Bicarbonate (CaCO3)	**169**	mg/L	5.0	5.0	1		02/10/25 19:38		
Alkalinity,Carbonate (CaCO3)	ND	mg/L	5.0	5.0	1		02/10/25 19:38		
Alkalinity, Total as CaCO3	**169**	mg/L	5.0	5.0	1		02/10/25 19:38		
2540C Total Dissolved Solids	Analytical Method: SM 2540C-2015 Pace Analytical Services - Asheville								
Total Dissolved Solids	**520**	mg/L	25.0	25.0	1		02/08/25 13:02		
4500S2D Sulfide Water	Analytical Method: SM 4500-S2D-2011 Pace Analytical Services - Asheville								
Sulfide	ND	mg/L	0.10	0.022	1		02/08/25 03:47	18496-25-8	
300.0 IC Anions 28 Days	Analytical Method: EPA 300.0 Rev 2.1 1993 Pace Analytical Services - Asheville								
Chloride	**19.3**	mg/L	1.0	0.60	1		02/09/25 05:28	16887-00-6	
Fluoride	**0.40**	mg/L	0.10	0.050	1		02/09/25 05:28	16984-48-8	
Sulfate	**157**	mg/L	4.0	2.0	4		02/09/25 09:38	14808-79-8	
WC 6020B MET ICPMS	Analytical Method: EPA 6020B Preparation Method: EPA 3005A Pace Analytical Services - West Columbia								
Antimony	ND	mg/L	0.0030	0.00050	1	03/19/25 06:10	03/20/25 13:01	7440-36-0	
Arsenic	**0.15**	mg/L	0.0050	0.0012	1	03/19/25 06:10	03/20/25 13:01	7440-38-2	
Barium	**0.047**	mg/L	0.0050	0.0012	1	03/19/25 06:10	03/20/25 13:01	7440-39-3	
Beryllium	ND	mg/L	0.00050	0.00015	1	03/19/25 06:10	03/20/25 13:01	7440-41-7	
Boron	**0.74**	mg/L	0.40	0.062	10	03/19/25 06:10	03/20/25 22:50	7440-42-8	
Cadmium	ND	mg/L	0.00050	0.00012	1	03/19/25 06:10	03/20/25 13:01	7440-43-9	
Calcium	**121**	mg/L	10.0	1.0	10	03/19/25 06:10	03/20/25 17:21	7440-70-2	
Chromium	ND	mg/L	0.0050	0.0012	1	03/19/25 06:10	03/20/25 13:01	7440-47-3	
Cobalt	**0.036**	mg/L	0.0050	0.0012	1	03/19/25 06:10	03/20/25 13:01	7440-48-4	
Iron	**7.5**	mg/L	0.040	0.012	1	03/19/25 06:10	03/20/25 13:01	7439-89-6	
Lead	ND	mg/L	0.0010	0.00025	1	03/19/25 06:10	03/20/25 13:01	7439-92-1	
Magnesium	**16.8**	mg/L	0.050	0.010	1	03/19/25 06:10	03/20/25 13:01	7439-95-4	
Manganese	**3.4**	mg/L	0.40	0.012	10	03/19/25 06:10	03/20/25 17:21	7439-96-5	
Molybdenum	**0.013**	mg/L	0.010	0.0025	1	03/19/25 06:10	03/20/25 13:01	7439-98-7	
Potassium	**5.5**	mg/L	0.50	0.10	1	03/19/25 06:10	03/20/25 13:01	7440-09-7	
Selenium	ND	mg/L	0.0050	0.0012	1	03/19/25 06:10	03/20/25 13:01	7782-49-2	

This report shall not be reproduced, except in full,
without the written consent of Pace Analytical Services, LLC.

Pace Analytical Services, LLC
9800 Kincey Ave. Suite 100
Huntersville, NC 28078
(704)875-9092

ANALYTICAL RESULTS

Project: Hammond AP-1-CA-20250203
Pace Project No.: 92778486

Sample: HAM-PT-07 **Lab ID: 92778486001** Collected: 02/04/25 11:56 Received: 02/07/25 14:35 Matrix: Water

Parameters	Results	Units	Report Limit	MDL	DF	Prepared	Analyzed	CAS No.	Qual
WC 6020B MET ICPMS	Analytical Method: EPA 6020B Preparation Method: EPA 3005A Pace Analytical Services - West Columbia								
Sodium	**8.4**	mg/L	1.0	0.15	1	03/19/25 06:10	03/20/25 13:01	7440-23-5	
Thallium	**0.00019J**	mg/L	0.0010	0.00015	1	03/19/25 06:10	03/20/25 13:01	7440-28-0	

This report shall not be reproduced, except in full,
without the written consent of Pace Analytical Services, LLC.

Pace Analytical Services, LLC
9800 Kincey Ave. Suite 100
Huntersville, NC 28078
(704)875-9092

ANALYTICAL RESULTS

Project: Hammond AP-1-CA-20250203
Pace Project No.: 92778486

Sample: HAM-PT-08 **Lab ID: 92778486002** Collected: 02/04/25 13:39 Received: 02/07/25 14:35 Matrix: Water

Parameters	Results	Units	Report Limit	MDL	DF	Prepared	Analyzed	CAS No.	Qual
Metals (ICPMS) 6020B	Analytical Method: EPA 6020B Preparation Method: 3015 Pace National - Mt. Juliet								
Lithium	**0.0201J**	mg/L	0.0300	0.000600	1	03/06/25 22:51	03/07/25 02:52	7439-93-2	J
7470 Mercury	Analytical Method: EPA 7470A Preparation Method: EPA 7470A Pace Analytical Services - Asheville								
Mercury	ND	mg/L	0.00020	0.00012	1	02/09/25 17:53	02/11/25 14:45	7439-97-6	
2320B Alkalinity	Analytical Method: SM 2320B-2011 Pace Analytical Services - Asheville								
Alkalinity,Bicarbonate (CaCO3)	**113**	mg/L	5.0	5.0	1		02/10/25 19:49		
Alkalinity,Carbonate (CaCO3)	ND	mg/L	5.0	5.0	1		02/10/25 19:49		
Alkalinity, Total as CaCO3	**113**	mg/L	5.0	5.0	1		02/10/25 19:49		
2540C Total Dissolved Solids	Analytical Method: SM 2540C-2015 Pace Analytical Services - Asheville								
Total Dissolved Solids	**483**	mg/L	25.0	25.0	1		02/08/25 13:02		
4500S2D Sulfide Water	Analytical Method: SM 4500-S2D-2011 Pace Analytical Services - Asheville								
Sulfide	ND	mg/L	0.10	0.022	1		02/08/25 03:47	18496-25-8	
300.0 IC Anions 28 Days	Analytical Method: EPA 300.0 Rev 2.1 1993 Pace Analytical Services - Asheville								
Chloride	**19.6**	mg/L	1.0	0.60	1		02/08/25 18:29	16887-00-6	
Fluoride	**0.18**	mg/L	0.10	0.050	1		02/08/25 18:29	16984-48-8	
Sulfate	**170**	mg/L	4.0	2.0	4		02/09/25 03:04	14808-79-8	M1
WC 6020B MET ICPMS	Analytical Method: EPA 6020B Preparation Method: EPA 3005A Pace Analytical Services - West Columbia								
Antimony	ND	mg/L	0.0030	0.00050	1	03/19/25 06:10	03/20/25 13:06	7440-36-0	
Arsenic	**0.033**	mg/L	0.0050	0.0012	1	03/19/25 06:10	03/20/25 13:06	7440-38-2	
Barium	**0.049**	mg/L	0.0050	0.0012	1	03/19/25 06:10	03/20/25 13:06	7440-39-3	
Beryllium	ND	mg/L	0.00050	0.00015	1	03/19/25 06:10	03/20/25 13:06	7440-41-7	
Boron	**0.82**	mg/L	0.40	0.062	10	03/19/25 06:10	03/20/25 22:59	7440-42-8	
Cadmium	ND	mg/L	0.00050	0.00012	1	03/19/25 06:10	03/20/25 13:06	7440-43-9	
Calcium	**107**	mg/L	10.0	1.0	10	03/19/25 06:10	03/20/25 17:25	7440-70-2	
Chromium	ND	mg/L	0.0050	0.0012	1	03/19/25 06:10	03/20/25 13:06	7440-47-3	
Cobalt	**0.040**	mg/L	0.0050	0.0012	1	03/19/25 06:10	03/20/25 13:06	7440-48-4	
Iron	**1.8**	mg/L	0.040	0.012	1	03/19/25 06:10	03/20/25 13:06	7439-89-6	
Lead	ND	mg/L	0.0010	0.00025	1	03/19/25 06:10	03/20/25 13:06	7439-92-1	
Magnesium	**13.4**	mg/L	0.050	0.010	1	03/19/25 06:10	03/20/25 13:06	7439-95-4	
Manganese	**2.3**	mg/L	0.40	0.012	10	03/19/25 06:10	03/20/25 17:25	7439-96-5	
Molybdenum	**0.0096J**	mg/L	0.010	0.0025	1	03/19/25 06:10	03/20/25 13:06	7439-98-7	
Potassium	**5.0**	mg/L	0.50	0.10	1	03/19/25 06:10	03/20/25 13:06	7440-09-7	
Selenium	ND	mg/L	0.0050	0.0012	1	03/19/25 06:10	03/20/25 13:06	7782-49-2	

This report shall not be reproduced, except in full,
without the written consent of Pace Analytical Services, LLC.

Pace Analytical Services, LLC
9800 Kincey Ave. Suite 100
Huntersville, NC 28078
(704)875-9092

ANALYTICAL RESULTS

Project: Hammond AP-1-CA-20250203
Pace Project No.: 92778486

Sample: HAM-PT-08 **Lab ID: 92778486002** Collected: 02/04/25 13:39 Received: 02/07/25 14:35 Matrix: Water

Parameters	Results	Units	Report Limit	MDL	DF	Prepared	Analyzed	CAS No.	Qual
WC 6020B MET ICPMS	Analytical Method: EPA 6020B Preparation Method: EPA 3005A Pace Analytical Services - West Columbia								
Sodium	**6.8**	mg/L	1.0	0.15	1	03/19/25 06:10	03/20/25 13:06	7440-23-5	
Thallium	**0.00018J**	mg/L	0.0010	0.00015	1	03/19/25 06:10	03/20/25 13:06	7440-28-0	

This report shall not be reproduced, except in full,
without the written consent of Pace Analytical Services, LLC.

Pace Analytical Services, LLC
9800 Kincey Ave. Suite 100
Huntersville, NC 28078
(704)875-9092

ANALYTICAL RESULTS

Project: Hammond AP-1-CA-20250203
Pace Project No.: 92778486

Sample: HAM-PT-09 **Lab ID: 92778486003** Collected: 02/05/25 11:21 Received: 02/07/25 14:35 Matrix: Water

Parameters	Results	Units	Report Limit	MDL	DF	Prepared	Analyzed	CAS No.	Qual
Metals (ICPMS) 6020B	Analytical Method: EPA 6020B Preparation Method: 3015 Pace National - Mt. Juliet								
Lithium	**0.00155J**	mg/L	0.0300	0.000600	1	03/06/25 22:51	03/07/25 02:55	7439-93-2	J
7470 Mercury	Analytical Method: EPA 7470A Preparation Method: EPA 7470A Pace Analytical Services - Asheville								
Mercury	ND	mg/L	0.00020	0.00012	1	02/09/25 17:53	02/11/25 14:47	7439-97-6	
2320B Alkalinity	Analytical Method: SM 2320B-2011 Pace Analytical Services - Asheville								
Alkalinity,Bicarbonate (CaCO3)	**131**	mg/L	5.0	5.0	1		02/12/25 19:10		
Alkalinity,Carbonate (CaCO3)	ND	mg/L	5.0	5.0	1		02/12/25 19:10		
Alkalinity, Total as CaCO3	**131**	mg/L	5.0	5.0	1		02/12/25 19:10		
2540C Total Dissolved Solids	Analytical Method: SM 2540C-2015 Pace Analytical Services - Asheville								
Total Dissolved Solids	**422**	mg/L	25.0	25.0	1		02/11/25 12:06		
4500S2D Sulfide Water	Analytical Method: SM 4500-S2D-2011 Pace Analytical Services - Asheville								
Sulfide	ND	mg/L	0.10	0.022	1		02/08/25 03:56	18496-25-8	
300.0 IC Anions 28 Days	Analytical Method: EPA 300.0 Rev 2.1 1993 Pace Analytical Services - Asheville								
Chloride	**50.4**	mg/L	1.0	0.60	1		02/08/25 19:10	16887-00-6	
Fluoride	**0.37**	mg/L	0.10	0.050	1		02/08/25 19:10	16984-48-8	
Sulfate	**111**	mg/L	3.0	1.5	3		02/09/25 03:46	14808-79-8	
WC 6020B MET ICPMS	Analytical Method: EPA 6020B Preparation Method: EPA 3005A Pace Analytical Services - West Columbia								
Antimony	ND	mg/L	0.0030	0.00050	1	03/19/25 06:10	03/20/25 13:10	7440-36-0	
Arsenic	ND	mg/L	0.0050	0.0012	1	03/19/25 06:10	03/20/25 13:10	7440-38-2	
Barium	**0.060**	mg/L	0.0050	0.0012	1	03/19/25 06:10	03/20/25 13:10	7440-39-3	
Beryllium	ND	mg/L	0.00050	0.00015	1	03/19/25 06:10	03/20/25 13:10	7440-41-7	
Boron	**1.6**	mg/L	0.40	0.062	10	03/19/25 06:10	03/20/25 23:08	7440-42-8	
Cadmium	ND	mg/L	0.00050	0.00012	1	03/19/25 06:10	03/20/25 13:10	7440-43-9	
Calcium	**89.3**	mg/L	10.0	1.0	10	03/19/25 06:10	03/20/25 17:39	7440-70-2	
Chromium	ND	mg/L	0.0050	0.0012	1	03/19/25 06:10	03/20/25 13:10	7440-47-3	
Cobalt	**0.0022J**	mg/L	0.0050	0.0012	1	03/19/25 06:10	03/20/25 13:10	7440-48-4	
Iron	**1.0**	mg/L	0.040	0.012	1	03/19/25 06:10	03/20/25 13:10	7439-89-6	
Lead	ND	mg/L	0.0010	0.00025	1	03/19/25 06:10	03/20/25 13:10	7439-92-1	
Magnesium	**20.6**	mg/L	0.050	0.010	1	03/19/25 06:10	03/20/25 13:10	7439-95-4	
Manganese	**0.33**	mg/L	0.040	0.0012	1	03/19/25 06:10	03/20/25 13:10	7439-96-5	
Molybdenum	**0.23**	mg/L	0.010	0.0025	1	03/19/25 06:10	03/20/25 13:10	7439-98-7	
Potassium	**6.2**	mg/L	0.50	0.10	1	03/19/25 06:10	03/20/25 13:10	7440-09-7	
Selenium	ND	mg/L	0.0050	0.0012	1	03/19/25 06:10	03/20/25 13:10	7782-49-2	

This report shall not be reproduced, except in full,
without the written consent of Pace Analytical Services, LLC.

Pace Analytical Services, LLC
9800 Kincey Ave. Suite 100
Huntersville, NC 28078
(704)875-9092

ANALYTICAL RESULTS

Project: Hammond AP-1-CA-20250203
Pace Project No.: 92778486

Sample: HAM-PT-09 **Lab ID: 92778486003** Collected: 02/05/25 11:21 Received: 02/07/25 14:35 Matrix: Water

Parameters	Results	Units	Report Limit	MDL	DF	Prepared	Analyzed	CAS No.	Qual
WC 6020B MET ICPMS	Analytical Method: EPA 6020B Preparation Method: EPA 3005A Pace Analytical Services - West Columbia								
Sodium	**12.3**	mg/L	1.0	0.15	1	03/19/25 06:10	03/20/25 13:10	7440-23-5	
Thallium	ND	mg/L	0.0010	0.00015	1	03/19/25 06:10	03/20/25 13:10	7440-28-0	

This report shall not be reproduced, except in full,
without the written consent of Pace Analytical Services, LLC.

Pace Analytical Services, LLC
9800 Kincey Ave. Suite 100
Huntersville, NC 28078
(704)875-9092

ANALYTICAL RESULTS

Project: Hammond AP-1-CA-20250203
Pace Project No.: 92778486

Sample: HAM-PT-10 **Lab ID: 92778486004** Collected: 02/05/25 10:00 Received: 02/07/25 14:35 Matrix: Water

Parameters	Results	Units	Report Limit	MDL	DF	Prepared	Analyzed	CAS No.	Qual
Metals (ICPMS) 6020B	Analytical Method: EPA 6020B Preparation Method: 3015 Pace National - Mt. Juliet								
Lithium	**0.000905J**	mg/L	0.0300	0.000600	1	03/06/25 22:51	03/07/25 02:58	7439-93-2	J
7470 Mercury	Analytical Method: EPA 7470A Preparation Method: EPA 7470A Pace Analytical Services - Asheville								
Mercury	ND	mg/L	0.00020	0.00012	1	02/09/25 17:53	02/11/25 14:49	7439-97-6	
2320B Alkalinity	Analytical Method: SM 2320B-2011 Pace Analytical Services - Asheville								
Alkalinity,Bicarbonate (CaCO3)	**114**	mg/L	5.0	5.0	1		02/12/25 19:25		
Alkalinity,Carbonate (CaCO3)	ND	mg/L	5.0	5.0	1		02/12/25 19:25		
Alkalinity, Total as CaCO3	**114**	mg/L	5.0	5.0	1		02/12/25 19:25		
2540C Total Dissolved Solids	Analytical Method: SM 2540C-2015 Pace Analytical Services - Asheville								
Total Dissolved Solids	**401**	mg/L	25.0	25.0	1		02/11/25 12:07		
4500S2D Sulfide Water	Analytical Method: SM 4500-S2D-2011 Pace Analytical Services - Asheville								
Sulfide	ND	mg/L	0.10	0.022	1		02/08/25 03:56	18496-25-8	
300.0 IC Anions 28 Days	Analytical Method: EPA 300.0 Rev 2.1 1993 Pace Analytical Services - Asheville								
Chloride	**46.3**	mg/L	1.0	0.60	1		02/08/25 19:24	16887-00-6	
Fluoride	**0.19**	mg/L	0.10	0.050	1		02/08/25 19:24	16984-48-8	
Sulfate	**110**	mg/L	3.0	1.5	3		02/09/25 04:00	14808-79-8	
WC 6020B MET ICPMS	Analytical Method: EPA 6020B Preparation Method: EPA 3005A Pace Analytical Services - West Columbia								
Antimony	ND	mg/L	0.0030	0.00050	1	03/19/25 06:10	03/20/25 13:15	7440-36-0	
Arsenic	ND	mg/L	0.0050	0.0012	1	03/19/25 06:10	03/20/25 13:15	7440-38-2	
Barium	**0.046**	mg/L	0.0050	0.0012	1	03/19/25 06:10	03/20/25 13:15	7440-39-3	
Beryllium	ND	mg/L	0.00050	0.00015	1	03/19/25 06:10	03/20/25 13:15	7440-41-7	
Boron	**1.5**	mg/L	0.40	0.062	10	03/19/25 06:10	03/20/25 23:17	7440-42-8	
Cadmium	ND	mg/L	0.00050	0.00012	1	03/19/25 06:10	03/20/25 13:15	7440-43-9	
Calcium	**98.1**	mg/L	10.0	1.0	10	03/19/25 06:10	03/20/25 17:44	7440-70-2	
Chromium	ND	mg/L	0.0050	0.0012	1	03/19/25 06:10	03/20/25 13:15	7440-47-3	
Cobalt	**0.0014J**	mg/L	0.0050	0.0012	1	03/19/25 06:10	03/20/25 13:15	7440-48-4	
Iron	**1.0**	mg/L	0.040	0.012	1	03/19/25 06:10	03/20/25 13:15	7439-89-6	
Lead	ND	mg/L	0.0010	0.00025	1	03/19/25 06:10	03/20/25 13:15	7439-92-1	
Magnesium	**12.9**	mg/L	0.050	0.010	1	03/19/25 06:10	03/20/25 13:15	7439-95-4	
Manganese	**0.43**	mg/L	0.040	0.0012	1	03/19/25 06:10	03/20/25 13:15	7439-96-5	
Molybdenum	**0.079**	mg/L	0.010	0.0025	1	03/19/25 06:10	03/20/25 13:15	7439-98-7	
Potassium	**6.6**	mg/L	0.50	0.10	1	03/19/25 06:10	03/20/25 13:15	7440-09-7	
Selenium	ND	mg/L	0.0050	0.0012	1	03/19/25 06:10	03/20/25 13:15	7782-49-2	

This report shall not be reproduced, except in full,
without the written consent of Pace Analytical Services, LLC.

Pace Analytical Services, LLC
9800 Kincey Ave. Suite 100
Huntersville, NC 28078
(704)875-9092

ANALYTICAL RESULTS

Project: Hammond AP-1-CA-20250203
Pace Project No.: 92778486

Sample: HAM-PT-10 **Lab ID: 92778486004** Collected: 02/05/25 10:00 Received: 02/07/25 14:35 Matrix: Water

Parameters	Results	Units	Report Limit	MDL	DF	Prepared	Analyzed	CAS No.	Qual
WC 6020B MET ICPMS	Analytical Method: EPA 6020B Preparation Method: EPA 3005A Pace Analytical Services - West Columbia								
Sodium	**9.1**	mg/L	1.0	0.15	1	03/19/25 06:10	03/20/25 13:15	7440-23-5	
Thallium	ND	mg/L	0.0010	0.00015	1	03/19/25 06:10	03/20/25 13:15	7440-28-0	

This report shall not be reproduced, except in full,
without the written consent of Pace Analytical Services, LLC.

Pace Analytical Services, LLC
9800 Kincey Ave. Suite 100
Huntersville, NC 28078
(704)875-9092

ANALYTICAL RESULTS

Project: Hammond AP-1-CA-20250203
Pace Project No.: 92778486

Sample: HAM-PT-11 **Lab ID: 92778486005** Collected: 02/05/25 10:01 Received: 02/07/25 14:35 Matrix: Water

Parameters	Results	Units	Report Limit	MDL	DF	Prepared	Analyzed	CAS No.	Qual
Metals (ICPMS) 6020B	Analytical Method: EPA 6020B Preparation Method: 3015 Pace National - Mt. Juliet								
Lithium	**0.00159J**	mg/L	0.0300	0.000600	1	03/06/25 22:51	03/07/25 03:08	7439-93-2	J
7470 Mercury	Analytical Method: EPA 7470A Preparation Method: EPA 7470A Pace Analytical Services - Asheville								
Mercury	ND	mg/L	0.00020	0.00012	1	02/09/25 17:53	02/11/25 14:51	7439-97-6	
2320B Alkalinity	Analytical Method: SM 2320B-2011 Pace Analytical Services - Asheville								
Alkalinity,Bicarbonate (CaCO3)	**121**	mg/L	5.0	5.0	1		02/12/25 19:32		
Alkalinity,Carbonate (CaCO3)	ND	mg/L	5.0	5.0	1		02/12/25 19:32		
Alkalinity, Total as CaCO3	**121**	mg/L	5.0	5.0	1		02/12/25 19:32		
2540C Total Dissolved Solids	Analytical Method: SM 2540C-2015 Pace Analytical Services - Asheville								
Total Dissolved Solids	**400**	mg/L	25.0	25.0	1		02/11/25 12:07		
4500S2D Sulfide Water	Analytical Method: SM 4500-S2D-2011 Pace Analytical Services - Asheville								
Sulfide	ND	mg/L	0.10	0.022	1		02/08/25 03:57	18496-25-8	
300.0 IC Anions 28 Days	Analytical Method: EPA 300.0 Rev 2.1 1993 Pace Analytical Services - Asheville								
Chloride	**37.7**	mg/L	1.0	0.60	1		02/08/25 19:38	16887-00-6	
Fluoride	**0.27**	mg/L	0.10	0.050	1		02/08/25 19:38	16984-48-8	
Sulfate	**96.4**	mg/L	3.0	1.5	3		02/09/25 04:14	14808-79-8	
WC 6020B MET ICPMS	Analytical Method: EPA 6020B Preparation Method: EPA 3005A Pace Analytical Services - West Columbia								
Antimony	ND	mg/L	0.0030	0.00050	1	03/19/25 06:10	03/20/25 13:20	7440-36-0	
Arsenic	ND	mg/L	0.0050	0.0012	1	03/19/25 06:10	03/20/25 13:20	7440-38-2	
Barium	**0.062**	mg/L	0.0050	0.0012	1	03/19/25 06:10	03/20/25 13:20	7440-39-3	
Beryllium	ND	mg/L	0.00050	0.00015	1	03/19/25 06:10	03/20/25 13:20	7440-41-7	
Boron	**1.5**	mg/L	0.40	0.062	10	03/19/25 06:10	03/20/25 23:26	7440-42-8	
Cadmium	ND	mg/L	0.00050	0.00012	1	03/19/25 06:10	03/20/25 13:20	7440-43-9	
Calcium	**95.8**	mg/L	10.0	1.0	10	03/19/25 06:10	03/20/25 17:48	7440-70-2	
Chromium	ND	mg/L	0.0050	0.0012	1	03/19/25 06:10	03/20/25 13:20	7440-47-3	
Cobalt	**0.0024J**	mg/L	0.0050	0.0012	1	03/19/25 06:10	03/20/25 13:20	7440-48-4	
Iron	**0.89**	mg/L	0.040	0.012	1	03/19/25 06:10	03/20/25 13:20	7439-89-6	
Lead	ND	mg/L	0.0010	0.00025	1	03/19/25 06:10	03/20/25 13:20	7439-92-1	
Magnesium	**13.8**	mg/L	0.050	0.010	1	03/19/25 06:10	03/20/25 13:20	7439-95-4	
Manganese	**0.35**	mg/L	0.040	0.0012	1	03/19/25 06:10	03/20/25 13:20	7439-96-5	
Molybdenum	**0.11**	mg/L	0.010	0.0025	1	03/19/25 06:10	03/20/25 13:20	7439-98-7	
Potassium	**6.3**	mg/L	0.50	0.10	1	03/19/25 06:10	03/20/25 13:20	7440-09-7	
Selenium	ND	mg/L	0.0050	0.0012	1	03/19/25 06:10	03/20/25 13:20	7782-49-2	

This report shall not be reproduced, except in full,
without the written consent of Pace Analytical Services, LLC.

Pace Analytical Services, LLC
9800 Kincey Ave. Suite 100
Huntersville, NC 28078
(704)875-9092

ANALYTICAL RESULTS

Project: Hammond AP-1-CA-20250203
Pace Project No.: 92778486

Sample: HAM-PT-11 **Lab ID: 92778486005** Collected: 02/05/25 10:01 Received: 02/07/25 14:35 Matrix: Water

Parameters	Results	Units	Report Limit	MDL	DF	Prepared	Analyzed	CAS No.	Qual
WC 6020B MET ICPMS	Analytical Method: EPA 6020B Preparation Method: EPA 3005A Pace Analytical Services - West Columbia								
Sodium	**8.5**	mg/L	1.0	0.15	1	03/19/25 06:10	03/20/25 13:20	7440-23-5	
Thallium	ND	mg/L	0.0010	0.00015	1	03/19/25 06:10	03/20/25 13:20	7440-28-0	

This report shall not be reproduced, except in full,
without the written consent of Pace Analytical Services, LLC.

Pace Analytical Services, LLC
9800 Kincey Ave. Suite 100
Huntersville, NC 28078
(704)875-9092

ANALYTICAL RESULTS

Project: Hammond AP-1-CA-20250203
Pace Project No.: 92778486

Sample: HAM-PT-12 **Lab ID: 92778486006** Collected: 02/05/25 11:41 Received: 02/07/25 14:35 Matrix: Water

Parameters	Results	Units	Report Limit	MDL	DF	Prepared	Analyzed	CAS No.	Qual
Metals (ICPMS) 6020B	Analytical Method: EPA 6020B Preparation Method: 3015 Pace National - Mt. Juliet								
Lithium	**0.00122J**	mg/L	0.0300	0.000600	1	03/06/25 22:51	03/07/25 03:11	7439-93-2	J
7470 Mercury	Analytical Method: EPA 7470A Preparation Method: EPA 7470A Pace Analytical Services - Asheville								
Mercury	ND	mg/L	0.00020	0.00012	1	02/09/25 17:53	02/11/25 14:57	7439-97-6	
2320B Alkalinity	Analytical Method: SM 2320B-2011 Pace Analytical Services - Asheville								
Alkalinity,Bicarbonate (CaCO3)	**120**	mg/L	5.0	5.0	1		02/12/25 19:40		
Alkalinity,Carbonate (CaCO3)	ND	mg/L	5.0	5.0	1		02/12/25 19:40		
Alkalinity, Total as CaCO3	**120**	mg/L	5.0	5.0	1		02/12/25 19:40		
2540C Total Dissolved Solids	Analytical Method: SM 2540C-2015 Pace Analytical Services - Asheville								
Total Dissolved Solids	**416**	mg/L	25.0	25.0	1		02/11/25 12:07		
4500S2D Sulfide Water	Analytical Method: SM 4500-S2D-2011 Pace Analytical Services - Asheville								
Sulfide	ND	mg/L	0.10	0.022	1		02/08/25 03:57	18496-25-8	
300.0 IC Anions 28 Days	Analytical Method: EPA 300.0 Rev 2.1 1993 Pace Analytical Services - Asheville								
Chloride	**44.0**	mg/L	1.0	0.60	1		02/08/25 19:52	16887-00-6	
Fluoride	**0.25**	mg/L	0.10	0.050	1		02/08/25 19:52	16984-48-8	
Sulfate	**114**	mg/L	3.0	1.5	3		02/09/25 04:29	14808-79-8	
WC 6020B MET ICPMS	Analytical Method: EPA 6020B Preparation Method: EPA 3005A Pace Analytical Services - West Columbia								
Antimony	ND	mg/L	0.0030	0.00050	1	03/19/25 06:10	03/20/25 13:24	7440-36-0	
Arsenic	ND	mg/L	0.0050	0.0012	1	03/19/25 06:10	03/20/25 13:24	7440-38-2	
Barium	**0.055**	mg/L	0.0050	0.0012	1	03/19/25 06:10	03/20/25 13:24	7440-39-3	
Beryllium	ND	mg/L	0.00050	0.00015	1	03/19/25 06:10	03/20/25 13:24	7440-41-7	
Boron	**1.6**	mg/L	0.40	0.062	10	03/19/25 06:10	03/20/25 23:35	7440-42-8	
Cadmium	**0.00015J**	mg/L	0.00050	0.00012	1	03/19/25 06:10	03/20/25 13:24	7440-43-9	
Calcium	**91.4**	mg/L	10.0	1.0	10	03/19/25 06:10	03/20/25 17:53	7440-70-2	
Chromium	ND	mg/L	0.0050	0.0012	1	03/19/25 06:10	03/20/25 13:24	7440-47-3	
Cobalt	**0.0023J**	mg/L	0.0050	0.0012	1	03/19/25 06:10	03/20/25 13:24	7440-48-4	
Iron	**1.4**	mg/L	0.040	0.012	1	03/19/25 06:10	03/20/25 13:24	7439-89-6	
Lead	ND	mg/L	0.0010	0.00025	1	03/19/25 06:10	03/20/25 13:24	7439-92-1	
Magnesium	**19.1**	mg/L	0.050	0.010	1	03/19/25 06:10	03/20/25 13:24	7439-95-4	
Manganese	**0.44**	mg/L	0.040	0.0012	1	03/19/25 06:10	03/20/25 13:24	7439-96-5	
Molybdenum	**0.16**	mg/L	0.010	0.0025	1	03/19/25 06:10	03/20/25 13:24	7439-98-7	
Potassium	**6.0**	mg/L	0.50	0.10	1	03/19/25 06:10	03/20/25 13:24	7440-09-7	
Selenium	ND	mg/L	0.0050	0.0012	1	03/19/25 06:10	03/20/25 13:24	7782-49-2	

This report shall not be reproduced, except in full,
without the written consent of Pace Analytical Services, LLC.

Pace Analytical Services, LLC
9800 Kincey Ave. Suite 100
Huntersville, NC 28078
(704)875-9092

ANALYTICAL RESULTS

Project: Hammond AP-1-CA-20250203
Pace Project No.: 92778486

Sample: HAM-PT-12 **Lab ID: 92778486006** Collected: 02/05/25 11:41 Received: 02/07/25 14:35 Matrix: Water

Parameters	Results	Units	Report Limit	MDL	DF	Prepared	Analyzed	CAS No.	Qual
WC 6020B MET ICPMS	Analytical Method: EPA 6020B Preparation Method: EPA 3005A Pace Analytical Services - West Columbia								
Sodium	**11.0**	mg/L	1.0	0.15	1	03/19/25 06:10	03/20/25 13:24	7440-23-5	
Thallium	ND	mg/L	0.0010	0.00015	1	03/19/25 06:10	03/20/25 13:24	7440-28-0	

This report shall not be reproduced, except in full,
without the written consent of Pace Analytical Services, LLC.

Pace Analytical Services, LLC
9800 Kincey Ave. Suite 100
Huntersville, NC 28078
(704)875-9092

ANALYTICAL RESULTS

Project: Hammond AP-1-CA-20250203
Pace Project No.: 92778486

Sample: HAM-PT-13 **Lab ID: 92778486007** Collected: 02/04/25 10:05 Received: 02/07/25 14:35 Matrix: Water

Parameters	Results	Units	Report Limit	MDL	DF	Prepared	Analyzed	CAS No.	Qual
Metals (ICPMS) 6020B	Analytical Method: EPA 6020B Preparation Method: 3015								
	Pace National - Mt. Juliet								
Lithium	**0.0520**	mg/L	0.0300	0.000600	1	03/06/25 22:51	03/07/25 03:14	7439-93-2	
7470 Mercury	Analytical Method: EPA 7470A Preparation Method: EPA 7470A								
	Pace Analytical Services - Asheville								
Mercury	ND	mg/L	0.00020	0.00012	1	02/09/25 17:53	02/11/25 15:00	7439-97-6	
2320B Alkalinity	Analytical Method: SM 2320B-2011								
	Pace Analytical Services - Asheville								
Alkalinity,Bicarbonate (CaCO3)	**163**	mg/L	5.0	5.0	1		02/10/25 19:58		
Alkalinity,Carbonate (CaCO3)	ND	mg/L	5.0	5.0	1		02/10/25 19:58		
Alkalinity, Total as CaCO3	**163**	mg/L	5.0	5.0	1		02/10/25 19:58		
2540C Total Dissolved Solids	Analytical Method: SM 2540C-2015								
	Pace Analytical Services - Asheville								
Total Dissolved Solids	**527**	mg/L	25.0	25.0	1		02/08/25 13:03		
4500S2D Sulfide Water	Analytical Method: SM 4500-S2D-2011								
	Pace Analytical Services - Asheville								
Sulfide	ND	mg/L	0.10	0.022	1		02/08/25 03:47	18496-25-8	
300.0 IC Anions 28 Days	Analytical Method: EPA 300.0 Rev 2.1 1993								
	Pace Analytical Services - Asheville								
Chloride	**20.2**	mg/L	1.0	0.60	1		02/08/25 20:06	16887-00-6	
Fluoride	**0.35**	mg/L	0.10	0.050	1		02/08/25 20:06	16984-48-8	
Sulfate	**161**	mg/L	4.0	2.0	4		02/09/25 04:43	14808-79-8	
WC 6020B MET ICPMS	Analytical Method: EPA 6020B Preparation Method: EPA 3005A								
	Pace Analytical Services - West Columbia								
Antimony	ND	mg/L	0.0030	0.00050	1	03/19/25 06:10	03/20/25 13:29	7440-36-0	
Arsenic	**0.19**	mg/L	0.0050	0.0012	1	03/19/25 06:10	03/20/25 13:29	7440-38-2	
Barium	**0.046**	mg/L	0.0050	0.0012	1	03/19/25 06:10	03/20/25 13:29	7440-39-3	
Beryllium	ND	mg/L	0.00050	0.00015	1	03/19/25 06:10	03/20/25 13:29	7440-41-7	
Boron	**0.73**	mg/L	0.40	0.062	10	03/19/25 06:10	03/20/25 23:44	7440-42-8	
Cadmium	ND	mg/L	0.00050	0.00012	1	03/19/25 06:10	03/20/25 13:29	7440-43-9	
Calcium	**114**	mg/L	10.0	1.0	10	03/19/25 06:10	03/20/25 17:58	7440-70-2	
Chromium	ND	mg/L	0.0050	0.0012	1	03/19/25 06:10	03/20/25 13:29	7440-47-3	
Cobalt	**0.018**	mg/L	0.0050	0.0012	1	03/19/25 06:10	03/20/25 13:29	7440-48-4	
Iron	**7.6**	mg/L	0.040	0.012	1	03/19/25 06:10	03/20/25 13:29	7439-89-6	
Lead	ND	mg/L	0.0010	0.00025	1	03/19/25 06:10	03/20/25 13:29	7439-92-1	
Magnesium	**16.4**	mg/L	0.050	0.010	1	03/19/25 06:10	03/20/25 13:29	7439-95-4	
Manganese	**2.9**	mg/L	0.40	0.012	10	03/19/25 06:10	03/20/25 17:58	7439-96-5	
Molybdenum	**0.0099J**	mg/L	0.010	0.0025	1	03/19/25 06:10	03/20/25 13:29	7439-98-7	
Potassium	**5.4**	mg/L	0.50	0.10	1	03/19/25 06:10	03/20/25 13:29	7440-09-7	
Selenium	ND	mg/L	0.0050	0.0012	1	03/19/25 06:10	03/20/25 13:29	7782-49-2	

This report shall not be reproduced, except in full,
without the written consent of Pace Analytical Services, LLC.

Pace Analytical Services, LLC
9800 Kincey Ave. Suite 100
Huntersville, NC 28078
(704)875-9092

ANALYTICAL RESULTS

Project: Hammond AP-1-CA-20250203
Pace Project No.: 92778486

Sample: HAM-PT-13 **Lab ID: 92778486007** Collected: 02/04/25 10:05 Received: 02/07/25 14:35 Matrix: Water

Parameters	Results	Units	Report Limit	MDL	DF	Prepared	Analyzed	CAS No.	Qual
WC 6020B MET ICPMS	Analytical Method: EPA 6020B Preparation Method: EPA 3005A Pace Analytical Services - West Columbia								
Sodium	**8.4**	mg/L	1.0	0.15	1	03/19/25 06:10	03/20/25 13:29	7440-23-5	
Thallium	**0.00021J**	mg/L	0.0010	0.00015	1	03/19/25 06:10	03/20/25 13:29	7440-28-0	

This report shall not be reproduced, except in full,
without the written consent of Pace Analytical Services, LLC.

Pace Analytical Services, LLC
9800 Kincey Ave. Suite 100
Huntersville, NC 28078
(704)875-9092

ANALYTICAL RESULTS

Project: Hammond AP-1-CA-20250203
Pace Project No.: 92778486

Sample: HAM-PT-14 **Lab ID: 92778486008** Collected: 02/04/25 10:08 Received: 02/07/25 14:35 Matrix: Water

Parameters	Results	Units	Report Limit	MDL	DF	Prepared	Analyzed	CAS No.	Qual
Metals (ICPMS) 6020B	Analytical Method: EPA 6020B Preparation Method: 3015 Pace National - Mt. Juliet								
Lithium	**0.0528**	mg/L	0.0300	0.000600	1	03/06/25 22:51	03/07/25 03:17	7439-93-2	
7470 Mercury	Analytical Method: EPA 7470A Preparation Method: EPA 7470A Pace Analytical Services - Asheville								
Mercury	ND	mg/L	0.00020	0.00012	1	02/09/25 17:53	02/11/25 15:02	7439-97-6	
2320B Alkalinity	Analytical Method: SM 2320B-2011 Pace Analytical Services - Asheville								
Alkalinity,Bicarbonate (CaCO3)	**170**	mg/L	5.0	5.0	1		02/10/25 20:09		
Alkalinity,Carbonate (CaCO3)	ND	mg/L	5.0	5.0	1		02/10/25 20:09		
Alkalinity, Total as CaCO3	**170**	mg/L	5.0	5.0	1		02/10/25 20:09		
2540C Total Dissolved Solids	Analytical Method: SM 2540C-2015 Pace Analytical Services - Asheville								
Total Dissolved Solids	**546**	mg/L	25.0	25.0	1		02/08/25 13:03		
4500S2D Sulfide Water	Analytical Method: SM 4500-S2D-2011 Pace Analytical Services - Asheville								
Sulfide	ND	mg/L	0.10	0.022	1		02/08/25 03:48	18496-25-8	
300.0 IC Anions 28 Days	Analytical Method: EPA 300.0 Rev 2.1 1993 Pace Analytical Services - Asheville								
Chloride	**20.5**	mg/L	1.0	0.60	1		02/08/25 20:20	16887-00-6	
Fluoride	**0.30**	mg/L	0.10	0.050	1		02/08/25 20:20	16984-48-8	
Sulfate	**170**	mg/L	4.0	2.0	4		02/09/25 05:25	14808-79-8	
WC 6020B MET ICPMS	Analytical Method: EPA 6020B Preparation Method: EPA 3005A Pace Analytical Services - West Columbia								
Antimony	ND	mg/L	0.0030	0.00050	1	03/19/25 06:10	03/20/25 13:34	7440-36-0	
Arsenic	**0.26**	mg/L	0.0050	0.0012	1	03/19/25 06:10	03/20/25 13:34	7440-38-2	
Barium	**0.043**	mg/L	0.0050	0.0012	1	03/19/25 06:10	03/20/25 13:34	7440-39-3	
Beryllium	ND	mg/L	0.00050	0.00015	1	03/19/25 06:10	03/20/25 13:34	7440-41-7	
Boron	**0.75**	mg/L	0.40	0.062	10	03/19/25 06:10	03/20/25 23:53	7440-42-8	
Cadmium	ND	mg/L	0.00050	0.00012	1	03/19/25 06:10	03/20/25 13:34	7440-43-9	
Calcium	**123**	mg/L	10.0	1.0	10	03/19/25 06:10	03/20/25 18:02	7440-70-2	
Chromium	ND	mg/L	0.0050	0.0012	1	03/19/25 06:10	03/20/25 13:34	7440-47-3	
Cobalt	**0.019**	mg/L	0.0050	0.0012	1	03/19/25 06:10	03/20/25 13:34	7440-48-4	
Iron	**11.7**	mg/L	0.040	0.012	1	03/19/25 06:10	03/20/25 13:34	7439-89-6	
Lead	ND	mg/L	0.0010	0.00025	1	03/19/25 06:10	03/20/25 13:34	7439-92-1	
Magnesium	**16.8**	mg/L	0.050	0.010	1	03/19/25 06:10	03/20/25 13:34	7439-95-4	
Manganese	**3.1**	mg/L	0.40	0.012	10	03/19/25 06:10	03/20/25 18:02	7439-96-5	
Molybdenum	**0.015**	mg/L	0.010	0.0025	1	03/19/25 06:10	03/20/25 13:34	7439-98-7	
Potassium	**5.6**	mg/L	0.50	0.10	1	03/19/25 06:10	03/20/25 13:34	7440-09-7	
Selenium	ND	mg/L	0.0050	0.0012	1	03/19/25 06:10	03/20/25 13:34	7782-49-2	

This report shall not be reproduced, except in full,
without the written consent of Pace Analytical Services, LLC.

Pace Analytical Services, LLC
9800 Kincey Ave. Suite 100
Huntersville, NC 28078
(704)875-9092

ANALYTICAL RESULTS

Project: Hammond AP-1-CA-20250203
Pace Project No.: 92778486

Sample: HAM-PT-14 **Lab ID: 92778486008** Collected: 02/04/25 10:08 Received: 02/07/25 14:35 Matrix: Water

Parameters	Results	Units	Report Limit	MDL	DF	Prepared	Analyzed	CAS No.	Qual
WC 6020B MET ICPMS	Analytical Method: EPA 6020B Preparation Method: EPA 3005A Pace Analytical Services - West Columbia								
Sodium	**8.8**	mg/L	1.0	0.15	1	03/19/25 06:10	03/20/25 13:34	7440-23-5	
Thallium	ND	mg/L	0.0010	0.00015	1	03/19/25 06:10	03/20/25 13:34	7440-28-0	

This report shall not be reproduced, except in full,
without the written consent of Pace Analytical Services, LLC.

Pace Analytical Services, LLC
9800 Kincey Ave. Suite 100
Huntersville, NC 28078
(704)875-9092

ANALYTICAL RESULTS

Project: Hammond AP-1-CA-20250203
Pace Project No.: 92778486

Sample: HAM-PT-15 **Lab ID: 92778486009** Collected: 02/04/25 14:55 Received: 02/07/25 14:35 Matrix: Water

Parameters	Results	Units	Report Limit	MDL	DF	Prepared	Analyzed	CAS No.	Qual
Metals (ICPMS) 6020B	Analytical Method: EPA 6020B Preparation Method: 3015								
	Pace National - Mt. Juliet								
Lithium	**0.0421**	mg/L	0.0300	0.000600	1	03/06/25 22:51	03/07/25 03:21	7439-93-2	
7470 Mercury	Analytical Method: EPA 7470A Preparation Method: EPA 7470A								
	Pace Analytical Services - Asheville								
Mercury	ND	mg/L	0.00020	0.00012	1	02/09/25 17:53	02/11/25 15:04	7439-97-6	
2320B Alkalinity	Analytical Method: SM 2320B-2011								
	Pace Analytical Services - Asheville								
Alkalinity,Bicarbonate (CaCO3)	**146**	mg/L	5.0	5.0	1		02/10/25 20:20		
Alkalinity,Carbonate (CaCO3)	ND	mg/L	5.0	5.0	1		02/10/25 20:20		
Alkalinity, Total as CaCO3	**146**	mg/L	5.0	5.0	1		02/10/25 20:20		
2540C Total Dissolved Solids	Analytical Method: SM 2540C-2015								
	Pace Analytical Services - Asheville								
Total Dissolved Solids	**515**	mg/L	25.0	25.0	1		02/08/25 13:03		
4500S2D Sulfide Water	Analytical Method: SM 4500-S2D-2011								
	Pace Analytical Services - Asheville								
Sulfide	ND	mg/L	0.10	0.022	1		02/08/25 03:50	18496-25-8	
300.0 IC Anions 28 Days	Analytical Method: EPA 300.0 Rev 2.1 1993								
	Pace Analytical Services - Asheville								
Chloride	**17.4**	mg/L	1.0	0.60	1		02/08/25 21:02	16887-00-6	
Fluoride	**0.32**	mg/L	0.10	0.050	1		02/08/25 21:02	16984-48-8	
Sulfate	**173**	mg/L	4.0	2.0	4		02/09/25 05:39	14808-79-8	M1
WC 6020B MET ICPMS	Analytical Method: EPA 6020B Preparation Method: EPA 3005A								
	Pace Analytical Services - West Columbia								
Antimony	ND	mg/L	0.0030	0.00050	1	03/19/25 06:10	03/20/25 13:38	7440-36-0	
Arsenic	**0.078**	mg/L	0.0050	0.0012	1	03/19/25 06:10	03/20/25 13:38	7440-38-2	
Barium	**0.052**	mg/L	0.0050	0.0012	1	03/19/25 06:10	03/20/25 13:38	7440-39-3	
Beryllium	ND	mg/L	0.00050	0.00015	1	03/19/25 06:10	03/20/25 13:38	7440-41-7	
Boron	**0.80**	mg/L	0.40	0.062	10	03/19/25 06:10	03/21/25 00:02	7440-42-8	
Cadmium	**0.00031J**	mg/L	0.00050	0.00012	1	03/19/25 06:10	03/20/25 13:38	7440-43-9	
Calcium	**117**	mg/L	10.0	1.0	10	03/19/25 06:10	03/20/25 18:07	7440-70-2	
Chromium	ND	mg/L	0.0050	0.0012	1	03/19/25 06:10	03/20/25 13:38	7440-47-3	
Cobalt	**0.026**	mg/L	0.0050	0.0012	1	03/19/25 06:10	03/20/25 13:38	7440-48-4	
Iron	**2.3**	mg/L	0.040	0.012	1	03/19/25 06:10	03/20/25 13:38	7439-89-6	
Lead	ND	mg/L	0.0010	0.00025	1	03/19/25 06:10	03/20/25 13:38	7439-92-1	
Magnesium	**14.6**	mg/L	0.050	0.010	1	03/19/25 06:10	03/20/25 13:38	7439-95-4	
Manganese	**4.1**	mg/L	0.40	0.012	10	03/19/25 06:10	03/20/25 18:07	7439-96-5	
Molybdenum	**0.014**	mg/L	0.010	0.0025	1	03/19/25 06:10	03/20/25 13:38	7439-98-7	
Potassium	**5.4**	mg/L	0.50	0.10	1	03/19/25 06:10	03/20/25 13:38	7440-09-7	
Selenium	ND	mg/L	0.0050	0.0012	1	03/19/25 06:10	03/20/25 13:38	7782-49-2	

This report shall not be reproduced, except in full,
without the written consent of Pace Analytical Services, LLC.

Pace Analytical Services, LLC
9800 Kincey Ave. Suite 100
Huntersville, NC 28078
(704)875-9092

ANALYTICAL RESULTS

Project: Hammond AP-1-CA-20250203
Pace Project No.: 92778486

Sample: HAM-PT-15 **Lab ID: 92778486009** Collected: 02/04/25 14:55 Received: 02/07/25 14:35 Matrix: Water

Parameters	Results	Units	Report Limit	MDL	DF	Prepared	Analyzed	CAS No.	Qual
WC 6020B MET ICPMS	Analytical Method: EPA 6020B Preparation Method: EPA 3005A Pace Analytical Services - West Columbia								
Sodium	**7.4**	mg/L	1.0	0.15	1	03/19/25 06:10	03/20/25 13:38	7440-23-5	
Thallium	**0.00050J**	mg/L	0.0010	0.00015	1	03/19/25 06:10	03/20/25 13:38	7440-28-0	

This report shall not be reproduced, except in full,
without the written consent of Pace Analytical Services, LLC.

Pace Analytical Services, LLC
9800 Kincey Ave. Suite 100
Huntersville, NC 28078
(704)875-9092

ANALYTICAL RESULTS

Project: Hammond AP-1-CA-20250203
Pace Project No.: 92778486

Sample: HAM-AP1-EB-01 **Lab ID: 92778486010** Collected: 02/05/25 12:30 Received: 02/07/25 14:35 Matrix: Water

Parameters	Results	Units	Report Limit	MDL	DF	Prepared	Analyzed	CAS No.	Qual
Metals (ICPMS) 6020B	Analytical Method: EPA 6020B Preparation Method: 3015								
	Pace National - Mt. Juliet								
Lithium	ND	mg/L	0.0300	0.000600	1	03/06/25 22:51	03/07/25 03:24	7439-93-2	
7470 Mercury	Analytical Method: EPA 7470A Preparation Method: EPA 7470A								
	Pace Analytical Services - Asheville								
Mercury	ND	mg/L	0.00020	0.00012	1	02/10/25 17:03	02/13/25 14:14	7439-97-6	
2320B Alkalinity	Analytical Method: SM 2320B-2011								
	Pace Analytical Services - Asheville								
Alkalinity,Bicarbonate (CaCO3)	ND	mg/L	5.0	5.0	1		02/12/25 19:47		
Alkalinity,Carbonate (CaCO3)	ND	mg/L	5.0	5.0	1		02/12/25 19:47		
Alkalinity, Total as CaCO3	ND	mg/L	5.0	5.0	1		02/12/25 19:47		
2540C Total Dissolved Solids	Analytical Method: SM 2540C-2015								
	Pace Analytical Services - Asheville								
Total Dissolved Solids	ND	mg/L	25.0	25.0	1		02/11/25 12:07		
4500S2D Sulfide Water	Analytical Method: SM 4500-S2D-2011								
	Pace Analytical Services - Asheville								
Sulfide	ND	mg/L	0.10	0.022	1		02/08/25 03:58	18496-25-8	
300.0 IC Anions 28 Days	Analytical Method: EPA 300.0 Rev 2.1 1993								
	Pace Analytical Services - Asheville								
Chloride	ND	mg/L	1.0	0.60	1		02/08/25 15:55	16887-00-6	
Fluoride	ND	mg/L	0.10	0.050	1		02/08/25 15:55	16984-48-8	
Sulfate	ND	mg/L	1.0	0.50	1		02/08/25 15:55	14808-79-8	
WC 6020B MET ICPMS	Analytical Method: EPA 6020B Preparation Method: EPA 3005A								
	Pace Analytical Services - West Columbia								
Antimony	ND	mg/L	0.0030	0.00050	1	03/19/25 06:10	03/20/25 13:43	7440-36-0	
Arsenic	ND	mg/L	0.0050	0.0012	1	03/19/25 06:10	03/20/25 13:43	7440-38-2	
Barium	ND	mg/L	0.0050	0.0012	1	03/19/25 06:10	03/20/25 13:43	7440-39-3	
Beryllium	ND	mg/L	0.00050	0.00015	1	03/19/25 06:10	03/20/25 13:43	7440-41-7	
Boron	ND	mg/L	0.040	0.0062	1	03/19/25 06:10	03/21/25 00:11	7440-42-8	
Cadmium	ND	mg/L	0.00050	0.00012	1	03/19/25 06:10	03/20/25 13:43	7440-43-9	
Calcium	ND	mg/L	1.0	0.10	1	03/19/25 06:10	03/20/25 13:43	7440-70-2	
Chromium	ND	mg/L	0.0050	0.0012	1	03/19/25 06:10	03/20/25 13:43	7440-47-3	
Cobalt	ND	mg/L	0.0050	0.0012	1	03/19/25 06:10	03/20/25 13:43	7440-48-4	
Iron	**0.050**	mg/L	0.040	0.012	1	03/19/25 06:10	03/20/25 13:43	7439-89-6	
Lead	ND	mg/L	0.0010	0.00025	1	03/19/25 06:10	03/20/25 13:43	7439-92-1	
Magnesium	ND	mg/L	0.050	0.010	1	03/19/25 06:10	03/20/25 13:43	7439-95-4	
Manganese	**0.0015J**	mg/L	0.040	0.0012	1	03/19/25 06:10	03/20/25 13:43	7439-96-5	
Molybdenum	ND	mg/L	0.010	0.0025	1	03/19/25 06:10	03/20/25 13:43	7439-98-7	
Potassium	ND	mg/L	0.50	0.10	1	03/19/25 06:10	03/20/25 13:43	7440-09-7	
Selenium	ND	mg/L	0.0050	0.0012	1	03/19/25 06:10	03/20/25 13:43	7782-49-2	

This report shall not be reproduced, except in full,
without the written consent of Pace Analytical Services, LLC.

Pace Analytical Services, LLC
9800 Kincey Ave. Suite 100
Huntersville, NC 28078
(704)875-9092

ANALYTICAL RESULTS

Project: Hammond AP-1-CA-20250203
Pace Project No.: 92778486

Sample: HAM-AP1-EB-01 **Lab ID: 92778486010** Collected: 02/05/25 12:30 Received: 02/07/25 14:35 Matrix: Water

Parameters	Results	Units	Report Limit	MDL	DF	Prepared	Analyzed	CAS No.	Qual
WC 6020B MET ICPMS	Analytical Method: EPA 6020B Preparation Method: EPA 3005A Pace Analytical Services - West Columbia								
Sodium	ND	mg/L	1.0	0.15	1	03/19/25 06:10	03/20/25 13:43	7440-23-5	
Thallium	ND	mg/L	0.0010	0.00015	1	03/19/25 06:10	03/20/25 13:43	7440-28-0	

This report shall not be reproduced, except in full,
without the written consent of Pace Analytical Services, LLC.

Pace Analytical Services, LLC
9800 Kincey Ave. Suite 100
Huntersville, NC 28078
(704)875-9092

ANALYTICAL RESULTS

Project: Hammond AP-1-CA-20250203
Pace Project No.: 92778486

Sample: HAM-AP1-FB-01 **Lab ID: 92778486011** Collected: 02/05/25 12:20 Received: 02/07/25 14:35 Matrix: Water

Parameters	Results	Units	Report Limit	MDL	DF	Prepared	Analyzed	CAS No.	Qual
Metals (ICPMS) 6020B	Analytical Method: EPA 6020B Preparation Method: 3015 Pace National - Mt. Juliet								
Lithium	**0.00809J**	mg/L	0.0300	0.000600	1	03/06/25 22:51	03/07/25 03:27	7439-93-2	J
7470 Mercury	Analytical Method: EPA 7470A Preparation Method: EPA 7470A Pace Analytical Services - Asheville								
Mercury	ND	mg/L	0.00020	0.00012	1	02/10/25 17:03	02/13/25 14:18	7439-97-6	
2320B Alkalinity	Analytical Method: SM 2320B-2011 Pace Analytical Services - Asheville								
Alkalinity,Bicarbonate (CaCO3)	ND	mg/L	5.0	5.0	1		02/12/25 19:51		
Alkalinity,Carbonate (CaCO3)	ND	mg/L	5.0	5.0	1		02/12/25 19:51		
Alkalinity, Total as CaCO3	ND	mg/L	5.0	5.0	1		02/12/25 19:51		
2540C Total Dissolved Solids	Analytical Method: SM 2540C-2015 Pace Analytical Services - Asheville								
Total Dissolved Solids	ND	mg/L	25.0	25.0	1		02/11/25 12:07		
4500S2D Sulfide Water	Analytical Method: SM 4500-S2D-2011 Pace Analytical Services - Asheville								
Sulfide	ND	mg/L	0.10	0.022	1		02/08/25 03:58	18496-25-8	
300.0 IC Anions 28 Days	Analytical Method: EPA 300.0 Rev 2.1 1993 Pace Analytical Services - Asheville								
Chloride	ND	mg/L	1.0	0.60	1		02/08/25 16:09	16887-00-6	
Fluoride	ND	mg/L	0.10	0.050	1		02/08/25 16:09	16984-48-8	
Sulfate	ND	mg/L	1.0	0.50	1		02/08/25 16:09	14808-79-8	
WC 6020B MET ICPMS	Analytical Method: EPA 6020B Preparation Method: EPA 3005A Pace Analytical Services - West Columbia								
Antimony	ND	mg/L	0.0030	0.00050	1	03/19/25 06:10	03/20/25 13:57	7440-36-0	
Arsenic	ND	mg/L	0.0050	0.0012	1	03/19/25 06:10	03/20/25 13:57	7440-38-2	
Barium	ND	mg/L	0.0050	0.0012	1	03/19/25 06:10	03/20/25 13:57	7440-39-3	
Beryllium	ND	mg/L	0.00050	0.00015	1	03/19/25 06:10	03/20/25 13:57	7440-41-7	
Boron	ND	mg/L	0.040	0.0062	1	03/19/25 06:10	03/21/25 00:39	7440-42-8	
Cadmium	ND	mg/L	0.00050	0.00012	1	03/19/25 06:10	03/20/25 13:57	7440-43-9	
Calcium	ND	mg/L	1.0	0.10	1	03/19/25 06:10	03/20/25 13:57	7440-70-2	
Chromium	ND	mg/L	0.0050	0.0012	1	03/19/25 06:10	03/20/25 13:57	7440-47-3	
Cobalt	ND	mg/L	0.0050	0.0012	1	03/19/25 06:10	03/20/25 13:57	7440-48-4	
Iron	ND	mg/L	0.040	0.012	1	03/19/25 06:10	03/20/25 13:57	7439-89-6	
Lead	ND	mg/L	0.0010	0.00025	1	03/19/25 06:10	03/20/25 13:57	7439-92-1	
Magnesium	ND	mg/L	0.050	0.010	1	03/19/25 06:10	03/20/25 13:57	7439-95-4	
Manganese	ND	mg/L	0.040	0.0012	1	03/19/25 06:10	03/20/25 13:57	7439-96-5	
Molybdenum	ND	mg/L	0.010	0.0025	1	03/19/25 06:10	03/20/25 13:57	7439-98-7	
Potassium	ND	mg/L	0.50	0.10	1	03/19/25 06:10	03/20/25 13:57	7440-09-7	
Selenium	ND	mg/L	0.0050	0.0012	1	03/19/25 06:10	03/20/25 13:57	7782-49-2	

This report shall not be reproduced, except in full,
without the written consent of Pace Analytical Services, LLC.

Pace Analytical Services, LLC
9800 Kincey Ave. Suite 100
Huntersville, NC 28078
(704)875-9092

ANALYTICAL RESULTS

Project: Hammond AP-1-CA-20250203
Pace Project No.: 92778486

Sample: HAM-AP1-FB-01 **Lab ID: 92778486011** Collected: 02/05/25 12:20 Received: 02/07/25 14:35 Matrix: Water

Parameters	Results	Units	Report Limit	MDL	DF	Prepared	Analyzed	CAS No.	Qual
WC 6020B MET ICPMS	Analytical Method: EPA 6020B Preparation Method: EPA 3005A Pace Analytical Services - West Columbia								
Sodium	ND	mg/L	1.0	0.15	1	03/19/25 06:10	03/20/25 13:57	7440-23-5	
Thallium	ND	mg/L	0.0010	0.00015	1	03/19/25 06:10	03/20/25 13:57	7440-28-0	

This report shall not be reproduced, except in full,
without the written consent of Pace Analytical Services, LLC.

Pace Analytical Services, LLC
9800 Kincey Ave. Suite 100
Huntersville, NC 28078
(704)875-9092

ANALYTICAL RESULTS

Project: Hammond AP-1-CA-20250203
Pace Project No.: 92778486

Sample: HAM-AP1-FD-01 **Lab ID: 92778486012** Collected: 02/05/25 00:00 Received: 02/07/25 14:35 Matrix: Water

Parameters	Results	Units	Report Limit	MDL	DF	Prepared	Analyzed	CAS No.	Qual
Metals (ICPMS) 6020B	Analytical Method: EPA 6020B Preparation Method: 3015								
	Pace National - Mt. Juliet								
Lithium	**0.0538**	mg/L	0.0300	0.000600	1	03/06/25 22:51	03/07/25 03:30	7439-93-2	
7470 Mercury	Analytical Method: EPA 7470A Preparation Method: EPA 7470A								
	Pace Analytical Services - Asheville								
Mercury	ND	mg/L	0.00020	0.00012	1	02/10/25 17:03	02/13/25 14:20	7439-97-6	
2320B Alkalinity	Analytical Method: SM 2320B-2011								
	Pace Analytical Services - Asheville								
Alkalinity,Bicarbonate (CaCO3)	**172**	mg/L	5.0	5.0	1		02/12/25 19:54		
Alkalinity,Carbonate (CaCO3)	ND	mg/L	5.0	5.0	1		02/12/25 19:54		
Alkalinity, Total as CaCO3	**172**	mg/L	5.0	5.0	1		02/12/25 19:54		
2540C Total Dissolved Solids	Analytical Method: SM 2540C-2015								
	Pace Analytical Services - Asheville								
Total Dissolved Solids	**516**	mg/L	25.0	25.0	1		02/11/25 12:08		
4500S2D Sulfide Water	Analytical Method: SM 4500-S2D-2011								
	Pace Analytical Services - Asheville								
Sulfide	ND	mg/L	0.10	0.022	1		02/08/25 03:58	18496-25-8	
300.0 IC Anions 28 Days	Analytical Method: EPA 300.0 Rev 2.1 1993								
	Pace Analytical Services - Asheville								
Chloride	**20.6**	mg/L	1.0	0.60	1		02/08/25 21:43	16887-00-6	
Fluoride	**0.30**	mg/L	0.10	0.050	1		02/08/25 21:43	16984-48-8	
Sulfate	**165**	mg/L	4.0	2.0	4		02/09/25 06:20	14808-79-8	
WC 6020B MET ICPMS	Analytical Method: EPA 6020B Preparation Method: EPA 3005A								
	Pace Analytical Services - West Columbia								
Antimony	ND	mg/L	0.0030	0.00050	1	03/19/25 06:10	03/20/25 14:01	7440-36-0	
Arsenic	**0.26**	mg/L	0.0050	0.0012	1	03/19/25 06:10	03/20/25 14:01	7440-38-2	
Barium	**0.043**	mg/L	0.0050	0.0012	1	03/19/25 06:10	03/20/25 14:01	7440-39-3	
Beryllium	ND	mg/L	0.00050	0.00015	1	03/19/25 06:10	03/20/25 14:01	7440-41-7	
Boron	**0.77**	mg/L	0.40	0.062	10	03/19/25 06:10	03/20/25 17:14	7440-42-8	
Cadmium	ND	mg/L	0.00050	0.00012	1	03/19/25 06:10	03/20/25 14:01	7440-43-9	
Calcium	**115**	mg/L	10.0	1.0	10	03/19/25 06:10	03/20/25 18:21	7440-70-2	M1
Chromium	ND	mg/L	0.0050	0.0012	1	03/19/25 06:10	03/20/25 14:01	7440-47-3	
Cobalt	**0.019**	mg/L	0.0050	0.0012	1	03/19/25 06:10	03/20/25 14:01	7440-48-4	
Iron	**11.3**	mg/L	0.040	0.012	1	03/19/25 06:10	03/20/25 14:01	7439-89-6	M1
Lead	ND	mg/L	0.0010	0.00025	1	03/19/25 06:10	03/20/25 14:01	7439-92-1	
Magnesium	**16.7**	mg/L	0.050	0.010	1	03/19/25 06:10	03/20/25 14:01	7439-95-4	M1
Manganese	**2.8**	mg/L	0.40	0.012	10	03/19/25 06:10	03/20/25 17:14	7439-96-5	
Molybdenum	**0.015**	mg/L	0.010	0.0025	1	03/19/25 06:10	03/20/25 14:01	7439-98-7	
Potassium	**5.5**	mg/L	0.50	0.10	1	03/19/25 06:10	03/20/25 14:01	7440-09-7	
Selenium	ND	mg/L	0.0050	0.0012	1	03/19/25 06:10	03/20/25 14:01	7782-49-2	

This report shall not be reproduced, except in full,
without the written consent of Pace Analytical Services, LLC.

Pace Analytical Services, LLC
9800 Kincey Ave. Suite 100
Huntersville, NC 28078
(704)875-9092

ANALYTICAL RESULTS

Project: Hammond AP-1-CA-20250203
Pace Project No.: 92778486

Sample: HAM-AP1-FD-01 **Lab ID: 92778486012** Collected: 02/05/25 00:00 Received: 02/07/25 14:35 Matrix: Water

Parameters	Results	Units	Report Limit	MDL	DF	Prepared	Analyzed	CAS No.	Qual
WC 6020B MET ICPMS	Analytical Method: EPA 6020B Preparation Method: EPA 3005A Pace Analytical Services - West Columbia								
Sodium	**8.8**	mg/L	1.0	0.15	1	03/19/25 06:10	03/20/25 14:01	7440-23-5	
Thallium	ND	mg/L	0.0010	0.00015	1	03/19/25 06:10	03/20/25 14:01	7440-28-0	

This report shall not be reproduced, except in full,
without the written consent of Pace Analytical Services, LLC.

Pace Analytical Services, LLC
9800 Kincey Ave. Suite 100
Huntersville, NC 28078
(704)875-9092

QUALITY CONTROL DATA

Project: Hammond AP-1-CA-20250203
Pace Project No.: 92778486

QC Batch: 2464154
QC Batch Method: 3015
Analysis Method: EPA 6020B
Analysis Description: Metals (ICPMS) 6020B
Laboratory: Pace National - Mt. Juliet
Associated Lab Samples: 92778486001, 92778486002, 92778486003, 92778486004, 92778486005, 92778486006, 92778486007, 92778486008, 92778486009, 92778486010, 92778486011, 92778486012

METHOD BLANK: R4183615-1
Matrix: Water
Associated Lab Samples: 92778486001, 92778486002, 92778486003, 92778486004, 92778486005, 92778486006, 92778486007, 92778486008, 92778486009, 92778486010, 92778486011, 92778486012

Parameter	Units	Blank Result	Reporting Limit	MDL	Analyzed	Qualifiers
Lithium	mg/L	ND	0.0300	0.000600	03/07/25 02:29	

LABORATORY CONTROL SAMPLE: R4183615-2

Parameter	Units	Spike Conc.	LCS Result	LCS % Rec	% Rec Limits	Qualifiers
Lithium	mg/L	0.0500	0.0476	95.2	80.0-120	

MATRIX SPIKE & MATRIX SPIKE DUPLICATE: R4183615-4 R4183615-5

Parameter	Units	L1833065-06 Result	MS Spike Conc.	MSD Spike Conc.	MS Result	MSD Result	MS % Rec	MSD % Rec	% Rec Limits	RPD	Max RPD	Qual
Lithium	mg/L	0.00370	0.0500	0.0500	0.0494	0.0494	91.4	91.3	75.0-125	0.036	20	

Results presented on this page are in the units indicated by the "Units" column except where an alternate unit is presented to the right of the result.

This report shall not be reproduced, except in full,
without the written consent of Pace Analytical Services, LLC.

Pace Analytical Services, LLC
9800 Kincey Ave. Suite 100
Huntersville, NC 28078
(704)875-9092

QUALITY CONTROL DATA

Project: Hammond AP-1-CA-20250203
Pace Project No.: 92778486

QC Batch: 914889
QC Batch Method: EPA 7470A
Analysis Method: EPA 7470A
Analysis Description: 7470 Mercury
Laboratory: Pace Analytical Services - Asheville
Associated Lab Samples: 92778486001, 92778486002, 92778486003, 92778486004, 92778486005, 92778486006, 92778486007, 92778486008, 92778486009

METHOD BLANK: 4702575
Matrix: Water
Associated Lab Samples: 92778486001, 92778486002, 92778486003, 92778486004, 92778486005, 92778486006, 92778486007, 92778486008, 92778486009

Parameter	Units	Blank Result	Reporting Limit	MDL	Analyzed	Qualifiers
Mercury	mg/L	ND	0.00020	0.00012	02/11/25 14:07	

LABORATORY CONTROL SAMPLE: 4702576

Parameter	Units	Spike Conc.	LCS Result	LCS % Rec	% Rec Limits	Qualifiers
Mercury	mg/L	0.0025	0.0024	95	80-120	

MATRIX SPIKE & MATRIX SPIKE DUPLICATE: 4702577 4702578

Parameter	Units	92777579004 Result	MS Spike Conc.	MSD Spike Conc.	MS Result	MSD Result	MS % Rec	MSD % Rec	% Rec Limits	RPD	Max RPD	Qual
Mercury	mg/L	ND	0.0025	0.0025	0.0024	0.0023	94	93	75-125	1	25	

Results presented on this page are in the units indicated by the "Units" column except where an alternate unit is presented to the right of the result.

This report shall not be reproduced, except in full,
without the written consent of Pace Analytical Services, LLC.

Pace Analytical Services, LLC
9800 Kincey Ave. Suite 100
Huntersville, NC 28078
(704)875-9092

QUALITY CONTROL DATA

Project: Hammond AP-1-CA-20250203
Pace Project No.: 92778486

QC Batch: 914965
QC Batch Method: EPA 7470A
Analysis Method: EPA 7470A
Analysis Description: 7470 Mercury
Laboratory: Pace Analytical Services - Asheville
Associated Lab Samples: 92778486010, 92778486011, 92778486012

METHOD BLANK: 4702822
Matrix: Water
Associated Lab Samples: 92778486010, 92778486011, 92778486012

Parameter	Units	Blank Result	Reporting Limit	MDL	Analyzed	Qualifiers
Mercury	mg/L	ND	0.00020	0.00012	02/13/25 14:10	

LABORATORY CONTROL SAMPLE: 4702823

Parameter	Units	Spike Conc.	LCS Result	LCS % Rec	% Rec Limits	Qualifiers
Mercury	mg/L	0.0025	0.0022	88	80-120	

MATRIX SPIKE & MATRIX SPIKE DUPLICATE: 4702824 4702825

Parameter	Units	92778486010 Result	MS Spike Conc.	MSD Spike Conc.	MS Result	MSD Result	MS % Rec	MSD % Rec	% Rec Limits	RPD	Max RPD	Qual
Mercury	mg/L	ND	0.0025	0.0025	0.0023	0.0022	93	89	75-125	5	25	

Results presented on this page are in the units indicated by the "Units" column except where an alternate unit is presented to the right of the result.

This report shall not be reproduced, except in full,
without the written consent of Pace Analytical Services, LLC.

Pace Analytical Services, LLC
9800 Kincey Ave. Suite 100
Huntersville, NC 28078
(704)875-9092

QUALITY CONTROL DATA

Project: Hammond AP-1-CA-20250203
Pace Project No.: 92778486

QC Batch: 915023
QC Batch Method: SM 2320B-2011
Analysis Method: SM 2320B-2011
Analysis Description: 2320B Alkalinity
Laboratory: Pace Analytical Services - Asheville
Associated Lab Samples: 92778486001, 92778486002, 92778486007, 92778486008, 92778486009

METHOD BLANK: 4703162 Matrix: Water
Associated Lab Samples: 92778486001, 92778486002, 92778486007, 92778486008, 92778486009

Parameter	Units	Blank Result	Reporting Limit	MDL	Analyzed	Qualifiers
Alkalinity, Total as CaCO3	mg/L	ND	5.0	5.0	02/10/25 16:31	
Alkalinity,Bicarbonate (CaCO3)	mg/L	ND	5.0	5.0	02/10/25 16:31	
Alkalinity,Carbonate (CaCO3)	mg/L	ND	5.0	5.0	02/10/25 16:31	

LABORATORY CONTROL SAMPLE: 4703163

Parameter	Units	Spike Conc.	LCS Result	LCS % Rec	% Rec Limits	Qualifiers
Alkalinity, Total as CaCO3	mg/L	50	51.6	103	80-120	

LABORATORY CONTROL SAMPLE: 4703164

Parameter	Units	Spike Conc.	LCS Result	LCS % Rec	% Rec Limits	Qualifiers
Alkalinity, Total as CaCO3	mg/L	50	52.9	106	80-120	

MATRIX SPIKE & MATRIX SPIKE DUPLICATE: 4703165 4703166

Parameter	Units	92778494003 Result	MS Spike Conc.	MSD Spike Conc.	MS Result	MSD Result	MS % Rec	MSD % Rec	% Rec Limits	RPD	Max RPD	Qual
Alkalinity, Total as CaCO3	mg/L	7.1	50	50	53.2	52.2	92	90	80-120	2	25	

MATRIX SPIKE & MATRIX SPIKE DUPLICATE: 4703167 4703168

Parameter	Units	92778494004 Result	MS Spike Conc.	MSD Spike Conc.	MS Result	MSD Result	MS % Rec	MSD % Rec	% Rec Limits	RPD	Max RPD	Qual
Alkalinity, Total as CaCO3	mg/L	246	50	50	290	299	88	106	80-120	3	25	

Results presented on this page are in the units indicated by the "Units" column except where an alternate unit is presented to the right of the result.

This report shall not be reproduced, except in full,
without the written consent of Pace Analytical Services, LLC.

Pace Analytical Services, LLC
9800 Kincey Ave. Suite 100
Huntersville, NC 28078
(704)875-9092

QUALITY CONTROL DATA

Project: Hammond AP-1-CA-20250203
Pace Project No.: 92778486

QC Batch: 915650
QC Batch Method: SM 2320B-2011
Analysis Method: SM 2320B-2011
Analysis Description: 2320B Alkalinity
Laboratory: Pace Analytical Services - Asheville
Associated Lab Samples: 92778486003, 92778486004, 92778486005, 92778486006, 92778486010, 92778486011, 92778486012

METHOD BLANK: 4705927 Matrix: Water
Associated Lab Samples: 92778486003, 92778486004, 92778486005, 92778486006, 92778486010, 92778486011, 92778486012

Parameter	Units	Blank Result	Reporting Limit	MDL	Analyzed	Qualifiers
Alkalinity, Total as CaCO3	mg/L	ND	5.0	5.0	02/12/25 16:53	
Alkalinity,Bicarbonate (CaCO3)	mg/L	ND	5.0	5.0	02/12/25 16:53	
Alkalinity,Carbonate (CaCO3)	mg/L	ND	5.0	5.0	02/12/25 16:53	

LABORATORY CONTROL SAMPLE: 4705928

Parameter	Units	Spike Conc.	LCS Result	LCS % Rec	% Rec Limits	Qualifiers
Alkalinity, Total as CaCO3	mg/L	50	51.7	103	80-120	

LABORATORY CONTROL SAMPLE: 4705929

Parameter	Units	Spike Conc.	LCS Result	LCS % Rec	% Rec Limits	Qualifiers
Alkalinity, Total as CaCO3	mg/L	50	52.2	104	80-120	

MATRIX SPIKE & MATRIX SPIKE DUPLICATE: 4705930 4705931

Parameter	Units	92777634001 Result	MS Spike Conc.	MSD Spike Conc.	MS Result	MSD Result	MS % Rec	MSD % Rec	% Rec Limits	RPD	Max RPD	Qual
Alkalinity, Total as CaCO3	mg/L	163	50	50	220	223	115	120	80-120	1	25	

MATRIX SPIKE & MATRIX SPIKE DUPLICATE: 4705932 4705933

Parameter	Units	92777222002 Result	MS Spike Conc.	MSD Spike Conc.	MS Result	MSD Result	MS % Rec	MSD % Rec	% Rec Limits	RPD	Max RPD	Qual
Alkalinity, Total as CaCO3	mg/L	13.8	50	50	65.4	65.3	103	103	80-120	0	25	

Results presented on this page are in the units indicated by the "Units" column except where an alternate unit is presented to the right of the result.

This report shall not be reproduced, except in full,
without the written consent of Pace Analytical Services, LLC.

Pace Analytical Services, LLC
9800 Kincey Ave. Suite 100
Huntersville, NC 28078
(704)875-9092

QUALITY CONTROL DATA

Project: Hammond AP-1-CA-20250203
Pace Project No.: 92778486

QC Batch: 914807
QC Batch Method: SM 2540C-2015
Analysis Method: SM 2540C-2015
Analysis Description: 2540C Total Dissolved Solids
Laboratory: Pace Analytical Services - Asheville
Associated Lab Samples: 92778486001, 92778486002, 92778486007, 92778486008, 92778486009

METHOD BLANK: 4702382 Matrix: Water
Associated Lab Samples: 92778486001, 92778486002, 92778486007, 92778486008, 92778486009

Parameter	Units	Blank Result	Reporting Limit	MDL	Analyzed	Qualifiers
Total Dissolved Solids	mg/L	ND	25.0	25.0	02/08/25 13:01	

LABORATORY CONTROL SAMPLE: 4702383

Parameter	Units	Spike Conc.	LCS Result	LCS % Rec	% Rec Limits	Qualifiers
Total Dissolved Solids	mg/L	251	252	101	90-110	

SAMPLE DUPLICATE: 4702384

Parameter	Units	92778494001 Result	Dup Result	RPD	Max RPD	Qualifiers
Total Dissolved Solids	mg/L	386	380	2	25	

SAMPLE DUPLICATE: 4702385

Parameter	Units	92778486002 Result	Dup Result	RPD	Max RPD	Qualifiers
Total Dissolved Solids	mg/L	483	482	0	25	

Results presented on this page are in the units indicated by the "Units" column except where an alternate unit is presented to the right of the result.

This report shall not be reproduced, except in full,
without the written consent of Pace Analytical Services, LLC.

Pace Analytical Services, LLC
9800 Kincey Ave. Suite 100
Huntersville, NC 28078
(704)875-9092

QUALITY CONTROL DATA

Project: Hammond AP-1-CA-20250203
Pace Project No.: 92778486

QC Batch: 915152
QC Batch Method: SM 2540C-2015
Analysis Method: SM 2540C-2015
Analysis Description: 2540C Total Dissolved Solids
Laboratory: Pace Analytical Services - Asheville
Associated Lab Samples: 92778486003, 92778486004, 92778486005, 92778486006, 92778486010, 92778486011, 92778486012

METHOD BLANK: 4703776
Matrix: Water
Associated Lab Samples: 92778486003, 92778486004, 92778486005, 92778486006, 92778486010, 92778486011, 92778486012

Parameter	Units	Blank Result	Reporting Limit	MDL	Analyzed	Qualifiers
Total Dissolved Solids	mg/L	ND	25.0	25.0	02/11/25 12:03	

LABORATORY CONTROL SAMPLE: 4703777

Parameter	Units	Spike Conc.	LCS Result	LCS % Rec	% Rec Limits	Qualifiers
Total Dissolved Solids	mg/L	250	246	98	90-110	

SAMPLE DUPLICATE: 4703778

Parameter	Units	92778266001 Result	Dup Result	RPD	Max RPD	Qualifiers
Total Dissolved Solids	mg/L	124	114	8	25	

SAMPLE DUPLICATE: 4703779

Parameter	Units	92778486005 Result	Dup Result	RPD	Max RPD	Qualifiers
Total Dissolved Solids	mg/L	400	400	0	25	

Results presented on this page are in the units indicated by the "Units" column except where an alternate unit is presented to the right of the result.

This report shall not be reproduced, except in full,
without the written consent of Pace Analytical Services, LLC.

Pace Analytical Services, LLC
9800 Kincey Ave. Suite 100
Huntersville, NC 28078
(704)875-9092

QUALITY CONTROL DATA

Project: Hammond AP-1-CA-20250203
Pace Project No.: 92778486

QC Batch: 914751
QC Batch Method: SM 4500-S2D-2011
Analysis Method: SM 4500-S2D-2011
Analysis Description: 4500S2D Sulfide Water
Laboratory: Pace Analytical Services - Asheville
Associated Lab Samples: 92778486001, 92778486002, 92778486007, 92778486008

METHOD BLANK: 4702232 Matrix: Water
Associated Lab Samples: 92778486001, 92778486002, 92778486007, 92778486008

Parameter	Units	Blank Result	Reporting Limit	MDL	Analyzed	Qualifiers
Sulfide	mg/L	ND	0.10	0.022	02/08/25 03:36	

LABORATORY CONTROL SAMPLE: 4702233

Parameter	Units	Spike Conc.	LCS Result	LCS % Rec	% Rec Limits	Qualifiers
Sulfide	mg/L	0.5	0.51	103	80-120	

MATRIX SPIKE & MATRIX SPIKE DUPLICATE: 4702234 4702235

Parameter	Units	92778050001 Result	MS Spike Conc.	MSD Spike Conc.	MS Result	MSD Result	MS % Rec	MSD % Rec	% Rec Limits	RPD	Max RPD	Qual
Sulfide	mg/L	ND	0.5	0.5	0.51	0.54	101	108	80-120	6	10	

MATRIX SPIKE & MATRIX SPIKE DUPLICATE: 4702236 4702237

Parameter	Units	92778494009 Result	MS Spike Conc.	MSD Spike Conc.	MS Result	MSD Result	MS % Rec	MSD % Rec	% Rec Limits	RPD	Max RPD	Qual
Sulfide	mg/L	ND	0.5	0.5	0.46	0.47	93	93	80-120	0	10	

Results presented on this page are in the units indicated by the "Units" column except where an alternate unit is presented to the right of the result.

This report shall not be reproduced, except in full,
without the written consent of Pace Analytical Services, LLC.

Pace Analytical Services, LLC
9800 Kincey Ave. Suite 100
Huntersville, NC 28078
(704)875-9092

QUALITY CONTROL DATA

Project: Hammond AP-1-CA-20250203
Pace Project No.: 92778486

QC Batch: 914753
QC Batch Method: SM 4500-S2D-2011
Analysis Method: SM 4500-S2D-2011
Analysis Description: 4500S2D Sulfide Water
Laboratory: Pace Analytical Services - Asheville
Associated Lab Samples: 92778486003, 92778486004, 92778486005, 92778486006, 92778486009, 92778486010, 92778486011, 92778486012

METHOD BLANK: 4702242 Matrix: Water
Associated Lab Samples: 92778486003, 92778486004, 92778486005, 92778486006, 92778486009, 92778486010, 92778486011, 92778486012

Parameter	Units	Blank Result	Reporting Limit	MDL	Analyzed	Qualifiers
Sulfide	mg/L	ND	0.10	0.022	02/08/25 03:49	

LABORATORY CONTROL SAMPLE: 4702243

Parameter	Units	Spike Conc.	LCS Result	LCS % Rec	% Rec Limits	Qualifiers
Sulfide	mg/L	0.5	0.52	103	80-120	

MATRIX SPIKE & MATRIX SPIKE DUPLICATE: 4702244 4702245

Parameter	Units	92778486009 Result	MS Spike Conc.	MSD Spike Conc.	MS Result	MSD Result	MS % Rec	MSD % Rec	% Rec Limits	RPD	Max RPD	Qual
Sulfide	mg/L	ND	0.5	0.5	0.51	0.48	102	95	80-120	7	10	

MATRIX SPIKE & MATRIX SPIKE DUPLICATE: 4702246 4702247

Parameter	Units	92777989003 Result	MS Spike Conc.	MSD Spike Conc.	MS Result	MSD Result	MS % Rec	MSD % Rec	% Rec Limits	RPD	Max RPD	Qual
Sulfide	mg/L	ND	0.5	0.5	0.51	0.55	101	110	80-120	9	10	

Results presented on this page are in the units indicated by the "Units" column except where an alternate unit is presented to the right of the result.

This report shall not be reproduced, except in full,
without the written consent of Pace Analytical Services, LLC.

Pace Analytical Services, LLC
9800 Kincey Ave. Suite 100
Huntersville, NC 28078
(704)875-9092

QUALITY CONTROL DATA

Project: Hammond AP-1-CA-20250203
Pace Project No.: 92778486

QC Batch: 914792
QC Batch Method: EPA 300.0 Rev 2.1 1993
Analysis Method: EPA 300.0 Rev 2.1 1993
Analysis Description: 300.0 IC Anions
Laboratory: Pace Analytical Services - Asheville
Associated Lab Samples: 92778486001

METHOD BLANK: 4702337 Matrix: Water
Associated Lab Samples: 92778486001

Parameter	Units	Blank Result	Reporting Limit	MDL	Analyzed	Qualifiers
Chloride	mg/L	ND	1.0	0.60	02/08/25 21:17	
Fluoride	mg/L	ND	0.10	0.050	02/08/25 21:17	
Sulfate	mg/L	ND	1.0	0.50	02/08/25 21:17	

LABORATORY CONTROL SAMPLE: 4702338

Parameter	Units	Spike Conc.	LCS Result	LCS % Rec	% Rec Limits	Qualifiers
Chloride	mg/L	50	51.4	103	90-110	
Fluoride	mg/L	2.5	2.6	104	90-110	
Sulfate	mg/L	50	52.2	104	90-110	

MATRIX SPIKE & MATRIX SPIKE DUPLICATE: 4702339 4702340

Parameter	Units	92778538006 Result	MS Spike Conc.	MSD Spike Conc.	MS Result	MSD Result	MS % Rec	MSD % Rec	% Rec Limits	RPD	Max RPD	Qual
Chloride	mg/L	28.7	50	50	79.0	78.0	101	99	90-110	1	10	
Fluoride	mg/L	0.055J	2.5	2.5	2.7	2.6	105	103	90-110	1	10	
Sulfate	mg/L	110	50	50	150	149	80	78	90-110	1	10	M1

MATRIX SPIKE & MATRIX SPIKE DUPLICATE: 4702341 4702342

Parameter	Units	92778538016 Result	MS Spike Conc.	MSD Spike Conc.	MS Result	MSD Result	MS % Rec	MSD % Rec	% Rec Limits	RPD	Max RPD	Qual
Chloride	mg/L	1.4	50	50	50.5	52.0	98	101	90-110	3	10	
Fluoride	mg/L	0.073J	2.5	2.5	2.6	2.7	101	104	90-110	3	10	
Sulfate	mg/L	11.6	50	50	61.1	62.5	99	102	90-110	2	10	

Results presented on this page are in the units indicated by the "Units" column except where an alternate unit is presented to the right of the result.

This report shall not be reproduced, except in full,
without the written consent of Pace Analytical Services, LLC.

Pace Analytical Services, LLC
9800 Kincey Ave. Suite 100
Huntersville, NC 28078
(704)875-9092

QUALITY CONTROL DATA

Project: Hammond AP-1-CA-20250203
Pace Project No.: 92778486

QC Batch: 914829
QC Batch Method: EPA 300.0 Rev 2.1 1993
Analysis Method: EPA 300.0 Rev 2.1 1993
Analysis Description: 300.0 IC Anions
Laboratory: Pace Analytical Services - Asheville
Associated Lab Samples: 92778486002, 92778486003, 92778486004, 92778486005, 92778486006, 92778486007, 92778486008, 92778486009, 92778486010, 92778486011, 92778486012

METHOD BLANK: 4702454 Matrix: Water
Associated Lab Samples: 92778486002, 92778486003, 92778486004, 92778486005, 92778486006, 92778486007, 92778486008, 92778486009, 92778486010, 92778486011, 92778486012

Parameter	Units	Blank Result	Reporting Limit	MDL	Analyzed	Qualifiers
Chloride	mg/L	ND	1.0	0.60	02/08/25 15:27	
Fluoride	mg/L	ND	0.10	0.050	02/08/25 15:27	
Sulfate	mg/L	ND	1.0	0.50	02/08/25 15:27	

LABORATORY CONTROL SAMPLE: 4702455

Parameter	Units	Spike Conc.	LCS Result	LCS % Rec	% Rec Limits	Qualifiers
Chloride	mg/L	50	51.0	102	90-110	
Fluoride	mg/L	2.5	2.7	108	90-110	
Sulfate	mg/L	50	51.2	102	90-110	

MATRIX SPIKE & MATRIX SPIKE DUPLICATE: 4702456 4702457

Parameter	Units	92778486002 Result	MS Spike Conc.	MSD Spike Conc.	MS Result	MSD Result	MS % Rec	MSD % Rec	% Rec Limits	RPD	Max RPD	Qual
Chloride	mg/L	19.6	50	50	68.9	70.0	99	101	90-110	2	10	
Fluoride	mg/L	0.18	2.5	2.5	2.7	2.7	100	102	90-110	2	10	
Sulfate	mg/L	170	50	50	209	209	77	78	90-110	0	10	M1

MATRIX SPIKE & MATRIX SPIKE DUPLICATE: 4702458 4702459

Parameter	Units	92778486009 Result	MS Spike Conc.	MSD Spike Conc.	MS Result	MSD Result	MS % Rec	MSD % Rec	% Rec Limits	RPD	Max RPD	Qual
Chloride	mg/L	17.4	50	50	66.9	66.1	99	97	90-110	1	10	
Fluoride	mg/L	0.32	2.5	2.5	2.8	2.8	100	98	90-110	2	10	
Sulfate	mg/L	173	50	50	213	211	81	77	90-110	1	10	M1

Results presented on this page are in the units indicated by the "Units" column except where an alternate unit is presented to the right of the result.

This report shall not be reproduced, except in full,
without the written consent of Pace Analytical Services, LLC.

Pace Analytical Services, LLC
9800 Kincey Ave. Suite 100
Huntersville, NC 28078
(704)875-9092

QUALITY CONTROL DATA

Project: Hammond AP-1-CA-20250203
Pace Project No.: 92778486

QC Batch: 923197
QC Batch Method: EPA 3005A
Analysis Method: EPA 6020B
Analysis Description: WC 6020B MET
Laboratory: Pace Analytical Services - West Columbia
Associated Lab Samples: 92778486001, 92778486002, 92778486003, 92778486004, 92778486005, 92778486006, 92778486007, 92778486008, 92778486009, 92778486010, 92778486011, 92778486012

METHOD BLANK: 4743181
Matrix: Water
Associated Lab Samples: 92778486001, 92778486002, 92778486003, 92778486004, 92778486005, 92778486006, 92778486007, 92778486008, 92778486009, 92778486010, 92778486011, 92778486012

Parameter	Units	Blank Result	Reporting Limit	MDL	Analyzed	Qualifiers
Antimony	mg/L	ND	0.0030	0.00050	03/20/25 12:33	
Arsenic	mg/L	ND	0.0050	0.0012	03/20/25 12:33	
Barium	mg/L	ND	0.0050	0.0012	03/20/25 12:33	
Beryllium	mg/L	ND	0.00050	0.00015	03/20/25 12:33	
Boron	mg/L	ND	0.040	0.0062	03/20/25 16:02	
Cadmium	mg/L	ND	0.00050	0.00012	03/20/25 12:33	
Calcium	mg/L	ND	1.0	0.10	03/20/25 12:33	
Chromium	mg/L	ND	0.0050	0.0012	03/20/25 12:33	
Cobalt	mg/L	ND	0.0050	0.0012	03/20/25 12:33	
Iron	mg/L	ND	0.040	0.012	03/20/25 12:33	
Lead	mg/L	ND	0.0010	0.00025	03/20/25 12:33	
Magnesium	mg/L	ND	0.050	0.010	03/20/25 12:33	
Manganese	mg/L	ND	0.040	0.0012	03/20/25 12:33	
Molybdenum	mg/L	ND	0.010	0.0025	03/20/25 12:33	
Potassium	mg/L	ND	0.50	0.10	03/20/25 12:33	
Selenium	mg/L	ND	0.0050	0.0012	03/20/25 12:33	
Sodium	mg/L	ND	1.0	0.15	03/20/25 12:33	
Thallium	mg/L	ND	0.0010	0.00015	03/20/25 12:33	

LABORATORY CONTROL SAMPLE: 4743182

Parameter	Units	Spike Conc.	LCS Result	LCS % Rec	% Rec Limits	Qualifiers
Antimony	mg/L	0.1	0.093	93	80-120	
Arsenic	mg/L	0.1	0.097	97	80-120	
Barium	mg/L	0.1	0.094	94	80-120	
Beryllium	mg/L	0.1	0.096	96	80-120	
Boron	mg/L	0.1	0.095	95	80-120	
Cadmium	mg/L	0.1	0.095	95	80-120	
Calcium	mg/L	1	0.99J	99	80-120	
Chromium	mg/L	0.1	0.098	98	80-120	
Cobalt	mg/L	0.1	0.10	103	80-120	
Iron	mg/L	1	0.99	99	80-120	
Lead	mg/L	0.1	0.10	102	80-120	
Magnesium	mg/L	1	0.97	97	80-120	
Manganese	mg/L	0.1	0.096	96	80-120	
Molybdenum	mg/L	0.1	0.095	95	80-120	
Potassium	mg/L	1	1.0	103	80-120	

Results presented on this page are in the units indicated by the "Units" column except where an alternate unit is presented to the right of the result.

This report shall not be reproduced, except in full,
without the written consent of Pace Analytical Services, LLC.

Pace Analytical Services, LLC
9800 Kincey Ave. Suite 100
Huntersville, NC 28078
(704)875-9092

QUALITY CONTROL DATA

Project: Hammond AP-1-CA-20250203
Pace Project No.: 92778486

LABORATORY CONTROL SAMPLE: 4743182

Parameter	Units	Spike Conc.	LCS Result	LCS % Rec	% Rec Limits	Qualifiers
Selenium	mg/L	0.1	0.096	96	80-120	
Sodium	mg/L	1	1.0	104	80-120	
Thallium	mg/L	0.1	0.099	99	80-120	

MATRIX SPIKE & MATRIX SPIKE DUPLICATE: 4743183 4743184

Parameter	Units	92778486012 Result	MS Spike Conc.	MSD Spike Conc.	MS Result	MSD Result	MS % Rec	MSD % Rec	% Rec Limits	RPD	Max RPD	Qual
Antimony	mg/L	ND	0.1	0.1	0.096	0.095	96	95	75-125	1	20	
Arsenic	mg/L	0.26	0.1	0.1	0.34	0.34	82	81	75-125	0	20	
Barium	mg/L	0.043	0.1	0.1	0.14	0.14	96	96	75-125	1	20	
Beryllium	mg/L	ND	0.1	0.1	0.092	0.092	92	92	75-125	1	20	
Boron	mg/L	0.77	0.1	0.1	0.88	0.87	103	94	75-125	1	20	
Cadmium	mg/L	ND	0.1	0.1	0.096	0.096	96	96	75-125	0	20	
Calcium	mg/L	115	1	1	117	117	195	232	75-125	0	20	M1
Chromium	mg/L	ND	0.1	0.1	0.098	0.098	98	98	75-125	0	20	
Cobalt	mg/L	0.019	0.1	0.1	0.10	0.10	84	83	75-125	1	20	
Iron	mg/L	11.3	1	1	12.3	12.0	100	67	75-125	3	20	M1
Lead	mg/L	ND	0.1	0.1	0.098	0.098	98	98	75-125	0	20	
Magnesium	mg/L	16.7	1	1	17.4	17.5	68	80	75-125	1	20	M1
Manganese	mg/L	2.8	0.1	0.1	2.9	2.9	106	117	75-125	0	20	
Molybdenum	mg/L	0.015	0.1	0.1	0.11	0.11	96	96	75-125	0	20	
Potassium	mg/L	5.5	1	1	6.6	6.5	106	100	75-125	1	20	
Selenium	mg/L	ND	0.1	0.1	0.081	0.081	81	81	75-125	0	20	
Sodium	mg/L	8.8	1	1	9.7	9.7	92	91	75-125	0	20	
Thallium	mg/L	ND	0.1	0.1	0.095	0.095	95	95	75-125	0	20	

Results presented on this page are in the units indicated by the "Units" column except where an alternate unit is presented to the right of the result.

This report shall not be reproduced, except in full,
without the written consent of Pace Analytical Services, LLC.

Pace Analytical Services, LLC
9800 Kincey Ave. Suite 100
Huntersville, NC 28078
(704)875-9092

QUALIFIERS

Project: Hammond AP-1-CA-20250203
Pace Project No.: 92778486

DEFINITIONS

DF - Dilution Factor, if reported, represents the factor applied to the reported data due to dilution of the sample aliquot.

ND - Not Detected at or above adjusted reporting limit.

TNTC - Too Numerous To Count

J - Estimated concentration above the adjusted method detection limit and below the adjusted reporting limit.

MDL - Adjusted Method Detection Limit.

PQL - Practical Quantitation Limit.

RL - Reporting Limit - The lowest concentration value that meets project requirements for quantitative data with known precision and bias for a specific analyte in a specific matrix.

S - Surrogate

1,2-Diphenylhydrazine decomposes to and cannot be separated from Azobenzene using Method 8270. The result for each analyte is a combined concentration.

Consistent with EPA guidelines, unrounded data are displayed and have been used to calculate % recovery and RPD values.

LCS(D) - Laboratory Control Sample (Duplicate)

MS(D) - Matrix Spike (Duplicate)

DUP - Sample Duplicate

RPD - Relative Percent Difference

NC - Not Calculable.

SG - Silica Gel - Clean-Up

U - Indicates the compound was analyzed for, but not detected.

Acid preservation may not be appropriate for 2 Chloroethylvinyl ether.

A separate vial preserved to a pH of 4-5 is recommended in SW846 Chapter 4 for the analysis of Acrolein and Acrylonitrile by EPA Method 8260.

N-Nitrosodiphenylamine decomposes and cannot be separated from Diphenylamine using Method 8270. The result reported for each analyte is a combined concentration.

Reported results are not rounded until the final step prior to reporting. Therefore, calculated parameters that are typically reported as "Total" may vary slightly from the sum of the reported component parameters.

Pace Analytical is TNI accredited. Contact your Pace PM for the current list of accredited analytes.

TNI - The NELAC Institute.

ANALYTE QUALIFIERS

J	Analyte detected below the reporting limit, therefore result is an estimate. This qualifier is also used for all TICs.
M1	Matrix spike recovery exceeded QC limits. Batch accepted based on laboratory control sample (LCS) recovery.

This report shall not be reproduced, except in full,
without the written consent of Pace Analytical Services, LLC.

Pace Analytical Services, LLC
9800 Kincey Ave. Suite 100
Huntersville, NC 28078
(704)875-9092

QUALITY CONTROL DATA CROSS REFERENCE TABLE

Project: Hammond AP-1-CA-20250203
Pace Project No.: 92778486

Lab ID	Sample ID	QC Batch Method	QC Batch	Analytical Method	Analytical Batch
92778486001	**HAM-PT-07**	3015	2464154	EPA 6020B	2464154
92778486002	**HAM-PT-08**	3015	2464154	EPA 6020B	2464154
92778486003	**HAM-PT-09**	3015	2464154	EPA 6020B	2464154
92778486004	**HAM-PT-10**	3015	2464154	EPA 6020B	2464154
92778486005	**HAM-PT-11**	3015	2464154	EPA 6020B	2464154
92778486006	**HAM-PT-12**	3015	2464154	EPA 6020B	2464154
92778486007	**HAM-PT-13**	3015	2464154	EPA 6020B	2464154
92778486008	**HAM-PT-14**	3015	2464154	EPA 6020B	2464154
92778486009	**HAM-PT-15**	3015	2464154	EPA 6020B	2464154
92778486010	**HAM-AP1-EB-01**	3015	2464154	EPA 6020B	2464154
92778486011	**HAM-AP1-FB-01**	3015	2464154	EPA 6020B	2464154
92778486012	**HAM-AP1-FD-01**	3015	2464154	EPA 6020B	2464154
92778486001	**HAM-PT-07**	EPA 7470A	914889	EPA 7470A	915003
92778486002	**HAM-PT-08**	EPA 7470A	914889	EPA 7470A	915003
92778486003	**HAM-PT-09**	EPA 7470A	914889	EPA 7470A	915003
92778486004	**HAM-PT-10**	EPA 7470A	914889	EPA 7470A	915003
92778486005	**HAM-PT-11**	EPA 7470A	914889	EPA 7470A	915003
92778486006	**HAM-PT-12**	EPA 7470A	914889	EPA 7470A	915003
92778486007	**HAM-PT-13**	EPA 7470A	914889	EPA 7470A	915003
92778486008	**HAM-PT-14**	EPA 7470A	914889	EPA 7470A	915003
92778486009	**HAM-PT-15**	EPA 7470A	914889	EPA 7470A	915003
92778486010	**HAM-AP1-EB-01**	EPA 7470A	914965	EPA 7470A	915313
92778486011	**HAM-AP1-FB-01**	EPA 7470A	914965	EPA 7470A	915313
92778486012	**HAM-AP1-FD-01**	EPA 7470A	914965	EPA 7470A	915313
92778486001	**HAM-PT-07**	SM 2320B-2011	915023		
92778486002	**HAM-PT-08**	SM 2320B-2011	915023		
92778486003	**HAM-PT-09**	SM 2320B-2011	915650		
92778486004	**HAM-PT-10**	SM 2320B-2011	915650		
92778486005	**HAM-PT-11**	SM 2320B-2011	915650		
92778486006	**HAM-PT-12**	SM 2320B-2011	915650		
92778486007	**HAM-PT-13**	SM 2320B-2011	915023		
92778486008	**HAM-PT-14**	SM 2320B-2011	915023		
92778486009	**HAM-PT-15**	SM 2320B-2011	915023		
92778486010	**HAM-AP1-EB-01**	SM 2320B-2011	915650		
92778486011	**HAM-AP1-FB-01**	SM 2320B-2011	915650		
92778486012	**HAM-AP1-FD-01**	SM 2320B-2011	915650		
92778486001	**HAM-PT-07**	SM 2540C-2015	914807		
92778486002	**HAM-PT-08**	SM 2540C-2015	914807		
92778486003	**HAM-PT-09**	SM 2540C-2015	915152		
92778486004	**HAM-PT-10**	SM 2540C-2015	915152		
92778486005	**HAM-PT-11**	SM 2540C-2015	915152		
92778486006	**HAM-PT-12**	SM 2540C-2015	915152		
92778486007	**HAM-PT-13**	SM 2540C-2015	914807		
92778486008	**HAM-PT-14**	SM 2540C-2015	914807		

This report shall not be reproduced, except in full,
without the written consent of Pace Analytical Services, LLC.

Pace Analytical Services, LLC
9800 Kincey Ave. Suite 100
Huntersville, NC 28078
(704)875-9092

QUALITY CONTROL DATA CROSS REFERENCE TABLE

Project: Hammond AP-1-CA-20250203
Pace Project No.: 92778486

Lab ID	Sample ID	QC Batch Method	QC Batch	Analytical Method	Analytical Batch
92778486009	**HAM-PT-15**	SM 2540C-2015	914807		
92778486010	**HAM-AP1-EB-01**	SM 2540C-2015	915152		
92778486011	**HAM-AP1-FB-01**	SM 2540C-2015	915152		
92778486012	**HAM-AP1-FD-01**	SM 2540C-2015	915152		
92778486001	**HAM-PT-07**	SM 4500-S2D-2011	914751		
92778486002	**HAM-PT-08**	SM 4500-S2D-2011	914751		
92778486003	**HAM-PT-09**	SM 4500-S2D-2011	914753		
92778486004	**HAM-PT-10**	SM 4500-S2D-2011	914753		
92778486005	**HAM-PT-11**	SM 4500-S2D-2011	914753		
92778486006	**HAM-PT-12**	SM 4500-S2D-2011	914753		
92778486007	**HAM-PT-13**	SM 4500-S2D-2011	914751		
92778486008	**HAM-PT-14**	SM 4500-S2D-2011	914751		
92778486009	**HAM-PT-15**	SM 4500-S2D-2011	914753		
92778486010	**HAM-AP1-EB-01**	SM 4500-S2D-2011	914753		
92778486011	**HAM-AP1-FB-01**	SM 4500-S2D-2011	914753		
92778486012	**HAM-AP1-FD-01**	SM 4500-S2D-2011	914753		
92778486001	**HAM-PT-07**	EPA 300.0 Rev 2.1 1993	914792		
92778486002	**HAM-PT-08**	EPA 300.0 Rev 2.1 1993	914829		
92778486003	**HAM-PT-09**	EPA 300.0 Rev 2.1 1993	914829		
92778486004	**HAM-PT-10**	EPA 300.0 Rev 2.1 1993	914829		
92778486005	**HAM-PT-11**	EPA 300.0 Rev 2.1 1993	914829		
92778486006	**HAM-PT-12**	EPA 300.0 Rev 2.1 1993	914829		
92778486007	**HAM-PT-13**	EPA 300.0 Rev 2.1 1993	914829		
92778486008	**HAM-PT-14**	EPA 300.0 Rev 2.1 1993	914829		
92778486009	**HAM-PT-15**	EPA 300.0 Rev 2.1 1993	914829		
92778486010	**HAM-AP1-EB-01**	EPA 300.0 Rev 2.1 1993	914829		
92778486011	**HAM-AP1-FB-01**	EPA 300.0 Rev 2.1 1993	914829		
92778486012	**HAM-AP1-FD-01**	EPA 300.0 Rev 2.1 1993	914829		
92778486001	**HAM-PT-07**	EPA 3005A	923197	EPA 6020B	923913
92778486002	**HAM-PT-08**	EPA 3005A	923197	EPA 6020B	923913
92778486003	**HAM-PT-09**	EPA 3005A	923197	EPA 6020B	923913
92778486004	**HAM-PT-10**	EPA 3005A	923197	EPA 6020B	923913
92778486005	**HAM-PT-11**	EPA 3005A	923197	EPA 6020B	923913
92778486006	**HAM-PT-12**	EPA 3005A	923197	EPA 6020B	923913
92778486007	**HAM-PT-13**	EPA 3005A	923197	EPA 6020B	923913
92778486008	**HAM-PT-14**	EPA 3005A	923197	EPA 6020B	923913
92778486009	**HAM-PT-15**	EPA 3005A	923197	EPA 6020B	923913
92778486010	**HAM-AP1-EB-01**	EPA 3005A	923197	EPA 6020B	923913
92778486011	**HAM-AP1-FB-01**	EPA 3005A	923197	EPA 6020B	923913
92778486012	**HAM-AP1-FD-01**	EPA 3005A	923197	EPA 6020B	923913

This report shall not be reproduced, except in full,
without the written consent of Pace Analytical Services, LLC.

Pace ANALYTICAL SERVICES

Effective Date: 05/24/2024

ɔratory receiving samples:
heville ☐ Eden ☐ Greenwood ☐ Huntersville ☐ Raleigh ☐ Mechanicsville ☐ Atlanta ☑ Kernersville ☐

WO# : 92778486
92778486

Sample Condition Upon Receipt

Client Name: Ga Power

Project #

ırier: Commercial ☐ Fed Ex ☐ UPS ☐ USPS ☐ Client ☑ Pace ☐ Other:

:tody Seal Present? ☑ Yes ☐ No Seals Intact? ☑ Yes ☐ No ☐ N/A

Date/Initials Person Examining Contents: 2/7/25 NA

:king Material: ☑ Bubble Wrap ☐ Bubble Bags ☐ None ☐ Other

Biological Tissue Frozen? ☐ Yes ☐ No ☑ N/A

ɜrmometer: ☑ IR Gun ID: 230

Type of Ice: ☑ Wet ☐ Blue ☐ None

ɔler Temp: 3.1

Correction Factor: Add/Subtract (°C) +0.1

Temp should be above freezing to 6°C
☐ Samples out of temp criteria. Samples on ice, cooling process has begun

ɔler Temp Corrected (°C): 3.2

DA Regulated Soil (☐ N/A, water sample)

Did samples originate in a quarantine zone within the United States: CA, NY, or SC (check maps)? ☐ Yes ☐ No

Did samples originate from a foreign source (internationally, including Hawaii and Puerto Rico)? ☐ Yes ☐ No

				Comments/Discrepancy:
Chain of Custody Present?	☑ Yes	☐ No	☐ N/A	1.
Samples Arrived within Hold Time?	☑ Yes	☐ No	☐ N/A	2.
Short Hold Time Analysis (<72 hr.)?	☑ Yes	☐ No	☐ N/A	3.
Rush Turn Around Time Requested?	☐ Yes	☑ No	☐ N/A	4.
Sufficient Volume?	☑ Yes	☐ No	☐ N/A	5.
Correct Containers Used?	☑ Yes	☐ No	☐ N/A	6.
-Pace Containers Used?	☑ Yes	☐ No	☐ N/A	
Containers Intact?	☑ Yes	☐ No	☐ N/A	7.
Dissolved analysis: Samples Field Filtered? 1/7/25	~~☑ Yes~~	☐ No	☑ N/A	8.
Sample Labels Match COC? SM	☑ Yes	☐ No	☐ N/A	9.
-Includes Date/Time/ID/Analysis Matrix: W				
Headspace in VOA Vials (>5-6mm)?	☐ Yes	☐ No	☑ N/A	10.
Trip Blank Present?	☐ Yes	☐ No	☑ N/A	11.
Trip Blank Custody Seals Present?	☐ Yes	☐ No	☑ N/A	

Field Data Required? ☐ Yes ☐ No

ɴMMENTS/SAMPLE DISCREPANCY

Lot ID of split containers:

ɴT NOTIFICATION/RESOLUTION

rson contacted: Date/Time:

Project Manager SCURF Review: Date:

Project Manager SRF Review: Date:

Page 1 of 2

altrax ID: 69614

DC#_Title: ENV-FRM-HUN1-0083 v05_Sample Condition Upon Receipt

Effective Date: 05/24/2024

WO#: 92778486

PM: BV Due Date: 02/24/25

CLIENT: 92- GP-HAM

*Check mark top half of box if pH and/or dechlorination is verified and within the acceptance range for preservation samples.

Exceptions: VOA, Coliform, TOC, Oil and Grease, DRO/8015 (water) DOC, LLHg

**Bottom half of box is to list number of bottles

***Check all unpreserved Nitrates for chlorine

Project #

Laboratory Receiving Location: Asheville ☐ Eden ☐ Greenwood ☐ Huntersville ☐ Raleigh ☐ Mechanicsville ☐ Atlanta ☐ Kernersville ☐

Client_____ Profile/EZ (Circle one)_____ Notes_____

Item#	BP4U-125 mL Plastic Unpreserved (N/A) (Cl-)	BP3U-250 mL Plastic Unpreserved (N/A)	BP2U-500 mL Plastic Unpreserved (N/A)	BP1U-1 liter Plastic Unpreserved (N/A)		BP4S-125 mL Plastic H2SO4 (pH < 2) (Cl-)	BP3N-250 mL plastic HNO3 (pH < 2)	BP4Z-125 mL Plastic ZN Acetate & NaOH (>9)	BP4B-125 mL Plastic NaOH (pH > 12) (Cl-)	WGFU-Wide-mouthed Glass Jar Unpreserved	AG1U-1 liter Amber Unpreserved (N/A) (Cl-)	AG1H-1 liter Amber HCl (pH < 2)	AG3U-250 mL Amber Unpreserved (N/A) (Cl-)	AG1S-1 liter Amber H2SO4 (pH < 2)	AG3S-250 mL Amber H2SO4 (pH < 2)	DG9A-40 mL Amber NH4Cl (N/A)(Cl-)	DG9H-40 mL VOA HCl (N/A)	VG9T-40 mL VOA Na2S2O3 (N/A)	VG9U-40 mL VOA Unpreserved (N/A)	DG9V-40 mL VOA H3PO4 (N/A)	KP7U-50 mL Plastic Unpreserved (N/A)	V/GK (3 vials per kit)-VPH/Gas kit (N/A)	SP5T-125 mL Sterile Plastic (N/A – lab)	SP2T-250 mL Sterile Plastic (N/A – lab)		BP3R-250 mL Plastic (NH2)2SO4 (9.3-9.7)	AG0U-100 mL Amber Unpreserved (N/A) (Cl-)	VSGU-20 mL Scintillation vials (N/A)	DG8U-40 mL Amber Unpreserved vials (N/A)
CC																													
1		2	1				2	1																					
2		2	1				2	1																					
3		2	1				2	1																					
4		2	1				2	1																					
5		2	1				2	1																					
6		2	1				2	1																					
7		2	1				2	1																					
8		2	1				2	1																					
9		2	1				2	1																					
10		2	1				2	1																					
11		2	1				2	1																					
12		3	1				2	1																					

pH Adjustment Log for Preserved Samples

Sample ID	Type of Preservative	pH upon receipt	Date preservation adjusted	Time preservation adjusted	Amount of Preservative added	Lot #

Note: Whenever there is a discrepancy affecting North Carolina compliance samples, a copy of this form will be sent to the North Carolina DENR Certification Office (i.e. Out of hold, incorrect preservative, out of temp, incorrect containers.

Qualtrax ID: 69614

Pace Analytical

CHAIN-OF-CUSTODY / Analytical Request Document

The Chain-of-Custody is a LEGAL DOCUMENT. All relevant fields must be completed accurately.

Page: | of |

Section A Required Client Information:

Company:	GA Power
Address:	Atlanta, GA
Email To:	SCS Contacts
Phone:	Fax:
Requested Due Date/TAT:	10 Day

Section B Required Project Information:

Report To:	SCS Contacts
Copy To:	Geosyntec Contacts
Purchase Order No.:	GPC82474-0001
Project Name:	Hammond AP-1
Project Number:	

Section C Invoice Information:

Attention:	Southern Co.
Company Name:	
Address:	
Pace Quote Reference:	
Pace Project Manager:	Bonnie Vang
Pace Profile #:	16483

REGULATORY AGENCY

☐ NPDES ☐ GROUND WATER ☐ DRINKING WATER
☐ UST ☐ RCRA ☑ OTHER CCR

Site Location STATE: GA

Section D Required Client Information

SAMPLE ID (A-Z, 0-9 / ,-) Sample IDs MUST BE UNIQUE

Valid Matrix Codes

MATRIX	CODE
DRINKING WATER	DW
WATER	WT
WASTE WATER	WW
PRODUCT	P
SOIL/SOLID	SL
OIL	OL
WIPE	WP
AIR	AR
OTHER	OT
TISSUE	TS

Requested Analysis Filtered (Y/N)

ITEM #	SAMPLE ID	MATRIX CODE (see valid codes to left)	SAMPLE TYPE (G=GRAB C=COMP)	COLLECTED COMPOSITE DATE	COLLECTED COMPOSITE TIME	COLLECTED COMPOSITE DATE	COLLECTED COMPOSITE TIME	SAMPLE TEMP AT COLLECTION	# OF CONTAINERS	Unpreserved	H_2SO_4	HNO_3	HCl	NaOH	$Na_2S_2O_3$	Methanol	Other	Analysis Test Y/N	Chloride, Fluoride, Sulfate	Full App. III and IV metals	Major ions (Profile 10839-2)	TDS	Residual Chlorine (Y/N)	Pace Project No./ Lab I.D.
										Preservatives									N	N	N	N		
1	HAM-PT-07	WG	G	2/4/2025	1155			19	6	3		2					1		x	x	x	x	N	
2	HAM-PT-08	WG	G	2/4/2025	1339			19	6	3		2					1		x	x	x	x	N	
3	HAM-PT-09	WG	G	2/5/2025	1121			19	6	3		2					1		x	x	x	x	N	
4	HAM-PT-10	WG	G	2/5/2025	1000			18	6	3		2					1		x	x	x	x	N	
5	HAM-PT-11	WG	G	2/5/2025	1001			18	6	3		2					1		x	x	x	x	N	
6	HAM-PT-12	WG	G	2/5/2025	1141			19	6	3		2					1		x	x	x	x	N	
7	HAM-PT-13	WG	G	2/4/2025	1005			18	6	3		2					1		x	x	x	x	N	
8	HAM-PT-14	WG	G	2/4/2025	1008			18	6	3		2					1		x	x	x	x	N	
9	HAM-PT-15	WG	G	2/4/2025	1455			20	6	3		2					1		x	x	x	x	N	
10	HAM-AP1-EB-01	WQ	G	2/5/2025	1230			19	6	3		2					1		x	x	x	x	N	
11	HAM-AP1-FB-01	WQ	G	2/5/2025	1220			19	6	3		2					1		x	x	x	x	N	
12	HAM-AP1-FD-01	WG	G	2/4/2025	0000			19	6	3		2					1		x	x	x	x	N	

ADDITIONAL COMMENTS	RELINQUISHED BY / AFFILIATION	DATE	TIME	ACCEPTED BY / AFFILIATION	DATE	TIME	SAMPLE CONDITIONS
Task Code: HAM-CCR-CA-20250203	Zain Webb / Geosyntec	2/7/25	0800	Thomas Hessler / Pace	2/7/2025	0800	
	Thomas Hessler / Pace	2/7/2025	0845	Ryan Williams / Pace	2/7/2025	0845	
	Ryan Williams / Pace	2/7/2025	1535		2/7/25	1535	

SAMPLER NAME AND SIGNATURE

PRINT Name of SAMPLER: Zain Webb, Tristan Halterman / Geosyntec Consultants, Inc.

SIGNATURE of SAMPLER: Zain Webb, Tristan H. DATE Signed (MM/DD/YY): 2/6/25

Temp in °C	Received on ice (Y/N)	Custody Sealed Cooler (Y/N)	Samples Intact (Y/N)

*Important Note: By signing this form you are accepting Pace's NET 30 day payment terms and agreeing to late charges of 1.5% per month for any invoices not paid within 30 days.

F-ALL-Q-020rev.07, 15-Feb-2007

Pace Analytical Services, LLC
9800 Kincey Ave. Suite 100
Huntersville, NC 28078
(704)875-9092

April 23, 2025

Kristen Jurinko
Southern Company
241 Ralph McGill Blvd NE
Bin 10160
Atlanta, GA 30308

RE: Project: Hammond AP-1
Pace Project No.: 92789136

Dear Kristen Jurinko:

Enclosed are the analytical results for sample(s) received by the laboratory on April 04, 2025. The results relate only to the samples included in this report. Results reported herein conform to the applicable TNI/NELAC Standards and the laboratory's Quality Manual, where applicable, unless otherwise noted in the body of the report.

The test results provided in this final report were generated by each of the following laboratories within the Pace Network:

- Pace National - Mt. Juliet
- Pace Analytical Services - Asheville
- Pace Analytical Services - West Columbia

If you have any questions concerning this report, please feel free to contact me.

Sincerely,

Bonnie Vang

Bonnie Vang
bonnie.vang@pacelabs.com
704-977-0968
Project Manager

Enclosures

cc: Kip Gray, Geosyntec
Christine Hug, Geosyntec Consultants, Inc.
Thomas Kessler, Geosyntec Consultants
Whitney Law, Geosyntec Consultants
Laura Midkiff, Southern Company
Caroline Nelson, Geosyntec Consultants, Inc
Jamie Newsome, Geosyntec Consultants
Zain Webb, Geosyntec Consultants

This report shall not be reproduced, except in full,
without the written consent of Pace Analytical Services, LLC.

Pace Analytical Services, LLC
9800 Kincey Ave. Suite 100
Huntersville, NC 28078
(704)875-9092

CERTIFICATIONS

Project: Hammond AP-1
Pace Project No.: 92789136

Pace Analytical Services National
12065 Lebanon Road, Mt. Juliet, TN 37122
Alabama Certification #: 40660
Alaska Certification 17-026
Arizona Certification #: AZ0612
Arkansas Certification #: 88-0469
California Certification #: 2932
Canada Certification #: 1461.01
Colorado Certification #: TN00003
Connecticut Certification #: PH-0197
DOD Certification: #1461.01
EPA# TN00003
Florida Certification #: E87487
Georgia DW Certification #: 923
Georgia Certification: NELAP
Idaho Certification #: TN00003
Illinois Certification #: 200008
Indiana Certification #: C-TN-01
Iowa Certification #: 364
Kansas Certification #: E-10277
Kentucky UST Certification #: 16
Kentucky Certification #: 90010
Louisiana Certification #: AI30792
Louisiana DW Certification #: LA180010
Maine Certification #: TN0002
Maryland Certification #: 324
Massachusetts Certification #: M-TN003
Michigan Certification #: 9958
Minnesota Certification #: 047-999-395
Mississippi Certification #: TN00003
Missouri Certification #: 340
Montana Certification #: CERT0086
Nebraska Certification #: NE-OS-15-05
Nevada Certification #: TN-03-2002-34
New Hampshire Certification #: 2975
New Jersey Certification #: TN002
New Mexico DW Certification
New York Certification #: 11742
North Carolina Aquatic Toxicity Certification #: 41
North Carolina Drinking Water Certification #: 21704
North Carolina Environmental Certificate #: 375
North Dakota Certification #: R-140
Ohio VAP Certification #: CL0069
Oklahoma Certification #: 9915
Oregon Certification #: TN200002
Pennsylvania Certification #: 68-02979
Rhode Island Certification #: LAO00356
South Carolina Certification #: 84004
South Dakota Certification
Tennessee DW/Chem/Micro Certification #: 2006
Texas Mold Certification #: LAB0152
Texas Certification #: T 104704245-17-14
USDA Soil Permit #: P330-15-00234
Utah Certification #: TN00003
Virginia Certification #: VT2006
Vermont Dept. of Health: ID# VT-2006
Virginia Certification #: 460132
Washington Certification #: C847
West Virginia Certification #: 233
Wisconsin Certification #: 998093910
Wyoming UST Certification #: via A2LA 2926.01
A2LA-ISO 17025 Certification #: 1461.01
A2LA-ISO 17025 Certification #: 1461.02
AIHA-LAP/LLC EMLAP Certification #:100789

Pace Analytical Services Asheville
2225 Riverside Drive, Asheville, NC 28804
Florida/NELAP Certification #: E87648
North Carolina Drinking Water Certification #: 37712
North Carolina Wastewater Certification #: 40
South Carolina Laboratory ID: 99030
South Carolina Certification #: 99030001
Virginia/VELAP Certification #: 460222

Pace Analytical Services West Columbia
106 Vantage Point Drive, West Columbia, SC 29172
Alaska Dept. of Energy Conservation, Cert# 20-002
California ELAP, cert# 3049
DoD, DoD QSM V5.4, cert# I.2224
DOE, DoD/DOE QSM V5.4, cert# I.2224.01
Florida, Dept. of Health, cert# E87653-70
Georgia, Env. Protection Division, cert# E87653
Illinois, EPA NELAP, cert# 2000552024-9
Kansas, Dept. of Health and Environment, cert# E-10417
Kentucky, Dept. for Env. Protection, UST, cert# 103582
Kentucky, Dept. for Env. Protection, cert# 98037
Louisiana, Dept. of Environmental Quality, cert# 5125
North Carolina, DEQ, Water Resources, cert# 329
New Jersey, Dept. of Env. Protection, cert# NLC 240005
Oklahoma, Dept. of Env. Quality, cert# 2023-175
Oregon, ELAP, cert# 4181-006
Pennsylvania, Dept. of Env. Protection, cert# 003
South Carolina, Dept. of Env. Services, cert# 32010001
Texas, Commission on Env. Quality, cert# TX-C24-00083
Virginia, Dept. of General Services, cert# 13080
Wisconsin, Dept. of Natural Resources, cert# 399136100

This report shall not be reproduced, except in full,
without the written consent of Pace Analytical Services, LLC.

Pace Analytical Services, LLC
9800 Kincey Ave. Suite 100
Huntersville, NC 28078
(704)875-9092

SAMPLE SUMMARY

Project: Hammond AP-1
Pace Project No.: 92789136

Lab ID	Sample ID	Matrix	Date Collected	Date Received
92789136001	**HAM-PT-07**	Water	04/03/25 09:20	04/04/25 14:25
92789136002	**HAM-PT-08**	Water	04/02/25 16:52	04/04/25 14:25
92789136003	**HAM-PT-09**	Water	04/03/25 13:57	04/04/25 14:25
92789136004	**HAM-PT-10**	Water	04/03/25 12:39	04/04/25 14:25
92789136005	**HAM-PT-11**	Water	04/03/25 12:30	04/04/25 14:25
92789136006	**HAM-PT-12**	Water	04/03/25 14:23	04/04/25 14:25
92789136007	**HAM-PT-13**	Water	04/02/25 17:18	04/04/25 14:25
92789136008	**HAM-PT-14**	Water	04/02/25 13:49	04/04/25 14:25
92789136009	**HAM-PT-15**	Water	04/02/25 13:04	04/04/25 14:25
92789136010	**HAM-AP1-EB-01**	Water	04/02/25 18:00	04/04/25 14:25
92789136011	**HAM-AP1-FB-01**	Water	04/02/25 17:50	04/04/25 14:25
92789136012	**HAM-AP1-FD-01**	Water	04/02/25 00:00	04/04/25 14:25

This report shall not be reproduced, except in full,
without the written consent of Pace Analytical Services, LLC.

Pace Analytical Services, LLC
9800 Kincey Ave. Suite 100
Huntersville, NC 28078
(704)875-9092

SAMPLE ANALYTE COUNT

Project: Hammond AP-1
Pace Project No.: 92789136

Lab ID	Sample ID	Method	Analysts	Analytes Reported	Laboratory
92789136001	**HAM-PT-07**	EPA 6020B	SJM	1	PAN
		SM 2320B-2011	SMS	3	PASI-A
		SM 2540C-2015	CDM	1	PASI-A
		SM 4500-S2D-2011	JP1	1	PASI-A
		EPA 300.0 Rev 2.1 1993	JCM	3	PASI-A
		EPA 6020B	BW	18	PASI-WC
		EPA 7470A	KJW	1	PASI-WC
92789136002	**HAM-PT-08**	EPA 6020B	SJM	1	PAN
		SM 2320B-2011	SMS	3	PASI-A
		SM 2540C-2015	YEG	1	PASI-A
		SM 4500-S2D-2011	JP1	1	PASI-A
		EPA 300.0 Rev 2.1 1993	JCM	3	PASI-A
		EPA 6020B	BW	18	PASI-WC
		EPA 7470A	KJW	1	PASI-WC
92789136003	**HAM-PT-09**	EPA 6020B	SJM	1	PAN
		SM 2320B-2011	SMS	3	PASI-A
		SM 2540C-2015	CDM	1	PASI-A
		SM 4500-S2D-2011	JP1	1	PASI-A
		EPA 300.0 Rev 2.1 1993	JCM	3	PASI-A
		EPA 6020B	BW	18	PASI-WC
		EPA 7470A	KJW	1	PASI-WC
92789136004	**HAM-PT-10**	EPA 6020B	SJM	1	PAN
		SM 2320B-2011	SMS	3	PASI-A
		SM 2540C-2015	CDM	1	PASI-A
		SM 4500-S2D-2011	JP1	1	PASI-A
		EPA 300.0 Rev 2.1 1993	JCM	3	PASI-A
		EPA 6020B	BW	18	PASI-WC
		EPA 7470A	KJW	1	PASI-WC
92789136005	**HAM-PT-11**	EPA 6020B	SJM	1	PAN
		SM 2320B-2011	SMS	3	PASI-A
		SM 2540C-2015	CDM	1	PASI-A
		SM 4500-S2D-2011	JP1	1	PASI-A
		EPA 300.0 Rev 2.1 1993	JCM	3	PASI-A
		EPA 6020B	BW	18	PASI-WC
		EPA 7470A	KJW	1	PASI-WC
92789136006	**HAM-PT-12**	EPA 6020B	SJM	1	PAN
		SM 2320B-2011	SMS	3	PASI-A

This report shall not be reproduced, except in full,
without the written consent of Pace Analytical Services, LLC.

Pace Analytical Services, LLC
9800 Kincey Ave. Suite 100
Huntersville, NC 28078
(704)875-9092

SAMPLE ANALYTE COUNT

Project: Hammond AP-1
Pace Project No.: 92789136

Lab ID	Sample ID	Method	Analysts	Analytes Reported	Laboratory
		SM 2540C-2015	NSS	1	PASI-A
		SM 4500-S2D-2011	JP1	1	PASI-A
		EPA 300.0 Rev 2.1 1993	JCM	3	PASI-A
		EPA 6020B	BW	18	PASI-WC
		EPA 7470A	KJW	1	PASI-WC
92789136007	**HAM-PT-13**	EPA 6020B	SJM	1	PAN
		SM 2320B-2011	SMS	3	PASI-A
		SM 2540C-2015	YEG	1	PASI-A
		SM 4500-S2D-2011	JP1	1	PASI-A
		EPA 300.0 Rev 2.1 1993	JCM	3	PASI-A
		EPA 6020B	BW	18	PASI-WC
		EPA 7470A	KJW	1	PASI-WC
92789136008	**HAM-PT-14**	EPA 6020B	SJM	1	PAN
		SM 2320B-2011	SMS	3	PASI-A
		SM 2540C-2015	YEG	1	PASI-A
		SM 4500-S2D-2011	JP1	1	PASI-A
		EPA 300.0 Rev 2.1 1993	JCM	3	PASI-A
		EPA 6020B	BW	18	PASI-WC
		EPA 7470A	KJW	1	PASI-WC
92789136009	**HAM-PT-15**	EPA 6020B	SJM	1	PAN
		SM 2320B-2011	SMS	3	PASI-A
		SM 2540C-2015	YEG	1	PASI-A
		SM 4500-S2D-2011	JP1	1	PASI-A
		EPA 300.0 Rev 2.1 1993	JCM	3	PASI-A
		EPA 6020B	BW	18	PASI-WC
		EPA 7470A	KJW	1	PASI-WC
92789136010	**HAM-AP1-EB-01**	EPA 6020B	SJM	1	PAN
		SM 2320B-2011	SMS	3	PASI-A
		SM 2540C-2015	YEG	1	PASI-A
		SM 4500-S2D-2011	JP1	1	PASI-A
		EPA 300.0 Rev 2.1 1993	JCM	3	PASI-A
		EPA 6020B	BW	18	PASI-WC
		EPA 7470A	KJW	1	PASI-WC
92789136011	**HAM-AP1-FB-01**	EPA 6020B	SJM	1	PAN
		SM 2320B-2011	SMS	3	PASI-A
		SM 2540C-2015	YEG	1	PASI-A
		SM 4500-S2D-2011	JP1	1	PASI-A

This report shall not be reproduced, except in full,
without the written consent of Pace Analytical Services, LLC.

Pace Analytical Services, LLC
9800 Kincey Ave. Suite 100
Huntersville, NC 28078
(704)875-9092

SAMPLE ANALYTE COUNT

Project: Hammond AP-1
Pace Project No.: 92789136

Lab ID	Sample ID	Method	Analysts	Analytes Reported	Laboratory
		EPA 300.0 Rev 2.1 1993	JCM	3	PASI-A
		EPA 6020B	BW	18	PASI-WC
		EPA 7470A	KJW	1	PASI-WC
92789136012	**HAM-AP1-FD-01**	EPA 6020B	SJM	1	PAN
		SM 2320B-2011	SMS	3	PASI-A
		SM 2540C-2015	YEG	1	PASI-A
		SM 4500-S2D-2011	JP1	1	PASI-A
		EPA 300.0 Rev 2.1 1993	JCM	3	PASI-A
		EPA 6020B	BW	18	PASI-WC
		EPA 7470A	KJW	1	PASI-WC

PAN = Pace National - Mt. Juliet
PASI-A = Pace Analytical Services - Asheville
PASI-WC = Pace Analytical Services - West Columbia

This report shall not be reproduced, except in full,
without the written consent of Pace Analytical Services, LLC.

Pace Analytical Services, LLC
9800 Kincey Ave. Suite 100
Huntersville, NC 28078
(704)875-9092

SUMMARY OF DETECTION

Project: Hammond AP-1
Pace Project No.: 92789136

Lab Sample ID Method	Client Sample ID Parameters	Result	Units	Report Limit	Analyzed	Qualifiers
92789136001	**HAM-PT-07**					
EPA 6020B	Lithium	0.0408	mg/L	0.0300	04/15/25 12:00	
SM 2320B-2011	Alkalinity,Bicarbonate (CaCO3)	169	mg/L	5.0	04/08/25 19:19	
SM 2320B-2011	Alkalinity, Total as CaCO3	169	mg/L	5.0	04/08/25 19:19	
SM 2540C-2015	Total Dissolved Solids	512	mg/L	25.0	04/09/25 14:47	
EPA 300.0 Rev 2.1 1993	Chloride	16.6	mg/L	1.0	04/05/25 15:56	
EPA 300.0 Rev 2.1 1993	Fluoride	0.34	mg/L	0.10	04/05/25 15:56	
EPA 300.0 Rev 2.1 1993	Sulfate	159	mg/L	4.0	04/06/25 03:22	
EPA 6020B	Arsenic	0.23	mg/L	0.0050	04/14/25 19:34	
EPA 6020B	Barium	0.044	mg/L	0.0050	04/14/25 19:34	
EPA 6020B	Boron	0.80	mg/L	0.40	04/15/25 15:15	
EPA 6020B	Calcium	116	mg/L	10.0	04/15/25 15:15	
EPA 6020B	Cobalt	0.034	mg/L	0.0050	04/14/25 19:34	
EPA 6020B	Iron	7.6	mg/L	0.040	04/14/25 19:34	
EPA 6020B	Magnesium	14.4	mg/L	0.050	04/14/25 19:34	
EPA 6020B	Manganese	3.0	mg/L	1.0	04/21/25 15:38	
EPA 6020B	Molybdenum	0.011	mg/L	0.010	04/14/25 19:34	
EPA 6020B	Potassium	5.4	mg/L	0.50	04/14/25 19:34	
EPA 6020B	Sodium	7.6	mg/L	1.0	04/14/25 19:34	
EPA 6020B	Thallium	0.00028J	mg/L	0.0010	04/14/25 19:34	
92789136002	**HAM-PT-08**					
EPA 6020B	Lithium	0.0129J	mg/L	0.0300	04/15/25 12:03	J
SM 2320B-2011	Alkalinity,Bicarbonate (CaCO3)	124	mg/L	5.0	04/08/25 16:26	
SM 2320B-2011	Alkalinity, Total as CaCO3	124	mg/L	5.0	04/08/25 16:26	
SM 2540C-2015	Total Dissolved Solids	491	mg/L	25.0	04/08/25 11:57	
EPA 300.0 Rev 2.1 1993	Chloride	18.8	mg/L	1.0	04/05/25 16:09	
EPA 300.0 Rev 2.1 1993	Fluoride	0.19	mg/L	0.10	04/05/25 16:09	
EPA 300.0 Rev 2.1 1993	Sulfate	175	mg/L	4.0	04/06/25 03:36	
EPA 6020B	Arsenic	0.027	mg/L	0.0050	04/14/25 19:44	
EPA 6020B	Barium	0.045	mg/L	0.0050	04/14/25 19:44	
EPA 6020B	Boron	1.0	mg/L	0.40	04/15/25 15:24	
EPA 6020B	Calcium	119	mg/L	10.0	04/15/25 15:24	
EPA 6020B	Cobalt	0.024	mg/L	0.0050	04/14/25 19:44	
EPA 6020B	Iron	0.37	mg/L	0.040	04/14/25 19:44	
EPA 6020B	Magnesium	12.5	mg/L	0.050	04/14/25 19:44	
EPA 6020B	Manganese	2.0	mg/L	0.40	04/15/25 15:24	
EPA 6020B	Molybdenum	0.012	mg/L	0.010	04/14/25 19:44	
EPA 6020B	Potassium	4.9	mg/L	0.50	04/14/25 19:44	
EPA 6020B	Sodium	6.3	mg/L	1.0	04/14/25 19:44	
EPA 6020B	Thallium	0.00025J	mg/L	0.0010	04/14/25 19:44	
92789136003	**HAM-PT-09**					
EPA 6020B	Lithium	0.00124J	mg/L	0.0300	04/15/25 12:40	J
SM 2320B-2011	Alkalinity,Bicarbonate (CaCO3)	126	mg/L	5.0	04/08/25 19:38	
SM 2320B-2011	Alkalinity, Total as CaCO3	126	mg/L	5.0	04/08/25 19:38	
SM 2540C-2015	Total Dissolved Solids	516	mg/L	25.0	04/09/25 14:47	
EPA 300.0 Rev 2.1 1993	Chloride	56.9	mg/L	1.0	04/05/25 16:22	
EPA 300.0 Rev 2.1 1993	Fluoride	0.30	mg/L	0.10	04/05/25 16:22	

This report shall not be reproduced, except in full,
without the written consent of Pace Analytical Services, LLC.

Pace Analytical Services, LLC
9800 Kincey Ave. Suite 100
Huntersville, NC 28078
(704)875-9092

SUMMARY OF DETECTION

Project: Hammond AP-1
Pace Project No.: 92789136

Lab Sample ID Method	Client Sample ID Parameters	Result	Units	Report Limit	Analyzed	Qualifiers
92789136003	**HAM-PT-09**					
EPA 300.0 Rev 2.1 1993	Sulfate	122	mg/L	3.0	04/06/25 03:51	
EPA 6020B	Barium	0.064	mg/L	0.0050	04/14/25 19:53	
EPA 6020B	Boron	1.8	mg/L	0.40	04/15/25 15:33	
EPA 6020B	Calcium	102	mg/L	10.0	04/15/25 15:33	
EPA 6020B	Cobalt	0.0015J	mg/L	0.0050	04/14/25 19:53	
EPA 6020B	Iron	0.061	mg/L	0.040	04/14/25 19:53	
EPA 6020B	Magnesium	17.1	mg/L	0.050	04/14/25 19:53	
EPA 6020B	Manganese	0.36J	mg/L	0.40	04/15/25 15:33	
EPA 6020B	Molybdenum	0.16	mg/L	0.010	04/14/25 19:53	
EPA 6020B	Potassium	6.3	mg/L	0.50	04/14/25 19:53	
EPA 6020B	Sodium	12.1	mg/L	1.0	04/14/25 19:53	
EPA 6020B	Thallium	0.00017J	mg/L	0.0010	04/14/25 19:53	
92789136004	**HAM-PT-10**					
EPA 6020B	Lithium	0.00160J	mg/L	0.0300	04/15/25 12:44	J
SM 2320B-2011	Alkalinity,Bicarbonate (CaCO3)	134	mg/L	5.0	04/08/25 19:47	
SM 2320B-2011	Alkalinity, Total as CaCO3	134	mg/L	5.0	04/08/25 19:47	
SM 2540C-2015	Total Dissolved Solids	532	mg/L	25.0	04/09/25 14:47	
EPA 300.0 Rev 2.1 1993	Chloride	54.3	mg/L	1.0	04/05/25 16:34	
EPA 300.0 Rev 2.1 1993	Fluoride	0.15	mg/L	0.10	04/05/25 16:34	
EPA 300.0 Rev 2.1 1993	Sulfate	138	mg/L	3.0	04/06/25 04:05	
EPA 6020B	Barium	0.056	mg/L	0.0050	04/14/25 20:02	
EPA 6020B	Boron	1.7	mg/L	0.40	04/15/25 15:43	
EPA 6020B	Calcium	124	mg/L	10.0	04/15/25 15:43	
EPA 6020B	Iron	0.18	mg/L	0.040	04/14/25 20:02	
EPA 6020B	Magnesium	12.3	mg/L	0.050	04/14/25 20:02	
EPA 6020B	Manganese	0.71	mg/L	0.40	04/15/25 15:43	
EPA 6020B	Molybdenum	0.040	mg/L	0.010	04/14/25 20:02	
EPA 6020B	Potassium	6.8	mg/L	0.50	04/14/25 20:02	
EPA 6020B	Sodium	9.1	mg/L	1.0	04/14/25 20:02	
92789136005	**HAM-PT-11**					
EPA 6020B	Lithium	0.00125J	mg/L	0.0300	04/15/25 12:47	J
SM 2320B-2011	Alkalinity,Bicarbonate (CaCO3)	121	mg/L	5.0	04/08/25 19:56	
SM 2320B-2011	Alkalinity, Total as CaCO3	121	mg/L	5.0	04/08/25 19:56	
SM 2540C-2015	Total Dissolved Solids	460	mg/L	25.0	04/09/25 14:47	
EPA 300.0 Rev 2.1 1993	Chloride	39.0	mg/L	1.0	04/05/25 16:47	
EPA 300.0 Rev 2.1 1993	Fluoride	0.28	mg/L	0.10	04/05/25 16:47	
EPA 300.0 Rev 2.1 1993	Sulfate	105	mg/L	4.0	04/06/25 04:19	M1
EPA 6020B	Barium	0.063	mg/L	0.0050	04/14/25 20:11	
EPA 6020B	Boron	1.5	mg/L	0.40	04/15/25 16:11	
EPA 6020B	Calcium	97.3	mg/L	10.0	04/15/25 16:11	
EPA 6020B	Cobalt	0.0014J	mg/L	0.0050	04/14/25 20:11	
EPA 6020B	Iron	0.48	mg/L	0.040	04/14/25 20:11	
EPA 6020B	Magnesium	15.0	mg/L	0.050	04/14/25 20:11	
EPA 6020B	Manganese	0.35J	mg/L	0.40	04/15/25 16:11	
EPA 6020B	Molybdenum	0.12	mg/L	0.010	04/14/25 20:11	
EPA 6020B	Potassium	5.9	mg/L	0.50	04/14/25 20:11	

This report shall not be reproduced, except in full,
without the written consent of Pace Analytical Services, LLC.

Pace Analytical Services, LLC
9800 Kincey Ave. Suite 100
Huntersville, NC 28078
(704)875-9092

SUMMARY OF DETECTION

Project: Hammond AP-1
Pace Project No.: 92789136

Lab Sample ID Method	Client Sample ID Parameters	Result	Units	Report Limit	Analyzed	Qualifiers
92789136005	**HAM-PT-11**					
EPA 6020B	Sodium	8.3	mg/L	1.0	04/14/25 20:11	
92789136006	**HAM-PT-12**					
EPA 6020B	Lithium	0.00110J	mg/L	0.0300	04/15/25 12:50	J
SM 2320B-2011	Alkalinity,Bicarbonate (CaCO3)	115	mg/L	5.0	04/08/25 20:05	
SM 2320B-2011	Alkalinity, Total as CaCO3	115	mg/L	5.0	04/08/25 20:05	
SM 2540C-2015	Total Dissolved Solids	431	mg/L	25.0	04/10/25 06:13	
EPA 300.0 Rev 2.1 1993	Chloride	52.4	mg/L	1.0	04/05/25 17:26	
EPA 300.0 Rev 2.1 1993	Fluoride	0.22	mg/L	0.10	04/05/25 17:26	
EPA 300.0 Rev 2.1 1993	Sulfate	115	mg/L	3.0	04/06/25 05:28	
EPA 6020B	Barium	0.054	mg/L	0.0050	04/14/25 20:20	
EPA 6020B	Boron	1.7	mg/L	0.40	04/15/25 16:21	
EPA 6020B	Cadmium	0.00013J	mg/L	0.00050	04/14/25 20:20	
EPA 6020B	Calcium	100	mg/L	10.0	04/15/25 16:21	
EPA 6020B	Cobalt	0.0017J	mg/L	0.0050	04/14/25 20:20	
EPA 6020B	Iron	0.26	mg/L	0.040	04/14/25 20:20	
EPA 6020B	Magnesium	14.9	mg/L	0.050	04/14/25 20:20	
EPA 6020B	Manganese	0.41	mg/L	0.40	04/15/25 16:21	
EPA 6020B	Molybdenum	0.11	mg/L	0.010	04/14/25 20:20	
EPA 6020B	Potassium	6.0	mg/L	0.50	04/14/25 20:20	
EPA 6020B	Sodium	10.2	mg/L	1.0	04/14/25 20:20	
EPA 6020B	Thallium	0.00016J	mg/L	0.0010	04/14/25 20:20	
92789136007	**HAM-PT-13**					
EPA 6020B	Lithium	0.0423	mg/L	0.0300	04/15/25 12:53	
SM 2320B-2011	Alkalinity,Bicarbonate (CaCO3)	166	mg/L	5.0	04/08/25 16:35	
SM 2320B-2011	Alkalinity, Total as CaCO3	166	mg/L	5.0	04/08/25 16:35	
SM 2540C-2015	Total Dissolved Solids	517	mg/L	25.0	04/08/25 11:57	
EPA 300.0 Rev 2.1 1993	Chloride	18.5	mg/L	1.0	04/05/25 17:39	
EPA 300.0 Rev 2.1 1993	Fluoride	0.36	mg/L	0.10	04/05/25 17:39	
EPA 300.0 Rev 2.1 1993	Sulfate	166	mg/L	4.0	04/06/25 05:42	
EPA 6020B	Arsenic	0.17	mg/L	0.0050	04/10/25 16:16	
EPA 6020B	Barium	0.047	mg/L	0.0050	04/10/25 16:16	
EPA 6020B	Boron	0.84	mg/L	0.20	04/11/25 14:50	
EPA 6020B	Calcium	127	mg/L	50.0	04/11/25 12:45	
EPA 6020B	Cobalt	0.018	mg/L	0.0050	04/10/25 16:16	
EPA 6020B	Iron	5.8	mg/L	0.040	04/10/25 16:16	
EPA 6020B	Magnesium	15.1	mg/L	0.050	04/10/25 16:16	
EPA 6020B	Manganese	3.2	mg/L	2.0	04/11/25 12:45	
EPA 6020B	Molybdenum	0.0079J	mg/L	0.010	04/10/25 16:16	
EPA 6020B	Potassium	5.8	mg/L	0.50	04/10/25 16:16	
EPA 6020B	Sodium	8.2	mg/L	1.0	04/10/25 16:16	
EPA 6020B	Thallium	0.00036J	mg/L	0.0010	04/10/25 16:16	
92789136008	**HAM-PT-14**					
EPA 6020B	Lithium	0.0470	mg/L	0.0300	04/15/25 12:56	
SM 2320B-2011	Alkalinity,Bicarbonate (CaCO3)	163	mg/L	5.0	04/08/25 16:46	
SM 2320B-2011	Alkalinity, Total as CaCO3	163	mg/L	5.0	04/08/25 16:46	
SM 2540C-2015	Total Dissolved Solids	515	mg/L	25.0	04/08/25 11:57	

This report shall not be reproduced, except in full,
without the written consent of Pace Analytical Services, LLC.

Pace Analytical Services, LLC
9800 Kincey Ave. Suite 100
Huntersville, NC 28078
(704)875-9092

SUMMARY OF DETECTION

Project: Hammond AP-1
Pace Project No.: 92789136

Lab Sample ID Method	Client Sample ID Parameters	Result	Units	Report Limit	Analyzed	Qualifiers
92789136008	**HAM-PT-14**					
EPA 300.0 Rev 2.1 1993	Chloride	15.8	mg/L	1.0	04/05/25 17:52	
EPA 300.0 Rev 2.1 1993	Fluoride	0.32	mg/L	0.10	04/05/25 17:52	
EPA 300.0 Rev 2.1 1993	Sulfate	165	mg/L	4.0	04/06/25 05:56	
EPA 6020B	Arsenic	0.42	mg/L	0.25	04/11/25 12:49	
EPA 6020B	Barium	0.042	mg/L	0.0050	04/10/25 16:25	
EPA 6020B	Boron	0.81	mg/L	0.20	04/11/25 14:59	
EPA 6020B	Calcium	111	mg/L	50.0	04/11/25 12:49	
EPA 6020B	Cobalt	0.022	mg/L	0.0050	04/10/25 16:25	
EPA 6020B	Iron	10.7	mg/L	0.040	04/10/25 16:25	
EPA 6020B	Magnesium	14.8	mg/L	0.050	04/10/25 16:25	
EPA 6020B	Manganese	3.3	mg/L	2.0	04/11/25 12:49	
EPA 6020B	Molybdenum	0.010	mg/L	0.010	04/10/25 16:25	
EPA 6020B	Potassium	5.7	mg/L	0.50	04/10/25 16:25	
EPA 6020B	Sodium	7.3	mg/L	1.0	04/10/25 16:25	
EPA 6020B	Thallium	0.00019J	mg/L	0.0010	04/10/25 16:25	
92789136009	**HAM-PT-15**					
EPA 6020B	Lithium	0.0355	mg/L	0.0300	04/15/25 13:00	
SM 2320B-2011	Alkalinity,Bicarbonate (CaCO3)	157	mg/L	5.0	04/08/25 16:57	
SM 2320B-2011	Alkalinity, Total as CaCO3	157	mg/L	5.0	04/08/25 16:57	
SM 2540C-2015	Total Dissolved Solids	511	mg/L	25.0	04/08/25 11:57	
EPA 300.0 Rev 2.1 1993	Chloride	16.9	mg/L	1.0	04/05/25 18:31	
EPA 300.0 Rev 2.1 1993	Fluoride	0.32	mg/L	0.10	04/05/25 18:31	
EPA 300.0 Rev 2.1 1993	Sulfate	170	mg/L	4.0	04/06/25 06:10	
EPA 6020B	Arsenic	0.088	mg/L	0.0050	04/10/25 16:33	
EPA 6020B	Barium	0.051	mg/L	0.0050	04/10/25 16:33	
EPA 6020B	Boron	0.87	mg/L	0.20	04/11/25 15:07	
EPA 6020B	Cadmium	0.00032J	mg/L	0.00050	04/10/25 16:33	
EPA 6020B	Calcium	122	mg/L	50.0	04/11/25 12:53	
EPA 6020B	Cobalt	0.028	mg/L	0.0050	04/10/25 16:33	
EPA 6020B	Iron	1.1	mg/L	0.040	04/10/25 16:33	
EPA 6020B	Magnesium	13.3	mg/L	0.050	04/10/25 16:33	
EPA 6020B	Manganese	4.1	mg/L	2.0	04/11/25 12:53	
EPA 6020B	Molybdenum	0.012	mg/L	0.010	04/10/25 16:33	
EPA 6020B	Potassium	5.5	mg/L	0.50	04/10/25 16:33	
EPA 6020B	Sodium	7.0	mg/L	1.0	04/10/25 16:33	
EPA 6020B	Thallium	0.00062J	mg/L	0.0010	04/10/25 16:33	
92789136011	**HAM-AP1-FB-01**					
EPA 6020B	Iron	0.026J	mg/L	0.040	04/10/25 16:50	
EPA 6020B	Magnesium	0.042J	mg/L	0.050	04/10/25 16:50	
EPA 6020B	Manganese	0.0066J	mg/L	0.040	04/10/25 16:50	
92789136012	**HAM-AP1-FD-01**					
EPA 6020B	Lithium	0.0479	mg/L	0.0300	04/15/25 13:09	
SM 2320B-2011	Alkalinity,Bicarbonate (CaCO3)	162	mg/L	5.0	04/08/25 17:15	
SM 2320B-2011	Alkalinity, Total as CaCO3	162	mg/L	5.0	04/08/25 17:15	
SM 2540C-2015	Total Dissolved Solids	515	mg/L	25.0	04/08/25 11:57	
EPA 300.0 Rev 2.1 1993	Chloride	16.1	mg/L	1.0	04/05/25 19:10	

This report shall not be reproduced, except in full,
without the written consent of Pace Analytical Services, LLC.

Pace Analytical Services, LLC
9800 Kincey Ave. Suite 100
Huntersville, NC 28078
(704)875-9092

SUMMARY OF DETECTION

Project: Hammond AP-1
Pace Project No.: 92789136

Lab Sample ID Method	Client Sample ID Parameters	Result	Units	Report Limit	Analyzed	Qualifiers
92789136012	**HAM-AP1-FD-01**					
EPA 300.0 Rev 2.1 1993	Fluoride	0.34	mg/L	0.10	04/05/25 19:10	
EPA 300.0 Rev 2.1 1993	Sulfate	166	mg/L	4.0	04/06/25 06:24	
EPA 6020B	Arsenic	0.40	mg/L	0.25	04/11/25 12:57	
EPA 6020B	Barium	0.043	mg/L	0.0050	04/10/25 16:58	
EPA 6020B	Boron	0.79	mg/L	0.20	04/11/25 14:42	
EPA 6020B	Calcium	119	mg/L	50.0	04/11/25 12:57	
EPA 6020B	Cobalt	0.023	mg/L	0.0050	04/10/25 16:58	
EPA 6020B	Iron	10.9	mg/L	0.040	04/10/25 16:58	
EPA 6020B	Magnesium	15.0	mg/L	0.050	04/10/25 16:58	
EPA 6020B	Manganese	3.2	mg/L	2.0	04/11/25 12:57	
EPA 6020B	Molybdenum	0.010	mg/L	0.010	04/10/25 16:58	
EPA 6020B	Potassium	5.6	mg/L	0.50	04/10/25 16:58	
EPA 6020B	Sodium	7.4	mg/L	1.0	04/10/25 16:58	
EPA 6020B	Thallium	0.00017J	mg/L	0.0010	04/10/25 16:58	

This report shall not be reproduced, except in full,
without the written consent of Pace Analytical Services, LLC.

Pace Analytical Services, LLC
9800 Kincey Ave. Suite 100
Huntersville, NC 28078
(704)875-9092

ANALYTICAL RESULTS

Project: Hammond AP-1
Pace Project No.: 92789136

Sample: HAM-PT-07 **Lab ID: 92789136001** Collected: 04/03/25 09:20 Received: 04/04/25 14:25 Matrix: Water

Parameters	Results	Units	Report Limit	MDL	DF	Prepared	Analyzed	CAS No.	Qual
Metals (ICPMS) 6020B	Analytical Method: EPA 6020B Preparation Method: 3015								
	Pace National - Mt. Juliet								
Lithium	**0.0408**	mg/L	0.0300	0.000600	1	04/15/25 08:24	04/15/25 12:00	7439-93-2	
2320B Alkalinity	Analytical Method: SM 2320B-2011								
	Pace Analytical Services - Asheville								
Alkalinity,Bicarbonate (CaCO3)	**169**	mg/L	5.0	5.0	1		04/08/25 19:19		
Alkalinity,Carbonate (CaCO3)	ND	mg/L	5.0	5.0	1		04/08/25 19:19		
Alkalinity, Total as CaCO3	**169**	mg/L	5.0	5.0	1		04/08/25 19:19		
2540C Total Dissolved Solids	Analytical Method: SM 2540C-2015								
	Pace Analytical Services - Asheville								
Total Dissolved Solids	**512**	mg/L	25.0	25.0	1		04/09/25 14:47		
4500S2D Sulfide Water	Analytical Method: SM 4500-S2D-2011								
	Pace Analytical Services - Asheville								
Sulfide	ND	mg/L	0.10	0.022	1		04/09/25 02:52	18496-25-8	
300.0 IC Anions 28 Days	Analytical Method: EPA 300.0 Rev 2.1 1993								
	Pace Analytical Services - Asheville								
Chloride	**16.6**	mg/L	1.0	0.60	1		04/05/25 15:56	16887-00-6	
Fluoride	**0.34**	mg/L	0.10	0.050	1		04/05/25 15:56	16984-48-8	
Sulfate	**159**	mg/L	4.0	2.0	4		04/06/25 03:22	14808-79-8	
WC 6020B MET ICPMS	Analytical Method: EPA 6020B Preparation Method: EPA 3005A								
	Pace Analytical Services - West Columbia								
Antimony	ND	mg/L	0.0030	0.00050	1	04/11/25 06:42	04/14/25 19:34	7440-36-0	
Arsenic	**0.23**	mg/L	0.0050	0.0012	1	04/11/25 06:42	04/14/25 19:34	7440-38-2	
Barium	**0.044**	mg/L	0.0050	0.0012	1	04/11/25 06:42	04/14/25 19:34	7440-39-3	
Beryllium	ND	mg/L	0.00050	0.00015	1	04/11/25 06:42	04/14/25 19:34	7440-41-7	
Boron	**0.80**	mg/L	0.40	0.062	10	04/11/25 06:42	04/15/25 15:15	7440-42-8	
Cadmium	ND	mg/L	0.00050	0.00012	1	04/11/25 06:42	04/14/25 19:34	7440-43-9	
Calcium	**116**	mg/L	10.0	1.0	10	04/11/25 06:42	04/15/25 15:15	7440-70-2	
Chromium	ND	mg/L	0.0050	0.0012	1	04/11/25 06:42	04/14/25 19:34	7440-47-3	
Cobalt	**0.034**	mg/L	0.0050	0.0012	1	04/11/25 06:42	04/14/25 19:34	7440-48-4	
Iron	**7.6**	mg/L	0.040	0.012	1	04/11/25 06:42	04/14/25 19:34	7439-89-6	
Lead	ND	mg/L	0.0010	0.00025	1	04/11/25 06:42	04/14/25 19:34	7439-92-1	
Magnesium	**14.4**	mg/L	0.050	0.010	1	04/11/25 06:42	04/14/25 19:34	7439-95-4	
Manganese	**3.0**	mg/L	1.0	0.031	25	04/11/25 06:42	04/21/25 15:38	7439-96-5	
Molybdenum	**0.011**	mg/L	0.010	0.0025	1	04/11/25 06:42	04/14/25 19:34	7439-98-7	
Potassium	**5.4**	mg/L	0.50	0.10	1	04/11/25 06:42	04/14/25 19:34	7440-09-7	
Selenium	ND	mg/L	0.0050	0.0012	1	04/11/25 06:42	04/14/25 19:34	7782-49-2	
Sodium	**7.6**	mg/L	1.0	0.15	1	04/11/25 06:42	04/14/25 19:34	7440-23-5	
Thallium	**0.00028J**	mg/L	0.0010	0.00015	1	04/11/25 06:42	04/14/25 19:34	7440-28-0	

This report shall not be reproduced, except in full,
without the written consent of Pace Analytical Services, LLC.

Pace Analytical Services, LLC
9800 Kincey Ave. Suite 100
Huntersville, NC 28078
(704)875-9092

ANALYTICAL RESULTS

Project: Hammond AP-1
Pace Project No.: 92789136

Sample: HAM-PT-07 **Lab ID: 92789136001** Collected: 04/03/25 09:20 Received: 04/04/25 14:25 Matrix: Water

Parameters	Results	Units	Report Limit	MDL	DF	Prepared	Analyzed	CAS No.	Qual
WCOL 7470 Mercury	Analytical Method: EPA 7470A Preparation Method: EPA 7470A Pace Analytical Services - West Columbia								
Mercury	ND	mg/L	0.00020	0.000091	1	04/10/25 19:12	04/21/25 21:08	7439-97-6	

This report shall not be reproduced, except in full,
without the written consent of Pace Analytical Services, LLC.

Pace Analytical Services, LLC
9800 Kincey Ave. Suite 100
Huntersville, NC 28078
(704)875-9092

ANALYTICAL RESULTS

Project: Hammond AP-1
Pace Project No.: 92789136

Sample: HAM-PT-08 **Lab ID: 92789136002** Collected: 04/02/25 16:52 Received: 04/04/25 14:25 Matrix: Water

Parameters	Results	Units	Report Limit	MDL	DF	Prepared	Analyzed	CAS No.	Qual
Metals (ICPMS) 6020B	Analytical Method: EPA 6020B Preparation Method: 3015								
	Pace National - Mt. Juliet								
Lithium	**0.0129J**	mg/L	0.0300	0.000600	1	04/15/25 08:24	04/15/25 12:03	7439-93-2	J
2320B Alkalinity	Analytical Method: SM 2320B-2011								
	Pace Analytical Services - Asheville								
Alkalinity,Bicarbonate (CaCO3)	**124**	mg/L	5.0	5.0	1		04/08/25 16:26		
Alkalinity,Carbonate (CaCO3)	ND	mg/L	5.0	5.0	1		04/08/25 16:26		
Alkalinity, Total as CaCO3	**124**	mg/L	5.0	5.0	1		04/08/25 16:26		
2540C Total Dissolved Solids	Analytical Method: SM 2540C-2015								
	Pace Analytical Services - Asheville								
Total Dissolved Solids	**491**	mg/L	25.0	25.0	1		04/08/25 11:57		
4500S2D Sulfide Water	Analytical Method: SM 4500-S2D-2011								
	Pace Analytical Services - Asheville								
Sulfide	ND	mg/L	0.10	0.022	1		04/09/25 02:47	18496-25-8	M1
300.0 IC Anions 28 Days	Analytical Method: EPA 300.0 Rev 2.1 1993								
	Pace Analytical Services - Asheville								
Chloride	**18.8**	mg/L	1.0	0.60	1		04/05/25 16:09	16887-00-6	
Fluoride	**0.19**	mg/L	0.10	0.050	1		04/05/25 16:09	16984-48-8	
Sulfate	**175**	mg/L	4.0	2.0	4		04/06/25 03:36	14808-79-8	
WC 6020B MET ICPMS	Analytical Method: EPA 6020B Preparation Method: EPA 3005A								
	Pace Analytical Services - West Columbia								
Antimony	ND	mg/L	0.0030	0.00050	1	04/11/25 06:42	04/14/25 19:44	7440-36-0	
Arsenic	**0.027**	mg/L	0.0050	0.0012	1	04/11/25 06:42	04/14/25 19:44	7440-38-2	
Barium	**0.045**	mg/L	0.0050	0.0012	1	04/11/25 06:42	04/14/25 19:44	7440-39-3	
Beryllium	ND	mg/L	0.00050	0.00015	1	04/11/25 06:42	04/14/25 19:44	7440-41-7	
Boron	**1.0**	mg/L	0.40	0.062	10	04/11/25 06:42	04/15/25 15:24	7440-42-8	
Cadmium	ND	mg/L	0.00050	0.00012	1	04/11/25 06:42	04/14/25 19:44	7440-43-9	
Calcium	**119**	mg/L	10.0	1.0	10	04/11/25 06:42	04/15/25 15:24	7440-70-2	
Chromium	ND	mg/L	0.0050	0.0012	1	04/11/25 06:42	04/14/25 19:44	7440-47-3	
Cobalt	**0.024**	mg/L	0.0050	0.0012	1	04/11/25 06:42	04/14/25 19:44	7440-48-4	
Iron	**0.37**	mg/L	0.040	0.012	1	04/11/25 06:42	04/14/25 19:44	7439-89-6	
Lead	ND	mg/L	0.0010	0.00025	1	04/11/25 06:42	04/14/25 19:44	7439-92-1	
Magnesium	**12.5**	mg/L	0.050	0.010	1	04/11/25 06:42	04/14/25 19:44	7439-95-4	
Manganese	**2.0**	mg/L	0.40	0.012	10	04/11/25 06:42	04/15/25 15:24	7439-96-5	
Molybdenum	**0.012**	mg/L	0.010	0.0025	1	04/11/25 06:42	04/14/25 19:44	7439-98-7	
Potassium	**4.9**	mg/L	0.50	0.10	1	04/11/25 06:42	04/14/25 19:44	7440-09-7	
Selenium	ND	mg/L	0.0050	0.0012	1	04/11/25 06:42	04/14/25 19:44	7782-49-2	
Sodium	**6.3**	mg/L	1.0	0.15	1	04/11/25 06:42	04/14/25 19:44	7440-23-5	
Thallium	**0.00025J**	mg/L	0.0010	0.00015	1	04/11/25 06:42	04/14/25 19:44	7440-28-0	

This report shall not be reproduced, except in full,
without the written consent of Pace Analytical Services, LLC.

Pace Analytical Services, LLC
9800 Kincey Ave. Suite 100
Huntersville, NC 28078
(704)875-9092

ANALYTICAL RESULTS

Project: Hammond AP-1
Pace Project No.: 92789136

Sample: HAM-PT-08 **Lab ID: 92789136002** Collected: 04/02/25 16:52 Received: 04/04/25 14:25 Matrix: Water

Parameters	Results	Units	Report Limit	MDL	DF	Prepared	Analyzed	CAS No.	Qual
WCOL 7470 Mercury	Analytical Method: EPA 7470A Preparation Method: EPA 7470A Pace Analytical Services - West Columbia								
Mercury	ND	mg/L	0.00020	0.000091	1	04/10/25 19:12	04/21/25 21:15	7439-97-6	

This report shall not be reproduced, except in full,
without the written consent of Pace Analytical Services, LLC.

Pace Analytical Services, LLC
9800 Kincey Ave. Suite 100
Huntersville, NC 28078
(704)875-9092

ANALYTICAL RESULTS

Project: Hammond AP-1
Pace Project No.: 92789136

Sample: HAM-PT-09 **Lab ID: 92789136003** Collected: 04/03/25 13:57 Received: 04/04/25 14:25 Matrix: Water

Parameters	Results	Units	Report Limit	MDL	DF	Prepared	Analyzed	CAS No.	Qual
Metals (ICPMS) 6020B	Analytical Method: EPA 6020B Preparation Method: 3015								
	Pace National - Mt. Juliet								
Lithium	**0.00124J**	mg/L	0.0300	0.000600	1	04/15/25 08:24	04/15/25 12:40	7439-93-2	J
2320B Alkalinity	Analytical Method: SM 2320B-2011								
	Pace Analytical Services - Asheville								
Alkalinity,Bicarbonate (CaCO3)	**126**	mg/L	5.0	5.0	1		04/08/25 19:38		
Alkalinity,Carbonate (CaCO3)	ND	mg/L	5.0	5.0	1		04/08/25 19:38		
Alkalinity, Total as CaCO3	**126**	mg/L	5.0	5.0	1		04/08/25 19:38		
2540C Total Dissolved Solids	Analytical Method: SM 2540C-2015								
	Pace Analytical Services - Asheville								
Total Dissolved Solids	**516**	mg/L	25.0	25.0	1		04/09/25 14:47		
4500S2D Sulfide Water	Analytical Method: SM 4500-S2D-2011								
	Pace Analytical Services - Asheville								
Sulfide	ND	mg/L	0.10	0.022	1		04/09/25 02:52	18496-25-8	
300.0 IC Anions 28 Days	Analytical Method: EPA 300.0 Rev 2.1 1993								
	Pace Analytical Services - Asheville								
Chloride	**56.9**	mg/L	1.0	0.60	1		04/05/25 16:22	16887-00-6	
Fluoride	**0.30**	mg/L	0.10	0.050	1		04/05/25 16:22	16984-48-8	
Sulfate	**122**	mg/L	3.0	1.5	3		04/06/25 03:51	14808-79-8	
WC 6020B MET ICPMS	Analytical Method: EPA 6020B Preparation Method: EPA 3005A								
	Pace Analytical Services - West Columbia								
Antimony	ND	mg/L	0.0030	0.00050	1	04/11/25 06:42	04/14/25 19:53	7440-36-0	
Arsenic	ND	mg/L	0.0050	0.0012	1	04/11/25 06:42	04/14/25 19:53	7440-38-2	
Barium	**0.064**	mg/L	0.0050	0.0012	1	04/11/25 06:42	04/14/25 19:53	7440-39-3	
Beryllium	ND	mg/L	0.00050	0.00015	1	04/11/25 06:42	04/14/25 19:53	7440-41-7	
Boron	**1.8**	mg/L	0.40	0.062	10	04/11/25 06:42	04/15/25 15:33	7440-42-8	
Cadmium	ND	mg/L	0.00050	0.00012	1	04/11/25 06:42	04/14/25 19:53	7440-43-9	
Calcium	**102**	mg/L	10.0	1.0	10	04/11/25 06:42	04/15/25 15:33	7440-70-2	
Chromium	ND	mg/L	0.0050	0.0012	1	04/11/25 06:42	04/14/25 19:53	7440-47-3	
Cobalt	**0.0015J**	mg/L	0.0050	0.0012	1	04/11/25 06:42	04/14/25 19:53	7440-48-4	
Iron	**0.061**	mg/L	0.040	0.012	1	04/11/25 06:42	04/14/25 19:53	7439-89-6	
Lead	ND	mg/L	0.0010	0.00025	1	04/11/25 06:42	04/14/25 19:53	7439-92-1	
Magnesium	**17.1**	mg/L	0.050	0.010	1	04/11/25 06:42	04/14/25 19:53	7439-95-4	
Manganese	**0.36J**	mg/L	0.40	0.012	10	04/11/25 06:42	04/15/25 15:33	7439-96-5	
Molybdenum	**0.16**	mg/L	0.010	0.0025	1	04/11/25 06:42	04/14/25 19:53	7439-98-7	
Potassium	**6.3**	mg/L	0.50	0.10	1	04/11/25 06:42	04/14/25 19:53	7440-09-7	
Selenium	ND	mg/L	0.0050	0.0012	1	04/11/25 06:42	04/14/25 19:53	7782-49-2	
Sodium	**12.1**	mg/L	1.0	0.15	1	04/11/25 06:42	04/14/25 19:53	7440-23-5	
Thallium	**0.00017J**	mg/L	0.0010	0.00015	1	04/11/25 06:42	04/14/25 19:53	7440-28-0	

This report shall not be reproduced, except in full,
without the written consent of Pace Analytical Services, LLC.

Pace Analytical Services, LLC
9800 Kincey Ave. Suite 100
Huntersville, NC 28078
(704)875-9092

ANALYTICAL RESULTS

Project: Hammond AP-1
Pace Project No.: 92789136

Sample: HAM-PT-09 **Lab ID: 92789136003** Collected: 04/03/25 13:57 Received: 04/04/25 14:25 Matrix: Water

Parameters	Results	Units	Report Limit	MDL	DF	Prepared	Analyzed	CAS No.	Qual
WCOL 7470 Mercury	Analytical Method: EPA 7470A Preparation Method: EPA 7470A Pace Analytical Services - West Columbia								
Mercury	ND	mg/L	0.00020	0.000091	1	04/10/25 19:12	04/21/25 21:18	7439-97-6	

This report shall not be reproduced, except in full,
without the written consent of Pace Analytical Services, LLC.

Pace Analytical Services, LLC
9800 Kincey Ave. Suite 100
Huntersville, NC 28078
(704)875-9092

ANALYTICAL RESULTS

Project: Hammond AP-1
Pace Project No.: 92789136

Sample: HAM-PT-10 **Lab ID: 92789136004** Collected: 04/03/25 12:39 Received: 04/04/25 14:25 Matrix: Water

Parameters	Results	Units	Report Limit	MDL	DF	Prepared	Analyzed	CAS No.	Qual
Metals (ICPMS) 6020B	Analytical Method: EPA 6020B Preparation Method: 3015 Pace National - Mt. Juliet								
Lithium	**0.00160J**	mg/L	0.0300	0.000600	1	04/15/25 08:24	04/15/25 12:44	7439-93-2	J
2320B Alkalinity	Analytical Method: SM 2320B-2011 Pace Analytical Services - Asheville								
Alkalinity,Bicarbonate (CaCO3)	**134**	mg/L	5.0	5.0	1		04/08/25 19:47		
Alkalinity,Carbonate (CaCO3)	ND	mg/L	5.0	5.0	1		04/08/25 19:47		
Alkalinity, Total as CaCO3	**134**	mg/L	5.0	5.0	1		04/08/25 19:47		
2540C Total Dissolved Solids	Analytical Method: SM 2540C-2015 Pace Analytical Services - Asheville								
Total Dissolved Solids	**532**	mg/L	25.0	25.0	1		04/09/25 14:47		
4500S2D Sulfide Water	Analytical Method: SM 4500-S2D-2011 Pace Analytical Services - Asheville								
Sulfide	ND	mg/L	0.10	0.022	1		04/09/25 02:52	18496-25-8	
300.0 IC Anions 28 Days	Analytical Method: EPA 300.0 Rev 2.1 1993 Pace Analytical Services - Asheville								
Chloride	**54.3**	mg/L	1.0	0.60	1		04/05/25 16:34	16887-00-6	
Fluoride	**0.15**	mg/L	0.10	0.050	1		04/05/25 16:34	16984-48-8	
Sulfate	**138**	mg/L	3.0	1.5	3		04/06/25 04:05	14808-79-8	
WC 6020B MET ICPMS	Analytical Method: EPA 6020B Preparation Method: EPA 3005A Pace Analytical Services - West Columbia								
Antimony	ND	mg/L	0.0030	0.00050	1	04/11/25 06:42	04/14/25 20:02	7440-36-0	
Arsenic	ND	mg/L	0.0050	0.0012	1	04/11/25 06:42	04/14/25 20:02	7440-38-2	
Barium	**0.056**	mg/L	0.0050	0.0012	1	04/11/25 06:42	04/14/25 20:02	7440-39-3	
Beryllium	ND	mg/L	0.00050	0.00015	1	04/11/25 06:42	04/14/25 20:02	7440-41-7	
Boron	**1.7**	mg/L	0.40	0.062	10	04/11/25 06:42	04/15/25 15:43	7440-42-8	
Cadmium	ND	mg/L	0.00050	0.00012	1	04/11/25 06:42	04/14/25 20:02	7440-43-9	
Calcium	**124**	mg/L	10.0	1.0	10	04/11/25 06:42	04/15/25 15:43	7440-70-2	
Chromium	ND	mg/L	0.0050	0.0012	1	04/11/25 06:42	04/14/25 20:02	7440-47-3	
Cobalt	ND	mg/L	0.0050	0.0012	1	04/11/25 06:42	04/14/25 20:02	7440-48-4	
Iron	**0.18**	mg/L	0.040	0.012	1	04/11/25 06:42	04/14/25 20:02	7439-89-6	
Lead	ND	mg/L	0.0010	0.00025	1	04/11/25 06:42	04/14/25 20:02	7439-92-1	
Magnesium	**12.3**	mg/L	0.050	0.010	1	04/11/25 06:42	04/14/25 20:02	7439-95-4	
Manganese	**0.71**	mg/L	0.40	0.012	10	04/11/25 06:42	04/15/25 15:43	7439-96-5	
Molybdenum	**0.040**	mg/L	0.010	0.0025	1	04/11/25 06:42	04/14/25 20:02	7439-98-7	
Potassium	**6.8**	mg/L	0.50	0.10	1	04/11/25 06:42	04/14/25 20:02	7440-09-7	
Selenium	ND	mg/L	0.0050	0.0012	1	04/11/25 06:42	04/14/25 20:02	7782-49-2	
Sodium	**9.1**	mg/L	1.0	0.15	1	04/11/25 06:42	04/14/25 20:02	7440-23-5	
Thallium	ND	mg/L	0.0010	0.00015	1	04/11/25 06:42	04/14/25 20:02	7440-28-0	

This report shall not be reproduced, except in full,
without the written consent of Pace Analytical Services, LLC.

Pace Analytical Services, LLC
9800 Kincey Ave. Suite 100
Huntersville, NC 28078
(704)875-9092

ANALYTICAL RESULTS

Project: Hammond AP-1
Pace Project No.: 92789136

Sample: HAM-PT-10 **Lab ID: 92789136004** Collected: 04/03/25 12:39 Received: 04/04/25 14:25 Matrix: Water

Parameters	Results	Units	Report Limit	MDL	DF	Prepared	Analyzed	CAS No.	Qual
WCOL 7470 Mercury	Analytical Method: EPA 7470A Preparation Method: EPA 7470A Pace Analytical Services - West Columbia								
Mercury	ND	mg/L	0.00020	0.000091	1	04/10/25 19:12	04/21/25 21:20	7439-97-6	

This report shall not be reproduced, except in full,
without the written consent of Pace Analytical Services, LLC.

Pace Analytical Services, LLC
9800 Kincey Ave. Suite 100
Huntersville, NC 28078
(704)875-9092

ANALYTICAL RESULTS

Project: Hammond AP-1
Pace Project No.: 92789136

Sample: HAM-PT-11 **Lab ID: 92789136005** Collected: 04/03/25 12:30 Received: 04/04/25 14:25 Matrix: Water

Parameters	Results	Units	Report Limit	MDL	DF	Prepared	Analyzed	CAS No.	Qual
Metals (ICPMS) 6020B	Analytical Method: EPA 6020B Preparation Method: 3015 Pace National - Mt. Juliet								
Lithium	**0.00125J**	mg/L	0.0300	0.000600	1	04/15/25 08:24	04/15/25 12:47	7439-93-2	J
2320B Alkalinity	Analytical Method: SM 2320B-2011 Pace Analytical Services - Asheville								
Alkalinity,Bicarbonate (CaCO3)	**121**	mg/L	5.0	5.0	1		04/08/25 19:56		
Alkalinity,Carbonate (CaCO3)	ND	mg/L	5.0	5.0	1		04/08/25 19:56		
Alkalinity, Total as CaCO3	**121**	mg/L	5.0	5.0	1		04/08/25 19:56		
2540C Total Dissolved Solids	Analytical Method: SM 2540C-2015 Pace Analytical Services - Asheville								
Total Dissolved Solids	**460**	mg/L	25.0	25.0	1		04/09/25 14:47		
4500S2D Sulfide Water	Analytical Method: SM 4500-S2D-2011 Pace Analytical Services - Asheville								
Sulfide	ND	mg/L	0.10	0.022	1		04/09/25 02:53	18496-25-8	
300.0 IC Anions 28 Days	Analytical Method: EPA 300.0 Rev 2.1 1993 Pace Analytical Services - Asheville								
Chloride	**39.0**	mg/L	1.0	0.60	1		04/05/25 16:47	16887-00-6	
Fluoride	**0.28**	mg/L	0.10	0.050	1		04/05/25 16:47	16984-48-8	
Sulfate	**105**	mg/L	4.0	2.0	4		04/06/25 04:19	14808-79-8	M1
WC 6020B MET ICPMS	Analytical Method: EPA 6020B Preparation Method: EPA 3005A Pace Analytical Services - West Columbia								
Antimony	ND	mg/L	0.0030	0.00050	1	04/11/25 06:42	04/14/25 20:11	7440-36-0	
Arsenic	ND	mg/L	0.0050	0.0012	1	04/11/25 06:42	04/14/25 20:11	7440-38-2	
Barium	**0.063**	mg/L	0.0050	0.0012	1	04/11/25 06:42	04/14/25 20:11	7440-39-3	
Beryllium	ND	mg/L	0.00050	0.00015	1	04/11/25 06:42	04/14/25 20:11	7440-41-7	
Boron	**1.5**	mg/L	0.40	0.062	10	04/11/25 06:42	04/15/25 16:11	7440-42-8	
Cadmium	ND	mg/L	0.00050	0.00012	1	04/11/25 06:42	04/14/25 20:11	7440-43-9	
Calcium	**97.3**	mg/L	10.0	1.0	10	04/11/25 06:42	04/15/25 16:11	7440-70-2	
Chromium	ND	mg/L	0.0050	0.0012	1	04/11/25 06:42	04/14/25 20:11	7440-47-3	
Cobalt	**0.0014J**	mg/L	0.0050	0.0012	1	04/11/25 06:42	04/14/25 20:11	7440-48-4	
Iron	**0.48**	mg/L	0.040	0.012	1	04/11/25 06:42	04/14/25 20:11	7439-89-6	
Lead	ND	mg/L	0.0010	0.00025	1	04/11/25 06:42	04/14/25 20:11	7439-92-1	
Magnesium	**15.0**	mg/L	0.050	0.010	1	04/11/25 06:42	04/14/25 20:11	7439-95-4	
Manganese	**0.35J**	mg/L	0.40	0.012	10	04/11/25 06:42	04/15/25 16:11	7439-96-5	
Molybdenum	**0.12**	mg/L	0.010	0.0025	1	04/11/25 06:42	04/14/25 20:11	7439-98-7	
Potassium	**5.9**	mg/L	0.50	0.10	1	04/11/25 06:42	04/14/25 20:11	7440-09-7	
Selenium	ND	mg/L	0.0050	0.0012	1	04/11/25 06:42	04/14/25 20:11	7782-49-2	
Sodium	**8.3**	mg/L	1.0	0.15	1	04/11/25 06:42	04/14/25 20:11	7440-23-5	
Thallium	ND	mg/L	0.0010	0.00015	1	04/11/25 06:42	04/14/25 20:11	7440-28-0	

This report shall not be reproduced, except in full,
without the written consent of Pace Analytical Services, LLC.

Pace Analytical Services, LLC
9800 Kincey Ave. Suite 100
Huntersville, NC 28078
(704)875-9092

ANALYTICAL RESULTS

Project: Hammond AP-1
Pace Project No.: 92789136

Sample: HAM-PT-11 **Lab ID: 92789136005** Collected: 04/03/25 12:30 Received: 04/04/25 14:25 Matrix: Water

Parameters	Results	Units	Report Limit	MDL	DF	Prepared	Analyzed	CAS No.	Qual
WCOL 7470 Mercury	Analytical Method: EPA 7470A Preparation Method: EPA 7470A Pace Analytical Services - West Columbia								
Mercury	ND	mg/L	0.00020	0.000091	1	04/10/25 19:12	04/21/25 21:23	7439-97-6	

This report shall not be reproduced, except in full,
without the written consent of Pace Analytical Services, LLC.

Pace Analytical Services, LLC
9800 Kincey Ave. Suite 100
Huntersville, NC 28078
(704)875-9092

ANALYTICAL RESULTS

Project: Hammond AP-1
Pace Project No.: 92789136

Sample: HAM-PT-12 **Lab ID: 92789136006** Collected: 04/03/25 14:23 Received: 04/04/25 14:25 Matrix: Water

Parameters	Results	Units	Report Limit	MDL	DF	Prepared	Analyzed	CAS No.	Qual
Metals (ICPMS) 6020B	Analytical Method: EPA 6020B Preparation Method: 3015								
	Pace National - Mt. Juliet								
Lithium	**0.00110J**	mg/L	0.0300	0.000600	1	04/15/25 08:24	04/15/25 12:50	7439-93-2	J
2320B Alkalinity	Analytical Method: SM 2320B-2011								
	Pace Analytical Services - Asheville								
Alkalinity,Bicarbonate (CaCO3)	**115**	mg/L	5.0	5.0	1		04/08/25 20:05		
Alkalinity,Carbonate (CaCO3)	ND	mg/L	5.0	5.0	1		04/08/25 20:05		
Alkalinity, Total as CaCO3	**115**	mg/L	5.0	5.0	1		04/08/25 20:05		
2540C Total Dissolved Solids	Analytical Method: SM 2540C-2015								
	Pace Analytical Services - Asheville								
Total Dissolved Solids	**431**	mg/L	25.0	25.0	1		04/10/25 06:13		
4500S2D Sulfide Water	Analytical Method: SM 4500-S2D-2011								
	Pace Analytical Services - Asheville								
Sulfide	ND	mg/L	0.10	0.022	1		04/09/25 02:53	18496-25-8	
300.0 IC Anions 28 Days	Analytical Method: EPA 300.0 Rev 2.1 1993								
	Pace Analytical Services - Asheville								
Chloride	**52.4**	mg/L	1.0	0.60	1		04/05/25 17:26	16887-00-6	
Fluoride	**0.22**	mg/L	0.10	0.050	1		04/05/25 17:26	16984-48-8	
Sulfate	**115**	mg/L	3.0	1.5	3		04/06/25 05:28	14808-79-8	
WC 6020B MET ICPMS	Analytical Method: EPA 6020B Preparation Method: EPA 3005A								
	Pace Analytical Services - West Columbia								
Antimony	ND	mg/L	0.0030	0.00050	1	04/11/25 06:42	04/14/25 20:20	7440-36-0	
Arsenic	ND	mg/L	0.0050	0.0012	1	04/11/25 06:42	04/14/25 20:20	7440-38-2	
Barium	**0.054**	mg/L	0.0050	0.0012	1	04/11/25 06:42	04/14/25 20:20	7440-39-3	
Beryllium	ND	mg/L	0.00050	0.00015	1	04/11/25 06:42	04/14/25 20:20	7440-41-7	
Boron	**1.7**	mg/L	0.40	0.062	10	04/11/25 06:42	04/15/25 16:21	7440-42-8	
Cadmium	**0.00013J**	mg/L	0.00050	0.00012	1	04/11/25 06:42	04/14/25 20:20	7440-43-9	
Calcium	**100**	mg/L	10.0	1.0	10	04/11/25 06:42	04/15/25 16:21	7440-70-2	
Chromium	ND	mg/L	0.0050	0.0012	1	04/11/25 06:42	04/14/25 20:20	7440-47-3	
Cobalt	**0.0017J**	mg/L	0.0050	0.0012	1	04/11/25 06:42	04/14/25 20:20	7440-48-4	
Iron	**0.26**	mg/L	0.040	0.012	1	04/11/25 06:42	04/14/25 20:20	7439-89-6	
Lead	ND	mg/L	0.0010	0.00025	1	04/11/25 06:42	04/14/25 20:20	7439-92-1	
Magnesium	**14.9**	mg/L	0.050	0.010	1	04/11/25 06:42	04/14/25 20:20	7439-95-4	
Manganese	**0.41**	mg/L	0.40	0.012	10	04/11/25 06:42	04/15/25 16:21	7439-96-5	
Molybdenum	**0.11**	mg/L	0.010	0.0025	1	04/11/25 06:42	04/14/25 20:20	7439-98-7	
Potassium	**6.0**	mg/L	0.50	0.10	1	04/11/25 06:42	04/14/25 20:20	7440-09-7	
Selenium	ND	mg/L	0.0050	0.0012	1	04/11/25 06:42	04/14/25 20:20	7782-49-2	
Sodium	**10.2**	mg/L	1.0	0.15	1	04/11/25 06:42	04/14/25 20:20	7440-23-5	
Thallium	**0.00016J**	mg/L	0.0010	0.00015	1	04/11/25 06:42	04/14/25 20:20	7440-28-0	

This report shall not be reproduced, except in full,
without the written consent of Pace Analytical Services, LLC.

Pace Analytical Services, LLC
9800 Kincey Ave. Suite 100
Huntersville, NC 28078
(704)875-9092

ANALYTICAL RESULTS

Project: Hammond AP-1
Pace Project No.: 92789136

Sample: HAM-PT-12 **Lab ID: 92789136006** Collected: 04/03/25 14:23 Received: 04/04/25 14:25 Matrix: Water

Parameters	Results	Units	Report Limit	MDL	DF	Prepared	Analyzed	CAS No.	Qual
WCOL 7470 Mercury	Analytical Method: EPA 7470A Preparation Method: EPA 7470A Pace Analytical Services - West Columbia								
Mercury	ND	mg/L	0.00020	0.000091	1	04/10/25 19:12	04/21/25 21:26	7439-97-6	

This report shall not be reproduced, except in full,
without the written consent of Pace Analytical Services, LLC.

Pace Analytical Services, LLC
9800 Kincey Ave. Suite 100
Huntersville, NC 28078
(704)875-9092

ANALYTICAL RESULTS

Project: Hammond AP-1
Pace Project No.: 92789136

Sample: HAM-PT-13 **Lab ID: 92789136007** Collected: 04/02/25 17:18 Received: 04/04/25 14:25 Matrix: Water

Parameters	Results	Units	Report Limit	MDL	DF	Prepared	Analyzed	CAS No.	Qual
Metals (ICPMS) 6020B	Analytical Method: EPA 6020B Preparation Method: 3015								
	Pace National - Mt. Juliet								
Lithium	**0.0423**	mg/L	0.0300	0.000600	1	04/15/25 08:24	04/15/25 12:53	7439-93-2	
2320B Alkalinity	Analytical Method: SM 2320B-2011								
	Pace Analytical Services - Asheville								
Alkalinity,Bicarbonate (CaCO3)	**166**	mg/L	5.0	5.0	1		04/08/25 16:35		
Alkalinity,Carbonate (CaCO3)	ND	mg/L	5.0	5.0	1		04/08/25 16:35		
Alkalinity, Total as CaCO3	**166**	mg/L	5.0	5.0	1		04/08/25 16:35		
2540C Total Dissolved Solids	Analytical Method: SM 2540C-2015								
	Pace Analytical Services - Asheville								
Total Dissolved Solids	**517**	mg/L	25.0	25.0	1		04/08/25 11:57		
4500S2D Sulfide Water	Analytical Method: SM 4500-S2D-2011								
	Pace Analytical Services - Asheville								
Sulfide	ND	mg/L	0.10	0.022	1		04/09/25 02:48	18496-25-8	
300.0 IC Anions 28 Days	Analytical Method: EPA 300.0 Rev 2.1 1993								
	Pace Analytical Services - Asheville								
Chloride	**18.5**	mg/L	1.0	0.60	1		04/05/25 17:39	16887-00-6	
Fluoride	**0.36**	mg/L	0.10	0.050	1		04/05/25 17:39	16984-48-8	
Sulfate	**166**	mg/L	4.0	2.0	4		04/06/25 05:42	14808-79-8	
WC 6020B MET ICPMS	Analytical Method: EPA 6020B Preparation Method: EPA 3005A								
	Pace Analytical Services - West Columbia								
Antimony	ND	mg/L	0.0030	0.00050	1	04/10/25 07:00	04/10/25 16:16	7440-36-0	
Arsenic	**0.17**	mg/L	0.0050	0.0012	1	04/10/25 07:00	04/10/25 16:16	7440-38-2	
Barium	**0.047**	mg/L	0.0050	0.0012	1	04/10/25 07:00	04/10/25 16:16	7440-39-3	
Beryllium	ND	mg/L	0.00050	0.00015	1	04/10/25 07:00	04/10/25 16:16	7440-41-7	
Boron	**0.84**	mg/L	0.20	0.031	5	04/10/25 07:00	04/11/25 14:50	7440-42-8	
Cadmium	ND	mg/L	0.00050	0.00012	1	04/10/25 07:00	04/10/25 16:16	7440-43-9	
Calcium	**127**	mg/L	50.0	5.0	50	04/10/25 07:00	04/11/25 12:45	7440-70-2	
Chromium	ND	mg/L	0.0050	0.0012	1	04/10/25 07:00	04/10/25 16:16	7440-47-3	
Cobalt	**0.018**	mg/L	0.0050	0.0012	1	04/10/25 07:00	04/10/25 16:16	7440-48-4	
Iron	**5.8**	mg/L	0.040	0.012	1	04/10/25 07:00	04/10/25 16:16	7439-89-6	
Lead	ND	mg/L	0.0010	0.00025	1	04/10/25 07:00	04/10/25 16:16	7439-92-1	
Magnesium	**15.1**	mg/L	0.050	0.010	1	04/10/25 07:00	04/10/25 16:16	7439-95-4	
Manganese	**3.2**	mg/L	2.0	0.062	50	04/10/25 07:00	04/11/25 12:45	7439-96-5	
Molybdenum	**0.0079J**	mg/L	0.010	0.0025	1	04/10/25 07:00	04/10/25 16:16	7439-98-7	
Potassium	**5.8**	mg/L	0.50	0.10	1	04/10/25 07:00	04/10/25 16:16	7440-09-7	
Selenium	ND	mg/L	0.0050	0.0012	1	04/10/25 07:00	04/10/25 16:16	7782-49-2	
Sodium	**8.2**	mg/L	1.0	0.15	1	04/10/25 07:00	04/10/25 16:16	7440-23-5	
Thallium	**0.00036J**	mg/L	0.0010	0.00015	1	04/10/25 07:00	04/10/25 16:16	7440-28-0	

This report shall not be reproduced, except in full,
without the written consent of Pace Analytical Services, LLC.

Pace Analytical Services, LLC
9800 Kincey Ave. Suite 100
Huntersville, NC 28078
(704)875-9092

ANALYTICAL RESULTS

Project: Hammond AP-1
Pace Project No.: 92789136

Sample: HAM-PT-13 **Lab ID: 92789136007** Collected: 04/02/25 17:18 Received: 04/04/25 14:25 Matrix: Water

Parameters	Results	Units	Report Limit	MDL	DF	Prepared	Analyzed	CAS No.	Qual
WCOL 7470 Mercury	Analytical Method: EPA 7470A Preparation Method: EPA 7470A Pace Analytical Services - West Columbia								
Mercury	ND	mg/L	0.00020	0.000091	1	04/10/25 19:12	04/21/25 21:28	7439-97-6	

This report shall not be reproduced, except in full,
without the written consent of Pace Analytical Services, LLC.

Pace Analytical Services, LLC
9800 Kincey Ave. Suite 100
Huntersville, NC 28078
(704)875-9092

ANALYTICAL RESULTS

Project: Hammond AP-1
Pace Project No.: 92789136

Sample: HAM-PT-14 **Lab ID: 92789136008** Collected: 04/02/25 13:49 Received: 04/04/25 14:25 Matrix: Water

Parameters	Results	Units	Report Limit	MDL	DF	Prepared	Analyzed	CAS No.	Qual
Metals (ICPMS) 6020B	Analytical Method: EPA 6020B Preparation Method: 3015								
	Pace National - Mt. Juliet								
Lithium	**0.0470**	mg/L	0.0300	0.000600	1	04/15/25 08:24	04/15/25 12:56	7439-93-2	
2320B Alkalinity	Analytical Method: SM 2320B-2011								
	Pace Analytical Services - Asheville								
Alkalinity,Bicarbonate (CaCO3)	**163**	mg/L	5.0	5.0	1		04/08/25 16:46		
Alkalinity,Carbonate (CaCO3)	ND	mg/L	5.0	5.0	1		04/08/25 16:46		
Alkalinity, Total as CaCO3	**163**	mg/L	5.0	5.0	1		04/08/25 16:46		
2540C Total Dissolved Solids	Analytical Method: SM 2540C-2015								
	Pace Analytical Services - Asheville								
Total Dissolved Solids	**515**	mg/L	25.0	25.0	1		04/08/25 11:57		
4500S2D Sulfide Water	Analytical Method: SM 4500-S2D-2011								
	Pace Analytical Services - Asheville								
Sulfide	ND	mg/L	0.10	0.022	1		04/09/25 02:49	18496-25-8	
300.0 IC Anions 28 Days	Analytical Method: EPA 300.0 Rev 2.1 1993								
	Pace Analytical Services - Asheville								
Chloride	**15.8**	mg/L	1.0	0.60	1		04/05/25 17:52	16887-00-6	
Fluoride	**0.32**	mg/L	0.10	0.050	1		04/05/25 17:52	16984-48-8	
Sulfate	**165**	mg/L	4.0	2.0	4		04/06/25 05:56	14808-79-8	
WC 6020B MET ICPMS	Analytical Method: EPA 6020B Preparation Method: EPA 3005A								
	Pace Analytical Services - West Columbia								
Antimony	ND	mg/L	0.0030	0.00050	1	04/10/25 07:00	04/10/25 16:25	7440-36-0	
Arsenic	**0.42**	mg/L	0.25	0.062	50	04/10/25 07:00	04/11/25 12:49	7440-38-2	
Barium	**0.042**	mg/L	0.0050	0.0012	1	04/10/25 07:00	04/10/25 16:25	7440-39-3	
Beryllium	ND	mg/L	0.00050	0.00015	1	04/10/25 07:00	04/10/25 16:25	7440-41-7	
Boron	**0.81**	mg/L	0.20	0.031	5	04/10/25 07:00	04/11/25 14:59	7440-42-8	
Cadmium	ND	mg/L	0.00050	0.00012	1	04/10/25 07:00	04/10/25 16:25	7440-43-9	
Calcium	**111**	mg/L	50.0	5.0	50	04/10/25 07:00	04/11/25 12:49	7440-70-2	
Chromium	ND	mg/L	0.0050	0.0012	1	04/10/25 07:00	04/10/25 16:25	7440-47-3	
Cobalt	**0.022**	mg/L	0.0050	0.0012	1	04/10/25 07:00	04/10/25 16:25	7440-48-4	
Iron	**10.7**	mg/L	0.040	0.012	1	04/10/25 07:00	04/10/25 16:25	7439-89-6	
Lead	ND	mg/L	0.0010	0.00025	1	04/10/25 07:00	04/10/25 16:25	7439-92-1	
Magnesium	**14.8**	mg/L	0.050	0.010	1	04/10/25 07:00	04/10/25 16:25	7439-95-4	
Manganese	**3.3**	mg/L	2.0	0.062	50	04/10/25 07:00	04/11/25 12:49	7439-96-5	
Molybdenum	**0.010**	mg/L	0.010	0.0025	1	04/10/25 07:00	04/10/25 16:25	7439-98-7	
Potassium	**5.7**	mg/L	0.50	0.10	1	04/10/25 07:00	04/10/25 16:25	7440-09-7	
Selenium	ND	mg/L	0.0050	0.0012	1	04/10/25 07:00	04/10/25 16:25	7782-49-2	
Sodium	**7.3**	mg/L	1.0	0.15	1	04/10/25 07:00	04/10/25 16:25	7440-23-5	
Thallium	**0.00019J**	mg/L	0.0010	0.00015	1	04/10/25 07:00	04/10/25 16:25	7440-28-0	

This report shall not be reproduced, except in full,
without the written consent of Pace Analytical Services, LLC.

Pace Analytical Services, LLC
9800 Kincey Ave. Suite 100
Huntersville, NC 28078
(704)875-9092

ANALYTICAL RESULTS

Project: Hammond AP-1
Pace Project No.: 92789136

Sample: HAM-PT-14 **Lab ID: 92789136008** Collected: 04/02/25 13:49 Received: 04/04/25 14:25 Matrix: Water

Parameters	Results	Units	Report Limit	MDL	DF	Prepared	Analyzed	CAS No.	Qual
WCOL 7470 Mercury	Analytical Method: EPA 7470A Preparation Method: EPA 7470A Pace Analytical Services - West Columbia								
Mercury	ND	mg/L	0.00020	0.000091	1	04/10/25 19:12	04/21/25 21:31	7439-97-6	

This report shall not be reproduced, except in full,
without the written consent of Pace Analytical Services, LLC.

Pace Analytical Services, LLC
9800 Kincey Ave. Suite 100
Huntersville, NC 28078
(704)875-9092

ANALYTICAL RESULTS

Project: Hammond AP-1
Pace Project No.: 92789136

Sample: HAM-PT-15 **Lab ID: 92789136009** Collected: 04/02/25 13:04 Received: 04/04/25 14:25 Matrix: Water

Parameters	Results	Units	Report Limit	MDL	DF	Prepared	Analyzed	CAS No.	Qual
Metals (ICPMS) 6020B	Analytical Method: EPA 6020B Preparation Method: 3015								
	Pace National - Mt. Juliet								
Lithium	**0.0355**	mg/L	0.0300	0.000600	1	04/15/25 08:24	04/15/25 13:00	7439-93-2	
2320B Alkalinity	Analytical Method: SM 2320B-2011								
	Pace Analytical Services - Asheville								
Alkalinity,Bicarbonate (CaCO3)	**157**	mg/L	5.0	5.0	1		04/08/25 16:57		
Alkalinity,Carbonate (CaCO3)	ND	mg/L	5.0	5.0	1		04/08/25 16:57		
Alkalinity, Total as CaCO3	**157**	mg/L	5.0	5.0	1		04/08/25 16:57		
2540C Total Dissolved Solids	Analytical Method: SM 2540C-2015								
	Pace Analytical Services - Asheville								
Total Dissolved Solids	**511**	mg/L	25.0	25.0	1		04/08/25 11:57		
4500S2D Sulfide Water	Analytical Method: SM 4500-S2D-2011								
	Pace Analytical Services - Asheville								
Sulfide	ND	mg/L	0.10	0.022	1		04/09/25 02:49	18496-25-8	
300.0 IC Anions 28 Days	Analytical Method: EPA 300.0 Rev 2.1 1993								
	Pace Analytical Services - Asheville								
Chloride	**16.9**	mg/L	1.0	0.60	1		04/05/25 18:31	16887-00-6	
Fluoride	**0.32**	mg/L	0.10	0.050	1		04/05/25 18:31	16984-48-8	
Sulfate	**170**	mg/L	4.0	2.0	4		04/06/25 06:10	14808-79-8	
WC 6020B MET ICPMS	Analytical Method: EPA 6020B Preparation Method: EPA 3005A								
	Pace Analytical Services - West Columbia								
Antimony	ND	mg/L	0.0030	0.00050	1	04/10/25 07:00	04/10/25 16:33	7440-36-0	
Arsenic	**0.088**	mg/L	0.0050	0.0012	1	04/10/25 07:00	04/10/25 16:33	7440-38-2	
Barium	**0.051**	mg/L	0.0050	0.0012	1	04/10/25 07:00	04/10/25 16:33	7440-39-3	
Beryllium	ND	mg/L	0.00050	0.00015	1	04/10/25 07:00	04/10/25 16:33	7440-41-7	
Boron	**0.87**	mg/L	0.20	0.031	5	04/10/25 07:00	04/11/25 15:07	7440-42-8	
Cadmium	**0.00032J**	mg/L	0.00050	0.00012	1	04/10/25 07:00	04/10/25 16:33	7440-43-9	
Calcium	**122**	mg/L	50.0	5.0	50	04/10/25 07:00	04/11/25 12:53	7440-70-2	
Chromium	ND	mg/L	0.0050	0.0012	1	04/10/25 07:00	04/10/25 16:33	7440-47-3	
Cobalt	**0.028**	mg/L	0.0050	0.0012	1	04/10/25 07:00	04/10/25 16:33	7440-48-4	
Iron	**1.1**	mg/L	0.040	0.012	1	04/10/25 07:00	04/10/25 16:33	7439-89-6	
Lead	ND	mg/L	0.0010	0.00025	1	04/10/25 07:00	04/10/25 16:33	7439-92-1	
Magnesium	**13.3**	mg/L	0.050	0.010	1	04/10/25 07:00	04/10/25 16:33	7439-95-4	
Manganese	**4.1**	mg/L	2.0	0.062	50	04/10/25 07:00	04/11/25 12:53	7439-96-5	
Molybdenum	**0.012**	mg/L	0.010	0.0025	1	04/10/25 07:00	04/10/25 16:33	7439-98-7	
Potassium	**5.5**	mg/L	0.50	0.10	1	04/10/25 07:00	04/10/25 16:33	7440-09-7	
Selenium	ND	mg/L	0.0050	0.0012	1	04/10/25 07:00	04/10/25 16:33	7782-49-2	
Sodium	**7.0**	mg/L	1.0	0.15	1	04/10/25 07:00	04/10/25 16:33	7440-23-5	
Thallium	**0.00062J**	mg/L	0.0010	0.00015	1	04/10/25 07:00	04/10/25 16:33	7440-28-0	

This report shall not be reproduced, except in full,
without the written consent of Pace Analytical Services, LLC.

Pace Analytical Services, LLC
9800 Kincey Ave. Suite 100
Huntersville, NC 28078
(704)875-9092

ANALYTICAL RESULTS

Project: Hammond AP-1
Pace Project No.: 92789136

Sample: HAM-PT-15 **Lab ID: 92789136009** Collected: 04/02/25 13:04 Received: 04/04/25 14:25 Matrix: Water

Parameters	Results	Units	Report Limit	MDL	DF	Prepared	Analyzed	CAS No.	Qual
WCOL 7470 Mercury	Analytical Method: EPA 7470A Preparation Method: EPA 7470A Pace Analytical Services - West Columbia								
Mercury	ND	mg/L	0.00020	0.000091	1	04/10/25 19:12	04/21/25 21:43	7439-97-6	

This report shall not be reproduced, except in full,
without the written consent of Pace Analytical Services, LLC.

Pace Analytical Services, LLC
9800 Kincey Ave. Suite 100
Huntersville, NC 28078
(704)875-9092

ANALYTICAL RESULTS

Project: Hammond AP-1
Pace Project No.: 92789136

Sample: HAM-AP1-EB-01 **Lab ID: 92789136010** Collected: 04/02/25 18:00 Received: 04/04/25 14:25 Matrix: Water

Parameters	Results	Units	Report Limit	MDL	DF	Prepared	Analyzed	CAS No.	Qual
Metals (ICPMS) 6020B	Analytical Method: EPA 6020B Preparation Method: 3015								
	Pace National - Mt. Juliet								
Lithium	ND	mg/L	0.0300	0.000600	1	04/15/25 08:24	04/15/25 13:03	7439-93-2	
2320B Alkalinity	Analytical Method: SM 2320B-2011								
	Pace Analytical Services - Asheville								
Alkalinity,Bicarbonate (CaCO3)	ND	mg/L	5.0	5.0	1		04/08/25 17:07		
Alkalinity,Carbonate (CaCO3)	ND	mg/L	5.0	5.0	1		04/08/25 17:07		
Alkalinity, Total as CaCO3	ND	mg/L	5.0	5.0	1		04/08/25 17:07		
2540C Total Dissolved Solids	Analytical Method: SM 2540C-2015								
	Pace Analytical Services - Asheville								
Total Dissolved Solids	ND	mg/L	25.0	25.0	1		04/08/25 11:57		
4500S2D Sulfide Water	Analytical Method: SM 4500-S2D-2011								
	Pace Analytical Services - Asheville								
Sulfide	ND	mg/L	0.10	0.022	1		04/09/25 02:49	18496-25-8	
300.0 IC Anions 28 Days	Analytical Method: EPA 300.0 Rev 2.1 1993								
	Pace Analytical Services - Asheville								
Chloride	ND	mg/L	1.0	0.60	1		04/05/25 18:44	16887-00-6	
Fluoride	ND	mg/L	0.10	0.050	1		04/05/25 18:44	16984-48-8	
Sulfate	ND	mg/L	1.0	0.50	1		04/05/25 18:44	14808-79-8	
WC 6020B MET ICPMS	Analytical Method: EPA 6020B Preparation Method: EPA 3005A								
	Pace Analytical Services - West Columbia								
Antimony	ND	mg/L	0.0030	0.00050	1	04/10/25 07:00	04/10/25 16:41	7440-36-0	
Arsenic	ND	mg/L	0.0050	0.0012	1	04/10/25 07:00	04/10/25 16:41	7440-38-2	
Barium	ND	mg/L	0.0050	0.0012	1	04/10/25 07:00	04/10/25 16:41	7440-39-3	
Beryllium	ND	mg/L	0.00050	0.00015	1	04/10/25 07:00	04/10/25 16:41	7440-41-7	
Boron	ND	mg/L	0.040	0.0062	1	04/10/25 07:00	04/10/25 16:41	7440-42-8	
Cadmium	ND	mg/L	0.00050	0.00012	1	04/10/25 07:00	04/10/25 16:41	7440-43-9	
Calcium	ND	mg/L	1.0	0.10	1	04/10/25 07:00	04/10/25 16:41	7440-70-2	
Chromium	ND	mg/L	0.0050	0.0012	1	04/10/25 07:00	04/10/25 16:41	7440-47-3	
Cobalt	ND	mg/L	0.0050	0.0012	1	04/10/25 07:00	04/10/25 16:41	7440-48-4	
Iron	ND	mg/L	0.040	0.012	1	04/10/25 07:00	04/10/25 16:41	7439-89-6	
Lead	ND	mg/L	0.0010	0.00025	1	04/10/25 07:00	04/10/25 16:41	7439-92-1	
Magnesium	ND	mg/L	0.050	0.010	1	04/10/25 07:00	04/10/25 16:41	7439-95-4	
Manganese	ND	mg/L	0.040	0.0012	1	04/10/25 07:00	04/10/25 16:41	7439-96-5	
Molybdenum	ND	mg/L	0.010	0.0025	1	04/10/25 07:00	04/10/25 16:41	7439-98-7	
Potassium	ND	mg/L	0.50	0.10	1	04/10/25 07:00	04/10/25 16:41	7440-09-7	
Selenium	ND	mg/L	0.0050	0.0012	1	04/10/25 07:00	04/10/25 16:41	7782-49-2	
Sodium	ND	mg/L	1.0	0.15	1	04/10/25 07:00	04/10/25 16:41	7440-23-5	
Thallium	ND	mg/L	0.0010	0.00015	1	04/10/25 07:00	04/10/25 16:41	7440-28-0	

This report shall not be reproduced, except in full,
without the written consent of Pace Analytical Services, LLC.

Pace Analytical Services, LLC
9800 Kincey Ave. Suite 100
Huntersville, NC 28078
(704)875-9092

ANALYTICAL RESULTS

Project: Hammond AP-1
Pace Project No.: 92789136

Sample: HAM-AP1-EB-01 **Lab ID: 92789136010** Collected: 04/02/25 18:00 Received: 04/04/25 14:25 Matrix: Water

Parameters	Results	Units	Report Limit	MDL	DF	Prepared	Analyzed	CAS No.	Qual
WCOL 7470 Mercury	Analytical Method: EPA 7470A Preparation Method: EPA 7470A Pace Analytical Services - West Columbia								
Mercury	ND	mg/L	0.00020	0.000091	1	04/10/25 19:12	04/21/25 21:46	7439-97-6	

This report shall not be reproduced, except in full,
without the written consent of Pace Analytical Services, LLC.

Pace Analytical Services, LLC
9800 Kincey Ave. Suite 100
Huntersville, NC 28078
(704)875-9092

ANALYTICAL RESULTS

Project: Hammond AP-1
Pace Project No.: 92789136

Sample: HAM-AP1-FB-01 **Lab ID: 92789136011** Collected: 04/02/25 17:50 Received: 04/04/25 14:25 Matrix: Water

Parameters	Results	Units	Report Limit	MDL	DF	Prepared	Analyzed	CAS No.	Qual
Metals (ICPMS) 6020B	Analytical Method: EPA 6020B Preparation Method: 3015								
	Pace National - Mt. Juliet								
Lithium	ND	mg/L	0.0300	0.000600	1	04/15/25 08:24	04/15/25 13:06	7439-93-2	
2320B Alkalinity	Analytical Method: SM 2320B-2011								
	Pace Analytical Services - Asheville								
Alkalinity,Bicarbonate (CaCO3)	ND	mg/L	5.0	5.0	1		04/08/25 17:11		
Alkalinity,Carbonate (CaCO3)	ND	mg/L	5.0	5.0	1		04/08/25 17:11		
Alkalinity, Total as CaCO3	ND	mg/L	5.0	5.0	1		04/08/25 17:11		
2540C Total Dissolved Solids	Analytical Method: SM 2540C-2015								
	Pace Analytical Services - Asheville								
Total Dissolved Solids	ND	mg/L	25.0	25.0	1		04/08/25 11:57		
4500S2D Sulfide Water	Analytical Method: SM 4500-S2D-2011								
	Pace Analytical Services - Asheville								
Sulfide	ND	mg/L	0.10	0.022	1		04/09/25 02:50	18496-25-8	
300.0 IC Anions 28 Days	Analytical Method: EPA 300.0 Rev 2.1 1993								
	Pace Analytical Services - Asheville								
Chloride	ND	mg/L	1.0	0.60	1		04/05/25 18:57	16887-00-6	
Fluoride	ND	mg/L	0.10	0.050	1		04/05/25 18:57	16984-48-8	
Sulfate	ND	mg/L	1.0	0.50	1		04/05/25 18:57	14808-79-8	
WC 6020B MET ICPMS	Analytical Method: EPA 6020B Preparation Method: EPA 3005A								
	Pace Analytical Services - West Columbia								
Antimony	ND	mg/L	0.0030	0.00050	1	04/10/25 07:00	04/10/25 16:50	7440-36-0	
Arsenic	ND	mg/L	0.0050	0.0012	1	04/10/25 07:00	04/10/25 16:50	7440-38-2	
Barium	ND	mg/L	0.0050	0.0012	1	04/10/25 07:00	04/10/25 16:50	7440-39-3	
Beryllium	ND	mg/L	0.00050	0.00015	1	04/10/25 07:00	04/10/25 16:50	7440-41-7	
Boron	ND	mg/L	0.040	0.0062	1	04/10/25 07:00	04/10/25 16:50	7440-42-8	
Cadmium	ND	mg/L	0.00050	0.00012	1	04/10/25 07:00	04/10/25 16:50	7440-43-9	
Calcium	ND	mg/L	1.0	0.10	1	04/10/25 07:00	04/10/25 16:50	7440-70-2	
Chromium	ND	mg/L	0.0050	0.0012	1	04/10/25 07:00	04/10/25 16:50	7440-47-3	
Cobalt	ND	mg/L	0.0050	0.0012	1	04/10/25 07:00	04/10/25 16:50	7440-48-4	
Iron	**0.026J**	mg/L	0.040	0.012	1	04/10/25 07:00	04/10/25 16:50	7439-89-6	
Lead	ND	mg/L	0.0010	0.00025	1	04/10/25 07:00	04/10/25 16:50	7439-92-1	
Magnesium	**0.042J**	mg/L	0.050	0.010	1	04/10/25 07:00	04/10/25 16:50	7439-95-4	
Manganese	**0.0066J**	mg/L	0.040	0.0012	1	04/10/25 07:00	04/10/25 16:50	7439-96-5	
Molybdenum	ND	mg/L	0.010	0.0025	1	04/10/25 07:00	04/10/25 16:50	7439-98-7	
Potassium	ND	mg/L	0.50	0.10	1	04/10/25 07:00	04/10/25 16:50	7440-09-7	
Selenium	ND	mg/L	0.0050	0.0012	1	04/10/25 07:00	04/10/25 16:50	7782-49-2	
Sodium	ND	mg/L	1.0	0.15	1	04/10/25 07:00	04/10/25 16:50	7440-23-5	
Thallium	ND	mg/L	0.0010	0.00015	1	04/10/25 07:00	04/10/25 16:50	7440-28-0	

This report shall not be reproduced, except in full,
without the written consent of Pace Analytical Services, LLC.

Pace Analytical Services, LLC
9800 Kincey Ave. Suite 100
Huntersville, NC 28078
(704)875-9092

ANALYTICAL RESULTS

Project: Hammond AP-1
Pace Project No.: 92789136

Sample: HAM-AP1-FB-01 **Lab ID: 92789136011** Collected: 04/02/25 17:50 Received: 04/04/25 14:25 Matrix: Water

Parameters	Results	Units	Report Limit	MDL	DF	Prepared	Analyzed	CAS No.	Qual
WCOL 7470 Mercury	Analytical Method: EPA 7470A Preparation Method: EPA 7470A Pace Analytical Services - West Columbia								
Mercury	ND	mg/L	0.00020	0.000091	1	04/10/25 19:12	04/21/25 21:48	7439-97-6	

This report shall not be reproduced, except in full,
without the written consent of Pace Analytical Services, LLC.

Pace Analytical Services, LLC
9800 Kincey Ave. Suite 100
Huntersville, NC 28078
(704)875-9092

ANALYTICAL RESULTS

Project: Hammond AP-1
Pace Project No.: 92789136

Sample: HAM-AP1-FD-01 **Lab ID: 92789136012** Collected: 04/02/25 00:00 Received: 04/04/25 14:25 Matrix: Water

Parameters	Results	Units	Report Limit	MDL	DF	Prepared	Analyzed	CAS No.	Qual
Metals (ICPMS) 6020B	Analytical Method: EPA 6020B Preparation Method: 3015								
	Pace National - Mt. Juliet								
Lithium	**0.0479**	mg/L	0.0300	0.000600	1	04/15/25 08:24	04/15/25 13:09	7439-93-2	
2320B Alkalinity	Analytical Method: SM 2320B-2011								
	Pace Analytical Services - Asheville								
Alkalinity,Bicarbonate (CaCO3)	**162**	mg/L	5.0	5.0	1		04/08/25 17:15		
Alkalinity,Carbonate (CaCO3)	ND	mg/L	5.0	5.0	1		04/08/25 17:15		
Alkalinity, Total as CaCO3	**162**	mg/L	5.0	5.0	1		04/08/25 17:15		
2540C Total Dissolved Solids	Analytical Method: SM 2540C-2015								
	Pace Analytical Services - Asheville								
Total Dissolved Solids	**515**	mg/L	25.0	25.0	1		04/08/25 11:57		
4500S2D Sulfide Water	Analytical Method: SM 4500-S2D-2011								
	Pace Analytical Services - Asheville								
Sulfide	ND	mg/L	0.10	0.022	1		04/09/25 02:51	18496-25-8	
300.0 IC Anions 28 Days	Analytical Method: EPA 300.0 Rev 2.1 1993								
	Pace Analytical Services - Asheville								
Chloride	**16.1**	mg/L	1.0	0.60	1		04/05/25 19:10	16887-00-6	
Fluoride	**0.34**	mg/L	0.10	0.050	1		04/05/25 19:10	16984-48-8	
Sulfate	**166**	mg/L	4.0	2.0	4		04/06/25 06:24	14808-79-8	
WC 6020B MET ICPMS	Analytical Method: EPA 6020B Preparation Method: EPA 3005A								
	Pace Analytical Services - West Columbia								
Antimony	ND	mg/L	0.0030	0.00050	1	04/10/25 07:00	04/10/25 16:58	7440-36-0	
Arsenic	**0.40**	mg/L	0.25	0.062	50	04/10/25 07:00	04/11/25 12:57	7440-38-2	
Barium	**0.043**	mg/L	0.0050	0.0012	1	04/10/25 07:00	04/10/25 16:58	7440-39-3	
Beryllium	ND	mg/L	0.00050	0.00015	1	04/10/25 07:00	04/10/25 16:58	7440-41-7	
Boron	**0.79**	mg/L	0.20	0.031	5	04/10/25 07:00	04/11/25 14:42	7440-42-8	
Cadmium	ND	mg/L	0.00050	0.00012	1	04/10/25 07:00	04/10/25 16:58	7440-43-9	
Calcium	**119**	mg/L	50.0	5.0	50	04/10/25 07:00	04/11/25 12:57	7440-70-2	
Chromium	ND	mg/L	0.0050	0.0012	1	04/10/25 07:00	04/10/25 16:58	7440-47-3	
Cobalt	**0.023**	mg/L	0.0050	0.0012	1	04/10/25 07:00	04/10/25 16:58	7440-48-4	
Iron	**10.9**	mg/L	0.040	0.012	1	04/10/25 07:00	04/10/25 16:58	7439-89-6	
Lead	ND	mg/L	0.0010	0.00025	1	04/10/25 07:00	04/10/25 16:58	7439-92-1	
Magnesium	**15.0**	mg/L	0.050	0.010	1	04/10/25 07:00	04/10/25 16:58	7439-95-4	
Manganese	**3.2**	mg/L	2.0	0.062	50	04/10/25 07:00	04/11/25 12:57	7439-96-5	
Molybdenum	**0.010**	mg/L	0.010	0.0025	1	04/10/25 07:00	04/10/25 16:58	7439-98-7	
Potassium	**5.6**	mg/L	0.50	0.10	1	04/10/25 07:00	04/10/25 16:58	7440-09-7	
Selenium	ND	mg/L	0.0050	0.0012	1	04/10/25 07:00	04/10/25 16:58	7782-49-2	
Sodium	**7.4**	mg/L	1.0	0.15	1	04/10/25 07:00	04/10/25 16:58	7440-23-5	
Thallium	**0.00017J**	mg/L	0.0010	0.00015	1	04/10/25 07:00	04/10/25 16:58	7440-28-0	

This report shall not be reproduced, except in full,
without the written consent of Pace Analytical Services, LLC.

Pace Analytical Services, LLC
9800 Kincey Ave. Suite 100
Huntersville, NC 28078
(704)875-9092

ANALYTICAL RESULTS

Project: Hammond AP-1
Pace Project No.: 92789136

Sample: HAM-AP1-FD-01 **Lab ID: 92789136012** Collected: 04/02/25 00:00 Received: 04/04/25 14:25 Matrix: Water

Parameters	Results	Units	Report Limit	MDL	DF	Prepared	Analyzed	CAS No.	Qual
WCOL 7470 Mercury	Analytical Method: EPA 7470A Preparation Method: EPA 7470A Pace Analytical Services - West Columbia								
Mercury	ND	mg/L	0.00020	0.000091	1	04/10/25 19:12	04/21/25 21:51	7439-97-6	

This report shall not be reproduced, except in full,
without the written consent of Pace Analytical Services, LLC.

Pace Analytical Services, LLC
9800 Kincey Ave. Suite 100
Huntersville, NC 28078
(704)875-9092

QUALITY CONTROL DATA

Project: Hammond AP-1
Pace Project No.: 92789136

QC Batch: 2487004
QC Batch Method: 3015
Analysis Method: EPA 6020B
Analysis Description: Metals (ICPMS) 6020B
Laboratory: Pace National - Mt. Juliet
Associated Lab Samples: 92789136001, 92789136002, 92789136003, 92789136004, 92789136005, 92789136006, 92789136007, 92789136008, 92789136009, 92789136010, 92789136011, 92789136012

METHOD BLANK: R4199786-1 Matrix: Water
Associated Lab Samples: 92789136001, 92789136002, 92789136003, 92789136004, 92789136005, 92789136006, 92789136007, 92789136008, 92789136009, 92789136010, 92789136011, 92789136012

Parameter	Units	Blank Result	Reporting Limit	MDL	Analyzed	Qualifiers
Lithium	mg/L	ND	0.0300	0.000600	04/15/25 11:31	

LABORATORY CONTROL SAMPLE: R4199786-2

Parameter	Units	Spike Conc.	LCS Result	LCS % Rec	% Rec Limits	Qualifiers
Lithium	mg/L	0.0500	0.0431	86.3	80.0-120	

MATRIX SPIKE & MATRIX SPIKE DUPLICATE: R4199786-4 R4199786-5

Parameter	Units	L1844756-01 Result	MS Spike Conc.	MSD Spike Conc.	MS Result	MSD Result	MS % Rec	MSD % Rec	% Rec Limits	RPD	Max RPD	Qual
Lithium	mg/L	0.00302	0.0500	0.0500	0.0467	0.0458	87.3	85.5	75.0-125	1.91	20	

Results presented on this page are in the units indicated by the "Units" column except where an alternate unit is presented to the right of the result.

This report shall not be reproduced, except in full,
without the written consent of Pace Analytical Services, LLC.

Pace Analytical Services, LLC
9800 Kincey Ave. Suite 100
Huntersville, NC 28078
(704)875-9092

QUALITY CONTROL DATA

Project: Hammond AP-1
Pace Project No.: 92789136

QC Batch: 927854 | Analysis Method: SM 2320B-2011
QC Batch Method: SM 2320B-2011 | Analysis Description: 2320B Alkalinity
Laboratory: Pace Analytical Services - Asheville
Associated Lab Samples: 92789136002, 92789136007, 92789136008, 92789136009, 92789136010, 92789136011, 92789136012

METHOD BLANK: 4766038 Matrix: Water
Associated Lab Samples: 92789136002, 92789136007, 92789136008, 92789136009, 92789136010, 92789136011, 92789136012

Parameter	Units	Blank Result	Reporting Limit	MDL	Analyzed	Qualifiers
Alkalinity, Total as CaCO3	mg/L	ND	5.0	5.0	04/08/25 14:52	
Alkalinity,Bicarbonate (CaCO3)	mg/L	ND	5.0	5.0	04/08/25 14:52	
Alkalinity,Carbonate (CaCO3)	mg/L	ND	5.0	5.0	04/08/25 14:52	

LABORATORY CONTROL SAMPLE: 4766039

Parameter	Units	Spike Conc.	LCS Result	LCS % Rec	% Rec Limits	Qualifiers
Alkalinity, Total as CaCO3	mg/L	50	51.1	102	80-120	

LABORATORY CONTROL SAMPLE: 4766040

Parameter	Units	Spike Conc.	LCS Result	LCS % Rec	% Rec Limits	Qualifiers
Alkalinity, Total as CaCO3	mg/L	50	51.9	104	80-120	

MATRIX SPIKE & MATRIX SPIKE DUPLICATE: 4766041 4766042

Parameter	Units	92788996001 Result	MS Spike Conc.	MSD Spike Conc.	MS Result	MSD Result	MS % Rec	MSD % Rec	% Rec Limits	RPD	Max RPD	Qual
Alkalinity, Total as CaCO3	mg/L	63.1	50	50	116	117	107	109	80-120	1	25	

MATRIX SPIKE & MATRIX SPIKE DUPLICATE: 4766043 4766044

Parameter	Units	92789346001 Result	MS Spike Conc.	MSD Spike Conc.	MS Result	MSD Result	MS % Rec	MSD % Rec	% Rec Limits	RPD	Max RPD	Qual
Alkalinity, Total as CaCO3	mg/L	67.8	50	50	118	117	100	99	80-120	1	25	

Results presented on this page are in the units indicated by the "Units" column except where an alternate unit is presented to the right of the result.

REPORT OF LABORATORY ANALYSIS

This report shall not be reproduced, except in full,
without the written consent of Pace Analytical Services, LLC.

Pace Analytical Services, LLC
9800 Kincey Ave. Suite 100
Huntersville, NC 28078
(704)875-9092

QUALITY CONTROL DATA

Project: Hammond AP-1
Pace Project No.: 92789136

QC Batch: 927855
QC Batch Method: SM 2320B-2011
Analysis Method: SM 2320B-2011
Analysis Description: 2320B Alkalinity
Laboratory: Pace Analytical Services - Asheville
Associated Lab Samples: 92789136001, 92789136003, 92789136004, 92789136005, 92789136006

METHOD BLANK: 4766046 Matrix: Water
Associated Lab Samples: 92789136001, 92789136003, 92789136004, 92789136005, 92789136006

Parameter	Units	Blank Result	Reporting Limit	MDL	Analyzed	Qualifiers
Alkalinity, Total as CaCO3	mg/L	ND	5.0	5.0	04/08/25 18:32	
Alkalinity,Bicarbonate (CaCO3)	mg/L	ND	5.0	5.0	04/08/25 18:32	
Alkalinity,Carbonate (CaCO3)	mg/L	ND	5.0	5.0	04/08/25 18:32	

LABORATORY CONTROL SAMPLE: 4766047

Parameter	Units	Spike Conc.	LCS Result	LCS % Rec	% Rec Limits	Qualifiers
Alkalinity, Total as CaCO3	mg/L	50	51.1	102	80-120	

LABORATORY CONTROL SAMPLE: 4766048

Parameter	Units	Spike Conc.	LCS Result	LCS % Rec	% Rec Limits	Qualifiers
Alkalinity, Total as CaCO3	mg/L	50	52.0	104	80-120	

MATRIX SPIKE & MATRIX SPIKE DUPLICATE: 4766049 4766050

Parameter	Units	92789065030 Result	MS Spike Conc.	MSD Spike Conc.	MS Result	MSD Result	MS % Rec	MSD % Rec	% Rec Limits	RPD	Max RPD	Qual
Alkalinity, Total as CaCO3	mg/L	12.0	50	50	63.5	64.0	103	104	80-120	1	25	

MATRIX SPIKE & MATRIX SPIKE DUPLICATE: 4766051 4766052

Parameter	Units	92789065031 Result	MS Spike Conc.	MSD Spike Conc.	MS Result	MSD Result	MS % Rec	MSD % Rec	% Rec Limits	RPD	Max RPD	Qual
Alkalinity, Total as CaCO3	mg/L	46.5	50	50	96.8	97.6	100	102	80-120	1	25	

Results presented on this page are in the units indicated by the "Units" column except where an alternate unit is presented to the right of the result.

This report shall not be reproduced, except in full,
without the written consent of Pace Analytical Services, LLC.

Pace Analytical Services, LLC
9800 Kincey Ave. Suite 100
Huntersville, NC 28078
(704)875-9092

QUALITY CONTROL DATA

Project: Hammond AP-1
Pace Project No.: 92789136

QC Batch: 927864
QC Batch Method: SM 2540C-2015
Analysis Method: SM 2540C-2015
Analysis Description: 2540C Total Dissolved Solids
Laboratory: Pace Analytical Services - Asheville
Associated Lab Samples: 92789136002, 92789136007, 92789136008, 92789136009, 92789136010, 92789136011, 92789136012

METHOD BLANK: 4766088 Matrix: Water
Associated Lab Samples: 92789136002, 92789136007, 92789136008, 92789136009, 92789136010, 92789136011, 92789136012

Parameter	Units	Blank Result	Reporting Limit	MDL	Analyzed	Qualifiers
Total Dissolved Solids	mg/L	ND	25.0	25.0	04/08/25 11:57	

LABORATORY CONTROL SAMPLE: 4766089

Parameter	Units	Spike Conc.	LCS Result	LCS % Rec	% Rec Limits	Qualifiers
Total Dissolved Solids	mg/L	250	242	97	90-110	

SAMPLE DUPLICATE: 4766090

Parameter	Units	92789136002 Result	Dup Result	RPD	Max RPD	Qualifiers
Total Dissolved Solids	mg/L	491	489	0	25	

SAMPLE DUPLICATE: 4766091

Parameter	Units	92788889001 Result	Dup Result	RPD	Max RPD	Qualifiers
Total Dissolved Solids	mg/L	483	484	0	25	

Results presented on this page are in the units indicated by the "Units" column except where an alternate unit is presented to the right of the result.

This report shall not be reproduced, except in full,
without the written consent of Pace Analytical Services, LLC.

Pace Analytical Services, LLC
9800 Kincey Ave. Suite 100
Huntersville, NC 28078
(704)875-9092

QUALITY CONTROL DATA

Project: Hammond AP-1
Pace Project No.: 92789136

QC Batch: 928218
QC Batch Method: SM 2540C-2015
Analysis Method: SM 2540C-2015
Analysis Description: 2540C Total Dissolved Solids
Laboratory: Pace Analytical Services - Asheville
Associated Lab Samples: 92789136001, 92789136003, 92789136004, 92789136005

METHOD BLANK: 4768155 Matrix: Water
Associated Lab Samples: 92789136001, 92789136003, 92789136004, 92789136005

Parameter	Units	Blank Result	Reporting Limit	MDL	Analyzed	Qualifiers
Total Dissolved Solids	mg/L	ND	25.0	25.0	04/09/25 14:39	

LABORATORY CONTROL SAMPLE: 4768156

Parameter	Units	Spike Conc.	LCS Result	LCS % Rec	% Rec Limits	Qualifiers
Total Dissolved Solids	mg/L	250	236	94	90-110	

SAMPLE DUPLICATE: 4768157

Parameter	Units	92789705001 Result	Dup Result	RPD	Max RPD	Qualifiers
Total Dissolved Solids	mg/L	31.0	27.0	14	25	

SAMPLE DUPLICATE: 4768158

Parameter	Units	92789065027 Result	Dup Result	RPD	Max RPD	Qualifiers
Total Dissolved Solids	mg/L	116	112	4	25	

Results presented on this page are in the units indicated by the "Units" column except where an alternate unit is presented to the right of the result.

This report shall not be reproduced, except in full,
without the written consent of Pace Analytical Services, LLC.

Pace Analytical Services, LLC
9800 Kincey Ave. Suite 100
Huntersville, NC 28078
(704)875-9092

QUALITY CONTROL DATA

Project: Hammond AP-1
Pace Project No.: 92789136

QC Batch: 928368
QC Batch Method: SM 2540C-2015
Analysis Method: SM 2540C-2015
Analysis Description: 2540C Total Dissolved Solids
Laboratory: Pace Analytical Services - Asheville
Associated Lab Samples: 92789136006

METHOD BLANK: 4769129 Matrix: Water
Associated Lab Samples: 92789136006

Parameter	Units	Blank Result	Reporting Limit	MDL	Analyzed	Qualifiers
Total Dissolved Solids	mg/L	ND	25.0	25.0	04/10/25 06:13	

LABORATORY CONTROL SAMPLE: 4769130

Parameter	Units	Spike Conc.	LCS Result	LCS % Rec	% Rec Limits	Qualifiers
Total Dissolved Solids	mg/L	250	244	98	90-110	

SAMPLE DUPLICATE: 4769131

Parameter	Units	92789136006 Result	Dup Result	RPD	Max RPD	Qualifiers
Total Dissolved Solids	mg/L	431	435	1	25	

SAMPLE DUPLICATE: 4769132

Parameter	Units	92789148003 Result	Dup Result	RPD	Max RPD	Qualifiers
Total Dissolved Solids	mg/L	119	111	7	25	

Results presented on this page are in the units indicated by the "Units" column except where an alternate unit is presented to the right of the result.

This report shall not be reproduced, except in full,
without the written consent of Pace Analytical Services, LLC.

Pace Analytical Services, LLC
9800 Kincey Ave. Suite 100
Huntersville, NC 28078
(704)875-9092

QUALITY CONTROL DATA

Project: Hammond AP-1
Pace Project No.: 92789136

QC Batch: 928049
QC Batch Method: SM 4500-S2D-2011
Analysis Method: SM 4500-S2D-2011
Analysis Description: 4500S2D Sulfide Water
Laboratory: Pace Analytical Services - Asheville
Associated Lab Samples: 92789136001, 92789136002, 92789136003, 92789136004, 92789136005, 92789136006, 92789136007, 92789136008, 92789136009, 92789136010, 92789136011, 92789136012

METHOD BLANK: 4767367
Matrix: Water
Associated Lab Samples: 92789136001, 92789136002, 92789136003, 92789136004, 92789136005, 92789136006, 92789136007, 92789136008, 92789136009, 92789136010, 92789136011, 92789136012

Parameter	Units	Blank Result	Reporting Limit	MDL	Analyzed	Qualifiers
Sulfide	mg/L	ND	0.10	0.022	04/09/25 02:46	

LABORATORY CONTROL SAMPLE: 4767368

Parameter	Units	Spike Conc.	LCS Result	LCS % Rec	% Rec Limits	Qualifiers
Sulfide	mg/L	0.5	0.56	113	80-120	

MATRIX SPIKE & MATRIX SPIKE DUPLICATE: 4767369 4767370

Parameter	Units	92789136002 Result	MS Spike Conc.	MSD Spike Conc.	MS Result	MSD Result	MS % Rec	MSD % Rec	% Rec Limits	RPD	Max RPD	Qual
Sulfide	mg/L	ND	0.5	0.5	0.59	0.63	119	125	80-120	5	10	M1

MATRIX SPIKE & MATRIX SPIKE DUPLICATE: 4767371 4767372

Parameter	Units	92789691001 Result	MS Spike Conc.	MSD Spike Conc.	MS Result	MSD Result	MS % Rec	MSD % Rec	% Rec Limits	RPD	Max RPD	Qual
Sulfide	mg/L	ND	0.5	0.5	0.59	0.62	108	112	80-120	3	10	

Results presented on this page are in the units indicated by the "Units" column except where an alternate unit is presented to the right of the result.

This report shall not be reproduced, except in full,
without the written consent of Pace Analytical Services, LLC.

Pace Analytical Services, LLC
9800 Kincey Ave. Suite 100
Huntersville, NC 28078
(704)875-9092

QUALITY CONTROL DATA

Project: Hammond AP-1
Pace Project No.: 92789136

QC Batch: 927500
QC Batch Method: EPA 300.0 Rev 2.1 1993
Analysis Method: EPA 300.0 Rev 2.1 1993
Analysis Description: 300.0 IC Anions
Laboratory: Pace Analytical Services - Asheville
Associated Lab Samples: 92789136001, 92789136002, 92789136003, 92789136004, 92789136005, 92789136006, 92789136007, 92789136008, 92789136009, 92789136010, 92789136011, 92789136012

METHOD BLANK: 4764575
Matrix: Water
Associated Lab Samples: 92789136001, 92789136002, 92789136003, 92789136004, 92789136005, 92789136006, 92789136007, 92789136008, 92789136009, 92789136010, 92789136011, 92789136012

Parameter	Units	Blank Result	Reporting Limit	MDL	Analyzed	Qualifiers
Chloride	mg/L	ND	1.0	0.60	04/05/25 13:20	
Fluoride	mg/L	ND	0.10	0.050	04/05/25 13:20	
Sulfate	mg/L	ND	1.0	0.50	04/05/25 13:20	

LABORATORY CONTROL SAMPLE: 4764576

Parameter	Units	Spike Conc.	LCS Result	LCS % Rec	% Rec Limits	Qualifiers
Chloride	mg/L	50	52.4	105	90-110	
Fluoride	mg/L	2.5	2.7	109	90-110	
Sulfate	mg/L	50	52.4	105	90-110	

MATRIX SPIKE & MATRIX SPIKE DUPLICATE: 4764577 4764578

Parameter	Units	92789037001 Result	MS Spike Conc.	MSD Spike Conc.	MS Result	MSD Result	MS % Rec	MSD % Rec	% Rec Limits	RPD	Max RPD	Qual
Chloride	mg/L	916	50	50	944	944	56	56	90-110	0	10	M1
Fluoride	mg/L	ND	2.5	2.5	2.4	2.4	94	96	90-110	2	10	
Sulfate	mg/L	81.5	50	50	110	111	56	59	90-110	1	10	M1

MATRIX SPIKE & MATRIX SPIKE DUPLICATE: 4764579 4764580

Parameter	Units	92789136005 Result	MS Spike Conc.	MSD Spike Conc.	MS Result	MSD Result	MS % Rec	MSD % Rec	% Rec Limits	RPD	Max RPD	Qual
Chloride	mg/L	39.0	50	50	86.6	89.1	95	100	90-110	3	10	
Fluoride	mg/L	0.28	2.5	2.5	2.7	2.8	97	102	90-110	4	10	
Sulfate	mg/L	105	50	50	150	147	90	85	90-110	2	10	M1

Results presented on this page are in the units indicated by the "Units" column except where an alternate unit is presented to the right of the result.

REPORT OF LABORATORY ANALYSIS

This report shall not be reproduced, except in full,
without the written consent of Pace Analytical Services, LLC.

Pace Analytical Services, LLC
9800 Kincey Ave. Suite 100
Huntersville, NC 28078
(704)875-9092

QUALITY CONTROL DATA

Project: Hammond AP-1
Pace Project No.: 92789136

QC Batch: 928129
QC Batch Method: EPA 3005A
Analysis Method: EPA 6020B
Analysis Description: WC 6020B MET
Laboratory: Pace Analytical Services - West Columbia
Associated Lab Samples: 92789136001, 92789136002, 92789136003, 92789136004, 92789136005, 92789136006

METHOD BLANK: 4767546
Matrix: Water
Associated Lab Samples: 92789136001, 92789136002, 92789136003, 92789136004, 92789136005, 92789136006

Parameter	Units	Blank Result	Reporting Limit	MDL	Analyzed	Qualifiers
Antimony	mg/L	ND	0.0030	0.00050	04/14/25 15:56	
Arsenic	mg/L	ND	0.0050	0.0012	04/14/25 15:56	
Barium	mg/L	ND	0.0050	0.0012	04/14/25 15:56	
Beryllium	mg/L	ND	0.00050	0.00015	04/14/25 15:56	
Boron	mg/L	ND	0.040	0.0062	04/14/25 15:56	
Cadmium	mg/L	ND	0.00050	0.00012	04/14/25 15:56	
Calcium	mg/L	ND	1.0	0.10	04/14/25 15:56	
Chromium	mg/L	ND	0.0050	0.0012	04/14/25 15:56	
Cobalt	mg/L	ND	0.0050	0.0012	04/14/25 15:56	
Iron	mg/L	ND	0.040	0.012	04/14/25 15:56	
Lead	mg/L	ND	0.0010	0.00025	04/14/25 15:56	
Magnesium	mg/L	ND	0.050	0.010	04/14/25 15:56	
Manganese	mg/L	ND	0.040	0.0012	04/14/25 15:56	
Molybdenum	mg/L	ND	0.010	0.0025	04/14/25 15:56	
Potassium	mg/L	ND	0.50	0.10	04/14/25 15:56	
Selenium	mg/L	ND	0.0050	0.0012	04/14/25 15:56	
Sodium	mg/L	ND	1.0	0.15	04/14/25 15:56	
Thallium	mg/L	ND	0.0010	0.00015	04/14/25 15:56	

LABORATORY CONTROL SAMPLE: 4767547

Parameter	Units	Spike Conc.	LCS Result	LCS % Rec	% Rec Limits	Qualifiers
Antimony	mg/L	0.1	0.10	100	80-120	
Arsenic	mg/L	0.1	0.092	92	80-120	
Barium	mg/L	0.1	0.099	99	80-120	
Beryllium	mg/L	0.1	0.096	96	80-120	
Boron	mg/L	0.1	0.10	100	80-120	
Cadmium	mg/L	0.1	0.095	95	80-120	
Calcium	mg/L	1	0.93J	93	80-120	
Chromium	mg/L	0.1	0.10	103	80-120	
Cobalt	mg/L	0.1	0.10	103	80-120	
Iron	mg/L	1	1.0	102	80-120	
Lead	mg/L	0.1	0.097	97	80-120	
Magnesium	mg/L	1	1.0	102	80-120	
Manganese	mg/L	0.1	0.10	101	80-120	
Molybdenum	mg/L	0.1	0.10	101	80-120	
Potassium	mg/L	1	0.98	98	80-120	
Selenium	mg/L	0.1	0.093	93	80-120	
Sodium	mg/L	1	1.0	101	80-120	

Results presented on this page are in the units indicated by the "Units" column except where an alternate unit is presented to the right of the result.

This report shall not be reproduced, except in full,
without the written consent of Pace Analytical Services, LLC.

Pace Analytical Services, LLC
9800 Kincey Ave. Suite 100
Huntersville, NC 28078
(704)875-9092

QUALITY CONTROL DATA

Project: Hammond AP-1
Pace Project No.: 92789136

LABORATORY CONTROL SAMPLE: 4767547

Parameter	Units	Spike Conc.	LCS Result	LCS % Rec	% Rec Limits	Qualifiers
Thallium	mg/L	0.1	0.096	96	80-120	

MATRIX SPIKE & MATRIX SPIKE DUPLICATE: 4767548 4767549

Parameter	Units	92789159008 Result	MS Spike Conc.	MSD Spike Conc.	MS Result	MSD Result	MS % Rec	MSD % Rec	% Rec Limits	RPD	Max RPD	Qual
Antimony	mg/L	ND	0.1	0.1	0.10	0.10	101	103	75-125	1	20	
Arsenic	mg/L	11.7 ug/L	0.1	0.1	0.11	0.11	96	98	75-125	1	20	
Barium	mg/L	40.0 ug/L	0.1	0.1	0.14	0.14	96	97	75-125	1	20	
Beryllium	mg/L	ND	0.1	0.1	0.098	0.097	98	96	75-125	1	20	
Boron	mg/L	ND	0.1	0.1	0.10	0.11	97	102	75-125	5	20	
Cadmium	mg/L	ND	0.1	0.1	0.097	0.098	97	98	75-125	1	20	
Calcium	mg/L	22700 ug/L	1	1	23.8	23.6	115	91	75-125	1	20	
Chromium	mg/L	ND	0.1	0.1	0.098	0.099	98	98	75-125	1	20	
Cobalt	mg/L	ND	0.1	0.1	0.098	0.098	94	95	75-125	1	20	
Iron	mg/L	16400 ug/L	1	1	17.5	17.5	106	108	75-125	0	20	
Lead	mg/L	ND	0.1	0.1	0.093	0.095	93	95	75-125	2	20	
Magnesium	mg/L	9660 ug/L	1	1	10.5	10.5	84	88	75-125	0	20	
Manganese	mg/L	4220 ug/L	0.1	0.1	4.3	4.4	120	167	75-125	1	20	M1
Molybdenum	mg/L	ND	0.1	0.1	0.090	0.091	89	90	75-125	1	20	
Potassium	mg/L	1110 ug/L	1	1	2.1	2.1	98	99	75-125	1	20	
Selenium	mg/L	ND	0.1	0.1	0.10	0.10	102	104	75-125	2	20	
Sodium	mg/L	2360 ug/L	1	1	3.3	3.3	94	95	75-125	0	20	
Thallium	mg/L	ND	0.1	0.1	0.094	0.096	94	96	75-125	2	20	

Results presented on this page are in the units indicated by the "Units" column except where an alternate unit is presented to the right of the result.

This report shall not be reproduced, except in full,
without the written consent of Pace Analytical Services, LLC.

Pace Analytical Services, LLC
9800 Kincey Ave. Suite 100
Huntersville, NC 28078
(704)875-9092

QUALITY CONTROL DATA

Project: Hammond AP-1
Pace Project No.: 92789136

QC Batch: 928130
QC Batch Method: EPA 3005A
Analysis Method: EPA 6020B
Analysis Description: WC 6020B MET
Laboratory: Pace Analytical Services - West Columbia
Associated Lab Samples: 92789136007, 92789136008, 92789136009, 92789136010, 92789136011, 92789136012

METHOD BLANK: 4767568
Matrix: Water
Associated Lab Samples: 92789136007, 92789136008, 92789136009, 92789136010, 92789136011, 92789136012

Parameter	Units	Blank Result	Reporting Limit	MDL	Analyzed	Qualifiers
Antimony	mg/L	ND	0.0030	0.00050	04/10/25 15:59	
Arsenic	mg/L	ND	0.0050	0.0012	04/10/25 15:59	
Barium	mg/L	ND	0.0050	0.0012	04/10/25 15:59	
Beryllium	mg/L	ND	0.00050	0.00015	04/10/25 15:59	
Boron	mg/L	ND	0.040	0.0062	04/10/25 15:59	
Cadmium	mg/L	ND	0.00050	0.00012	04/10/25 15:59	
Calcium	mg/L	ND	1.0	0.10	04/10/25 15:59	
Chromium	mg/L	ND	0.0050	0.0012	04/10/25 15:59	
Cobalt	mg/L	ND	0.0050	0.0012	04/10/25 15:59	
Iron	mg/L	ND	0.040	0.012	04/10/25 15:59	
Lead	mg/L	ND	0.0010	0.00025	04/10/25 15:59	
Magnesium	mg/L	ND	0.050	0.010	04/10/25 15:59	
Manganese	mg/L	ND	0.040	0.0012	04/10/25 15:59	
Molybdenum	mg/L	ND	0.010	0.0025	04/10/25 15:59	
Potassium	mg/L	ND	0.50	0.10	04/10/25 15:59	
Selenium	mg/L	ND	0.0050	0.0012	04/10/25 15:59	
Sodium	mg/L	ND	1.0	0.15	04/10/25 15:59	
Thallium	mg/L	ND	0.0010	0.00015	04/10/25 15:59	

LABORATORY CONTROL SAMPLE: 4767569

Parameter	Units	Spike Conc.	LCS Result	LCS % Rec	% Rec Limits	Qualifiers
Antimony	mg/L	0.1	0.093	93	80-120	
Arsenic	mg/L	0.1	0.090	90	80-120	
Barium	mg/L	0.1	0.093	93	80-120	
Beryllium	mg/L	0.1	0.091	91	80-120	
Boron	mg/L	0.1	0.091	91	80-120	
Cadmium	mg/L	0.1	0.093	93	80-120	
Calcium	mg/L	1	1.0J	100	80-120	
Chromium	mg/L	0.1	0.099	99	80-120	
Cobalt	mg/L	0.1	0.099	99	80-120	
Iron	mg/L	1	0.99	99	80-120	
Lead	mg/L	0.1	0.10	102	80-120	
Magnesium	mg/L	1	0.97	97	80-120	
Manganese	mg/L	0.1	0.098	98	80-120	
Molybdenum	mg/L	0.1	0.10	102	80-120	
Potassium	mg/L	1	1.0	101	80-120	
Selenium	mg/L	0.1	0.086	86	80-120	
Sodium	mg/L	1	0.93J	93	80-120	

Results presented on this page are in the units indicated by the "Units" column except where an alternate unit is presented to the right of the result.

This report shall not be reproduced, except in full,
without the written consent of Pace Analytical Services, LLC.

Pace Analytical Services, LLC
9800 Kincey Ave. Suite 100
Huntersville, NC 28078
(704)875-9092

QUALITY CONTROL DATA

Project: Hammond AP-1
Pace Project No.: 92789136

LABORATORY CONTROL SAMPLE: 4767569

Parameter	Units	Spike Conc.	LCS Result	LCS % Rec	% Rec Limits	Qualifiers
Thallium	mg/L	0.1	0.10	102	80-120	

MATRIX SPIKE & MATRIX SPIKE DUPLICATE: 4767570 4767571

Parameter	Units	92789148002 Result	MS Spike Conc.	MSD Spike Conc.	MS Result	MSD Result	MS % Rec	MSD % Rec	% Rec Limits	RPD	Max RPD	Qual
Antimony	mg/L	ND	0.1	0.1	0.10	0.098	100	98	75-125	2	20	
Arsenic	mg/L	ND	0.1	0.1	0.085	0.084	85	84	75-125	2	20	
Barium	mg/L	146 ug/L	0.1	0.1	0.24	0.23	91	88	75-125	1	20	
Beryllium	mg/L	ND	0.1	0.1	0.097	0.098	97	98	75-125	1	20	
Boron	mg/L	ND	0.1	0.1	0.10	0.10	96	94	75-125	2	20	
Cadmium	mg/L	ND	0.1	0.1	0.10	0.099	100	98	75-125	2	20	
Calcium	mg/L	25600 ug/L	1	1	27.0	25.9	138	35	75-125	4	20	M1
Chromium	mg/L	ND	0.1	0.1	0.10	0.10	100	101	75-125	1	20	
Cobalt	mg/L	ND	0.1	0.1	0.11	0.11	102	104	75-125	2	20	
Iron	mg/L	580 ug/L	1	1	1.5	1.5	90	96	75-125	4	20	
Lead	mg/L	ND	0.1	0.1	0.10	0.10	104	103	75-125	1	20	
Magnesium	mg/L	4670 ug/L	1	1	5.3	5.6	62	91	75-125	5	20	M1
Manganese	mg/L	4800 ug/L	0.1	0.1	4.7	4.8	-117	3	75-125	3	20	M1
Molybdenum	mg/L	ND	0.1	0.1	0.090	0.089	90	89	75-125	1	20	
Potassium	mg/L	633 ug/L	1	1	1.6	1.6	94	96	75-125	1	20	
Selenium	mg/L	ND	0.1	0.1	0.091	0.090	91	90	75-125	1	20	
Sodium	mg/L	5270 ug/L	1	1	6.1	6.3	79	98	75-125	3	20	
Thallium	mg/L	ND	0.1	0.1	0.11	0.11	106	105	75-125	0	20	

Results presented on this page are in the units indicated by the "Units" column except where an alternate unit is presented to the right of the result.

This report shall not be reproduced, except in full,
without the written consent of Pace Analytical Services, LLC.

Pace Analytical Services, LLC
9800 Kincey Ave. Suite 100
Huntersville, NC 28078
(704)875-9092

QUALITY CONTROL DATA

Project: Hammond AP-1
Pace Project No.: 92789136

QC Batch: 928649
QC Batch Method: EPA 7470A
Analysis Method: EPA 7470A
Analysis Description: WCOL 7470 Mercury
Laboratory: Pace Analytical Services - West Columbia
Associated Lab Samples: 92789136001, 92789136002, 92789136003, 92789136004, 92789136005, 92789136006, 92789136007, 92789136008, 92789136009, 92789136010, 92789136011, 92789136012

METHOD BLANK: 4770650
Matrix: Water
Associated Lab Samples: 92789136001, 92789136002, 92789136003, 92789136004, 92789136005, 92789136006, 92789136007, 92789136008, 92789136009, 92789136010, 92789136011, 92789136012

Parameter	Units	Blank Result	Reporting Limit	MDL	Analyzed	Qualifiers
Mercury	mg/L	ND	0.00020	0.000091	04/21/25 20:58	

LABORATORY CONTROL SAMPLE: 4770651

Parameter	Units	Spike Conc.	LCS Result	LCS % Rec	% Rec Limits	Qualifiers
Mercury	mg/L	0.002	0.0020	102	80-120	

MATRIX SPIKE & MATRIX SPIKE DUPLICATE: 4770652 4770653

Parameter	Units	92789136001 Result	MS Spike Conc.	MSD Spike Conc.	MS Result	MSD Result	MS % Rec	MSD % Rec	% Rec Limits	RPD	Max RPD	Qual
Mercury	mg/L	ND	0.002	0.002	0.0020	0.0020	101	99	80-120	1	20	

MATRIX SPIKE & MATRIX SPIKE DUPLICATE: 4770654 4770655

Parameter	Units	92789136008 Result	MS Spike Conc.	MSD Spike Conc.	MS Result	MSD Result	MS % Rec	MSD % Rec	% Rec Limits	RPD	Max RPD	Qual
Mercury	mg/L	ND	0.002	0.002	0.0020	0.0020	101	100	80-120	1	20	

Results presented on this page are in the units indicated by the "Units" column except where an alternate unit is presented to the right of the result.

REPORT OF LABORATORY ANALYSIS

This report shall not be reproduced, except in full,
without the written consent of Pace Analytical Services, LLC.

Pace Analytical Services, LLC
9800 Kincey Ave. Suite 100
Huntersville, NC 28078
(704)875-9092

QUALIFIERS

Project: Hammond AP-1
Pace Project No.: 92789136

DEFINITIONS

DF - Dilution Factor, if reported, represents the factor applied to the reported data due to dilution of the sample aliquot.

ND - Not Detected at or above adjusted reporting limit.

TNTC - Too Numerous To Count

J - Estimated concentration above the adjusted method detection limit and below the adjusted reporting limit.

MDL - Adjusted Method Detection Limit.

PQL - Practical Quantitation Limit.

RL - Reporting Limit - The lowest concentration value that meets project requirements for quantitative data with known precision and bias for a specific analyte in a specific matrix.

S - Surrogate

1,2-Diphenylhydrazine decomposes to and cannot be separated from Azobenzene using Method 8270. The result for each analyte is a combined concentration.

Consistent with EPA guidelines, unrounded data are displayed and have been used to calculate % recovery and RPD values.

LCS(D) - Laboratory Control Sample (Duplicate)

MS(D) - Matrix Spike (Duplicate)

DUP - Sample Duplicate

RPD - Relative Percent Difference

NC - Not Calculable.

SG - Silica Gel - Clean-Up

U - Indicates the compound was analyzed for, but not detected.

Acid preservation may not be appropriate for 2 Chloroethylvinyl ether.

A separate vial preserved to a pH of 4-5 is recommended in SW846 Chapter 4 for the analysis of Acrolein and Acrylonitrile by EPA Method 8260.

N-Nitrosodiphenylamine decomposes and cannot be separated from Diphenylamine using Method 8270. The result reported for each analyte is a combined concentration.

Reported results are not rounded until the final step prior to reporting. Therefore, calculated parameters that are typically reported as "Total" may vary slightly from the sum of the reported component parameters.

Pace Analytical is TNI accredited. Contact your Pace PM for the current list of accredited analytes.

TNI - The NELAC Institute.

ANALYTE QUALIFIERS

J	Analyte detected below the reporting limit, therefore result is an estimate. This qualifier is also used for all TICs.
M1	Matrix spike recovery exceeded QC limits. Batch accepted based on laboratory control sample (LCS) recovery.

This report shall not be reproduced, except in full,
without the written consent of Pace Analytical Services, LLC.

Pace Analytical Services, LLC
9800 Kincey Ave. Suite 100
Huntersville, NC 28078
(704)875-9092

QUALITY CONTROL DATA CROSS REFERENCE TABLE

Project: Hammond AP-1
Pace Project No.: 92789136

Lab ID	Sample ID	QC Batch Method	QC Batch	Analytical Method	Analytical Batch
92789136001	**HAM-PT-07**	3015	2487004	EPA 6020B	2487004
92789136002	**HAM-PT-08**	3015	2487004	EPA 6020B	2487004
92789136003	**HAM-PT-09**	3015	2487004	EPA 6020B	2487004
92789136004	**HAM-PT-10**	3015	2487004	EPA 6020B	2487004
92789136005	**HAM-PT-11**	3015	2487004	EPA 6020B	2487004
92789136006	**HAM-PT-12**	3015	2487004	EPA 6020B	2487004
92789136007	**HAM-PT-13**	3015	2487004	EPA 6020B	2487004
92789136008	**HAM-PT-14**	3015	2487004	EPA 6020B	2487004
92789136009	**HAM-PT-15**	3015	2487004	EPA 6020B	2487004
92789136010	**HAM-AP1-EB-01**	3015	2487004	EPA 6020B	2487004
92789136011	**HAM-AP1-FB-01**	3015	2487004	EPA 6020B	2487004
92789136012	**HAM-AP1-FD-01**	3015	2487004	EPA 6020B	2487004
92789136001	**HAM-PT-07**	SM 2320B-2011	927855		
92789136002	**HAM-PT-08**	SM 2320B-2011	927854		
92789136003	**HAM-PT-09**	SM 2320B-2011	927855		
92789136004	**HAM-PT-10**	SM 2320B-2011	927855		
92789136005	**HAM-PT-11**	SM 2320B-2011	927855		
92789136006	**HAM-PT-12**	SM 2320B-2011	927855		
92789136007	**HAM-PT-13**	SM 2320B-2011	927854		
92789136008	**HAM-PT-14**	SM 2320B-2011	927854		
92789136009	**HAM-PT-15**	SM 2320B-2011	927854		
92789136010	**HAM-AP1-EB-01**	SM 2320B-2011	927854		
92789136011	**HAM-AP1-FB-01**	SM 2320B-2011	927854		
92789136012	**HAM-AP1-FD-01**	SM 2320B-2011	927854		
92789136001	**HAM-PT-07**	SM 2540C-2015	928218		
92789136002	**HAM-PT-08**	SM 2540C-2015	927864		
92789136003	**HAM-PT-09**	SM 2540C-2015	928218		
92789136004	**HAM-PT-10**	SM 2540C-2015	928218		
92789136005	**HAM-PT-11**	SM 2540C-2015	928218		
92789136006	**HAM-PT-12**	SM 2540C-2015	928368		
92789136007	**HAM-PT-13**	SM 2540C-2015	927864		
92789136008	**HAM-PT-14**	SM 2540C-2015	927864		
92789136009	**HAM-PT-15**	SM 2540C-2015	927864		
92789136010	**HAM-AP1-EB-01**	SM 2540C-2015	927864		
92789136011	**HAM-AP1-FB-01**	SM 2540C-2015	927864		
92789136012	**HAM-AP1-FD-01**	SM 2540C-2015	927864		
92789136001	**HAM-PT-07**	SM 4500-S2D-2011	928049		
92789136002	**HAM-PT-08**	SM 4500-S2D-2011	928049		
92789136003	**HAM-PT-09**	SM 4500-S2D-2011	928049		
92789136004	**HAM-PT-10**	SM 4500-S2D-2011	928049		
92789136005	**HAM-PT-11**	SM 4500-S2D-2011	928049		
92789136006	**HAM-PT-12**	SM 4500-S2D-2011	928049		
92789136007	**HAM-PT-13**	SM 4500-S2D-2011	928049		
92789136008	**HAM-PT-14**	SM 4500-S2D-2011	928049		

This report shall not be reproduced, except in full,
without the written consent of Pace Analytical Services, LLC.

Pace Analytical Services, LLC
9800 Kincey Ave. Suite 100
Huntersville, NC 28078
(704)875-9092

QUALITY CONTROL DATA CROSS REFERENCE TABLE

Project: Hammond AP-1
Pace Project No.: 92789136

Lab ID	Sample ID	QC Batch Method	QC Batch	Analytical Method	Analytical Batch
92789136009	**HAM-PT-15**	SM 4500-S2D-2011	928049		
92789136010	**HAM-AP1-EB-01**	SM 4500-S2D-2011	928049		
92789136011	**HAM-AP1-FB-01**	SM 4500-S2D-2011	928049		
92789136012	**HAM-AP1-FD-01**	SM 4500-S2D-2011	928049		
92789136001	**HAM-PT-07**	EPA 300.0 Rev 2.1 1993	927500		
92789136002	**HAM-PT-08**	EPA 300.0 Rev 2.1 1993	927500		
92789136003	**HAM-PT-09**	EPA 300.0 Rev 2.1 1993	927500		
92789136004	**HAM-PT-10**	EPA 300.0 Rev 2.1 1993	927500		
92789136005	**HAM-PT-11**	EPA 300.0 Rev 2.1 1993	927500		
92789136006	**HAM-PT-12**	EPA 300.0 Rev 2.1 1993	927500		
92789136007	**HAM-PT-13**	EPA 300.0 Rev 2.1 1993	927500		
92789136008	**HAM-PT-14**	EPA 300.0 Rev 2.1 1993	927500		
92789136009	**HAM-PT-15**	EPA 300.0 Rev 2.1 1993	927500		
92789136010	**HAM-AP1-EB-01**	EPA 300.0 Rev 2.1 1993	927500		
92789136011	**HAM-AP1-FB-01**	EPA 300.0 Rev 2.1 1993	927500		
92789136012	**HAM-AP1-FD-01**	EPA 300.0 Rev 2.1 1993	927500		
92789136001	**HAM-PT-07**	EPA 3005A	928129	EPA 6020B	929339
92789136002	**HAM-PT-08**	EPA 3005A	928129	EPA 6020B	929339
92789136003	**HAM-PT-09**	EPA 3005A	928129	EPA 6020B	929339
92789136004	**HAM-PT-10**	EPA 3005A	928129	EPA 6020B	929339
92789136005	**HAM-PT-11**	EPA 3005A	928129	EPA 6020B	929339
92789136006	**HAM-PT-12**	EPA 3005A	928129	EPA 6020B	929339
92789136007	**HAM-PT-13**	EPA 3005A	928130	EPA 6020B	928804
92789136008	**HAM-PT-14**	EPA 3005A	928130	EPA 6020B	928804
92789136009	**HAM-PT-15**	EPA 3005A	928130	EPA 6020B	928804
92789136010	**HAM-AP1-EB-01**	EPA 3005A	928130	EPA 6020B	928804
92789136011	**HAM-AP1-FB-01**	EPA 3005A	928130	EPA 6020B	928804
92789136012	**HAM-AP1-FD-01**	EPA 3005A	928130	EPA 6020B	928804
92789136001	**HAM-PT-07**	EPA 7470A	928649	EPA 7470A	930709
92789136002	**HAM-PT-08**	EPA 7470A	928649	EPA 7470A	930709
92789136003	**HAM-PT-09**	EPA 7470A	928649	EPA 7470A	930709
92789136004	**HAM-PT-10**	EPA 7470A	928649	EPA 7470A	930709
92789136005	**HAM-PT-11**	EPA 7470A	928649	EPA 7470A	930709
92789136006	**HAM-PT-12**	EPA 7470A	928649	EPA 7470A	930709
92789136007	**HAM-PT-13**	EPA 7470A	928649	EPA 7470A	930709
92789136008	**HAM-PT-14**	EPA 7470A	928649	EPA 7470A	930709
92789136009	**HAM-PT-15**	EPA 7470A	928649	EPA 7470A	930709
92789136010	**HAM-AP1-EB-01**	EPA 7470A	928649	EPA 7470A	930709
92789136011	**HAM-AP1-FB-01**	EPA 7470A	928649	EPA 7470A	930709
92789136012	**HAM-AP1-FD-01**	EPA 7470A	928649	EPA 7470A	930709

This report shall not be reproduced, except in full,
without the written consent of Pace Analytical Services, LLC.

Pace	DC#_Title: ENV-FRM-HUN1-0083 v05_Sample Condition Upon Receipt
	Effective Date: 05/24/2024

Laboratory receiving samples:

Asheville ☐ Eden ☐ Greenwood ☐ Huntersville ☐ Raleigh ☐ Mechanicsville ☐ Atlanta ☑ Kernersville ☐

Sample Condition Upon Receipt

WO# : 92789136

92789136

Client Name: GA Power

Project #:

Courier: ☐ Commercial ☐ Fed Ex ☐ UPS ☐ USPS ☐ Client ☐ Pace ☐ Other:____

Custody Seal Present? ☐ Yes ☑ No Seals Intact? ☐ Yes ☐ No ☑ N/A

Date/Initials Person Examining Contents: 4/4/25 cdy

Packing Material: ☐ Bubble Wrap ☐ Bubble Bags ☑ None ☐ Other

Biological Tissue Frozen? ☐ Yes ☐ No ☑ N/A

Thermometer: ☑ IR Gun ID: 214

Type of Ice: ☑ Wet ☐ Blue ☐ None

Cooler Temp: 2.5 Correction Factor: Add/Subtract (°C) 0.0

Temp should be above freezing to 6°C

☐ Samples out of temp criteria. Samples on ice, cooling process has begun

Cooler Temp Corrected (°C): 2.5

USDA Regulated Soil (☐ N/A, water sample)

Did samples originate in a quarantine zone within the United States: CA, NY, or SC (check maps)? ☐ Yes ☐ No

Did samples originate from a foreign source (internationally, including Hawaii and Puerto Rico)? ☐ Yes ☐ No

				Comments/Discrepancy:
Chain of Custody Present?	☑ Yes	☐ No	☐ N/A	1.
Samples Arrived within Hold Time?	☑ Yes	☐ No	☐ N/A	2.
Short Hold Time Analysis (<72 hr.)?	☐ Yes	☑ No	☐ N/A	3.
Rush Turn Around Time Requested?	☐ Yes	☑ No	☐ N/A	4.
Sufficient Volume?	☑ Yes	☐ No	☐ N/A	5.
Correct Containers Used?	☑ Yes	☐ No	☐ N/A	6.
-Pace Containers Used?	☑ Yes	☐ No	☐ N/A	
Containers Intact?	☑ Yes	☐ No	☐ N/A	7.
Dissolved analysis: Samples Field Filtered?	☐ Yes	☐ No	☑ N/A	8.
Sample Labels Match COC?	☑ Yes	☐ No	☐ N/A	9.
-Includes Date/Time/ID/Analysis Matrix: W				
Headspace in VOA Vials (>5-6mm)?	☐ Yes	☐ No	☑ N/A	10.
Trip Blank Present?	☐ Yes	☐ No	☑ N/A	11.
Trip Blank Custody Seals Present?	☐ Yes	☐ No	☑ N/A	

COMMENTS/SAMPLE DISCREPANCY

Field Data Required? ☐ Yes ☐ No

Lot ID of split containers:

CLIENT NOTIFICATION/RESOLUTION

Person contacted: _____ Date/Time: _____

Project Manager SCURF Review: _____ Date: _____

Project Manager SRF Review: _____ Date: _____

DC#_Title: ENV-FRM-HUN1-0083 v05_Sample Condition Upon Receipt

Effective Date: 05/24/2024

WO#: 92789136

PM: BV **Due Date: 04/21/25**

CLIENT: 92- GP-HAM

*Check mark top half of box if pH and/or dechlorination is verified and within the acceptance range for preservation samples.

Exceptions: VOA, Coliform, TOC, Oil and Grease, DRO/8015 (water) DOC, LLHg

**Bottom half of box is to list number of bottles

***Check all unpreserved Nitrates for chlorine

Project #

Laboratory Receiving Location: Asheville ☐ Eden ☐ Greenwood ☐ Huntersville ☐ Raleigh ☐ Mechanicsville ☐ Atlanta ☐

Client _____ Profile/EZ (Circle one) _____ Notes _____

Item#	BP4U-125 mL Plastic Unpreserved (N/A) (Cl-)	BP3U-250 mL Plastic Unpreserved (N/A)	BP2U-500 mL Plastic Unpreserved (N/A)	BP1U-1 liter Plastic Unpreserved (N/A)		BP4S-125 mL Plastic H2SO4 (pH < 2) (Cl-)	BP3N-250 mL plastic HNO3 (pH < 2)	BP4Z-125 mL Plastic ZN Acetate & NaOH (>9)	BP4B-125 mL Plastic NaOH (pH > 12) (Cl-)	WGFU-Wide-mouthed Glass jar Unpreserved	AG1U-1 liter Amber Unpreserved (N/A) (Cl-)	AG1H-1 liter Amber HCl (pH < 2)	AG3U-250 mL Amber Unpreserved (N/A) (Cl-)	AG1S-1 liter Amber H2SO4 (pH < 2)	AG3S-250 mL Amber H2SO4 (pH < 2)	DG94-40 mL Amber NH4Cl (N/A)(Cl-)	DG9H-40 mL VOA HCl (N/A)	VG9T-40 mL VOA Na2S2O3 (N/A)	VG9U-40 mL VOA Unpreserved (N/A)	DG9V-40 mL VOA H3PO4 (N/A)	KP7U-50 mL Plastic Unpreserved (N/A)	V/GK (3 vials per kit)-VPH/Gas kit (N/A)	SP5T-125 mL Sterile Plastic (N/A – lab)	SP2T-250 mL Sterile Plastic (N/A – lab)		BP3R-250 mL Plastic (NH2)2SO4 (9.3-9.7)	AG0U-100 mL Amber Unpreserved (N/A) (Cl-)	VSGU-20 mL Scintillation vials (N/A)	DG9U-40 mL Amber Unpreserved vials (N/A)
CC																													
1		2	1				2	✓																					
2		2	1				2	✓																					
3		2	1				2	✓																					
4		2	1				2	✓																					
5		2	1				2	✓																					
6		2	1				2	✓																					
7		2	1				2	✓																					
8		2	1				2	✓																					
9		2	1				2	✓																					
10		2	1				2	✓																					
11		2	1				2	✓																					
12		2	1				2	✓																					

pH Adjustment Log for Preserved Samples

Sample ID	Type of Preservative	pH upon receipt	Date preservation adjusted	Time preservation adjusted	Amount of Preservative added	Lot #

Note: Whenever there is a discrepancy affecting North Carolina compliance samples, a copy of this form will be sent to the North Carolina DENR Certification Office (i.e. Out of hold, incorrect preservative, out of temp, incorrect containers. .

Qualtrax ID: 60614

Pace Analytical

CHAIN-OF-CUSTODY / Analytical Request Document

The Chain-of-Custody is a LEGAL DOCUMENT. All relevant fields must be completed accurately.

Page: 1 of 1

Section A Required Client Information:

Company:	GA Power
Address:	Atlanta, GA
Email To:	SCS Contacts
Phone:	Fax:
Requested Due Date/TAT:	10 Day

Section B Required Project Information:

Report To:	SCS Contacts
Copy To:	Geosyntec Contacts
Purchase Order No:	GPC82474-0001
Project Name:	Hammond AP-1
Project Number:	

Section C Invoice Information:

Attention:	Southern Co
Company Name:	
Address:	
Pace Quote Reference:	
Pace Project Manager:	Bonnie Vang
Pace Profile #:	16483

REGULATORY AGENCY

☐ NPDES ☐ GROUND WATER ☐ DRINKING WATER
☐ UST ☐ RCRA ☑ OTHER CCR

Site Location STATE: GA

Section D Required Client Information

Valid Matrix Codes

MATRIX	CODE
DRINKING WATER	DW
WATER	WT
WASTE WATER	WW
PRODUCT	P
SOIL/SOLID	SL
OIL	OL
WIPE	WP
AIR	AR
OTHER	OT
TISSUE	TS

Requested Analysis Filtered (Y/N)

ITEM #	SAMPLE ID (A-Z, 0-9 / ,-) Sample IDs MUST BE UNIQUE	MATRIX CODE (see valid codes to left)	SAMPLE TYPE (G=GRAB C=COMP)	COLLECTED DATE	COLLECTED TIME	COMPOSITE DATE	COMPOSITE TIME	SAMPLE TEMP AT COLLECTION	# OF CONTAINERS	Unpreserved	H_2SO_4	HNO_3	HCl	NaOH	$Na_2S_2O_3$	Methanol	Other	Analysis Test Y/N	Chloride, Fluoride, Sulfate	Full App. III and IV metals	Major Ions (Profile 10839-2)	TDS	Residual Chlorine (Y/N)	92789136 Pace Project No./ Lab I.D.
										Preservatives									N	N	N	N		
1	HAM-PT-07	WG	G	4/3/2025	0920			19	6	3		2					1		X	X	X	X	N	001
2	HAM-PT-08	WG	G	4/2/2025	1652			20	6	3		2					1		X	X	X	X	N	002
3	HAM-PT-09	WG	G	4/3/2025	1357			20	6	3		2					1		X	X	X	X	N	003
4	HAM-PT-10	WG	G	4/3/2025	1239			20	6	3		2					1		X	X	X	X	N	004
5	HAM-PT-11	WG	G	4/3/2025	1230			20	6	3		2					1		X	X	X	X	N	005
6	HAM-PT-12	WG	G	4/3/2025	1423			20	6	3		2					1		X	X	X	X	N	006
7	HAM-PT-13	WG	G	4/2/2025	1718			20	6	3		2					1		X	X	X	X	N	007
8	HAM-PT-14	WG	G	4/2/2025	1349			21	6	3		2					1		X	X	X	X	N	008
9	HAM-PT-15	WG	G	4/2/2025	1304			20	6	3		2					1		X	X	X	X	N	009
10	HAM-AP1-EB-01	WG	G	4/2/2025	1800			20	6	3		2					1		X	X	X	X	N	010
11	HAM-AP1-FB-01	WG	G	4/2/2025	1750			20	6	3		2					1		X	X	X	X	N	011
12	HAM-AP1-FD-01	WG	G	4/2/2025	0000			20	6	3		2					1		X	X	X	X	N	012

ADDITIONAL COMMENTS	RELINQUISHED BY / AFFILIATION	DATE	TIME	ACCEPTED BY / AFFILIATION	DATE	TIME	SAMPLE CONDITIONS
Task Code: HAM-CCR-CA-20250402	Zain Webb / Geosyntec	4/4/25	1053	Ryan W. Williams / Pace	4/4/25	1053	
	Ryan W. Williams / Pace	4/4/25	1425	[illegible]	4/4/25	1425	

SAMPLER NAME AND SIGNATURE

PRINT Name of SAMPLER: Zain Webb, Yongli Wang / Geosyntec Consultants, Inc.

SIGNATURE of SAMPLER: [signature] DATE Signed (MM/DD/YY): 04/04/25

Temp in °C | Received on Ice (Y/N) | Custody Sealed Cooler (Y/N) | Samples Intact (Y/N)

*Important Note: By signing this form you are accepting Pace's NET 30 day payment terms and agreeing to late charges of 1.5% per month for any invoices not paid within 30 days.

F-ALL-Q-020rev.07, 15-Feb-2007

Field Sampling Forms

Low-Flow Test Report:

Test Date / Time: 8/1/2024 12:13:26 PM
Project: GP-Plant Hammond
Operator Name: Jacob Tracy

Location Name: PT-07 **Well Diameter: 2 in** **Casing Type: PVC** **Screen Length: 10 ft** **Top of Screen: 37.4 ft** **Total Depth: 47.4 ft** **Initial Depth to Water: 25.7 ft**	**Pump Type: Peri** **Tubing Type: Poly** **Pump Intake From TOC: 42.4 ft** **Estimated Total Volume Pumped: 19.3 liter** **Flow Cell Volume: 90 ml** **Final Flow Rate: 200 ml/min** **Final Draw Down: 0.06 ft**	**Instrument Used: Aqua TROLL 400** **Serial Number: 850724**

Test Notes:
Appendix III and IV and Major Ions.

Weather Conditions:
Sunny, 90F

Low-Flow Readings:

Date Time	Elapsed Time	pH	Temperature	Specific Conductivity	RDO Concentration	Turbidity	ORP	Depth to Water	Flow
		+/- 0.1	+/- 0.5	+/- 5 %	+/- 0.2	+/- 5	+/- 10	+/- 5	
8/1/2024 12:13 PM	00:00	6.72 pH	19.56 °C	752.95 µS/cm	5.08 mg/L	29.30 NTU	-36.2 mV	25.74 ft	200.00 ml/min
8/1/2024 12:18 PM	05:00	6.72 pH	19.23 °C	754.48 µS/cm	4.38 mg/L	21.30 NTU	-35.1 mV	25.80 ft	200.00 ml/min
8/1/2024 12:23 PM	10:00	6.72 pH	19.33 °C	751.69 µS/cm	4.04 mg/L	--	-36.7 mV	25.80 ft	200.00 ml/min
8/1/2024 12:28 PM	15:00	6.72 pH	19.30 °C	749.59 µS/cm	3.78 mg/L	--	-35.6 mV	25.80 ft	200.00 ml/min
8/1/2024 12:31 PM	18:23	6.72 pH	19.19 °C	749.33 µS/cm	3.57 mg/L	8.79 NTU	-27.6 mV	25.80 ft	200.00 ml/min
8/1/2024 12:36 PM	23:23	6.72 pH	19.21 °C	744.37 µS/cm	3.29 mg/L	8.47 NTU	-36.5 mV	25.76 ft	200.00 ml/min
8/1/2024 12:41 PM	28:23	6.72 pH	19.07 °C	742.57 µS/cm	3.03 mg/L	9.30 NTU	-37.4 mV	25.76 ft	200.00 ml/min
8/1/2024 12:46 PM	33:23	6.72 pH	19.14 °C	768.07 µS/cm	1.26 mg/L	8.00 NTU	-38.2 mV	25.76 ft	200.00 ml/min
8/1/2024 12:51 PM	38:23	6.71 pH	19.31 °C	765.58 µS/cm	0.18 mg/L	7.60 NTU	-39.1 mV	25.76 ft	200.00 ml/min
8/1/2024 12:55 PM	41:34	6.71 pH	19.27 °C	760.52 µS/cm	0.17 mg/L	--	-38.8 mV	--	200.00 ml/min
8/1/2024 1:00 PM	46:34	6.71 pH	19.11 °C	762.94 µS/cm	0.16 mg/L	--	-40.6 mV	--	200.00 ml/min
8/1/2024 1:05 PM	51:48	6.72 pH	19.09 °C	765.90 µS/cm	0.15 mg/L	6.95 NTU	-32.2 mV	25.80 ft	200.00 ml/min
8/1/2024 1:10 PM	56:48	6.71 pH	19.29 °C	764.05 µS/cm	0.14 mg/L	5.58 NTU	-54.7 mV	25.76 ft	200.00 ml/min

8/1/2024 1:15 PM	01:01:48	6.71 pH	19.25 °C	763.14 µS/cm	0.13 mg/L	5.60 NTU	-54.8 mV	25.76 ft	200.00 ml/min
8/1/2024 1:20 PM	01:06:48	6.71 pH	19.26 °C	781.19 µS/cm	0.67 mg/L	6.10 NTU	-55.4 mV	25.76 ft	200.00 ml/min
8/1/2024 1:25 PM	01:11:48	6.70 pH	19.01 °C	782.39 µS/cm	0.35 mg/L	5.45 NTU	-55.0 mV	25.76 ft	200.00 ml/min
8/1/2024 1:30 PM	01:16:48	6.71 pH	18.77 °C	781.95 µS/cm	0.25 mg/L	6.10 NTU	-55.3 mV	25.76 ft	200.00 ml/min
8/1/2024 1:35 PM	01:21:48	6.71 pH	18.52 °C	779.42 µS/cm	0.19 mg/L	5.49 NTU	-55.8 mV	25.76 ft	200.00 ml/min
8/1/2024 1:40 PM	01:26:48	6.72 pH	18.29 °C	779.41 µS/cm	0.16 mg/L	5.51 NTU	-56.1 mV	25.76 ft	200.00 ml/min
8/1/2024 1:45 PM	01:31:48	6.72 pH	18.01 °C	777.88 µS/cm	0.14 mg/L	4.94 NTU	-56.7 mV	25.76 ft	200.00 ml/min

Samples

Sample ID:	Description:
HAM-PT-07	Grab.

Low-Flow Test Report:

Test Date / Time: 8/1/2024 2:01:16 PM
Project: GP-Plant Hammond
Operator Name: Thomas Kessler

Location Name: PT-08 **Well Diameter: 2 in** **Casing Type: PVC** **Screen Length: 10 ft** **Top of Screen: 32.2 ft** **Total Depth: 42.2 ft** **Initial Depth to Water: 25.6 ft**	**Pump Type: Bladder** **Tubing Type: Poly** **Pump Intake From TOC: 37.2 ft** **Estimated Total Volume Pumped: 6 liter** **Flow Cell Volume: 90 ml** **Final Flow Rate: 100 ml/min** **Final Draw Down: 0.01 ft**	**Instrument Used: Aqua TROLL 400** **Serial Number: 968202**

Test Notes:
Appendix III and IV and Major Ions.

Weather Conditions:
Cloudy, 90 degrees.

Low-Flow Readings:

Date Time	Elapsed Time	pH	Temperature	Specific Conductivity	RDO Concentration	Turbidity	ORP	Depth to Water	Flow
		+/- 0.1	+/- 0.5	+/- 5 %	+/- 0.2	+/- 5	+/- 10	+/- 0.3	
8/1/2024 2:01 PM	00:00	6.44 pH	23.87 °C	603.64 µS/cm	0.74 mg/L	60.00 NTU	-35.9 mV	25.60 ft	100.00 ml/min
8/1/2024 2:06 PM	05:00	6.44 pH	23.47 °C	610.86 µS/cm	0.57 mg/L	45.90 NTU	-38.8 mV	25.61 ft	100.00 ml/min
8/1/2024 2:11 PM	10:00	6.45 pH	23.43 °C	610.99 µS/cm	0.46 mg/L	35.30 NTU	-36.7 mV	25.61 ft	100.00 ml/min
8/1/2024 2:16 PM	15:00	6.47 pH	23.33 °C	611.56 µS/cm	0.39 mg/L	18.00 NTU	-39.0 mV	25.61 ft	100.00 ml/min
8/1/2024 2:21 PM	20:00	6.47 pH	23.21 °C	615.51 µS/cm	0.36 mg/L	12.40 NTU	-37.6 mV	25.61 ft	100.00 ml/min
8/1/2024 2:26 PM	25:00	6.48 pH	23.73 °C	610.46 µS/cm	0.37 mg/L	11.50 NTU	-40.3 mV	25.61 ft	100.00 ml/min
8/1/2024 2:31 PM	30:00	6.48 pH	23.05 °C	613.75 µS/cm	0.32 mg/L	9.31 NTU	-36.8 mV	25.61 ft	100.00 ml/min
8/1/2024 2:36 PM	35:00	6.49 pH	23.03 °C	614.07 µS/cm	0.28 mg/L	8.29 NTU	-38.4 mV	25.61 ft	100.00 ml/min
8/1/2024 2:41 PM	40:00	6.49 pH	23.06 °C	613.22 µS/cm	0.25 mg/L	6.85 NTU	-36.2 mV	25.61 ft	100.00 ml/min
8/1/2024 2:46 PM	45:00	6.48 pH	23.06 °C	611.29 µS/cm	0.24 mg/L	5.71 NTU	-37.0 mV	25.61 ft	100.00 ml/min
8/1/2024 2:51 PM	50:00	6.48 pH	23.17 °C	609.92 µS/cm	0.22 mg/L	4.96 NTU	-35.4 mV	25.61 ft	100.00 ml/min

Samples

Sample ID:	Description:
HAM-PT-08	Grab.

Low-Flow Test Report:

Test Date / Time: 7/31/2024 11:03:43 AM
Project: GP-Plant Hammond
Operator Name: Jacob Tracy

Location Name: PT-09 **Well Diameter: 2 in** **Casing Type: PVC** **Screen Length: 10 ft** **Top of Screen: 17.45 ft** **Total Depth: 27.45 ft** **Initial Depth to Water: 16.04 ft**	**Pump Type: Peri** **Tubing Type: Poly** **Pump Intake From TOC: 22.45 ft** **Estimated Total Volume Pumped: 30 liter** **Flow Cell Volume: 90 ml** **Final Flow Rate: 200 ml/min** **Final Draw Down: 0.03 ft**	**Instrument Used: Aqua TROLL 400** **Serial Number: 850724**

Test Notes:
Appendix III and IV and Major Ions.

Weather Conditions:
Sunny, 90F

Low-Flow Readings:

Date Time	Elapsed Time	pH	Temperature	Specific Conductivity	RDO Concentration	Turbidity	ORP	Depth to Water	Flow
		+/- 0.1	+/- 0.5	+/- 5 %	+/- 0.2	+/- 5	+/- 10	+/- 5	
7/31/2024 11:03 AM	00:00	6.82 pH	19.06 °C	734.89 µS/cm	0.74 mg/L	--	60.9 mV	16.05 ft	200.00 ml/min
7/31/2024 11:04 AM	00:28	6.82 pH	18.65 °C	740.20 µS/cm	0.73 mg/L	165.00 NTU	66.9 mV	16.05 ft	200.00 ml/min
7/31/2024 11:08 AM	04:25	6.84 pH	19.07 °C	726.49 µS/cm	0.54 mg/L	--	63.4 mV	16.05 ft	200.00 ml/min
7/31/2024 11:11 AM	07:29	6.86 pH	19.08 °C	707.43 µS/cm	2.61 mg/L	160.00 NTU	60.0 mV	16.05 ft	200.00 ml/min
7/31/2024 11:16 AM	12:29	6.88 pH	18.89 °C	722.61 µS/cm	0.86 mg/L	180.00 NTU	63.7 mV	16.01 ft	200.00 ml/min
7/31/2024 11:21 AM	17:29	6.89 pH	18.92 °C	722.32 µS/cm	0.66 mg/L	160.00 NTU	65.6 mV	16.01 ft	200.00 ml/min
7/31/2024 11:26 AM	22:29	6.90 pH	18.92 °C	716.02 µS/cm	2.01 mg/L	134.00 NTU	68.6 mV	16.01 ft	200.00 ml/min
7/31/2024 11:31 AM	27:29	6.89 pH	18.88 °C	710.39 µS/cm	1.92 mg/L	118.00 NTU	86.5 mV	16.01 ft	200.00 ml/min
7/31/2024 11:36 AM	32:29	6.90 pH	18.87 °C	718.11 µS/cm	3.03 mg/L	110.00 NTU	90.9 mV	16.01 ft	200.00 ml/min
7/31/2024 11:41 AM	37:29	6.90 pH	18.83 °C	712.97 µS/cm	2.73 mg/L	89.00 NTU	94.6 mV	16.01 ft	200.00 ml/min
7/31/2024 11:48 AM	44:54	6.91 pH	19.23 °C	701.77 µS/cm	2.23 mg/L	75.20 NTU	46.7 mV	16.01 ft	200.00 ml/min
7/31/2024 11:53 AM	49:54	6.91 pH	19.27 °C	700.61 µS/cm	1.92 mg/L	68.00 NTU	76.7 mV	16.01 ft	200.00 ml/min
7/31/2024 11:58 AM	54:54	6.91 pH	19.10 °C	708.67 µS/cm	1.79 mg/L	49.50 NTU	98.2 mV	16.01 ft	200.00 ml/min

7/31/2024 12:03 PM	59:54	6.91 pH	19.26 °C	711.41 µS/cm	1.61 mg/L	46.50 NTU	100.9 mV	16.01 ft	200.00 ml/min
7/31/2024 12:08 PM	01:04:54	6.91 pH	19.26 °C	706.11 µS/cm	1.44 mg/L	39.40 NTU	102.8 mV	16.01 ft	200.00 ml/min
7/31/2024 12:13 PM	01:09:54	6.90 pH	19.23 °C	704.29 µS/cm	1.31 mg/L	34.30 NTU	104.1 mV	16.01 ft	200.00 ml/min
7/31/2024 12:18 PM	01:14:54	6.90 pH	19.29 °C	694.68 µS/cm	1.12 mg/L	25.30 NTU	105.9 mV	16.01 ft	200.00 ml/min
7/31/2024 12:23 PM	01:19:54	6.89 pH	19.33 °C	701.33 µS/cm	0.31 mg/L	23.60 NTU	87.1 mV	16.01 ft	200.00 ml/min
7/31/2024 12:28 PM	01:24:54	6.89 pH	19.44 °C	701.86 µS/cm	0.25 mg/L	20.60 NTU	87.5 mV	16.01 ft	200.00 ml/min
7/31/2024 12:33 PM	01:29:54	6.89 pH	19.62 °C	699.17 µS/cm	0.23 mg/L	16.60 NTU	88.7 mV	16.01 ft	200.00 ml/min
7/31/2024 12:38 PM	01:34:54	6.89 pH	19.32 °C	699.66 µS/cm	0.22 mg/L	13.40 NTU	112.5 mV	16.01 ft	200.00 ml/min
7/31/2024 12:43 PM	01:39:54	6.89 pH	19.03 °C	712.89 µS/cm	1.97 mg/L	11.00 NTU	114.6 mV	16.01 ft	200.00 ml/min
7/31/2024 12:48 PM	01:44:54	6.90 pH	19.23 °C	704.69 µS/cm	2.33 mg/L	7.76 NTU	92.0 mV	16.01 ft	200.00 ml/min
7/31/2024 12:53 PM	01:49:54	6.89 pH	19.35 °C	692.34 µS/cm	3.03 mg/L	6.06 NTU	92.8 mV	16.01 ft	200.00 ml/min
7/31/2024 12:58 PM	01:54:54	6.89 pH	19.23 °C	697.30 µS/cm	3.04 mg/L	6.26 NTU	92.1 mV	16.01 ft	200.00 ml/min
7/31/2024 1:03 PM	01:59:54	6.89 pH	19.68 °C	691.30 µS/cm	2.72 mg/L	5.14 NTU	93.8 mV	16.01 ft	200.00 ml/min
7/31/2024 1:08 PM	02:04:54	6.89 pH	19.48 °C	691.94 µS/cm	2.35 mg/L	4.23 NTU	92.3 mV	16.01 ft	200.00 ml/min
7/31/2024 1:13 PM	02:09:54	6.88 pH	19.47 °C	702.40 µS/cm	1.20 mg/L	4.18 NTU	115.8 mV	16.01 ft	200.00 ml/min
7/31/2024 1:18 PM	02:14:54	6.90 pH	19.68 °C	699.31 µS/cm	0.94 mg/L	4.03 NTU	92.5 mV	16.01 ft	200.00 ml/min
7/31/2024 1:23 PM	02:19:54	6.89 pH	19.37 °C	700.56 µS/cm	0.69 mg/L	3.34 NTU	114.2 mV	16.01 ft	200.00 ml/min
7/31/2024 1:28 PM	02:24:54	6.90 pH	19.29 °C	699.88 µS/cm	0.61 mg/L	3.17 NTU	114.0 mV	16.01 ft	200.00 ml/min
7/31/2024 1:33 PM	02:29:54	6.90 pH	19.50 °C	699.07 µS/cm	0.54 mg/L	3.03 NTU	113.7 mV	16.01 ft	200.00 ml/min

Samples

Sample ID:	Description:
HAM-PT-09	Grab.

Low-Flow Test Report:

Test Date / Time: 8/1/2024 9:22:19 AM
Project: GP-Plant Hammond
Operator Name: Jacob Tracy

Location Name: PT-10 **Well Diameter: 2 in** **Casing Type: PVC** **Screen Length: 10 ft** **Top of Screen: 17.4 ft** **Total Depth: 27.4 ft** **Initial Depth to Water: 16.45 ft**	**Pump Type: Peri** **Tubing Type: Poly** **Pump Intake From TOC: 22.4 ft** **Estimated Total Volume Pumped: 9.5 liter** **Flow Cell Volume: 90 ml** **Final Flow Rate: 200 ml/min** **Final Draw Down: 0.05 ft**	**Instrument Used: Aqua TROLL 400** **Serial Number: 850724**

Test Notes:
Appendix III and IV and Major Ions.

Weather Conditions:
Clear, 90F.

Low-Flow Readings:

Date Time	Elapsed Time	pH	Temperature	Specific Conductivity	RDO Concentration	Turbidity	ORP	Depth to Water	Flow
		+/- 0.1	+/- 0.5	+/- 5 %	+/- 0.2	+/- 5	+/- 10	+/- 5	
8/1/2024 9:22 AM	00:00	6.40 pH	17.74 °C	601.81 µS/cm	1.39 mg/L	2.15 NTU	98.7 mV	16.45 ft	200.00 ml/min
8/1/2024 9:27 AM	05:00	6.53 pH	17.02 °C	614.22 µS/cm	1.74 mg/L	4.25 NTU	117.1 mV	16.45 ft	200.00 ml/min
8/1/2024 9:32 AM	10:00	6.65 pH	17.15 °C	632.15 µS/cm	0.73 mg/L	2.75 NTU	91.7 mV	16.45 ft	200.00 ml/min
8/1/2024 9:37 AM	15:00	6.69 pH	17.00 °C	649.87 µS/cm	3.39 mg/L	2.30 NTU	114.3 mV	16.45 ft	200.00 ml/min
8/1/2024 9:42 AM	20:00	6.73 pH	16.90 °C	648.63 µS/cm	3.96 mg/L	1.25 NTU	96.6 mV	16.46 ft	200.00 ml/min
8/1/2024 9:47 AM	25:00	6.77 pH	16.96 °C	667.15 µS/cm	1.22 mg/L	1.60 NTU	122.6 mV	16.47 ft	200.00 ml/min
8/1/2024 9:52 AM	30:00	6.81 pH	17.30 °C	665.88 µS/cm	1.30 mg/L	1.41 NTU	98.5 mV	16.50 ft	200.00 ml/min
8/1/2024 9:57 AM	35:00	6.83 pH	17.27 °C	667.01 µS/cm	1.05 mg/L	1.63 NTU	123.0 mV	16.50 ft	200.00 ml/min
8/1/2024 10:02 AM	40:00	6.84 pH	17.32 °C	669.10 µS/cm	1.12 mg/L	1.57 NTU	124.1 mV	16.50 ft	200.00 ml/min
8/1/2024 10:07 AM	45:00	6.85 pH	17.27 °C	667.61 µS/cm	1.15 mg/L	1.34 NTU	124.6 mV	16.50 ft	200.00 ml/min

Samples

Sample ID:	Description:

HAM-PT-10	Grab.

Created using VuSitu from In-Situ, Inc.

Low-Flow Test Report:

Test Date / Time: 7/31/2024 3:20:32 PM
Project: GP-Plant Hammond
Operator Name: Jacob Tracy

Location Name: PT-11 **Well Diameter: 2 in** **Casing Type: PVC** **Screen Length: 10 ft** **Top of Screen: 16.9 ft** **Total Depth: 26.9 ft** **Initial Depth to Water: 12.6 ft**	**Pump Type: Peri** **Tubing Type: Poly** **Pump Intake From TOC: 21.9 ft** **Estimated Total Volume Pumped: 18 liter** **Flow Cell Volume: 90 ml** **Final Flow Rate: 200 ml/min** **Final Draw Down: 0 ft**	**Instrument Used: Aqua TROLL 400** **Serial Number: 850724**

Test Notes:
Appendix III and IV and Major Ions.

Weather Conditions:
Cloudy, 90F.

Low-Flow Readings:

Date Time	Elapsed Time	pH	Temperature	Specific Conductivity	RDO Concentration	Turbidity	ORP	Depth to Water	Flow
		+/- 0.1	+/- 0.5	+/- 5 %	+/- 0.2	+/- 5	+/- 10	+/- 5	
7/31/2024 3:20 PM	00:00	6.80 pH	19.78 °C	640.92 µS/cm	3.13 mg/L	85.70 NTU	78.2 mV	12.60 ft	200.00 ml/min
7/31/2024 3:25 PM	05:00	6.79 pH	19.43 °C	655.62 µS/cm	0.40 mg/L	76.70 NTU	74.0 mV	12.60 ft	200.00 ml/min
7/31/2024 3:30 PM	10:00	6.78 pH	19.14 °C	648.52 µS/cm	0.26 mg/L	109.50 NTU	76.6 mV	12.60 ft	200.00 ml/min
7/31/2024 3:35 PM	15:00	6.76 pH	19.19 °C	644.24 µS/cm	0.25 mg/L	103.00 NTU	56.4 mV	12.60 ft	200.00 ml/min
7/31/2024 3:40 PM	20:00	6.76 pH	19.18 °C	646.28 µS/cm	3.66 mg/L	101.00 NTU	61.5 mV	12.60 ft	200.00 ml/min
7/31/2024 3:45 PM	25:00	6.75 pH	19.18 °C	648.38 µS/cm	0.17 mg/L	89.20 NTU	50.9 mV	12.60 ft	200.00 ml/min
7/31/2024 3:51 PM	31:16	6.75 pH	19.06 °C	648.61 µS/cm	0.20 mg/L	72.10 NTU	56.4 mV	12.60 ft	200.00 ml/min
7/31/2024 3:56 PM	36:16	6.74 pH	19.26 °C	649.63 µS/cm	0.20 mg/L	64.60 NTU	47.0 mV	12.60 ft	200.00 ml/min
7/31/2024 4:01 PM	41:16	6.75 pH	19.15 °C	649.18 µS/cm	0.96 mg/L	52.10 NTU	46.4 mV	12.60 ft	200.00 ml/min
7/31/2024 4:06 PM	46:16	6.74 pH	19.04 °C	646.70 µS/cm	0.19 mg/L	40.30 NTU	45.6 mV	12.60 ft	200.00 ml/min
7/31/2024 4:11 PM	51:16	6.74 pH	18.91 °C	654.38 µS/cm	0.18 mg/L	34.60 NTU	49.9 mV	12.60 ft	200.00 ml/min
7/31/2024 4:16 PM	56:16	6.74 pH	18.96 °C	653.02 µS/cm	0.19 mg/L	24.10 NTU	49.1 mV	12.60 ft	200.00 ml/min

7/31/2024 4:21 PM	01:01:16	6.74 pH	18.98 °C	650.38 µS/cm	0.17 mg/L	10.20 NTU	48.2 mV	12.60 ft	200.00 ml/min
7/31/2024 4:26 PM	01:06:16	6.74 pH	18.92 °C	653.66 µS/cm	0.43 mg/L	9.70 NTU	49.0 mV	12.60 ft	200.00 ml/min
7/31/2024 4:31 PM	01:11:16	6.74 pH	18.99 °C	650.77 µS/cm	0.22 mg/L	11.00 NTU	42.6 mV	12.60 ft	200.00 ml/min
7/31/2024 4:36 PM	01:16:16	6.74 pH	18.66 °C	652.62 µS/cm	0.15 mg/L	7.20 NTU	47.6 mV	12.60 ft	200.00 ml/min
7/31/2024 4:41 PM	01:21:16	6.73 pH	18.72 °C	653.47 µS/cm	0.14 mg/L	6.69 NTU	40.7 mV	12.60 ft	200.00 ml/min
7/31/2024 4:46 PM	01:26:16	6.75 pH	18.03 °C	654.97 µS/cm	0.16 mg/L	4.77 NTU	47.3 mV	12.60 ft	200.00 ml/min

Samples

Sample ID:	Description:
HAM-PT-11	Grab.

Low-Flow Test Report:

Test Date / Time: 7/31/2024 5:30:06 PM
Project: GP-Plant Hammond
Operator Name: Jacob Tracy

Location Name: PT-12 **Well Diameter: 2 in** **Casing Type: PVC** **Screen Length: 10 ft** **Top of Screen: 17.3 ft** **Total Depth: 27.3 ft** **Initial Depth to Water: 16.2 ft**	**Pump Type: Peri** **Tubing Type: Poly** **Pump Intake From TOC: 22.3 ft** **Estimated Total Volume Pumped: 8 liter** **Flow Cell Volume: 90 ml** **Final Flow Rate: 200 ml/min** **Final Draw Down: 0.04 ft**	**Instrument Used: Aqua TROLL 400** **Serial Number: 850724**

Test Notes:
Appendix III and IV and Major Ions.

Weather Conditions:
Sunny, 90F

Low-Flow Readings:

Date Time	Elapsed Time	pH	Temperature	Specific Conductivity	RDO Concentration	Turbidity	ORP	Depth to Water	Flow
		+/- 0.1	+/- 0.5	+/- 5 %	+/- 0.2	+/- 5	+/- 10	+/- 5	
7/31/2024 5:30 PM	00:00	6.39 pH	19.31 °C	545.95 µS/cm	4.52 mg/L	16.20 NTU	87.1 mV	12.45 ft	200.00 ml/min
7/31/2024 5:35 PM	05:00	6.54 pH	19.06 °C	689.72 µS/cm	0.83 mg/L	11.10 NTU	91.7 mV	12.45 ft	200.00 ml/min
7/31/2024 5:40 PM	10:00	6.64 pH	18.66 °C	691.44 µS/cm	0.83 mg/L	8.60 NTU	112.6 mV	12.49 ft	200.00 ml/min
7/31/2024 5:45 PM	15:00	6.69 pH	18.58 °C	685.60 µS/cm	0.85 mg/L	7.02 NTU	112.5 mV	12.49 ft	200.00 ml/min
7/31/2024 5:50 PM	20:00	6.71 pH	18.65 °C	679.86 µS/cm	0.86 mg/L	6.60 NTU	88.1 mV	12.49 ft	200.00 ml/min
7/31/2024 5:55 PM	25:00	6.70 pH	18.68 °C	679.76 µS/cm	0.87 mg/L	6.56 NTU	86.0 mV	12.49 ft	200.00 ml/min
7/31/2024 6:00 PM	30:00	6.71 pH	18.65 °C	676.96 µS/cm	0.89 mg/L	5.80 NTU	107.1 mV	12.49 ft	200.00 ml/min
7/31/2024 6:05 PM	35:00	6.74 pH	18.58 °C	678.41 µS/cm	1.00 mg/L	4.74 NTU	85.6 mV	12.49 ft	200.00 ml/min

Samples

Sample ID:	Description:
HAM-PT-12	Grab.
HAM-AP1-FD-01	Grab.

Low-Flow Test Report:

Test Date / Time: 8/1/2024 11:51:49 AM
Project: GP-Plant Hammond
Operator Name: Thomas Kessler

Location Name: PT-13 **Well Diameter: 2 in** **Casing Type: PVC** **Screen Length: 10 ft** **Top of Screen: 35.3 ft** **Total Depth: 45.3 ft** **Initial Depth to Water: 25.45 ft**	**Pump Type: Bladder** **Tubing Type: Poly** **Pump Intake From TOC: 40.3 ft** **Estimated Total Volume Pumped: 6 liter** **Flow Cell Volume: 90 ml** **Final Flow Rate: 100 ml/min** **Final Draw Down: -0.05 ft**	**Instrument Used: Aqua TROLL 400** **Serial Number: 968202**

Test Notes:
Appendix III and IV and Major Ions.

Weather Conditions:
Clear, 90F.

Low-Flow Readings:

Date Time	Elapsed Time	pH	Temperature	Specific Conductivity	RDO Concentration	Turbidity	ORP	Depth to Water	Flow
		+/- 0.1	+/- 0.5	+/- 5 %	+/- 0.2	+/- 5	+/- 10	+/- 0.3	
8/1/2024 11:51 AM	00:00	6.68 pH	23.54 °C	754.87 µS/cm	3.03 mg/L	12.20 NTU	-78.1 mV	25.40 ft	100.00 ml/min
8/1/2024 11:56 AM	05:00	6.69 pH	23.54 °C	750.77 µS/cm	2.83 mg/L	5.00 NTU	-77.7 mV	25.40 ft	100.00 ml/min
8/1/2024 12:01 PM	10:00	6.69 pH	23.47 °C	744.14 µS/cm	2.65 mg/L	6.26 NTU	-83.0 mV	25.40 ft	100.00 ml/min
8/1/2024 12:06 PM	15:00	6.69 pH	23.69 °C	741.73 µS/cm	2.41 mg/L	4.19 NTU	-80.0 mV	25.40 ft	100.00 ml/min
8/1/2024 12:11 PM	20:00	6.70 pH	23.69 °C	739.10 µS/cm	2.21 mg/L	3.39 NTU	-84.8 mV	25.40 ft	100.00 ml/min
8/1/2024 12:16 PM	25:00	6.69 pH	23.72 °C	733.93 µS/cm	2.04 mg/L	2.30 NTU	-85.5 mV	25.40 ft	100.00 ml/min
8/1/2024 12:21 PM	30:00	6.69 pH	23.85 °C	733.77 µS/cm	1.87 mg/L	1.88 NTU	-85.8 mV	25.40 ft	100.00 ml/min
8/1/2024 12:26 PM	35:00	6.68 pH	23.95 °C	730.22 µS/cm	1.72 mg/L	1.72 NTU	-86.3 mV	25.40 ft	100.00 ml/min
8/1/2024 12:31 PM	40:00	6.68 pH	24.08 °C	725.69 µS/cm	1.57 mg/L	2.12 NTU	-82.5 mV	25.40 ft	100.00 ml/min
8/1/2024 12:36 PM	45:00	6.68 pH	24.03 °C	720.46 µS/cm	1.46 mg/L	1.99 NTU	-82.2 mV	25.40 ft	100.00 ml/min
8/1/2024 12:41 PM	50:00	6.69 pH	23.83 °C	719.27 µS/cm	1.38 mg/L	2.53 NTU	-86.2 mV	25.40 ft	100.00 ml/min

Samples

Sample ID:	Description:
HAM-PT-13	Grab.

Low-Flow Test Report:

Test Date / Time: 8/1/2024 3:24:13 PM
Project: GP-Plant Hammond
Operator Name: Jacob Tracy

Location Name: PT-14 **Well Diameter: 2 in** **Casing Type: PVC** **Screen Length: 10 ft** **Top of Screen: 35.3 ft** **Total Depth: 45.3 ft** **Initial Depth to Water: 25.35 ft**	**Pump Type: Peri** **Tubing Type: Poly** **Pump Intake From TOC: 40.3 ft** **Estimated Total Volume Pumped: 17.5 liter** **Flow Cell Volume: 90 ml** **Final Flow Rate: 200 ml/min** **Final Draw Down: 0 ft**	**Instrument Used: Aqua TROLL 400** **Serial Number: 850724**

Test Notes:
Appendix III and IV and Major Ions.

Weather Conditions:
Sunny, 90F

Low-Flow Readings:

Date Time	Elapsed Time	pH	Temperature	Specific Conductivity	RDO Concentration	Turbidity	ORP	Depth to Water	Flow
		+/- 0.1	+/- 0.5	+/- 5 %	+/- 0.2	+/- 5	+/- 10	+/- 5	
8/1/2024 3:24 PM	00:00	6.87 pH	19.42 °C	807.42 µS/cm	5.10 mg/L	6.66 NTU	-104.9 mV	25.35 ft	200.00 ml/min
8/1/2024 3:29 PM	05:00	6.86 pH	18.98 °C	807.86 µS/cm	4.81 mg/L	5.53 NTU	-103.1 mV	25.35 ft	200.00 ml/min
8/1/2024 3:34 PM	10:00	6.86 pH	18.87 °C	813.03 µS/cm	4.53 mg/L	4.43 NTU	-103.4 mV	25.35 ft	200.00 ml/min
8/1/2024 3:39 PM	15:00	6.85 pH	19.01 °C	813.88 µS/cm	4.20 mg/L	3.16 NTU	-104.2 mV	25.35 ft	200.00 ml/min
8/1/2024 3:44 PM	20:00	6.86 pH	19.02 °C	813.37 µS/cm	3.89 mg/L	2.86 NTU	-104.4 mV	25.35 ft	200.00 ml/min
8/1/2024 3:49 PM	25:00	6.86 pH	19.01 °C	812.66 µS/cm	3.60 mg/L	2.70 NTU	-104.6 mV	25.35 ft	200.00 ml/min
8/1/2024 3:54 PM	30:00	6.86 pH	19.01 °C	812.68 µS/cm	3.36 mg/L	2.24 NTU	-111.4 mV	25.35 ft	200.00 ml/min
8/1/2024 3:59 PM	35:00	6.85 pH	19.26 °C	812.80 µS/cm	3.10 mg/L	2.08 NTU	-105.1 mV	25.35 ft	200.00 ml/min
8/1/2024 4:07 PM	42:56	6.85 pH	19.24 °C	810.89 µS/cm	2.77 mg/L	1.96 NTU	-105.4 mV	25.35 ft	200.00 ml/min
8/1/2024 4:12 PM	47:56	6.85 pH	19.22 °C	809.21 µS/cm	2.63 mg/L	1.74 NTU	-105.4 mV	25.35 ft	200.00 ml/min
8/1/2024 4:17 PM	52:56	6.85 pH	19.29 °C	810.34 µS/cm	2.44 mg/L	1.70 NTU	-105.6 mV	25.35 ft	200.00 ml/min
8/1/2024 4:22 PM	57:56	6.85 pH	19.35 °C	809.68 µS/cm	2.26 mg/L	1.56 NTU	-105.9 mV	25.35 ft	200.00 ml/min
8/1/2024 4:27 PM	01:02:56	6.84 pH	19.39 °C	809.77 µS/cm	2.08 mg/L	1.44 NTU	-106.3 mV	25.35 ft	200.00 ml/min
8/1/2024 4:32 PM	01:07:56	6.85 pH	19.34 °C	809.78 µS/cm	1.93 mg/L	1.40 NTU	-106.0 mV	25.35 ft	200.00 ml/min

8/1/2024 4:37 PM	01:12:56	6.85 pH	19.35 °C	821.31 µS/cm	0.20 mg/L	1.22 NTU	-105.7 mV	25.35 ft	200.00 ml/min
8/1/2024 4:42 PM	01:17:56	6.85 pH	19.32 °C	824.22 µS/cm	0.16 mg/L	1.10 NTU	-113.6 mV	25.35 ft	200.00 ml/min
8/1/2024 4:47 PM	01:22:56	6.84 pH	19.24 °C	824.67 µS/cm	0.16 mg/L	0.96 NTU	-114.0 mV	25.35 ft	200.00 ml/min

Samples

Sample ID:	Description:
HAM-PT-14	Grab.

Created using VuSitu from In-Situ, Inc.

Low-Flow Test Report:

Test Date / Time: 8/1/2024 9:16:53 AM
Project: GP-Plant Hammond
Operator Name: Thomas Kessler

Location Name: PT-15 **Well Diameter: 2 in** **Casing Type: PVC** **Screen Length: 10 ft** **Top of Screen: 35.3 ft** **Total Depth: 45.3 ft** **Initial Depth to Water: 25.25 ft**	**Pump Type: Bladder** **Tubing Type: Poly** **Pump Intake From TOC: 40.3 ft** **Estimated Total Volume Pumped: 9.5 liter** **Flow Cell Volume: 90 ml** **Final Flow Rate: 100 ml/min** **Final Draw Down: 0.15 ft**	**Instrument Used: Aqua TROLL 400** **Serial Number: 968202**

Test Notes:
Appendix III and IV and Major Ions.

Weather Conditions:
Clear, 80F.

Low-Flow Readings:

Date Time	Elapsed Time	pH	Temperature	Specific Conductivity	RDO Concentration	Turbidity	ORP	Depth to Water	Flow
		+/- 0.1	+/- 0.5	+/- 5 %	+/- 0.2	+/- 5	+/- 10	+/- 0.3	
8/1/2024 9:16 AM	00:00	6.63 pH	22.54 °C	696.34 µS/cm	6.57 mg/L	11.35 NTU	-42.2 mV	26.00 ft	100.00 ml/min
8/1/2024 9:21 AM	05:00	6.66 pH	22.79 °C	737.62 µS/cm	5.93 mg/L	6.99 NTU	-48.3 mV	25.30 ft	100.00 ml/min
8/1/2024 9:26 AM	10:00	6.70 pH	22.58 °C	731.68 µS/cm	5.45 mg/L	7.21 NTU	-57.9 mV	25.40 ft	100.00 ml/min
8/1/2024 9:31 AM	15:00	6.72 pH	22.82 °C	728.27 µS/cm	5.03 mg/L	1.84 NTU	-60.1 mV	25.40 ft	100.00 ml/min
8/1/2024 9:36 AM	20:00	6.73 pH	22.93 °C	726.92 µS/cm	4.67 mg/L	2.51 NTU	-62.3 mV	25.40 ft	100.00 ml/min
8/1/2024 9:41 AM	25:00	6.74 pH	23.04 °C	723.93 µS/cm	4.33 mg/L	2.49 NTU	-56.3 mV	25.40 ft	100.00 ml/min
8/1/2024 9:46 AM	30:00	6.75 pH	23.12 °C	720.83 µS/cm	4.06 mg/L	2.21 NTU	-65.5 mV	25.40 ft	100.00 ml/min
8/1/2024 9:51 AM	35:00	6.75 pH	23.15 °C	719.23 µS/cm	3.75 mg/L	1.54 NTU	-67.0 mV	25.40 ft	100.00 ml/min
8/1/2024 9:56 AM	40:00	6.75 pH	23.15 °C	723.09 µS/cm	3.50 mg/L	2.00 NTU	-67.4 mV	25.40 ft	100.00 ml/min
8/1/2024 10:01 AM	45:00	6.76 pH	23.33 °C	720.76 µS/cm	3.26 mg/L	2.94 NTU	-68.1 mV	25.40 ft	100.00 ml/min
8/1/2024 10:06 AM	50:00	6.76 pH	23.40 °C	717.67 µS/cm	3.03 mg/L	1.67 NTU	-69.5 mV	25.40 ft	100.00 ml/min
8/1/2024 10:11 AM	55:00	6.77 pH	23.38 °C	714.14 µS/cm	2.82 mg/L	2.00 NTU	-69.7 mV	25.40 ft	100.00 ml/min
8/1/2024 10:16 AM	01:00:00	6.77 pH	23.53 °C	711.13 µS/cm	2.60 mg/L	0.41 NTU	-69.7 mV	25.40 ft	100.00 ml/min

8/1/2024 10:21 AM	01:05:00	6.77 pH	23.55 °C	708.44 µS/cm	2.42 mg/L	0.38 NTU	-70.3 mV	25.40 ft	100.00 ml/min
8/1/2024 10:26 AM	01:10:00	6.78 pH	23.52 °C	708.27 µS/cm	2.24 mg/L	0.51 NTU	-71.1 mV	25.40 ft	100.00 ml/min
8/1/2024 10:31 AM	01:15:00	6.77 pH	23.62 °C	705.42 µS/cm	2.08 mg/L	1.78 NTU	-64.6 mV	25.40 ft	100.00 ml/min
8/1/2024 10:36 AM	01:20:00	6.78 pH	23.65 °C	708.56 µS/cm	2.02 mg/L	0.95 NTU	-72.7 mV	25.40 ft	100.00 ml/min
8/1/2024 10:41 AM	01:25:00	6.79 pH	23.76 °C	705.43 µS/cm	1.89 mg/L	0.82 NTU	-67.7 mV	25.40 ft	100.00 ml/min

Samples

Sample ID:	Description:
HAM-PT-15	Grab.

Low-Flow Test Report:

Test Date / Time: 8/12/2024 1:43:12 PM
Project: Plant Hammond
Operator Name: Elisabeth Russell

Location Name: MW-53 **Well Diameter: 2 in** **Casing Type: PVC** **Screen Length: 10 ft** **Top of Screen: 26 ft** **Total Depth: 36 ft** **Initial Depth to Water: 16.76 ft**	**Pump Type: Peristaltic** **Tubing Type: Poly** **Pump Intake From TOC: 31 ft** **Estimated Total Volume Pumped: 11 liter** **Flow Cell Volume: 90 ml** **Final Flow Rate: 200 ml/min** **Final Draw Down: 0.06 ft**	**Instrument Used: Aqua TROLL 400** **Serial Number: 1080293**

Test Notes: Metals and Major Ions.

Low-Flow Readings:

Date Time	Elapsed Time	pH	Temperature	Specific Conductivity	RDO Concentration	Turbidity	ORP	Depth to Water	Flow
		+/- 0.1	+/- 0.5	+/- 5 %	+/- 0.2	+/- 10	+/- 10	+/- 0.5	
8/12/2024 1:43 PM	00:00	6.75 pH	21.18 °C	657.99 µS/cm	0.34 mg/L	1.59 NTU	107.6 mV	16.82 ft	200.00 ml/min
8/12/2024 1:48 PM	05:00	6.76 pH	21.37 °C	665.25 µS/cm	0.86 mg/L	1.43 NTU	83.3 mV	16.82 ft	200.00 ml/min
8/12/2024 1:53 PM	10:39	6.74 pH	21.49 °C	663.54 µS/cm	0.74 mg/L	1.30 NTU	90.9 mV	16.82 ft	200.00 ml/min
8/12/2024 1:58 PM	15:39	6.73 pH	21.69 °C	664.37 µS/cm	0.60 mg/L	1.19 NTU	77.9 mV	16.82 ft	200.00 ml/min
8/12/2024 2:03 PM	20:39	6.78 pH	21.49 °C	665.29 µS/cm	0.66 mg/L	0.97 NTU	96.2 mV	16.82 ft	200.00 ml/min
8/12/2024 2:08 PM	25:39	6.76 pH	21.44 °C	666.14 µS/cm	0.44 mg/L	0.83 NTU	94.6 mV	16.82 ft	200.00 ml/min
8/12/2024 2:13 PM	30:39	6.74 pH	21.55 °C	665.44 µS/cm	0.62 mg/L	0.76 NTU	74.3 mV	16.82 ft	200.00 ml/min
8/12/2024 2:18 PM	35:39	6.70 pH	21.65 °C	663.94 µS/cm	0.76 mg/L	0.71 NTU	73.8 mV	16.82 ft	200.00 ml/min
8/12/2024 2:23 PM	40:39	6.72 pH	21.56 °C	668.84 µS/cm	0.47 mg/L	0.54 NTU	89.5 mV	16.82 ft	200.00 ml/min
8/12/2024 2:28 PM	45:39	6.96 pH	23.26 °C	1.18 µS/cm	8.41 mg/L	0.53 NTU	70.3 mV	16.82 ft	200.00 ml/min
8/12/2024 2:33 PM	50:39	6.79 pH	22.94 °C	649.18 µS/cm	0.38 mg/L	0.51 NTU	70.7 mV	16.82 ft	200.00 ml/min
8/12/2024 2:38 PM	55:39	6.75 pH	22.04 °C	669.18 µS/cm	0.28 mg/L	0.47 NTU	86.8 mV	16.82 ft	200.00 ml/min

Samples

Sample ID:	Description:
HAM-MW-53	Grab.

Low-Flow Test Report:

Test Date / Time: 8/12/2024 11:09:27 AM
Project: Plant Hammond
Operator Name: Elisabeth Russell

Location Name: MW-54 **Well Diameter: 2 in** **Casing Type: PVC** **Screen Length: 10 ft** **Top of Screen: 28 ft** **Total Depth: 38 ft** **Initial Depth to Water: 25.75 ft**	**Pump Type: Bladder** **Tubing Type: Poly** **Pump Intake From TOC: 33 ft** **Estimated Total Volume Pumped: 16 liter** **Flow Cell Volume: 90 ml** **Final Flow Rate: 200 ml/min** **Final Draw Down: 0.18 ft**	**Instrument Used: Aqua TROLL 400** **Serial Number: 1080293**

Test Notes: Metals and Major Ions.

Low-Flow Readings:

Date Time	Elapsed Time	pH	Temperature	Specific Conductivity	RDO Concentration	Turbidity	ORP	Depth to Water	Flow
		+/- 0.1	+/- 0.5	+/- 5 %	+/- 0.2	+/- 10	+/- 10	+/- 0.5	
8/12/2024 11:09 AM	00:00	5.36 pH	22.98 °C	508.75 µS/cm	1.00 mg/L	90.90 NTU	203.0 mV	25.93 ft	200.00 ml/min
8/12/2024 11:14 AM	05:00	5.71 pH	22.36 °C	534.05 µS/cm	0.74 mg/L	88.70 NTU	143.2 mV	25.93 ft	200.00 ml/min
8/12/2024 11:19 AM	10:00	5.91 pH	22.39 °C	556.08 µS/cm	0.56 mg/L	85.30 NTU	155.4 mV	25.93 ft	200.00 ml/min
8/12/2024 11:24 AM	15:00	6.06 pH	22.32 °C	568.83 µS/cm	0.43 mg/L	84.00 NTU	105.8 mV	25.93 ft	200.00 ml/min
8/12/2024 11:29 AM	20:00	6.18 pH	22.45 °C	585.26 µS/cm	0.31 mg/L	67.30 NTU	115.5 mV	25.93 ft	200.00 ml/min
8/12/2024 11:34 AM	25:00	6.33 pH	22.52 °C	602.23 µS/cm	0.20 mg/L	40.40 NTU	76.7 mV	25.93 ft	200.00 ml/min
8/12/2024 11:39 AM	30:00	6.41 pH	22.42 °C	615.34 µS/cm	0.15 mg/L	30.30 NTU	66.2 mV	25.93 ft	200.00 ml/min
8/12/2024 11:44 AM	35:00	6.47 pH	22.45 °C	623.44 µS/cm	0.11 mg/L	27.60 NTU	58.1 mV	25.93 ft	200.00 ml/min
8/12/2024 11:49 AM	40:00	6.52 pH	22.45 °C	631.01 µS/cm	0.09 mg/L	22.80 NTU	48.8 mV	25.93 ft	200.00 ml/min
8/12/2024 11:54 AM	45:00	6.54 pH	22.34 °C	630.80 µS/cm	0.11 mg/L	19.70 NTU	46.7 mV	25.93 ft	200.00 ml/min
8/12/2024 11:59 AM	50:00	6.55 pH	22.40 °C	630.35 µS/cm	0.12 mg/L	16.70 NTU	43.6 mV	25.93 ft	200.00 ml/min
8/12/2024 12:04 PM	55:00	6.58 pH	22.48 °C	633.63 µS/cm	0.11 mg/L	14.80 NTU	35.2 mV	25.93 ft	200.00 ml/min
8/12/2024 12:09 PM	01:00:00	6.57 pH	22.45 °C	635.29 µS/cm	0.11 mg/L	13.20 NTU	35.2 mV	25.93 ft	200.00 ml/min
8/12/2024 12:14 PM	01:05:00	6.58 pH	22.44 °C	636.93 µS/cm	0.11 mg/L	9.70 NTU	34.9 mV	25.93 ft	200.00 ml/min
8/12/2024 12:19 PM	01:10:00	6.58 pH	22.52 °C	636.79 µS/cm	0.11 mg/L	7.60 NTU	34.6 mV	25.93 ft	200.00 ml/min

8/12/2024 12:24 PM	01:15:00	6.59 pH	22.50 °C	641.34 µS/cm	0.11 mg/L	6.70 NTU	31.6 mV	25.93 ft	200.00 ml/min
8/12/2024 12:29 PM	01:20:00	6.61 pH	22.47 °C	640.87 µS/cm	0.10 mg/L	5.00 NTU	29.5 mV	25.93 ft	200.00 ml/min

Samples

Sample ID:	Description:
HAM-MW-54	Grab,

Created using VuSitu from In-Situ, Inc.

Low-Flow Test Report:

Test Date / Time: 8/9/2024 11:27:52 AM
Project: Plant Hammond
Operator Name: Elisabeth Russell

Location Name: PT-07 **Well Diameter: 2 in** **Casing Type: PVC** **Screen Length: 10 ft** **Top of Screen: 36.73 ft** **Total Depth: 46.73 ft** **Initial Depth to Water: 25.65 ft**	**Pump Type: Bladder** **Tubing Type: Poly** **Pump Intake From TOC: 42 ft** **Estimated Total Volume Pumped: 7 liter** **Flow Cell Volume: 90 ml** **Final Flow Rate: 200 ml/min** **Final Draw Down: 0 ft**	**Instrument Used: Aqua TROLL 400** **Serial Number: 1080293**

Test Notes: Metals.

Low-Flow Readings:

Date Time	Elapsed Time	pH	Temperature	Specific Conductivity	RDO Concentration	Turbidity	ORP	Depth to Water	Flow
		+/- 0.1	+/- 0.5	+/- 5 %	+/- 0.2	+/- 10	+/- 10	+/- 0.5	
8/9/2024 11:27 AM	00:00	6.96 pH	21.46 °C	770.26 µS/cm	0.20 mg/L	75.10 NTU	-82.1 mV	25.65 ft	200.00 ml/min
8/9/2024 11:32 AM	05:00	6.96 pH	21.11 °C	768.48 µS/cm	0.13 mg/L	40.30 NTU	-85.0 mV	25.65 ft	200.00 ml/min
8/9/2024 11:37 AM	10:00	6.95 pH	20.98 °C	773.06 µS/cm	0.11 mg/L	14.50 NTU	-92.6 mV	25.65 ft	200.00 ml/min
8/9/2024 11:42 AM	15:00	6.95 pH	20.94 °C	773.55 µS/cm	0.09 mg/L	10.30 NTU	-86.3 mV	25.65 ft	200.00 ml/min
8/9/2024 11:47 AM	20:00	6.94 pH	20.93 °C	771.79 µS/cm	0.07 mg/L	7.73 NTU	-85.9 mV	25.65 ft	200.00 ml/min
8/9/2024 11:52 AM	25:00	6.93 pH	20.89 °C	773.14 µS/cm	0.07 mg/L	4.19 NTU	-85.5 mV	25.65 ft	200.00 ml/min
8/9/2024 11:57 AM	30:00	6.93 pH	20.75 °C	772.04 µS/cm	0.06 mg/L	2.62 NTU	-85.3 mV	25.65 ft	200.00 ml/min

Samples

Sample ID:	Description:
HAM-PT-07	Grab.

Created using VuSitu from In-Situ, Inc.

Low-Flow Test Report:

Test Date / Time: 8/8/2024 2:44:36 PM
Project: Plant Hammond
Operator Name: Elisabeth Russell

Location Name: PT-08 **Well Diameter: 2 in** **Casing Type: PVC** **Screen Length: 10 ft** **Top of Screen: 31.95 ft** **Total Depth: 41.95 ft** **Initial Depth to Water: 25.73 ft**	**Pump Type: Bladder** **Tubing Type: Poly** **Pump Intake From TOC: 36 ft** **Estimated Total Volume Pumped: 41.75 liter** **Flow Cell Volume: 90 ml** **Final Flow Rate: 200 ml/min** **Final Draw Down: 0.07 ft**	**Instrument Used: Aqua TROLL 400** **Serial Number: 1080293**

Test Notes: Metals.

Low-Flow Readings:

Date Time	Elapsed Time	pH	Temperature	Specific Conductivity	RDO Concentration	Turbidity	ORP	Depth to Water	Flow
		+/- 0.1	+/- 0.5	+/- 5 %	+/- 0.2	+/- 10	+/- 10	+/- 0.5	
8/8/2024 2:44 PM	00:00	6.47 pH	22.98 °C	615.23 µS/cm	0.10 mg/L	10,000.0 NTU	-49.4 mV	25.79 ft	200.00 ml/min
8/8/2024 2:49 PM	05:00	6.36 pH	21.99 °C	636.89 µS/cm	0.10 mg/L	10,000.0 NTU	-54.1 mV	25.79 ft	200.00 ml/min
8/8/2024 2:54 PM	10:00	6.36 pH	21.60 °C	645.82 µS/cm	0.10 mg/L	10,000.0 NTU	-51.1 mV	25.80 ft	200.00 ml/min
8/8/2024 2:59 PM	15:00	6.35 pH	21.65 °C	647.74 µS/cm	0.09 mg/L	10,000.0 NTU	-40.7 mV	25.80 ft	200.00 ml/min
8/8/2024 3:04 PM	20:00	6.36 pH	21.77 °C	647.74 µS/cm	0.09 mg/L	10,000.0 NTU	-47.7 mV	25.80 ft	200.00 ml/min
8/8/2024 3:09 PM	25:00	6.36 pH	21.57 °C	647.59 µS/cm	0.08 mg/L	100,000 NTU	-47.2 mV	25.80 ft	200.00 ml/min
8/8/2024 3:14 PM	30:00	6.37 pH	21.19 °C	649.46 µS/cm	0.10 mg/L	105.10 NTU	-46.3 mV	25.80 ft	200.00 ml/min
8/8/2024 3:19 PM	35:00	6.37 pH	21.47 °C	650.34 µS/cm	0.07 mg/L	91.20 NTU	-38.0 mV	25.80 ft	200.00 ml/min
8/8/2024 3:24 PM	40:00	6.37 pH	21.42 °C	650.38 µS/cm	0.07 mg/L	87.30 NTU	-45.9 mV	25.80 ft	200.00 ml/min
8/8/2024 3:29 PM	45:00	6.36 pH	21.24 °C	655.64 µS/cm	0.07 mg/L	73.70 NTU	-37.2 mV	25.80 ft	200.00 ml/min
8/8/2024 3:34 PM	50:00	6.38 pH	21.06 °C	654.60 µS/cm	0.07 mg/L	72.10 NTU	-45.4 mV	25.80 ft	200.00 ml/min
8/8/2024 3:39 PM	55:00	6.38 pH	20.82 °C	656.42 µS/cm	0.06 mg/L	67.40 NTU	-36.8 mV	25.80 ft	200.00 ml/min
8/8/2024 3:44 PM	01:00:00	6.39 pH	20.67 °C	657.66 µS/cm	0.06 mg/L	50.10 NTU	-36.5 mV	25.80 ft	200.00 ml/min
8/8/2024 3:49 PM	01:05:00	6.39 pH	20.73 °C	657.09 µS/cm	0.06 mg/L	67.20 NTU	-45.1 mV	25.80 ft	200.00 ml/min
8/8/2024 3:54 PM	01:10:00	6.40 pH	20.70 °C	659.56 µS/cm	0.06 mg/L	55.30 NTU	-37.1 mV	25.80 ft	200.00 ml/min

8/8/2024 3:59 PM	01:15:00	6.41 pH	20.76 °C	659.08 µS/cm	0.05 mg/L	50.20 NTU	-45.6 mV	25.80 ft	200.00 ml/min
8/8/2024 4:04 PM	01:20:00	6.41 pH	20.72 °C	659.82 µS/cm	0.05 mg/L	47.00 NTU	-36.8 mV	25.80 ft	200.00 ml/min
8/8/2024 4:09 PM	01:25:00	6.40 pH	21.73 °C	661.32 µS/cm	0.04 mg/L	55.00 NTU	-47.6 mV	25.80 ft	200.00 ml/min
8/8/2024 4:14 PM	01:30:00	6.41 pH	21.69 °C	655.98 µS/cm	0.05 mg/L	62.00 NTU	-38.3 mV	25.80 ft	200.00 ml/min
8/8/2024 4:19 PM	01:35:00	6.41 pH	21.02 °C	650.30 µS/cm	0.07 mg/L	40.10 NTU	-35.6 mV	25.80 ft	200.00 ml/min
8/8/2024 4:24 PM	01:40:00	6.40 pH	20.64 °C	657.15 µS/cm	0.06 mg/L	33.20 NTU	-43.4 mV	25.80 ft	200.00 ml/min
8/8/2024 4:29 PM	01:45:00	6.42 pH	20.67 °C	661.90 µS/cm	0.09 mg/L	28.50 NTU	-35.8 mV	25.80 ft	200.00 ml/min
8/8/2024 4:34 PM	01:50:00	6.43 pH	21.21 °C	660.54 µS/cm	0.09 mg/L	22.40 NTU	-29.5 mV	25.80 ft	200.00 ml/min
8/8/2024 4:39 PM	01:55:00	6.43 pH	20.65 °C	659.43 µS/cm	0.07 mg/L	18.90 NTU	-39.2 mV	25.80 ft	200.00 ml/min
8/8/2024 4:44 PM	02:00:00	6.43 pH	20.49 °C	661.76 µS/cm	0.07 mg/L	16.70 NTU	-31.9 mV	25.80 ft	200.00 ml/min
8/8/2024 4:49 PM	02:05:00	6.44 pH	20.61 °C	662.62 µS/cm	0.06 mg/L	14.40 NTU	-41.1 mV	25.80 ft	200.00 ml/min
8/8/2024 4:54 PM	02:10:00	6.44 pH	20.54 °C	662.47 µS/cm	0.07 mg/L	13.70 NTU	-33.1 mV	25.80 ft	200.00 ml/min
8/8/2024 4:59 PM	02:15:00	6.44 pH	20.42 °C	664.23 µS/cm	0.10 mg/L	12.10 NTU	-40.9 mV	25.80 ft	200.00 ml/min
8/8/2024 5:04 PM	02:20:00	6.44 pH	20.48 °C	662.67 µS/cm	0.12 mg/L	12.50 NTU	-32.2 mV	25.80 ft	200.00 ml/min
8/8/2024 5:09 PM	02:25:00	6.44 pH	20.40 °C	661.85 µS/cm	0.12 mg/L	11.30 NTU	-39.5 mV	25.80 ft	200.00 ml/min
8/8/2024 5:14 PM	02:30:00	6.43 pH	20.48 °C	661.99 µS/cm	0.12 mg/L	10.20 NTU	-39.3 mV	25.80 ft	200.00 ml/min
8/8/2024 5:19 PM	02:35:00	6.45 pH	20.55 °C	663.86 µS/cm	0.12 mg/L	--	-40.4 mV	25.80 ft	200.00 ml/min
8/8/2024 5:24 PM	02:40:00	6.49 pH	20.39 °C	671.92 µS/cm	0.11 mg/L	--	-37.6 mV	25.80 ft	200.00 ml/min
8/8/2024 5:29 PM	02:45:00	6.46 pH	20.28 °C	663.31 µS/cm	0.11 mg/L	--	-32.0 mV	25.80 ft	200.00 ml/min
8/8/2024 5:34 PM	02:50:00	6.46 pH	20.27 °C	665.00 µS/cm	0.10 mg/L	--	-40.0 mV	25.80 ft	200.00 ml/min
8/8/2024 5:39 PM	02:55:00	6.47 pH	20.33 °C	668.23 µS/cm	0.10 mg/L	--	-32.0 mV	25.80 ft	200.00 ml/min
8/8/2024 5:44 PM	03:00:00	6.46 pH	20.25 °C	665.15 µS/cm	0.10 mg/L	--	-39.9 mV	25.80 ft	200.00 ml/min
8/8/2024 5:49 PM	03:05:00	6.47 pH	20.16 °C	666.16 µS/cm	0.10 mg/L	--	-31.9 mV	25.80 ft	200.00 ml/min
8/8/2024 5:54 PM	03:10:00	6.47 pH	20.11 °C	666.21 µS/cm	0.10 mg/L	--	-31.3 mV	25.80 ft	200.00 ml/min
8/8/2024 5:59 PM	03:15:00	6.47 pH	20.12 °C	667.84 µS/cm	0.09 mg/L	--	-31.5 mV	25.80 ft	200.00 ml/min
8/8/2024 6:04 PM	03:20:00	6.48 pH	20.10 °C	666.62 µS/cm	0.10 mg/L	4.89 NTU	-39.6 mV	25.80 ft	200.00 ml/min

Samples

Sample ID:	Description:
HAM-PT-08	Grab.

Low-Flow Test Report:

Test Date / Time: 8/6/2024 9:04:56 AM
Project: Plant Hammond
Operator Name: Elisabeth Russell

Location Name: PT-09 **Well Diameter: 2 in** **Casing Type: PVC** **Screen Length: 10 ft** **Top of Screen: 20 ft** **Total Depth: 30 ft** **Initial Depth to Water: 16.19 ft**	**Pump Type: Peri Pump** **Tubing Type: Poly** **Pump Intake From TOC: 25 ft** **Estimated Total Volume Pumped: 20 liter** **Flow Cell Volume: 90 ml** **Final Flow Rate: 150 ml/min** **Final Draw Down: 0.06 ft**	**Instrument Used: Aqua TROLL 400** **Serial Number: 1080293**

Test Notes: Metals.

Low-Flow Readings:

Date Time	Elapsed Time	pH	Temperature	Specific Conductivity	RDO Concentration	Turbidity	ORP	Depth to Water	Flow
		+/- 0.1	+/- 0.5	+/- 5 %	+/- 0.2	+/- 10	+/- 10	+/- 0.5	
8/6/2024 9:04 AM	00:00	6.90 pH	21.33 °C	694.59 µS/cm	0.25 mg/L	28.80 NTU	90.9 mV	16.21 ft	200.00 ml/min
8/6/2024 9:09 AM	05:00	6.94 pH	20.66 °C	687.99 µS/cm	0.16 mg/L	24.90 NTU	78.4 mV	16.23 ft	200.00 ml/min
8/6/2024 9:14 AM	10:00	6.90 pH	20.48 °C	683.26 µS/cm	0.17 mg/L	24.50 NTU	55.6 mV	16.25 ft	200.00 ml/min
8/6/2024 9:19 AM	15:00	6.91 pH	20.39 °C	681.26 µS/cm	0.18 mg/L	33.40 NTU	49.0 mV	16.25 ft	200.00 ml/min
8/6/2024 9:24 AM	20:00	6.96 pH	20.48 °C	678.29 µS/cm	0.19 mg/L	48.60 NTU	43.8 mV	16.25 ft	200.00 ml/min
8/6/2024 9:29 AM	25:00	6.95 pH	20.47 °C	669.78 µS/cm	0.19 mg/L	44.50 NTU	39.6 mV	16.25 ft	200.00 ml/min
8/6/2024 9:34 AM	30:00	6.98 pH	20.41 °C	664.70 µS/cm	0.19 mg/L	45.30 NTU	37.6 mV	16.25 ft	200.00 ml/min
8/6/2024 9:39 AM	35:00	6.96 pH	20.29 °C	681.10 µS/cm	0.18 mg/L	44.20 NTU	39.1 mV	16.25 ft	200.00 ml/min
8/6/2024 9:44 AM	40:00	6.97 pH	20.83 °C	685.50 µS/cm	0.17 mg/L	39.40 NTU	37.7 mV	16.25 ft	150.00 ml/min
8/6/2024 9:49 AM	45:00	6.98 pH	21.16 °C	680.55 µS/cm	0.15 mg/L	37.30 NTU	37.2 mV	16.25 ft	150.00 ml/min
8/6/2024 9:54 AM	50:00	6.97 pH	21.19 °C	666.37 µS/cm	0.14 mg/L	34.90 NTU	34.6 mV	16.25 ft	150.00 ml/min
8/6/2024 9:59 AM	55:00	6.96 pH	21.25 °C	675.24 µS/cm	0.13 mg/L	31.70 NTU	35.5 mV	16.25 ft	150.00 ml/min
8/6/2024 10:04 AM	01:00:00	6.97 pH	21.15 °C	662.27 µS/cm	0.11 mg/L	28.30 NTU	32.8 mV	16.25 ft	150.00 ml/min
8/6/2024 10:09 AM	01:05:00	6.98 pH	21.09 °C	663.76 µS/cm	0.20 mg/L	23.70 NTU	32.6 mV	16.25 ft	150.00 ml/min
8/6/2024 10:14 AM	01:10:00	6.97 pH	21.22 °C	667.07 µS/cm	0.26 mg/L	21.40 NTU	32.7 mV	16.25 ft	150.00 ml/min

8/6/2024 10:21 AM	01:16:51	6.96 pH	21.37 °C	664.36 µS/cm	0.22 mg/L	18.20 NTU	35.8 mV	16.25 ft	150.00 ml/min
8/6/2024 10:26 AM	01:21:51	6.97 pH	21.43 °C	679.71 µS/cm	0.12 mg/L	14.40 NTU	32.9 mV	16.25 ft	150.00 ml/min
8/6/2024 10:31 AM	01:26:51	6.96 pH	21.59 °C	680.60 µS/cm	0.11 mg/L	11.50 NTU	34.5 mV	16.25 ft	150.00 ml/min
8/6/2024 10:36 AM	01:31:51	6.97 pH	21.55 °C	673.65 µS/cm	0.23 mg/L	11.20 NTU	32.5 mV	16.25 ft	150.00 ml/min
8/6/2024 10:41 AM	01:36:51	6.95 pH	21.78 °C	675.72 µS/cm	0.16 mg/L	10.75 NTU	34.6 mV	16.25 ft	150.00 ml/min
8/6/2024 10:46 AM	01:41:51	6.94 pH	21.91 °C	677.83 µS/cm	0.16 mg/L	9.70 NTU	35.2 mV	16.25 ft	150.00 ml/min
8/6/2024 10:51 AM	01:46:51	6.95 pH	22.56 °C	660.67 µS/cm	0.17 mg/L	8.04 NTU	33.1 mV	16.25 ft	150.00 ml/min
8/6/2024 10:56 AM	01:51:51	6.95 pH	22.76 °C	661.05 µS/cm	0.23 mg/L	6.35 NTU	34.8 mV	16.25 ft	150.00 ml/min
8/6/2024 11:01 AM	01:56:51	6.93 pH	22.69 °C	660.00 µS/cm	0.22 mg/L	4.97 NTU	36.6 mV	16.25 ft	150.00 ml/min

Samples

Sample ID:	Description:
HAM-PT-09	Grab.

Low-Flow Test Report:

Test Date / Time: 8/5/2024 4:29:00 PM
Project: Plant Hammond
Operator Name: Elisabeth Russell

Location Name: PT-10 **Well Diameter: 2 in** **Screen Length: 10 ft** **Top of Screen: 21.07 ft** **Total Depth: 31.07 ft** **Initial Depth to Water: 16.21 ft**	**Pump Type: Bladder** **Tubing Type: Poly** **Pump Intake From TOC: 25 ft** **Estimated Total Volume Pumped: 6.5 liter** **Flow Cell Volume: 90 ml** **Final Flow Rate: 200 ml/min** **Final Draw Down: 0 ft**	**Instrument Used: Aqua TROLL 400** **Serial Number: 1080293**

Test Notes: Metals.

Low-Flow Readings:

Date Time	Elapsed Time	pH	Temperature	Specific Conductivity	RDO Concentration	Turbidity	ORP	Depth to Water	Flow
		+/- 0.1	+/- 0.5	+/- 5 %	+/- 0.2	+/- 10	+/- 10	+/- 0.5	
8/5/2024 4:29 PM	00:00	6.85 pH	22.28 °C	657.87 µS/cm	0.12 mg/L	6.47 NTU	45.3 mV	16.21 ft	200.00 ml/min
8/5/2024 4:34 PM	05:00	6.87 pH	22.77 °C	645.50 µS/cm	0.11 mg/L	5.76 NTU	40.6 mV	16.25 ft	200.00 ml/min
8/5/2024 4:39 PM	10:00	6.86 pH	25.50 °C	648.42 µS/cm	0.11 mg/L	5.07 NTU	41.6 mV	16.27 ft	200.00 ml/min
8/5/2024 4:44 PM	15:00	6.84 pH	22.52 °C	643.67 µS/cm	0.14 mg/L	4.53 NTU	36.3 mV	16.29 ft	200.00 ml/min
8/5/2024 4:49 PM	20:00	6.85 pH	22.44 °C	644.34 µS/cm	0.20 mg/L	4.25 NTU	37.9 mV	16.29 ft	200.00 ml/min
8/5/2024 4:54 PM	25:00	6.88 pH	22.24 °C	639.26 µS/cm	0.13 mg/L	3.92 NTU	34.2 mV	16.30 ft	200.00 ml/min
8/5/2024 4:59 PM	30:00	6.87 pH	22.38 °C	644.85 µS/cm	0.11 mg/L	3.87 NTU	33.6 mV	16.30 ft	200.00 ml/min

Samples

Sample ID:	Description:
HAM-PT-10	Grab.

Created using VuSitu from In-Situ, Inc.

Low-Flow Test Report:

Test Date / Time: 8/7/2024 9:16:00 AM
Project: Plant Hammond
Operator Name: Elisabeth Russell

Location Name: PT-11 **Well Diameter: 2 in** **Casing Type: PVC** **Screen Length: 10 ft** **Top of Screen: 16.57 ft** **Total Depth: 26.57 ft** **Initial Depth to Water: 12.82 ft**	**Pump Type: Peri Pump** **Tubing Type: Poly** **Pump Intake From TOC: 21 ft** **Estimated Total Volume Pumped: 16 liter** **Flow Cell Volume: 90 ml** **Final Flow Rate: 200 ml/min** **Final Draw Down: 0.01 ft**	**Instrument Used: Aqua TROLL 400** **Serial Number: 1080293**

Test Notes: Metals.

Low-Flow Readings:

Date Time	Elapsed Time	pH	Temperature	Specific Conductivity	RDO Concentration	Turbidity	ORP	Depth to Water	Flow
		+/- 0.1	+/- 0.5	+/- 5 %	+/- 0.2	+/- 10	+/- 10	+/- 0.5	
8/7/2024 9:16 AM	00:00	6.79 pH	20.70 °C	635.11 µS/cm	0.15 mg/L	80.40 NTU	75.3 mV	12.82 ft	200.00 ml/min
8/7/2024 9:21 AM	05:00	6.76 pH	20.97 °C	624.08 µS/cm	0.10 mg/L	64.90 NTU	53.5 mV	12.82 ft	200.00 ml/min
8/7/2024 9:26 AM	10:00	6.77 pH	21.11 °C	628.51 µS/cm	0.09 mg/L	55.30 NTU	45.8 mV	12.82 ft	200.00 ml/min
8/7/2024 9:31 AM	15:00	6.78 pH	21.21 °C	631.86 µS/cm	0.08 mg/L	48.90 NTU	47.2 mV	12.83 ft	200.00 ml/min
8/7/2024 9:36 AM	20:00	6.77 pH	21.24 °C	632.52 µS/cm	0.07 mg/L	40.20 NTU	43.1 mV	12.83 ft	200.00 ml/min
8/7/2024 9:41 AM	25:00	6.77 pH	21.42 °C	636.36 µS/cm	0.06 mg/L	34.60 NTU	40.2 mV	12.83 ft	200.00 ml/min
8/7/2024 9:46 AM	30:00	6.78 pH	21.46 °C	630.54 µS/cm	0.06 mg/L	29.50 NTU	35.0 mV	12.83 ft	200.00 ml/min
8/7/2024 9:51 AM	35:00	6.79 pH	21.37 °C	632.23 µS/cm	0.06 mg/L	23.70 NTU	32.3 mV	12.83 ft	200.00 ml/min
8/7/2024 9:56 AM	40:00	6.79 pH	21.39 °C	628.01 µS/cm	0.05 mg/L	20.50 NTU	31.7 mV	12.83 ft	200.00 ml/min
8/7/2024 10:01 AM	45:00	6.78 pH	21.44 °C	635.60 µS/cm	0.05 mg/L	15.40 NTU	31.0 mV	12.83 ft	200.00 ml/min
8/7/2024 10:06 AM	50:00	6.78 pH	21.54 °C	634.09 µS/cm	0.05 mg/L	13.70 NTU	30.9 mV	12.83 ft	200.00 ml/min
8/7/2024 10:11 AM	55:00	6.79 pH	21.59 °C	635.39 µS/cm	0.06 mg/L	10.60 NTU	30.3 mV	12.83 ft	200.00 ml/min
8/7/2024 10:16 AM	01:00:00	6.78 pH	21.73 °C	636.52 µS/cm	0.08 mg/L	8.76 NTU	29.8 mV	12.83 ft	200.00 ml/min
8/7/2024 10:21 AM	01:05:00	6.78 pH	21.68 °C	640.31 µS/cm	0.07 mg/L	7.01 NTU	29.9 mV	12.83 ft	200.00 ml/min
8/7/2024 10:26 AM	01:10:00	6.79 pH	21.80 °C	642.12 µS/cm	0.06 mg/L	4.90 NTU	30.2 mV	12.83 ft	200.00 ml/min

Samples

Sample ID:	Description:
HAM-PT-11	Grab.

Created using VuSitu from In-Situ, Inc.

Low-Flow Test Report:

Test Date / Time: 8/6/2024 12:29:39 PM
Project: Plant Hammond
Operator Name: Elisabeth Russell

Location Name: PT-12 **Well Diameter: 2 ft** **Casing Type: PVC** **Screen Length: 10 ft** **Top of Screen: 16.78 ft** **Total Depth: 26.78 ft** **Initial Depth to Water: 12.67 ft**	**Pump Type: Peri Pump** **Tubing Type: Poly** **Pump Intake From TOC: 21 ft** **Estimated Total Volume Pumped: 39 liter** **Flow Cell Volume: 90 ml** **Final Flow Rate: 150 ml/min** **Final Draw Down: 0.03 ft**	**Instrument Used: Aqua TROLL 400** **Serial Number: 1080293**

Test Notes: Metals.

Low-Flow Readings:

Date Time	Elapsed Time	pH	Temperature	Specific Conductivity	RDO Concentration	Turbidity	ORP	Depth to Water	Flow
		+/- 0.1	+/- 0.5	+/- 5 %	+/- 0.2	+/- 10	+/- 10	+/- 0.5	
8/6/2024 12:29 PM	00:00	6.72 pH	23.33 °C	673.24 µS/cm	0.10 mg/L	10,000.0 NTU	44.1 mV	12.69 ft	200.00 ml/min
8/6/2024 12:34 PM	05:00	6.75 pH	23.32 °C	670.76 µS/cm	0.08 mg/L	10,000.0 NTU	43.8 mV	12.70 ft	200.00 ml/min
8/6/2024 12:39 PM	10:00	6.81 pH	23.30 °C	669.25 µS/cm	0.07 mg/L	10,000.0 NTU	39.5 mV	12.70 ft	200.00 ml/min
8/6/2024 12:44 PM	15:00	6.82 pH	23.39 °C	669.93 µS/cm	0.07 mg/L	10,000.0 NTU	37.2 mV	12.70 ft	200.00 ml/min
8/6/2024 12:49 PM	20:00	6.84 pH	23.12 °C	667.49 µS/cm	0.06 mg/L	10,000.0 NTU	35.9 mV	12.70 ft	200.00 ml/min
8/6/2024 12:54 PM	25:00	6.85 pH	23.34 °C	671.01 µS/cm	0.06 mg/L	10,000.0 NTU	37.6 mV	12.70 ft	200.00 ml/min
8/6/2024 1:05 PM	35:50	6.86 pH	23.23 °C	658.00 µS/cm	0.05 mg/L	90.50 NTU	41.8 mV	12.70 ft	200.00 ml/min
8/6/2024 1:10 PM	40:50	6.86 pH	23.03 °C	670.22 µS/cm	0.05 mg/L	86.70 NTU	37.4 mV	12.70 ft	200.00 ml/min
8/6/2024 1:15 PM	45:50	6.86 pH	23.16 °C	666.68 µS/cm	0.05 mg/L	81.00 NTU	34.2 mV	12.70 ft	200.00 ml/min
8/6/2024 1:20 PM	50:50	6.86 pH	23.49 °C	667.17 µS/cm	0.05 mg/L	74.50 NTU	33.7 mV	12.70 ft	200.00 ml/min
8/6/2024 1:25 PM	55:50	6.85 pH	22.75 °C	668.61 µS/cm	0.04 mg/L	68.50 NTU	35.8 mV	12.70 ft	200.00 ml/min
8/6/2024 1:30 PM	01:00:50	6.85 pH	23.12 °C	669.98 µS/cm	0.04 mg/L	70.20 NTU	35.6 mV	12.70 ft	200.00 ml/min
8/6/2024 1:35 PM	01:05:50	6.85 pH	23.07 °C	664.35 µS/cm	0.04 mg/L	69.30 NTU	33.4 mV	12.70 ft	200.00 ml/min
8/6/2024 1:40 PM	01:10:50	6.84 pH	23.16 °C	671.04 µS/cm	0.04 mg/L	75.20 NTU	35.0 mV	12.70 ft	200.00 ml/min
8/6/2024 1:45 PM	01:15:50	6.85 pH	22.77 °C	683.02 µS/cm	0.05 mg/L	70.10 NTU	32.8 mV	12.70 ft	150.00 ml/min

8/6/2024 1:50 PM	01:20:50	6.83 pH	24.87 °C	669.33 µS/cm	0.05 mg/L	68.50 NTU	33.0 mV	12.70 ft	150.00 ml/min
8/6/2024 1:55 PM	01:25:50	6.83 pH	25.19 °C	667.48 µS/cm	0.06 mg/L	63.40 NTU	32.8 mV	12.70 ft	150.00 ml/min
8/6/2024 2:00 PM	01:30:50	6.84 pH	24.95 °C	664.22 µS/cm	0.06 mg/L	54.30 NTU	33.1 mV	12.70 ft	150.00 ml/min
8/6/2024 2:05 PM	01:35:50	6.85 pH	25.13 °C	667.43 µS/cm	0.06 mg/L	56.10 NTU	34.7 mV	12.70 ft	150.00 ml/min
8/6/2024 2:10 PM	01:40:50	6.85 pH	25.69 °C	671.84 µS/cm	0.07 mg/L	53.10 NTU	34.7 mV	12.70 ft	150.00 ml/min
8/6/2024 2:15 PM	01:45:50	6.84 pH	25.42 °C	662.99 µS/cm	0.07 mg/L	47.70 NTU	33.4 mV	12.70 ft	150.00 ml/min
8/6/2024 2:20 PM	01:50:50	6.85 pH	24.78 °C	671.02 µS/cm	0.07 mg/L	41.50 NTU	34.6 mV	12.70 ft	150.00 ml/min
8/6/2024 2:25 PM	01:55:50	6.85 pH	25.00 °C	670.14 µS/cm	0.07 mg/L	39.20 NTU	33.1 mV	12.70 ft	150.00 ml/min
8/6/2024 2:32 PM	02:02:39	7.09 pH	25.88 °C	391.77 µS/cm	5.01 mg/L	37.60 NTU	39.1 mV	12.70 ft	150.00 ml/min
8/6/2024 2:37 PM	02:07:39	6.86 pH	25.01 °C	665.89 µS/cm	0.22 mg/L	35.70 NTU	34.2 mV	12.70 ft	150.00 ml/min
8/6/2024 2:42 PM	02:12:39	6.85 pH	24.74 °C	669.83 µS/cm	0.11 mg/L	33.20 NTU	33.1 mV	12.70 ft	150.00 ml/min
8/6/2024 2:45 PM	02:15:35	6.84 pH	24.88 °C	672.73 µS/cm	0.10 mg/L	30.70 NTU	34.8 mV	12.70 ft	150.00 ml/min
8/6/2024 2:50 PM	02:20:35	6.86 pH	25.14 °C	666.02 µS/cm	0.09 mg/L	29.30 NTU	33.3 mV	12.70 ft	150.00 ml/min
8/6/2024 2:53 PM	02:23:53	6.86 pH	24.74 °C	655.86 µS/cm	0.09 mg/L	27.50 NTU	34.2 mV	12.70 ft	150.00 ml/min
8/6/2024 2:54 PM	02:25:17	6.84 pH	24.59 °C	667.24 µS/cm	0.08 mg/L	25.40 NTU	33.6 mV	12.70 ft	150.00 ml/min
8/6/2024 2:59 PM	02:30:17	6.83 pH	24.91 °C	668.13 µS/cm	0.23 mg/L	23.20 NTU	33.2 mV	12.70 ft	150.00 ml/min
8/6/2024 3:04 PM	02:35:17	6.84 pH	24.70 °C	675.56 µS/cm	0.10 mg/L	21.80 NTU	34.6 mV	12.70 ft	150.00 ml/min
8/6/2024 3:09 PM	02:40:17	6.85 pH	23.84 °C	675.40 µS/cm	0.08 mg/L	17.00 NTU	33.2 mV	12.70 ft	150.00 ml/min
8/6/2024 3:14 PM	02:45:17	6.85 pH	24.53 °C	677.50 µS/cm	0.08 mg/L	15.20 NTU	34.4 mV	12.70 ft	150.00 ml/min
8/6/2024 3:19 PM	02:50:17	6.85 pH	24.53 °C	675.77 µS/cm	0.08 mg/L	14.00 NTU	33.2 mV	12.70 ft	150.00 ml/min
8/6/2024 3:24 PM	02:55:17	6.86 pH	24.24 °C	665.45 µS/cm	0.07 mg/L	13.10 NTU	33.3 mV	12.70 ft	150.00 ml/min
8/6/2024 3:29 PM	03:00:17	6.86 pH	23.42 °C	668.21 µS/cm	0.07 mg/L	12.00 NTU	33.0 mV	12.70 ft	150.00 ml/min
8/6/2024 3:34 PM	03:05:17	6.87 pH	23.85 °C	678.96 µS/cm	0.07 mg/L	11.80 NTU	34.0 mV	12.70 ft	150.00 ml/min
8/6/2024 3:39 PM	03:10:17	6.87 pH	24.65 °C	674.89 µS/cm	0.07 mg/L	11.20 NTU	33.0 mV	12.70 ft	150.00 ml/min
8/6/2024 3:44 PM	03:15:17	6.88 pH	24.46 °C	673.01 µS/cm	0.07 mg/L	8.70 NTU	32.9 mV	12.70 ft	150.00 ml/min
8/6/2024 3:49 PM	03:20:17	6.86 pH	24.57 °C	675.51 µS/cm	0.07 mg/L	8.30 NTU	34.6 mV	12.70 ft	150.00 ml/min
8/6/2024 3:54 PM	03:25:17	6.87 pH	24.93 °C	674.65 µS/cm	0.07 mg/L	8.00 NTU	35.2 mV	12.70 ft	150.00 ml/min
8/6/2024 3:59 PM	03:30:17	6.88 pH	24.92 °C	673.50 µS/cm	0.07 mg/L	7.78 NTU	33.3 mV	12.70 ft	150.00 ml/min
8/6/2024 4:04 PM	03:35:17	6.89 pH	24.71 °C	672.94 µS/cm	0.07 mg/L	6.20 NTU	35.1 mV	12.70 ft	150.00 ml/min

8/6/2024 4:09 PM	03:40:17	6.87 pH	23.83 °C	673.71 µS/cm	0.07 mg/L	5.61 NTU	35.4 mV	12.70 ft	150.00 ml/min
8/6/2024 4:14 PM	03:45:17	6.87 pH	23.49 °C	676.48 µS/cm	0.07 mg/L	4.98 NTU	34.9 mV	12.70 ft	150.00 ml/min

Samples

Sample ID:	Description:
HAM-PT-12	Grab.
HAM-AP1-FD-01	Grab.

Low-Flow Test Report:

Test Date / Time: 8/9/2024 1:25:50 PM
Project: Plant Hammond
Operator Name: Elisabeth Russell

Location Name: PT-13 **Well Diameter: 2 in** **Screen Length: 10 ft** **Top of Screen: 35 ft** **Total Depth: 45 ft** **Initial Depth to Water: 25.44 ft**	**Pump Type: Bladder** **Tubing Type: Poly** **Pump Intake From TOC: 40 ft** **Estimated Total Volume Pumped: 6.5 liter** **Flow Cell Volume: 90 ml** **Final Flow Rate: 200 ml/min** **Final Draw Down: 0 ft**	**Instrument Used: Aqua TROLL 400** **Serial Number: 1080293**

Test Notes: Metals.

Low-Flow Readings:

Date Time	Elapsed Time	pH	Temperature	Specific Conductivity	RDO Concentration	Turbidity	ORP	Depth to Water	Flow
		+/- 0.1	+/- 0.5	+/- 5 %	+/- 0.2	+/- 10	+/- 10	+/- 0.5	
8/9/2024 1:25 PM	00:00	6.88 pH	22.08 °C	742.43 µS/cm	0.37 mg/L	25.70 NTU	-100.4 mV	25.44 ft	200.00 ml/min
8/9/2024 1:30 PM	05:00	6.87 pH	21.40 °C	747.46 µS/cm	0.31 mg/L	11.40 NTU	-104.4 mV	25.44 ft	200.00 ml/min
8/9/2024 1:35 PM	10:00	6.87 pH	21.25 °C	746.14 µS/cm	0.24 mg/L	7.68 NTU	-104.8 mV	25.44 ft	200.00 ml/min
8/9/2024 1:40 PM	15:00	6.87 pH	21.08 °C	747.52 µS/cm	0.20 mg/L	4.58 NTU	-105.6 mV	25.44 ft	200.00 ml/min
8/9/2024 1:45 PM	20:00	6.85 pH	21.11 °C	748.25 µS/cm	0.16 mg/L	3.07 NTU	-105.5 mV	25.44 ft	200.00 ml/min
8/9/2024 1:50 PM	25:00	6.85 pH	21.07 °C	746.76 µS/cm	0.14 mg/L	2.29 NTU	-105.0 mV	25.44 ft	200.00 ml/min
8/9/2024 1:55 PM	30:00	6.86 pH	20.66 °C	745.85 µS/cm	0.12 mg/L	1.58 NTU	-104.7 mV	25.44 ft	200.00 ml/min

Samples

Sample ID:	Description:
HAM-PT-13	Grab.

Created using VuSitu from In-Situ, Inc.

Low-Flow Test Report:

Test Date / Time: 8/8/2024 12:46:44 PM
Project: Plant Hammond
Operator Name: Elisabeth Russell

Location Name: PT-14 **Well Diameter: 2 in** **Casing Type: PVC** **Screen Length: 10 ft** **Top of Screen: 35 ft** **Total Depth: 45 ft** **Initial Depth to Water: 25.4 ft**	**Pump Type: bladder** **Tubing Type: Poly** **Pump Intake From TOC: 40 ft** **Estimated Total Volume Pumped: 6.75 liter** **Flow Cell Volume: 90 ml** **Final Flow Rate: 200 ml/min** **Final Draw Down: 0 ft**	**Instrument Used: Aqua TROLL 400** **Serial Number: 1080293**

Test Notes: Metals.

Low-Flow Readings:

Date Time	Elapsed Time	pH	Temperature	Specific Conductivity	RDO Concentration	Turbidity	ORP	Depth to Water	Flow
		+/- 0.1	+/- 0.5	+/- 5 %	+/- 0.2	+/- 10	+/- 10	+/- 0.5	
8/8/2024 12:46 PM	00:00	6.95 pH	21.42 °C	799.78 µS/cm	1.51 mg/L	9.70 NTU	-59.3 mV	25.40 ft	200.00 ml/min
8/8/2024 12:51 PM	05:00	6.96 pH	21.02 °C	797.82 µS/cm	1.60 mg/L	7.15 NTU	-61.5 mV	25.40 ft	200.00 ml/min
8/8/2024 12:56 PM	10:00	6.95 pH	21.10 °C	796.39 µS/cm	1.62 mg/L	6.30 NTU	-64.2 mV	25.40 ft	200.00 ml/min
8/8/2024 1:01 PM	15:00	6.96 pH	21.07 °C	793.51 µS/cm	1.76 mg/L	4.49 NTU	-66.0 mV	25.40 ft	200.00 ml/min
8/8/2024 1:06 PM	20:00	6.96 pH	20.97 °C	788.98 µS/cm	1.83 mg/L	3.77 NTU	-67.1 mV	25.40 ft	200.00 ml/min
8/8/2024 1:11 PM	25:00	6.95 pH	20.92 °C	788.30 µS/cm	1.87 mg/L	3.31 NTU	-67.8 mV	25.40 ft	200.00 ml/min
8/8/2024 1:16 PM	30:00	6.95 pH	20.85 °C	790.64 µS/cm	1.70 mg/L	2.96 NTU	-70.4 mV	25.40 ft	200.00 ml/min

Samples

Sample ID:	Description:
HAM-PT-14	Grab.

Created using VuSitu from In-Situ, Inc.

Low-Flow Test Report:

Test Date / Time: 8/9/2024 9:32:36 AM
Project: Plant Hammond
Operator Name: Elisabeth Russell

Location Name: PT-15 **Well Diameter: 2 in** **Casing Type: PVC** **Screen Length: 10 ft** **Top of Screen: 35 ft** **Total Depth: 45 ft** **Initial Depth to Water: 25.19 ft**	**Pump Type: Bladder** **Tubing Type: Poly** **Pump Intake From TOC: 40 ft** **Estimated Total Volume Pumped: 8.5 liter** **Flow Cell Volume: 90 ml** **Final Flow Rate: 200 ml/min** **Final Draw Down: 0.01 ft**	**Instrument Used: Aqua TROLL 400** **Serial Number: 1080293**

Test Notes: Metals.

Low-Flow Readings:

Date Time	Elapsed Time	pH	Temperature	Specific Conductivity	RDO Concentration	Turbidity	ORP	Depth to Water	Flow
		+/- 0.1	+/- 0.5	+/- 5 %	+/- 0.2	+/- 10	+/- 10	+/- 0.5	
8/9/2024 9:32 AM	00:00	6.94 pH	20.86 °C	716.09 µS/cm	0.25 mg/L	13.30 NTU	-72.6 mV	25.19 ft	200.00 ml/min
8/9/2024 9:34 AM	01:52	6.94 pH	20.79 °C	719.20 µS/cm	0.21 mg/L	10.30 NTU	-72.4 mV	25.19 ft	200.00 ml/min
8/9/2024 9:39 AM	06:52	6.94 pH	20.76 °C	715.73 µS/cm	0.16 mg/L	7.90 NTU	-70.7 mV	25.19 ft	200.00 ml/min
8/9/2024 9:44 AM	11:52	6.93 pH	20.75 °C	713.26 µS/cm	0.12 mg/L	5.40 NTU	-77.3 mV	25.20 ft	200.00 ml/min
8/9/2024 9:49 AM	16:52	6.93 pH	20.70 °C	709.96 µS/cm	0.11 mg/L	2.21 NTU	-69.5 mV	25.20 ft	200.00 ml/min
8/9/2024 9:54 AM	21:52	6.92 pH	20.62 °C	709.36 µS/cm	0.09 mg/L	2.00 NTU	-76.6 mV	25.20 ft	200.00 ml/min
8/9/2024 9:59 AM	26:52	6.92 pH	20.75 °C	708.64 µS/cm	0.07 mg/L	1.68 NTU	-77.2 mV	25.20 ft	200.00 ml/min
8/9/2024 10:04 AM	31:52	6.91 pH	20.77 °C	706.70 µS/cm	0.06 mg/L	1.07 NTU	-77.5 mV	25.20 ft	200.00 ml/min

Samples

Sample ID:	Description:
HAM-PT-15	Grab.

Low-Flow Test Report:

Test Date / Time: 8/14/2024 2:37:37 PM
Project: GP-Plant Hammond
Operator Name: Jacob Tracy

Location Name: PT-07 **Well Diameter: 2 in** **Casing Type: PVC** **Screen Length: 10 ft** **Top of Screen: 37.75 ft** **Total Depth: 47.75 ft** **Initial Depth to Water: 25.83 ft**	**Pump Type: Peristaltic** **Tubing Type: Polyethylene** **Pump Intake From TOC: 42.75 ft** **Estimated Total Volume Pumped: 7 liter** **Flow Cell Volume: 90 ml** **Final Flow Rate: 200 ml/min** **Final Draw Down: -0.01 ft**	**Instrument Used: Aqua TROLL 400** **Serial Number: 1080297**

Test Notes:
Full Appendix III and IV and major ions.

Weather Conditions:
Sunny, 90F

Low-Flow Readings:

Date Time	Elapsed Time	pH	Temperature	Specific Conductivity	RDO Concentration	Turbidity	ORP	Depth to Water	Flow
		+/- 0.1	+/- 0.5	+/- 5 %	+/- 0.2	+/- 5	+/- 10	+/- 0.3	
8/14/2024 2:37 PM	00:00	7.03 pH	20.70 °C	707.12 µS/cm	0.42 mg/L	52.50 NTU	-87.7 mV	25.83 ft	200.00 ml/min
8/14/2024 2:42 PM	05:00	7.04 pH	20.38 °C	709.56 µS/cm	0.41 mg/L	12.30 NTU	-93.8 mV	25.85 ft	200.00 ml/min
8/14/2024 2:47 PM	10:00	7.04 pH	20.32 °C	707.84 µS/cm	0.34 mg/L	7.50 NTU	-88.2 mV	25.85 ft	200.00 ml/min
8/14/2024 2:52 PM	15:00	7.04 pH	20.42 °C	708.52 µS/cm	0.33 mg/L	4.32 NTU	-94.4 mV	25.82 ft	200.00 ml/min
8/14/2024 2:57 PM	20:00	7.04 pH	20.28 °C	708.14 µS/cm	0.31 mg/L	4.12 NTU	-94.2 mV	25.82 ft	200.00 ml/min
8/14/2024 3:02 PM	25:00	7.04 pH	20.30 °C	708.56 µS/cm	0.32 mg/L	3.85 NTU	-94.2 mV	25.82 ft	200.00 ml/min
8/14/2024 3:07 PM	30:00	7.04 pH	20.27 °C	708.53 µS/cm	0.30 mg/L	3.35 NTU	-94.4 mV	25.82 ft	200.00 ml/min

Samples

Sample ID:	Description:
HAM-PT-07	Grab.

Created using VuSitu from In-Situ, Inc.

Low-Flow Test Report:

Test Date / Time: 8/14/2024 10:11:30 AM
Project: GP-Plant Hammond
Operator Name: Jacob Tracy

Location Name: PT-08 **Well Diameter: 2 in** **Casing Type: PVC** **Screen Length: 10 ft** **Top of Screen: 31.93 ft** **Total Depth: 41.93 ft** **Initial Depth to Water: 25.8 ft**	**Pump Type: Peristaltic** **Tubing Type: Polyethylene** **Pump Intake From TOC: 36.93 ft** **Estimated Total Volume Pumped: 19 liter** **Flow Cell Volume: 90 ml** **Final Flow Rate: 200 ml/min** **Final Draw Down: 0.01 ft**	**Instrument Used: Aqua TROLL 400** **Serial Number: 1080297**

Test Notes:
Full Appendix III and IV and major ions.

Weather Conditions:
Sunny, 90F

Low-Flow Readings:

Date Time	Elapsed Time	pH	Temperature	Specific Conductivity	RDO Concentration	Turbidity	ORP	Depth to Water	Flow
		+/- 0.1	+/- 0.5	+/- 5 %	+/- 0.2	+/- 5	+/- 10	+/- 0.3	
8/14/2024 10:11 AM	00:00	6.46 pH	21.43 °C	548.59 µS/cm	0.66 mg/L	31.90 NTU	-13.8 mV	25.75 ft	200.00 ml/min
8/14/2024 10:16 AM	05:00	6.48 pH	21.75 °C	549.98 µS/cm	0.58 mg/L	25.80 NTU	-15.4 mV	25.80 ft	200.00 ml/min
8/14/2024 10:21 AM	10:00	6.51 pH	21.37 °C	545.42 µS/cm	0.48 mg/L	15.80 NTU	-25.9 mV	25.82 ft	200.00 ml/min
8/14/2024 10:26 AM	15:00	6.51 pH	21.14 °C	572.54 µS/cm	0.42 mg/L	10.10 NTU	-26.0 mV	25.82 ft	200.00 ml/min
8/14/2024 10:31 AM	20:00	6.52 pH	21.67 °C	575.39 µS/cm	0.45 mg/L	12.81 NTU	-16.7 mV	25.91 ft	200.00 ml/min
8/14/2024 10:36 AM	25:00	6.52 pH	21.54 °C	576.74 µS/cm	0.43 mg/L	10.04 NTU	-16.8 mV	25.85 ft	200.00 ml/min
8/14/2024 10:41 AM	30:00	6.52 pH	21.70 °C	578.30 µS/cm	0.38 mg/L	8.84 NTU	-27.1 mV	25.81 ft	200.00 ml/min
8/14/2024 10:46 AM	35:00	6.53 pH	20.98 °C	582.26 µS/cm	0.39 mg/L	8.87 NTU	-26.5 mV	25.81 ft	200.00 ml/min
8/14/2024 10:51 AM	40:00	6.54 pH	21.27 °C	575.12 µS/cm	0.50 mg/L	8.89 NTU	-17.0 mV	25.81 ft	200.00 ml/min
8/14/2024 10:56 AM	45:00	6.55 pH	20.93 °C	584.74 µS/cm	0.43 mg/L	7.62 NTU	-17.0 mV	25.81 ft	200.00 ml/min
8/14/2024 11:01 AM	50:00	6.55 pH	20.96 °C	584.97 µS/cm	0.48 mg/L	7.11 NTU	-16.6 mV	25.81 ft	200.00 ml/min
8/14/2024 11:06 AM	55:00	6.55 pH	21.00 °C	586.54 µS/cm	0.41 mg/L	8.61 NTU	-17.4 mV	25.81 ft	200.00 ml/min
8/14/2024 11:11 AM	01:00:00	6.56 pH	20.96 °C	585.77 µS/cm	0.40 mg/L	7.71 NTU	-17.2 mV	25.81 ft	200.00 ml/min
8/14/2024 11:13 AM	01:01:51	6.56 pH	20.96 °C	586.43 µS/cm	0.46 mg/L		-17.0 mV	25.81 ft	200.00 ml/min
8/14/2024 11:18 AM	01:06:51	6.56 pH	20.87 °C	584.71 µS/cm	0.36 mg/L	6.42 NTU	-17.2 mV	25.81 ft	200.00 ml/min

8/14/2024 11:23 AM	01:11:51	6.56 pH	20.82 °C	586.77 µS/cm	0.32 mg/L	5.72 NTU	-17.4 mV	25.81 ft	200.00 ml/min
8/14/2024 11:28 AM	01:16:51	6.56 pH	21.36 °C	543.01 µS/cm	0.23 mg/L	4.84 NTU	-18.4 mV	25.81 ft	200.00 ml/min
8/14/2024 11:31 AM	01:19:42	6.57 pH	21.27 °C	585.10 µS/cm	0.33 mg/L		-17.6 mV	25.81 ft	200.00 ml/min
8/14/2024 11:36 AM	01:24:42	6.57 pH	21.17 °C	585.25 µS/cm	0.24 mg/L	4.09 NTU	-18.5 mV	25.81 ft	200.00 ml/min
8/14/2024 11:41 AM	01:29:42	6.58 pH	21.67 °C	585.20 µS/cm	0.26 mg/L	3.76 NTU	-19.7 mV	25.81 ft	200.00 ml/min

Samples

Sample ID:	Description:
HAM-PT-08	Grab.
HAM-AP2-FD-01	Grab.

Created using VuSitu from In-Situ, Inc.

Low-Flow Test Report:

Test Date / Time: 8/12/2024 1:59:42 PM
Project: GP-Plant Hammond
Operator Name: Jacob Tracy

Location Name: PT-09 **Well Diameter: 2 in** **Casing Type: PVC** **Top of Screen: 20.4 ft** **Total Depth: 30.4 ft** **Initial Depth to Water: 16.19 ft**	**Pump Type: Peristaltic** **Tubing Type: Poly** **Pump Intake From TOC: 25.4 ft** **Estimated Total Volume Pumped: 19 liter** **Flow Cell Volume: 90 ml** **Final Flow Rate: 200 ml/min** **Final Draw Down: 0.02 ft**	**Instrument Used: Aqua TROLL 400** **Serial Number: 1080297**

Test Notes:
Full Appendix III and IV and major ions.

Weather Conditions:
Sunny, 95F.

Low-Flow Readings:

Date Time	Elapsed Time	pH	Temperature	Specific Conductivity	RDO Concentration	Turbidity	ORP	Depth to Water	Flow
		+/- 0.1	+/- 0.5	+/- 5 %	+/- 0.2	+/- 5	+/- 10	+/- 0.3	
8/12/2024 1:59 PM	00:00	7.04 pH	23.69 °C	632.63 µS/cm	0.25 mg/L	119.00 NTU	54.7 mV	16.19 ft	200.00 ml/min
8/12/2024 2:04 PM	05:00	7.04 pH	22.79 °C	627.53 µS/cm	0.14 mg/L	144.00 NTU	56.7 mV	16.19 ft	200.00 ml/min
8/12/2024 2:09 PM	10:00	7.04 pH	22.56 °C	622.54 µS/cm	0.10 mg/L	110.00 NTU	51.2 mV	16.19 ft	200.00 ml/min
8/12/2024 2:14 PM	15:00	7.05 pH	22.55 °C	612.07 µS/cm	0.08 mg/L	79.90 NTU	56.4 mV	16.21 ft	200.00 ml/min
8/12/2024 2:19 PM	20:00	7.05 pH	22.54 °C	609.97 µS/cm	0.07 mg/L	61.20 NTU	57.5 mV	16.21 ft	200.00 ml/min
8/12/2024 2:24 PM	25:00	7.05 pH	22.52 °C	608.69 µS/cm	0.06 mg/L	51.90 NTU	58.2 mV	16.21 ft	200.00 ml/min
8/12/2024 2:29 PM	30:00	7.04 pH	22.63 °C	605.17 µS/cm	0.06 mg/L	41.20 NTU	52.6 mV	16.21 ft	200.00 ml/min
8/12/2024 2:34 PM	35:00	7.05 pH	22.41 °C	603.33 µS/cm	0.05 mg/L	30.40 NTU	52.3 mV	16.21 ft	200.00 ml/min
8/12/2024 2:39 PM	40:00	7.04 pH	22.53 °C	603.01 µS/cm	0.05 mg/L	21.60 NTU	53.1 mV	16.21 ft	200.00 ml/min
8/12/2024 2:44 PM	45:00	7.04 pH	22.52 °C	606.39 µS/cm	0.05 mg/L	22.20 NTU	52.5 mV	16.21 ft	200.00 ml/min
8/12/2024 2:49 PM	50:00	7.04 pH	22.51 °C	605.93 µS/cm	0.04 mg/L	16.10 NTU	52.8 mV	16.21 ft	200.00 ml/min
8/12/2024 2:54 PM	55:00	7.03 pH	22.58 °C	611.42 µS/cm	0.05 mg/L	10.80 NTU	53.3 mV	16.21 ft	200.00 ml/min
8/12/2024 2:59 PM	01:00:00	7.04 pH	22.51 °C	607.78 µS/cm	0.05 mg/L	12.70 NTU	53.2 mV	16.21 ft	200.00 ml/min

8/12/2024 3:04 PM	01:05:00	7.03 pH	22.39 °C	606.45 µS/cm	0.05 mg/L	10.25 NTU	53.4 mV	16.21 ft	200.00 ml/min
8/12/2024 3:09 PM	01:10:00	7.03 pH	22.25 °C	605.06 µS/cm	0.04 mg/L	8.15 NTU	60.7 mV	16.21 ft	200.00 ml/min
8/12/2024 3:14 PM	01:15:00	7.03 pH	22.22 °C	607.43 µS/cm	0.05 mg/L	7.33 NTU	54.4 mV	16.21 ft	200.00 ml/min
8/12/2024 3:19 PM	01:20:00	7.04 pH	22.31 °C	600.28 µS/cm	0.04 mg/L	7.44 NTU	53.5 mV	16.21 ft	200.00 ml/min
8/12/2024 3:24 PM	01:25:00	7.03 pH	22.48 °C	607.30 µS/cm	0.05 mg/L	5.50 NTU	53.2 mV	16.21 ft	200.00 ml/min
8/12/2024 3:29 PM	01:30:00	7.02 pH	22.39 °C	601.60 µS/cm	0.04 mg/L	4.48 NTU	53.7 mV	16.21 ft	200.00 ml/min

Samples

Sample ID:	Description:
HAM-PT-09	Grab.

Low-Flow Test Report:

Test Date / Time: 8/13/2024 1:30:32 PM
Project: GP-Plant Hammond
Operator Name: Jacob Tracy

Location Name: PT-10 **Well Diameter: 2 ft** **Casing Type: PVC** **Screen Length: 10 ft** **Top of Screen: 20.4 ft** **Total Depth: 30.4 ft** **Initial Depth to Water: 16.31 ft**	**Pump Type: Peristaltic** **Tubing Type: Polyethylene** **Pump Intake From TOC: 25.4 ft** **Estimated Total Volume Pumped: 9 liter** **Flow Cell Volume: 90 ml** **Final Flow Rate: 200 ml/min** **Final Draw Down: 0.05 ft**	**Instrument Used: Aqua TROLL 400** **Serial Number: 1080297**

Test Notes:
Full Appendix III and IV and major ions.

Weather Conditions:
Sunny, 90F

Low-Flow Readings:

Date Time	Elapsed Time	pH	Temperature	Specific Conductivity	RDO Concentration	Turbidity	ORP	Depth to Water	Flow
		+/- 0.1	+/- 0.5	+/- 5 %	+/- 0.2	+/- 5	+/- 10	+/- 0.3	
8/13/2024 1:30 PM	00:00	6.94 pH	22.40 °C	584.40 µS/cm	0.10 mg/L	19.20 NTU	80.2 mV	16.36 ft	200.00 ml/min
8/13/2024 1:35 PM	05:00	6.98 pH	22.21 °C	570.15 µS/cm	0.07 mg/L	14.00 NTU	78.3 mV	16.36 ft	200.00 ml/min
8/13/2024 1:40 PM	10:00	6.99 pH	22.26 °C	571.81 µS/cm	0.06 mg/L	13.20 NTU	61.1 mV	16.36 ft	200.00 ml/min
8/13/2024 1:45 PM	15:00	7.00 pH	22.11 °C	574.99 µS/cm	0.05 mg/L	10.38 NTU	57.8 mV	16.36 ft	200.00 ml/min
8/13/2024 1:50 PM	20:00	7.02 pH	22.10 °C	574.65 µS/cm	0.05 mg/L	8.25 NTU	55.6 mV	16.36 ft	200.00 ml/min
8/13/2024 1:55 PM	25:00	7.04 pH	22.11 °C	572.86 µS/cm	0.04 mg/L	7.22 NTU	52.9 mV	16.36 ft	200.00 ml/min
8/13/2024 2:00 PM	30:00	7.03 pH	22.18 °C	576.68 µS/cm	0.04 mg/L	6.36 NTU	50.6 mV	16.36 ft	200.00 ml/min
8/13/2024 2:05 PM	35:00	7.04 pH	22.36 °C	577.14 µS/cm	0.04 mg/L	7.74 NTU	48.2 mV	16.36 ft	200.00 ml/min
8/13/2024 2:10 PM	40:00	7.05 pH	22.14 °C	579.22 µS/cm	0.04 mg/L	4.87 NTU	44.0 mV	16.36 ft	200.00 ml/min

Samples

Sample ID:	Description:
HAM-PT-10	Grab.

Created using VuSitu from In-Situ, Inc.

Low-Flow Test Report:

Test Date / Time: 8/12/2024 4:29:08 PM
Project: GP-Plant Hammond
Operator Name: Jacob Tracy

Location Name: PT-11 **Well Diameter: 2 in** **Casing Type: PVC** **Screen Length: 10 ft** **Top of Screen: 16.9 ft** **Total Depth: 26.9 ft**	**Pump Type: Peristaltic** **Tubing Type: Polyethylene** **Pump Intake From TOC: 21.9 ft** **Estimated Total Volume Pumped: 13 liter** **Flow Cell Volume: 90 ml** **Final Flow Rate: 200 ml/min** **Final Draw Down: 0.1 ft**	**Instrument Used: Aqua TROLL 400** **Serial Number: 1080297**

Test Notes:
Full Appendix III and IV and major ions.

Weather Conditions:
Sunny, 90F

Low-Flow Readings:

Date Time	Elapsed Time	pH	Temperature	Specific Conductivity	RDO Concentration	Turbidity	ORP	Depth to Water	Flow
		+/- 0.1	+/- 0.5	+/- 5 %	+/- 0.2	+/- 5	+/- 10	+/- 0.3	
8/12/2024 4:29 PM	00:00	7.09 pH	25.84 °C	567.77 µS/cm	1.06 mg/L	10.40 NTU	74.8 mV	12.80 ft	200.00 ml/min
8/12/2024 4:34 PM	05:00	6.98 pH	23.19 °C	587.37 µS/cm	0.33 mg/L	8.70 NTU	77.9 mV	12.80 ft	200.00 ml/min
8/12/2024 4:39 PM	10:00	6.97 pH	22.40 °C	590.46 µS/cm	0.18 mg/L	12.10 NTU	65.5 mV	12.80 ft	200.00 ml/min
8/12/2024 4:44 PM	15:00	6.96 pH	22.16 °C	588.95 µS/cm	0.12 mg/L	10.10 NTU	62.4 mV	12.80 ft	200.00 ml/min
8/12/2024 4:49 PM	20:00	6.96 pH	22.03 °C	585.50 µS/cm	0.09 mg/L	12.20 NTU	61.0 mV	12.80 ft	200.00 ml/min
8/12/2024 4:54 PM	25:00	6.95 pH	22.39 °C	587.66 µS/cm	0.09 mg/L	12.25 NTU	59.2 mV	12.80 ft	200.00 ml/min
8/12/2024 4:59 PM	30:00	6.96 pH	22.16 °C	585.61 µS/cm	0.08 mg/L	10.60 NTU	68.4 mV	12.80 ft	200.00 ml/min
8/12/2024 5:04 PM	35:00	6.95 pH	21.80 °C	585.79 µS/cm	0.07 mg/L	9.28 NTU	58.7 mV	12.80 ft	200.00 ml/min
8/12/2024 5:09 PM	40:00	6.96 pH	21.64 °C	586.43 µS/cm	0.07 mg/L	8.89 NTU	67.0 mV	12.80 ft	200.00 ml/min
8/12/2024 5:14 PM	45:00	6.95 pH	21.81 °C	586.17 µS/cm	0.07 mg/L	6.80 NTU	57.8 mV	12.80 ft	200.00 ml/min
8/12/2024 5:19 PM	50:00	6.96 pH	21.93 °C	583.91 µS/cm	0.07 mg/L	5.52 NTU	56.5 mV	12.80 ft	200.00 ml/min
8/12/2024 5:24 PM	55:00	6.97 pH	21.66 °C	586.44 µS/cm	0.07 mg/L	4.40 NTU	55.5 mV	12.80 ft	200.00 ml/min

Samples

Sample ID:	Description:
HAM-PT-11	Grab.

Created using VuSitu from In-Situ, Inc.

Low-Flow Test Report:

Test Date / Time: 8/13/2024 10:10:04 AM
Project: GP-Plant Hammond
Operator Name: Jacob Tracy

Location Name: PT-12 **Well Diameter: 2 in** **Casing Type: PVC** **Screen Length: 10 ft** **Top of Screen: 17.3 ft** **Total Depth: 27.3 ft** **Initial Depth to Water: 12.74 ft**	**Pump Type: Peristaltic** **Tubing Type: Polyethylene** **Pump Intake From TOC: 22.3 ft** **Estimated Total Volume Pumped: 24 liter** **Flow Cell Volume: 90 ml** **Final Flow Rate: 200 ml/min** **Final Draw Down: 0.06 ft**	**Instrument Used: Aqua TROLL 400** **Serial Number: 1080297**

Test Notes:
Full Appendix III and IV and major ions.

Weather Conditions:
Sunny, 90F

Low-Flow Readings:

Date Time	Elapsed Time	pH	Temperature	Specific Conductivity	RDO Concentration	Turbidity	ORP	Depth to Water	Flow
		+/- 0.1	+/- 0.5	+/- 5 %	+/- 0.2	+/- 5	+/- 10	+/- 0.3	
8/13/2024 10:10 AM	00:00	6.42 pH	21.69 °C	576.35 µS/cm	0.38 mg/L	136.00 NTU	88.2 mV	12.74 ft	200.00 ml/min
8/13/2024 10:15 AM	05:00	6.62 pH	20.92 °C	596.75 µS/cm	0.15 mg/L	1,122.0 NTU	88.5 mV	12.74 ft	200.00 ml/min
8/13/2024 10:20 AM	10:00	6.72 pH	20.97 °C	602.68 µS/cm	0.10 mg/L	843.00 NTU	68.4 mV	12.74 ft	200.00 ml/min
8/13/2024 10:25 AM	15:00	6.80 pH	20.94 °C	605.58 µS/cm	0.08 mg/L	800.00 NTU	64.3 mV	12.74 ft	200.00 ml/min
8/13/2024 10:30 AM	20:00	6.87 pH	20.92 °C	607.73 µS/cm	0.06 mg/L	149.00 NTU	61.6 mV	12.75 ft	200.00 ml/min
8/13/2024 10:35 AM	25:00	6.92 pH	20.77 °C	606.67 µS/cm	0.05 mg/L	121.00 NTU	59.8 mV	12.80 ft	200.00 ml/min
8/13/2024 10:40 AM	30:00	6.94 pH	20.71 °C	608.00 µS/cm	0.04 mg/L	94.80 NTU	57.2 mV	12.80 ft	200.00 ml/min
8/13/2024 10:45 AM	35:00	6.96 pH	20.54 °C	608.46 µS/cm	0.04 mg/L	76.00 NTU	56.6 mV	12.80 ft	200.00 ml/min
8/13/2024 10:50 AM	40:00	6.97 pH	20.65 °C	608.99 µS/cm	0.04 mg/L	65.40 NTU	54.9 mV	12.80 ft	200.00 ml/min
8/13/2024 10:55 AM	45:00	6.97 pH	20.74 °C	610.01 µS/cm	0.03 mg/L	58.80 NTU	55.3 mV	12.80 ft	200.00 ml/min
8/13/2024 11:00 AM	50:00	6.98 pH	20.80 °C	606.00 µS/cm	0.03 mg/L	51.20 NTU	54.8 mV	12.80 ft	200.00 ml/min
8/13/2024 11:05 AM	55:00	6.99 pH	20.67 °C	608.15 µS/cm	0.03 mg/L	45.00 NTU	54.3 mV	12.80 ft	200.00 ml/min
8/13/2024 11:10 AM	01:00:00	6.99 pH	20.72 °C	611.72 µS/cm	0.03 mg/L	39.10 NTU	53.7 mV	12.80 ft	200.00 ml/min
8/13/2024 11:15 AM	01:05:00	6.99 pH	21.15 °C	604.63 µS/cm	0.02 mg/L	32.20 NTU	62.4 mV	12.80 ft	200.00 ml/min
8/13/2024 11:20 AM	01:10:00	6.99 pH	21.27 °C	605.50 µS/cm	0.03 mg/L	28.50 NTU	54.3 mV	12.80 ft	200.00 ml/min

8/13/2024 11:25 AM	01:15:00	7.00 pH	21.04 °C	607.32 µS/cm	0.02 mg/L	20.60 NTU	52.9 mV	12.80 ft	200.00 ml/min
8/13/2024 11:30 AM	01:20:00	7.02 pH	21.07 °C	606.99 µS/cm	0.02 mg/L	15.90 NTU	52.0 mV	12.80 ft	200.00 ml/min
8/13/2024 11:35 AM	01:25:00	7.03 pH	20.98 °C	606.60 µS/cm	0.02 mg/L	12.80 NTU	51.9 mV	12.80 ft	200.00 ml/min
8/13/2024 11:40 AM	01:30:00	7.02 pH	21.00 °C	608.04 µS/cm	0.02 mg/L	11.50 NTU	51.8 mV	12.80 ft	200.00 ml/min
8/13/2024 11:45 AM	01:35:00	7.03 pH	20.91 °C	604.37 µS/cm	0.02 mg/L	10.40 NTU	51.3 mV	12.80 ft	200.00 ml/min
8/13/2024 11:50 AM	01:40:00	7.03 pH	21.06 °C	604.70 µS/cm	0.02 mg/L	8.90 NTU	51.6 mV	12.80 ft	200.00 ml/min
8/13/2024 11:55 AM	01:45:00	7.04 pH	21.24 °C	606.52 µS/cm	0.02 mg/L	7.30 NTU	59.7 mV	12.80 ft	200.00 ml/min
8/13/2024 12:00 PM	01:50:00	7.03 pH	21.15 °C	606.68 µS/cm	0.02 mg/L	6.02 NTU	52.1 mV	12.80 ft	200.00 ml/min
8/13/2024 12:05 PM	01:55:00	7.04 pH	21.23 °C	606.97 µS/cm	0.02 mg/L	4.38 NTU	51.3 mV	12.80 ft	200.00 ml/min

Samples

Sample ID:	Description:
HAM-PT-12	Grab.

Low-Flow Test Report:

Test Date / Time: 8/14/2024 4:15:57 PM
Project: GP-Plant Hammond
Operator Name: Jacob Tracy

Location Name: PT-13 **Well Diameter: 2 in** **Casing Type: PVC** **Screen Length: 10 ft** **Top of Screen: 35.3 ft** **Total Depth: 45.3 ft** **Initial Depth to Water: 25.62 ft**	**Pump Type: Peristaltic** **Tubing Type: Polyethylene** **Pump Intake From TOC: 40.3 ft** **Estimated Total Volume Pumped: 9 liter** **Flow Cell Volume: 90 ml** **Final Flow Rate: 200 ml/min** **Final Draw Down: 0 ft**	**Instrument Used: Aqua TROLL 400** **Serial Number: 1080297**

Test Notes:
Full Appendix III and IV and major ions.

Weather Conditions:
Sunny, 90F

Low-Flow Readings:

Date Time	Elapsed Time	pH	Temperature	Specific Conductivity	RDO Concentration	Turbidity	ORP	Depth to Water	Flow
		+/- 0.1	+/- 0.5	+/- 5 %	+/- 0.2	+/- 5	+/- 10	+/- 0.3	
8/14/2024 4:15 PM	00:00	6.94 pH	20.69 °C	699.73 µS/cm	0.61 mg/L	12.00 NTU	-87.2 mV	25.62 ft	200.00 ml/min
8/14/2024 4:20 PM	05:00	6.94 pH	20.51 °C	699.51 µS/cm	0.60 mg/L	6.16 NTU	-86.1 mV	25.62 ft	200.00 ml/min
8/14/2024 4:25 PM	10:00	6.94 pH	20.47 °C	695.73 µS/cm	0.59 mg/L	3.25 NTU	-89.6 mV	25.62 ft	200.00 ml/min
8/14/2024 4:30 PM	15:00	6.94 pH	20.36 °C	687.03 µS/cm	0.59 mg/L	3.88 NTU	-85.0 mV	25.62 ft	200.00 ml/min
8/14/2024 4:35 PM	20:00	6.94 pH	20.29 °C	698.54 µS/cm	0.53 mg/L	3.25 NTU	-88.7 mV	25.62 ft	200.00 ml/min
8/14/2024 4:40 PM	25:00	6.94 pH	20.33 °C	634.71 µS/cm	0.55 mg/L	3.05 NTU	-88.6 mV	25.62 ft	200.00 ml/min
8/14/2024 4:45 PM	30:00	6.94 pH	20.33 °C	699.01 µS/cm	0.57 mg/L	2.78 NTU	-87.9 mV	25.62 ft	200.00 ml/min
8/14/2024 4:50 PM	35:00	6.94 pH	20.20 °C	698.65 µS/cm	0.58 mg/L	2.67 NTU	-87.3 mV	25.62 ft	200.00 ml/min
8/14/2024 4:55 PM	40:00	6.93 pH	20.18 °C	699.08 µS/cm	0.59 mg/L	2.64 NTU	-86.8 mV	25.62 ft	200.00 ml/min

Samples

Sample ID:	Description:
HAM-PT-13	Grab.

Low-Flow Test Report:

Test Date / Time: 8/13/2024 4:29:45 PM
Project: GP-Plant Hammond
Operator Name: Jacob Tracy

Location Name: PT-14 **Well Diameter: 2 in** **Casing Type: PVC** **Screen Length: 10 ft** **Top of Screen: 35.3 ft** **Total Depth: 45.3 ft** **Initial Depth to Water: 25.4 ft**	**Pump Type: Peristaltic** **Tubing Type: Polyethylene** **Pump Intake From TOC: 40.3 ft** **Estimated Total Volume Pumped: 7 liter** **Flow Cell Volume: 90 ml** **Final Flow Rate: 200 ml/min** **Final Draw Down: 0.05 ft**	**Instrument Used: Aqua TROLL 400** **Serial Number: 1080297**

Test Notes:
Full Appendix III and IV and major ions.

Weather Conditions:
Sunny, 90F

Low-Flow Readings:

Date Time	Elapsed Time	pH	Temperature	Specific Conductivity	RDO Concentration	Turbidity	ORP	Depth to Water	Flow
		+/- 0.1	+/- 0.5	+/- 5 %	+/- 0.2	+/- 5	+/- 10	+/- 0.3	
8/13/2024 4:29 PM	00:00	6.93 pH	22.39 °C	731.64 µS/cm	0.30 mg/L	8.39 NTU	-83.1 mV	25.45 ft	200.00 ml/min
8/13/2024 4:34 PM	05:00	7.00 pH	22.16 °C	735.14 µS/cm	0.23 mg/L	7.62 NTU	-84.7 mV	25.45 ft	200.00 ml/min
8/13/2024 4:39 PM	10:00	7.03 pH	21.33 °C	736.29 µS/cm	0.19 mg/L	4.49 NTU	-103.0 mV	25.45 ft	200.00 ml/min
8/13/2024 4:44 PM	15:00	7.03 pH	21.07 °C	736.48 µS/cm	0.17 mg/L	4.12 NTU	-85.2 mV	25.45 ft	200.00 ml/min
8/13/2024 4:49 PM	20:00	7.03 pH	21.17 °C	735.60 µS/cm	0.16 mg/L	2.52 NTU	-85.2 mV	25.45 ft	200.00 ml/min
8/13/2024 4:54 PM	25:00	7.03 pH	21.21 °C	734.44 µS/cm	0.15 mg/L	1.10 NTU	-85.7 mV	25.45 ft	200.00 ml/min
8/13/2024 4:59 PM	30:00	7.03 pH	21.10 °C	734.47 µS/cm	0.15 mg/L	0.85 NTU	-102.9 mV	25.45 ft	200.00 ml/min

Samples

Sample ID:	Description:
HAM-PT-14	Grab.

Created using VuSitu from In-Situ, Inc.

Low-Flow Test Report:

Test Date / Time: 8/14/2024 12:59:27 PM
Project: GP-Plant Hammond (2)
Operator Name: Jacob Tracy

Location Name: PT-15 **Well Diameter: 2 in** **Casing Type: PVC** **Screen Length: 10 ft** **Top of Screen: 35.3 ft** **Total Depth: 45.3 ft** **Initial Depth to Water: 25.42 ft**	**Pump Type: Peristaltic** **Tubing Type: Polyethylene** **Pump Intake From TOC: 40.3 ft** **Estimated Total Volume Pumped: 7 liter** **Flow Cell Volume: 90 ml** **Final Flow Rate: 200 ml/min** **Final Draw Down: 0 ft**	**Instrument Used: Aqua TROLL 400** **Serial Number: 1080297**

Test Notes:
Full Appendix III and IV and major ions.

Weather Conditions:
Sunny, 90F

Low-Flow Readings:

Date Time	Elapsed Time	pH	Temperature	Specific Conductivity	RDO Concentration	Turbidity	ORP	Depth to Water	Flow
		+/- 0.1	+/- 0.5	+/- 5 %	+/- 0.2	+/- 5	+/- 10	+/- 0.3	
8/14/2024 12:59 PM	00:00	6.93 pH	21.89 °C	659.93 µS/cm	0.53 mg/L	6.58 NTU	-68.8 mV	25.42 ft	200.00 ml/min
8/14/2024 1:04 PM	05:00	6.98 pH	21.40 °C	584.38 µS/cm	0.47 mg/L	6.12 NTU	-68.7 mV	25.42 ft	200.00 ml/min
8/14/2024 1:09 PM	10:00	6.98 pH	21.49 °C	660.98 µS/cm	0.43 mg/L	2.21 NTU	-76.6 mV	25.42 ft	200.00 ml/min
8/14/2024 1:14 PM	15:00	6.98 pH	21.54 °C	661.02 µS/cm	0.41 mg/L	1.37 NTU	-68.3 mV	25.42 ft	200.00 ml/min
8/14/2024 1:19 PM	20:00	6.98 pH	21.87 °C	659.35 µS/cm	0.41 mg/L	1.42 NTU	-76.6 mV	25.42 ft	200.00 ml/min
8/14/2024 1:24 PM	25:00	6.97 pH	21.85 °C	660.41 µS/cm	0.40 mg/L	1.13 NTU	-76.6 mV	25.42 ft	200.00 ml/min
8/14/2024 1:29 PM	30:00	6.97 pH	21.85 °C	660.80 µS/cm	0.39 mg/L	0.97 NTU	-76.1 mV	25.42 ft	200.00 ml/min

Samples

Sample ID:	Description:
HAM-PT-15	Grab.

Created using VuSitu from In-Situ, Inc.

Low-Flow Test Report:

Test Date / Time: 8/21/2024 1:42:20 PM
Project: GP-Plant Hammond
Operator Name: Elisabeth Russell

Location Name: INW-03 **Well Diameter: 2 in** **Casing Type: PVC** **Screen Length: 10 ft** **Top of Screen: 17.3 ft** **Total Depth: 27.3 ft** **Initial Depth to Water: 13.03 ft**	**Pump Type: peri** **Tubing Type: Polyethylene** **Pump Intake From TOC: 22 ft** **Estimated Total Volume Pumped: 4 liter** **Flow Cell Volume: 90 ml** **Final Flow Rate: 200 ml/min** **Final Draw Down: 0.02 ft**	**Instrument Used: Aqua TROLL 400** **Serial Number: 965586**

Test Notes:
Field parameters only, no sample.
Fe = 0 mg/L Fe2+ = 0 mg/L.

Weather Conditions:
Sunny, 80 degrees F.

Low-Flow Readings:

Date Time	Elapsed Time	pH	Temperature	Specific Conductivity	RDO Concentration	Turbidity	ORP	Depth to Water	Flow
		+/- 0.1	+/- 0.5	+/- 5 %	+/- 0.2	+/- 5	+/- 10	+/- 0.3	
8/21/2024 1:42 PM	00:00	6.68 pH	22.71 °C	664.47 µS/cm	0.21 mg/L	36.10 NTU	50.7 mV	13.03 ft	200.00 ml/min
8/21/2024 1:47 PM	05:00	6.56 pH	21.50 °C	689.97 µS/cm	0.13 mg/L	31.80 NTU	46.3 mV	13.05 ft	200.00 ml/min
8/21/2024 1:52 PM	10:00	6.54 pH	21.39 °C	696.61 µS/cm	0.09 mg/L	24.40 NTU	43.4 mV	13.05 ft	200.00 ml/min
8/21/2024 1:57 PM	15:00	6.54 pH	20.88 °C	702.70 µS/cm	0.10 mg/L	18.20 NTU	41.9 mV	13.05 ft	200.00 ml/min
8/21/2024 1:58 PM	15:52	6.54 pH	20.83 °C	704.26 µS/cm	0.10 mg/L	18.20 NTU	41.7 mV	13.05 ft	200.00 ml/min

Samples

Sample ID:	Description:

Created using VuSitu from In-Situ, Inc.

Low-Flow Test Report:

Test Date / Time: 8/20/2024 2:46:39 PM
Project: GP-Plant Hammond
Operator Name: Tristan Halterman

Location Name: INW-04 **Well Diameter: 2 in** **Casing Type: PVC** **Screen Length: 10 ft** **Top of Screen: 35.3 ft** **Total Depth: 45.3 ft** **Initial Depth to Water: 25.52 ft**	**Pump Type: Bladder** **Tubing Type: Polyethylene** **Pump Intake From TOC: 40.3 ft** **Estimated Total Volume Pumped: 4000 ml** **Flow Cell Volume: 90 ml** **Final Flow Rate: 200 ml/min** **Final Draw Down: 0.11 ft**	**Instrument Used: Aqua TROLL 400** **Serial Number: 968202**

Test Notes:
Field parameters only, no sample.
Fe = 5 mg/L Fe2+ = 10 mg/L.

Weather Conditions:
Sunny, 80 degrees F.

Low-Flow Readings:

Date Time	Elapsed Time	pH	Temperature	Specific Conductivity	RDO Concentration	Turbidity	ORP	Depth to Water	Flow
		+/- 0.1	+/- 0.5	+/- 5 %	+/- 0.2	+/- 5	+/- 10	+/- 0.3	
8/20/2024 2:46 PM	00:00	6.25 pH	24.23 °C	612.54 µS/cm	1.76 mg/L	9,999.0 NTU	-14.0 mV	25.63 ft	200.00 ml/min
8/20/2024 2:51 PM	05:00	6.31 pH	22.36 °C	636.28 µS/cm	0.91 mg/L	9,999.0 NTU	-21.2 mV	25.63 ft	200.00 ml/min
8/20/2024 2:56 PM	10:00	6.32 pH	22.12 °C	645.19 µS/cm	0.72 mg/L	9,999.0 NTU	-20.8 mV	25.63 ft	200.00 ml/min
8/20/2024 3:01 PM	15:00	6.32 pH	21.91 °C	648.61 µS/cm	0.59 mg/L	9,999.0 NTU	-25.2 mV	25.63 ft	200.00 ml/min

Samples

Sample ID:	Description:

Created using VuSitu from In-Situ, Inc.

Low-Flow Test Report:

Test Date / Time: 8/20/2024 5:12:45 PM
Project: GP-Plant Hammond
Operator Name: Elisabeth Russell

Location Name: INW-05 **Well Diameter: 2 in** **Casing Type: PVC** **Screen Length: 10 ft** **Top of Screen: 34.15 ft** **Total Depth: 44.15 ft** **Initial Depth to Water: 25.06 ft**	**Pump Type: Bladder** **Tubing Type: Polyethylene** **Pump Intake From TOC: 40 ft** **Estimated Total Volume Pumped: 3 liter** **Flow Cell Volume: 90 ml** **Final Flow Rate: 200 ml/min** **Final Draw Down: 0 ft**	**Instrument Used: Aqua TROLL 400** **Serial Number: 965586**

Test Notes:
Field parameters only, no sample

Weather Conditions:
Sunny, 80 degrees F.

Low-Flow Readings:

Date Time	Elapsed Time	pH	Temperature	Specific Conductivity	RDO Concentration	Turbidity	ORP	Depth to Water	Flow
		+/- 0.1	+/- 0.5	+/- 5 %	+/- 0.2	+/- 5	+/- 10	+/- 0.3	
8/20/2024 5:12 PM	00:00	6.66 pH	26.77 °C	737.22 µS/cm	1.45 mg/L	1,000,000 NTU	-23.0 mV	25.06 ft	200.00 ml/min
8/20/2024 5:17 PM	05:00	6.74 pH	22.13 °C	778.22 µS/cm	0.77 mg/L	1,000,000 NTU	-50.1 mV	25.06 ft	200.00 ml/min
8/20/2024 5:22 PM	10:00	6.76 pH	21.55 °C	785.76 µS/cm	0.72 mg/L	1,000,000 NTU	-60.4 mV	25.06 ft	200.00 ml/min
8/20/2024 5:27 PM	15:00	6.78 pH	21.32 °C	794.71 µS/cm	0.65 mg/L	1,000,000 NTU	-69.5 mV	25.06 ft	200.00 ml/min

Samples

Sample ID:	Description:

Created using VuSitu from In-Situ, Inc.

Low-Flow Test Report:

Test Date / Time: 8/20/2024 2:43:15 PM
Project: GP-Plant Hammond
Operator Name: Elisabeth Russell

Location Name: PT-07 **Well Diameter: 2 in** **Casing Type: PVC** **Screen Length: 10 ft** **Top of Screen: 37.75 ft** **Total Depth: 47.75 ft** **Initial Depth to Water: 25.67 ft**	**Pump Type: Bladder** **Tubing Type: Polyethylene** **Pump Intake From TOC: 42 ft** **Estimated Total Volume Pumped: 14 liter** **Flow Cell Volume: 90 ml** **Final Flow Rate: 200 ml/min** **Final Draw Down: 0.08 ft**	**Instrument Used: Aqua TROLL 400** **Serial Number: 965586**

Test Notes:
Metals.
Fe = >7 mg/L Fe2+ = 1.7 mg/L.

Weather Conditions:
Sunny, 80 degrees F.

Low-Flow Readings:

Date Time	Elapsed Time	pH	Temperature	Specific Conductivity	RDO Concentration	Turbidity	ORP	Depth to Water	Flow
		+/- 0.1	+/- 0.5	+/- 5 %	+/- 0.2	+/- 5	+/- 10	+/- 0.3	
8/20/2024 2:43 PM	00:00	6.71 pH	25.26 °C	766.38 µS/cm	2.02 mg/L	1,000,000 NTU	-49.4 mV	25.75 ft	200.00 ml/min
8/20/2024 2:48 PM	05:00	6.73 pH	22.88 °C	793.25 µS/cm	1.27 mg/L	1,000,000 NTU	-79.4 mV	25.75 ft	200.00 ml/min
8/20/2024 2:53 PM	10:00	6.76 pH	22.39 °C	795.18 µS/cm	0.88 mg/L	104.50 NTU	-86.6 mV	25.75 ft	200.00 ml/min
8/20/2024 2:58 PM	15:00	6.79 pH	22.24 °C	798.43 µS/cm	0.62 mg/L	36.20 NTU	-91.0 mV	25.75 ft	200.00 ml/min
8/20/2024 3:03 PM	20:00	6.80 pH	22.04 °C	794.75 µS/cm	0.50 mg/L	24.10 NTU	-92.1 mV	25.75 ft	200.00 ml/min
8/20/2024 3:08 PM	25:00	6.81 pH	22.08 °C	796.54 µS/cm	0.44 mg/L	15.80 NTU	-92.9 mV	25.75 ft	200.00 ml/min
8/20/2024 3:13 PM	30:00	6.82 pH	21.93 °C	796.72 µS/cm	0.34 mg/L	14.10 NTU	-92.9 mV	25.75 ft	200.00 ml/min
8/20/2024 3:18 PM	35:00	6.83 pH	22.02 °C	796.94 µS/cm	0.27 mg/L	12.20 NTU	-93.2 mV	25.75 ft	200.00 ml/min
8/20/2024 3:23 PM	40:00	6.83 pH	21.86 °C	794.82 µS/cm	0.23 mg/L	10.80 NTU	-92.5 mV	25.75 ft	200.00 ml/min
8/20/2024 3:28 PM	45:00	6.83 pH	21.90 °C	796.14 µS/cm	0.20 mg/L	7.76 NTU	-93.0 mV	25.75 ft	200.00 ml/min
8/20/2024 3:33 PM	50:00	6.83 pH	21.94 °C	794.57 µS/cm	0.18 mg/L	6.88 NTU	-91.7 mV	25.75 ft	200.00 ml/min
8/20/2024 3:38 PM	55:00	6.83 pH	22.08 °C	793.87 µS/cm	0.16 mg/L	6.31 NTU	-92.6 mV	25.75 ft	200.00 ml/min
8/20/2024 3:43 PM	01:00:00	6.84 pH	21.86 °C	789.42 µS/cm	0.15 mg/L	5.69 NTU	-92.0 mV	25.75 ft	200.00 ml/min
8/20/2024 3:48 PM	01:05:00	6.84 pH	21.73 °C	790.53 µS/cm	0.13 mg/L	5.00 NTU	-91.6 mV	25.75 ft	200.00 ml/min

Samples

Sample ID:	Description:
HAM-PT-07	Grab.

Low-Flow Test Report:

Test Date / Time: 8/20/2024 12:49:34 PM
Project: GP-Plant Hammond
Operator Name: Tristan Halterman

Location Name: PT-08 **Well Diameter: 2 in** **Casing Type: PVC** **Screen Length: 10 ft** **Top of Screen: 32.2 ft** **Total Depth: 42.2 ft** **Initial Depth to Water: 25.8 ft**	**Pump Type: Bladder** **Tubing Type: Polyethylene** **Pump Intake From TOC: 37.2 ft** **Estimated Total Volume Pumped: 8000 ml** **Flow Cell Volume: 90 ml** **Final Flow Rate: 200 ml/min** **Final Draw Down: 0.02 ft**	**Instrument Used: Aqua TROLL 400** **Serial Number: 968202**

Test Notes:
Metals.
Fe2+ = 6.0 mg/L Fe = 4.5 mg/L.

Weather Conditions:
Sunny, 80 degrees F.

Low-Flow Readings:

Date Time	Elapsed Time	pH	Temperature	Specific Conductivity	RDO Concentration	Turbidity	ORP	Depth to Water	Flow
		+/- 0.1	+/- 0.5	+/- 5 %	+/- 0.2	+/- 5	+/- 10	+/- 0.3	
8/20/2024 12:49 PM	00:00	6.39 pH	25.05 °C	650.04 µS/cm	1.86 mg/L	32.70 NTU	-26.3 mV	25.81 ft	200.00 ml/min
8/20/2024 12:54 PM	05:00	6.40 pH	22.35 °C	658.66 µS/cm	0.99 mg/L	18.80 NTU	-26.4 mV	25.81 ft	200.00 ml/min
8/20/2024 12:59 PM	10:00	6.40 pH	21.99 °C	678.95 µS/cm	0.54 mg/L	13.10 NTU	-30.0 mV	25.82 ft	200.00 ml/min
8/20/2024 1:04 PM	15:00	6.40 pH	22.00 °C	686.02 µS/cm	0.28 mg/L	11.90 NTU	-29.4 mV	25.82 ft	200.00 ml/min
8/20/2024 1:09 PM	20:00	6.40 pH	21.85 °C	688.87 µS/cm	0.19 mg/L	8.07 NTU	-29.8 mV	25.82 ft	200.00 ml/min
8/20/2024 1:14 PM	25:00	6.39 pH	21.90 °C	689.44 µS/cm	0.14 mg/L	7.41 NTU	-29.9 mV	25.82 ft	200.00 ml/min
8/20/2024 1:19 PM	30:00	6.40 pH	21.81 °C	689.81 µS/cm	0.11 mg/L	4.77 NTU	-30.2 mV	25.82 ft	200.00 ml/min

Samples

Sample ID:	Description:
HAM-PT-08	Grab.

Low-Flow Test Report:

Test Date / Time: 8/21/2024 1:19:31 PM
Project: GP-Plant Hammond
Operator Name: Tristan Halterman

Location Name: PT-09 **Well Diameter: 2 in** **Casing Type: PVC** **Screen Length: 10 ft** **Top of Screen: 20.47 ft** **Total Depth: 30.47 ft** **Initial Depth to Water: 16.45 ft**	**Pump Type: Peristaltic** **Tubing Type: Polyethylene** **Pump Intake From TOC: 25.47 ft** **Estimated Total Volume Pumped: 34000 ml** **Flow Cell Volume: 90 ml** **Final Flow Rate: 200 ml/min** **Final Draw Down: 0 ft**	**Instrument Used: Aqua TROLL 400** **Serial Number: 968202**

Test Notes:
Metals.
Fe2+ = 0 mg/L Fe = 0 mg/L.

Weather Conditions:
Sunny, 75 degrees F.

Low-Flow Readings:

Date Time	Elapsed Time	pH	Temperature	Specific Conductivity	RDO Concentration	Turbidity	ORP	Depth to Water	Flow
		+/- 0.1	+/- 0.5	+/- 5 %	+/- 0.2	+/- 5	+/- 10	+/- 0.3	
8/21/2024 1:19 PM	00:00	6.59 pH	24.79 °C	684.89 µS/cm	0.53 mg/L	90.80 NTU	49.4 mV	16.49 ft	200.00 ml/min
8/21/2024 1:24 PM	05:00	6.83 pH	22.62 °C	699.73 µS/cm	0.21 mg/L	104.00 NTU	44.8 mV	16.45 ft	200.00 ml/min
8/21/2024 1:29 PM	10:00	6.87 pH	21.83 °C	700.49 µS/cm	0.17 mg/L	93.50 NTU	43.6 mV	16.45 ft	200.00 ml/min
8/21/2024 1:34 PM	15:00	6.88 pH	22.23 °C	697.25 µS/cm	0.17 mg/L	82.60 NTU	45.7 mV	16.45 ft	200.00 ml/min
8/21/2024 1:39 PM	20:00	6.89 pH	21.81 °C	693.35 µS/cm	0.18 mg/L	74.90 NTU	49.5 mV	16.45 ft	200.00 ml/min
8/21/2024 1:44 PM	25:00	6.89 pH	21.99 °C	692.53 µS/cm	0.19 mg/L	70.40 NTU	51.3 mV	16.45 ft	200.00 ml/min
8/21/2024 1:49 PM	30:00	6.88 pH	22.26 °C	689.60 µS/cm	0.18 mg/L	64.10 NTU	52.8 mV	16.45 ft	200.00 ml/min
8/21/2024 1:54 PM	35:00	6.89 pH	22.11 °C	687.64 µS/cm	0.25 mg/L	65.90 NTU	54.6 mV	16.45 ft	200.00 ml/min
8/21/2024 1:59 PM	40:00	6.89 pH	21.60 °C	685.87 µS/cm	0.22 mg/L	58.50 NTU	56.3 mV	16.45 ft	200.00 ml/min
8/21/2024 2:04 PM	45:00	6.89 pH	21.87 °C	681.36 µS/cm	0.19 mg/L	57.00 NTU	57.8 mV	16.45 ft	200.00 ml/min
8/21/2024 2:09 PM	50:00	6.88 pH	22.10 °C	678.48 µS/cm	0.21 mg/L	52.40 NTU	59.0 mV	16.45 ft	200.00 ml/min
8/21/2024 2:14 PM	55:00	6.87 pH	22.42 °C	677.27 µS/cm	0.24 mg/L	43.80 NTU	60.3 mV	16.45 ft	200.00 ml/min
8/21/2024 2:19 PM	01:00:00	6.87 pH	22.64 °C	675.57 µS/cm	0.27 mg/L	38.60 NTU	62.1 mV	16.45 ft	200.00 ml/min

8/21/2024 2:24 PM	01:05:00	6.87 pH	22.08 °C	679.77 µS/cm	0.25 mg/L	34.90 NTU	64.9 mV	16.45 ft	200.00 ml/min
8/21/2024 2:29 PM	01:10:00	6.86 pH	22.28 °C	681.45 µS/cm	0.23 mg/L	30.70 NTU	66.5 mV	16.45 ft	200.00 ml/min
8/21/2024 2:34 PM	01:15:00	6.85 pH	23.02 °C	680.28 µS/cm	0.24 mg/L	27.60 NTU	67.9 mV	16.45 ft	200.00 ml/min
8/21/2024 2:39 PM	01:20:00	6.85 pH	22.43 °C	678.17 µS/cm	0.26 mg/L	23.40 NTU	86.1 mV	16.45 ft	200.00 ml/min
8/21/2024 2:44 PM	01:25:00	6.85 pH	22.82 °C	678.87 µS/cm	0.23 mg/L	19.80 NTU	72.7 mV	16.45 ft	200.00 ml/min
8/21/2024 2:49 PM	01:30:00	6.85 pH	22.03 °C	679.50 µS/cm	0.29 mg/L	19.00 NTU	74.7 mV	16.45 ft	200.00 ml/min
8/21/2024 2:54 PM	01:35:00	6.85 pH	22.73 °C	680.87 µS/cm	0.28 mg/L	17.40 NTU	74.4 mV	16.45 ft	200.00 ml/min
8/21/2024 2:59 PM	01:40:00	6.84 pH	23.01 °C	672.68 µS/cm	0.64 mg/L	15.40 NTU	94.4 mV	16.45 ft	200.00 ml/min
8/21/2024 3:04 PM	01:45:00	6.84 pH	23.02 °C	673.17 µS/cm	0.26 mg/L	11.30 NTU	100.8 mV	16.45 ft	200.00 ml/min
8/21/2024 3:09 PM	01:50:00	6.84 pH	23.15 °C	668.87 µS/cm	0.26 mg/L	11.30 NTU	85.1 mV	16.45 ft	200.00 ml/min
8/21/2024 3:14 PM	01:55:00	6.83 pH	23.33 °C	668.32 µS/cm	0.24 mg/L	10.21 NTU	86.9 mV	16.45 ft	200.00 ml/min
8/21/2024 3:19 PM	02:00:00	6.85 pH	23.31 °C	660.35 µS/cm	0.30 mg/L	10.09 NTU	90.4 mV	16.45 ft	200.00 ml/min
8/21/2024 3:24 PM	02:05:00	6.83 pH	23.06 °C	662.19 µS/cm	0.34 mg/L	9.75 NTU	93.0 mV	16.45 ft	200.00 ml/min
8/21/2024 3:29 PM	02:10:00	6.84 pH	23.15 °C	668.24 µS/cm	0.33 mg/L	7.04 NTU	95.0 mV	16.45 ft	200.00 ml/min
8/21/2024 3:34 PM	02:15:00	6.84 pH	23.24 °C	664.79 µS/cm	0.31 mg/L	7.25 NTU	96.7 mV	16.45 ft	200.00 ml/min
8/21/2024 3:39 PM	02:20:00	6.84 pH	23.07 °C	663.17 µS/cm	0.36 mg/L	6.79 NTU	99.5 mV	16.45 ft	200.00 ml/min
8/21/2024 3:44 PM	02:25:00	6.83 pH	23.20 °C	660.58 µS/cm	0.47 mg/L	5.84 NTU	128.4 mV	16.45 ft	200.00 ml/min
8/21/2024 3:49 PM	02:30:00	6.83 pH	23.16 °C	657.18 µS/cm	0.31 mg/L	5.47 NTU	107.0 mV	16.45 ft	200.00 ml/min
8/21/2024 3:54 PM	02:35:00	6.83 pH	23.47 °C	658.52 µS/cm	0.30 mg/L	5.12 NTU	106.9 mV	16.45 ft	200.00 ml/min
8/21/2024 3:59 PM	02:40:00	6.83 pH	23.47 °C	665.92 µS/cm	0.30 mg/L	4.84 NTU	108.0 mV	16.45 ft	200.00 ml/min

Samples

Sample ID:	Description:
HAM-PT-09	Grab.

Low-Flow Test Report:

Test Date / Time: 8/20/2024 4:04:07 PM
Project: GP-Plant Hammond
Operator Name: Tristan Halterman

Location Name: PT-10 **Well Diameter: 2 in** **Casing Type: PVC** **Screen Length: 10 ft** **Top of Screen: 20.45 ft** **Total Depth: 30.45 ft** **Initial Depth to Water: 16.51 ft**	**Pump Type: Peristaltic** **Tubing Type: Polyethylene** **Pump Intake From TOC: 25.45 ft** **Estimated Total Volume Pumped: 9000 ml** **Flow Cell Volume: 90 ml** **Final Flow Rate: 200 ml/min** **Final Draw Down: 0.02 ft**	**Instrument Used: Aqua TROLL 400** **Serial Number: 968202**

Test Notes:
Metals.
Fe2+ = 0 mg/L Fe = 0 mg/L

Weather Conditions:
Sunny, 85 degrees F

Low-Flow Readings:

Date Time	Elapsed Time	pH	Temperature	Specific Conductivity	RDO Concentration	Turbidity	ORP	Depth to Water	Flow
		+/- 0.1	+/- 0.5	+/- 5 %	+/- 0.2	+/- 5	+/- 10	+/- 0.3	
8/20/2024 4:04 PM	00:00	6.65 pH	25.88 °C	624.90 µS/cm	0.54 mg/L	27.80 NTU	100.3 mV	16.53 ft	200.00 ml/min
8/20/2024 4:09 PM	05:00	6.81 pH	23.35 °C	667.66 µS/cm	0.35 mg/L	22.00 NTU	96.9 mV	16.53 ft	200.00 ml/min
8/20/2024 4:14 PM	10:00	6.84 pH	23.20 °C	672.19 µS/cm	0.68 mg/L	18.20 NTU	121.9 mV	16.53 ft	200.00 ml/min
8/20/2024 4:19 PM	15:00	6.86 pH	22.79 °C	670.00 µS/cm	0.50 mg/L	13.90 NTU	104.9 mV	16.53 ft	200.00 ml/min
8/20/2024 4:24 PM	20:00	6.85 pH	23.02 °C	673.75 µS/cm	0.53 mg/L	8.19 NTU	134.2 mV	16.53 ft	200.00 ml/min
8/20/2024 4:29 PM	25:00	6.87 pH	22.80 °C	669.19 µS/cm	0.48 mg/L	7.15 NTU	113.2 mV	16.53 ft	200.00 ml/min
8/20/2024 4:34 PM	30:00	6.87 pH	22.95 °C	668.09 µS/cm	0.43 mg/L	5.27 NTU	142.0 mV	16.53 ft	200.00 ml/min
8/20/2024 4:39 PM	35:00	6.86 pH	22.76 °C	664.93 µS/cm	0.48 mg/L	4.27 NTU	149.9 mV	16.53 ft	200.00 ml/min

Samples

Sample ID:	Description:
HAM-PT-10	Grab.

Created using VuSitu from In-Situ, Inc.

Low-Flow Test Report:

Test Date / Time: 8/21/2024 9:28:33 AM
Project: GP-Plant Hammond
Operator Name: Tristan Halterman

Location Name: PT-11 **Well Diameter: 2 in** **Casing Type: PVC** **Screen Length: 10 ft** **Top of Screen: 16.9 ft** **Total Depth: 26.9 ft** **Initial Depth to Water: 13.05 ft**	**Pump Type: Peristaltic** **Tubing Type: Polyethylene** **Pump Intake From TOC: 21.9 ft** **Estimated Total Volume Pumped: 40000 ml** **Flow Cell Volume: 90 ml** **Final Flow Rate: 200 ml/min** **Final Draw Down: 0.01 ft**	**Instrument Used: Aqua TROLL 400** **Serial Number: 968202**

Test Notes:
Metals.
Fe2+ = 0 mg/L Fe = 0 mg/L

Weather Conditions:
Sunny, 70 degrees F.

Low-Flow Readings:

Date Time	Elapsed Time	pH	Temperature	Specific Conductivity	RDO Concentration	Turbidity	ORP	Depth to Water	Flow
		+/- 0.1	+/- 0.5	+/- 5 %	+/- 0.2	+/- 5	+/- 10	+/- 0.3	
8/21/2024 9:28 AM	00:00	6.52 pH	22.37 °C	623.82 µS/cm	0.68 mg/L	32.60 NTU	116.2 mV	13.05 ft	200.00 ml/min
8/21/2024 9:33 AM	05:00	6.77 pH	21.01 °C	664.09 µS/cm	0.60 mg/L	48.60 NTU	118.9 mV	13.05 ft	200.00 ml/min
8/21/2024 9:38 AM	10:00	6.83 pH	20.88 °C	665.81 µS/cm	0.43 mg/L	51.00 NTU	93.8 mV	13.05 ft	200.00 ml/min
8/21/2024 9:43 AM	15:00	6.84 pH	20.87 °C	662.73 µS/cm	0.41 mg/L	43.60 NTU	92.0 mV	13.05 ft	200.00 ml/min
8/21/2024 9:48 AM	20:00	6.84 pH	20.87 °C	662.25 µS/cm	0.23 mg/L	42.00 NTU	114.8 mV	13.05 ft	200.00 ml/min
8/21/2024 9:53 AM	25:00	6.84 pH	21.01 °C	652.56 µS/cm	0.38 mg/L	37.30 NTU	97.6 mV	13.05 ft	200.00 ml/min
8/21/2024 9:58 AM	30:00	6.84 pH	21.03 °C	656.12 µS/cm	0.71 mg/L	33.70 NTU	97.4 mV	13.05 ft	200.00 ml/min
8/21/2024 10:03 AM	35:00	6.84 pH	21.05 °C	653.76 µS/cm	0.67 mg/L	31.80 NTU	98.6 mV	13.05 ft	200.00 ml/min
8/21/2024 10:08 AM	40:00	6.84 pH	21.10 °C	650.65 µS/cm	0.62 mg/L	25.30 NTU	100.0 mV	13.05 ft	200.00 ml/min
8/21/2024 10:13 AM	45:00	6.83 pH	21.14 °C	651.54 µS/cm	0.36 mg/L	20.40 NTU	101.4 mV	13.05 ft	200.00 ml/min
8/21/2024 10:18 AM	50:00	6.84 pH	21.18 °C	651.14 µS/cm	0.34 mg/L	19.20 NTU	102.7 mV	13.06 ft	200.00 ml/min
8/21/2024 10:23 AM	55:00	6.84 pH	21.25 °C	652.48 µS/cm	0.33 mg/L	14.10 NTU	103.8 mV	13.06 ft	200.00 ml/min
8/21/2024 10:28 AM	01:00:00	6.84 pH	21.37 °C	644.58 µS/cm	0.30 mg/L	12.30 NTU	105.4 mV	13.06 ft	200.00 ml/min

8/21/2024 10:33 AM	01:05:00	6.83 pH	21.14 °C	652.90 µS/cm	0.26 mg/L	12.40 NTU	106.9 mV	13.06 ft	200.00 ml/min
8/21/2024 10:38 AM	01:10:00	6.83 pH	21.20 °C	645.92 µS/cm	0.23 mg/L	12.10 NTU	107.9 mV	13.07 ft	200.00 ml/min
8/21/2024 10:43 AM	01:15:00	6.83 pH	21.41 °C	647.42 µS/cm	0.21 mg/L	10.10 NTU	107.7 mV	13.07 ft	200.00 ml/min
8/21/2024 10:48 AM	01:20:00	6.83 pH	21.38 °C	646.55 µS/cm	0.19 mg/L	9.14 NTU	107.8 mV	13.07 ft	200.00 ml/min
8/21/2024 10:53 AM	01:25:00	6.83 pH	21.63 °C	640.34 µS/cm	0.17 mg/L	10.10 NTU	108.5 mV	13.07 ft	200.00 ml/min
8/21/2024 10:58 AM	01:30:00	6.83 pH	21.59 °C	641.03 µS/cm	0.15 mg/L	17.90 NTU	109.2 mV	13.07 ft	200.00 ml/min
8/21/2024 11:03 AM	01:35:00	6.84 pH	21.45 °C	639.79 µS/cm	0.14 mg/L	20.10 NTU	107.8 mV	13.07 ft	200.00 ml/min
8/21/2024 11:08 AM	01:40:00	6.83 pH	21.57 °C	638.02 µS/cm	0.30 mg/L	14.00 NTU	107.8 mV	13.07 ft	200.00 ml/min
8/21/2024 11:13 AM	01:45:00	6.84 pH	21.32 °C	641.18 µS/cm	0.14 mg/L	13.40 NTU	108.3 mV	13.07 ft	200.00 ml/min
8/21/2024 11:18 AM	01:50:00	6.83 pH	21.34 °C	643.12 µS/cm	0.12 mg/L	11.80 NTU	108.4 mV	13.07 ft	200.00 ml/min
8/21/2024 11:23 AM	01:55:00	6.83 pH	21.29 °C	638.13 µS/cm	0.15 mg/L	11.60 NTU	108.0 mV	13.07 ft	200.00 ml/min
8/21/2024 11:28 AM	02:00:00	6.83 pH	21.68 °C	635.85 µS/cm	0.17 mg/L	10.30 NTU	108.0 mV	13.07 ft	200.00 ml/min
8/21/2024 11:33 AM	02:05:00	6.83 pH	21.51 °C	618.42 µS/cm	0.15 mg/L	10.20 NTU	109.7 mV	13.07 ft	200.00 ml/min
8/21/2024 11:38 AM	02:10:00	6.82 pH	21.54 °C	632.64 µS/cm	0.14 mg/L	8.20 NTU	110.6 mV	13.07 ft	200.00 ml/min
8/21/2024 11:43 AM	02:15:00	6.83 pH	21.63 °C	644.80 µS/cm	0.09 mg/L	7.03 NTU	111.9 mV	13.07 ft	200.00 ml/min
8/21/2024 11:48 AM	02:20:00	6.83 pH	21.58 °C	639.36 µS/cm	0.10 mg/L	6.52 NTU	111.8 mV	13.07 ft	200.00 ml/min
8/21/2024 11:53 AM	02:25:00	6.82 pH	21.56 °C	642.97 µS/cm	0.11 mg/L	7.70 NTU	112.4 mV	13.07 ft	200.00 ml/min
8/21/2024 11:58 AM	02:30:00	6.84 pH	21.54 °C	641.87 µS/cm	0.11 mg/L	6.07 NTU	111.9 mV	13.07 ft	200.00 ml/min
8/21/2024 12:03 PM	02:35:00	6.82 pH	21.87 °C	646.04 µS/cm	0.08 mg/L	5.65 NTU	112.6 mV	13.07 ft	200.00 ml/min
8/21/2024 12:08 PM	02:40:00	6.82 pH	21.94 °C	656.34 µS/cm	0.08 mg/L	5.87 NTU	113.3 mV	13.07 ft	200.00 ml/min
8/21/2024 12:13 PM	02:45:00	6.82 pH	21.85 °C	653.48 µS/cm	0.13 mg/L	5.03 NTU	114.1 mV	13.07 ft	200.00 ml/min
8/21/2024 12:18 PM	02:50:00	6.82 pH	21.90 °C	658.01 µS/cm	1.20 mg/L	4.24 NTU	146.1 mV	13.07 ft	200.00 ml/min
8/21/2024 12:23 PM	02:55:00	6.83 pH	21.37 °C	659.04 µS/cm	1.39 mg/L	4.16 NTU	120.4 mV	13.06 ft	200.00 ml/min
8/21/2024 12:28 PM	03:00:00	6.82 pH	21.45 °C	676.95 µS/cm	0.17 mg/L	3.86 NTU	115.2 mV	13.06 ft	200.00 ml/min
8/21/2024 12:33 PM	03:05:00	6.83 pH	21.69 °C	665.53 µS/cm	0.16 mg/L	3.66 NTU	113.5 mV	13.06 ft	200.00 ml/min
8/21/2024 12:38 PM	03:10:00	6.82 pH	21.37 °C	660.19 µS/cm	0.12 mg/L	4.40 NTU	112.5 mV	13.06 ft	200.00 ml/min

Samples

Sample ID:	Description:

HAM-PT-11	Grab.

Low-Flow Test Report:

Test Date / Time: 8/21/2024 9:34:46 AM
Project: GP-Plant Hammond
Operator Name: Elisabeth Russell

Location Name: PT-12 **Well Diameter: 2 in** **Casing Type: PVC** **Screen Length: 10 ft** **Top of Screen: 17.3 ft** **Total Depth: 27.3 ft** **Initial Depth to Water: 12.81 ft**	**Pump Type: peri** **Tubing Type: Polyethylene** **Pump Intake From TOC: 22 ft** **Estimated Total Volume Pumped: 39.5 liter** **Flow Cell Volume: 90 ml** **Final Flow Rate: 200 ml/min** **Final Draw Down: 0.02 ft**	**Instrument Used: Aqua TROLL 400** **Serial Number: 965586**

Test Notes:
Metals.
Fe = 0 mg/l Fe2+ = 0 mg/L.

Weather Conditions:
Sunny, 80 degrees F.

Low-Flow Readings:

Date Time	Elapsed Time	pH	Temperature	Specific Conductivity	RDO Concentration	Turbidity	ORP	Depth to Water	Flow
		+/- 0.1	+/- 0.5	+/- 5 %	+/- 0.2	+/- 5	+/- 10	+/- 0.3	
8/21/2024 9:34 AM	00:00	6.77 pH	19.61 °C	663.10 µS/cm	0.54 mg/L	1,000,000 NTU	59.0 mV	12.81 ft	200.00 ml/min
8/21/2024 9:39 AM	05:00	6.76 pH	19.54 °C	705.81 µS/cm	0.42 mg/L	1,000,000 NTU	60.1 mV	12.81 ft	200.00 ml/min
8/21/2024 9:44 AM	10:00	6.79 pH	19.52 °C	706.47 µS/cm	0.43 mg/L	1,000,000 NTU	60.2 mV	12.83 ft	200.00 ml/min
8/21/2024 9:49 AM	15:00	6.81 pH	19.54 °C	710.86 µS/cm	0.35 mg/L	1,000,000 NTU	60.7 mV	12.83 ft	200.00 ml/min
8/21/2024 9:54 AM	20:00	6.83 pH	19.59 °C	711.61 µS/cm	0.44 mg/L	1,000,000 NTU	61.0 mV	12.83 ft	200.00 ml/min
8/21/2024 9:59 AM	25:00	6.83 pH	19.59 °C	705.66 µS/cm	0.42 mg/L	1,000,000 NTU	62.0 mV	12.83 ft	200.00 ml/min
8/21/2024 10:04 AM	30:00	6.85 pH	19.65 °C	709.78 µS/cm	0.29 mg/L	1,000,000 NTU	61.6 mV	12.83 ft	200.00 ml/min
8/21/2024 10:09 AM	35:00	6.84 pH	19.71 °C	713.72 µS/cm	0.33 mg/L	1,000,000 NTU	62.3 mV	12.83 ft	200.00 ml/min
8/21/2024 10:14 AM	40:00	6.84 pH	19.75 °C	711.28 µS/cm	0.29 mg/L	99.80 NTU	62.5 mV	12.83 ft	200.00 ml/min
8/21/2024 10:19 AM	45:00	6.84 pH	19.85 °C	711.20 µS/cm	0.36 mg/L	100.30 NTU	62.7 mV	12.83 ft	200.00 ml/min
8/21/2024 10:24 AM	50:00	6.84 pH	19.90 °C	709.98 µS/cm	0.33 mg/L	97.80 NTU	62.7 mV	12.83 ft	200.00 ml/min
8/21/2024 10:29 AM	55:00	6.83 pH	20.00 °C	707.97 µS/cm	0.33 mg/L	91.90 NTU	62.9 mV	12.83 ft	200.00 ml/min
8/21/2024 10:34 AM	01:00:00	6.83 pH	20.21 °C	708.28 µS/cm	0.34 mg/L	87.70 NTU	63.0 mV	12.83 ft	200.00 ml/min
8/21/2024 10:39 AM	01:05:00	6.46 pH	21.03 °C	666.98 µS/cm	0.66 mg/L	82.40 NTU	70.2 mV	12.83 ft	200.00 ml/min
8/21/2024 10:44 AM	01:10:00	6.44 pH	21.65 °C	683.12 µS/cm	0.11 mg/L	65.60 NTU	65.6 mV	12.83 ft	200.00 ml/min

8/21/2024 10:49 AM	01:15:00	6.69 pH	21.41 °C	696.79 µS/cm	0.08 mg/L	77.50 NTU	63.7 mV	12.83 ft	200.00 ml/min
8/21/2024 10:54 AM	01:20:00	6.75 pH	21.46 °C	698.40 µS/cm	0.20 mg/L	83.60 NTU	63.7 mV	12.83 ft	200.00 ml/min
8/21/2024 10:59 AM	01:25:00	6.75 pH	21.54 °C	700.10 µS/cm	0.23 mg/L	75.40 NTU	63.9 mV	12.83 ft	200.00 ml/min
8/21/2024 11:04 AM	01:30:00	6.78 pH	21.50 °C	696.46 µS/cm	0.27 mg/L	87.20 NTU	63.3 mV	12.83 ft	200.00 ml/min
8/21/2024 11:09 AM	01:35:00	6.80 pH	21.75 °C	695.34 µS/cm	0.09 mg/L	75.00 NTU	62.9 mV	12.83 ft	200.00 ml/min
8/21/2024 11:14 AM	01:40:00	6.81 pH	21.45 °C	698.08 µS/cm	0.07 mg/L	68.00 NTU	63.0 mV	12.83 ft	200.00 ml/min
8/21/2024 11:19 AM	01:45:00	6.81 pH	21.59 °C	697.62 µS/cm	0.07 mg/L	55.10 NTU	62.9 mV	12.83 ft	200.00 ml/min
8/21/2024 11:24 AM	01:50:00	6.81 pH	21.62 °C	696.40 µS/cm	0.06 mg/L	49.10 NTU	63.0 mV	12.83 ft	200.00 ml/min
8/21/2024 11:29 AM	01:55:00	6.81 pH	22.06 °C	697.54 µS/cm	0.06 mg/L	45.60 NTU	62.0 mV	12.83 ft	200.00 ml/min
8/21/2024 11:34 AM	02:00:00	6.81 pH	21.83 °C	693.25 µS/cm	0.06 mg/L	40.00 NTU	62.5 mV	12.83 ft	200.00 ml/min
8/21/2024 11:39 AM	02:05:00	6.81 pH	21.79 °C	695.41 µS/cm	0.06 mg/L	37.80 NTU	62.7 mV	12.83 ft	200.00 ml/min
8/21/2024 11:44 AM	02:10:00	6.81 pH	21.72 °C	696.34 µS/cm	0.06 mg/L	33.40 NTU	62.8 mV	12.83 ft	200.00 ml/min
8/21/2024 11:49 AM	02:15:00	6.81 pH	21.88 °C	697.88 µS/cm	0.06 mg/L	30.40 NTU	63.0 mV	12.83 ft	200.00 ml/min
8/21/2024 11:54 AM	02:20:00	6.81 pH	21.90 °C	699.22 µS/cm	0.06 mg/L	24.30 NTU	62.0 mV	12.83 ft	200.00 ml/min
8/21/2024 11:59 AM	02:25:00	6.81 pH	22.04 °C	699.08 µS/cm	0.06 mg/L	21.30 NTU	61.9 mV	12.83 ft	200.00 ml/min
8/21/2024 12:04 PM	02:30:00	6.81 pH	22.26 °C	695.27 µS/cm	0.06 mg/L	18.30 NTU	61.8 mV	12.83 ft	200.00 ml/min
8/21/2024 12:09 PM	02:35:00	6.81 pH	22.40 °C	695.46 µS/cm	0.06 mg/L	14.50 NTU	61.2 mV	12.83 ft	200.00 ml/min
8/21/2024 12:14 PM	02:40:00	6.82 pH	22.28 °C	690.47 µS/cm	0.05 mg/L	10.71 NTU	61.9 mV	12.83 ft	200.00 ml/min
8/21/2024 12:19 PM	02:45:00	6.82 pH	22.59 °C	694.41 µS/cm	0.06 mg/L	9.97 NTU	61.8 mV	12.83 ft	200.00 ml/min
8/21/2024 12:24 PM	02:50:00	6.83 pH	21.74 °C	695.58 µS/cm	0.06 mg/L	8.88 NTU	62.2 mV	12.83 ft	200.00 ml/min
8/21/2024 12:29 PM	02:55:00	6.83 pH	22.02 °C	706.69 µS/cm	0.25 mg/L	6.70 NTU	63.0 mV	12.83 ft	200.00 ml/min
8/21/2024 12:34 PM	03:00:00	6.83 pH	22.11 °C	669.88 µS/cm	0.16 mg/L	5.42 NTU	62.8 mV	12.83 ft	200.00 ml/min
8/21/2024 12:39 PM	03:05:00	6.84 pH	22.01 °C	704.74 µS/cm	0.08 mg/L	3.11 NTU	61.5 mV	12.83 ft	200.00 ml/min
8/21/2024 12:44 PM	03:10:00	6.84 pH	22.22 °C	700.15 µS/cm	0.06 mg/L	2.92 NTU	63.3 mV	12.83 ft	200.00 ml/min

Samples

Sample ID:	Description:
HAM-PT-12	

Created using VuSitu from In-Situ, Inc.

Low-Flow Test Report:

Test Date / Time: 8/20/2024 11:20:38 AM
Project: GP-Plant Hammond
Operator Name: Elisabeth Russell

Location Name: PT-13 **Well Diameter: 2 in** **Casing Type: PVC** **Screen Length: 10 ft** **Top of Screen: 35.3 ft** **Total Depth: 45.3 ft** **Initial Depth to Water: 25.3 ft**	**Pump Type: Bladder** **Tubing Type: Polyethylene** **Pump Intake From TOC: 49 ft** **Estimated Total Volume Pumped: 7 liter** **Flow Cell Volume: 90 ml** **Final Flow Rate: 200 ml/min** **Final Draw Down: 0.15 ft**	**Instrument Used: Aqua TROLL 400** **Serial Number: 965586**

Test Notes:
Metals.
Fe > 7 mg/L Fe2+ > 10mg/L.

Weather Conditions:
Sunny, 80 degrees F.

Low-Flow Readings:

Date Time	Elapsed Time	pH	Temperature	Specific Conductivity	RDO Concentration	Turbidity	ORP	Depth to Water	Flow
		+/- 0.1	+/- 0.5	+/- 5 %	+/- 0.2	+/- 5	+/- 10	+/- 0.3	
8/20/2024 11:20 AM	00:00	6.52 pH	21.99 °C	800.23 µS/cm	1.78 mg/L	80.10 NTU	-1.8 mV	25.45 ft	200.00 ml/min
8/20/2024 11:25 AM	05:00	6.55 pH	22.10 °C	795.34 µS/cm	1.39 mg/L	21.00 NTU	-19.8 mV	25.45 ft	200.00 ml/min
8/20/2024 11:30 AM	10:00	6.57 pH	22.04 °C	797.08 µS/cm	1.22 mg/L	17.50 NTU	-35.6 mV	25.45 ft	200.00 ml/min
8/20/2024 11:35 AM	15:00	6.59 pH	21.94 °C	794.09 µS/cm	1.13 mg/L	8.50 NTU	-45.8 mV	25.45 ft	200.00 ml/min
8/20/2024 11:40 AM	20:00	6.60 pH	21.86 °C	795.04 µS/cm	1.06 mg/L	7.76 NTU	-54.0 mV	25.45 ft	200.00 ml/min
8/20/2024 11:45 AM	25:00	6.61 pH	21.84 °C	794.28 µS/cm	1.00 mg/L	5.56 NTU	-58.2 mV	25.45 ft	200.00 ml/min
8/20/2024 11:50 AM	30:00	6.62 pH	21.82 °C	794.29 µS/cm	0.97 mg/L	3.99 NTU	-61.6 mV	25.45 ft	200.00 ml/min

Samples

Sample ID:	Description:
HAM-PT-13	Grab.

Created using VuSitu from In-Situ, Inc.

Low-Flow Test Report:

Test Date / Time: 8/20/2024 11:28:14 AM
Project: GP-Plant Hammond
Operator Name: Tristan Halterman

Location Name: PT-14 **Well Diameter: 2 in** **Casing Type: PVC** **Screen Length: 10 ft** **Top of Screen: 35.3 ft** **Total Depth: 45.3 ft** **Initial Depth to Water: 25.34 ft**	**Pump Type: Bladder** **Tubing Type: Polyethylene** **Pump Intake From TOC: 40.3 ft** **Estimated Total Volume Pumped: 8000 ml** **Flow Cell Volume: 90 ml** **Final Flow Rate: 200 ml/min** **Final Draw Down: 0.14 ft**	**Instrument Used: Aqua TROLL 400** **Serial Number: 968202**

Test Notes:
Metals.
Fe2+ = 3.0 mg/L Fe = 4.0 mg/L

Weather Conditions:
Sunny, windy, 80 degrees F.

Low-Flow Readings:

Date Time	Elapsed Time	pH	Temperature	Specific Conductivity	RDO Concentration	Turbidity	ORP	Depth to Water	Flow
		+/- 0.1	+/- 0.5	+/- 5 %	+/- 0.2	+/- 5	+/- 10	+/- 0.3	
8/20/2024 11:28 AM	00:00	6.55 pH	21.63 °C	844.11 µS/cm	2.21 mg/L	5.40 NTU	-67.4 mV	25.50 ft	200.00 ml/min
8/20/2024 11:33 AM	05:00	6.66 pH	21.21 °C	837.67 µS/cm	1.90 mg/L	5.27 NTU	-73.0 mV	25.50 ft	200.00 ml/min
8/20/2024 11:38 AM	10:00	6.69 pH	21.10 °C	840.13 µS/cm	1.75 mg/L	1.83 NTU	-80.8 mV	25.48 ft	200.00 ml/min
8/20/2024 11:43 AM	15:00	6.72 pH	21.13 °C	838.26 µS/cm	1.57 mg/L	1.82 NTU	-78.0 mV	25.48 ft	200.00 ml/min
8/20/2024 11:48 AM	20:00	6.72 pH	21.09 °C	837.50 µS/cm	1.56 mg/L	1.24 NTU	-83.6 mV	25.48 ft	200.00 ml/min
8/20/2024 11:53 AM	25:00	6.74 pH	21.01 °C	835.42 µS/cm	1.48 mg/L	1.98 NTU	-85.0 mV	25.48 ft	200.00 ml/min
8/20/2024 11:58 AM	30:00	6.75 pH	21.02 °C	834.47 µS/cm	1.51 mg/L	1.12 NTU	-81.1 mV	25.48 ft	200.00 ml/min

Samples

Sample ID:	Description:
HAM-PT-14	Grab.

Created using VuSitu from In-Situ, Inc.

Low-Flow Test Report:

Test Date / Time: 8/20/2024 12:50:18 PM
Project: GP-Plant Hammond
Operator Name: Elisabeth Russell

Location Name: PT-15 **Well Diameter: 2 in** **Casing Type: PVC** **Screen Length: 10 ft** **Top of Screen: 35.3 ft** **Total Depth: 45.3 ft** **Initial Depth to Water: 25.3 ft**	**Pump Type: Bladder** **Tubing Type: Polyethylene** **Pump Intake From TOC: 40 ft** **Estimated Total Volume Pumped: 6.5 liter** **Flow Cell Volume: 90 ml** **Final Flow Rate: 200 ml/min** **Final Draw Down: 0 ft**	**Instrument Used: Aqua TROLL 400** **Serial Number: 965586**

Test Notes:
Metals.
Fe = 5 mg/L Fe2+ = 2.5 mg/L.

Weather Conditions:
Sunny, 80 degrees F.

Low-Flow Readings:

Date Time	Elapsed Time	pH	Temperature	Specific Conductivity	RDO Concentration	Turbidity	ORP	Depth to Water	Flow
		+/- 0.1	+/- 0.5	+/- 5 %	+/- 0.2	+/- 5	+/- 10	+/- 0.3	
8/20/2024 12:50 PM	00:00	6.63 pH	24.33 °C	728.98 µS/cm	1.59 mg/L	14.60 NTU	-54.3 mV	25.30 ft	200.00 ml/min
8/20/2024 12:55 PM	05:00	6.66 pH	22.53 °C	744.15 µS/cm	1.23 mg/L	7.74 NTU	-62.0 mV	25.30 ft	200.00 ml/min
8/20/2024 1:00 PM	10:00	6.69 pH	22.26 °C	745.08 µS/cm	1.15 mg/L	4.83 NTU	-64.2 mV	25.30 ft	200.00 ml/min
8/20/2024 1:05 PM	15:00	6.70 pH	22.17 °C	741.49 µS/cm	0.94 mg/L	3.66 NTU	-64.5 mV	25.30 ft	200.00 ml/min
8/20/2024 1:10 PM	20:00	6.71 pH	22.03 °C	739.57 µS/cm	0.88 mg/L	3.90 NTU	-64.4 mV	25.30 ft	200.00 ml/min
8/20/2024 1:15 PM	25:00	6.72 pH	21.99 °C	741.05 µS/cm	0.91 mg/L	4.97 NTU	-63.2 mV	25.30 ft	200.00 ml/min
8/20/2024 1:20 PM	30:00	6.72 pH	21.77 °C	740.25 µS/cm	0.77 mg/L	4.41 NTU	-64.1 mV	25.30 ft	200.00 ml/min

Samples

Sample ID:	Description:
HAM-PT-15	Grab
HAM-AP1-FD-01	Grab.

Low-Flow Test Report:

Test Date / Time: 9/5/2024 2:17:52 PM
Project: GP Plant Hammond
Operator Name: Jacob Tracy

Location Name: INW-03 **Well Diameter: 2 in** **Casing Type: PVC** **Screen Length: 10 ft** **Top of Screen: 17.4 ft** **Total Depth: 27.4 ft** **Initial Depth to Water: 13.56 ft**	**Pump Type: Peristaltic** **Tubing Type: Poly** **Pump Intake From TOC: 22.4 ft** **Estimated Total Volume Pumped: 3 liter** **Flow Cell Volume: 90 ml** **Final Flow Rate: 200 ml/min** **Final Draw Down: 0 ft**	**Instrument Used: Aqua TROLL 400** **Serial Number: 883553**

Test Notes:
Field parameters only, no sample.

Weather Conditions:
Sunny, 85F.

Low-Flow Readings:

Date Time	Elapsed Time	pH	Temperature	Specific Conductivity	RDO Concentration	Turbidity	ORP	Depth to Water	Flow
		+/- 0.1	+/- 0.5	+/- 5 %	+/- 0.2	+/- 10	+/- 1	+/- 0.3	
9/5/2024 2:17 PM	00:00	8.14 pH	22.04 °C	431.54 µS/cm	0.20 mg/L	23.30 NTU	19.5 mV	13.56 ft	200.00 ml/min
9/5/2024 2:22 PM	05:00	7.56 pH	21.17 °C	651.03 µS/cm	0.11 mg/L	12.10 NTU	-150.7 mV	13.56 ft	200.00 ml/min
9/5/2024 2:27 PM	10:00	7.50 pH	21.03 °C	763.29 µS/cm	0.07 mg/L	9.03 NTU	-119.9 mV	13.56 ft	200.00 ml/min

Samples

Sample ID:	Description:

Created using VuSitu from In-Situ, Inc.

Low-Flow Test Report:

Test Date / Time: 9/5/2024 12:29:51 PM
Project: GP Plant Hammond
Operator Name: Jacob Tracy

Location Name: INW-04 **Well Diameter: 2 in** **Casing Type: PVC** **Screen Length: 10 ft** **Top of Screen: 35.3 ft** **Total Depth: 45.3 ft** **Initial Depth to Water: 25.98 ft**	**Pump Type: Bladder** **Tubing Type: Poly** **Pump Intake From TOC: 40.3 ft** **Estimated Total Volume Pumped: 4 liter** **Flow Cell Volume: 90 ml** **Final Flow Rate: 200 ml/min** **Final Draw Down: 0.06 ft**	**Instrument Used: Aqua TROLL 400** **Serial Number: 883553**

Test Notes:
Field parameters only, no sample.

Weather Conditions:
Sunny, 85F.

Low-Flow Readings:

Date Time	Elapsed Time	pH	Temperature	Specific Conductivity	RDO Concentration	Turbidity	ORP	Depth to Water	Flow
		+/- 0.1	+/- 0.5	+/- 5 %	+/- 0.2	+/- 10	+/- 1	+/- 0.3	
9/5/2024 12:29 PM	00:00	6.73 pH	21.91 °C	708.81 µS/cm	0.11 mg/L	++++	-43.5 mV	26.04 ft	200.00 ml/min
9/5/2024 12:34 PM	05:00	6.65 pH	20.85 °C	710.76 µS/cm	0.03 mg/L	++++	-43.2 mV	26.04 ft	200.00 ml/min
9/5/2024 12:39 PM	10:00	6.62 pH	21.14 °C	716.76 µS/cm	0.02 mg/L	++++	-53.9 mV	26.04 ft	200.00 ml/min

Samples

Sample ID:	Description:

Created using VuSitu from In-Situ, Inc.

Low-Flow Test Report:

Test Date / Time: 9/5/2024 1:01:52 PM
Project: GP Plant Hammond
Operator Name: Jacob Tracy

Location Name: INW-05 **Well Diameter: 2 in** **Casing Type: PVC** **Screen Length: 10 ft** **Top of Screen: 35.3 ft** **Total Depth: 45.3 ft** **Initial Depth to Water: 25.56 ft**	**Pump Type: Bladder** **Tubing Type: Poly** **Pump Intake From TOC: 40.3 ft** **Estimated Total Volume Pumped: 3 liter** **Flow Cell Volume: 90 ml** **Final Flow Rate: 200 ml/min** **Final Draw Down: 0.06 ft**	**Instrument Used: Aqua TROLL 400** **Serial Number: 883553**

Test Notes:
Field parameters only, no sample.

Weather Conditions:
Sunny, 85F.

Low-Flow Readings:

Date Time	Elapsed Time	pH	Temperature	Specific Conductivity	RDO Concentration	Turbidity	ORP	Depth to Water	Flow
		+/- 0.1	+/- 0.5	+/- 5 %	+/- 0.2	+/- 10	+/- 1	+/- 0.3	
9/5/2024 1:01 PM	00:00	6.94 pH	22.31 °C	802.19 µS/cm	0.05 mg/L	++++	-113.1 mV	25.59 ft	200.00 ml/min
9/5/2024 1:03 PM	01:10	6.95 pH	22.12 °C	802.33 µS/cm	0.06 mg/L	++++	-113.4 mV	25.56 ft	200.00 ml/min
9/5/2024 1:08 PM	06:10	7.05 pH	21.28 °C	808.51 µS/cm	0.07 mg/L	++++	-112.7 mV	25.62 ft	200.00 ml/min
9/5/2024 1:13 PM	11:10	7.07 pH	21.57 °C	811.13 µS/cm	0.07 mg/L	++++	-114.3 mV	25.62 ft	200.00 ml/min

Samples

Sample ID:	Description:

Created using VuSitu from In-Situ, Inc.

Low-Flow Test Report:

Test Date / Time: 9/4/2024 3:02:09 PM
Project: GP Plant Hammond
Operator Name: Selena Wang

Location Name: PT-07 **Well Diameter: 2 in** **Casing Type: PVC** **Screen Length: 10 ft** **Top of Screen: 37.75 ft** **Total Depth: 47.75 ft** **Initial Depth to Water: 26.21 ft**	**Pump Type: Bladder** **Tubing Type: Poly** **Pump Intake From TOC: 42.75 ft** **Estimated Total Volume Pumped: 6 liter** **Flow Cell Volume: 90 ml** **Final Flow Rate: 200 ml/min** **Final Draw Down: 0 ft**	**Instrument Used: Aqua TROLL 400** **Serial Number: 883561**

Test Notes:
Full App. III and IV and Major Ions. Fe = 5.5 mg/L Fe2+ = 2.0 mg/L.

Weather Conditions:
Sunny, 85F.

Low-Flow Readings:

Date Time	Elapsed Time	pH	Temperature	Specific Conductivity	RDO Concentration	Turbidity	ORP	Depth to Water	Flow
		+/- 0.1	+/- 0.5	+/- 5 %	+/- 0.2	+/- 10	+/- 10	+/- 0.3	
9/4/2024 3:02 PM	00:00	6.90 pH	20.88 °C	708.93 µS/cm	0.22 mg/L	6.43 NTU	-59.6 mV	26.21 ft	200.00 ml/min
9/4/2024 3:07 PM	05:00	6.89 pH	20.47 °C	726.74 µS/cm	0.16 mg/L	5.25 NTU	-59.9 mV	26.21 ft	200.00 ml/min
9/4/2024 3:12 PM	10:00	6.89 pH	20.31 °C	748.72 µS/cm	0.14 mg/L	7.26 NTU	-81.1 mV	26.21 ft	200.00 ml/min
9/4/2024 3:17 PM	15:00	6.89 pH	20.12 °C	747.35 µS/cm	0.14 mg/L	4.72 NTU	-81.0 mV	26.21 ft	200.00 ml/min
9/4/2024 3:22 PM	20:00	6.89 pH	19.95 °C	751.51 µS/cm	0.13 mg/L	3.01 NTU	-82.4 mV	26.21 ft	200.00 ml/min
9/4/2024 3:27 PM	25:00	6.88 pH	19.99 °C	752.34 µS/cm	0.13 mg/L	2.17 NTU	-83.1 mV	26.21 ft	200.00 ml/min
9/4/2024 3:32 PM	30:00	6.89 pH	20.23 °C	752.53 µS/cm	0.14 mg/L	1.66 NTU	-83.5 mV	26.21 ft	200.00 ml/min

Samples

Sample ID:	Description:
HAM-PT-07	Grab.

Low-Flow Test Report:

Test Date / Time: 9/5/2024 11:05:14 AM
Project: GP Plant Hammond
Operator Name: Jamie Newsome

Location Name: PT-08 **Well Diameter: 2 in** **Casing Type: PVC** **Screen Length: 10 ft** **Top of Screen: 31.93 ft** **Total Depth: 41.93 ft** **Initial Depth to Water: 26.12 ft**	**Pump Type: Bladder** **Tubing Type: Poly** **Pump Intake From TOC: 36.93 ft** **Estimated Total Volume Pumped: 20 liter** **Flow Cell Volume: 90 ml** **Final Flow Rate: 200 ml/min Final Draw Down: 0 ft**	**Instrument Used: Aqua TROLL 400** **Serial Number: 843593**

Test Notes:
Full App. III and IV and Major Ions. Fe = 3.5 mg/L, Fe2+= 3.0 mg/L.

Weather Conditions:
Cloudy, 80F.

Low-Flow Readings:

Date Time	Elapsed Time	pH	Temperature	Specific Conductivity	RDO Concentration	Turbidity	ORP	Depth to Water	Flow
		+/- 0.1	+/- 0.5	+/- 5 %	+/- 0.2	+/- 10	+/- 10	+/- 5	
9/5/2024 11:05 AM	00:00	6.37 pH	20.68 °C	457.60 µS/cm	6.60 mg/L	6.84 NTU	-11.6 mV	26.12 ft	200.00 ml/min
9/5/2024 11:10 AM	05:00	6.40 pH	21.06 °C	480.05 µS/cm	6.85 mg/L	6.90 NTU	-19.0 mV	26.12 ft	200.00 ml/min
9/5/2024 11:15 AM	10:00	6.45 pH	21.57 °C	478.17 µS/cm	7.64 mg/L	7.10 NTU	-26.0 mV	26.12 ft	200.00 ml/min
9/5/2024 11:20 AM	15:00	6.50 pH	21.91 °C	483.13 µS/cm	8.24 mg/L	10.90 NTU	-30.8 mV	26.12 ft	200.00 ml/min
9/5/2024 11:25 AM	20:00	6.55 pH	22.27 °C	495.41 µS/cm	8.52 mg/L	8.45 NTU	-35.7 mV	26.12 ft	200.00 ml/min
9/5/2024 11:30 AM	25:00	6.55 pH	21.66 °C	497.74 µS/cm	8.18 mg/L	17.70 NTU	-31.0 mV	26.12 ft	200.00 ml/min
9/5/2024 11:35 AM	30:00	6.54 pH	21.59 °C	503.96 µS/cm	7.92 mg/L	17.30 NTU	-27.8 mV	26.12 ft	200.00 ml/min
9/5/2024 11:40 AM	35:00	6.50 pH	21.12 °C	516.78 µS/cm	7.54 mg/L	16.40 NTU	-24.4 mV	26.12 ft	200.00 ml/min
9/5/2024 11:45 AM	40:00	6.46 pH	20.57 °C	528.78 µS/cm	6.93 mg/L	15.50 NTU	-21.2 mV	26.12 ft	200.00 ml/min
9/5/2024 11:50 AM	45:00	6.45 pH	20.39 °C	548.96 µS/cm	6.78 mg/L	14.80 NTU	-22.0 mV	26.12 ft	200.00 ml/min
9/5/2024 11:55 AM	50:00	6.44 pH	20.39 °C	558.63 µS/cm	6.50 mg/L	14.20 NTU	-22.6 mV	26.12 ft	200.00 ml/min
9/5/2024 12:00 PM	55:00	6.45 pH	20.26 °C	569.41 µS/cm	6.51 mg/L	13.00 NTU	-24.9 mV	26.12 ft	200.00 ml/min
9/5/2024 12:05 PM	01:00:00	6.46 pH	20.14 °C	577.03 µS/cm	6.43 mg/L	14.00 NTU	-25.3 mV	26.12 ft	200.00 ml/min

9/5/2024 12:10 PM	01:05:00	6.48 pH	20.05 °C	580.26 µS/cm	6.60 mg/L	11.30 NTU	-30.2 mV	26.12 ft	200.00 ml/min
9/5/2024 12:15 PM	01:10:00	6.48 pH	20.29 °C	587.20 µS/cm	6.51 mg/L	10.10 NTU	-28.9 mV	26.12 ft	200.00 ml/min
9/5/2024 12:20 PM	01:15:00	6.47 pH	20.22 °C	591.38 µS/cm	6.33 mg/L	9.76 NTU	-27.7 mV	26.12 ft	200.00 ml/min
9/5/2024 12:25 PM	01:20:00	6.49 pH	19.96 °C	593.78 µS/cm	6.47 mg/L	7.15 NTU	-31.0 mV	26.12 ft	200.00 ml/min
9/5/2024 12:30 PM	01:25:00	6.48 pH	19.86 °C	597.49 µS/cm	6.25 mg/L	6.50 NTU	-31.7 mV	26.12 ft	200.00 ml/min
9/5/2024 12:35 PM	01:30:00	6.47 pH	19.79 °C	602.00 µS/cm	6.15 mg/L	4.79 NTU	-31.9 mV	26.12 ft	200.00 ml/min
9/5/2024 12:40 PM	01:35:00	6.48 pH	20.13 °C	605.65 µS/cm	6.22 mg/L	4.81 NTU	-32.9 mV	26.12 ft	200.00 ml/min

Samples

Sample ID:	Description:
HAM-PT-08	Grab.
HAM-AP1-FD-01	Grab.

Low-Flow Test Report:

Test Date / Time: 9/4/2024 12:36:07 PM
Project: GP Plant Hammond
Operator Name: Jacob Tracy

Location Name: PT-09 **Well Diameter: 2 in** **Casing Type: PVC** **Screen Length: 10 in** **Top of Screen: 20.47 ft** **Total Depth: 30.47 ft** **Initial Depth to Water: 16.77 ft**	**Pump Type: Peristaltic** **Tubing Type: Poly** **Pump Intake From TOC: 25.47 ft** **Estimated Total Volume Pumped: 10 liter** **Flow Cell Volume: 90 ml** **Final Flow Rate: 200 ml/min** **Final Draw Down: 0 ft**	**Instrument Used: Aqua TROLL 400** **Serial Number: 883553**

Test Notes:
Full App. III and IV and Major Ions. Fe = 3.5 mg/L Fe2+= 3.0 mg/L.

Weather Conditions:
Cloudy, 80F.

Low-Flow Readings:

Date Time	Elapsed Time	pH	Temperature	Specific Conductivity	RDO Concentration	Turbidity	ORP	Depth to Water	Flow
		+/- 0.1	+/- 0.5	+/- 5 %	+/- 0.2	+/- 10	+/- 1	+/- 5	
9/4/2024 12:36 PM	00:00	6.91 pH	23.05 °C	670.50 µS/cm	0.16 mg/L	21.60 NTU	56.3 mV	16.81 in	200.00 ml/min
9/4/2024 12:41 PM	05:00	6.90 pH	21.91 °C	670.56 µS/cm	0.09 mg/L	21.00 NTU	44.4 mV	16.80 in	200.00 ml/min
9/4/2024 12:46 PM	10:00	6.88 pH	21.93 °C	662.83 µS/cm	0.06 mg/L	19.20 NTU	47.2 mV	16.77 in	200.00 ml/min
9/4/2024 12:51 PM	15:00	6.87 pH	21.94 °C	660.53 µS/cm	0.05 mg/L	12.70 NTU	48.3 mV	16.77 in	200.00 ml/min
9/4/2024 12:56 PM	20:00	6.88 pH	21.78 °C	655.44 µS/cm	0.04 mg/L	8.30 NTU	44.4 mV	16.77 in	200.00 ml/min
9/4/2024 1:01 PM	25:00	6.86 pH	21.84 °C	652.65 µS/cm	0.03 mg/L	9.80 NTU	43.0 mV	16.77 in	200.00 ml/min
9/4/2024 1:06 PM	30:00	6.86 pH	21.68 °C	649.13 µS/cm	0.02 mg/L	7.90 NTU	41.5 mV	16.77 in	200.00 ml/min
9/4/2024 1:11 PM	35:00	6.86 pH	21.64 °C	645.67 µS/cm	0.01 mg/L	6.34 NTU	41.1 mV	16.77 in	200.00 ml/min
9/4/2024 1:16 PM	40:00	6.86 pH	21.69 °C	638.06 µS/cm	0.01 mg/L	5.47 NTU	39.7 mV	16.77 in	200.00 ml/min
9/4/2024 1:21 PM	45:00	6.86 pH	21.70 °C	634.71 µS/cm	0.01 mg/L	4.74 NTU	39.1 mV	16.77 in	200.00 ml/min

Samples

Sample ID:	Description:
HAM-PT-09	Grab.

Low-Flow Test Report:

Test Date / Time: 9/4/2024 10:27:52 AM
Project: GP Plant Hammond
Operator Name: Jamie Newsome

Location Name: PT-10 **Well Diameter: 2 in** **Casing Type: PVC** **Screen Length: 10 ft** **Top of Screen: 20.47 ft** **Total Depth: 30.47 ft** **Initial Depth to Water: 16.9 ft**	**Pump Type: Peri** **Tubing Type: Poly** **Pump Intake From TOC: 25.47 ft** **Estimated Total Volume Pumped: 14 liter** **Flow Cell Volume: 90 ml** **Final Flow Rate: 200 ml/min** **Final Draw Down: 0 ft**	**Instrument Used: Aqua TROLL 400** **Serial Number: 843593**

Test Notes:
Full App. III and IV and Major ions. Fe = 0 mg/L, Fe2+ = 0 mg/L.

Weather Conditions:
Sunny, 75F.

Low-Flow Readings:

Date Time	Elapsed Time	pH	Temperature	Specific Conductivity	RDO Concentration	Turbidity	ORP	Depth to Water	Flow
		+/- 0.1	+/- 0.5	+/- 5 %	+/- 0.2	+/- 10	+/- 10	+/- 5	
9/4/2024 10:27 AM	00:00	6.96 pH	20.46 °C	693.86 µS/cm	1.22 mg/L	10.50 NTU	99.5 mV	16.90 ft	200.00 ml/min
9/4/2024 10:32 AM	05:00	6.96 pH	20.70 °C	680.23 µS/cm	0.20 mg/L	10.07 NTU	109.2 mV	16.90 ft	200.00 ml/min
9/4/2024 10:37 AM	10:00	6.95 pH	20.84 °C	680.18 µS/cm	0.38 mg/L	5.23 NTU	120.4 mV	16.90 ft	200.00 ml/min
9/4/2024 10:42 AM	15:00	6.95 pH	20.81 °C	681.36 µS/cm	2.58 mg/L	4.67 NTU	136.8 mV	16.90 ft	200.00 ml/min
9/4/2024 10:47 AM	20:00	6.95 pH	20.91 °C	678.90 µS/cm	1.15 mg/L	4.32 NTU	157.3 mV	16.90 ft	200.00 ml/min
9/4/2024 10:52 AM	25:00	6.95 pH	21.41 °C	682.45 µS/cm	0.35 mg/L	3.03 NTU	188.3 mV	16.90 ft	200.00 ml/min
9/4/2024 10:57 AM	30:00	6.96 pH	21.48 °C	678.97 µS/cm	0.60 mg/L	2.74 NTU	286.0 mV	16.90 ft	200.00 ml/min
9/4/2024 11:02 AM	35:00	6.96 pH	21.65 °C	674.58 µS/cm	0.62 mg/L	2.42 NTU	319.5 mV	16.90 ft	200.00 ml/min
9/4/2024 11:07 AM	40:00	6.95 pH	21.69 °C	672.04 µS/cm	0.33 mg/L	2.16 NTU	357.7 mV	16.90 ft	200.00 ml/min
9/4/2024 11:12 AM	45:00	6.97 pH	21.41 °C	675.96 µS/cm	1.21 mg/L	2.19 NTU	371.1 mV	16.90 ft	200.00 ml/min
9/4/2024 11:17 AM	50:00	6.97 pH	21.95 °C	675.84 µS/cm	0.79 mg/L	2.07 NTU	288.3 mV	16.90 ft	200.00 ml/min
9/4/2024 11:22 AM	55:00	6.97 pH	21.95 °C	671.15 µS/cm	0.48 mg/L	1.83 NTU	319.5 mV	16.90 ft	200.00 ml/min
9/4/2024 11:27 AM	01:00:00	6.96 pH	22.00 °C	666.48 µS/cm	0.48 mg/L	1.45 NTU	424.3 mV	16.90 ft	200.00 ml/min

9/4/2024 11:32 AM	01:05:00	6.96 pH	22.00 °C	662.09 µS/cm	0.42 mg/L	1.36 NTU	410.2 mV	16.90 ft	200.00 ml/min

Samples

Sample ID:	Description:
HAM-PT-10	Grab.

Created using VuSitu from In-Situ, Inc.

Low-Flow Test Report:

Test Date / Time: 9/4/2024 10:25:07 AM
Project: GP Plant Hammond
Operator Name: Jacob Tracy

Location Name: PT-11 **Well Diameter: 2 in** **Casing Type: PVC** **Screen Length: 10 ft** **Top of Screen: 16.9 ft** **Total Depth: 26.9 ft** **Initial Depth to Water: 13.34 ft**	**Pump Type: Peristaltic** **Tubing Type: Poly** **Pump Intake From TOC: 21.9 ft** **Estimated Total Volume Pumped: 13 liter** **Flow Cell Volume: 90 ml** **Final Flow Rate: 200 ml/min** **Final Draw Down: 0.05 ft**	**Instrument Used: Aqua TROLL 400** **Serial Number: 883553**

Test Notes:
Full App. III and IV and Major Ions. Fe = 0.3 mg/L Fe2+ = 0 mg/L.

Weather Conditions:
Sunny, 75F.

Low-Flow Readings:

Date Time	Elapsed Time	pH	Temperature	Specific Conductivity	RDO Concentration	Turbidity	ORP	Depth to Water	Flow
		+/- 0.1	+/- 0.5	+/- 5 %	+/- 0.2	+/- 10	+/- 1	+/- 5	
9/4/2024 10:25 AM	00:00	7.00 pH	21.55 °C	671.07 µS/cm	0.28 mg/L		99.9 mV	13.35 in	200.00 ml/min
9/4/2024 10:26 AM	01:44	6.99 pH	21.46 °C	670.96 µS/cm	0.23 mg/L		101.1 mV	13.35 in	200.00 ml/min
9/4/2024 10:27 AM	02:08	6.99 pH	21.51 °C	669.05 µS/cm	0.22 mg/L	31.30 NTU	100.0 mV	13.35 in	200.00 ml/min
9/4/2024 10:32 AM	07:08	6.97 pH	21.47 °C	665.26 µS/cm	0.14 mg/L	38.20 NTU	69.8 mV	13.39 in	200.00 ml/min
9/4/2024 10:37 AM	12:08	6.97 pH	21.42 °C	661.53 µS/cm	0.10 mg/L	32.70 NTU	78.1 mV	13.39 in	200.00 ml/min
9/4/2024 10:42 AM	17:08	6.96 pH	21.24 °C	660.19 µS/cm	0.06 mg/L	26.50 NTU	73.0 mV	13.39 in	200.00 ml/min
9/4/2024 10:47 AM	22:08	6.97 pH	21.37 °C	658.53 µS/cm	0.04 mg/L	23.40 NTU	68.3 mV	13.39 in	200.00 ml/min
9/4/2024 10:52 AM	27:08	6.96 pH	21.33 °C	655.73 µS/cm	0.03 mg/L	18.10 NTU	65.3 mV	13.39 in	200.00 ml/min
9/4/2024 10:57 AM	32:08	6.95 pH	21.42 °C	647.23 µS/cm	0.02 mg/L	16.90 NTU	63.4 mV	13.39 in	200.00 ml/min
9/4/2024 11:02 AM	37:08	6.96 pH	21.43 °C	643.57 µS/cm	0.01 mg/L	12.40 NTU	61.3 mV	13.39 in	200.00 ml/min
9/4/2024 11:07 AM	42:08	6.96 pH	21.47 °C	637.70 µS/cm	0.01 mg/L	9.80 NTU	59.4 mV	13.39 in	200.00 ml/min
9/4/2024 11:12 AM	47:08	6.95 pH	21.55 °C	636.79 µS/cm	0.01 mg/L	8.78 NTU	58.4 mV	13.39 in	200.00 ml/min
9/4/2024 11:17 AM	52:08	6.95 pH	21.64 °C	628.29 µS/cm	0.00 mg/L	8.02 NTU	57.1 mV	13.39 in	200.00 ml/min
9/4/2024 11:22 AM	57:08	6.94 pH	21.64 °C	625.87 µS/cm	0.00 mg/L	6.23 NTU	56.6 mV	13.39 in	200.00 ml/min
9/4/2024 11:27 AM	01:02:08	6.95 pH	21.51 °C	619.84 µS/cm	0.00 mg/L	4.82 NTU	55.4 mV	13.39 in	200.00 ml/min

Samples

Sample ID:	Description:
HAM-PT-11	Grab.

Low-Flow Test Report:

Test Date / Time: 9/4/2024 2:56:13 PM
Project: GP Plant Hammond
Operator Name: Jacob Tracy

Location Name: PT-12 **Well Diameter: 2 in** **Casing Type: PVC** **Screen Length: 10 ft** **Top of Screen: 17.3 ft** **Total Depth: 27.3 ft** **Initial Depth to Water: 13.23 ft**	**Pump Type: Peristaltic** **Tubing Type: Poly** **Pump Intake From TOC: 22.3 ft** **Estimated Total Volume Pumped: 7 liter** **Flow Cell Volume: 90 ml** **Final Flow Rate: 200 ml/min** **Final Draw Down: 0.04 ft**	**Instrument Used: Aqua TROLL 400** **Serial Number: 883553**

Test Notes:
Full App. III and IV and Major Ions. Fe = 0 mg/L Fe2+ = 0 mg/L.

Weather Conditions:
Sunny, 75F.

Low-Flow Readings:

Date Time	Elapsed Time	pH	Temperature	Specific Conductivity	RDO Concentration	Turbidity	ORP	Depth to Water	Flow
		+/- 0.1	+/- 0.5	+/- 5 %	+/- 0.2	+/- 10	+/- 1	+/- 0.3	
9/4/2024 2:56 PM	00:00	6.61 pH	23.08 °C	655.25 µS/cm	0.38 mg/L		81.3 mV	13.23 ft	200.00 ml/min
9/4/2024 2:57 PM	01:45	6.65 pH	22.35 °C	665.88 µS/cm	0.28 mg/L	11.10 NTU	70.6 mV	13.27 ft	200.00 ml/min
9/4/2024 3:02 PM	06:45	6.77 pH	22.31 °C	675.15 µS/cm	0.12 mg/L	7.89 NTU	46.8 mV	13.27 ft	200.00 ml/min
9/4/2024 3:07 PM	11:45	6.87 pH	22.13 °C	677.59 µS/cm	0.05 mg/L	6.25 NTU	45.2 mV	13.27 ft	200.00 ml/min
9/4/2024 3:12 PM	16:45	6.88 pH	22.32 °C	672.96 µS/cm	0.03 mg/L	7.07 NTU	42.5 mV	13.27 ft	200.00 ml/min
9/4/2024 3:17 PM	21:45	6.89 pH	22.11 °C	673.11 µS/cm	0.02 mg/L	6.30 NTU	40.1 mV	13.27 ft	200.00 ml/min
9/4/2024 3:22 PM	26:45	6.89 pH	21.69 °C	672.21 µS/cm	0.01 mg/L	5.34 NTU	37.8 mV	13.27 ft	200.00 ml/min
9/4/2024 3:27 PM	31:45	6.88 pH	21.94 °C	669.56 µS/cm	0.01 mg/L	4.42 NTU	37.1 mV	13.27 ft	200.00 ml/min

Samples

Sample ID:	Description:
HAM-PT-12	Grab.

Low-Flow Test Report:

Created using VuSitu from In-Situ, Inc.

Test Date / Time: 9/4/2024 3:28:31 PM
Project: GP Plant Hammond
Operator Name: Jamie Newsome

Location Name: PT-13 **Well Diameter: 2 in** **Casing Type: PVC** **Screen Length: 10 ft** **Top of Screen: 35.3 ft** **Total Depth: 45.3 ft** **Initial Depth to Water: 26.17 ft**	**Pump Type: Bladder** **Tubing Type: Poly** **Pump Intake From TOC: 40.30 ft** **Estimated Total Volume Pumped: 7 liter** **Flow Cell Volume: 90 ml** **Final Flow Rate: 200 ml/min** **Final Draw Down: 0 ft**	**Instrument Used: Aqua TROLL 400** **Serial Number: 843593**

Test Notes:
Full App. III and IV and Major Ions. Fe = 6.0 mg/L, Fe2+ = 5.5 mg/L.

Weather Conditions:
Sunny, 95F.

Low-Flow Readings:

Date Time	Elapsed Time	pH	Temperature	Specific Conductivity	RDO Concentration	Turbidity	ORP	Depth to Water	Flow
		+/- 0.1	+/- 0.5	+/- 5 %	+/- 0.2	+/- 10	+/- 10	+/- 5	
9/4/2024 3:28 PM	00:00	6.93 pH	21.85 °C	754.28 µS/cm	0.43 mg/L	27.10 NTU	-97.1 mV	26.17 ft	200.00 ml/min
9/4/2024 3:33 PM	05:00	6.88 pH	21.33 °C	766.33 µS/cm	0.22 mg/L	28.90 NTU	-93.2 mV	26.17 ft	200.00 ml/min
9/4/2024 3:38 PM	10:00	6.88 pH	20.66 °C	767.74 µS/cm	0.15 mg/L	16.00 NTU	-96.9 mV	26.17 ft	200.00 ml/min
9/4/2024 3:43 PM	15:00	6.87 pH	20.60 °C	771.05 µS/cm	0.12 mg/L	12.10 NTU	-97.5 mV	26.17 ft	200.00 ml/min
9/4/2024 3:48 PM	20:00	6.86 pH	20.75 °C	766.86 µS/cm	0.10 mg/L	11.70 NTU	-95.0 mV	26.17 ft	200.00 ml/min
9/4/2024 3:53 PM	25:00	6.85 pH	20.75 °C	769.54 µS/cm	0.08 mg/L	11.05 NTU	-97.3 mV	26.17 ft	200.00 ml/min
9/4/2024 3:58 PM	30:00	6.83 pH	20.80 °C	768.27 µS/cm	0.08 mg/L	7.51 NTU	-96.3 mV	26.17 ft	200.00 ml/min
9/4/2024 4:03 PM	35:00	6.82 pH	20.77 °C	765.04 µS/cm	0.06 mg/L	4.65 NTU	-95.5 mV	26.17 ft	200.00 ml/min

Samples

Sample ID:	Description:
HAM-PT-13	Grab.

Created using VuSitu from In-Situ, Inc.

Low-Flow Test Report:

Test Date / Time: 9/5/2024 11:05:17 AM
Project: GP Plant Hammond
Operator Name: Jacob Tracy

Location Name: PT-14 **Well Diameter: 2 in** **Casing Type: PVC** **Screen Length: 10 ft** **Top of Screen: 35.3 ft** **Total Depth: 45.3 ft** **Initial Depth to Water: 25.98 ft**	**Pump Type: Bladder** **Tubing Type: Poly** **Pump Intake From TOC: 40.3 ft** **Estimated Total Volume Pumped: 7 liter** **Flow Cell Volume: 90 ml** **Final Flow Rate: 200 ml/min** **Final Draw Down: 0 ft**	**Instrument Used: Aqua TROLL 400** **Serial Number: 883553**

Test Notes:
Full App. III and IV and Major Ions. Fe = 6.0 mg/L Fe2+ = 6.4 mg/L.

Weather Conditions:
Sunny, 95F.

Low-Flow Readings:

Date Time	Elapsed Time	pH	Temperature	Specific Conductivity	RDO Concentration	Turbidity	ORP	Depth to Water	Flow
		+/- 0.1	+/- 0.5	+/- 5 %	+/- 0.2	+/- 10	+/- 1	+/- 0.3	
9/5/2024 11:05 AM	00:00	7.01 pH	20.67 °C	824.57 µS/cm	0.16 mg/L	7.71 NTU	-67.8 mV	25.98 ft	200.00 ml/min
9/5/2024 11:10 AM	05:00	6.97 pH	20.56 °C	826.38 µS/cm	0.12 mg/L	7.32 NTU	-69.4 mV	25.98 ft	200.00 ml/min
9/5/2024 11:15 AM	10:00	6.99 pH	20.46 °C	826.22 µS/cm	0.09 mg/L	4.68 NTU	-66.8 mV	25.98 ft	200.00 ml/min
9/5/2024 11:20 AM	15:00	6.98 pH	20.53 °C	827.41 µS/cm	0.07 mg/L	2.23 NTU	-71.6 mV	25.98 ft	200.00 ml/min
9/5/2024 11:25 AM	20:00	6.99 pH	20.57 °C	826.11 µS/cm	0.07 mg/L	2.10 NTU	-72.3 mV	25.98 ft	200.00 ml/min
9/5/2024 11:30 AM	25:00	6.98 pH	20.59 °C	825.88 µS/cm	0.06 mg/L	1.76 NTU	-73.9 mV	25.98 ft	200.00 ml/min
9/5/2024 11:35 AM	30:00	6.99 pH	20.59 °C	826.47 µS/cm	0.05 mg/L	1.70 NTU	-73.9 mV	25.98 ft	200.00 ml/min

Samples

Sample ID:	Description:
HAM-PT-14	Grab.

Low-Flow Test Report:

Test Date / Time: 9/4/2024 3:28:31 PM
Project: GP Plant Hammond
Operator Name: Jamie Newsome

Location Name: PT-15 **Well Diameter: 2 in** **Casing Type: PVC** **Screen Length: 10 ft** **Top of Screen: 35.3 ft** **Total Depth: 45.3 ft** **Initial Depth to Water: 25.82 ft**	**Pump Type: Bladder** **Tubing Type: Poly** **Pump Intake From TOC: 40.30 ft** **Estimated Total Volume Pumped: 8 liter** **Flow Cell Volume: 90 ml** **Final Flow Rate: 200 ml/min** **Final Draw Down: 0 ft**	**Instrument Used: Aqua TROLL 400** **Serial Number: 843593**

Test Notes:
Full App. III and IV and Major Ions. Fe = 4.5 mg/L, Fe2+ = 2.0 mg/L.

Weather Conditions:
Sunny, 95F.

Low-Flow Readings:

Date Time	Elapsed Time	pH	Temperature	Specific Conductivity	RDO Concentration	Turbidity	ORP	Depth to Water	Flow
		+/- 0.1	+/- 0.5	+/- 5 %	+/- 0.2	+/- 10	+/- 10	+/- 5	
9/4/2024 3:28 PM	00:00	6.93 pH	21.85 °C	754.28 µS/cm	0.43 mg/L	27.10 NTU	-97.1 mV	25.82 ft	200.00 ml/min
9/4/2024 3:33 PM	05:00	6.88 pH	21.33 °C	766.33 µS/cm	0.22 mg/L	28.90 NTU	-93.2 mV	25.82 ft	200.00 ml/min
9/4/2024 3:38 PM	10:00	6.88 pH	20.66 °C	767.74 µS/cm	0.15 mg/L	16.00 NTU	-96.9 mV	25.82 ft	200.00 ml/min
9/4/2024 3:43 PM	15:00	6.87 pH	20.60 °C	771.05 µS/cm	0.12 mg/L	12.10 NTU	-97.5 mV	25.82 ft	200.00 ml/min
9/4/2024 3:48 PM	20:00	6.86 pH	20.75 °C	766.86 µS/cm	0.10 mg/L	11.70 NTU	-95.0 mV	25.82 ft	200.00 ml/min
9/4/2024 3:53 PM	25:00	6.85 pH	20.75 °C	769.54 µS/cm	0.08 mg/L	11.05 NTU	-97.3 mV	25.82 ft	200.00 ml/min
9/4/2024 3:58 PM	30:00	6.83 pH	20.80 °C	768.27 µS/cm	0.08 mg/L	7.51 NTU	-96.3 mV	25.82 ft	200.00 ml/min
9/4/2024 4:03 PM	35:00	6.82 pH	20.77 °C	765.04 µS/cm	0.06 mg/L	4.65 NTU	-95.5 mV	25.82 ft	200.00 ml/min

Samples

Sample ID:	Description:
HAM-PT-15	Grab.

Low-Flow Test Report:

Test Date / Time: 9/24/2024 3:50:23 PM
Project: GP-Plant Hammond
Operator Name: Jacob Tracy

Location Name: PT-07 **Well Diameter: 2 in** **Casing Type: PVC** **Screen Length: 10 ft** **Top of Screen: 38 ft** **Total Depth: 48.0 ft** **Initial Depth to Water: 27.29 ft**	**Pump Type: Bladder** **Tubing Type: Polyethylene** **Pump Intake From TOC: 43.0 ft** **Estimated Total Volume Pumped: 7 liter** **Flow Cell Volume: 90 ml** **Final Flow Rate: 200 ml/min** **Final Draw Down: 0.06 ft**	**Instrument Used: Aqua TROLL 400** **Serial Number: 1082822**

Test Notes:
Appendix III & IV + Total Arsenic. Ferrous Iron: 0 mg/L, Total Iron: 1.0 mg/L.

Low-Flow Readings:

Date Time	Elapsed Time	pH	Temperature	Specific Conductivity	RDO Concentration	Turbidity	ORP	Depth to Water	Flow
		+/- 0.1	+/- 0.5	+/- 5 %	+/- 0.2	+/- 5	+/- 1	+/- 0.3	
9/24/2024 3:50 PM	00:00	6.63 pH	25.86 °C	746.48 µS/cm	0.55 mg/L	8.85 NTU	11.0 mV	27.32 ft	200.00 ml/min
9/24/2024 3:55 PM	05:00	6.61 pH	22.98 °C	740.14 µS/cm	0.54 mg/L	7.15 NTU	14.3 mV	27.35 ft	200.00 ml/min
9/24/2024 4:00 PM	10:00	6.61 pH	22.29 °C	738.24 µS/cm	0.39 mg/L	2.96 NTU	17.7 mV	27.35 ft	200.00 ml/min
9/24/2024 4:05 PM	15:00	6.61 pH	22.17 °C	731.94 µS/cm	0.33 mg/L	2.42 NTU	16.2 mV	27.35 ft	200.00 ml/min
9/24/2024 4:10 PM	20:00	6.61 pH	22.18 °C	724.28 µS/cm	0.31 mg/L	1.58 NTU	17.9 mV	27.35 ft	200.00 ml/min
9/24/2024 4:15 PM	25:00	6.61 pH	22.14 °C	719.88 µS/cm	0.29 mg/L	1.06 NTU	21.7 mV	27.35 ft	200.00 ml/min
9/24/2024 4:20 PM	30:00	6.61 pH	22.16 °C	716.65 µS/cm	0.28 mg/L	0.54 NTU	18.7 mV	27.35 ft	200.00 ml/min

Samples

Sample ID:	Description:
HAM-PT-07	Grab.

Low-Flow Test Report:

Test Date / Time: 9/24/2024 12:31:28 PM
Project: GP-Plant Hammond
Operator Name: Zain W.

Location Name: PT-08 **Well Diameter: 2 in** **Casing Type: PVC** **Screen Length: 10 ft** **Top of Screen: 32.2 ft** **Total Depth: 42.2 ft** **Initial Depth to Water: 26.39 ft**	**Pump Type: Bladder** **Tubing Type: Polyethylene** **Pump Intake From TOC: 37.2 ft** **Estimated Total Volume Pumped: 18 liter** **Flow Cell Volume: 90 ml** **Final Flow Rate: 150 ml/min** **Final Draw Down: 0 ft**	**Instrument Used: Aqua TROLL 400** **Serial Number: 1120055**

Test Notes:
Appendix III & IV + Total Arsenic. Ferrous Iron: 2.5 mg/L, Total Iron: 5.0 mg/L.

Weather Conditions:
Sunny, 90 degrees F.

Low-Flow Readings:

Date Time	Elapsed Time	pH	Temperature	Specific Conductivity	RDO Concentration	Turbidity	ORP	Depth to Water	Flow
		+/- 0.1	+/- 0.5	+/- 5 %	+/- 0.2	+/- 5	+/- 10	+/- 0.3	
9/24/2024 12:31 PM	00:00	6.56 pH	22.52 °C	561.58 µS/cm	6.35 mg/L	103.00 NTU	134.0 mV	26.39 ft	150.00 ml/min
9/24/2024 12:36 PM	05:00	6.59 pH	21.91 °C	593.88 µS/cm	5.62 mg/L	106.00 NTU	54.5 mV	26.39 ft	150.00 ml/min
9/24/2024 12:41 PM	10:00	6.62 pH	21.73 °C	621.77 µS/cm	4.82 mg/L	98.90 NTU	59.9 mV	26.39 ft	150.00 ml/min
9/24/2024 12:46 PM	15:00	6.62 pH	21.73 °C	631.63 µS/cm	4.28 mg/L	97.40 NTU	41.5 mV	26.39 ft	150.00 ml/min
9/24/2024 12:51 PM	20:00	6.61 pH	21.76 °C	638.19 µS/cm	4.08 mg/L	96.00 NTU	36.5 mV	26.39 ft	150.00 ml/min
9/24/2024 12:56 PM	25:00	6.61 pH	21.73 °C	629.27 µS/cm	3.74 mg/L	79.40 NTU	34.9 mV	26.39 ft	150.00 ml/min
9/24/2024 1:01 PM	30:00	6.59 pH	21.73 °C	612.98 µS/cm	3.52 mg/L	47.60 NTU	37.1 mV	26.39 ft	150.00 ml/min
9/24/2024 1:06 PM	35:00	6.60 pH	21.65 °C	620.24 µS/cm	3.30 mg/L	41.60 NTU	30.5 mV	26.39 ft	150.00 ml/min
9/24/2024 1:11 PM	40:00	6.61 pH	21.78 °C	620.52 µS/cm	3.23 mg/L	30.90 NTU	30.3 mV	26.39 ft	150.00 ml/min
9/24/2024 1:16 PM	45:00	6.59 pH	21.70 °C	603.25 µS/cm	3.13 mg/L	28.10 NTU	34.6 mV	26.39 ft	150.00 ml/min
9/24/2024 1:21 PM	50:00	6.59 pH	21.74 °C	596.56 µS/cm	3.07 mg/L	22.30 NTU	36.4 mV	26.39 ft	150.00 ml/min
9/24/2024 1:26 PM	55:00	6.58 pH	21.87 °C	599.55 µS/cm	2.98 mg/L	19.70 NTU	38.2 mV	26.39 ft	150.00 ml/min
9/24/2024 1:31 PM	01:00:00	6.58 pH	21.91 °C	601.28 µS/cm	2.68 mg/L	16.60 NTU	37.2 mV	26.39 ft	150.00 ml/min

9/24/2024 1:36 PM	01:05:00	6.56 pH	21.87 °C	580.77 µS/cm	2.36 mg/L	14.80 NTU	37.5 mV	26.39 ft	150.00 ml/min
9/24/2024 1:41 PM	01:10:00	6.55 pH	21.85 °C	586.71 µS/cm	2.33 mg/L	11.50 NTU	39.1 mV	26.39 ft	150.00 ml/min
9/24/2024 1:46 PM	01:15:00	6.55 pH	21.93 °C	586.59 µS/cm	2.25 mg/L	9.64 NTU	37.1 mV	26.39 ft	150.00 ml/min
9/24/2024 1:51 PM	01:20:00	6.54 pH	22.07 °C	587.16 µS/cm	2.23 mg/L	8.52 NTU	37.8 mV	26.39 ft	150.00 ml/min
9/24/2024 1:56 PM	01:25:00	6.54 pH	22.09 °C	571.63 µS/cm	2.23 mg/L	8.00 NTU	37.0 mV	26.39 ft	150.00 ml/min
9/24/2024 2:01 PM	01:30:00	6.53 pH	22.09 °C	570.35 µS/cm	2.21 mg/L	7.38 NTU	40.7 mV	26.39 ft	150.00 ml/min
9/24/2024 2:06 PM	01:35:00	6.52 pH	22.13 °C	559.35 µS/cm	2.22 mg/L	6.26 NTU	37.5 mV	26.39 ft	150.00 ml/min
9/24/2024 2:11 PM	01:40:00	6.52 pH	22.21 °C	567.63 µS/cm	2.19 mg/L	6.31 NTU	41.8 mV	26.39 ft	150.00 ml/min
9/24/2024 2:16 PM	01:45:00	6.51 pH	22.10 °C	569.23 µS/cm	2.21 mg/L	5.51 NTU	37.9 mV	26.39 ft	150.00 ml/min
9/24/2024 2:21 PM	01:50:00	6.51 pH	22.14 °C	575.80 µS/cm	2.20 mg/L	5.33 NTU	37.7 mV	26.39 ft	150.00 ml/min
9/24/2024 2:26 PM	01:55:00	6.50 pH	22.19 °C	587.82 µS/cm	2.16 mg/L	4.25 NTU	37.1 mV	26.39 ft	150.00 ml/min

Samples

Sample ID:	Description:
HAM-PT-08	Grab.

Low-Flow Test Report:

Test Date / Time: 9/25/2024 9:10:58 AM
Project: GP-Plant Hammond
Operator Name: Jacob Tracy

Location Name: PT-09 **Well Diameter: 2 in** **Casing Type: PVC** **Screen Length: 10 ft** **Top of Screen: 17.45 ft** **Total Depth: 27.45 ft** **Initial Depth to Water: 16.89 ft**	**Pump Type: Peristaltic** **Tubing Type: Polyethylene** **Pump Intake From TOC: 22.45 ft** **Estimated Total Volume Pumped: 40 liter** **Flow Cell Volume: 90 ml** **Final Flow Rate: 200 ml/min** **Final Draw Down: 0.02 ft**	**Instrument Used: Aqua TROLL 400** **Serial Number: 1082822**

Test Notes:
Appendix III & IV + Total Arsenic. Ferrous Iron: 0 mg/L, Total Iron: 0.5 mg/L.

Low-Flow Readings:

Date Time	Elapsed Time	pH	Temperature	Specific Conductivity	RDO Concentration	Turbidity	ORP	Depth to Water	Flow
		+/- 0.1	+/- 0.5	+/- 5 %	+/- 0.2	+/- 5	+/- 1	+/- 0.3	
9/25/2024 9:10 AM	00:00	6.44 pH	21.01 °C	729.49 µS/cm	1.42 mg/L	++++	38.0 mV	16.91 ft	200.00 ml/min
9/25/2024 9:15 AM	05:00	6.53 pH	20.92 °C	726.11 µS/cm	1.03 mg/L	++++	29.0 mV	16.91 ft	200.00 ml/min
9/25/2024 9:20 AM	10:00	6.66 pH	20.83 °C	744.45 µS/cm	1.00 mg/L	++++	30.8 mV	16.91 ft	200.00 ml/min
9/25/2024 9:25 AM	15:00	6.68 pH	20.79 °C	744.74 µS/cm	0.99 mg/L	++++	40.6 mV	16.91 ft	200.00 ml/min
9/25/2024 9:30 AM	20:00	6.68 pH	20.83 °C	743.09 µS/cm	0.98 mg/L	++++	40.6 mV	16.91 ft	200.00 ml/min
9/25/2024 9:35 AM	25:00	6.67 pH	20.82 °C	742.14 µS/cm	0.91 mg/L	++++	40.7 mV	16.91 ft	200.00 ml/min
9/25/2024 9:40 AM	30:00	6.67 pH	20.83 °C	738.57 µS/cm	0.92 mg/L	++++	42.4 mV	16.91 ft	200.00 ml/min
9/25/2024 9:45 AM	35:00	6.67 pH	20.87 °C	738.04 µS/cm	0.92 mg/L	++++	42.2 mV	16.91 ft	200.00 ml/min
9/25/2024 9:50 AM	40:00	6.65 pH	20.83 °C	732.04 µS/cm	0.94 mg/L	++++	43.4 mV	16.91 ft	200.00 ml/min
9/25/2024 9:55 AM	45:00	6.66 pH	20.78 °C	736.60 µS/cm	0.93 mg/L	++++	43.2 mV	16.91 ft	200.00 ml/min
9/25/2024 10:00 AM	50:00	6.66 pH	20.70 °C	737.57 µS/cm	0.96 mg/L	++++	43.4 mV	16.91 ft	200.00 ml/min
9/25/2024 10:05 AM	55:00	6.67 pH	20.67 °C	745.78 µS/cm	0.90 mg/L	++++	42.9 mV	16.91 ft	200.00 ml/min
9/25/2024 10:10 AM	01:00:00	6.66 pH	20.65 °C	742.05 µS/cm	0.97 mg/L	++++	43.2 mV	16.91 ft	200.00 ml/min
9/25/2024 10:15 AM	01:05:00	6.65 pH	20.59 °C	737.57 µS/cm	0.98 mg/L	++++	42.7 mV	16.91 ft	200.00 ml/min
9/25/2024 10:20 AM	01:10:00	6.65 pH	20.51 °C	732.59 µS/cm	0.96 mg/L	++++	46.1 mV	16.91 ft	200.00 ml/min

9/25/2024 10:25 AM	01:15:00	6.65 pH	20.51 °C	733.25 µS/cm	1.03 mg/L	90.60 NTU	43.6 mV	16.91 ft	200.00 ml/min
9/25/2024 10:30 AM	01:20:00	6.65 pH	20.49 °C	733.97 µS/cm	1.09 mg/L	84.60 NTU	45.6 mV	16.91 ft	200.00 ml/min
9/25/2024 10:35 AM	01:25:00	6.65 pH	20.48 °C	736.69 µS/cm	0.95 mg/L	79.70 NTU	43.9 mV	16.91 ft	200.00 ml/min
9/25/2024 10:40 AM	01:30:00	6.63 pH	20.70 °C	733.57 µS/cm	0.32 mg/L	72.10 NTU	41.9 mV	16.91 ft	200.00 ml/min
9/25/2024 10:45 AM	01:35:00	6.63 pH	20.74 °C	731.03 µS/cm	0.32 mg/L	--	39.0 mV	16.91 ft	200.00 ml/min
9/25/2024 10:50 AM	01:40:00	6.65 pH	20.78 °C	731.78 µS/cm	0.31 mg/L	--	36.1 mV	16.91 ft	200.00 ml/min
9/25/2024 10:55 AM	01:45:00	6.64 pH	20.71 °C	731.12 µS/cm	0.29 mg/L	--	35.7 mV	16.91 ft	200.00 ml/min
9/25/2024 11:00 AM	01:50:00	6.65 pH	20.67 °C	736.52 µS/cm	0.79 mg/L	--	42.9 mV	16.91 ft	200.00 ml/min
9/25/2024 11:05 AM	01:55:00	6.65 pH	20.47 °C	735.22 µS/cm	0.92 mg/L	--	47.4 mV	16.91 ft	200.00 ml/min
9/25/2024 11:10 AM	02:00:00	6.65 pH	20.46 °C	731.89 µS/cm	0.95 mg/L	--	47.1 mV	16.91 ft	200.00 ml/min
9/25/2024 11:15 AM	02:05:00	6.65 pH	20.42 °C	729.54 µS/cm	0.98 mg/L	--	47.5 mV	16.91 ft	200.00 ml/min
9/25/2024 11:20 AM	02:10:00	6.66 pH	20.30 °C	727.55 µS/cm	1.00 mg/L	--	48.4 mV	16.91 ft	200.00 ml/min
9/25/2024 11:25 AM	02:15:00	6.66 pH	20.18 °C	728.21 µS/cm	1.00 mg/L	--	49.1 mV	16.91 ft	200.00 ml/min
9/25/2024 11:30 AM	02:20:00	6.66 pH	20.10 °C	736.01 µS/cm	0.99 mg/L	--	46.9 mV	16.91 ft	200.00 ml/min
9/25/2024 11:35 AM	02:25:00	6.66 pH	20.04 °C	735.66 µS/cm	1.01 mg/L	--	46.7 mV	16.91 ft	200.00 ml/min
9/25/2024 11:40 AM	02:30:00	6.67 pH	20.07 °C	734.50 µS/cm	1.01 mg/L	--	51.0 mV	16.91 ft	200.00 ml/min
9/25/2024 11:45 AM	02:35:00	6.66 pH	20.12 °C	733.96 µS/cm	0.98 mg/L	--	45.6 mV	16.91 ft	200.00 ml/min
9/25/2024 11:50 AM	02:40:00	6.66 pH	20.16 °C	732.14 µS/cm	1.00 mg/L	--	48.9 mV	16.91 ft	200.00 ml/min
9/25/2024 11:55 AM	02:45:00	6.69 pH	20.15 °C	734.20 µS/cm	1.03 mg/L	--	44.1 mV	16.91 ft	200.00 ml/min
9/25/2024 12:00 PM	02:50:00	6.67 pH	20.11 °C	731.54 µS/cm	1.05 mg/L	--	48.1 mV	16.91 ft	200.00 ml/min
9/25/2024 12:05 PM	02:55:00	6.67 pH	20.03 °C	732.48 µS/cm	1.06 mg/L	--	46.2 mV	16.91 ft	200.00 ml/min
9/25/2024 12:10 PM	03:00:00	6.66 pH	20.08 °C	731.53 µS/cm	0.95 mg/L	--	48.5 mV	16.91 ft	200.00 ml/min
9/25/2024 12:15 PM	03:05:00	6.66 pH	20.07 °C	731.94 µS/cm	0.93 mg/L	7.04 NTU	49.3 mV	16.91 ft	200.00 ml/min
9/25/2024 12:20 PM	03:10:00	6.66 pH	20.20 °C	735.33 µS/cm	0.96 mg/L	5.25 NTU	47.2 mV	16.91 ft	200.00 ml/min
9/25/2024 12:25 PM	03:15:00	6.67 pH	20.24 °C	737.13 µS/cm	0.83 mg/L	4.90 NTU	45.2 mV	16.91 ft	200.00 ml/min

Samples

Sample ID:	Description:

HAM-PT-09	Grab.

Low-Flow Test Report:

Test Date / Time: 9/25/2024 8:40:38 AM
Project: GP-Plant Hammond
Operator Name: Zain W.

Location Name: PT-10 **Well Diameter: 2 in** **Casing Type: PVC** **Screen Length: 10 ft** **Top of Screen: 20.45 ft** **Total Depth: 30.45 ft** **Initial Depth to Water: 16.97 ft**	**Pump Type: Peristaltic** **Tubing Type: Polyethylene** **Pump Intake From TOC: 22.4 ft** **Estimated Total Volume Pumped: 16 liter** **Flow Cell Volume: 90 ml** **Final Flow Rate: 200 ml/min** **Final Draw Down: 0.03 ft**	**Instrument Used: Aqua TROLL 400** **Serial Number: 1120055**

Test Notes:
Appendix III & IV + Total Arsenic. Ferrous Iron: 0 mg/L, Total Iron: 0 mg/L.

Weather Conditions:
Cloudy, 70 degrees F.

Low-Flow Readings:

Date Time	Elapsed Time	pH	Temperature	Specific Conductivity	RDO Concentration	Turbidity	ORP	Depth to Water	Flow
		+/- 0.1	+/- 0.5	+/- 5 %	+/- 0.2	+/- 5	+/- 10	+/- 0.3	
9/25/2024 8:40 AM	00:00	6.70 pH	19.64 °C	655.29 µS/cm	0.84 mg/L	58.40 NTU	120.6 mV	16.97 ft	200.00 ml/min
9/25/2024 8:45 AM	05:00	6.71 pH	19.56 °C	657.47 µS/cm	0.38 mg/L	45.40 NTU	80.4 mV	16.98 ft	200.00 ml/min
9/25/2024 8:50 AM	10:00	6.72 pH	19.56 °C	657.45 µS/cm	0.81 mg/L	32.30 NTU	84.9 mV	16.99 ft	200.00 ml/min
9/25/2024 8:55 AM	15:00	6.72 pH	19.59 °C	657.37 µS/cm	0.43 mg/L	21.50 NTU	76.7 mV	17.00 ft	200.00 ml/min
9/25/2024 9:00 AM	20:00	6.72 pH	19.51 °C	656.26 µS/cm	0.65 mg/L	20.90 NTU	72.9 mV	17.00 ft	200.00 ml/min
9/25/2024 9:05 AM	25:00	6.74 pH	19.50 °C	655.03 µS/cm	0.31 mg/L	16.40 NTU	70.4 mV	17.00 ft	200.00 ml/min
9/25/2024 9:10 AM	30:00	6.72 pH	19.59 °C	660.92 µS/cm	0.44 mg/L	12.50 NTU	68.8 mV	17.00 ft	200.00 ml/min
9/25/2024 9:15 AM	35:00	6.72 pH	19.64 °C	655.52 µS/cm	0.67 mg/L	11.30 NTU	57.7 mV	17.00 ft	200.00 ml/min
9/25/2024 9:20 AM	40:00	6.71 pH	19.63 °C	631.39 µS/cm	0.51 mg/L	8.76 NTU	68.7 mV	17.00 ft	200.00 ml/min
9/25/2024 9:25 AM	45:00	6.71 pH	19.64 °C	658.29 µS/cm	0.45 mg/L	7.69 NTU	67.8 mV	17.00 ft	200.00 ml/min
9/25/2024 9:30 AM	50:00	6.70 pH	19.65 °C	657.03 µS/cm	0.34 mg/L	5.84 NTU	64.3 mV	17.00 ft	200.00 ml/min
9/25/2024 9:35 AM	55:00	6.70 pH	19.64 °C	660.71 µS/cm	0.46 mg/L	6.15 NTU	61.6 mV	17.00 ft	200.00 ml/min
9/25/2024 9:40 AM	01:00:00	6.69 pH	19.69 °C	644.61 µS/cm	0.24 mg/L	5.63 NTU	60.8 mV	17.00 ft	200.00 ml/min

9/25/2024 9:45 AM	01:05:00	6.69 pH	19.71 °C	666.30 µS/cm	0.28 mg/L	5.29 NTU	59.0 mV	17.00 ft	200.00 ml/min
9/25/2024 9:50 AM	01:10:00	6.68 pH	19.72 °C	660.77 µS/cm	0.25 mg/L	4.43 NTU	58.8 mV	17.00 ft	200.00 ml/min
9/25/2024 9:55 AM	01:15:00	6.69 pH	19.71 °C	661.53 µS/cm	0.38 mg/L	3.46 NTU	51.4 mV	17.00 ft	200.00 ml/min

Samples

Sample ID:	Description:
HAM-PT-10	Grab.

Low-Flow Test Report:

Test Date / Time: 9/25/2024 10:44:42 AM
Project: GP-Plant Hammond
Operator Name: Zain W.

Location Name: PT-11 **Well Diameter: 2 in** **Casing Type: PVC** **Screen Length: 10 ft** **Top of Screen: 16.9 ft** **Total Depth: 26.9 ft** **Initial Depth to Water: 13.47 ft**	**Pump Type: Peristaltic** **Tubing Type: Polyethylene** **Pump Intake From TOC: 21.9 ft** **Estimated Total Volume Pumped: 50 liter** **Flow Cell Volume: 90 ml** **Final Flow Rate: 200 ml/min** **Final Draw Down: 0 ft**	**Instrument Used: Aqua TROLL 400** **Serial Number: 1120055**

Test Notes:
Appendix III & IV + Total Arsenic. Ferrous Iron: 2.0 mg/L, Total Iron: 3.0 mg/L.

Weather Conditions:
Rain, 70 degrees F.

Low-Flow Readings:

Date Time	Elapsed Time	pH	Temperature	Specific Conductivity	RDO Concentration	Turbidity	ORP	Depth to Water	Flow
		+/- 0.1	+/- 0.5	+/- 5 %	+/- 0.2	+/- 5	+/- 10	+/- 0.3	
9/25/2024 10:44 AM	00:00	6.28 pH	21.11 °C	650.44 µS/cm	1.00 mg/L	--	21.7 mV	13.47 ft	200.00 ml/min
9/25/2024 10:49 AM	05:00	6.22 pH	20.53 °C	646.49 µS/cm	1.23 mg/L	--	19.2 mV	13.47 ft	200.00 ml/min
9/25/2024 10:54 AM	10:00	6.24 pH	20.44 °C	651.08 µS/cm	0.60 mg/L	--	15.1 mV	13.47 ft	200.00 ml/min
9/25/2024 10:59 AM	15:00	6.27 pH	20.40 °C	661.44 µS/cm	0.22 mg/L	--	5.6 mV	13.47 ft	200.00 ml/min
9/25/2024 11:04 AM	20:00	6.30 pH	20.31 °C	664.60 µS/cm	0.24 mg/L	--	2.8 mV	13.47 ft	200.00 ml/min
9/25/2024 11:09 AM	25:00	6.31 pH	20.29 °C	668.72 µS/cm	0.33 mg/L	--	10.8 mV	13.47 ft	200.00 ml/min
9/25/2024 11:14 AM	30:00	6.32 pH	20.26 °C	667.70 µS/cm	0.13 mg/L	--	0.3 mV	13.47 ft	200.00 ml/min
9/25/2024 11:19 AM	35:00	6.33 pH	20.17 °C	665.09 µS/cm	0.11 mg/L	--	8.1 mV	13.47 ft	200.00 ml/min
9/25/2024 11:24 AM	40:00	6.35 pH	20.09 °C	662.85 µS/cm	0.10 mg/L	--	5.6 mV	13.47 ft	200.00 ml/min
9/25/2024 11:29 AM	45:00	6.35 pH	19.95 °C	667.55 µS/cm	0.10 mg/L	--	4.9 mV	13.47 ft	200.00 ml/min
9/25/2024 11:34 AM	50:00	6.37 pH	19.87 °C	670.50 µS/cm	0.20 mg/L	--	-2.0 mV	13.47 ft	200.00 ml/min
9/25/2024 11:39 AM	55:00	6.37 pH	19.94 °C	668.72 µS/cm	0.18 mg/L	--	9.2 mV	13.47 ft	200.00 ml/min
9/25/2024 11:44 AM	01:00:00	6.39 pH	19.91 °C	667.56 µS/cm	0.12 mg/L	--	11.4 mV	13.47 ft	200.00 ml/min

9/25/2024 11:49 AM	01:05:00	6.41 pH	19.93 °C	675.16 µS/cm	0.23 mg/L	--	-4.4 mV	13.47 ft	200.00 ml/min
9/25/2024 11:54 AM	01:10:00	6.42 pH	19.95 °C	673.78 µS/cm	0.13 mg/L	6.44 NTU	7.7 mV	13.47 ft	200.00 ml/min
9/25/2024 11:59 AM	01:15:00	6.42 pH	19.95 °C	674.53 µS/cm	1.10 mg/L	--	0.2 mV	13.47 ft	200.00 ml/min
9/25/2024 12:04 PM	01:20:00	6.43 pH	19.87 °C	681.85 µS/cm	0.23 mg/L	--	-4.4 mV	13.47 ft	200.00 ml/min
9/25/2024 12:09 PM	01:25:00	6.44 pH	19.86 °C	673.53 µS/cm	0.25 mg/L	8.65 NTU	-5.8 mV	13.47 ft	200.00 ml/min
9/25/2024 12:14 PM	01:30:00	6.45 pH	19.86 °C	676.31 µS/cm	0.34 mg/L	--	-9.8 mV	13.47 ft	200.00 ml/min
9/25/2024 12:19 PM	01:35:00	6.46 pH	19.95 °C	675.42 µS/cm	0.12 mg/L	--	1.9 mV	13.47 ft	200.00 ml/min
9/25/2024 12:24 PM	01:40:00	6.47 pH	19.98 °C	673.43 µS/cm	0.11 mg/L	--	-0.5 mV	13.47 ft	200.00 ml/min
9/25/2024 12:29 PM	01:45:00	6.49 pH	19.95 °C	676.43 µS/cm	0.32 mg/L	10.05 NTU	5.3 mV	13.47 ft	200.00 ml/min
9/25/2024 12:34 PM	01:50:00	6.48 pH	19.90 °C	674.84 µS/cm	0.18 mg/L	--	2.3 mV	13.47 ft	200.00 ml/min
9/25/2024 12:39 PM	01:55:00	6.50 pH	19.86 °C	675.11 µS/cm	0.19 mg/L	--	1.7 mV	13.47 ft	200.00 ml/min
9/25/2024 12:44 PM	02:00:00	6.50 pH	19.86 °C	674.70 µS/cm	0.19 mg/L	--	1.2 mV	13.47 ft	200.00 ml/min
9/25/2024 12:49 PM	02:05:00	6.51 pH	19.91 °C	673.97 µS/cm	0.20 mg/L	8.61 NTU	7.0 mV	13.47 ft	200.00 ml/min
9/25/2024 12:54 PM	02:10:00	6.51 pH	19.95 °C	671.88 µS/cm	0.12 mg/L	--	-1.5 mV	13.47 ft	200.00 ml/min
9/25/2024 12:59 PM	02:15:00	6.52 pH	19.95 °C	675.72 µS/cm	0.39 mg/L	--	-11.1 mV	13.47 ft	200.00 ml/min
9/25/2024 1:04 PM	02:20:00	6.53 pH	19.95 °C	672.15 µS/cm	0.13 mg/L	--	-0.3 mV	13.47 ft	200.00 ml/min
9/25/2024 1:09 PM	02:25:00	6.54 pH	20.05 °C	673.90 µS/cm	0.11 mg/L	7.25 NTU	-1.1 mV	13.47 ft	200.00 ml/min
9/25/2024 1:14 PM	02:30:00	6.54 pH	20.08 °C	673.61 µS/cm	0.09 mg/L	--	-4.0 mV	13.47 ft	200.00 ml/min
9/25/2024 1:19 PM	02:35:00	6.56 pH	20.13 °C	675.71 µS/cm	0.09 mg/L	--	-7.6 mV	13.47 ft	200.00 ml/min
9/25/2024 1:24 PM	02:40:00	6.58 pH	20.24 °C	675.52 µS/cm	0.09 mg/L	16.00 NTU	-7.2 mV	13.47 ft	200.00 ml/min
9/25/2024 1:29 PM	02:45:00	6.57 pH	20.40 °C	672.90 µS/cm	0.08 mg/L	14.70 NTU	-9.3 mV	13.47 ft	200.00 ml/min
9/25/2024 1:34 PM	02:50:00	6.58 pH	20.35 °C	675.11 µS/cm	0.09 mg/L	14.10 NTU	-8.5 mV	13.47 ft	200.00 ml/min
9/25/2024 1:39 PM	02:55:00	6.58 pH	20.40 °C	670.22 µS/cm	0.08 mg/L	14.80 NTU	-9.5 mV	13.47 ft	200.00 ml/min
9/25/2024 1:44 PM	03:00:00	6.59 pH	20.57 °C	670.85 µS/cm	0.08 mg/L	--	-11.0 mV	13.47 ft	200.00 ml/min
9/25/2024 1:49 PM	03:05:00	6.60 pH	20.61 °C	667.36 µS/cm	0.07 mg/L	--	-12.0 mV	13.47 ft	200.00 ml/min
9/25/2024 1:54 PM	03:10:00	6.60 pH	20.55 °C	666.06 µS/cm	0.07 mg/L	21.20 NTU	-12.7 mV	13.47 ft	200.00 ml/min
9/25/2024 1:59 PM	03:15:00	6.60 pH	20.42 °C	671.08 µS/cm	0.08 mg/L	--	-12.3 mV	13.47 ft	200.00 ml/min
9/25/2024 2:04 PM	03:20:00	6.63 pH	20.30 °C	674.16 µS/cm	0.08 mg/L	19.70 NTU	-12.6 mV	13.47 ft	200.00 ml/min
9/25/2024 2:09 PM	03:25:00	6.63 pH	20.22 °C	671.84 µS/cm	0.08 mg/L	--	-12.7 mV	13.47 ft	200.00 ml/min

9/25/2024 2:14 PM	03:30:00	6.63 pH	20.24 °C	670.00 µS/cm	0.08 mg/L	--	-13.4 mV	13.47 ft	200.00 ml/min
9/25/2024 2:19 PM	03:35:00	6.63 pH	20.29 °C	676.26 µS/cm	0.08 mg/L	12.40 NTU	-13.7 mV	13.47 ft	200.00 ml/min
9/25/2024 2:24 PM	03:40:00	6.63 pH	20.26 °C	675.48 µS/cm	0.07 mg/L	--	-13.7 mV	13.47 ft	200.00 ml/min
9/25/2024 2:29 PM	03:45:00	6.63 pH	20.30 °C	672.34 µS/cm	0.08 mg/L	9.44 NTU	-13.6 mV	13.47 ft	200.00 ml/min
9/25/2024 2:34 PM	03:50:00	6.62 pH	20.21 °C	669.17 µS/cm	0.08 mg/L	--	-14.0 mV	13.47 ft	200.00 ml/min
9/25/2024 2:39 PM	03:55:00	6.63 pH	20.08 °C	670.83 µS/cm	0.08 mg/L	5.87 NTU	-14.4 mV	13.47 ft	200.00 ml/min
9/25/2024 2:44 PM	04:00:00	6.63 pH	20.08 °C	673.42 µS/cm	0.08 mg/L	5.13 NTU	-14.3 mV	13.47 ft	200.00 ml/min
9/25/2024 2:49 PM	04:05:00	6.63 pH	20.04 °C	676.04 µS/cm	0.07 mg/L	4.97 NTU	-13.5 mV	13.47 ft	200.00 ml/min

Samples

Sample ID:	Description:
HAM-PT-11	Grab.

Low-Flow Test Report:

Test Date / Time: 9/25/2024 2:10:11 PM
Project: GP-Plant Hammond
Operator Name: Jacob Tracy

Location Name: PT-12 **Well Diameter: 2 in** **Casing Type: PVC** **Screen Length: 10 ft** **Top of Screen: 17.3 ft** **Total Depth: 27.3 ft** **Initial Depth to Water: 13.33 ft**	**Pump Type: Peristaltic** **Tubing Type: Polyethylene** **Pump Intake From TOC: 22.3 ft** **Estimated Total Volume Pumped: 33 liter** **Flow Cell Volume: 90 ml** **Final Flow Rate: 200 ml/min** **Final Draw Down: 0.01 ft**	**Instrument Used: Aqua TROLL 400** **Serial Number: 1082822**

Test Notes:
Appendix III & IV + Total Arsenic. Ferrous Iron: 0 mg/L, Total Iron: 0 mg/L.

Weather Conditions:
Cloudy, 70 degrees F.

Low-Flow Readings:

Date Time	Elapsed Time	pH	Temperature	Specific Conductivity	RDO Concentration	Turbidity	ORP	Depth to Water	Flow
		+/- 0.1	+/- 0.5	+/- 5 %	+/- 0.2	+/- 5	+/- 1	+/- 0.3	
9/25/2024 2:10 PM	00:00	6.53 pH	20.36 °C	703.51 µS/cm	0.95 mg/L	++++	92.6 mV	13.36 ft	200.00 ml/min
9/25/2024 2:15 PM	05:00	6.55 pH	20.50 °C	709.20 µS/cm	0.97 mg/L	++++	100.0 mV	13.34 ft	200.00 ml/min
9/25/2024 2:20 PM	10:00	6.57 pH	20.53 °C	708.32 µS/cm	0.95 mg/L	++++	83.2 mV	13.34 ft	200.00 ml/min
9/25/2024 2:25 PM	15:00	6.56 pH	20.44 °C	704.57 µS/cm	0.98 mg/L	++++	82.9 mV	13.34 ft	200.00 ml/min
9/25/2024 2:30 PM	20:00	6.57 pH	20.47 °C	703.04 µS/cm	0.97 mg/L	++++	81.9 mV	13.34 ft	200.00 ml/min
9/25/2024 2:35 PM	25:00	6.57 pH	20.36 °C	705.01 µS/cm	0.95 mg/L	++++	81.3 mV	13.34 ft	200.00 ml/min
9/25/2024 2:40 PM	30:00	6.57 pH	20.31 °C	706.76 µS/cm	0.86 mg/L	++++	81.3 mV	13.34 ft	200.00 ml/min
9/25/2024 2:45 PM	35:00	6.55 pH	20.29 °C	706.85 µS/cm	0.89 mg/L	++++	81.8 mV	13.34 ft	200.00 ml/min
9/25/2024 2:50 PM	40:00	6.56 pH	20.22 °C	707.53 µS/cm	0.87 mg/L	108.00 NTU	80.7 mV	13.34 ft	200.00 ml/min
9/25/2024 2:55 PM	45:00	6.56 pH	20.20 °C	705.69 µS/cm	0.87 mg/L	102.00 NTU	80.6 mV	13.34 ft	200.00 ml/min
9/25/2024 3:00 PM	50:00	6.56 pH	20.23 °C	706.99 µS/cm	0.88 mg/L	96.00 NTU	79.5 mV	13.34 ft	200.00 ml/min
9/25/2024 3:05 PM	55:00	6.57 pH	20.31 °C	707.51 µS/cm	0.85 mg/L	88.00 NTU	79.7 mV	13.34 ft	200.00 ml/min
9/25/2024 3:10 PM	01:00:00	6.56 pH	20.42 °C	717.94 µS/cm	0.88 mg/L	82.50 NTU	92.6 mV	13.34 ft	200.00 ml/min

9/25/2024 3:15 PM	01:05:00	6.54 pH	20.20 °C	716.26 µS/cm	0.87 mg/L	64.30 NTU	79.5 mV	13.34 ft	200.00 ml/min
9/25/2024 3:20 PM	01:10:00	6.53 pH	20.15 °C	715.21 µS/cm	0.85 mg/L	59.60 NTU	80.0 mV	13.34 ft	200.00 ml/min
9/25/2024 3:25 PM	01:15:00	6.52 pH	20.11 °C	715.14 µS/cm	0.85 mg/L	58.20 NTU	80.2 mV	13.34 ft	200.00 ml/min
9/25/2024 3:30 PM	01:20:00	6.54 pH	20.20 °C	715.34 µS/cm	0.86 mg/L	48.30 NTU	78.8 mV	13.34 ft	200.00 ml/min
9/25/2024 3:35 PM	01:25:00	6.56 pH	20.24 °C	713.10 µS/cm	0.87 mg/L	42.40 NTU	78.2 mV	13.34 ft	200.00 ml/min
9/25/2024 3:40 PM	01:30:00	6.54 pH	20.31 °C	712.09 µS/cm	0.86 mg/L	38.40 NTU	77.9 mV	13.34 ft	200.00 ml/min
9/25/2024 3:45 PM	01:35:00	6.50 pH	20.21 °C	712.07 µS/cm	0.85 mg/L	36.60 NTU	78.2 mV	13.34 ft	200.00 ml/min
9/25/2024 3:50 PM	01:40:00	6.50 pH	20.09 °C	711.55 µS/cm	0.85 mg/L	34.40 NTU	79.2 mV	13.34 ft	200.00 ml/min
9/25/2024 3:55 PM	01:45:00	6.50 pH	20.01 °C	711.47 µS/cm	0.83 mg/L	29.50 NTU	79.3 mV	13.34 ft	200.00 ml/min
9/25/2024 4:00 PM	01:50:00	6.50 pH	19.96 °C	708.67 µS/cm	0.83 mg/L	24.30 NTU	91.1 mV	13.34 ft	200.00 ml/min
9/25/2024 4:05 PM	01:55:00	6.50 pH	19.95 °C	708.62 µS/cm	0.85 mg/L	22.00 NTU	79.1 mV	13.34 ft	200.00 ml/min
9/25/2024 4:10 PM	02:00:00	6.48 pH	19.88 °C	710.06 µS/cm	0.78 mg/L	21.90 NTU	79.5 mV	13.34 ft	200.00 ml/min
9/25/2024 4:15 PM	02:05:00	6.51 pH	19.92 °C	711.27 µS/cm	0.88 mg/L	16.50 NTU	77.6 mV	13.34 ft	200.00 ml/min
9/25/2024 4:20 PM	02:10:00	6.50 pH	19.90 °C	705.19 µS/cm	0.90 mg/L	14.70 NTU	78.0 mV	13.34 ft	200.00 ml/min
9/25/2024 4:25 PM	02:15:00	6.50 pH	19.89 °C	703.85 µS/cm	0.90 mg/L	12.00 NTU	77.8 mV	13.34 ft	200.00 ml/min
9/25/2024 4:30 PM	02:20:00	6.49 pH	19.94 °C	705.11 µS/cm	0.91 mg/L	9.90 NTU	78.0 mV	13.34 ft	200.00 ml/min
9/25/2024 4:35 PM	02:25:00	6.52 pH	19.94 °C	707.28 µS/cm	0.90 mg/L	7.47 NTU	77.4 mV	13.34 ft	200.00 ml/min
9/25/2024 4:40 PM	02:30:00	6.50 pH	19.93 °C	702.63 µS/cm	0.90 mg/L	6.98 NTU	78.0 mV	13.34 ft	200.00 ml/min
9/25/2024 4:45 PM	02:35:00	6.47 pH	19.97 °C	702.94 µS/cm	0.88 mg/L	5.88 NTU	79.5 mV	13.34 ft	200.00 ml/min
9/25/2024 4:50 PM	02:40:00	6.51 pH	19.99 °C	709.24 µS/cm	0.86 mg/L	4.72 NTU	76.6 mV	13.34 ft	200.00 ml/min

Samples

Sample ID:	Description:
HAM-PT-12	Grab.

Low-Flow Test Report:

Test Date / Time: 9/24/2024 9:25:04 AM
Project: GP-Plant Hammond
Operator Name: Jacob Tracy

Location Name: PT-13 **Well Diameter: 2 in** **Casing Type: PVC** **Screen Length: 10 ft** **Top of Screen: 35.3 ft** **Total Depth: 45.3 ft** **Initial Depth to Water: 26.14 ft**	**Pump Type: Bladder** **Tubing Type: Polyethylene** **Pump Intake From TOC: 40.3 ft** **Estimated Total Volume Pumped: 37 liter** **Flow Cell Volume: 90 ml** **Final Flow Rate: 200 ml/min** **Final Draw Down: 0.08 ft**	**Instrument Used: Aqua TROLL 400** **Serial Number: 1082822**

Test Notes:
Appendix III & IV + Total Arsenic. Ferrous Iron: 5.6 mg/L, Total Iron: 5.7 mg/L.

Weather Conditions:
Cloudy, 70 degrees F.

Low-Flow Readings:

Date Time	Elapsed Time	pH	Temperature	Specific Conductivity	RDO Concentration	Turbidity	ORP	Depth to Water	Flow
		+/- 0.1	+/- 0.5	+/- 5 %	+/- 0.2	+/- 5	+/- 1	+/- 0.3	
9/24/2024 9:25 AM	00:00	6.56 pH	20.78 °C	675.79 µS/cm	1.23 mg/L	++++	26.9 mV	26.19 ft	200.00 ml/min
9/24/2024 9:30 AM	05:00	6.57 pH	20.83 °C	677.43 µS/cm	1.29 mg/L	++++	21.8 mV	26.22 ft	200.00 ml/min
9/24/2024 9:35 AM	10:00	6.57 pH	20.96 °C	667.85 µS/cm	1.27 mg/L	++++	20.9 mV	26.22 ft	200.00 ml/min
9/24/2024 9:40 AM	15:00	6.57 pH	20.96 °C	659.15 µS/cm	1.18 mg/L	++++	14.2 mV	26.22 ft	200.00 ml/min
9/24/2024 9:45 AM	20:00	6.56 pH	21.12 °C	667.82 µS/cm	1.14 mg/L	90.80 NTU	15.1 mV	26.22 ft	200.00 ml/min
9/24/2024 9:50 AM	25:00	6.56 pH	21.63 °C	654.47 µS/cm	1.09 mg/L	72.10 NTU	8.5 mV	26.22 ft	200.00 ml/min
9/24/2024 9:55 AM	30:00	6.55 pH	21.18 °C	652.67 µS/cm	1.06 mg/L	49.60 NTU	12.0 mV	26.22 ft	200.00 ml/min
9/24/2024 10:00 AM	35:00	6.55 pH	21.22 °C	650.18 µS/cm	1.04 mg/L	40.10 NTU	5.6 mV	26.22 ft	200.00 ml/min
9/24/2024 10:05 AM	40:00	6.55 pH	21.56 °C	655.22 µS/cm	0.96 mg/L	36.20 NTU	2.9 mV	26.22 ft	200.00 ml/min
9/24/2024 10:10 AM	45:00	6.55 pH	21.45 °C	652.56 µS/cm	0.97 mg/L	35.90 NTU	1.5 mV	26.22 ft	200.00 ml/min
9/24/2024 10:15 AM	50:00	6.54 pH	21.43 °C	639.36 µS/cm	0.92 mg/L	27.40 NTU	6.5 mV	26.22 ft	200.00 ml/min
9/24/2024 10:20 AM	55:00	6.54 pH	21.68 °C	664.86 µS/cm	0.87 mg/L	20.80 NTU	-0.1 mV	26.22 ft	200.00 ml/min
9/24/2024 10:25 AM	01:00:00	6.54 pH	21.65 °C	663.16 µS/cm	0.83 mg/L	19.50 NTU	-2.1 mV	26.22 ft	200.00 ml/min

9/24/2024 10:30 AM	01:05:00	6.53 pH	21.52 °C	661.72 µS/cm	0.79 mg/L	18.70 NTU	-3.2 mV	26.22 ft	200.00 ml/min
9/24/2024 10:35 AM	01:10:00	6.54 pH	21.88 °C	648.41 µS/cm	0.72 mg/L	18.80 NTU	-0.4 mV	26.22 ft	200.00 ml/min
9/24/2024 10:40 AM	01:15:00	6.53 pH	22.03 °C	651.71 µS/cm	0.69 mg/L	18.20 NTU	-1.0 mV	26.22 ft	200.00 ml/min
9/24/2024 10:45 AM	01:20:00	6.53 pH	22.12 °C	646.25 µS/cm	0.61 mg/L	14.60 NTU	-5.6 mV	26.22 ft	200.00 ml/min
9/24/2024 10:50 AM	01:25:00	6.54 pH	22.20 °C	654.86 µS/cm	0.51 mg/L	11.10 NTU	-16.3 mV	26.22 ft	200.00 ml/min
9/24/2024 10:55 AM	01:30:00	6.53 pH	22.16 °C	647.68 µS/cm	0.45 mg/L	11.30 NTU	-8.7 mV	26.22 ft	200.00 ml/min
9/24/2024 11:00 AM	01:35:00	6.52 pH	22.18 °C	648.57 µS/cm	0.45 mg/L	11.00 NTU	-8.1 mV	26.22 ft	200.00 ml/min
9/24/2024 11:05 AM	01:40:00	6.53 pH	22.28 °C	660.12 µS/cm	0.44 mg/L	10.80 NTU	-14.6 mV	26.22 ft	200.00 ml/min
9/24/2024 11:10 AM	01:45:00	6.53 pH	22.34 °C	653.16 µS/cm	0.42 mg/L	10.40 NTU	-9.0 mV	26.22 ft	200.00 ml/min
9/24/2024 11:15 AM	01:50:00	6.53 pH	22.34 °C	656.38 µS/cm	0.41 mg/L	9.90 NTU	-15.8 mV	26.22 ft	200.00 ml/min
9/24/2024 11:20 AM	01:55:00	6.51 pH	22.39 °C	660.89 µS/cm	0.38 mg/L	9.60 NTU	-10.0 mV	26.22 ft	200.00 ml/min
9/24/2024 11:25 AM	02:00:00	6.52 pH	22.56 °C	662.89 µS/cm	0.37 mg/L	7.84 NTU	-10.6 mV	26.22 ft	200.00 ml/min
9/24/2024 11:30 AM	02:05:00	6.52 pH	22.48 °C	652.05 µS/cm	0.36 mg/L	7.52 NTU	-10.4 mV	26.22 ft	200.00 ml/min
9/24/2024 11:35 AM	02:10:00	6.52 pH	22.52 °C	663.89 µS/cm	0.37 mg/L	7.34 NTU	-10.7 mV	26.22 ft	200.00 ml/min
9/24/2024 11:40 AM	02:15:00	6.52 pH	22.61 °C	665.86 µS/cm	0.38 mg/L	7.18 NTU	-11.2 mV	26.22 ft	200.00 ml/min
9/24/2024 11:45 AM	02:20:00	6.53 pH	22.70 °C	675.26 µS/cm	0.37 mg/L	6.97 NTU	-11.9 mV	26.22 ft	200.00 ml/min
9/24/2024 11:50 AM	02:25:00	6.52 pH	22.67 °C	671.85 µS/cm	0.35 mg/L	6.38 NTU	-11.9 mV	26.22 ft	200.00 ml/min
9/24/2024 11:55 AM	02:30:00	6.52 pH	22.64 °C	670.79 µS/cm	0.34 mg/L	5.71 NTU	-12.9 mV	26.22 ft	200.00 ml/min
9/24/2024 12:00 PM	02:35:00	6.53 pH	22.87 °C	666.81 µS/cm	0.35 mg/L	5.21 NTU	-18.7 mV	26.22 ft	200.00 ml/min
9/24/2024 12:05 PM	02:40:00	6.51 pH	22.81 °C	673.67 µS/cm	0.35 mg/L	5.25 NTU	-11.6 mV	26.22 ft	200.00 ml/min
9/24/2024 12:10 PM	02:45:00	6.53 pH	22.89 °C	670.20 µS/cm	0.36 mg/L	5.34 NTU	-12.8 mV	26.22 ft	200.00 ml/min
9/24/2024 12:15 PM	02:50:00	6.52 pH	23.05 °C	677.61 µS/cm	0.33 mg/L	5.27 NTU	-13.9 mV	26.22 ft	200.00 ml/min
9/24/2024 12:20 PM	02:55:00	6.52 pH	22.90 °C	676.20 µS/cm	0.35 mg/L	5.45 NTU	-12.7 mV	26.22 ft	200.00 ml/min
9/24/2024 12:25 PM	03:00:00	6.52 pH	23.01 °C	682.25 µS/cm	0.37 mg/L	4.97 NTU	-13.8 mV	26.22 ft	200.00 ml/min

Samples

Sample ID:	Description:
HAM-PT-13	Grab.

Low-Flow Test Report:

Test Date / Time: 9/24/2024 1:45:09 PM
Project: GP-Plant Hammond
Operator Name: Jacob Tracy

Location Name: PT-14 **Well Diameter: 2 in** **Casing Type: PVC** **Screen Length: 10 ft** **Top of Screen: 35.3 ft** **Total Depth: 45.3 ft** **Initial Depth to Water: 26.05 ft**	**Pump Type: Bladder** **Tubing Type: Polyethylene** **Pump Intake From TOC: 40.3 ft** **Estimated Total Volume Pumped: 12 liter** **Flow Cell Volume: 90 ml** **Final Flow Rate: 200 ml/min** **Final Draw Down: 0 ft**	**Instrument Used: Aqua TROLL 400** **Serial Number: 1082822**

Test Notes:
Appendix III & IV + Total Arsenic. Ferrous Iron: 5.8 mg/L, Total Iron: 6.2 mg/L.

Low-Flow Readings:

Date Time	Elapsed Time	pH	Temperature	Specific Conductivity	RDO Concentration	Turbidity	ORP	Depth to Water	Flow
		+/- 0.1	+/- 0.5	+/- 5 %	+/- 0.2	+/- 5	+/- 1	+/- 0.3	
9/24/2024 1:45 PM	00:00	6.69 pH	22.86 °C	789.63 µS/cm	0.48 mg/L	87.80 NTU	-63.7 mV	26.05 ft	200.00 ml/min
9/24/2024 1:50 PM	05:00	6.69 pH	22.51 °C	791.91 µS/cm	0.37 mg/L	75.40 NTU	-63.6 mV	26.05 ft	200.00 ml/min
9/24/2024 1:55 PM	10:00	6.69 pH	22.34 °C	787.07 µS/cm	0.34 mg/L	53.60 NTU	-64.1 mV	26.05 ft	200.00 ml/min
9/24/2024 2:00 PM	15:00	6.69 pH	22.28 °C	785.24 µS/cm	0.31 mg/L	31.50 NTU	-65.9 mV	26.05 ft	200.00 ml/min
9/24/2024 2:05 PM	20:00	6.71 pH	22.20 °C	777.25 µS/cm	0.29 mg/L	20.70 NTU	-67.5 mV	26.05 ft	200.00 ml/min
9/24/2024 2:10 PM	25:00	6.70 pH	22.07 °C	775.33 µS/cm	0.27 mg/L	17.50 NTU	-66.4 mV	26.05 ft	200.00 ml/min
9/24/2024 2:15 PM	30:00	6.71 pH	22.01 °C	772.16 µS/cm	0.26 mg/L	12.90 NTU	-67.5 mV	26.05 ft	200.00 ml/min
9/24/2024 2:20 PM	35:00	6.70 pH	22.06 °C	772.74 µS/cm	0.25 mg/L	10.60 NTU	-68.6 mV	26.05 ft	200.00 ml/min
9/24/2024 2:25 PM	40:00	6.71 pH	21.98 °C	772.36 µS/cm	0.25 mg/L	9.21 NTU	-77.3 mV	26.05 ft	200.00 ml/min
9/24/2024 2:30 PM	45:00	6.70 pH	21.90 °C	768.99 µS/cm	0.25 mg/L	5.83 NTU	-69.3 mV	26.05 ft	200.00 ml/min
9/24/2024 2:35 PM	50:00	6.69 pH	21.80 °C	768.59 µS/cm	0.24 mg/L	5.64 NTU	-69.4 mV	26.05 ft	200.00 ml/min
9/24/2024 2:40 PM	55:00	6.69 pH	21.91 °C	783.86 µS/cm	0.24 mg/L	4.97 NTU	-69.9 mV	26.05 ft	200.00 ml/min

Samples

Sample ID:	Description:
HAM-PT-14	Grab.

Created using VuSitu from In-Situ, Inc.

Low-Flow Test Report:

Test Date / Time: 9/24/2024 10:08:44 AM
Project: GP-Plant Hammond
Operator Name: Zain W.

Location Name: PT-15 **Well Diameter: 2 in** **Casing Type: PVC** **Screen Length: 10 ft** **Top of Screen: 35 ft** **Total Depth: 45 ft** **Initial Depth to Water: 26.13 ft**	**Pump Type: Bladder** **Tubing Type: Polyethylene** **Pump Intake From TOC: 40.3 ft** **Estimated Total Volume Pumped: 8.25 liter** **Flow Cell Volume: 90 ml** **Final Flow Rate: 150 ml/min** **Final Draw Down: 0 ft**	**Instrument Used: Aqua TROLL 400** **Serial Number: 1120055**

Test Notes:
Appendix III & IV + Total Arsenic. Ferrous Iron: 0 mg/L, Total Iron: 0 mg/L.

Weather Conditions:
Cloudy, 75 degrees F.

Low-Flow Readings:

Date Time	Elapsed Time	pH	Temperature	Specific Conductivity	RDO Concentration	Turbidity	ORP	Depth to Water	Flow
		+/- 0.1	+/- 0.5	+/- 5 %	+/- 0.2	+/- 5	+/- 10	+/- 0.3	
9/24/2024 10:08 AM	00:00	6.73 pH	21.04 °C	645.47 µS/cm	1.77 mg/L	10.21 NTU	44.8 mV	26.13 ft	150.00 ml/min
9/24/2024 10:13 AM	05:00	6.73 pH	20.97 °C	630.77 µS/cm	1.46 mg/L	8.49 NTU	42.0 mV	26.13 ft	150.00 ml/min
9/24/2024 10:18 AM	10:00	6.73 pH	20.92 °C	627.07 µS/cm	1.19 mg/L	3.88 NTU	48.8 mV	26.13 ft	150.00 ml/min
9/24/2024 10:23 AM	15:00	6.73 pH	20.93 °C	618.11 µS/cm	0.97 mg/L	2.26 NTU	41.6 mV	26.13 ft	150.00 ml/min
9/24/2024 10:28 AM	20:00	6.72 pH	20.88 °C	614.36 µS/cm	0.85 mg/L	1.99 NTU	47.4 mV	26.13 ft	150.00 ml/min
9/24/2024 10:33 AM	25:00	6.73 pH	20.93 °C	607.24 µS/cm	0.81 mg/L	1.11 NTU	40.9 mV	26.13 ft	150.00 ml/min
9/24/2024 10:38 AM	30:00	6.73 pH	20.93 °C	607.19 µS/cm	0.64 mg/L	1.00 NTU	41.7 mV	26.13 ft	150.00 ml/min
9/24/2024 10:43 AM	35:00	6.73 pH	20.93 °C	600.98 µS/cm	0.56 mg/L	0.93 NTU	50.3 mV	26.13 ft	150.00 ml/min
9/24/2024 10:48 AM	40:00	6.73 pH	20.86 °C	598.09 µS/cm	0.53 mg/L	0.75 NTU	42.3 mV	26.13 ft	150.00 ml/min
9/24/2024 10:53 AM	45:00	6.73 pH	20.88 °C	587.09 µS/cm	0.46 mg/L	0.58 NTU	42.3 mV	26.13 ft	150.00 ml/min
9/24/2024 10:58 AM	50:00	6.73 pH	20.93 °C	582.11 µS/cm	0.43 mg/L	0.55 NTU	41.7 mV	26.13 ft	150.00 ml/min

Samples

Sample ID:	Description:
HAM-PT-15	Grab.

Low-Flow Test Report:

Test Date / Time: 10/2/2024 4:29:21 PM
Project: GP-Plant Hammond
Operator Name: Elisabeth R.

Location Name: INW-03 **Well Diameter: 2 in** **Casing Type: PVC** **Screen Length: 10 ft** **Top of Screen: 17.4 ft** **Total Depth: 27.4 ft** **Initial Depth to Water: 12.45 ft**	**Pump Type: Peristaltic** **Tubing Type: Polyethylene** **Pump Intake From TOC: 22 ft** **Estimated Total Volume Pumped: 5 liter** **Flow Cell Volume: 90 ml** **Final Flow Rate: 200 ml/min** **Final Draw Down: 0 ft**	**Instrument Used: Aqua TROLL 400** **Serial Number: 883561**

Test Notes:
Parameters; No Sample.

Low-Flow Readings:

Date Time	Elapsed Time	pH	Temperature	Specific Conductivity	RDO Concentration	Turbidity	ORP	Depth to Water	Flow
		+/- 0.1	+/- 0.5	+/- 5 %	+/- 0.2	+/- 5	+/- 10	+/- 0.3	
10/2/2024 4:29 PM	00:00	6.69 pH	22.88 °C	863.53 µS/cm	1.61 mg/L	40.50 NTU	-73.6 mV	12.45 ft	200.00 ml/min
10/2/2024 4:34 PM	05:00	5.92 pH	22.28 °C	728.61 µS/cm	0.71 mg/L	31.30 NTU	-17.6 mV	12.45 ft	200.00 ml/min
10/2/2024 4:35 PM	06:27	6.05 pH	22.17 °C	756.08 µS/cm	0.60 mg/L	28.20 NTU	-32.5 mV	12.45 ft	200.00 ml/min
10/2/2024 4:40 PM	11:27	6.30 pH	22.00 °C	796.46 µS/cm	0.58 mg/L	27.20 NTU	-62.7 mV	12.45 ft	200.00 ml/min

Samples

Sample ID:	Description:

Low-Flow Test Report:

Test Date / Time: 10/1/2024 1:40:58 PM
Project: GP-Plant Hammond
Operator Name: Zain W.

Location Name: PT-07 **Well Diameter: 2 in** **Casing Type: PVC** **Screen Length: 10 ft** **Top of Screen: 37.75 ft** **Total Depth: 47.75 ft** **Initial Depth to Water: 25.09 ft**	**Pump Type: Bladder** **Tubing Type: Polyethylene** **Pump Intake From TOC: 42.75 ft** **Estimated Total Volume Pumped: 7.5 liter** **Flow Cell Volume: 90 ml** **Final Flow Rate: 150 ml/min** **Final Draw Down: 0.04 ft**	**Instrument Used: Aqua TROLL 400** **Serial Number: 883530**

Test Notes:
Metals. Ferrous Iron: 0 mg/L. Total Iron: 0 mg/L.

Weather Conditions:
Clear, 90 degrees F.

Low-Flow Readings:

Date Time	Elapsed Time	pH	Temperature	Specific Conductivity	RDO Concentration	Turbidity	ORP	Depth to Water	Flow
		+/- 0.1	+/- 0.5	+/- 5 %	+/- 0.2	+/- 5	+/- 10	+/- 0.3	
10/1/2024 1:40 PM	00:00	6.73 pH	22.11 °C	772.84 µS/cm	0.85 mg/L	16.60 NTU	413.2 mV	25.09 ft	150.00 ml/min
10/1/2024 1:45 PM	05:00	6.91 pH	21.70 °C	772.84 µS/cm	0.64 mg/L	15.20 NTU	711.6 mV	25.13 ft	150.00 ml/min
10/1/2024 1:50 PM	10:00	6.91 pH	21.65 °C	764.40 µS/cm	0.52 mg/L	13.40 NTU	818.8 mV	25.13 ft	150.00 ml/min
10/1/2024 1:55 PM	15:00	6.92 pH	21.47 °C	769.95 µS/cm	0.48 mg/L	11.80 NTU	819.5 mV	25.13 ft	150.00 ml/min
10/1/2024 2:00 PM	20:00	6.93 pH	21.27 °C	767.64 µS/cm	0.40 mg/L	10.21 NTU	725.4 mV	25.13 ft	150.00 ml/min
10/1/2024 2:05 PM	25:00	6.93 pH	21.33 °C	765.65 µS/cm	0.37 mg/L	9.48 NTU	752.4 mV	25.13 ft	150.00 ml/min
10/1/2024 2:10 PM	30:00	6.94 pH	21.16 °C	759.75 µS/cm	0.34 mg/L	8.25 NTU	680.7 mV	25.13 ft	150.00 ml/min
10/1/2024 2:15 PM	35:00	6.93 pH	21.04 °C	763.45 µS/cm	0.28 mg/L	6.33 NTU	685.1 mV	25.13 ft	150.00 ml/min
10/1/2024 2:20 PM	40:00	6.93 pH	20.92 °C	761.07 µS/cm	0.22 mg/L	5.18 NTU	646.6 mV	25.13 ft	150.00 ml/min
10/1/2024 2:25 PM	45:00	6.94 pH	21.10 °C	754.99 µS/cm	0.19 mg/L	4.92 NTU	591.7 mV	25.13 ft	150.00 ml/min

Samples

Sample ID:	Description:

HAM-PT-07	Grab.

Created using VuSitu from In-Situ, Inc.

Low-Flow Test Report:

Test Date / Time: 10/1/2024 12:55:40 PM
Project: GP-Plant Hammond
Operator Name: Elisabeth R.

Location Name: PT-08 **Well Diameter: 2 in** **Casing Type: PVC** **Screen Length: 10 ft** **Top of Screen: 31.93 ft** **Total Depth: 41.93 ft** **Initial Depth to Water: 25.3 ft**	**Pump Type: Bladder** **Tubing Type: Polyethylene** **Pump Intake From TOC: 37 ft** **Estimated Total Volume Pumped: 21 liter** **Flow Cell Volume: 90 ml** **Final Flow Rate: 200 ml/min** **Final Draw Down: 0.02 ft**	**Instrument Used: Aqua TROLL 400** **Serial Number: 883561**

Test Notes:
Metals. Ferrous Iron: 2.0 mg/L, Total Iron: 5.0 mg/L.

Low-Flow Readings:

Date Time	Elapsed Time	pH	Temperature	Specific Conductivity	RDO Concentration	Turbidity	ORP	Depth to Water	Flow
		+/- 0.1	+/- 0.5	+/- 5 %	+/- 0.2	+/- 5	+/- 10	+/- 0.3	
10/1/2024 12:55 PM	00:00	6.66 pH	21.56 °C	763.85 µS/cm	5.98 mg/L	55.40 NTU	-26.6 mV	25.30 ft	200.00 ml/min
10/1/2024 1:00 PM	05:00	6.65 pH	21.41 °C	770.67 µS/cm	5.48 mg/L	40.10 NTU	-25.6 mV	25.30 ft	200.00 ml/min
10/1/2024 1:05 PM	10:00	6.65 pH	21.42 °C	758.41 µS/cm	5.06 mg/L	34.50 NTU	-21.4 mV	25.31 ft	200.00 ml/min
10/1/2024 1:10 PM	15:00	6.66 pH	21.48 °C	769.08 µS/cm	4.60 mg/L	31.60 NTU	-29.3 mV	25.32 ft	200.00 ml/min
10/1/2024 1:15 PM	20:00	6.66 pH	20.97 °C	765.71 µS/cm	4.22 mg/L	28.10 NTU	-43.8 mV	25.32 ft	200.00 ml/min
10/1/2024 1:20 PM	25:00	6.66 pH	21.38 °C	755.58 µS/cm	3.73 mg/L	28.40 NTU	-45.3 mV	25.32 ft	200.00 ml/min
10/1/2024 1:25 PM	30:00	6.65 pH	21.07 °C	751.02 µS/cm	3.42 mg/L	29.40 NTU	-43.6 mV	25.32 ft	200.00 ml/min
10/1/2024 1:30 PM	35:00	6.65 pH	20.80 °C	776.94 µS/cm	3.15 mg/L	28.50 NTU	-41.9 mV	25.32 ft	200.00 ml/min
10/1/2024 1:35 PM	40:00	6.64 pH	20.73 °C	772.73 µS/cm	2.87 mg/L	27.00 NTU	-30.3 mV	25.32 ft	200.00 ml/min
10/1/2024 1:40 PM	45:00	6.64 pH	21.03 °C	768.51 µS/cm	2.58 mg/L	26.40 NTU	-38.1 mV	25.32 ft	200.00 ml/min
10/1/2024 1:45 PM	50:00	6.64 pH	21.34 °C	762.81 µS/cm	2.29 mg/L	21.30 NTU	-27.8 mV	25.32 ft	200.00 ml/min
10/1/2024 1:50 PM	55:00	6.63 pH	21.37 °C	757.78 µS/cm	2.06 mg/L	14.70 NTU	-26.7 mV	25.32 ft	200.00 ml/min
10/1/2024 1:55 PM	01:00:00	6.64 pH	21.19 °C	756.87 µS/cm	1.86 mg/L	13.20 NTU	-33.7 mV	25.32 ft	200.00 ml/min
10/1/2024 2:00 PM	01:05:00	6.63 pH	21.10 °C	753.53 µS/cm	1.70 mg/L	12.50 NTU	-23.9 mV	25.32 ft	200.00 ml/min
10/1/2024 2:05 PM	01:10:00	6.63 pH	21.15 °C	749.72 µS/cm	1.45 mg/L	11.00 NTU	-23.0 mV	25.32 ft	200.00 ml/min

10/1/2024 2:10 PM	01:15:00	6.64 pH	20.97 °C	743.97 µS/cm	1.32 mg/L	9.67 NTU	-22.4 mV	25.32 ft	200.00 ml/min
10/1/2024 2:15 PM	01:20:00	6.63 pH	20.93 °C	739.23 µS/cm	0.92 mg/L	6.41 NTU	-29.6 mV	25.32 ft	200.00 ml/min
10/1/2024 2:20 PM	01:25:00	6.63 pH	20.84 °C	737.03 µS/cm	0.81 mg/L	5.50 NTU	-28.9 mV	25.32 ft	200.00 ml/min
10/1/2024 2:25 PM	01:30:00	6.62 pH	21.11 °C	732.46 µS/cm	0.70 mg/L	3.57 NTU	-19.7 mV	25.32 ft	200.00 ml/min
10/1/2024 2:30 PM	01:35:00	6.62 pH	21.37 °C	730.56 µS/cm	0.59 mg/L	4.11 NTU	-26.9 mV	25.32 ft	200.00 ml/min
10/1/2024 2:35 PM	01:40:00	6.63 pH	21.51 °C	732.73 µS/cm	0.52 mg/L	3.60 NTU	-27.1 mV	25.32 ft	200.00 ml/min

Samples

Sample ID:	Description:
HAM-PT-08	Grab.

Low-Flow Test Report:

Test Date / Time: 10/2/2024 11:16:09 AM
Project: GP-Plant Hammond
Operator Name: Zain W.

Location Name: PT-09 **Well Diameter: 2 in** **Casing Type: PVC** **Screen Length: 10 ft** **Top of Screen: 20.47 ft** **Total Depth: 30.47 ft** **Initial Depth to Water: 15.5 ft**	**Pump Type: Peristaltic** **Tubing Type: Polyethylene** **Pump Intake From TOC: 25.47 ft** **Estimated Total Volume Pumped: 10.5 liter** **Flow Cell Volume: 90 ml** **Final Flow Rate: 150 ml/min** **Final Draw Down: 0.01 ft**	**Instrument Used: Aqua TROLL 400** **Serial Number: 883530**

Test Notes:
Metals. Ferrous Iron: 0 mg/L, Total Iron: 0 mg/L.

Weather Conditions: Clear, 85 degrees F.

Low-Flow Readings:

Date Time	Elapsed Time	pH	Temperature	Specific Conductivity	RDO Concentration	Turbidity	ORP	Depth to Water	Flow
		+/- 0.1	+/- 0.5	+/- 5 %	+/- 0.2	+/- 5	+/- 10	+/- 0.3	
10/2/2024 11:16 AM	00:00	6.77 pH	21.20 °C	647.49 µS/cm	0.05 mg/L	32.00 NTU	111.9 mV	15.50 ft	150.00 ml/min
10/2/2024 11:21 AM	05:00	6.80 pH	21.15 °C	693.39 µS/cm	0.04 mg/L	30.60 NTU	401.2 mV	15.51 ft	150.00 ml/min
10/2/2024 11:26 AM	10:00	6.81 pH	21.13 °C	691.98 µS/cm	0.04 mg/L	28.50 NTU	447.7 mV	15.51 ft	150.00 ml/min
10/2/2024 11:31 AM	15:00	6.81 pH	20.98 °C	697.20 µS/cm	0.04 mg/L	27.70 NTU	463.8 mV	15.51 ft	150.00 ml/min
10/2/2024 11:36 AM	20:00	6.81 pH	20.98 °C	698.06 µS/cm	0.04 mg/L	26.90 NTU	469.6 mV	15.51 ft	150.00 ml/min
10/2/2024 11:41 AM	25:00	6.80 pH	21.06 °C	697.25 µS/cm	0.03 mg/L	27.40 NTU	470.3 mV	15.51 ft	150.00 ml/min
10/2/2024 11:46 AM	30:00	6.80 pH	21.11 °C	694.10 µS/cm	0.03 mg/L	23.20 NTU	467.8 mV	15.51 ft	150.00 ml/min
10/2/2024 11:51 AM	35:00	6.80 pH	21.11 °C	698.38 µS/cm	0.03 mg/L	17.90 NTU	465.4 mV	15.51 ft	150.00 ml/min
10/2/2024 11:56 AM	40:00	6.80 pH	21.19 °C	691.78 µS/cm	0.03 mg/L	14.80 NTU	461.8 mV	15.51 ft	150.00 ml/min
10/2/2024 12:01 PM	45:00	6.79 pH	21.05 °C	692.02 µS/cm	0.03 mg/L	11.40 NTU	458.3 mV	15.51 ft	150.00 ml/min
10/2/2024 12:06 PM	50:00	6.79 pH	21.02 °C	693.76 µS/cm	0.03 mg/L	6.93 NTU	455.5 mV	15.51 ft	150.00 ml/min
10/2/2024 12:11 PM	55:00	6.81 pH	21.16 °C	697.36 µS/cm	0.04 mg/L	5.14 NTU	451.8 mV	15.51 ft	150.00 ml/min
10/2/2024 12:16 PM	01:00:00	6.81 pH	21.11 °C	696.66 µS/cm	0.05 mg/L	3.87 NTU	447.2 mV	15.51 ft	150.00 ml/min

Samples

Sample ID:	Description:
HAM-PT-09	Grab.
HAM-AP1-FD-01	Grab.

Low-Flow Test Report:

Test Date / Time: 10/2/2024 11:33:40 AM
Project: GP-Plant Hammond
Operator Name: Elisabeth R.

Location Name: PT-10 **Well Diameter: 2 in** **Casing Type: PVC** **Screen Length: 25.45 ft** **Top of Screen: 20.45 ft** **Total Depth: 30.45 ft** **Initial Depth to Water: 15.7 ft**	**Pump Type: Peristaltic** **Tubing Type: Polyethylene Pump** **Intake From TOC: 25 ft** **Estimated Total Volume Pumped: 8 liter** **Flow Cell Volume: 90 ml** **Final Flow Rate: 200 ml/min Final Draw Down: 0.02 ft**	**Instrument Used: Aqua TROLL 400** **Serial Number: 883561**

Test Notes:
Metals. Ferrous Iron: 0 mg/L, Total Iron: 0 mg/L.

Low-Flow Readings:

Date Time	Elapsed Time	pH	Temperature	Specific Conductivity	RDO Concentration	Turbidity	ORP	Depth to Water	Flow
		+/- 0.1	+/- 0.5	+/- 5 %	+/- 0.2	+/- 5	+/- 10	+/- 0.3	
10/2/2024 11:33 AM	00:00	7.08 pH	21.57 °C	706.62 µS/cm	0.53 mg/L	21.80 NTU	-40.5 mV	15.70 ft	200.00 ml/min
10/2/2024 11:38 AM	05:00	7.06 pH	21.58 °C	698.33 µS/cm	0.53 mg/L	18.30 NTU	-44.7 mV	15.71 ft	200.00 ml/min
10/2/2024 11:43 AM	10:00	7.04 pH	21.58 °C	689.07 µS/cm	0.53 mg/L	13.40 NTU	-39.2 mV	15.71 ft	200.00 ml/min
10/2/2024 11:48 AM	15:00	7.03 pH	21.49 °C	685.61 µS/cm	0.56 mg/L	7.83 NTU	-31.0 mV	15.71 ft	200.00 ml/min
10/2/2024 11:53 AM	20:00	7.01 pH	21.67 °C	680.20 µS/cm	0.39 mg/L	4.67 NTU	-13.1 mV	15.72 ft	200.00 ml/min
10/2/2024 11:58 AM	25:00	7.01 pH	21.64 °C	676.89 µS/cm	0.28 mg/L	2.98 NTU	-8.8 mV	15.72 ft	200.00 ml/min
10/2/2024 12:03 PM	30:00	6.99 pH	21.62 °C	674.40 µS/cm	0.28 mg/L	2.31 NTU	-6.2 mV	15.72 ft	200.00 ml/min

Samples

Sample ID:	Description:
HAM-PT-10	Grab.

Low-Flow Test Report:

Test Date / Time: 10/2/2024 9:16:22 AM
Project: GP-Plant Hammond
Operator Name: Zain W.

Location Name: PT-11 **Well Diameter: 2 in** **Casing Type: PVC** **Screen Length: 10 ft** **Top of Screen: 16.9 ft** **Total Depth: 26.9 ft** **Initial Depth to Water: 12.1 ft**	**Pump Type: Peristaltic** **Tubing Type: Polyethylene** **Pump Intake From TOC: 21.9 ft** **Estimated Total Volume Pumped: 7.5 liter** **Flow Cell Volume: 90 ml** **Final Flow Rate: 150 ml/min Final Draw Down: 0.01 ft**	**Instrument Used: Aqua TROLL 400** **Serial Number: 883530**

Test Notes:
Metals. Ferrous Iron: 2.0 mg/L, Total Iron: 2.0 mg/L.

Weather Conditions:
Clear, 75 degrees F.

Low-Flow Readings:

Date Time	Elapsed Time	pH	Temperature	Specific Conductivity	RDO Concentration	Turbidity	ORP	Depth to Water	Flow
		+/- 0.1	+/- 0.5	+/- 5 %	+/- 0.2	+/- 5	+/- 10	+/- 0.3	
10/2/2024 9:16 AM	00:00	7.00 pH	21.21 °C	628.69 µS/cm	0.53 mg/L	3.26 NTU	171.2 mV	12.10 ft	150.00 ml/min
10/2/2024 9:21 AM	05:00	6.80 pH	20.75 °C	652.77 µS/cm	0.37 mg/L	4.68 NTU	478.2 mV	12.11 ft	150.00 ml/min
10/2/2024 9:26 AM	10:00	6.79 pH	20.84 °C	656.05 µS/cm	0.28 mg/L	4.85 NTU	505.0 mV	12.11 ft	150.00 ml/min
10/2/2024 9:31 AM	15:00	6.67 pH	20.98 °C	661.83 µS/cm	0.10 mg/L	5.16 NTU	414.7 mV	12.11 ft	150.00 ml/min
10/2/2024 9:36 AM	20:00	6.68 pH	21.01 °C	669.17 µS/cm	0.09 mg/L	4.55 NTU	407.9 mV	12.11 ft	150.00 ml/min
10/2/2024 9:41 AM	25:00	6.68 pH	21.02 °C	667.35 µS/cm	0.08 mg/L	5.93 NTU	460.1 mV	12.11 ft	150.00 ml/min
10/2/2024 9:46 AM	30:00	6.67 pH	20.98 °C	668.51 µS/cm	0.07 mg/L	6.60 NTU	457.6 mV	12.11 ft	150.00 ml/min
10/2/2024 9:51 AM	35:00	6.66 pH	21.07 °C	661.15 µS/cm	0.06 mg/L	6.97 NTU	458.3 mV	12.11 ft	150.00 ml/min
10/2/2024 9:56 AM	40:00	6.66 pH	21.13 °C	664.35 µS/cm	0.06 mg/L	5.49 NTU	417.2 mV	12.11 ft	150.00 ml/min
10/2/2024 10:01 AM	45:00	6.64 pH	21.20 °C	658.94 µS/cm	0.06 mg/L	4.70 NTU	406.7 mV	12.11 ft	150.00 ml/min

Samples

Sample ID:	Description:

HAM-PT-11	Grab.

Low-Flow Test Report:

Test Date / Time: 10/2/2024 8:47:38 AM
Project: GP-Plant Hammond
Operator Name: Elisabeth R.

Location Name: PT-12 **Well Diameter: 2 in** **Casing Type: PVC** **Screen Length: 10 ft** **Top of Screen: 17.3 ft** **Total Depth: 27.3 ft** **Initial Depth to Water: 12.1 ft**	**Pump Type: Peristaltic** **Tubing Type: Polyethylene** **Pump Intake From TOC: 22 ft** **Estimated Total Volume Pumped: 20 liter** **Flow Cell Volume: 90 ml** **Final Flow Rate: 200 ml/min Final Draw Down: 0.01 ft**	**Instrument Used: Aqua TROLL 400** **Serial Number: 883561**

Test Notes:
Metals. Ferrous Iron: 0 mg/L, Total Iron: 0 mg/L.

Low-Flow Readings:

Date Time	Elapsed Time	pH	Temperature	Specific Conductivity	RDO Concentration	Turbidity	ORP	Depth to Water	Flow
		+/- 0.1	+/- 0.5	+/- 5 %	+/- 0.2	+/- 5	+/- 10	+/- 0.3	
10/2/2024 8:47 AM	00:00	6.49 pH	19.69 °C	675.14 µS/cm	1.43 mg/L	21.20 NTU	109.8 mV	12.10 ft	200.00 ml/min
10/2/2024 8:52 AM	05:00	6.69 pH	19.64 °C	692.57 µS/cm	1.75 mg/L	18.60 NTU	108.1 mV	12.11 ft	200.00 ml/min
10/2/2024 8:57 AM	10:00	6.70 pH	19.65 °C	690.21 µS/cm	2.04 mg/L	17.30 NTU	78.9 mV	12.11 ft	200.00 ml/min
10/2/2024 9:02 AM	15:00	6.71 pH	19.68 °C	691.52 µS/cm	1.19 mg/L	14.60 NTU	74.2 mV	12.11 ft	200.00 ml/min
10/2/2024 9:07 AM	20:00	6.76 pH	19.67 °C	705.37 µS/cm	3.21 mg/L	15.10 NTU	79.3 mV	12.11 ft	200.00 ml/min
10/2/2024 9:12 AM	25:00	6.78 pH	19.72 °C	627.46 µS/cm	3.36 mg/L	18.30 NTU	81.8 mV	12.11 ft	200.00 ml/min
10/2/2024 9:17 AM	30:00	6.74 pH	19.82 °C	630.40 µS/cm	2.90 mg/L	23.30 NTU	80.4 mV	12.11 ft	200.00 ml/min
10/2/2024 9:22 AM	35:00	6.71 pH	19.90 °C	688.92 µS/cm	2.44 mg/L	22.80 NTU	78.9 mV	12.11 ft	200.00 ml/min
10/2/2024 9:27 AM	40:00	6.68 pH	20.11 °C	690.35 µS/cm	0.42 mg/L	19.50 NTU	72.3 mV	12.11 ft	200.00 ml/min
10/2/2024 9:32 AM	45:00	6.67 pH	20.32 °C	685.26 µS/cm	0.23 mg/L	17.80 NTU	87.4 mV	12.11 ft	200.00 ml/min
10/2/2024 9:37 AM	50:00	6.66 pH	20.44 °C	681.26 µS/cm	0.23 mg/L	15.80 NTU	87.1 mV	12.11 ft	200.00 ml/min
10/2/2024 9:42 AM	55:00	6.66 pH	20.52 °C	677.61 µS/cm	0.22 mg/L	13.40 NTU	86.6 mV	12.11 ft	200.00 ml/min
10/2/2024 9:47 AM	01:00:00	6.67 pH	20.62 °C	677.33 µS/cm	0.21 mg/L	11.10 NTU	66.4 mV	12.11 ft	200.00 ml/min
10/2/2024 9:52 AM	01:05:00	6.67 pH	20.72 °C	673.79 µS/cm	0.21 mg/L	10.70 NTU	83.7 mV	12.11 ft	200.00 ml/min
10/2/2024 9:57 AM	01:10:00	6.66 pH	20.84 °C	672.89 µS/cm	0.21 mg/L	5.85 NTU	65.7 mV	12.11 ft	200.00 ml/min

10/2/2024 10:02 AM	01:15:00	6.65 pH	20.84 °C	681.56 µS/cm	1.12 mg/L	4.19 NTU	67.7 mV	12.11 ft	200.00 ml/min
10/2/2024 10:07 AM	01:19:30	6.65 pH	20.84 °C	682.42 µS/cm	1.57 mg/L	3.70 NTU	71.5 mV	12.11 ft	200.00 ml/min
10/2/2024 10:12 AM	01:24:30	6.65 pH	20.86 °C	673.47 µS/cm	2.18 mg/L	3.20 NTU	86.8 mV	12.11 ft	200.00 ml/min
10/2/2024 10:17 AM	01:29:30	6.70 pH	20.88 °C	678.79 µS/cm	2.35 mg/L	3.22 NTU	94.0 mV	12.11 ft	200.00 ml/min
10/2/2024 10:20 AM	01:32:50	6.71 pH	20.84 °C	674.50 µS/cm	2.21 mg/L	2.93 NTU	75.6 mV	12.11 ft	200.00 ml/min

Samples

Sample ID:	Description:
HAM-PT-12	Grab.

Low-Flow Test Report:

Test Date / Time: 10/1/2024 9:35:45 AM
Project: GP-Plant Hammond
Operator Name: Zain W.

Location Name: PT-13 **Well Diameter: 2 in** **Casing Type: PVC** **Screen Length: 10 ft** **Top of Screen: 35.3 ft** **Total Depth: 45.3 ft** **Initial Depth to Water: 24.83 ft**	**Pump Type: Bladder** **Tubing Type: Polyethylene** **Pump Intake From TOC: 40.3 ft** **Estimated Total Volume Pumped: 24 liter** **Flow Cell Volume: 90 ml** **Final Flow Rate: 150 ml/min** **Final Draw Down: 0.05 ft**	**Instrument Used: Aqua TROLL 400** **Serial Number: 883530**

Test Notes:
Metals. Ferrous Iron: 1.5 mg/L, Total Iron: 1.5 mg/L.

Weather Conditions:
Cloudy, 80 degrees F.

Low-Flow Readings:

Date Time	Elapsed Time	pH	Temperature	Specific Conductivity	RDO Concentration	Turbidity	ORP	Depth to Water	Flow
		+/- 0.1	+/- 0.5	+/- 5 %	+/- 0.2	+/- 5	+/- 10	+/- 0.3	
10/1/2024 9:35 AM	00:00	6.73 pH	20.45 °C	817.23 µS/cm	2.32 mg/L	++++	263.2 mV	24.83 ft	150.00 ml/min
10/1/2024 9:40 AM	05:00	6.73 pH	20.31 °C	793.43 µS/cm	2.66 mg/L	++++	472.0 mV	24.87 ft	150.00 ml/min
10/1/2024 9:45 AM	10:00	6.72 pH	20.70 °C	774.18 µS/cm	2.05 mg/L	++++	473.7 mV	24.87 ft	150.00 ml/min
10/1/2024 9:50 AM	15:00	6.70 pH	20.40 °C	754.08 µS/cm	1.83 mg/L	++++	480.7 mV	24.88 ft	150.00 ml/min
10/1/2024 9:55 AM	20:00	6.69 pH	20.27 °C	729.96 µS/cm	1.64 mg/L	70.20 NTU	477.0 mV	24.88 ft	150.00 ml/min
10/1/2024 10:00 AM	25:00	6.68 pH	20.26 °C	726.14 µS/cm	1.46 mg/L	49.30 NTU	374.9 mV	24.88 ft	150.00 ml/min
10/1/2024 10:05 AM	30:00	6.66 pH	20.35 °C	720.21 µS/cm	1.27 mg/L	34.70 NTU	334.4 mV	24.88 ft	150.00 ml/min
10/1/2024 10:10 AM	35:00	6.65 pH	20.81 °C	746.59 µS/cm	0.42 mg/L	26.50 NTU	250.6 mV	24.88 ft	150.00 ml/min
10/1/2024 10:15 AM	40:00	6.65 pH	21.02 °C	737.08 µS/cm	0.34 mg/L	20.50 NTU	248.0 mV	24.88 ft	150.00 ml/min
10/1/2024 10:20 AM	45:00	6.65 pH	21.40 °C	730.98 µS/cm	0.29 mg/L	18.60 NTU	374.1 mV	24.88 ft	150.00 ml/min
10/1/2024 10:25 AM	50:00	6.63 pH	21.22 °C	733.37 µS/cm	0.25 mg/L	15.70 NTU	550.9 mV	24.88 ft	150.00 ml/min
10/1/2024 10:30 AM	55:00	6.64 pH	20.85 °C	728.19 µS/cm	0.23 mg/L	12.80 NTU	574.5 mV	24.88 ft	150.00 ml/min
10/1/2024 10:35 AM	01:00:00	6.64 pH	20.93 °C	727.00 µS/cm	0.22 mg/L	11.30 NTU	614.2 mV	24.88 ft	150.00 ml/min

10/1/2024 10:40 AM	01:05:00	6.64 pH	20.80 °C	726.01 µS/cm	0.20 mg/L	10.60 NTU	634.0 mV	24.88 ft	150.00 ml/min
10/1/2024 10:45 AM	01:10:00	6.64 pH	20.62 °C	726.57 µS/cm	0.18 mg/L	12.10 NTU	641.4 mV	24.88 ft	150.00 ml/min
10/1/2024 10:50 AM	01:15:00	6.65 pH	20.53 °C	748.23 µS/cm	0.14 mg/L	11.20 NTU	644.9 mV	24.88 ft	150.00 ml/min
10/1/2024 10:55 AM	01:20:00	6.64 pH	20.49 °C	745.19 µS/cm	0.12 mg/L	10.50 NTU	680.9 mV	24.88 ft	150.00 ml/min
10/1/2024 11:00 AM	01:25:00	6.64 pH	20.51 °C	742.38 µS/cm	0.11 mg/L	9.49 NTU	629.7 mV	24.88 ft	150.00 ml/min
10/1/2024 11:05 AM	01:30:00	6.64 pH	20.49 °C	740.99 µS/cm	0.10 mg/L	8.73 NTU	618.4 mV	24.88 ft	150.00 ml/min
10/1/2024 11:10 AM	01:35:00	6.65 pH	20.49 °C	739.68 µS/cm	0.10 mg/L	8.45 NTU	618.9 mV	24.88 ft	150.00 ml/min
10/1/2024 11:15 AM	01:40:00	6.63 pH	20.49 °C	738.34 µS/cm	0.10 mg/L	7.86 NTU	656.9 mV	24.88 ft	150.00 ml/min
10/1/2024 11:20 AM	01:45:00	6.64 pH	20.49 °C	742.72 µS/cm	0.09 mg/L	7.44 NTU	613.6 mV	24.88 ft	150.00 ml/min
10/1/2024 11:25 AM	01:50:00	6.64 pH	20.44 °C	743.93 µS/cm	0.09 mg/L	7.11 NTU	621.6 mV	24.88 ft	150.00 ml/min
10/1/2024 11:30 AM	01:55:00	6.63 pH	20.44 °C	741.76 µS/cm	0.08 mg/L	6.35 NTU	665.2 mV	24.88 ft	150.00 ml/min
10/1/2024 11:35 AM	02:00:00	6.64 pH	20.44 °C	739.18 µS/cm	0.08 mg/L	5.94 NTU	622.3 mV	24.88 ft	150.00 ml/min
10/1/2024 11:40 AM	02:05:00	6.64 pH	20.40 °C	735.67 µS/cm	0.07 mg/L	5.78 NTU	619.4 mV	24.88 ft	150.00 ml/min
10/1/2024 11:45 AM	02:10:00	6.63 pH	20.40 °C	734.07 µS/cm	0.07 mg/L	5.91 NTU	663.5 mV	24.88 ft	150.00 ml/min
10/1/2024 11:50 AM	02:15:00	6.64 pH	20.59 °C	732.08 µS/cm	0.06 mg/L	5.47 NTU	621.8 mV	24.88 ft	150.00 ml/min
10/1/2024 11:55 AM	02:20:00	6.64 pH	20.89 °C	728.17 µS/cm	0.06 mg/L	5.23 NTU	625.2 mV	24.88 ft	150.00 ml/min
10/1/2024 12:00 PM	02:25:00	6.63 pH	21.28 °C	726.98 µS/cm	0.06 mg/L	5.17 NTU	653.7 mV	24.88 ft	150.00 ml/min
10/1/2024 12:05 PM	02:30:00	6.63 pH	21.20 °C	727.42 µS/cm	0.06 mg/L	5.69 NTU	683.7 mV	24.88 ft	150.00 ml/min
10/1/2024 12:10 PM	02:35:00	6.63 pH	21.04 °C	726.14 µS/cm	0.06 mg/L	4.83 NTU	716.9 mV	24.88 ft	150.00 ml/min

Samples

Sample ID:	Description:
HAM-PT-13	Grab.

Low-Flow Test Report:

Test Date / Time: 10/1/2024 10:12:19 AM
Project: GP-Plant Hammond
Operator Name: Elisabeth R.

Location Name: PT-14 **Well Diameter: 2 in** **Casing Type: PVC** **Screen Length: 10 ft** **Top of Screen: 35.03 ft** **Total Depth: 45.03 ft** **Initial Depth to Water: 25.07 ft**	**Pump Type: Bladder** **Tubing Type: Polyethylene** **Pump Intake From TOC: 40 ft** **Estimated Total Volume Pumped: 12 liter** **Flow Cell Volume: 90 ml** **Final Flow Rate: 160 ml/min** **Final Draw Down: 0.03 ft**	**Instrument Used: Aqua TROLL 400** **Serial Number: 883561**

Test Notes:
Metals. Ferrous Iron: 2.25 mg/L, Total Iron: 6.5 mg/L.

Low-Flow Readings:

Date Time	Elapsed Time	pH	Temperature	Specific Conductivity	RDO Concentration	Turbidity	ORP	Depth to Water	Flow
		+/- 0.1	+/- 0.5	+/- 5 %	+/- 0.2	+/- 5	+/- 10	+/- 0.3	
10/1/2024 10:12 AM	00:00	6.72 pH	19.99 °C	830.59 µS/cm	4.57 mg/L	64.60 NTU	-28.8 mV	25.10 ft	160.00 ml/min
10/1/2024 10:17 AM	05:00	6.72 pH	19.99 °C	825.95 µS/cm	4.09 mg/L	55.70 NTU	-47.2 mV	25.10 ft	160.00 ml/min
10/1/2024 10:22 AM	10:00	6.72 pH	20.06 °C	818.99 µS/cm	3.63 mg/L	42.60 NTU	-35.2 mV	25.10 ft	160.00 ml/min
10/1/2024 10:27 AM	15:00	6.72 pH	19.96 °C	813.64 µS/cm	3.29 mg/L	35.70 NTU	-37.0 mV	25.10 ft	160.00 ml/min
10/1/2024 10:32 AM	20:00	6.73 pH	19.95 °C	810.29 µS/cm	2.99 mg/L	23.50 NTU	-38.8 mV	25.10 ft	160.00 ml/min
10/1/2024 10:37 AM	25:00	6.73 pH	19.86 °C	807.83 µS/cm	2.70 mg/L	18.50 NTU	-39.5 mV	25.10 ft	160.00 ml/min
10/1/2024 10:42 AM	30:00	6.73 pH	19.72 °C	810.38 µS/cm	0.16 mg/L	16.60 NTU	-38.6 mV	25.10 ft	160.00 ml/min
10/1/2024 10:47 AM	35:00	6.73 pH	19.63 °C	805.85 µS/cm	0.13 mg/L	13.40 NTU	-40.6 mV	25.10 ft	160.00 ml/min
10/1/2024 10:52 AM	40:00	6.73 pH	19.55 °C	801.35 µS/cm	0.13 mg/L	8.87 NTU	-53.6 mV	25.10 ft	160.00 ml/min
10/1/2024 10:57 AM	45:00	6.74 pH	19.53 °C	796.99 µS/cm	0.23 mg/L	6.95 NTU	-54.6 mV	25.10 ft	160.00 ml/min
10/1/2024 11:02 AM	50:00	6.74 pH	19.50 °C	791.95 µS/cm	0.17 mg/L	7.34 NTU	-55.3 mV	25.10 ft	160.00 ml/min
10/1/2024 11:07 AM	55:00	6.72 pH	19.51 °C	790.85 µS/cm	0.17 mg/L	6.92 NTU	-54.8 mV	25.10 ft	160.00 ml/min
10/1/2024 11:12 AM	01:00:00	6.73 pH	19.50 °C	786.55 µS/cm	0.15 mg/L	5.67 NTU	-41.8 mV	25.10 ft	160.00 ml/min
10/1/2024 11:17 AM	01:05:00	6.73 pH	19.49 °C	778.06 µS/cm	0.13 mg/L	4.89 NTU	-43.0 mV	25.10 ft	160.00 ml/min

Samples

Sample ID:	Description:
HAM-PT-14	Grab.

Low-Flow Test Report:

Test Date / Time: 10/1/2024 3:52:20 PM
Project: GP-Plant Hammond
Operator Name: Elisabeth R.

Location Name: PT-15 **Well Diameter: 2 in** **Casing Type: PVC** **Screen Length: 10 ft** **Top of Screen: 35 ft** **Total Depth: 45 ft** **Initial Depth to Water: 24.81 ft**	**Pump Type: Bladder** **Tubing Type: Polyethylene** **Pump Intake From TOC: 40 ft** **Estimated Total Volume Pumped: 19 liter** **Flow Cell Volume: 90 ml** **Final Flow Rate: 200 ml/min** **Final Draw Down: 0 ft**	**Instrument Used: Aqua TROLL 400** **Serial Number: 883561**

Test Notes:
Metals. Ferrous Iron: 0 mg/L, Total Iron: 0 mg/L.

Low-Flow Readings:

Date Time	Elapsed Time	pH	Temperature	Specific Conductivity	RDO Concentration	Turbidity	ORP	Depth to Water	Flow
		+/- 0.1	+/- 0.5	+/- 5 %	+/- 0.2	+/- 5	+/- 10	+/- 0.3	
10/1/2024 3:52 PM	00:00	6.87 pH	22.53 °C	780.08 µS/cm	5.04 mg/L	++++	63.8 mV	24.81 ft	200.00 ml/min
10/1/2024 3:52 PM	00:18	6.88 pH	22.41 °C	779.80 µS/cm	4.89 mg/L	++++	58.5 mV	24.81 ft	200.00 ml/min
10/1/2024 3:57 PM	05:18	6.87 pH	21.58 °C	790.37 µS/cm	4.36 mg/L	++++	53.7 mV	24.81 ft	200.00 ml/min
10/1/2024 4:02 PM	10:18	6.85 pH	21.27 °C	788.88 µS/cm	3.94 mg/L	++++	53.1 mV	24.81 ft	200.00 ml/min
10/1/2024 4:07 PM	15:18	6.85 pH	21.11 °C	785.10 µS/cm	3.47 mg/L	++++	52.1 mV	24.81 ft	200.00 ml/min
10/1/2024 4:12 PM	20:18	6.84 pH	21.00 °C	780.52 µS/cm	3.06 mg/L	86.80 NTU	62.5 mV	24.81 ft	200.00 ml/min
10/1/2024 4:17 PM	25:18	6.84 pH	20.86 °C	776.20 µS/cm	2.73 mg/L	72.30 NTU	63.1 mV	24.81 ft	200.00 ml/min
10/1/2024 4:22 PM	30:18	6.84 pH	20.83 °C	778.55 µS/cm	2.36 mg/L	54.30 NTU	51.6 mV	24.81 ft	200.00 ml/min
10/1/2024 4:27 PM	35:18	6.83 pH	20.78 °C	775.01 µS/cm	2.15 mg/L	31.20 NTU	63.1 mV	24.81 ft	200.00 ml/min
10/1/2024 4:32 PM	40:18	6.82 pH	20.75 °C	771.05 µS/cm	1.94 mg/L	26.20 NTU	62.0 mV	24.81 ft	200.00 ml/min
10/1/2024 4:37 PM	45:18	6.82 pH	20.71 °C	768.33 µS/cm	1.75 mg/L	23.50 NTU	61.3 mV	24.81 ft	200.00 ml/min
10/1/2024 4:42 PM	50:18	6.82 pH	20.75 °C	764.92 µS/cm	1.58 mg/L	17.90 NTU	49.5 mV	24.81 ft	200.00 ml/min
10/1/2024 4:47 PM	55:18	6.82 pH	20.70 °C	777.11 µS/cm	1.41 mg/L	15.30 NTU	59.9 mV	24.81 ft	200.00 ml/min
10/1/2024 4:52 PM	01:00:18	6.82 pH	20.66 °C	772.45 µS/cm	1.25 mg/L	11.00 NTU	60.9 mV	24.81 ft	200.00 ml/min
10/1/2024 4:57 PM	01:05:18	6.82 pH	20.61 °C	769.84 µS/cm	1.10 mg/L	9.81 NTU	49.5 mV	24.81 ft	200.00 ml/min

10/1/2024 5:02 PM	01:10:18	6.81 pH	20.62 °C	768.09 µS/cm	0.99 mg/L	7.32 NTU	50.2 mV	24.81 ft	200.00 ml/min
10/1/2024 5:07 PM	01:15:18	6.81 pH	20.66 °C	771.08 µS/cm	0.73 mg/L	6.78 NTU	50.1 mV	24.81 ft	200.00 ml/min
10/1/2024 5:12 PM	01:20:18	6.81 pH	20.64 °C	769.04 µS/cm	0.64 mg/L	5.53 NTU	60.9 mV	24.81 ft	200.00 ml/min
10/1/2024 5:17 PM	01:25:18	6.81 pH	20.64 °C	771.11 µS/cm	0.55 mg/L	4.97 NTU	61.9 mV	24.81 ft	200.00 ml/min

Samples

Sample ID:	Description:
HAM-PT-15	Grab.

Low-Flow Test Report:

Test Date / Time: 10/9/2024 1:54:52 PM
Project: GP-Plant Hammond
Operator Name: Elisabeth R.

Location Name: INW-03 **Well Diameter: 2 in** **Casing Type: PVC** **Screen Length: 10 ft** **Top of Screen: 17.4 ft** **Total Depth: 27.4 ft** **Initial Depth to Water: 13.08 ft**	**Pump Type: Peristaltic** **Tubing Type: Polyethylene** **Pump Intake From TOC: 22.4 ft** **Estimated Total Volume Pumped: 4 liter** **Flow Cell Volume: 90 ml** **Final Flow Rate: 200 ml/min** **Final Draw Down: 0 ft**	**Instrument Used: Aqua TROLL 400** **Serial Number: 968202**

Test Notes:
Parameters.

Low-Flow Readings:

Date Time	Elapsed Time	pH	Temperature	Specific Conductivity	RDO Concentration	Turbidity	ORP	Depth to Water	Flow
		+/- 0.1	+/- 0.5	+/- 5 %	+/- 0.2	+/- 5	+/- 10	+/- 0.3	
10/9/2024 1:54 PM	00:00	6.05 pH	22.58 °C	693.39 µS/cm	1.06 mg/L	3.30 NTU	-12.3 mV	13.08 ft	200.00 ml/min
10/9/2024 1:59 PM	05:00	6.04 pH	21.85 °C	705.48 µS/cm	0.63 mg/L	2.90 NTU	-12.1 mV	13.08 ft	200.00 ml/min
10/9/2024 2:04 PM	10:04	6.68 pH	21.72 °C	834.34 µS/cm	0.05 mg/L	2.03 NTU	-88.6 mV	13.08 ft	200.00 ml/min
10/9/2024 2:09 PM	15:04	6.73 pH	21.53 °C	840.17 µS/cm	0.08 mg/L	1.27 NTU	-98.7 mV	13.08 ft	200.00 ml/min

Samples

Sample ID:	Description:

Created using VuSitu from In-Situ, Inc.

Low-Flow Test Report:

Test Date / Time: 10/9/2024 3:00:19 PM
Project: GP-Plant Hammond
Operator Name: Zain W.

Location Name: INW-04 **Well Diameter: 2 in** **Casing Type: PVC** **Screen Length: 10 ft** **Top of Screen: 35.3 ft** **Total Depth: 45.3 ft** **Initial Depth to Water: 25.38 ft**	**Pump Type: Bladder** **Tubing Type: Polyethylene** **Pump Intake From TOC: 40.3 ft** **Estimated Total Volume Pumped: 2.25 liter** **Flow Cell Volume: 90 ml** **Final Flow Rate: 150 ml/min** **Final Draw Down: 0.13 ft**	**Instrument Used: Aqua TROLL 400** **Serial Number: 1080302**

Test Notes:
Parameters.

Weather Conditions:
Clear, 90 degrees F.

Low-Flow Readings:

Date Time	Elapsed Time	pH	Temperature	Specific Conductivity	RDO Concentration	Turbidity	ORP	Depth to Water	Flow
		+/- 0.1	+/- 0.5	+/- 5 %	+/- 0.2	+/- 5	+/- 10	+/- 0.3	
10/9/2024 3:00 PM	00:00	6.33 pH	23.80 °C	610.47 µS/cm	3.43 mg/L	309.00 NTU	13.0 mV	25.38 ft	150.00 ml/min
10/9/2024 3:05 PM	05:00	6.32 pH	21.33 °C	641.31 µS/cm	2.92 mg/L	327.00 NTU	9.8 mV	25.51 ft	150.00 ml/min
10/9/2024 3:10 PM	10:00	6.30 pH	21.20 °C	631.62 µS/cm	2.79 mg/L	294.00 NTU	8.4 mV	25.51 ft	150.00 ml/min

Samples

Sample ID:	Description:

Low-Flow Test Report:

Test Date / Time: 10/9/2024 3:23:20 PM
Project: GP-Plant Hammond
Operator Name: Zain W.

Location Name: INW-05 **Well Diameter: 2 in** **Casing Type: PVC** **Screen Length: 10 ft** **Top of Screen: 35.3 ft** **Total Depth: 45.3 ft** **Initial Depth to Water: 25.0 ft**	**Pump Type: Bladder** **Tubing Type: Polyethylene** **Pump Intake From TOC: 40.3 ft** **Estimated Total Volume Pumped: 2.25 liter** **Flow Cell Volume: 90 ml** **Final Flow Rate: 150 ml/min Final Draw Down: 0.04 ft**	**Instrument Used: Aqua TROLL 400** **Serial Number: 1080302**

Test Notes:
Parameters.

Weather Conditions:
Clear, 90 degrees F.

Low-Flow Readings:

Date Time	Elapsed Time	pH	Temperature	Specific Conductivity	RDO Concentration	Turbidity	ORP	Depth to Water	Flow
		+/- 0.1	+/- 0.5	+/- 5 %	+/- 0.2	+/- 5	+/- 10	+/- 0.3	
10/9/2024 3:23 PM	00:00	6.28 pH	25.64 °C	657.79 µS/cm	0.81 mg/L	266.00 NTU	8.1 mV	25.00 ft	150.00 ml/min
10/9/2024 3:28 PM	05:00	6.64 pH	21.71 °C	728.68 µS/cm	2.54 mg/L	304.00 NTU	-69.1 mV	25.04 ft	150.00 ml/min
10/9/2024 3:33 PM	10:00	6.67 pH	21.26 °C	741.49 µS/cm	1.11 mg/L	292.00 NTU	-81.9 mV	25.04 ft	150.00 ml/min

Samples

Sample ID:	Description:

Low-Flow Test Report:

Test Date / Time: 10/8/2024 2:23:12 PM
Project: GP-Plant Hammond
Operator Name: Zain W.

Location Name: PT-07 **Well Diameter: 2 in** **Casing Type: PVC** **Screen Length: 10 ft** **Top of Screen: 37.75 ft** **Total Depth: 47.75 ft** **Initial Depth to Water: 26.0 ft**	**Pump Type: Bladder** **Tubing Type: Polyethylene** **Pump Intake From TOC: 42.75 ft** **Estimated Total Volume Pumped: 7.5 liter** **Flow Cell Volume: 90 ml** **Final Flow Rate: 150 ml/min** **Final Draw Down: -0.22 ft**	**Instrument Used: Aqua TROLL 400** **Serial Number: 1080302**

Test Notes:
Appendix III & IV + Major Ions. Ferrous Iron: 4.0 mg/L, Total Iron: 4.0 mg/L.

Weather Conditions:
Clear, 80 degrees F.

Low-Flow Readings:

Date Time	Elapsed Time	pH	Temperature	Specific Conductivity	RDO Concentration	Turbidity	ORP	Depth to Water	Flow
		+/- 0.1	+/- 0.5	+/- 5 %	+/- 0.2	+/- 5	+/- 10	+/- 0.3	
10/8/2024 2:23 PM	00:00	6.73 pH	20.79 °C	755.67 µS/cm	1.03 mg/L	26.10 NTU	-25.3 mV	26.00 ft	150.00 ml/min
10/8/2024 2:28 PM	05:00	6.72 pH	20.84 °C	752.69 µS/cm	0.97 mg/L	18.60 NTU	-34.5 mV	25.76 ft	150.00 ml/min
10/8/2024 2:33 PM	10:00	6.73 pH	20.84 °C	750.11 µS/cm	0.91 mg/L	12.00 NTU	-22.9 mV	25.78 ft	150.00 ml/min
10/8/2024 2:38 PM	15:00	6.73 pH	20.82 °C	747.93 µS/cm	0.84 mg/L	15.90 NTU	-32.8 mV	25.78 ft	150.00 ml/min
10/8/2024 2:43 PM	20:00	6.73 pH	20.84 °C	746.17 µS/cm	0.81 mg/L	14.10 NTU	-21.9 mV	25.78 ft	150.00 ml/min
10/8/2024 2:48 PM	25:00	6.72 pH	20.79 °C	740.51 µS/cm	0.75 mg/L	8.11 NTU	-21.2 mV	25.78 ft	150.00 ml/min
10/8/2024 2:53 PM	30:00	6.72 pH	20.76 °C	741.43 µS/cm	0.69 mg/L	7.56 NTU	-20.8 mV	25.78 ft	150.00 ml/min
10/8/2024 2:58 PM	35:00	6.73 pH	20.81 °C	737.37 µS/cm	0.63 mg/L	6.71 NTU	-20.6 mV	25.78 ft	150.00 ml/min
10/8/2024 3:03 PM	40:00	6.72 pH	20.74 °C	733.68 µS/cm	0.57 mg/L	5.54 NTU	-20.7 mV	25.78 ft	150.00 ml/min
10/8/2024 3:08 PM	45:00	6.72 pH	20.76 °C	729.91 µS/cm	0.54 mg/L	4.40 NTU	-20.5 mV	25.78 ft	150.00 ml/min

Samples

Sample ID:	Description:

HAM-PT-07	Grab.

Created using VuSitu from In-Situ, Inc.

Low-Flow Test Report:

Test Date / Time: 10/8/2024 10:37:10 AM
Project: GP-Plant Hammond
Operator Name: Elisabeth R.

Location Name: PT-08 **Well Diameter: 2 in** **Casing Type: PVC** **Screen Length: 10 ft** **Top of Screen: 31.93 ft** **Total Depth: 41.93 ft** **Initial Depth to Water: 25.75 ft**	**Pump Type: Bladder** **Tubing Type: Polyethylene** **Pump Intake From TOC: 37 ft** **Estimated Total Volume Pumped: 25 liter** **Flow Cell Volume: 90 ml** **Final Flow Rate: 200 ml/min** **Final Draw Down: 0.05 ft**	**Instrument Used: Aqua TROLL 400** **Serial Number: 968202**

Test Notes:
Appendix III & IV + Major Ions. Ferrous Iron: 2.25 mg/L, Total Iron: 10 mg/L.

Low-Flow Readings:

Date Time	Elapsed Time	pH	Temperature	Specific Conductivity	RDO Concentration	Turbidity	ORP	Depth to Water	Flow
		+/- 0.1	+/- 0.5	+/- 5 %	+/- 0.2	+/- 5	+/- 10	+/- 0.3	
10/8/2024 10:37 AM	00:00	6.62 pH	21.61 °C	624.57 µS/cm	3.85 mg/L	++++	-4.2 mV	25.75 ft	200.00 ml/min
10/8/2024 10:42 AM	05:00	6.59 pH	20.82 °C	640.63 µS/cm	3.04 mg/L	++++	0.4 mV	25.80 ft	200.00 ml/min
10/8/2024 10:47 AM	10:00	6.59 pH	20.99 °C	660.71 µS/cm	2.67 mg/L	++++	5.8 mV	25.80 ft	200.00 ml/min
10/8/2024 10:52 AM	15:00	6.60 pH	20.38 °C	676.87 µS/cm	2.58 mg/L	++++	-25.4 mV	25.80 ft	200.00 ml/min
10/8/2024 10:57 AM	20:00	6.62 pH	20.35 °C	685.16 µS/cm	2.30 mg/L	91.70 NTU	-25.2 mV	25.80 ft	200.00 ml/min
10/8/2024 11:02 AM	25:00	6.62 pH	20.29 °C	623.49 µS/cm	1.96 mg/L	75.30 NTU	-20.1 mV	25.80 ft	200.00 ml/min
10/8/2024 11:07 AM	30:00	6.63 pH	20.25 °C	683.03 µS/cm	1.86 mg/L	50.20 NTU	-19.6 mV	25.80 ft	200.00 ml/min
10/8/2024 11:12 AM	35:00	6.63 pH	20.29 °C	702.48 µS/cm	2.20 mg/L	31.40 NTU	-20.6 mV	25.80 ft	200.00 ml/min
10/8/2024 11:17 AM	40:00	6.63 pH	20.30 °C	698.20 µS/cm	2.03 mg/L	27.20 NTU	-19.6 mV	25.80 ft	200.00 ml/min
10/8/2024 11:22 AM	45:00	6.65 pH	20.39 °C	696.30 µS/cm	1.21 mg/L	22.50 NTU	-22.7 mV	25.80 ft	200.00 ml/min
10/8/2024 11:27 AM	50:00	6.65 pH	20.39 °C	692.90 µS/cm	0.93 mg/L	18.70 NTU	-21.6 mV	25.80 ft	200.00 ml/min
10/8/2024 11:32 AM	55:00	6.66 pH	20.34 °C	694.47 µS/cm	0.74 mg/L	16.70 NTU	-30.6 mV	25.80 ft	200.00 ml/min
10/8/2024 11:37 AM	01:00:00	6.67 pH	20.36 °C	691.64 µS/cm	0.63 mg/L	14.10 NTU	-30.6 mV	25.80 ft	200.00 ml/min
10/8/2024 11:42 AM	01:05:00	6.67 pH	20.34 °C	690.94 µS/cm	0.57 mg/L	13.00 NTU	-30.3 mV	25.80 ft	200.00 ml/min
10/8/2024 11:47 AM	01:10:00	6.67 pH	20.37 °C	688.70 µS/cm	0.50 mg/L	12.00 NTU	-29.7 mV	25.80 ft	200.00 ml/min

10/8/2024 11:52 AM	01:15:00	6.67 pH	20.39 °C	686.45 µS/cm	0.48 mg/L	11.20 NTU	-20.9 mV	25.80 ft	200.00 ml/min
10/8/2024 11:57 AM	01:20:00	6.67 pH	20.39 °C	685.91 µS/cm	0.46 mg/L	10.30 NTU	-28.7 mV	25.80 ft	200.00 ml/min
10/8/2024 12:02 PM	01:25:00	6.67 pH	20.39 °C	684.73 µS/cm	0.47 mg/L	9.30 NTU	-21.3 mV	25.80 ft	200.00 ml/min
10/8/2024 12:07 PM	01:30:00	6.67 pH	20.40 °C	681.65 µS/cm	0.45 mg/L	7.42 NTU	-20.6 mV	25.80 ft	200.00 ml/min
10/8/2024 12:12 PM	01:35:00	6.67 pH	20.40 °C	680.22 µS/cm	0.45 mg/L	6.33 NTU	-27.5 mV	25.80 ft	200.00 ml/min
10/8/2024 12:17 PM	01:40:00	6.67 pH	20.47 °C	678.81 µS/cm	0.44 mg/L	6.46 NTU	-20.3 mV	25.80 ft	200.00 ml/min
10/8/2024 12:22 PM	01:45:00	6.67 pH	20.44 °C	676.99 µS/cm	0.42 mg/L	6.07 NTU	-21.5 mV	25.80 ft	200.00 ml/min
10/8/2024 12:27 PM	01:50:00	6.68 pH	20.43 °C	675.17 µS/cm	0.39 mg/L	5.80 NTU	-19.5 mV	25.80 ft	200.00 ml/min
10/8/2024 12:32 PM	01:55:00	6.68 pH	20.46 °C	671.72 µS/cm	0.37 mg/L	5.34 NTU	-19.9 mV	25.80 ft	200.00 ml/min
10/8/2024 12:37 PM	02:00:00	6.69 pH	20.42 °C	669.84 µS/cm	0.36 mg/L	4.99 NTU	-20.0 mV	25.80 ft	200.00 ml/min

Samples

Sample ID:	Description:
HAM-PT-08	Grab.

Low-Flow Test Report:

Test Date / Time: 10/9/2024 11:27:06 AM
Project: GP-Plant Hammond
Operator Name: Elisabeth R.

Location Name: PT-09 **Well Diameter: 2 in** **Screen Length: 10 ft** **Top of Screen: 20.47 ft** **Total Depth: 30.47 ft** **Initial Depth to Water: 16.32 ft**	**Pump Type: Peristaltic** **Tubing Type: Polyethylene** **Pump Intake From TOC: 25 ft** **Estimated Total Volume Pumped: 14 liter** **Flow Cell Volume: 90 ml** **Final Flow Rate: 200 ml/min** **Final Draw Down: 0.02 ft**	**Instrument Used: Aqua TROLL 400** **Serial Number: 968202**

Test Notes:
Appendix III & IV + Major Ions.

Low-Flow Readings:

Date Time	Elapsed Time	pH	Temperature	Specific Conductivity	RDO Concentration	Turbidity	ORP	Depth to Water	Flow
		+/- 0.1	+/- 0.5	+/- 5 %	+/- 0.2	+/- 5	+/- 10	+/- 0.3	
10/9/2024 11:27 AM	00:00	6.90 pH	21.72 °C	716.42 µS/cm	0.10 mg/L	6.37 NTU	96.4 mV	16.33 ft	200.00 ml/min
10/9/2024 11:32 AM	05:00	6.91 pH	21.32 °C	733.39 µS/cm	0.06 mg/L	5.81 NTU	111.0 mV	16.33 ft	200.00 ml/min
10/9/2024 11:37 AM	10:00	6.94 pH	21.27 °C	723.13 µS/cm	0.06 mg/L	5.55 NTU	83.4 mV	16.34 ft	200.00 ml/min
10/9/2024 11:42 AM	15:00	6.96 pH	21.10 °C	727.87 µS/cm	0.06 mg/L	12.20 NTU	74.9 mV	16.34 ft	200.00 ml/min
10/9/2024 11:47 AM	20:00	6.94 pH	21.09 °C	724.34 µS/cm	0.06 mg/L	12.31 NTU	72.9 mV	16.34 ft	200.00 ml/min
10/9/2024 11:52 AM	25:00	6.90 pH	21.19 °C	723.55 µS/cm	0.05 mg/L	16.10 NTU	73.2 mV	16.34 ft	200.00 ml/min
10/9/2024 11:57 AM	30:00	6.91 pH	21.10 °C	722.98 µS/cm	0.04 mg/L	14.10 NTU	73.4 mV	16.34 ft	200.00 ml/min
10/9/2024 12:02 PM	35:00	6.90 pH	21.23 °C	720.59 µS/cm	0.04 mg/L	13.70 NTU	93.2 mV	16.34 ft	200.00 ml/min
10/9/2024 12:07 PM	40:00	6.90 pH	21.32 °C	713.56 µS/cm	0.04 mg/L	10.20 NTU	78.3 mV	16.34 ft	200.00 ml/min
10/9/2024 12:12 PM	45:00	6.92 pH	21.35 °C	718.85 µS/cm	0.04 mg/L	8.19 NTU	77.7 mV	16.34 ft	200.00 ml/min
10/9/2024 12:17 PM	50:00	6.89 pH	21.37 °C	713.52 µS/cm	0.05 mg/L	7.80 NTU	78.5 mV	16.34 ft	200.00 ml/min
10/9/2024 12:22 PM	55:00	6.88 pH	21.39 °C	718.45 µS/cm	0.05 mg/L	6.78 NTU	99.1 mV	16.34 ft	200.00 ml/min
10/9/2024 12:27 PM	01:00:00	6.92 pH	21.45 °C	719.31 µS/cm	0.04 mg/L	5.33 NTU	82.7 mV	16.34 ft	200.00 ml/min
10/9/2024 12:32 PM	01:05:00	6.90 pH	21.43 °C	722.62 µS/cm	0.04 mg/L	3.46 NTU	100.9 mV	16.34 ft	200.00 ml/min

Samples

Sample ID:	Description:
HAM-PT-09	Grab.

Created using VuSitu from In-Situ, Inc.

Low-Flow Test Report:

Test Date / Time: 10/9/2024 11:19:02 AM
Project: GP-Plant Hammond
Operator Name: Zain W.

Location Name: PT-10 **Well Diameter: 2 in** **Casing Type: PVC** **Screen Length: 10 ft** **Top of Screen: 20.45 ft** **Total Depth: 30.45 ft** **Initial Depth to Water: 16.29 ft**	**Pump Type: Peristaltic** **Tubing Type: Polyethylene** **Pump Intake From TOC: 25.45 ft** **Estimated Total Volume Pumped: 22.5 liter** **Flow Cell Volume: 90 ml** **Final Flow Rate: 150 ml/min** **Final Draw Down: 0.02 ft**	**Instrument Used: Aqua TROLL 400** **Serial Number: 1080302**

Test Notes:
Appendix III & IV + Major Ions. Ferrous Iron: 0 mg/L, Total Iron: 0 mg/L.

Weather Conditions:
Clear, 80 degrees F.

Low-Flow Readings:

Date Time	Elapsed Time	pH	Temperature	Specific Conductivity	RDO Concentration	Turbidity	ORP	Depth to Water	Flow
		+/- 0.1	+/- 0.5	+/- 5 %	+/- 0.2	+/- 5	+/- 10	+/- 0.3	
10/9/2024 11:19 AM	00:00	7.13 pH	20.65 °C	759.56 µS/cm	2.05 mg/L	4.70 NTU	-36.2 mV	16.29 ft	150.00 ml/min
10/9/2024 11:24 AM	05:00	7.13 pH	20.46 °C	762.50 µS/cm	1.52 mg/L	3.65 NTU	-37.5 mV	16.31 ft	150.00 ml/min
10/9/2024 11:29 AM	10:00	7.12 pH	20.39 °C	741.76 µS/cm	1.49 mg/L	1.79 NTU	-60.1 mV	16.31 ft	150.00 ml/min
10/9/2024 11:34 AM	15:00	7.12 pH	20.35 °C	732.05 µS/cm	2.62 mg/L	1.77 NTU	-61.0 mV	16.31 ft	150.00 ml/min
10/9/2024 11:39 AM	20:00	7.11 pH	20.42 °C	730.21 µS/cm	1.01 mg/L	2.06 NTU	-44.7 mV	16.31 ft	150.00 ml/min
10/9/2024 11:44 AM	25:00	7.10 pH	20.48 °C	733.14 µS/cm	2.43 mg/L	1.86 NTU	-62.7 mV	16.31 ft	150.00 ml/min
10/9/2024 11:49 AM	30:00	7.10 pH	20.47 °C	729.61 µS/cm	1.10 mg/L	1.44 NTU	-60.4 mV	16.31 ft	150.00 ml/min
10/9/2024 11:54 AM	35:00	7.08 pH	20.52 °C	708.54 µS/cm	1.37 mg/L	1.63 NTU	-55.2 mV	16.31 ft	150.00 ml/min
10/9/2024 11:59 AM	40:00	7.08 pH	20.52 °C	716.06 µS/cm	1.50 mg/L	1.01 NTU	-51.0 mV	16.31 ft	150.00 ml/min
10/9/2024 12:04 PM	45:00	7.07 pH	20.70 °C	721.43 µS/cm	2.43 mg/L	0.85 NTU	-49.9 mV	16.31 ft	150.00 ml/min
10/9/2024 12:09 PM	50:00	7.06 pH	20.69 °C	715.96 µS/cm	3.13 mg/L	0.72 NTU	-45.4 mV	16.31 ft	150.00 ml/min
10/9/2024 12:14 PM	55:00	7.06 pH	20.62 °C	709.34 µS/cm	2.23 mg/L	0.83 NTU	-44.8 mV	16.31 ft	150.00 ml/min
10/9/2024 12:19 PM	01:00:00	7.06 pH	20.47 °C	715.11 µS/cm	2.31 mg/L	0.60 NTU	-45.2 mV	16.31 ft	150.00 ml/min

10/9/2024 12:24 PM	01:05:00	7.06 pH	20.34 °C	709.49 µS/cm	4.13 mg/L	0.44 NTU	-42.9 mV	16.31 ft	150.00 ml/min
10/9/2024 12:29 PM	01:10:00	7.05 pH	20.33 °C	709.06 µS/cm	2.95 mg/L	0.49 NTU	-25.3 mV	16.31 ft	150.00 ml/min
10/9/2024 12:34 PM	01:15:00	7.05 pH	20.39 °C	712.58 µS/cm	2.66 mg/L	0.54 NTU	-40.1 mV	16.31 ft	150.00 ml/min
10/9/2024 12:39 PM	01:20:00	7.05 pH	20.56 °C	710.99 µS/cm	1.82 mg/L	0.50 NTU	-39.5 mV	16.31 ft	150.00 ml/min
10/9/2024 12:44 PM	01:25:00	7.05 pH	20.74 °C	698.13 µS/cm	2.93 mg/L	0.51 NTU	-39.4 mV	16.31 ft	150.00 ml/min
10/9/2024 12:49 PM	01:30:00	7.05 pH	20.71 °C	699.64 µS/cm	1.82 mg/L	0.48 NTU	-38.9 mV	16.31 ft	150.00 ml/min
10/9/2024 12:54 PM	01:35:00	7.04 pH	20.76 °C	702.33 µS/cm	1.11 mg/L	0.40 NTU	-38.0 mV	16.31 ft	150.00 ml/min
10/9/2024 12:59 PM	01:40:00	7.04 pH	20.75 °C	700.31 µS/cm	1.38 mg/L	0.72 NTU	-37.1 mV	16.31 ft	150.00 ml/min
10/9/2024 1:04 PM	01:45:00	7.04 pH	20.71 °C	671.37 µS/cm	1.74 mg/L	0.82 NTU	-37.0 mV	16.31 ft	150.00 ml/min
10/9/2024 1:09 PM	01:50:00	7.03 pH	20.74 °C	699.29 µS/cm	2.05 mg/L	0.93 NTU	-36.0 mV	16.31 ft	150.00 ml/min
10/9/2024 1:14 PM	01:55:00	7.03 pH	20.79 °C	685.35 µS/cm	2.04 mg/L	0.43 NTU	-21.4 mV	16.31 ft	150.00 ml/min
10/9/2024 1:19 PM	02:00:00	7.03 pH	20.87 °C	700.82 µS/cm	1.78 mg/L	0.32 NTU	-35.0 mV	16.31 ft	150.00 ml/min
10/9/2024 1:24 PM	02:05:00	7.03 pH	20.70 °C	709.62 µS/cm	0.29 mg/L	0.36 NTU	-35.8 mV	16.31 ft	150.00 ml/min
10/9/2024 1:29 PM	02:10:00	7.02 pH	20.57 °C	698.96 µS/cm	0.25 mg/L	0.31 NTU	-20.9 mV	16.31 ft	150.00 ml/min
10/9/2024 1:34 PM	02:15:00	7.02 pH	20.43 °C	689.09 µS/cm	0.24 mg/L	0.27 NTU	-20.0 mV	16.31 ft	150.00 ml/min
10/9/2024 1:39 PM	02:20:00	7.01 pH	20.49 °C	679.88 µS/cm	0.24 mg/L	0.24 NTU	-19.4 mV	16.31 ft	150.00 ml/min

Samples

Sample ID:	Description:
HAM-PT-10	Grab.

Low-Flow Test Report:

Test Date / Time: 10/9/2024 8:42:40 AM
Project: GP-Plant Hammond
Operator Name: Zain W.

Location Name: PT-11 **Well Diameter: 2 in** **Casing Type: PVC** **Screen Length: 10 ft** **Top of Screen: 16.9 ft** **Total Depth: 26.9 ft** **Initial Depth to Water: 12.82 ft**	**Pump Type: Peristaltic** **Tubing Type: Polyethylene** **Pump Intake From TOC: 21.9 ft** **Estimated Total Volume Pumped: 12.75 liter** **Flow Cell Volume: 90 ml** **Final Flow Rate: 150 ml/min** **Final Draw Down: 0 ft**	**Instrument Used: Aqua TROLL 400** **Serial Number: 1080302**

Test Notes:
Appendix III & IV + Major Ions. Ferrous Iron: 0.5 mg/L, Total Iron: 0.5 mg/L.

Weather Conditions:
Clear, 70 degrees F.

Low-Flow Readings:

Date Time	Elapsed Time	pH	Temperature	Specific Conductivity	RDO Concentration	Turbidity	ORP	Depth to Water	Flow
		+/- 0.1	+/- 0.5	+/- 5 %	+/- 0.2	+/- 5	+/- 10	+/- 0.3	
10/9/2024 8:42 AM	00:00	6.76 pH	20.06 °C	662.03 µS/cm	0.33 mg/L	4.86 NTU	135.9 mV	12.82 ft	150.00 ml/min
10/9/2024 8:47 AM	05:00	6.76 pH	19.90 °C	672.16 µS/cm	0.27 mg/L	4.74 NTU	74.0 mV	12.82 ft	150.00 ml/min
10/9/2024 8:52 AM	10:00	6.74 pH	19.87 °C	680.99 µS/cm	0.31 mg/L	4.45 NTU	35.9 mV	12.82 ft	150.00 ml/min
10/9/2024 8:57 AM	15:00	6.72 pH	19.85 °C	667.58 µS/cm	0.28 mg/L	5.38 NTU	26.0 mV	12.82 ft	150.00 ml/min
10/9/2024 9:02 AM	20:00	6.70 pH	20.00 °C	672.34 µS/cm	0.26 mg/L	7.62 NTU	22.9 mV	12.82 ft	150.00 ml/min
10/9/2024 9:07 AM	25:00	6.69 pH	19.85 °C	682.97 µS/cm	0.19 mg/L	8.27 NTU	23.3 mV	12.82 ft	150.00 ml/min
10/9/2024 9:12 AM	30:00	6.68 pH	19.98 °C	675.89 µS/cm	0.18 mg/L	8.62 NTU	21.7 mV	12.82 ft	150.00 ml/min
10/9/2024 9:17 AM	35:00	6.67 pH	20.03 °C	669.65 µS/cm	0.20 mg/L	8.09 NTU	20.3 mV	12.82 ft	150.00 ml/min
10/9/2024 9:22 AM	40:00	6.66 pH	20.08 °C	676.07 µS/cm	2.05 mg/L	6.77 NTU	21.6 mV	12.82 ft	150.00 ml/min
10/9/2024 9:27 AM	45:00	6.67 pH	20.08 °C	674.38 µS/cm	1.31 mg/L	3.15 NTU	21.4 mV	12.82 ft	150.00 ml/min
10/9/2024 9:32 AM	50:00	6.66 pH	20.12 °C	664.57 µS/cm	1.13 mg/L	4.22 NTU	19.4 mV	12.82 ft	150.00 ml/min
10/9/2024 9:37 AM	55:00	6.66 pH	20.08 °C	661.60 µS/cm	1.15 mg/L	2.37 NTU	20.0 mV	12.82 ft	150.00 ml/min
10/9/2024 9:42 AM	01:00:00	6.65 pH	20.21 °C	664.43 µS/cm	0.24 mg/L	1.46 NTU	18.8 mV	12.82 ft	150.00 ml/min

10/9/2024 9:47 AM	01:05:00	6.66 pH	20.25 °C	671.17 µS/cm	0.19 mg/L	1.10 NTU	19.8 mV	12.82 ft	150.00 ml/min
10/9/2024 9:52 AM	01:10:00	6.65 pH	20.33 °C	665.32 µS/cm	0.17 mg/L	2.18 NTU	20.7 mV	12.82 ft	150.00 ml/min
10/9/2024 9:57 AM	01:15:00	6.64 pH	20.39 °C	652.56 µS/cm	0.17 mg/L	2.04 NTU	20.2 mV	12.82 ft	150.00 ml/min
10/9/2024 10:02 AM	01:20:00	6.64 pH	20.48 °C	664.68 µS/cm	0.16 mg/L	1.23 NTU	21.8 mV	12.82 ft	150.00 ml/min

Samples

Sample ID:	Description:
HAM-PT-11	Grab.

Low-Flow Test Report:

Test Date / Time: 10/9/2024 9:20:00 AM
Project: GP-Plant Hammond
Operator Name: Elisabeth R.

Location Name: PT-12 **Well Diameter: 2 in** **Casing Type: PVC** **Screen Length: 10 ft** **Top of Screen: 17.3 ft** **Total Depth: 27.3 ft** **Initial Depth to Water: 13.85 ft**	**Pump Type: Peristaltic** **Tubing Type: Polyethylene** **Pump Intake From TOC: 22.3 ft** **Estimated Total Volume Pumped: 15.5 liter** **Flow Cell Volume: 90 ml** **Final Flow Rate: 200 ml/min** **Final Draw Down: 0 ft**	**Instrument Used: Aqua TROLL 400** **Serial Number: 968202**

Test Notes:
Appendix III & IV + Major Ions. Ferrous Iron: 0 mg/L, Total Iron: 0 mg/L.

Low-Flow Readings:

Date Time	Elapsed Time	pH	Temperature	Specific Conductivity	RDO Concentration	Turbidity	ORP	Depth to Water	Flow
		+/- 0.1	+/- 0.5	+/- 5 %	+/- 0.2	+/- 5	+/- 10	+/- 0.3	
10/9/2024 9:20 AM	00:00	6.86 pH	21.88 °C	617.87 µS/cm	0.17 mg/L	22.20 NTU	145.5 mV	13.85 ft	200.00 ml/min
10/9/2024 9:25 AM	05:00	6.88 pH	20.96 °C	695.52 µS/cm	0.16 mg/L	16.40 NTU	144.5 mV	13.85 ft	200.00 ml/min
10/9/2024 9:30 AM	10:00	6.87 pH	20.68 °C	684.40 µS/cm	0.13 mg/L	10.80 NTU	108.9 mV	13.85 ft	200.00 ml/min
10/9/2024 9:35 AM	15:00	6.85 pH	20.38 °C	686.47 µS/cm	0.13 mg/L	12.10 NTU	98.9 mV	13.85 ft	200.00 ml/min
10/9/2024 9:40 AM	20:00	6.86 pH	20.11 °C	696.91 µS/cm	0.10 mg/L	13.30 NTU	92.6 mV	13.85 ft	200.00 ml/min
10/9/2024 9:45 AM	25:00	6.83 pH	20.12 °C	696.13 µS/cm	0.09 mg/L	12.40 NTU	109.8 mV	13.85 ft	200.00 ml/min
10/9/2024 9:50 AM	30:00	6.82 pH	20.08 °C	672.72 µS/cm	0.08 mg/L	14.40 NTU	89.0 mV	13.85 ft	200.00 ml/min
10/9/2024 9:55 AM	35:00	6.82 pH	20.08 °C	688.98 µS/cm	0.06 mg/L	12.10 NTU	83.9 mV	13.85 ft	200.00 ml/min
10/9/2024 10:00 AM	40:00	6.81 pH	20.22 °C	690.82 µS/cm	0.06 mg/L	10.30 NTU	81.8 mV	13.85 ft	200.00 ml/min
10/9/2024 10:05 AM	45:00	6.80 pH	20.43 °C	689.05 µS/cm	0.07 mg/L	8.70 NTU	80.9 mV	13.85 ft	200.00 ml/min
10/9/2024 10:10 AM	50:00	6.80 pH	20.47 °C	687.27 µS/cm	0.05 mg/L	7.19 NTU	82.0 mV	13.85 ft	200.00 ml/min
10/9/2024 10:15 AM	55:00	6.79 pH	20.59 °C	685.78 µS/cm	0.07 mg/L	6.00 NTU	84.7 mV	13.85 ft	200.00 ml/min
10/9/2024 10:20 AM	01:00:00	6.79 pH	20.65 °C	694.08 µS/cm	0.09 mg/L	5.65 NTU	88.2 mV	13.85 ft	200.00 ml/min
10/9/2024 10:25 AM	01:05:00	6.79 pH	20.81 °C	691.29 µS/cm	0.07 mg/L	4.65 NTU	92.8 mV	13.85 ft	200.00 ml/min

Samples

Sample ID:	Description:
HAM-PT-12	Grab.

Low-Flow Test Report:

Test Date / Time: 10/8/2024 10:45:45 AM
Project: GP-Plant Hammond
Operator Name: Zain W.

Location Name: PT-13 **Well Diameter: 2 in** **Casing Type: PVC** **Screen Length: 10 ft** **Top of Screen: 35.3 ft** **Total Depth: 45.3 ft** **Initial Depth to Water: 25.45 ft**	**Pump Type: Bladder** **Tubing Type: Polyethylene Pump** **Intake From TOC: 40.3 ft** **Estimated Total Volume Pumped: 20.25 liter** **Flow Cell Volume: 90 ml** **Final Flow Rate: 150 ml/min Final Draw Down: -0.09 ft**	**Instrument Used: Aqua TROLL 400** **Serial Number: 1080302**

Test Notes:
Appendix III & IV + Major Ions. Ferrous Iron: 5.0 mg/L, Total Iron: 9.2 mg/L.

Weather Conditions:
Clear, 70 degrees F.

Low-Flow Readings:

Date Time	Elapsed Time	pH	Temperature	Specific Conductivity	RDO Concentration	Turbidity	ORP	Depth to Water	Flow
		+/- 0.1	+/- 0.5	+/- 5 %	+/- 0.2	+/- 5	+/- 10	+/- 0.3	
10/8/2024 10:45 AM	00:00	6.65 pH	20.26 °C	739.61 µS/cm	1.14 mg/L	183.00 NTU	-30.1 mV	25.45 ft	150.00 ml/min
10/8/2024 10:50 AM	05:00	6.66 pH	20.19 °C	729.76 µS/cm	0.85 mg/L	203.00 NTU	-42.2 mV	25.34 ft	150.00 ml/min
10/8/2024 10:55 AM	10:00	6.66 pH	20.14 °C	730.44 µS/cm	0.62 mg/L	148.00 NTU	-28.7 mV	25.34 ft	150.00 ml/min
10/8/2024 11:00 AM	15:00	6.66 pH	20.12 °C	728.40 µS/cm	0.51 mg/L	79.50 NTU	-29.6 mV	25.35 ft	150.00 ml/min
10/8/2024 11:05 AM	20:00	6.66 pH	20.12 °C	725.88 µS/cm	0.45 mg/L	60.70 NTU	-30.7 mV	25.36 ft	150.00 ml/min
10/8/2024 11:10 AM	25:00	6.66 pH	20.12 °C	731.22 µS/cm	0.39 mg/L	48.90 NTU	-31.5 mV	25.36 ft	150.00 ml/min
10/8/2024 11:15 AM	30:00	6.66 pH	20.08 °C	737.12 µS/cm	0.34 mg/L	39.00 NTU	-33.4 mV	25.36 ft	150.00 ml/min
10/8/2024 11:20 AM	35:00	6.66 pH	20.08 °C	733.88 µS/cm	0.33 mg/L	29.90 NTU	-32.9 mV	25.36 ft	150.00 ml/min
10/8/2024 11:25 AM	40:00	6.66 pH	20.09 °C	731.37 µS/cm	0.28 mg/L	21.70 NTU	-31.8 mV	25.36 ft	150.00 ml/min
10/8/2024 11:30 AM	45:00	6.65 pH	20.12 °C	729.19 µS/cm	0.26 mg/L	18.00 NTU	-32.3 mV	25.36 ft	150.00 ml/min
10/8/2024 11:35 AM	50:00	6.66 pH	20.09 °C	720.87 µS/cm	0.24 mg/L	16.50 NTU	-31.8 mV	25.36 ft	150.00 ml/min
10/8/2024 11:40 AM	55:00	6.66 pH	20.08 °C	724.33 µS/cm	0.23 mg/L	14.80 NTU	-32.4 mV	25.36 ft	150.00 ml/min
10/8/2024 11:45 AM	01:00:00	6.65 pH	20.08 °C	720.68 µS/cm	0.21 mg/L	13.20 NTU	-31.8 mV	25.36 ft	150.00 ml/min

10/8/2024 11:50 AM	01:05:00	6.65 pH	20.07 °C	718.91 µS/cm	0.20 mg/L	11.90 NTU	-31.5 mV	25.36 ft	150.00 ml/min
10/8/2024 11:55 AM	01:10:00	6.65 pH	20.12 °C	715.70 µS/cm	0.20 mg/L	11.30 NTU	-31.0 mV	25.36 ft	150.00 ml/min
10/8/2024 12:00 PM	01:15:00	6.65 pH	20.07 °C	714.35 µS/cm	0.19 mg/L	9.08 NTU	-30.8 mV	25.36 ft	150.00 ml/min
10/8/2024 12:05 PM	01:20:00	6.65 pH	20.11 °C	710.63 µS/cm	0.19 mg/L	8.43 NTU	-30.9 mV	25.36 ft	150.00 ml/min
10/8/2024 12:10 PM	01:25:00	6.65 pH	20.14 °C	707.51 µS/cm	0.18 mg/L	7.31 NTU	-30.3 mV	25.36 ft	150.00 ml/min
10/8/2024 12:15 PM	01:30:00	6.65 pH	20.15 °C	707.18 µS/cm	0.18 mg/L	7.40 NTU	-30.1 mV	25.36 ft	150.00 ml/min
10/8/2024 12:20 PM	01:35:00	6.66 pH	20.15 °C	701.85 µS/cm	0.17 mg/L	6.61 NTU	-30.4 mV	25.36 ft	150.00 ml/min
10/8/2024 12:25 PM	01:40:00	6.65 pH	20.15 °C	698.33 µS/cm	0.17 mg/L	6.23 NTU	-30.4 mV	25.36 ft	150.00 ml/min
10/8/2024 12:30 PM	01:45:00	6.65 pH	20.20 °C	694.60 µS/cm	0.17 mg/L	5.90 NTU	-29.5 mV	25.36 ft	150.00 ml/min
10/8/2024 12:35 PM	01:50:00	6.65 pH	20.19 °C	692.54 µS/cm	0.16 mg/L	6.18 NTU	-29.7 mV	25.36 ft	150.00 ml/min
10/8/2024 12:40 PM	01:55:00	6.65 pH	20.20 °C	689.98 µS/cm	0.16 mg/L	5.62 NTU	-43.9 mV	25.36 ft	150.00 ml/min
10/8/2024 12:45 PM	02:00:00	6.65 pH	20.20 °C	688.13 µS/cm	0.16 mg/L	5.44 NTU	-29.2 mV	25.36 ft	150.00 ml/min
10/8/2024 12:50 PM	02:05:00	6.65 pH	20.21 °C	693.81 µS/cm	0.16 mg/L	5.18 NTU	-29.6 mV	25.36 ft	150.00 ml/min
10/8/2024 12:55 PM	02:10:00	6.65 pH	20.24 °C	691.25 µS/cm	0.15 mg/L	4.83 NTU	-29.4 mV	25.36 ft	150.00 ml/min

Samples

Sample ID:	Description:
HAM-PT-13	Grab.

Low-Flow Test Report:

Test Date / Time: 10/8/2024 2:32:10 PM
Project: GP-Plant Hammond
Operator Name: Elisabeth R.

Location Name: PT-14 **Well Diameter: 2 in** **Casing Type: PVC** **Screen Length: 10 ft** **Top of Screen: 35.3 ft** **Total Depth: 45.3 ft** **Initial Depth to Water: 25.4 ft**	**Pump Type: Bladder** **Tubing Type: Polyethylene** **Pump Intake From TOC: 40.3 ft** **Estimated Total Volume Pumped: 11 liter** **Flow Cell Volume: 90 ml** **Final Flow Rate: 200 ml/min** **Final Draw Down: 0.03 ft**	**Instrument Used: Aqua TROLL 400** **Serial Number: 968202**

Test Notes:
Appendix III & IV + Major Ions. Ferrous Iron: 2.0 mg/L, Total Iron: 9.0 mg/L.

Low-Flow Readings:

Date Time	Elapsed Time	pH	Temperature	Specific Conductivity	RDO Concentration	Turbidity	ORP	Depth to Water	Flow
		+/- 0.1	+/- 0.5	+/- 5 %	+/- 0.2	+/- 5	+/- 10	+/- 0.3	
10/8/2024 2:32 PM	00:00	6.84 pH	21.79 °C	786.91 µS/cm	1.06 mg/L	70.80 NTU	-115.2 mV	25.40 ft	200.00 ml/min
10/8/2024 2:37 PM	05:00	6.85 pH	21.59 °C	788.61 µS/cm	0.77 mg/L	53.90 NTU	-114.3 mV	25.40 ft	200.00 ml/min
10/8/2024 2:42 PM	10:00	6.86 pH	21.40 °C	789.19 µS/cm	0.65 mg/L	37.60 NTU	-123.5 mV	25.42 ft	200.00 ml/min
10/8/2024 2:47 PM	15:00	6.86 pH	21.22 °C	788.23 µS/cm	0.59 mg/L	24.50 NTU	-115.1 mV	25.43 ft	200.00 ml/min
10/8/2024 2:52 PM	20:00	6.87 pH	21.10 °C	792.46 µS/cm	0.41 mg/L	19.70 NTU	-115.9 mV	25.43 ft	200.00 ml/min
10/8/2024 2:57 PM	25:00	6.87 pH	21.10 °C	794.42 µS/cm	0.36 mg/L	14.60 NTU	-116.4 mV	25.43 ft	200.00 ml/min
10/8/2024 3:02 PM	30:00	6.87 pH	20.99 °C	793.88 µS/cm	0.29 mg/L	13.10 NTU	-116.9 mV	25.43 ft	200.00 ml/min
10/8/2024 3:07 PM	35:00	6.87 pH	20.92 °C	794.06 µS/cm	0.25 mg/L	11.70 NTU	-116.8 mV	25.43 ft	200.00 ml/min
10/8/2024 3:12 PM	40:00	6.87 pH	20.96 °C	792.83 µS/cm	0.22 mg/L	10.00 NTU	-117.4 mV	25.43 ft	200.00 ml/min
10/8/2024 3:17 PM	45:00	6.87 pH	20.85 °C	793.65 µS/cm	0.21 mg/L	8.00 NTU	-117.1 mV	25.43 ft	200.00 ml/min
10/8/2024 3:22 PM	50:00	6.87 pH	20.83 °C	793.03 µS/cm	0.19 mg/L	4.20 NTU	-125.1 mV	25.43 ft	200.00 ml/min

Samples

Sample ID:	Description:
HAM-PT-14	Grab.

Low-Flow Test Report:

Test Date / Time: 10/8/2024 4:09:48 PM
Project: GP-Plant Hammond
Operator Name: Zain W.

Location Name: PT-15 **Well Diameter: 2 in** **Casing Type: PVC** **Screen Length: 10 ft** **Top of Screen: 35.3 ft** **Total Depth: 45.3 ft** **Initial Depth to Water: 25.37 ft**	**Pump Type: Bladder** **Tubing Type: Polyethylene** **Pump Intake From TOC: 40.3 ft** **Estimated Total Volume Pumped: 8.25 liter** **Flow Cell Volume: 90 ml** **Final Flow Rate: 150 ml/min** **Final Draw Down: -0.17 ft**	**Instrument Used: Aqua TROLL 400** **Serial Number: 1080302**

Test Notes:
Appendix III & IV + Major Ions. Ferrous Iron: 0 mg/L, Total Iron: 0 mg/L.

Weather Conditions:
Clear, 80 degrees F.

Low-Flow Readings:

Date Time	Elapsed Time	pH	Temperature	Specific Conductivity	RDO Concentration	Turbidity	ORP	Depth to Water	Flow
		+/- 0.1	+/- 0.5	+/- 5 %	+/- 0.2	+/- 5	+/- 10	+/- 0.3	
10/8/2024 4:09 PM	00:00	6.76 pH	27.28 °C	650.15 µS/cm	3.88 mg/L	151.00 NTU	6.0 mV	25.37 ft	150.00 ml/min
10/8/2024 4:14 PM	05:00	6.73 pH	21.09 °C	682.96 µS/cm	2.40 mg/L	77.80 NTU	8.7 mV	25.18 ft	150.00 ml/min
10/8/2024 4:19 PM	10:00	6.73 pH	20.69 °C	683.14 µS/cm	1.98 mg/L	65.30 NTU	5.3 mV	25.20 ft	150.00 ml/min
10/8/2024 4:24 PM	15:00	6.73 pH	20.61 °C	681.47 µS/cm	1.71 mg/L	53.60 NTU	9.9 mV	25.20 ft	150.00 ml/min
10/8/2024 4:29 PM	20:00	6.73 pH	20.52 °C	681.63 µS/cm	1.48 mg/L	20.20 NTU	6.2 mV	25.20 ft	150.00 ml/min
10/8/2024 4:34 PM	25:00	6.72 pH	20.54 °C	679.00 µS/cm	1.33 mg/L	12.90 NTU	11.0 mV	25.20 ft	150.00 ml/min
10/8/2024 4:39 PM	30:00	6.72 pH	20.52 °C	681.95 µS/cm	1.22 mg/L	7.36 NTU	11.9 mV	25.20 ft	150.00 ml/min
10/8/2024 4:44 PM	35:00	6.72 pH	20.51 °C	678.89 µS/cm	1.13 mg/L	6.83 NTU	12.9 mV	25.20 ft	150.00 ml/min
10/8/2024 4:49 PM	40:00	6.72 pH	20.49 °C	678.97 µS/cm	1.03 mg/L	5.22 NTU	13.3 mV	25.20 ft	150.00 ml/min
10/8/2024 4:54 PM	45:00	6.72 pH	20.47 °C	676.55 µS/cm	0.95 mg/L	4.74 NTU	13.5 mV	25.20 ft	150.00 ml/min
10/8/2024 4:59 PM	50:00	6.72 pH	20.43 °C	674.38 µS/cm	0.91 mg/L	3.69 NTU	13.2 mV	25.20 ft	150.00 ml/min

Samples

Sample ID:	Description:
HAM-PT-15	Grab.
HAM-AP1-FD-01	Grab.

Created using VuSitu from In-Situ, Inc.

Low-Flow Test Report:

Test Date / Time: 10/16/2024 1:13:10 PM
Project: GP-Plant Hammond
Operator Name: Jamie Newsome

Location Name: INW-03 **Well Diameter: 2 in** **Casing Type: PVC** **Screen Length: 10 ft** **Top of Screen: 17.4 ft** **Total Depth: 27.4 ft** **Initial Depth to Water: 13.37 ft**	**Pump Type: Peristaltic** **Tubing Type: Poly** **Pump Intake From TOC: 25.47 ft** **Estimated Total Volume Pumped: 2000 ml** **Flow Cell Volume: 90 ml** **Final Flow Rate: 200 ml/min** **Final Draw Down: 0 ft**	**Instrument Used: Aqua TROLL 400** **Serial Number: 843285**

Test Notes:
No samples, field parameters only.

Weather Conditions:
Sunny, 65 degrees F.

Low-Flow Readings:

Date Time	Elapsed Time	pH	Temperature	Specific Conductivity	RDO Concentration	Turbidity	ORP	Depth to Water	Flow
		+/- 0.1	+/- 0.5	+/- 5 %	+/- 0.2	+/- 5	+/- 10	+/- 0.3	
10/16/2024 1:13 PM	00:00	6.05 pH	20.87 °C	716.81 µS/cm	0.22 mg/L	24.20 NTU	-6.0 mV	13.37 ft	200.00 ml/min
10/16/2024 1:18 PM	05:00	6.09 pH	20.55 °C	715.49 µS/cm	0.11 mg/L	19.90 NTU	-9.5 mV	13.37 ft	200.00 ml/min
10/16/2024 1:23 PM	10:00	6.05 pH	20.15 °C	722.72 µS/cm	0.07 mg/L	21.20 NTU	-9.0 mV	13.37 ft	200.00 ml/min

Samples

Sample ID:	Description:

Low-Flow Test Report:

Test Date / Time: 10/15/2024 3:05:38 PM
Project: GP-Plant Hammond
Operator Name: Jamie Newsome

Location Name: INW-04 **Well Diameter: 2 in** **Casing Type: PVC** **Screen Length: 10 ft** **Top of Screen: 35.3 ft** **Total Depth: 45.3 ft** **Initial Depth to Water: 25.45 ft**	**Pump Type: Bladder** **Tubing Type: Poly** **Pump Intake From TOC: 40 ft** **Estimated Total Volume Pumped: 2000 ml** **Flow Cell Volume: 90 ml** **Final Flow Rate: 200 ml/min** **Final Draw Down: 0 ft**	**Instrument Used: Aqua TROLL 400** **Serial Number: 843285**

Test Notes:
No sample, field parameters only.

Weather Conditions:
Cloudy, 65 degrees F.

Low-Flow Readings:

Date Time	Elapsed Time	pH	Temperature	Specific Conductivity	RDO Concentration	Turbidity	ORP	Depth to Water	Flow
		+/- 0.1	+/- 0.5	+/- 5 %	+/- 0.2	+/- 5	+/- 10	+/- 0.3	
10/15/2024 3:05 PM	00:00	6.70 pH	20.65 °C	729.74 µS/cm	0.61 mg/L	++++	-66.0 mV	25.45 ft	200.00 ml/min
10/15/2024 3:10 PM	05:00	6.68 pH	20.02 °C	731.62 µS/cm	1.17 mg/L	++++	-65.2 mV	25.45 ft	200.00 ml/min
10/15/2024 3:15 PM	10:00	6.68 pH	19.95 °C	728.50 µS/cm	1.34 mg/L	++++	-71.1 mV	25.45 ft	200.00 ml/min

Samples

Sample ID:	Description:

Low-Flow Test Report:

Test Date / Time: 10/15/2024 3:30:20 PM
Project: GP-Plant Hammond
Operator Name: Jamie Newsome

Location Name: INW-05 **Well Diameter: 2 in** **Casing Type: PVC** **Screen Length: 10 ft** **Top of Screen: 35.3 ft** **Total Depth: 45.3 ft** **Initial Depth to Water: 25.94 ft**	**Pump Type: Bladder** **Tubing Type: Poly** **Pump Intake From TOC: 40 ft** **Estimated Total Volume Pumped: 2000 ml** **Flow Cell Volume: 90 ml** **Final Flow Rate: 200 ml/min** **Final Draw Down: 0 ft**	**Instrument Used: Aqua TROLL 400** **Serial Number: 843285**

Test Notes:
No samples, field parameters only.

Weather Conditions:
Cloudy, 65 degrees F.

Low-Flow Readings:

Date Time	Elapsed Time	pH	Temperature	Specific Conductivity	RDO Concentration	Turbidity	ORP	Depth to Water	Flow
		+/- 0.1	+/- 0.5	+/- 5 %	+/- 0.2	+/- 5	+/- 10	+/- 0.3	
10/15/2024 3:30 PM	00:00	6.16 pH	20.20 °C	561.56 µS/cm	1.41 mg/L		42.1 mV	25.94 ft	200.00 ml/min
10/15/2024 3:35 PM	05:00	6.24 pH	20.05 °C	607.26 µS/cm	1.66 mg/L		22.8 mV	25.94 ft	200.00 ml/min
10/15/2024 3:40 PM	10:00	6.29 pH	19.93 °C	628.69 µS/cm	1.38 mg/L		13.1 mV	25.94 ft	200.00 ml/min

Samples

Sample ID:	Description:

Low-Flow Test Report:

Test Date / Time: 10/15/2024 1:50:47 PM
Project: GP-Plant Hammond
Operator Name: Jamie Newsome

Location Name: PT-07 **Well Diameter: 2 in** **Casing Type: PVC** **Screen Length: 10 ft** **Top of Screen: 37.6 ft** **Total Depth: 47.6 ft** **Initial Depth to Water: 26.16 ft**	**Pump Type: Bladder** **Tubing Type: Poly** **Pump Intake From TOC: 40 ft** **Estimated Total Volume Pumped: 6476.667 ml** **Flow Cell Volume: 90 ml** **Final Flow Rate: 200 ml/min** **Final Draw Down: 0 ft**	**Instrument Used: Aqua TROLL 400** **Serial Number: 843285**

Test Notes:
Metals. Fe = 1.0 mg/L Fe2+ = 0.5 mg/L

Weather Conditions:
Cloudy, 65 degrees F.

Low-Flow Readings:

Date Time	Elapsed Time	pH	Temperature	Specific Conductivity	RDO Concentration	Turbidity	ORP	Depth to Water	Flow
		+/- 0.1	+/- 0.5	+/- 5 %	+/- 0.2	+/- 5	+/- 10	+/- 0.3	
10/15/2024 1:50 PM	00:00	6.74 pH	20.11 °C	748.88 µS/cm	0.52 mg/L	13.30 NTU	-53.1 mV	26.16 ft	200.00 ml/min
10/15/2024 1:55 PM	05:00	6.74 pH	19.79 °C	752.32 µS/cm	0.27 mg/L	3.39 NTU	-57.7 mV	26.16 ft	200.00 ml/min
10/15/2024 2:00 PM	10:00	6.75 pH	19.63 °C	749.58 µS/cm	0.25 mg/L	3.16 NTU	-54.4 mV	26.16 ft	200.00 ml/min
10/15/2024 2:05 PM	15:00	6.75 pH	19.62 °C	749.03 µS/cm	0.15 mg/L	2.03 NTU	-54.3 mV	26.16 ft	200.00 ml/min
10/15/2024 2:10 PM	20:00	6.75 pH	19.58 °C	748.34 µS/cm	0.11 mg/L	0.92 NTU	-53.4 mV	26.16 ft	200.00 ml/min
10/15/2024 2:15 PM	25:00	6.75 pH	19.53 °C	748.01 µS/cm	0.15 mg/L	1.45 NTU	-59.1 mV	26.16 ft	200.00 ml/min
10/15/2024 2:20 PM	30:00	6.75 pH	19.49 °C	747.98 µS/cm	0.09 mg/L	1.12 NTU	-59.5 mV	26.16 ft	200.00 ml/min

Samples

Sample ID:	Description:

Low-Flow Test Report:

Test Date / Time: 10/15/2024 12:15:31 PM
Project: GP-Plant Hammond
Operator Name: Amanda Tomlinson

Location Name: PT-08 **Well Diameter: 2 in** **Casing Type: PVC** **Screen Length: 10 ft** **Top of Screen: 32.2 ft** **Total Depth: 42.2 ft** **Initial Depth to Water: 25.98 ft**	**Pump Type: Bladder** **Tubing Type: Polyethylene** **Pump Intake From TOC: 42.6 ft** **Estimated Total Volume Pumped: 24000 ml** **Flow Cell Volume: 90 ml** **Final Flow Rate: 200 ml/min** **Final Draw Down: 0.04 ft**	**Instrument Used: Aqua TROLL 400** **Serial Number: 843593**

Test Notes:
Metals. Total Fe: 2.5 mg/L. Fe2+: 2.0 mg/L.

Weather Conditions:
Partly cloudy, 59 degrees F.

Low-Flow Readings:

Date Time	Elapsed Time	pH	Temperature	Specific Conductivity	RDO Concentration	Turbidity	ORP	Depth to Water	Flow
		+/- 0.1	+/- 0.5	+/- 5 %	+/- 0.2	+/- 5	+/- 10	+/- 0.3	
10/15/2024 12:15 PM	00:00	6.74 pH	20.21 °C	662.24 µS/cm	0.92 mg/L	1,694.0 NTU	4.9 mV	26.01 ft	200.00 ml/min
10/15/2024 12:20 PM	05:00	6.68 pH	20.36 °C	668.30 µS/cm	0.83 mg/L	1,165.0 NTU	16.7 mV	26.01 ft	200.00 ml/min
10/15/2024 12:25 PM	10:00	6.68 pH	19.95 °C	659.01 µS/cm	0.80 mg/L	733.00 NTU	27.7 mV	26.01 ft	200.00 ml/min
10/15/2024 12:30 PM	15:00	6.69 pH	19.81 °C	665.83 µS/cm	0.66 mg/L	113.00 NTU	27.6 mV	26.01 ft	200.00 ml/min
10/15/2024 12:35 PM	20:00	6.69 pH	19.77 °C	675.02 µS/cm	0.50 mg/L	87.37 NTU	28.0 mV	26.02 ft	200.00 ml/min
10/15/2024 12:40 PM	25:00	6.69 pH	20.04 °C	681.94 µS/cm	0.41 mg/L	65.96 NTU	22.5 mV	26.02 ft	200.00 ml/min
10/15/2024 12:45 PM	30:00	6.72 pH	20.23 °C	682.16 µS/cm	0.38 mg/L	51.32 NTU	20.1 mV	26.02 ft	200.00 ml/min
10/15/2024 12:50 PM	35:00	6.72 pH	20.10 °C	682.00 µS/cm	0.36 mg/L	41.43 NTU	21.2 mV	26.02 ft	200.00 ml/min
10/15/2024 12:55 PM	40:00	6.72 pH	20.22 °C	688.29 µS/cm	0.40 mg/L	32.86 NTU	20.3 mV	26.02 ft	200.00 ml/min
10/15/2024 1:00 PM	45:00	6.72 pH	20.22 °C	690.13 µS/cm	0.36 mg/L	26.81 NTU	20.6 mV	26.02 ft	200.00 ml/min
10/15/2024 1:05 PM	50:00	6.74 pH	19.75 °C	688.15 µS/cm	0.33 mg/L	19.78 NTU	20.4 mV	26.02 ft	200.00 ml/min
10/15/2024 1:10 PM	55:00	6.75 pH	19.90 °C	692.50 µS/cm	0.30 mg/L	17.81 NTU	18.3 mV	26.02 ft	200.00 ml/min
10/15/2024 1:15 PM	01:00:00	6.76 pH	19.82 °C	691.94 µS/cm	0.29 mg/L	14.79 NTU	15.4 mV	26.02 ft	200.00 ml/min
10/15/2024 1:20 PM	01:05:00	6.75 pH	20.11 °C	698.73 µS/cm	0.27 mg/L	12.90 NTU	8.4 mV	26.02 ft	200.00 ml/min

10/15/2024 1:25 PM	01:10:00	6.78 pH	20.13 °C	696.67 µS/cm	0.30 mg/L	11.35 NTU	9.7 mV	26.02 ft	200.00 ml/min
10/15/2024 1:30 PM	01:15:00	6.79 pH	20.13 °C	700.01 µS/cm	0.28 mg/L	9.63 NTU	5.2 mV	26.02 ft	200.00 ml/min
10/15/2024 1:35 PM	01:20:00	6.80 pH	20.13 °C	699.73 µS/cm	0.29 mg/L	8.64 NTU	5.0 mV	26.02 ft	200.00 ml/min
10/15/2024 1:40 PM	01:25:00	6.80 pH	20.04 °C	699.71 µS/cm	0.29 mg/L	8.42 NTU	5.7 mV	26.02 ft	200.00 ml/min
10/15/2024 1:45 PM	01:30:00	6.82 pH	19.77 °C	700.29 µS/cm	0.29 mg/L	7.38 NTU	3.6 mV	26.02 ft	200.00 ml/min
10/15/2024 1:50 PM	01:35:00	6.83 pH	19.73 °C	700.81 µS/cm	0.29 mg/L	7.56 NTU	0.3 mV	26.02 ft	200.00 ml/min
10/15/2024 1:55 PM	01:40:00	6.83 pH	19.59 °C	699.94 µS/cm	0.28 mg/L	6.20 NTU	-2.9 mV	26.02 ft	200.00 ml/min
10/15/2024 2:00 PM	01:45:00	6.83 pH	19.58 °C	700.68 µS/cm	0.28 mg/L	6.42 NTU	-7.8 mV	26.02 ft	200.00 ml/min
10/15/2024 2:05 PM	01:50:00	6.85 pH	19.64 °C	703.47 µS/cm	0.28 mg/L	5.70 NTU	-10.4 mV	26.02 ft	200.00 ml/min
10/15/2024 2:10 PM	01:55:00	6.85 pH	19.47 °C	703.51 µS/cm	0.28 mg/L	5.37 NTU	-13.8 mV	26.02 ft	200.00 ml/min
10/15/2024 2:15 PM	02:00:00	6.84 pH	19.46 °C	702.16 µS/cm	0.29 mg/L	4.95 NTU	-15.5 mV	26.02 ft	200.00 ml/min

Samples

Sample ID:	Description:
HAM-PT-08	Grab.

Low-Flow Test Report:

Test Date / Time: 10/16/2024 11:20:36 AM
Project: GP-Plant Hammond
Operator Name: Jamie Newsome

Location Name: PT-09 **Well Diameter: 2 in** **Casing Type: PVC** **Screen Length: 10 ft** **Top of Screen: 20.47 ft** **Total Depth: 30.47 ft** **Initial Depth to Water: 16.65 ft**	**Pump Type: Peristaltic** **Tubing Type: Poly** **Pump Intake From TOC: 25.47 ft** **Estimated Total Volume Pumped: 13000 ml** **Flow Cell Volume: 90 ml** **Final Flow Rate: 200 ml/min** **Final Draw Down: 0.05 ft**	**Instrument Used: Aqua TROLL 400** **Serial Number: 843285**

Test Notes:
Metals. Fe = 0 mg/L Fe2+ = 0 mg/L.

Weather Conditions:
Sunny, 65 degrees F.

Low-Flow Readings:

Date Time	Elapsed Time	pH	Temperature	Specific Conductivity	RDO Concentration	Turbidity	ORP	Depth to Water	Flow
		+/- 0.1	+/- 0.5	+/- 5 %	+/- 0.2	+/- 5	+/- 10	+/- 0.3	
10/16/2024 11:20 AM	00:00	6.68 pH	19.40 °C	771.21 µS/cm	0.28 mg/L	59.50 NTU	52.4 mV	16.65 ft	200.00 ml/min
10/16/2024 11:25 AM	05:00	6.72 pH	18.79 °C	768.91 µS/cm	0.17 mg/L	51.60 NTU	54.3 mV	16.65 ft	200.00 ml/min
10/16/2024 11:30 AM	10:00	6.74 pH	18.62 °C	761.50 µS/cm	0.09 mg/L	41.70 NTU	46.5 mV	16.65 ft	200.00 ml/min
10/16/2024 11:35 AM	15:00	6.75 pH	18.72 °C	764.96 µS/cm	0.07 mg/L	35.90 NTU	45.2 mV	16.70 ft	200.00 ml/min
10/16/2024 11:40 AM	20:00	6.78 pH	18.64 °C	762.76 µS/cm	0.06 mg/L	36.60 NTU	44.6 mV	16.70 ft	200.00 ml/min
10/16/2024 11:45 AM	25:00	6.78 pH	18.86 °C	758.23 µS/cm	0.05 mg/L	31.10 NTU	44.1 mV	16.70 ft	200.00 ml/min
10/16/2024 11:50 AM	30:00	6.78 pH	18.89 °C	756.87 µS/cm	0.05 mg/L	24.40 NTU	43.2 mV	16.70 ft	200.00 ml/min
10/16/2024 11:55 AM	35:00	6.79 pH	18.77 °C	748.27 µS/cm	0.05 mg/L	21.20 NTU	42.9 mV	16.70 ft	200.00 ml/min
10/16/2024 12:00 PM	40:00	6.78 pH	18.95 °C	762.03 µS/cm	0.05 mg/L	16.10 NTU	42.1 mV	16.70 ft	200.00 ml/min
10/16/2024 12:05 PM	45:00	6.79 pH	19.09 °C	756.65 µS/cm	0.04 mg/L	15.60 NTU	41.5 mV	16.70 ft	200.00 ml/min
10/16/2024 12:10 PM	50:00	6.79 pH	18.89 °C	760.92 µS/cm	0.04 mg/L	11.50 NTU	41.3 mV	16.70 ft	200.00 ml/min
10/16/2024 12:15 PM	55:00	6.79 pH	18.87 °C	760.98 µS/cm	0.04 mg/L	7.81 NTU	40.8 mV	16.70 ft	200.00 ml/min
10/16/2024 12:20 PM	01:00:00	6.78 pH	18.77 °C	760.86 µS/cm	0.04 mg/L	5.79 NTU	40.6 mV	16.70 ft	200.00 ml/min

10/16/2024 12:25 PM	01:05:00	6.79 pH	19.06 °C	759.06 µS/cm	0.04 mg/L	4.92 NTU	39.2 mV	16.70 ft	200.00 ml/min

Samples

Sample ID:	Description:
HAM-PT-09	Grab.

Created using VuSitu from In-Situ, Inc.

Low-Flow Test Report:

Test Date / Time: 10/16/2024 9:40:15 AM
Project: GP-Plant Hammond
Operator Name: Amanda Tomlinson

Location Name: PT-10 **Well Diameter: 2 in** **Casing Type: PVC** **Screen Length: 10 ft** **Top of Screen: 20.45 ft** **Total Depth: 30.45 ft** **Initial Depth to Water: 16.75 ft**	**Pump Type: Peristaltic** **Tubing Type: Polyethylene** **Pump Intake From TOC: 25.45 ft** **Estimated Total Volume Pumped: 11233.333 ml** **Flow Cell Volume: 90 ml** **Final Flow Rate: 200 ml/min** **Final Draw Down: 0.02 ft**	**Instrument Used: Aqua TROLL 400** **Serial Number: 843593**

Test Notes:
Metals. Total Fe: 0.5 mg/L. Fe2+: 0.25 mg/L.

Weather Conditions:
Clear, 42 degrees F.

Low-Flow Readings:

Date Time	Elapsed Time	pH	Temperature	Specific Conductivity	RDO Concentration	Turbidity	ORP	Depth to Water	Flow
		+/- 0.1	+/- 0.5	+/- 5 %	+/- 0.2	+/- 5	+/- 10	+/- 0.3	
10/16/2024 9:40 AM	00:00	7.38 pH	17.29 °C	723.06 µS/cm	0.44 mg/L	62.53 NTU	1.5 mV	16.77 ft	200.00 ml/min
10/16/2024 9:45 AM	05:00	7.33 pH	17.67 °C	716.50 µS/cm	0.49 mg/L	57.43 NTU	-28.4 mV	16.77 ft	200.00 ml/min
10/16/2024 9:46 AM	06:10	7.35 pH	17.73 °C	716.21 µS/cm	0.37 mg/L		-27.4 mV	16.77 ft	200.00 ml/min
10/16/2024 9:51 AM	11:10	7.41 pH	17.57 °C	718.59 µS/cm	0.28 mg/L	40.69 NTU	-53.4 mV	16.77 ft	200.00 ml/min
10/16/2024 9:56 AM	16:10	7.51 pH	17.63 °C	727.17 µS/cm	0.22 mg/L	31.32 NTU	-66.2 mV	16.77 ft	200.00 ml/min
10/16/2024 10:01 AM	21:10	7.62 pH	17.79 °C	725.67 µS/cm	0.17 mg/L	21.31 NTU	-79.3 mV	16.77 ft	200.00 ml/min
10/16/2024 10:06 AM	26:10	7.74 pH	17.72 °C	722.91 µS/cm	0.16 mg/L	15.82 NTU	-83.0 mV	16.77 ft	200.00 ml/min
10/16/2024 10:11 AM	31:10	7.83 pH	17.54 °C	717.76 µS/cm	0.15 mg/L	14.42 NTU	-80.3 mV	16.77 ft	200.00 ml/min
10/16/2024 10:16 AM	36:10	7.93 pH	17.73 °C	716.30 µS/cm	0.14 mg/L	12.52 NTU	-96.2 mV	16.77 ft	200.00 ml/min
10/16/2024 10:21 AM	41:10	8.00 pH	17.86 °C	716.91 µS/cm	0.17 mg/L	8.92 NTU	-99.2 mV	16.77 ft	200.00 ml/min
10/16/2024 10:26 AM	46:10	8.07 pH	17.89 °C	708.92 µS/cm	0.13 mg/L	6.66 NTU	-104.3 mV	16.77 ft	200.00 ml/min
10/16/2024 10:31 AM	51:10	8.12 pH	17.90 °C	707.43 µS/cm	0.13 mg/L	6.70 NTU	-88.6 mV	16.77 ft	200.00 ml/min
10/16/2024 10:36 AM	56:10	8.15 pH	17.85 °C	708.42 µS/cm	0.12 mg/L	4.53 NTU	-103.7 mV	16.77 ft	200.00 ml/min

Samples

Sample ID:	Description:
HAM-PT-10	Grab.

Low-Flow Test Report:

Test Date / Time: 10/16/2024 9:40:05 AM
Project: GP-Plant Hammond
Operator Name: Jamie Newsome

Location Name: PT-11 **Well Diameter: 2 in** **Casing Type: PVC** **Screen Length: 10 ft** **Top of Screen: 16.9 ft** **Total Depth: 26.9 ft** **Initial Depth to Water: 12.3 ft**	**Pump Type: Peristaltic** **Tubing Type: Poly** **Pump Intake From TOC: 21.9 ft** **Estimated Total Volume Pumped: 11000 ml** **Flow Cell Volume: 90 ml** **Final Flow Rate: 200 ml/min** **Final Draw Down: 0 ft**	**Instrument Used: Aqua TROLL 400** **Serial Number: 843285**

Test Notes:
Metals. Fe = 1.0 mg/L Fe2+ = 0.5 mg/L

Weather Conditions:
Sunny, 40 degrees F.

Low-Flow Readings:

Date Time	Elapsed Time	pH	Temperature	Specific Conductivity	RDO Concentration	Turbidity	ORP	Depth to Water	Flow
		+/- 0.1	+/- 0.5	+/- 5 %	+/- 0.2	+/- 5	+/- 10	+/- 0.3	
10/16/2024 9:40 AM	00:00	6.47 pH	18.32 °C	723.65 µS/cm	0.19 mg/L	91.50 NTU	67.7 mV	12.30 ft	200.00 ml/min
10/16/2024 9:45 AM	05:00	6.46 pH	18.37 °C	725.27 µS/cm	0.14 mg/L	69.30 NTU	56.4 mV	12.30 ft	200.00 ml/min
10/16/2024 9:50 AM	10:00	6.49 pH	18.34 °C	722.63 µS/cm	0.12 mg/L	53.90 NTU	44.7 mV	12.30 ft	200.00 ml/min
10/16/2024 9:55 AM	15:00	6.49 pH	18.42 °C	722.01 µS/cm	0.11 mg/L	51.10 NTU	41.1 mV	12.30 ft	200.00 ml/min
10/16/2024 10:00 AM	20:00	6.50 pH	18.55 °C	723.17 µS/cm	0.10 mg/L	32.10 NTU	36.2 mV	12.30 ft	200.00 ml/min
10/16/2024 10:05 AM	25:00	6.52 pH	18.54 °C	727.59 µS/cm	0.09 mg/L	27.20 NTU	34.1 mV	12.30 ft	200.00 ml/min
10/16/2024 10:10 AM	30:00	6.52 pH	18.69 °C	729.42 µS/cm	0.11 mg/L	21.00 NTU	30.5 mV	12.30 ft	200.00 ml/min
10/16/2024 10:15 AM	35:00	6.54 pH	18.85 °C	729.41 µS/cm	0.10 mg/L	17.70 NTU	29.1 mV	12.30 ft	200.00 ml/min
10/16/2024 10:20 AM	40:00	6.55 pH	18.95 °C	731.36 µS/cm	0.10 mg/L	13.50 NTU	25.9 mV	12.30 ft	200.00 ml/min
10/16/2024 10:25 AM	45:00	6.57 pH	18.89 °C	726.06 µS/cm	0.11 mg/L	8.60 NTU	24.7 mV	12.30 ft	200.00 ml/min
10/16/2024 10:30 AM	50:00	6.56 pH	18.96 °C	736.54 µS/cm	0.07 mg/L	6.20 NTU	22.5 mV	12.30 ft	200.00 ml/min
10/16/2024 10:35 AM	55:00	6.57 pH	18.96 °C	735.60 µS/cm	0.08 mg/L	4.84 NTU	21.1 mV	12.30 ft	200.00 ml/min

Samples

Sample ID:	Description:
HAM-PT-11	Grab.
HAM-AP1-FD-01	Grab.

Low-Flow Test Report:

Test Date / Time: 10/16/2024 11:15:48 AM
Project: GP-Plant Hammond
Operator Name: Amanda Tomlinson

Location Name: PT-12 **Well Diameter: 2 in** **Casing Type: PVC** **Screen Length: 10 ft** **Top of Screen: 17.3 ft** **Total Depth: 27.3 ft** **Initial Depth to Water: 13.14 ft**	**Pump Type: Peristaltic** **Tubing Type: Polyethylene** **Pump Intake From TOC: 22 ft** **Estimated Total Volume Pumped: 36000 ml** **Flow Cell Volume: 90 ml** **Final Flow Rate: 200 ml/min** **Final Draw Down: 0 ft**	**Instrument Used: Aqua TROLL 400** **Serial Number: 843593**

Test Notes:
Metals. Total Fe and Fe2+: 0 mg/L.

Weather Conditions:
Clear, 52 degrees F.

Low-Flow Readings:

Date Time	Elapsed Time	pH	Temperature	Specific Conductivity	RDO Concentration	Turbidity	ORP	Depth to Water	Flow
		+/- 0.1	+/- 0.5	+/- 5 %	+/- 0.2	+/- 5	+/- 10	+/- 0.3	
10/16/2024 11:15 AM	00:00	8.51 pH	19.61 °C	699.88 µS/cm	0.13 mg/L	1,098.0 NTU	5.6 mV	13.14 ft	200.00 ml/min
10/16/2024 11:20 AM	05:00	8.67 pH	19.31 °C	710.37 µS/cm	0.20 mg/L	998.00 NTU	15.1 mV	13.14 ft	200.00 ml/min
10/16/2024 11:25 AM	10:00	8.73 pH	18.64 °C	715.19 µS/cm	0.16 mg/L	764.00 NTU	26.5 mV	13.14 ft	200.00 ml/min
10/16/2024 11:30 AM	15:00	8.82 pH	18.43 °C	713.78 µS/cm	0.14 mg/L	769.00 NTU	27.1 mV	13.14 ft	200.00 ml/min
10/16/2024 11:35 AM	20:00	8.96 pH	18.65 °C	715.07 µS/cm	0.10 mg/L	618.00 NTU	22.0 mV	13.14 ft	200.00 ml/min
10/16/2024 11:40 AM	25:00	9.07 pH	18.64 °C	715.51 µS/cm	0.10 mg/L	132.00 NTU	21.5 mV	13.14 ft	200.00 ml/min
10/16/2024 11:45 AM	30:00	9.20 pH	18.75 °C	713.47 µS/cm	0.07 mg/L	168.00 NTU	19.0 mV	13.14 ft	200.00 ml/min
10/16/2024 11:50 AM	35:00	9.24 pH	18.75 °C	716.17 µS/cm	0.06 mg/L	113.00 NTU	13.6 mV	13.14 ft	200.00 ml/min
10/16/2024 11:55 AM	40:00	9.29 pH	18.71 °C	714.56 µS/cm	0.06 mg/L	62.00 NTU	7.9 mV	13.14 ft	200.00 ml/min
10/16/2024 12:00 PM	45:00	9.33 pH	18.76 °C	714.41 µS/cm	0.06 mg/L	50.00 NTU	8.9 mV	13.14 ft	200.00 ml/min
10/16/2024 12:05 PM	50:00	9.35 pH	18.76 °C	715.22 µS/cm	0.04 mg/L	92.54 NTU	0.0 mV	13.14 ft	200.00 ml/min
10/16/2024 12:10 PM	55:00	9.38 pH	18.69 °C	715.18 µS/cm	0.06 mg/L	86.83 NTU	-3.0 mV	13.14 ft	200.00 ml/min
10/16/2024 12:15 PM	01:00:00	9.39 pH	18.53 °C	714.75 µS/cm	0.04 mg/L	67.57 NTU	-3.8 mV	13.14 ft	200.00 ml/min

10/16/2024 12:20 PM	01:05:00	9.40 pH	18.48 °C	716.66 µS/cm	0.04 mg/L	53.02 NTU	-4.0 mV	13.14 ft	200.00 ml/min
10/16/2024 12:25 PM	01:10:00	9.41 pH	18.73 °C	713.70 µS/cm	0.05 mg/L	54.05 NTU	-4.0 mV	13.14 ft	200.00 ml/min
10/16/2024 12:30 PM	01:15:00	9.42 pH	18.79 °C	716.39 µS/cm	0.06 mg/L	31.56 NTU	-4.8 mV	13.14 ft	200.00 ml/min
10/16/2024 12:35 PM	01:20:00	9.43 pH	18.84 °C	714.65 µS/cm	0.06 mg/L	25.92 NTU	3.3 mV	13.14 ft	200.00 ml/min
10/16/2024 12:40 PM	01:25:00	9.45 pH	18.79 °C	714.56 µS/cm	0.05 mg/L	22.55 NTU	3.9 mV	13.14 ft	200.00 ml/min
10/16/2024 12:45 PM	01:30:00	9.45 pH	18.80 °C	716.63 µS/cm	0.05 mg/L	17.76 NTU	-2.8 mV	13.14 ft	200.00 ml/min
10/16/2024 12:50 PM	01:35:00	9.46 pH	18.91 °C	711.33 µS/cm	0.05 mg/L	11.95 NTU	3.7 mV	13.14 ft	200.00 ml/min
10/16/2024 12:55 PM	01:40:00	9.48 pH	19.02 °C	718.69 µS/cm	0.05 mg/L	12.46 NTU	-4.0 mV	13.14 ft	200.00 ml/min
10/16/2024 1:00 PM	01:45:00	9.46 pH	18.95 °C	711.56 µS/cm	0.04 mg/L	8.18 NTU	2.9 mV	13.14 ft	200.00 ml/min
10/16/2024 1:05 PM	01:50:00	9.45 pH	18.92 °C	718.34 µS/cm	0.04 mg/L	36.72 NTU	3.6 mV	13.14 ft	200.00 ml/min
10/16/2024 1:10 PM	01:55:00	9.50 pH	18.97 °C	715.45 µS/cm	0.06 mg/L	55.82 NTU	2.9 mV	13.14 ft	200.00 ml/min
10/16/2024 1:15 PM	02:00:00	9.48 pH	19.06 °C	710.07 µS/cm	0.03 mg/L	35.06 NTU	3.0 mV	13.14 ft	200.00 ml/min
10/16/2024 1:20 PM	02:05:00	9.49 pH	18.92 °C	709.18 µS/cm	0.04 mg/L	29.48 NTU	3.3 mV	13.12 ft	200.00 ml/min
10/16/2024 1:25 PM	02:10:00	9.50 pH	18.92 °C	713.11 µS/cm	0.05 mg/L	29.81 NTU	2.9 mV	13.12 ft	200.00 ml/min
10/16/2024 1:30 PM	02:15:00	9.51 pH	19.06 °C	711.96 µS/cm	0.04 mg/L	31.42 NTU	2.0 mV	13.10 ft	200.00 ml/min
10/16/2024 1:35 PM	02:20:00	9.50 pH	19.06 °C	716.72 µS/cm	0.04 mg/L	29.88 NTU	-6.4 mV	13.10 ft	200.00 ml/min
10/16/2024 1:40 PM	02:25:00	9.50 pH	19.05 °C	715.46 µS/cm	0.04 mg/L	26.92 NTU	-6.9 mV	13.10 ft	200.00 ml/min
10/16/2024 1:45 PM	02:30:00	9.50 pH	19.05 °C	713.15 µS/cm	0.03 mg/L	24.87 NTU	1.1 mV	13.10 ft	200.00 ml/min
10/16/2024 1:50 PM	02:35:00	9.50 pH	19.10 °C	715.91 µS/cm	0.07 mg/L	18.51 NTU	-5.6 mV	13.10 ft	200.00 ml/min
10/16/2024 1:55 PM	02:40:00	9.50 pH	19.15 °C	716.14 µS/cm	0.03 mg/L	15.55 NTU	-6.0 mV	13.10 ft	200.00 ml/min
10/16/2024 2:00 PM	02:45:00	9.50 pH	19.08 °C	715.78 µS/cm	0.05 mg/L	10.54 NTU	-5.4 mV	13.10 ft	200.00 ml/min
10/16/2024 2:05 PM	02:50:00	9.51 pH	19.01 °C	710.84 µS/cm	0.03 mg/L	9.49 NTU	3.3 mV	13.10 ft	200.00 ml/min
10/16/2024 2:10 PM	02:55:00	9.50 pH	19.12 °C	719.14 µS/cm	0.06 mg/L	8.46 NTU	-2.7 mV	13.10 ft	200.00 ml/min
10/16/2024 2:15 PM	03:00:00	9.50 pH	19.15 °C	715.28 µS/cm	0.05 mg/L	6.80 NTU	4.4 mV	13.10 ft	200.00 ml/min

Samples

Sample ID:	Description:
HAM-PT-12	Grab.

Low-Flow Test Report:

Test Date / Time: 10/15/2024 10:15:06 AM
Project: GP-Plant Hammond
Operator Name: Jamie Newsome

Location Name: PT-13 **Well Diameter: 2 in** **Casing Type: PVC** **Screen Length: 10 ft** **Top of Screen: 35 ft** **Total Depth: 45 ft** **Initial Depth to Water: 25.75 ft**	**Pump Type: Bladder** **Tubing Type: Poly** **Pump Intake From TOC: 40 ft** **Estimated Total Volume Pumped: 34000 ml** **Flow Cell Volume: 90 ml** **Final Flow Rate: 200 ml/min** **Final Draw Down: 0 ft**	**Instrument Used: Aqua TROLL 400** **Serial Number: 843285**

Test Notes:
Metals. Fe = 5.0 mg/L Fe2+ = 3.0 mg/L

Weather Conditions:
Cloudy, 50 degrees F.

Low-Flow Readings:

Date Time	Elapsed Time	pH	Temperature	Specific Conductivity	RDO Concentration	Turbidity	ORP	Depth to Water	Flow
		+/- 0.1	+/- 0.5	+/- 5 %	+/- 0.2	+/- 5	+/- 10	+/- 0.3	
10/15/2024 10:15 AM	00:00	6.62 pH	19.06 °C	740.29 µS/cm	2.41 mg/L	1.000e+09 NTU	-32.4 mV	25.75 ft	200.00 ml/min
10/15/2024 10:20 AM	05:00	6.63 pH	19.10 °C	730.89 µS/cm	2.50 mg/L	1.000e+09 NTU	-32.7 mV	25.75 ft	200.00 ml/min
10/15/2024 10:25 AM	10:00	6.64 pH	19.14 °C	728.71 µS/cm	2.50 mg/L	1.000e+09 NTU	-35.0 mV	25.75 ft	200.00 ml/min
10/15/2024 10:30 AM	15:00	6.64 pH	19.13 °C	724.36 µS/cm	2.22 mg/L	1.000e+09 NTU	-36.4 mV	25.80 ft	200.00 ml/min
10/15/2024 10:35 AM	20:00	6.65 pH	19.17 °C	719.29 µS/cm	2.31 mg/L	1.000e+09 NTU	-37.3 mV	25.80 ft	200.00 ml/min
10/15/2024 10:40 AM	25:00	6.65 pH	19.15 °C	718.88 µS/cm	2.11 mg/L	92.60 NTU	-38.6 mV	25.80 ft	200.00 ml/min
10/15/2024 10:45 AM	30:00	6.65 pH	19.19 °C	715.21 µS/cm	2.27 mg/L	82.90 NTU	-39.5 mV	25.80 ft	200.00 ml/min
10/15/2024 10:50 AM	35:00	6.65 pH	19.15 °C	717.17 µS/cm	2.05 mg/L	50.00 NTU	-39.9 mV	25.80 ft	200.00 ml/min
10/15/2024 10:55 AM	40:00	6.64 pH	19.24 °C	716.12 µS/cm	2.03 mg/L	32.00 NTU	-47.4 mV	25.80 ft	200.00 ml/min
10/15/2024 11:00 AM	45:00	6.65 pH	19.26 °C	711.66 µS/cm	1.92 mg/L	30.20 NTU	-40.7 mV	25.80 ft	200.00 ml/min
10/15/2024 11:05 AM	50:00	6.65 pH	19.24 °C	712.08 µS/cm	1.81 mg/L	27.30 NTU	-41.1 mV	25.80 ft	200.00 ml/min
10/15/2024 11:10 AM	55:00	6.65 pH	19.31 °C	711.02 µS/cm	1.69 mg/L	21.60 NTU	-41.2 mV	25.80 ft	200.00 ml/min
10/15/2024 11:15 AM	01:00:00	6.65 pH	19.53 °C	709.29 µS/cm	1.64 mg/L	18.60 NTU	-41.2 mV	25.80 ft	200.00 ml/min

10/15/2024 11:20 AM	01:05:00	6.65 pH	19.31 °C	711.16 µS/cm	1.66 mg/L	18.10 NTU	-41.4 mV	25.80 ft	200.00 ml/min
10/15/2024 11:25 AM	01:10:00	6.65 pH	19.43 °C	723.00 µS/cm	1.53 mg/L	17.20 NTU	-47.8 mV	25.80 ft	200.00 ml/min
10/15/2024 11:30 AM	01:15:00	6.65 pH	19.49 °C	726.39 µS/cm	1.48 mg/L	16.20 NTU	-41.6 mV	25.80 ft	200.00 ml/min
10/15/2024 11:35 AM	01:20:00	6.65 pH	19.35 °C	725.48 µS/cm	1.49 mg/L	15.20 NTU	-42.0 mV	25.80 ft	200.00 ml/min
10/15/2024 11:40 AM	01:25:00	6.65 pH	19.34 °C	726.05 µS/cm	1.42 mg/L	12.80 NTU	-41.7 mV	25.80 ft	200.00 ml/min
10/15/2024 11:45 AM	01:30:00	6.65 pH	19.29 °C	730.60 µS/cm	1.41 mg/L	13.90 NTU	-42.1 mV	25.80 ft	200.00 ml/min
10/15/2024 11:50 AM	01:35:00	6.65 pH	19.37 °C	726.44 µS/cm	1.38 mg/L	12.40 NTU	-48.1 mV	25.80 ft	200.00 ml/min
10/15/2024 11:55 AM	01:40:00	6.65 pH	19.39 °C	727.58 µS/cm	1.33 mg/L	10.90 NTU	-42.2 mV	25.80 ft	200.00 ml/min
10/15/2024 12:00 PM	01:45:00	6.66 pH	19.96 °C	721.87 µS/cm	1.24 mg/L	10.20 NTU	-48.1 mV	25.80 ft	200.00 ml/min
10/15/2024 12:05 PM	01:50:00	6.66 pH	20.02 °C	721.87 µS/cm	1.23 mg/L	11.70 NTU	-48.3 mV	25.80 ft	200.00 ml/min
10/15/2024 12:10 PM	01:55:00	6.66 pH	19.93 °C	721.85 µS/cm	1.20 mg/L	10.50 NTU	-42.8 mV	25.80 ft	200.00 ml/min
10/15/2024 12:15 PM	02:00:00	6.66 pH	19.77 °C	723.15 µS/cm	1.20 mg/L	10.10 NTU	-48.4 mV	25.80 ft	200.00 ml/min
10/15/2024 12:20 PM	02:05:00	6.66 pH	20.14 °C	723.34 µS/cm	1.18 mg/L	10.88 NTU	-48.7 mV	25.80 ft	200.00 ml/min
10/15/2024 12:25 PM	02:10:00	6.66 pH	19.67 °C	725.69 µS/cm	1.18 mg/L	10.30 NTU	-43.2 mV	25.80 ft	200.00 ml/min
10/15/2024 12:30 PM	02:15:00	6.66 pH	19.71 °C	727.41 µS/cm	1.19 mg/L	9.81 NTU	-48.9 mV	25.80 ft	200.00 ml/min
10/15/2024 12:35 PM	02:20:00	6.66 pH	19.84 °C	731.78 µS/cm	1.11 mg/L	9.17 NTU	-49.3 mV	25.80 ft	200.00 ml/min
10/15/2024 12:40 PM	02:25:00	6.66 pH	20.06 °C	728.89 µS/cm	1.10 mg/L	7.90 NTU	-49.7 mV	25.80 ft	200.00 ml/min
10/15/2024 12:45 PM	02:30:00	6.66 pH	19.98 °C	730.55 µS/cm	1.12 mg/L	8.57 NTU	-44.5 mV	25.80 ft	200.00 ml/min
10/15/2024 12:50 PM	02:35:00	6.66 pH	20.07 °C	733.04 µS/cm	1.08 mg/L	7.70 NTU	-50.0 mV	25.75 ft	200.00 ml/min
10/15/2024 12:55 PM	02:40:00	6.66 pH	20.15 °C	731.51 µS/cm	1.02 mg/L	6.58 NTU	-50.4 mV	25.75 ft	200.00 ml/min
10/15/2024 1:00 PM	02:45:00	6.66 pH	20.24 °C	730.37 µS/cm	0.95 mg/L	5.40 NTU	-50.6 mV	25.75 ft	200.00 ml/min
10/15/2024 1:05 PM	02:50:00	6.66 pH	19.80 °C	734.97 µS/cm	0.92 mg/L	4.98 NTU	-50.8 mV	25.75 ft	200.00 ml/min

Samples

Sample ID:	Description:
HAM-PT-13	Grab.

Low-Flow Test Report:

Test Date / Time: 10/15/2024 10:12:29 AM
Project: GP-Plant Hammond
Operator Name: Amanda Tomlinson

Location Name: PT-14 **Well Diameter: 2 in** **Casing Type: PVC** **Screen Length: 10 ft** **Top of Screen: 35.3 ft** **Total Depth: 45.3 ft** **Initial Depth to Water: 25.67 ft**	**Pump Type: Bladder** **Tubing Type: Polyethylene** **Pump Intake From TOC: 40 ft** **Estimated Total Volume Pumped: 17350 ml** **Flow Cell Volume: 90 ml** **Final Flow Rate: 200 ml/min** **Final Draw Down: 0.03 ft**	**Instrument Used: Aqua TROLL 400** **Serial Number: 843593**

Test Notes:
Metals. Total Fe: 10 mg/L. Fe2+: 5.0 mg/L.

Weather Conditions:
Cloudy, 53 degrees F.

Low-Flow Readings:

Date Time	Elapsed Time	pH	Temperature	Specific Conductivity	RDO Concentration	Turbidity	ORP	Depth to Water	Flow
		+/- 0.1	+/- 0.5	+/- 5 %	+/- 0.2	+/- 5	+/- 10	+/- 0.3	
10/15/2024 10:12 AM	00:00	6.84 pH	18.94 °C	813.13 µS/cm	0.27 mg/L	94.30 NTU	-91.9 mV	25.68 ft	200.00 ml/min
10/15/2024 10:17 AM	05:00	6.77 pH	18.67 °C	783.56 µS/cm	0.24 mg/L	63.80 NTU	-98.4 mV	25.68 ft	200.00 ml/min
10/15/2024 10:22 AM	10:00	6.79 pH	18.83 °C	800.33 µS/cm	0.14 mg/L	47.30 NTU	-112.0 mV	25.70 ft	200.00 ml/min
10/15/2024 10:27 AM	15:00	6.80 pH	18.80 °C	799.17 µS/cm	0.10 mg/L	31.40 NTU	-110.0 mV	25.70 ft	200.00 ml/min
10/15/2024 10:32 AM	20:00	6.81 pH	18.74 °C	803.23 µS/cm	0.08 mg/L	25.20 NTU	-111.8 mV	25.70 ft	200.00 ml/min
10/15/2024 10:37 AM	25:00	6.81 pH	18.74 °C	797.74 µS/cm	0.07 mg/L	14.90 NTU	-112.3 mV	25.70 ft	200.00 ml/min
10/15/2024 10:42 AM	30:00	6.84 pH	18.74 °C	798.66 µS/cm	0.06 mg/L	10.43 NTU	-119.9 mV	25.69 ft	200.00 ml/min
10/15/2024 10:47 AM	35:00	6.85 pH	18.79 °C	798.36 µS/cm	0.05 mg/L	10.98 NTU	-114.8 mV	25.70 ft	200.00 ml/min
10/15/2024 10:52 AM	40:00	6.84 pH	18.88 °C	797.06 µS/cm	0.04 mg/L	10.85 NTU	-114.6 mV	25.70 ft	200.00 ml/min
10/15/2024 10:57 AM	45:00	6.88 pH	18.96 °C	796.62 µS/cm	0.03 mg/L	9.64 NTU	-116.8 mV	25.70 ft	200.00 ml/min
10/15/2024 11:02 AM	50:00	6.89 pH	18.88 °C	796.70 µS/cm	0.03 mg/L	7.04 NTU	-122.8 mV	25.71 ft	200.00 ml/min
10/15/2024 11:07 AM	55:00	6.89 pH	18.83 °C	795.53 µS/cm	0.02 mg/L	7.88 NTU	-117.0 mV	25.70 ft	200.00 ml/min
10/15/2024 11:12 AM	01:00:00	6.92 pH	18.91 °C	795.11 µS/cm	0.02 mg/L	5.83 NTU	-117.2 mV	25.71 ft	200.00 ml/min

10/15/2024 11:17 AM	01:05:00	6.93 pH	18.92 °C	796.03 µS/cm	0.01 mg/L	5.78 NTU	-118.5 mV	25.70 ft	200.00 ml/min
10/15/2024 11:22 AM	01:10:00	6.94 pH	18.94 °C	795.29 µS/cm	0.01 mg/L	4.23 NTU	-125.0 mV	25.70 ft	200.00 ml/min

Samples

Sample ID:	Description:
HAM-PT-14	Grab.

Low-Flow Test Report:

Test Date / Time: 10/15/2024 2:45:04 PM
Project: GP-Plant Hammond
Operator Name: Amanda Tomlinson

Location Name: PT-15 **Well Diameter: 2 in** **Casing Type: PVC** **Screen Length: 10 ft** **Top of Screen: 35.3 ft** **Total Depth: 45.3 ft** **Initial Depth to Water: 25.62 ft**	**Pump Type: Bladder** **Tubing Type: Polyethylene** **Pump Intake From TOC: 40 ft** **Estimated Total Volume Pumped: 6000 ml** **Flow Cell Volume: 90 ml** **Final Flow Rate: 200 ml/min Final Draw Down: 0 ft**	**Instrument Used: Aqua TROLL 400** **Serial Number: 843593**

Test Notes:
Metals. Total Fe: 1.5 mg/L. Fe2+: 1.0 mg/L.

Weather Conditions:
Partly cloudy, 63 degrees F.

Low-Flow Readings:

Date Time	Elapsed Time	pH	Temperature	Specific Conductivity	RDO Concentration	Turbidity	ORP	Depth to Water	Flow
		+/- 0.1	+/- 0.5	+/- 5 %	+/- 0.2	+/- 5	+/- 10	+/- 0.3	
10/15/2024 2:45 PM	00:00	7.03 pH	20.42 °C	708.80 µS/cm	0.32 mg/L	153.00 NTU	-38.3 mV	25.60 ft	200.00 ml/min
10/15/2024 2:50 PM	05:00	7.02 pH	19.90 °C	710.28 µS/cm	0.33 mg/L	54.44 NTU	-27.7 mV	25.59 ft	200.00 ml/min
10/15/2024 2:55 PM	10:00	7.02 pH	19.90 °C	715.99 µS/cm	0.14 mg/L	19.80 NTU	-24.4 mV	25.59 ft	200.00 ml/min
10/15/2024 3:00 PM	15:00	7.01 pH	19.73 °C	714.15 µS/cm	0.09 mg/L	8.83 NTU	-20.8 mV	25.59 ft	200.00 ml/min
10/15/2024 3:05 PM	20:00	7.04 pH	19.72 °C	712.45 µS/cm	0.07 mg/L	4.30 NTU	-21.7 mV	25.59 ft	200.00 ml/min
10/15/2024 3:10 PM	25:00	7.04 pH	19.67 °C	711.67 µS/cm	0.06 mg/L	3.18 NTU	-19.9 mV	25.60 ft	200.00 ml/min
10/15/2024 3:15 PM	30:00	7.04 pH	19.83 °C	710.88 µS/cm	0.05 mg/L	3.45 NTU	-19.6 mV	25.60 ft	200.00 ml/min

Samples

Sample ID:	Description:
HAM-PT-15	Grab.

Low-Flow Test Report:

Test Date / Time: 11/5/2024 10:07:38 AM
Project: Plant Hammond
Operator Name: Tristan Halterman

Location Name: INW-03 **Well Diameter: 2 in** **Casing Type: PVC** **Screen Length: 10 ft** **Top of Screen: 17.4 ft** **Total Depth: 27.4 ft** **Initial Depth to Water: 13.72 ft**	**Pump Type: Peristaltic** **Tubing Type: Polyethylene** **Pump Intake From TOC: 22.4 ft** **Estimated Total Volume Pumped: 4 liter** **Flow Cell Volume: 90 ml** **Final Flow Rate: 200 ml/min** **Final Draw Down: 0.03 ft**	**Instrument Used: Aqua TROLL 400** **Serial Number: 980712**

Test Notes:
Parameters.

Weather Conditions:
Cloudy, 80 degrees F.

Low-Flow Readings:

Date Time	Elapsed Time	pH	Temperature	Specific Conductivity	RDO Concentration	Turbidity	ORP	Depth to Water	Flow
		+/- 0.1	+/- 0.5	+/- 5 %	+/- 0.2	+/- 5	+/- 10	+/- 0.3	
11/5/2024 10:07 AM	00:00	6.37 pH	20.39 °C	712.31 µS/cm	0.23 mg/L	5.08 NTU	-28.6 mV	13.75 ft	200.00 ml/min
11/5/2024 10:12 AM	05:00	6.35 pH	20.19 °C	719.11 µS/cm	0.17 mg/L	4.77 NTU	-35.3 mV	13.75 ft	200.00 ml/min
11/5/2024 10:17 AM	10:00	6.37 pH	20.17 °C	725.54 µS/cm	0.14 mg/L	3.15 NTU	-41.7 mV	13.75 ft	200.00 ml/min
11/5/2024 10:22 AM	15:00	6.39 pH	20.07 °C	730.96 µS/cm	0.12 mg/L	2.90 NTU	-41.8 mV	13.75 ft	200.00 ml/min

Samples

Sample ID:	Description:

Low-Flow Test Report:

Test Date / Time: 11/4/2024 3:27:08 PM
Project: Plant Hammond
Operator Name: Zain Webb

Location Name: INW-04 **Well Diameter: 2 in** **Casing Type: PVC** **Screen Length: 10 ft** **Top of Screen: 35.3 ft** **Total Depth: 45.3 ft** **Initial Depth to Water: 26.65 ft**	**Pump Type: Bladder** **Tubing Type: Polyethylene** **Pump Intake From TOC: 40.3 ft** **Estimated Total Volume Pumped: 1.5 liter** **Flow Cell Volume: 90 ml** **Final Flow Rate: 150 ml/min** **Final Draw Down: 0.08 ft**	**Instrument Used: Aqua TROLL 400** **Serial Number: 989630**

Test Notes:
Parameters.

Weather Conditions:
Cloudy, 70 degrees F.

Low-Flow Readings:

Date Time	Elapsed Time	pH	Temperature	Specific Conductivity	RDO Concentration	Turbidity	ORP	Depth to Water	Flow
		+/- 0.1	+/- 0.5	+/- 5 %	+/- 0.2	+/- 5	+/- 10	+/- 0.3	
11/4/2024 3:27 PM	00:00	6.10 pH	19.50 °C	566.44 µS/cm	0.51 mg/L	++++	41.2 mV	26.65 ft	150.00 ml/min
11/4/2024 3:32 PM	05:00	6.29 pH	19.36 °C	623.26 µS/cm	0.43 mg/L	++++	6.9 mV	26.73 ft	150.00 ml/min
11/4/2024 3:37 PM	10:00	6.34 pH	19.37 °C	636.38 µS/cm	0.25 mg/L	++++	-3.9 mV	26.73 ft	150.00 ml/min

Samples

Sample ID:	Description:

Created using VuSitu from In-Situ, Inc.

Low-Flow Test Report:

Test Date / Time: 11/4/2024 3:01:45 PM
Project: Plant Hammond
Operator Name: Tristan Halterman

Location Name: INW-05 **Well Diameter: 2 in** **Casing Type: PVC** **Screen Length: 10 ft** **Top of Screen: 35.3 ft** **Total Depth: 45.3 ft** **Initial Depth to Water: 26.25 ft**	**Pump Type: Bladder** **Tubing Type: Polyethylene** **Pump Intake From TOC: 40.3 ft** **Estimated Total Volume Pumped: 4 liter** **Flow Cell Volume: 90 ml** **Final Flow Rate: 200 ml/min** **Final Draw Down: 0 ft**	**Instrument Used: Aqua TROLL 400** **Serial Number: 980712**

Test Notes:
Parameters.

Weather Conditions:
Cloudy, 70 degrees F.

Low-Flow Readings:

Date Time	Elapsed Time	pH	Temperature	Specific Conductivity	RDO Concentration	Turbidity	ORP	Depth to Water	Flow
		+/- 0.1	+/- 0.5	+/- 5 %	+/- 0.2	+/- 5	+/- 10	+/- 0.3	
11/4/2024 3:01 PM	00:00	6.75 pH	21.27 °C	735.02 µS/cm	1.04 mg/L	++++	-81.2 mV	26.25 ft	200.00 ml/min
11/4/2024 3:06 PM	05:00	6.76 pH	20.20 °C	746.52 µS/cm	0.67 mg/L	++++	-84.2 mV	26.25 ft	200.00 ml/min
11/4/2024 3:11 PM	10:00	6.76 pH	20.07 °C	750.26 µS/cm	0.81 mg/L	++++	-89.9 mV	26.25 ft	200.00 ml/min
11/4/2024 3:16 PM	15:00	6.77 pH	19.97 °C	753.63 µS/cm	0.77 mg/L	103.30 NTU	-92.1 mV	26.25 ft	200.00 ml/min

Samples

Sample ID:	Description:

Low-Flow Test Report:

Test Date / Time: 11/4/2024 11:59:32 AM
Project: Plant Hammond
Operator Name: Tristan Halterman

Location Name: PT-07 **Well Diameter: 2 in** **Casing Type: PVC** **Screen Length: 10 ft** **Top of Screen: 37.75 ft** **Total Depth: 47.75 ft** **Initial Depth to Water: 27.09 ft**	**Pump Type: Bladder** **Tubing Type: Polyethylene** **Pump Intake From TOC: 42.75 ft** **Estimated Total Volume Pumped: 8 liter** **Flow Cell Volume: 90 ml** **Final Flow Rate: 200 ml/min** **Final Draw Down: 0 ft**	**Instrument Used: Aqua TROLL 400** **Serial Number: 980712**

Test Notes:
Five Bottles: Appendix III and IV + Major Ions. Ferrous Iron: 4.5 mg/L, Total Iron: 5.0 mg/L.

Weather Conditions:
Cloudy, 60 degrees F.

Low-Flow Readings:

Date Time	Elapsed Time	pH	Temperature	Specific Conductivity	RDO Concentration	Turbidity	ORP	Depth to Water	Flow
		+/- 0.1	+/- 0.5	+/- 5 %	+/- 0.2	+/- 5	+/- 10	+/- 0.3	
11/4/2024 11:59 AM	00:00	6.74 pH	20.92 °C	752.94 µS/cm	1.45 mg/L	3.14 NTU	-76.9 mV	27.08 ft	200.00 ml/min
11/4/2024 12:04 PM	05:00	6.75 pH	20.13 °C	763.05 µS/cm	1.39 mg/L	2.25 NTU	-78.8 mV	27.09 ft	200.00 ml/min
11/4/2024 12:09 PM	10:00	6.76 pH	20.06 °C	761.88 µS/cm	1.53 mg/L	1.28 NTU	-83.8 mV	27.09 ft	200.00 ml/min
11/4/2024 12:14 PM	15:00	6.76 pH	20.06 °C	761.10 µS/cm	1.44 mg/L	0.98 NTU	-83.0 mV	27.09 ft	200.00 ml/min
11/4/2024 12:19 PM	20:00	6.76 pH	20.05 °C	759.72 µS/cm	1.45 mg/L	0.74 NTU	-81.7 mV	27.09 ft	200.00 ml/min
11/4/2024 12:24 PM	25:00	6.76 pH	20.02 °C	757.48 µS/cm	1.46 mg/L	0.48 NTU	-74.7 mV	27.09 ft	200.00 ml/min
11/4/2024 12:29 PM	30:00	6.76 pH	19.98 °C	756.66 µS/cm	1.46 mg/L	0.44 NTU	-79.3 mV	27.09 ft	200.00 ml/min

Samples

Sample ID:	Description:
HAM-PT-07	Grab.

Low-Flow Test Report:

Test Date / Time: 11/4/2024 10:24:38 AM
Project: Plant Hammond
Operator Name: Zain Webb

Location Name: PT-08 **Well Diameter: 2 in** **Casing Type: PVC** **Screen Length: 10 ft** **Top of Screen: 31.93 ft** **Total Depth: 41.93 ft** **Initial Depth to Water: 26.82 ft**	**Pump Type: Bladder** **Tubing Type: Polyethylene** **Pump Intake From TOC: 36.93 ft** **Estimated Total Volume Pumped: 16.5 liter** **Flow Cell Volume: 90 ml** **Final Flow Rate: 150 ml/min** **Final Draw Down: 0.04 ft**	**Instrument Used: Aqua TROLL 400** **Serial Number: 989630**

Test Notes:
Five Bottles: Appendix III and IV + Major Ions. Ferrous Iron: 0.5 mg/L, Total Iron: 0.6 mg/L.

Weather Conditions:
Cloudy, 70 degrees F.

Low-Flow Readings:

Date Time	Elapsed Time	pH	Temperature	Specific Conductivity	RDO Concentration	Turbidity	ORP	Depth to Water	Flow
		+/- 0.1	+/- 0.5	+/- 5 %	+/- 0.2	+/- 5	+/- 10	+/- 0.3	
11/4/2024 10:24 AM	00:00	6.30 pH	19.55 °C	594.75 µS/cm	0.71 mg/L	++++	123.4 mV	26.82 ft	150.00 ml/min
11/4/2024 10:29 AM	05:00	6.28 pH	19.44 °C	596.68 µS/cm	0.48 mg/L	++++	104.4 mV	26.84 ft	150.00 ml/min
11/4/2024 10:34 AM	10:00	6.30 pH	19.43 °C	609.37 µS/cm	0.35 mg/L	++++	90.8 mV	26.84 ft	150.00 ml/min
11/4/2024 10:39 AM	15:00	6.29 pH	19.45 °C	612.52 µS/cm	0.27 mg/L	++++	97.3 mV	26.85 ft	150.00 ml/min
11/4/2024 10:44 AM	20:00	6.30 pH	19.45 °C	615.04 µS/cm	0.35 mg/L	98.50 NTU	92.3 mV	26.85 ft	150.00 ml/min
11/4/2024 10:49 AM	25:00	6.29 pH	19.47 °C	615.76 µS/cm	0.46 mg/L	67.80 NTU	73.0 mV	26.85 ft	150.00 ml/min
11/4/2024 10:54 AM	30:00	6.30 pH	19.48 °C	616.43 µS/cm	0.30 mg/L	45.20 NTU	68.8 mV	26.86 ft	150.00 ml/min
11/4/2024 10:59 AM	35:00	6.30 pH	19.45 °C	618.45 µS/cm	0.26 mg/L	39.40 NTU	65.9 mV	26.86 ft	150.00 ml/min
11/4/2024 11:04 AM	40:00	6.31 pH	19.41 °C	619.37 µS/cm	0.23 mg/L	33.80 NTU	79.7 mV	26.86 ft	150.00 ml/min
11/4/2024 11:09 AM	45:00	6.31 pH	19.41 °C	621.36 µS/cm	0.25 mg/L	24.70 NTU	78.3 mV	26.86 ft	150.00 ml/min
11/4/2024 11:14 AM	50:00	6.32 pH	19.41 °C	621.63 µS/cm	0.24 mg/L	22.00 NTU	60.7 mV	26.86 ft	150.00 ml/min
11/4/2024 11:19 AM	55:00	6.31 pH	19.41 °C	618.71 µS/cm	0.26 mg/L	19.30 NTU	59.7 mV	26.86 ft	150.00 ml/min
11/4/2024 11:24 AM	01:00:00	6.31 pH	19.41 °C	622.24 µS/cm	0.23 mg/L	17.80 NTU	58.6 mV	26.86 ft	150.00 ml/min

11/4/2024 11:29 AM	01:05:00	6.32 pH	19.35 °C	619.19 µS/cm	0.35 mg/L	16.70 NTU	57.0 mV	26.86 ft	150.00 ml/min
11/4/2024 11:34 AM	01:10:00	6.33 pH	19.33 °C	626.17 µS/cm	0.14 mg/L	15.10 NTU	71.1 mV	26.86 ft	150.00 ml/min
11/4/2024 11:39 AM	01:15:00	6.34 pH	19.33 °C	627.61 µS/cm	0.19 mg/L	13.50 NTU	69.4 mV	26.86 ft	150.00 ml/min
11/4/2024 11:44 AM	01:20:00	6.34 pH	19.35 °C	630.84 µS/cm	0.15 mg/L	10.60 NTU	66.9 mV	26.86 ft	150.00 ml/min
11/4/2024 11:49 AM	01:25:00	6.36 pH	19.37 °C	632.97 µS/cm	0.19 mg/L	8.99 NTU	49.6 mV	26.86 ft	150.00 ml/min
11/4/2024 11:54 AM	01:30:00	6.37 pH	19.34 °C	637.17 µS/cm	0.19 mg/L	7.80 NTU	59.5 mV	26.86 ft	150.00 ml/min
11/4/2024 11:59 AM	01:35:00	6.38 pH	19.34 °C	638.66 µS/cm	0.20 mg/L	6.92 NTU	56.5 mV	26.86 ft	150.00 ml/min
11/4/2024 12:04 PM	01:40:00	6.38 pH	19.36 °C	640.96 µS/cm	0.17 mg/L	6.26 NTU	53.8 mV	26.86 ft	150.00 ml/min
11/4/2024 12:09 PM	01:45:00	6.39 pH	19.37 °C	643.29 µS/cm	0.15 mg/L	4.98 NTU	39.5 mV	26.86 ft	150.00 ml/min

Samples

Sample ID:	Description:
HAM-PT-08	Grab.
HAM-AP1-FD-01	Grab.

Low-Flow Test Report:

Test Date / Time: 11/5/2024 11:19:35 AM
Project: Plant Hammond
Operator Name: Tristan Halterman

Location Name: PT-09 **Well Diameter: 2 in** **Casing Type: PVC** **Screen Length: 10 ft** **Top of Screen: 20.47 ft** **Total Depth: 30.47 ft** **Initial Depth to Water: 17.20 ft**	**Pump Type: Peristaltic** **Tubing Type: Polyethylene** **Pump Intake From TOC: 25.47 ft** **Estimated Total Volume Pumped: 8 liter** **Flow Cell Volume: 90 ml** **Final Flow Rate: 200 ml/min** **Final Draw Down: 0 ft**	**Instrument Used: Aqua TROLL 400** **Serial Number: 980712**

Test Notes:
Five Bottles: Appendix III and IV + Major Ions. Ferrous Iron: 0 mg/L, Total Iron: 0 mg/L.

Weather Conditions:
Cloudy, 70 degrees F.

Low-Flow Readings:

Date Time	Elapsed Time	pH	Temperature	Specific Conductivity	RDO Concentration	Turbidity	ORP	Depth to Water	Flow
		+/- 0.1	+/- 0.5	+/- 5 %	+/- 0.2	+/- 5	+/- 10	+/- 0.3	
11/5/2024 11:19 AM	00:00	6.90 pH	21.14 °C	754.52 µS/cm	0.73 mg/L	3.06 NTU	74.1 mV	17.30 ft	200.00 ml/min
11/5/2024 11:24 AM	05:00	6.79 pH	20.39 °C	761.25 µS/cm	0.27 mg/L	3.29 NTU	62.5 mV	17.30 ft	200.00 ml/min
11/5/2024 11:29 AM	10:00	6.80 pH	20.30 °C	758.32 µS/cm	0.21 mg/L	3.20 NTU	78.6 mV	17.30 ft	200.00 ml/min
11/5/2024 11:34 AM	15:00	6.80 pH	20.21 °C	759.98 µS/cm	0.18 mg/L	3.19 NTU	57.4 mV	17.30 ft	200.00 ml/min
11/5/2024 11:39 AM	20:00	6.79 pH	20.20 °C	754.43 µS/cm	0.17 mg/L	3.72 NTU	75.8 mV	17.30 ft	200.00 ml/min
11/5/2024 11:44 AM	25:00	6.78 pH	20.14 °C	758.31 µS/cm	0.15 mg/L	4.03 NTU	56.1 mV	17.20 ft	200.00 ml/min
11/5/2024 11:49 AM	30:00	6.79 pH	20.16 °C	756.70 µS/cm	0.15 mg/L	3.78 NTU	74.2 mV	17.20 ft	200.00 ml/min

Samples

Sample ID:	Description:
HAM-PT-09	Grab.

Low-Flow Test Report:

Test Date / Time: 11/5/2024 8:54:41 AM
Project: Plant Hammond
Operator Name: Zain Webb

Location Name: PT-10 **Well Diameter: 2 in** **Casing Type: PVC** **Screen Length: 10 ft** **Top of Screen: 20.45 ft** **Total Depth: 30.45 ft** **Initial Depth to Water: 17.13 ft**	**Pump Type: Peristaltic** **Tubing Type: Polyethylene** **Pump Intake From TOC: 25.45 ft** **Estimated Total Volume Pumped: 7 liter** **Flow Cell Volume: 90 ml** **Final Flow Rate: 200 ml/min** **Final Draw Down: 0.03 ft**	**Instrument Used: Aqua TROLL 400** **Serial Number: 989630**

Test Notes:
Five Bottles: Appendix III and IV + Major Ions. Ferrous Iron: 0 mg/L, Total Iron: 0 mg/L.

Weather Conditions:
Cloudy, 80 degrees F.

Low-Flow Readings:

Date Time	Elapsed Time	pH	Temperature	Specific Conductivity	RDO Concentration	Turbidity	ORP	Depth to Water	Flow
		+/- 0.1	+/- 0.5	+/- 5 %	+/- 0.2	+/- 5	+/- 10	+/- 0.3	
11/5/2024 8:54 AM	00:00	6.85 pH	19.68 °C	675.75 µS/cm	0.26 mg/L	4.77 NTU	183.1 mV	17.13 ft	200.00 ml/min
11/5/2024 8:59 AM	05:00	6.87 pH	19.54 °C	677.59 µS/cm	0.17 mg/L	4.38 NTU	189.9 mV	17.15 ft	200.00 ml/min
11/5/2024 9:04 AM	10:00	6.88 pH	19.54 °C	677.84 µS/cm	0.14 mg/L	3.53 NTU	183.0 mV	17.15 ft	200.00 ml/min
11/5/2024 9:09 AM	15:00	6.89 pH	19.54 °C	679.17 µS/cm	0.11 mg/L	3.39 NTU	153.0 mV	17.16 ft	200.00 ml/min
11/5/2024 9:14 AM	20:00	6.89 pH	19.50 °C	679.78 µS/cm	0.10 mg/L	2.64 NTU	142.6 mV	17.16 ft	200.00 ml/min
11/5/2024 9:19 AM	25:00	6.90 pH	19.50 °C	678.73 µS/cm	0.09 mg/L	2.04 NTU	133.8 mV	17.16 ft	200.00 ml/min
11/5/2024 9:24 AM	30:00	6.90 pH	19.54 °C	677.87 µS/cm	0.09 mg/L	1.92 NTU	126.1 mV	17.16 ft	200.00 ml/min

Samples

Sample ID:	Description:
HAM-PT-10	Grab.

Low-Flow Test Report:

Test Date / Time: 11/5/2024 8:50:42 AM
Project: Plant Hammond
Operator Name: Tristan Halterman

Location Name: PT-11 **Well Diameter: 2 in** **Casing Type: PVC** **Screen Length: 10 ft** **Top of Screen: 16.9 ft** **Total Depth: 26.9 ft** **Initial Depth to Water: 13.64 ft**	**Pump Type: Peristaltic** **Tubing Type: Polyethylene** **Pump Intake From TOC: 21.9 ft** **Estimated Total Volume Pumped: 8 liter** **Flow Cell Volume: 90 ml** **Final Flow Rate: 200 ml/min** **Final Draw Down: 0 ft**	**Instrument Used: Aqua TROLL 400** **Serial Number: 980712**

Test Notes:
Five Bottles: Appendix III and IV + Major Ions. Ferrous Iron: 0 mg/L, Total Iron: 0 mg/L.

Weather Conditions:
Cloudy, 65 degrees F.

Low-Flow Readings:

Date Time	Elapsed Time	pH	Temperature	Specific Conductivity	RDO Concentration	Turbidity	ORP	Depth to Water	Flow
		+/- 0.1	+/- 0.5	+/- 5 %	+/- 0.2	+/- 5	+/- 10	+/- 0.3	
11/5/2024 8:50 AM	00:00	6.85 pH	19.76 °C	752.24 µS/cm	0.43 mg/L	6.81 NTU	92.8 mV	13.64 ft	200.00 ml/min
11/5/2024 8:55 AM	05:00	6.83 pH	19.77 °C	741.50 µS/cm	0.22 mg/L	3.22 NTU	95.7 mV	13.64 ft	200.00 ml/min
11/5/2024 9:00 AM	10:00	6.82 pH	19.81 °C	741.37 µS/cm	0.18 mg/L	2.13 NTU	66.1 mV	13.64 ft	200.00 ml/min
11/5/2024 9:05 AM	15:00	6.80 pH	19.80 °C	736.71 µS/cm	0.17 mg/L	2.84 NTU	84.7 mV	13.64 ft	200.00 ml/min
11/5/2024 9:10 AM	20:00	6.80 pH	19.79 °C	736.79 µS/cm	0.16 mg/L	2.12 NTU	61.9 mV	13.64 ft	200.00 ml/min
11/5/2024 9:15 AM	25:00	6.80 pH	19.81 °C	734.49 µS/cm	0.15 mg/L	2.13 NTU	80.9 mV	13.64 ft	200.00 ml/min
11/5/2024 9:20 AM	30:00	6.80 pH	19.82 °C	735.89 µS/cm	0.14 mg/L	1.79 NTU	59.9 mV	13.64 ft	200.00 ml/min

Samples

Sample ID:	Description:
HAM-PT-11	Grab.

Low-Flow Test Report:

Test Date / Time: 11/5/2024 11:04:40 AM
Project: Plant Hammond
Operator Name: Zain Webb

Location Name: PT-12 **Well Diameter: 2 in** **Casing Type: PVC** **Screen Length: 10 ft** **Top of Screen: 17.3 ft** **Total Depth: 27.3 ft** **Initial Depth to Water: 13.52 ft**	**Pump Type: Peristaltic** **Tubing Type: Polyethylene** **Pump Intake From TOC: 22.3 ft** **Estimated Total Volume Pumped: 8 liter** **Flow Cell Volume: 90 ml** **Final Flow Rate: 200 ml/min** **Final Draw Down: 0.04 ft**	**Instrument Used: Aqua TROLL 400** **Serial Number: 989630**

Test Notes:
Five Bottles: Appendix III and IV + Major Ions. Ferrous Iron: 0 mg/L, Total Iron: 0 mg/L.

Weather Conditions:
Cloudy, 80 degrees F.

Low-Flow Readings:

Date Time	Elapsed Time	pH	Temperature	Specific Conductivity	RDO Concentration	Turbidity	ORP	Depth to Water	Flow
		+/- 0.1	+/- 0.5	+/- 5 %	+/- 0.2	+/- 5	+/- 10	+/- 0.3	
11/5/2024 11:04 AM	00:00	6.81 pH	20.46 °C	776.88 µS/cm	0.20 mg/L	4.77 NTU	114.2 mV	13.52 ft	200.00 ml/min
11/5/2024 11:09 AM	05:00	6.78 pH	20.45 °C	743.67 µS/cm	0.15 mg/L	6.26 NTU	129.2 mV	13.55 ft	200.00 ml/min
11/5/2024 11:14 AM	10:00	6.76 pH	20.39 °C	740.39 µS/cm	0.13 mg/L	6.73 NTU	100.9 mV	13.55 ft	200.00 ml/min
11/5/2024 11:19 AM	15:00	6.73 pH	20.30 °C	734.20 µS/cm	0.11 mg/L	5.82 NTU	96.7 mV	13.56 ft	200.00 ml/min
11/5/2024 11:24 AM	20:00	6.68 pH	20.25 °C	731.23 µS/cm	0.10 mg/L	6.14 NTU	122.9 mV	13.56 ft	200.00 ml/min
11/5/2024 11:29 AM	25:00	6.64 pH	20.23 °C	728.18 µS/cm	0.10 mg/L	5.77 NTU	97.7 mV	13.56 ft	200.00 ml/min
11/5/2024 11:34 AM	30:00	6.63 pH	20.21 °C	723.90 µS/cm	0.09 mg/L	5.18 NTU	94.9 mV	13.56 ft	200.00 ml/min
11/5/2024 11:39 AM	35:00	6.61 pH	20.15 °C	717.50 µS/cm	0.08 mg/L	3.23 NTU	94.3 mV	13.56 ft	200.00 ml/min

Samples

Sample ID:	Description:
HAM-PT-12	Grab.

Low-Flow Test Report:

Test Date / Time: 11/4/2024 9:45:32 AM
Project: Plant Hammond
Operator Name: Tristan Halterman

Location Name: PT-13 **Well Diameter: 2 in** **Casing Type: PVC** **Screen Length: 10 ft** **Top of Screen: 35.3 ft** **Total Depth: 45.3 ft** **Initial Depth to Water: 26.52 ft**	**Pump Type: Bladder** **Tubing Type: Polyethylene** **Pump Intake From TOC: 40.3 ft** **Estimated Total Volume Pumped: 17 liter** **Flow Cell Volume: 90 ml** **Final Flow Rate: 200 ml/min** **Final Draw Down: 0.06 ft**	**Instrument Used: Aqua TROLL 400** **Serial Number: 980712**

Test Notes:
Five Bottles: Appendix III and IV + Major Ions. Ferrous Iron: 2.5 mg/L, Total Iron: 5.0 mg/L.

Weather Conditions:
Cloudy, 60 degrees F.

Low-Flow Readings:

Date Time	Elapsed Time	pH	Temperature	Specific Conductivity	RDO Concentration	Turbidity	ORP	Depth to Water	Flow
		+/- 0.1	+/- 0.5	+/- 5 %	+/- 0.2	+/- 5	+/- 10	+/- 0.3	
11/4/2024 9:45 AM	00:00	6.64 pH	19.79 °C	727.16 µS/cm	2.02 mg/L	++++	-46.1 mV	26.59 ft	200.00 ml/min
11/4/2024 9:50 AM	05:00	6.65 pH	19.84 °C	725.57 µS/cm	2.59 mg/L	88.80 NTU	-43.4 mV	26.59 ft	200.00 ml/min
11/4/2024 9:55 AM	10:00	6.66 pH	19.76 °C	726.54 µS/cm	2.85 mg/L	56.60 NTU	-55.1 mV	26.59 ft	200.00 ml/min
11/4/2024 10:00 AM	15:00	6.66 pH	19.76 °C	739.19 µS/cm	3.08 mg/L	39.80 NTU	-55.9 mV	26.59 ft	200.00 ml/min
11/4/2024 10:05 AM	20:00	6.67 pH	19.79 °C	738.28 µS/cm	3.25 mg/L	31.20 NTU	-45.5 mV	26.59 ft	200.00 ml/min
11/4/2024 10:10 AM	25:00	6.68 pH	19.78 °C	738.09 µS/cm	3.29 mg/L	25.40 NTU	-56.6 mV	26.59 ft	200.00 ml/min
11/4/2024 10:15 AM	30:00	6.68 pH	19.80 °C	736.41 µS/cm	3.28 mg/L	19.60 NTU	-46.6 mV	26.59 ft	200.00 ml/min
11/4/2024 10:20 AM	35:00	6.68 pH	19.69 °C	762.30 µS/cm	7.92 mg/L	18.80 NTU	-57.4 mV	26.58 ft	200.00 ml/min
11/4/2024 10:25 AM	40:00	6.69 pH	19.76 °C	754.05 µS/cm	6.73 mg/L	15.80 NTU	-49.0 mV	26.58 ft	200.00 ml/min
11/4/2024 10:30 AM	45:00	6.69 pH	19.77 °C	755.05 µS/cm	6.48 mg/L	11.20 NTU	-49.8 mV	26.58 ft	200.00 ml/min
11/4/2024 10:35 AM	50:00	6.69 pH	19.85 °C	760.04 µS/cm	5.99 mg/L	8.16 NTU	-50.9 mV	26.58 ft	200.00 ml/min
11/4/2024 10:40 AM	55:00	6.69 pH	19.85 °C	758.31 µS/cm	6.88 mg/L	6.56 NTU	-60.2 mV	26.58 ft	200.00 ml/min
11/4/2024 10:45 AM	01:00:00	6.70 pH	19.85 °C	761.70 µS/cm	3.62 mg/L	6.29 NTU	-52.3 mV	26.58 ft	200.00 ml/min

11/4/2024 10:50 AM	01:05:00	6.69 pH	19.82 °C	761.12 µS/cm	3.41 mg/L	6.09 NTU	-52.8 mV	26.58 ft	200.00 ml/min
11/4/2024 10:55 AM	01:10:00	6.70 pH	19.77 °C	761.38 µS/cm	3.41 mg/L	5.34 NTU	-53.4 mV	26.58 ft	200.00 ml/min
11/4/2024 11:00 AM	01:15:00	6.70 pH	19.85 °C	759.92 µS/cm	3.41 mg/L	4.66 NTU	-54.1 mV	26.58 ft	200.00 ml/min

Samples

Sample ID:	Description:
HAM-PT-13	Grab

Low-Flow Test Report:

Test Date / Time: 11/4/2024 1:35:28 PM
Project: Plant Hammond
Operator Name: Zain Webb

Location Name: PT-14 **Well Diameter: 2 in** **Casing Type: PVC** **Screen Length: 10 ft** **Top of Screen: 35.3 ft** **Total Depth: 45.3 ft** **Initial Depth to Water: 26.51 ft**	**Pump Type: Bladder** **Tubing Type: Polyethylene** **Pump Intake From TOC: 40.3 ft** **Estimated Total Volume Pumped: 11.25 liter** **Flow Cell Volume: 90 ml** **Final Flow Rate: 150 ml/min** **Final Draw Down: 0.03 ft**	**Instrument Used: Aqua TROLL 400** **Serial Number: 989630**

Test Notes:
Five Bottles: Appendix III and IV + Major Ions. Ferrous Iron: 2.5 mg/L, Total Iron: 16 mg/L.

Weather Conditions:
Cloudy, 70 degrees F.

Low-Flow Readings:

Date Time	Elapsed Time	pH	Temperature	Specific Conductivity	RDO Concentration	Turbidity	ORP	Depth to Water	Flow
		+/- 0.1	+/- 0.5	+/- 5 %	+/- 0.2	+/- 5	+/- 10	+/- 0.3	
11/4/2024 1:35 PM	00:00	6.71 pH	21.32 °C	758.16 µS/cm	3.01 mg/L	18.60 NTU	-93.1 mV	26.51 ft	150.00 ml/min
11/4/2024 1:40 PM	05:00	6.87 pH	19.59 °C	770.56 µS/cm	1.09 mg/L	14.10 NTU	-109.6 mV	26.54 ft	150.00 ml/min
11/4/2024 1:45 PM	10:00	6.88 pH	19.43 °C	771.51 µS/cm	0.72 mg/L	9.09 NTU	-109.9 mV	26.54 ft	150.00 ml/min
11/4/2024 1:50 PM	15:00	6.89 pH	19.38 °C	770.96 µS/cm	0.75 mg/L	7.58 NTU	-109.7 mV	26.54 ft	150.00 ml/min
11/4/2024 1:55 PM	20:00	6.88 pH	19.35 °C	770.74 µS/cm	0.89 mg/L	5.85 NTU	-94.4 mV	26.54 ft	150.00 ml/min
11/4/2024 2:00 PM	25:00	6.89 pH	19.32 °C	782.68 µS/cm	0.58 mg/L	4.99 NTU	-108.8 mV	26.54 ft	150.00 ml/min
11/4/2024 2:05 PM	30:00	6.89 pH	19.30 °C	770.33 µS/cm	0.47 mg/L	3.72 NTU	-109.3 mV	26.54 ft	150.00 ml/min
11/4/2024 2:10 PM	35:00	6.89 pH	19.28 °C	770.65 µS/cm	0.36 mg/L	3.46 NTU	-110.9 mV	26.54 ft	150.00 ml/min
11/4/2024 2:15 PM	40:00	6.89 pH	19.23 °C	770.52 µS/cm	0.39 mg/L	2.85 NTU	-110.3 mV	26.54 ft	150.00 ml/min
11/4/2024 2:20 PM	45:00	6.89 pH	19.23 °C	770.47 µS/cm	0.43 mg/L	2.67 NTU	-96.4 mV	26.54 ft	150.00 ml/min
11/4/2024 2:25 PM	50:00	6.90 pH	19.21 °C	770.55 µS/cm	0.21 mg/L	2.28 NTU	-113.5 mV	26.54 ft	150.00 ml/min
11/4/2024 2:30 PM	55:00	6.90 pH	19.18 °C	770.34 µS/cm	0.22 mg/L	1.57 NTU	-113.8 mV	26.54 ft	150.00 ml/min
11/4/2024 2:35 PM	01:00:00	6.90 pH	19.18 °C	770.71 µS/cm	0.40 mg/L	1.79 NTU	-111.8 mV	26.54 ft	150.00 ml/min

11/4/2024 2:40 PM	01:05:00	6.90 pH	19.19 °C	770.46 µS/cm	0.34 mg/L	1.42 NTU	-112.5 mV	26.54 ft	150.00 ml/min
11/4/2024 2:45 PM	01:10:00	6.90 pH	19.23 °C	769.88 µS/cm	0.33 mg/L	1.12 NTU	-100.0 mV	26.54 ft	150.00 ml/min

Samples

Sample ID:	Description:
HAM-PT-14	Grab.

Low-Flow Test Report:

Test Date / Time: 11/4/2024 1:26:33 PM
Project: Plant Hammond
Operator Name: Tristan Halterman

Location Name: PT-15 **Well Diameter: 2 in** **Casing Type: PVC** **Screen Length: 10 ft** **Top of Screen: 35.3 ft** **Total Depth: 45.3 ft** **Initial Depth to Water: 26.43 ft**	**Pump Type: Bladder** **Tubing Type: Polyethylene** **Pump Intake From TOC: 40.3 ft** **Estimated Total Volume Pumped: 8 liter** **Flow Cell Volume: 90 ml** **Final Flow Rate: 200 ml/min** **Final Draw Down: 0.04 ft**	**Instrument Used: Aqua TROLL 400** **Serial Number: 980712**

Test Notes:
Five Bottles: Appendix III and IV + Major Ions. Ferrous Iron: 1.5 mg/L, Total Iron: 1.5 mg/L.

Weather Conditions:
Cloudy, 70 degrees F.

Low-Flow Readings:

Date Time	Elapsed Time	pH	Temperature	Specific Conductivity	RDO Concentration	Turbidity	ORP	Depth to Water	Flow
		+/- 0.1	+/- 0.5	+/- 5 %	+/- 0.2	+/- 5	+/- 10	+/- 0.3	
11/4/2024 1:26 PM	00:00	6.77 pH	20.38 °C	719.48 µS/cm	0.52 mg/L	5.17 NTU	-29.3 mV	26.47 ft	200.00 ml/min
11/4/2024 1:31 PM	05:00	6.71 pH	19.85 °C	726.89 µS/cm	0.34 mg/L	2.97 NTU	-33.4 mV	26.47 ft	200.00 ml/min
11/4/2024 1:36 PM	10:00	6.70 pH	19.74 °C	727.71 µS/cm	0.27 mg/L	1.34 NTU	-32.5 mV	26.47 ft	200.00 ml/min
11/4/2024 1:41 PM	15:00	6.69 pH	19.72 °C	726.47 µS/cm	0.22 mg/L	0.78 NTU	-27.8 mV	26.47 ft	200.00 ml/min
11/4/2024 1:46 PM	20:00	6.70 pH	19.72 °C	726.01 µS/cm	0.21 mg/L	0.60 NTU	-31.9 mV	26.47 ft	200.00 ml/min
11/4/2024 1:51 PM	25:00	6.70 pH	19.69 °C	725.42 µS/cm	0.16 mg/L	0.50 NTU	-27.1 mV	26.47 ft	200.00 ml/min
11/4/2024 1:56 PM	30:00	6.70 pH	19.69 °C	724.15 µS/cm	0.16 mg/L	0.21 NTU	-26.7 mV	26.47 ft	200.00 ml/min

Samples

Sample ID:	Description:
HAM-PT-15	Grab.

Low-Flow Test Report:

Test Date / Time: 12/3/2024 2:39:37 PM
Project: GP-Plant Hammond
Operator Name: Zain W.

Location Name: INW-03 **Well Diameter: 2 in** **Casing Type: PVC** **Screen Length: 10 ft** **Top of Screen: 17.4 ft** **Total Depth: 27.4 ft** **Initial Depth to Water: 13.77 ft**	**Pump Type: Peristaltic** **Tubing Type: Polyethylene** **Pump Intake From TOC: 22.4 ft** **Estimated Total Volume Pumped: 5 liter** **Flow Cell Volume: 90 ml** **Final Flow Rate: 200 ml/min** **Final Draw Down: 0.1 ft**	**Instrument Used: Aqua TROLL 400** **Serial Number: 1170065**

Test Notes:
Parameters.

Weather Conditions:
Clear, 40 degrees F.

Low-Flow Readings:

Date Time	Elapsed Time	pH	Temperature	Specific Conductivity	RDO Concentration	Turbidity	ORP	Depth to Water	Flow
		+/- 0.1	+/- 0.5	+/- 5 %	+/- 0.2	+/- 5	+/- 10	+/- 0.3	
12/3/2024 2:39 PM	00:00	6.34 pH	17.86 °C	673.58 µS/cm	0.24 mg/L	14.40 NTU	28.7 mV	13.85 ft	200.00 ml/min
12/3/2024 2:44 PM	05:00	6.34 pH	17.72 °C	679.16 µS/cm	0.20 mg/L	11.30 NTU	44.4 mV	13.86 ft	200.00 ml/min
12/3/2024 2:49 PM	10:00	6.34 pH	17.86 °C	675.83 µS/cm	0.19 mg/L	8.75 NTU	44.6 mV	13.87 ft	200.00 ml/min
12/3/2024 2:54 PM	15:00	6.36 pH	18.08 °C	672.92 µS/cm	0.18 mg/L	7.73 NTU	44.3 mV	13.87 ft	200.00 ml/min

Samples

Sample ID:	Description:

Low-Flow Test Report:

Test Date / Time: 12/2/2024 3:40:26 PM
Project: GP-Plant Hammond
Operator Name: Jacob T.

Location Name: INW-04 **Well Diameter: 2 in** **Casing Type: PVC** **Screen Length: 10 ft** **Top of Screen: 35.3 ft** **Total Depth: 45.3 ft** **Initial Depth to Water: 26.81 ft**	**Pump Type: Bladder** **Tubing Type: Polyethylene** **Pump Intake From TOC: 40.3 ft** **Estimated Total Volume Pumped: 5.5 liter** **Flow Cell Volume: 90 ml** **Final Flow Rate: 200 ml/min** **Final Draw Down: 0.05 ft**	**Instrument Used: Aqua TROLL 400** **Serial Number: 1170046**

Test Notes:
Parameters.

Low-Flow Readings:

Date Time	Elapsed Time	pH	Temperature	Specific Conductivity	RDO Concentration	Turbidity	ORP	Depth to Water	Flow
		+/- 0.1	+/- 0.5	+/- 5 %	+/- 0.2	+/- 5	+/- 10	+/- 0.3	
12/2/2024 3:40 PM	00:00	6.57 pH	17.71 °C	654.65 µS/cm	0.13 mg/L	87.40 NTU	-10.4 mV	26.81 ft	200.00 ml/min
12/2/2024 3:45 PM	05:00	6.62 pH	17.77 °C	659.42 µS/cm	0.11 mg/L	72.30 NTU	-14.0 mV	26.84 ft	200.00 ml/min
12/2/2024 3:51 PM	11:02	6.64 pH	17.83 °C	668.93 µS/cm	0.11 mg/L	64.30 NTU	-17.6 mV	26.86 ft	200.00 ml/min
12/2/2024 3:52 PM	12:23	6.65 pH	17.81 °C	630.20 µS/cm	0.10 mg/L	--	-15.8 mV	26.86 ft	200.00 ml/min
12/2/2024 3:57 PM	17:23	6.65 pH	17.76 °C	672.56 µS/cm	0.09 mg/L	50.60 NTU	-25.4 mV	26.86 ft	200.00 ml/min

Samples

Sample ID:	Description:

Low-Flow Test Report:

Test Date / Time: 12/2/2024 4:20:07 PM
Project: GP-Plant Hammond
Operator Name: Jacob T.

Location Name: INW-05 **Well Diameter: 2 in** **Casing Type: PVC** **Screen Length: 10 ft** **Top of Screen: 35.3 ft** **Total Depth: 45.3 ft** **Initial Depth to Water: 26.34 ft**	**Pump Type: Bladder** **Tubing Type: Polyethylene** **Pump Intake From TOC: 40.3 ft** **Estimated Total Volume Pumped: 4 liter** **Flow Cell Volume: 90 ml** **Final Flow Rate: 200 ml/min** **Final Draw Down: 0.04 ft**	**Instrument Used: Aqua TROLL 400** **Serial Number: 1170046**

Test Notes:
Parameters.

Low-Flow Readings:

Date Time	Elapsed Time	pH	Temperature	Specific Conductivity	RDO Concentration	Turbidity	ORP	Depth to Water	Flow
		+/- 0.1	+/- 0.5	+/- 5 %	+/- 0.2	+/- 5	+/- 10	+/- 0.3	
12/2/2024 4:20 PM	00:00	7.12 pH	18.08 °C	757.06 µS/cm	0.47 mg/L	++++	-65.4 mV	26.36 ft	200.00 ml/min
12/2/2024 4:25 PM	05:00	7.13 pH	18.21 °C	754.80 µS/cm	0.35 mg/L	++++	-70.7 mV	26.36 ft	200.00 ml/min
12/2/2024 4:30 PM	10:00	7.12 pH	18.19 °C	758.30 µS/cm	0.22 mg/L	102.70 NTU	-75.3 mV	26.38 ft	200.00 ml/min
12/2/2024 4:35 PM	15:00	7.13 pH	18.26 °C	760.52 µS/cm	0.18 mg/L	65.20 NTU	-78.4 mV	26.38 ft	200.00 ml/min

Samples

Sample ID:	Description:

Created using VuSitu from In-Situ, Inc.

Low-Flow Test Report:

Test Date / Time: 12/2/2024 2:26:10 PM
Project: GP-Plant Hammond
Operator Name: Zain Webb

Location Name: PT-07 **Well Diameter: 2 in** **Casing Type: PVC** **Screen Length: 10 ft** **Top of Screen: 37.75 ft** **Total Depth: 47.75 ft** **Initial Depth to Water: 27.22 ft**	**Pump Type: Bladder** **Tubing Type: Polyethylene** **Pump Intake From TOC: 42.75 ft** **Estimated Total Volume Pumped: 5.25 liter** **Flow Cell Volume: 90 ml** **Final Flow Rate: 150 ml/min** **Final Draw Down: -0.03 ft**	**Instrument Used: Aqua TROLL 400** **Serial Number: 1170065**

Test Notes:
Full App. III & IV and Major Ions. Ferrous Iron: 6.5 mg/L, Total Iron: 9.2 mg/L.

Weather Conditions:
Clear, 40 degrees F.

Low-Flow Readings:

Date Time	Elapsed Time	pH	Temperature	Specific Conductivity	RDO Concentration	Turbidity	ORP	Depth to Water	Flow
		+/- 0.1	+/- 0.5	+/- 5 %	+/- 0.2	+/- 5	+/- 10	+/- 0.3	
12/2/2024 2:26 PM	00:00	6.85 pH	18.76 °C	755.91 µS/cm	0.96 mg/L	5.18 NTU	-63.8 mV	27.22 ft	150.00 ml/min
12/2/2024 2:31 PM	05:00	6.86 pH	18.84 °C	756.73 µS/cm	0.74 mg/L	3.27 NTU	-62.7 mV	27.16 ft	150.00 ml/min
12/2/2024 2:36 PM	10:00	6.86 pH	18.79 °C	759.08 µS/cm	0.61 mg/L	3.36 NTU	-53.7 mV	27.17 ft	150.00 ml/min
12/2/2024 2:41 PM	15:00	6.86 pH	18.83 °C	761.28 µS/cm	0.53 mg/L	2.61 NTU	-55.6 mV	27.18 ft	150.00 ml/min
12/2/2024 2:46 PM	20:00	6.86 pH	18.79 °C	761.15 µS/cm	0.39 mg/L	2.48 NTU	-56.1 mV	27.18 ft	150.00 ml/min
12/2/2024 2:51 PM	25:00	6.86 pH	18.84 °C	759.49 µS/cm	0.42 mg/L	2.04 NTU	-57.0 mV	27.19 ft	150.00 ml/min
12/2/2024 2:56 PM	30:00	6.87 pH	18.82 °C	760.18 µS/cm	0.46 mg/L	1.93 NTU	-57.7 mV	27.19 ft	150.00 ml/min

Samples

Sample ID:	Description:
HAM-PT-07	Grab.

Low-Flow Test Report:

Test Date / Time: 12/2/2024 11:48:16 AM
Project: GP-Plant Hammond
Operator Name: Jacob T.

Location Name: PT-08 **Well Diameter: 2 in** **Casing Type: PVC** **Screen Length: 10 ft** **Top of Screen: 32.2 ft** **Total Depth: 42.2 ft** **Initial Depth to Water: 26.86 ft**	**Pump Type: Bladder** **Tubing Type: Polyethylene** **Pump Intake From TOC: 37.2 ft** **Estimated Total Volume Pumped: 7 liter** **Flow Cell Volume: 90 ml** **Final Flow Rate: 200 ml/min Final Draw Down: 0.06 ft**	**Instrument Used: Aqua TROLL 400** **Serial Number: 1170046**

Test Notes:
Full App. III & IV and Major Ions. Ferrous Iron: 0.2 mg/L, Total Iron: 0.4 mg/L.

Low-Flow Readings:

Date Time	Elapsed Time	pH	Temperature	Specific Conductivity	RDO Concentration	Turbidity	ORP	Depth to Water	Flow
		+/- 0.1	+/- 0.5	+/- 5 %	+/- 0.2	+/- 5	+/- 10	+/- 0.3	
12/2/2024 11:48 AM	00:00	6.39 pH	18.57 °C	547.38 µS/cm	0.32 mg/L	14.40 NTU	59.2 mV	26.58 ft	200.00 ml/min
12/2/2024 11:53 AM	05:00	6.43 pH	18.57 °C	585.92 µS/cm	0.23 mg/L	11.30 NTU	49.1 mV	26.89 ft	200.00 ml/min
12/2/2024 11:58 AM	10:00	6.47 pH	18.52 °C	602.98 µS/cm	0.19 mg/L	7.11 NTU	44.4 mV	26.92 ft	200.00 ml/min
12/2/2024 12:03 PM	15:00	6.48 pH	18.55 °C	603.27 µS/cm	0.17 mg/L	5.70 NTU	46.6 mV	26.92 ft	200.00 ml/min
12/2/2024 12:08 PM	20:00	6.49 pH	18.54 °C	613.32 µS/cm	0.15 mg/L	4.32 NTU	65.7 mV	26.92 ft	200.00 ml/min
12/2/2024 12:13 PM	25:00	6.49 pH	18.51 °C	613.76 µS/cm	0.15 mg/L	4.20 NTU	66.8 mV	26.92 ft	200.00 ml/min
12/2/2024 12:18 PM	30:00	6.49 pH	18.52 °C	607.25 µS/cm	0.13 mg/L	2.30 NTU	48.5 mV	26.92 ft	200.00 ml/min

Samples

Sample ID:	Description:
HAM-PT-08	Grab.

Created using VuSitu from In-Situ, Inc.

Low-Flow Test Report:

Test Date / Time: 12/3/2024 12:50:27 PM
Project: GP-Plant Hammond
Operator Name: Jacob T.

Location Name: PT-09 **Well Diameter: 2 in** **Casing Type: PVC** **Screen Length: 10 ft** **Top of Screen: 20.47 ft** **Total Depth: 30.47 ft** **Initial Depth to Water: 17.09 ft**	**Pump Type: Peristaltic** **Tubing Type: Polyethylene** **Pump Intake From TOC: 25.47 ft** **Estimated Total Volume Pumped: 24 liter** **Flow Cell Volume: 90 ml** **Final Flow Rate: 200 ml/min** **Final Draw Down: 0 ft**	**Instrument Used: Aqua TROLL 400** **Serial Number: 1080307**

Test Notes:
Full App. III & IV and Major Ions. Ferrous Iron: 0 mg/L, Total Iron: 0 mg/L.

Low-Flow Readings:

Date Time	Elapsed Time	pH	Temperature	Specific Conductivity	RDO Concentration	Turbidity	ORP	Depth to Water	Flow
		+/- 0.1	+/- 0.5	+/- 5 %	+/- 0.2	+/- 5	+/- 10	+/- 0.3	
12/3/2024 12:50 PM	00:00	7.12 pH	17.92 °C	760.91 µS/cm	0.73 mg/L	5.47 NTU	89.7 mV	17.09 ft	200.00 ml/min
12/3/2024 12:55 PM	05:00	7.09 pH	17.82 °C	738.10 µS/cm	0.80 mg/L	2.46 NTU	79.3 mV	17.09 ft	200.00 ml/min
12/3/2024 1:00 PM	10:00	7.10 pH	17.72 °C	750.06 µS/cm	0.77 mg/L	2.02 NTU	51.5 mV	17.09 ft	200.00 ml/min
12/3/2024 1:05 PM	15:00	7.09 pH	17.81 °C	744.90 µS/cm	0.78 mg/L	1.81 NTU	46.2 mV	17.09 ft	200.00 ml/min
12/3/2024 1:10 PM	20:00	7.10 pH	17.38 °C	740.10 µS/cm	0.76 mg/L	1.12 NTU	42.8 mV	17.09 ft	200.00 ml/min
12/3/2024 1:15 PM	25:00	7.08 pH	17.40 °C	742.19 µS/cm	0.71 mg/L	1.15 NTU	41.1 mV	17.09 ft	200.00 ml/min
12/3/2024 1:20 PM	30:00	7.09 pH	17.31 °C	730.13 µS/cm	0.69 mg/L	1.41 NTU	40.0 mV	17.09 ft	200.00 ml/min

Samples

Sample ID:	Description:
HAM-PT-09	Grab.

Created using VuSitu from In-Situ, Inc.

Low-Flow Test Report:

Test Date / Time: 12/3/2024 11:21:47 AM
Project: GP-Plant Hammond
Operator Name: Zain Webb

Location Name: PT-10 **Well Diameter: 2 in** **Casing Type: PVC** **Screen Length: 10 ft** **Top of Screen: 20.45 ft** **Total Depth: 30.45 ft** **Initial Depth to Water: 17.19 ft**	**Pump Type: Peristaltic** **Tubing Type: Polyethylene** **Pump Intake From TOC: 25.45 ft** **Estimated Total Volume Pumped: 7 liter** **Flow Cell Volume: 90 ml** **Final Flow Rate: 200 ml/min** **Final Draw Down: 0.06 ft**	**Instrument Used: Aqua TROLL 400** **Serial Number: 1170065**

Test Notes:
Full App. III & IV and Major Ions. Ferrous Iron: 0 mg/L, Total Iron: 0 mg/L.

Weather Conditions:
Clear, 40 degrees F.

Low-Flow Readings:

Date Time	Elapsed Time	pH	Temperature	Specific Conductivity	RDO Concentration	Turbidity	ORP	Depth to Water	Flow
		+/- 0.1	+/- 0.5	+/- 5 %	+/- 0.2	+/- 5	+/- 10	+/- 0.3	
12/3/2024 11:21 AM	00:00	6.61 pH	17.58 °C	668.58 µS/cm	0.28 mg/L	3.68 NTU	38.6 mV	17.19 ft	200.00 ml/min
12/3/2024 11:26 AM	05:00	6.71 pH	17.85 °C	680.97 µS/cm	0.20 mg/L	2.84 NTU	50.2 mV	17.25 ft	200.00 ml/min
12/3/2024 11:31 AM	10:00	6.76 pH	18.17 °C	688.26 µS/cm	0.18 mg/L	1.69 NTU	51.1 mV	17.25 ft	200.00 ml/min
12/3/2024 11:36 AM	15:00	6.78 pH	18.04 °C	685.04 µS/cm	0.16 mg/L	1.35 NTU	53.2 mV	17.25 ft	200.00 ml/min
12/3/2024 11:41 AM	20:00	6.80 pH	17.99 °C	682.95 µS/cm	0.16 mg/L	1.12 NTU	54.5 mV	17.25 ft	200.00 ml/min
12/3/2024 11:46 AM	25:00	6.82 pH	18.16 °C	681.20 µS/cm	0.15 mg/L	1.03 NTU	55.1 mV	17.25 ft	200.00 ml/min
12/3/2024 11:51 AM	30:00	6.83 pH	18.32 °C	678.04 µS/cm	0.15 mg/L	0.94 NTU	57.0 mV	17.25 ft	200.00 ml/min

Samples

Sample ID:	Description:
HAM-PT-10	Grab.
HAM-AP1-FD-01	Grab.

Low-Flow Test Report:

Test Date / Time: 12/3/2024 2:05:37 PM
Project: GP-Plant Hammond
Operator Name: Jacob T.

Location Name: PT-11 **Well Diameter: 2 in** **Casing Type: PVC** **Screen Length: 10 ft** **Top of Screen: 16.9 ft** **Total Depth: 26.9 ft** **Initial Depth to Water: 13.71 ft**	**Pump Type: Peristaltic** **Tubing Type: Polyethylene** **Pump Intake From TOC: 21.9 ft** **Estimated Total Volume Pumped: 7.2 liter** **Flow Cell Volume: 90 ml** **Final Flow Rate: 200 ml/min** **Final Draw Down: 0 ft**	**Instrument Used: Aqua TROLL 400** **Serial Number: 1080307**

Test Notes:
Full App. III & IV and Major Ions.

Weather Conditions:
Clear, 40 degrees F.

Low-Flow Readings:

Date Time	Elapsed Time	pH	Temperature	Specific Conductivity	RDO Concentration	Turbidity	ORP	Depth to Water	Flow
		+/- 0.1	+/- 0.5	+/- 5 %	+/- 0.2	+/- 5	+/- 10	+/- 0.3	
12/3/2024 2:05 PM	00:00	6.94 pH	16.67 °C	686.68 µS/cm	0.39 mg/L	1.72 NTU	92.2 mV	13.71 ft	200.00 ml/min
12/3/2024 2:07 PM	01:38	6.95 pH	17.24 °C	691.29 µS/cm	0.22 mg/L	--	72.1 mV	13.71 ft	200.00 ml/min
12/3/2024 2:12 PM	06:38	7.00 pH	17.54 °C	678.26 µS/cm	0.12 mg/L	0.82 NTU	59.7 mV	13.71 ft	200.00 ml/min
12/3/2024 2:17 PM	11:38	7.03 pH	17.57 °C	691.42 µS/cm	0.11 mg/L	0.64 NTU	38.8 mV	13.71 ft	200.00 ml/min
12/3/2024 2:22 PM	16:38	7.05 pH	17.71 °C	691.94 µS/cm	0.10 mg/L	0.92 NTU	45.3 mV	13.71 ft	200.00 ml/min
12/3/2024 2:27 PM	21:38	7.07 pH	17.45 °C	696.87 µS/cm	0.11 mg/L	0.85 NTU	32.7 mV	13.71 ft	200.00 ml/min
12/3/2024 2:32 PM	26:38	7.07 pH	17.17 °C	706.29 µS/cm	0.11 mg/L	0.89 NTU	30.5 mV	13.71 ft	200.00 ml/min
12/3/2024 2:37 PM	31:38	7.08 pH	17.00 °C	710.00 µS/cm	0.11 mg/L	0.70 NTU	28.9 mV	13.71 ft	200.00 ml/min

Samples

Sample ID:	Description:
HAM-PT-11	Grab.

Low-Flow Test Report:

Test Date / Time: 12/3/2024 1:22:08 PM
Project: GP-Plant Hammond
Operator Name: Zain Webb

Location Name: PT-12 **Well Diameter: 2 in** **Casing Type: PVC** **Screen Length: 10 ft** **Top of Screen: 17.3 ft** **Total Depth: 27.3 ft** **Initial Depth to Water: 13.6 ft**	**Pump Type: Peristaltic** **Tubing Type: Polyethylene** **Pump Intake From TOC: 22.3 ft** **Estimated Total Volume Pumped: 7 liter** **Flow Cell Volume: 90 ml** **Final Flow Rate: 200 ml/min** **Final Draw Down: 0 ft**	**Instrument Used: Aqua TROLL 400** **Serial Number: 1170065**

Test Notes:
Full App. III & IV and Major Ions. Ferrous Iron: 0 mg/L, Total Iron: 0 mg/L.

Weather Conditions:
Clear, 40 degrees F.

Low-Flow Readings:

Date Time	Elapsed Time	pH	Temperature	Specific Conductivity	RDO Concentration	Turbidity	ORP	Depth to Water	Flow
		+/- 0.1	+/- 0.5	+/- 5 %	+/- 0.2	+/- 5	+/- 10	+/- 0.3	
12/3/2024 1:22 PM	00:00	6.63 pH	17.81 °C	747.86 µS/cm	0.21 mg/L	6.84 NTU	44.5 mV	13.60 ft	200.00 ml/min
12/3/2024 1:27 PM	05:00	6.63 pH	17.82 °C	749.89 µS/cm	0.20 mg/L	5.12 NTU	77.0 mV	13.60 ft	200.00 ml/min
12/3/2024 1:32 PM	10:00	6.66 pH	17.90 °C	752.37 µS/cm	0.19 mg/L	4.00 NTU	74.2 mV	13.60 ft	200.00 ml/min
12/3/2024 1:37 PM	15:00	6.67 pH	17.49 °C	748.62 µS/cm	0.19 mg/L	4.53 NTU	73.1 mV	13.60 ft	200.00 ml/min
12/3/2024 1:42 PM	20:00	6.64 pH	17.50 °C	742.47 µS/cm	0.18 mg/L	4.30 NTU	70.9 mV	13.60 ft	200.00 ml/min
12/3/2024 1:47 PM	25:00	6.65 pH	17.48 °C	742.14 µS/cm	0.18 mg/L	3.64 NTU	69.2 mV	13.60 ft	200.00 ml/min
12/3/2024 1:52 PM	30:00	6.65 pH	17.50 °C	741.65 µS/cm	0.18 mg/L	3.47 NTU	68.7 mV	13.60 ft	200.00 ml/min

Samples

Sample ID:	Description:
HAM-PT-12	Grab.

Low-Flow Test Report:

Test Date / Time: 12/2/2024 11:42:31 AM
Project: GP-Plant Hammond
Operator Name: Zain Webb

Location Name: PT-13 **Well Diameter: 2 in** **Casing Type: PVC** **Screen Length: 10 ft** **Top of Screen: 35.3 ft** **Total Depth: 45.3 ft** **Initial Depth to Water: 26.58 ft**	**Pump Type: Bladder** **Tubing Type: Polyethylene** **Pump Intake From TOC: 40.3 ft** **Estimated Total Volume Pumped: 14.25 liter** **Flow Cell Volume: 90 ml** **Final Flow Rate: 150 ml/min** **Final Draw Down: 0 ft**	**Instrument Used: Aqua TROLL 400** **Serial Number: 1170065**

Test Notes:
Full App. III & IV and Major Ions. Total Iron: 4.0 mg/L.

Weather Conditions:
Clear, 40 degrees F.

Low-Flow Readings:

Date Time	Elapsed Time	pH	Temperature	Specific Conductivity	RDO Concentration	Turbidity	ORP	Depth to Water	Flow
		+/- 0.1	+/- 0.5	+/- 5 %	+/- 0.2	+/- 5	+/- 10	+/- 0.3	
12/2/2024 11:42 AM	00:00	6.76 pH	17.86 °C	747.43 µS/cm	3.07 mg/L	52.90 NTU	-48.1 mV	26.58 ft	150.00 ml/min
12/2/2024 11:47 AM	05:00	6.81 pH	18.21 °C	778.89 µS/cm	3.12 mg/L	40.20 NTU	-52.2 mV	26.57 ft	150.00 ml/min
12/2/2024 11:52 AM	10:00	6.82 pH	18.27 °C	779.03 µS/cm	2.80 mg/L	36.70 NTU	-54.2 mV	26.58 ft	150.00 ml/min
12/2/2024 11:57 AM	15:00	6.82 pH	18.33 °C	762.71 µS/cm	2.52 mg/L	21.40 NTU	-54.8 mV	26.58 ft	150.00 ml/min
12/2/2024 12:02 PM	20:00	6.83 pH	18.42 °C	772.12 µS/cm	6.56 mg/L	16.60 NTU	-52.9 mV	26.58 ft	150.00 ml/min
12/2/2024 12:07 PM	25:00	6.83 pH	18.35 °C	774.53 µS/cm	4.26 mg/L	14.30 NTU	-49.3 mV	26.58 ft	150.00 ml/min
12/2/2024 12:12 PM	30:00	6.84 pH	18.26 °C	778.89 µS/cm	0.71 mg/L	13.10 NTU	-68.9 mV	26.58 ft	150.00 ml/min
12/2/2024 12:17 PM	35:00	6.83 pH	18.28 °C	779.09 µS/cm	0.61 mg/L	11.80 NTU	-55.9 mV	26.58 ft	150.00 ml/min
12/2/2024 12:22 PM	40:00	6.83 pH	18.36 °C	779.19 µS/cm	0.65 mg/L	11.00 NTU	-56.5 mV	26.58 ft	150.00 ml/min
12/2/2024 12:27 PM	45:00	6.83 pH	18.35 °C	778.82 µS/cm	0.62 mg/L	9.56 NTU	-56.7 mV	26.58 ft	150.00 ml/min
12/2/2024 12:32 PM	50:00	6.83 pH	18.36 °C	778.50 µS/cm	0.55 mg/L	8.47 NTU	-57.5 mV	26.58 ft	150.00 ml/min
12/2/2024 12:37 PM	55:00	6.83 pH	18.39 °C	773.95 µS/cm	0.50 mg/L	8.33 NTU	-57.6 mV	26.58 ft	150.00 ml/min
12/2/2024 12:42 PM	01:00:00	6.82 pH	18.43 °C	776.26 µS/cm	0.48 mg/L	7.56 NTU	-58.1 mV	26.58 ft	150.00 ml/min

12/2/2024 12:47 PM	01:05:00	6.82 pH	18.50 °C	778.94 µS/cm	0.60 mg/L	7.02 NTU	-58.3 mV	26.58 ft	150.00 ml/min
12/2/2024 12:52 PM	01:10:00	6.82 pH	18.47 °C	773.41 µS/cm	0.45 mg/L	6.24 NTU	-58.5 mV	26.58 ft	150.00 ml/min
12/2/2024 12:57 PM	01:15:00	6.82 pH	18.52 °C	774.20 µS/cm	0.41 mg/L	6.76 NTU	-59.0 mV	26.58 ft	150.00 ml/min
12/2/2024 1:02 PM	01:20:00	6.81 pH	18.51 °C	784.18 µS/cm	0.53 mg/L	5.90 NTU	-58.1 mV	26.58 ft	150.00 ml/min
12/2/2024 1:07 PM	01:25:00	6.82 pH	18.52 °C	774.29 µS/cm	0.38 mg/L	5.62 NTU	-59.1 mV	26.58 ft	150.00 ml/min
12/2/2024 1:12 PM	01:30:00	6.82 pH	18.53 °C	773.35 µS/cm	0.52 mg/L	4.74 NTU	-59.1 mV	26.58 ft	150.00 ml/min

Samples

Sample ID:	Description:
HAM-PT-13	Grab.

Low-Flow Test Report:

Test Date / Time: 12/2/2024 1:50:48 PM
Project: GP-Plant Hammond
Operator Name: Jacob T.

Location Name: PT-14 **Well Diameter: 2 in** **Casing Type: PVC** **Screen Length: 10 ft** **Top of Screen: 35.3 ft** **Total Depth: 45.3 ft** **Initial Depth to Water: 26.54 ft**	**Pump Type: Bladder** **Tubing Type: Polyethylene** **Pump Intake From TOC: 40.3 ft** **Estimated Total Volume Pumped: 10 liter** **Flow Cell Volume: 90 ml** **Final Flow Rate: 200 ml/min** **Final Draw Down: 0.05 ft**	**Instrument Used: Aqua TROLL 400** **Serial Number: 1170046**

Test Notes:
Full App. III & IV and Major Ions. Ferrous Iron: 5.2 mg/L, Total Iron: 5.6 mg/L.

Weather Conditions:
Clear, 40 degrees F.

Low-Flow Readings:

Date Time	Elapsed Time	pH	Temperature	Specific Conductivity	RDO Concentration	Turbidity	ORP	Depth to Water	Flow
		+/- 0.1	+/- 0.5	+/- 5 %	+/- 0.2	+/- 5	+/- 10	+/- 0.3	
12/2/2024 1:50 PM	00:00	7.16 pH	18.88 °C	782.39 µS/cm	0.34 mg/L	50.40 NTU	-77.5 mV	26.54 ft	200.00 ml/min
12/2/2024 1:55 PM	05:00	7.16 pH	18.90 °C	783.70 µS/cm	0.21 mg/L	42.70 NTU	-78.0 mV	26.54 ft	200.00 ml/min
12/2/2024 2:00 PM	10:00	7.17 pH	18.84 °C	782.11 µS/cm	0.17 mg/L	36.80 NTU	-104.7 mV	26.54 ft	200.00 ml/min
12/2/2024 2:05 PM	15:00	7.18 pH	18.76 °C	782.95 µS/cm	0.15 mg/L	30.10 NTU	-106.2 mV	26.54 ft	200.00 ml/min
12/2/2024 2:10 PM	20:00	7.18 pH	18.49 °C	783.57 µS/cm	0.14 mg/L	20.30 NTU	-81.4 mV	26.54 ft	200.00 ml/min
12/2/2024 2:15 PM	25:00	7.18 pH	18.26 °C	787.19 µS/cm	0.13 mg/L	17.80 NTU	-107.2 mV	26.54 ft	200.00 ml/min
12/2/2024 2:20 PM	30:00	7.18 pH	18.22 °C	787.83 µS/cm	0.12 mg/L	14.10 NTU	-81.1 mV	26.54 ft	200.00 ml/min
12/2/2024 2:25 PM	35:00	7.18 pH	18.21 °C	787.85 µS/cm	0.12 mg/L	7.48 NTU	-108.5 mV	26.54 ft	200.00 ml/min
12/2/2024 2:30 PM	40:00	7.18 pH	18.17 °C	787.77 µS/cm	0.11 mg/L	6.34 NTU	-84.0 mV	26.59 ft	200.00 ml/min
12/2/2024 2:35 PM	45:00	7.18 pH	18.13 °C	787.18 µS/cm	0.11 mg/L	4.76 NTU	-85.0 mV	26.59 ft	200.00 ml/min

Samples

Sample ID:	Description:
HAM-PT-14	Grab.

Low-Flow Test Report:

Test Date / Time: 12/2/2024 3:50:39 PM
Project: GP-Plant Hammond
Operator Name: Zain Webb

Location Name: PT-15 **Well Diameter: 2 in** **Casing Type: PVC** **Screen Length: 10 ft** **Top of Screen: 35.3 ft** **Total Depth: 45.3 ft** **Initial Depth to Water: 26.51 ft**	**Pump Type: Bladder** **Tubing Type: Polyethylene** **Pump Intake From TOC: 40.3 ft** **Estimated Total Volume Pumped: 5.25 liter** **Flow Cell Volume: 90 ml** **Final Flow Rate: 150 ml/min** **Final Draw Down: 0.01 ft**	**Instrument Used: Aqua TROLL 400** **Serial Number: 1170065**

Test Notes:
Full App. III & IV and Major Ions. Ferrous Iron: 0 mg/L, Total Iron: 0.2 mg/L.

Weather Conditions:
Clear, 40 degrees F.

Low-Flow Readings:

Date Time	Elapsed Time	pH	Temperature	Specific Conductivity	RDO Concentration	Turbidity	ORP	Depth to Water	Flow
		+/- 0.1	+/- 0.5	+/- 5 %	+/- 0.2	+/- 5	+/- 10	+/- 0.3	
12/2/2024 3:50 PM	00:00	6.98 pH	18.48 °C	654.57 µS/cm	0.52 mg/L	27.60 NTU	-78.9 mV	26.51 ft	150.00 ml/min
12/2/2024 3:55 PM	05:00	6.82 pH	18.48 °C	704.98 µS/cm	0.45 mg/L	22.30 NTU	-18.6 mV	26.51 ft	150.00 ml/min
12/2/2024 4:00 PM	10:00	6.79 pH	18.47 °C	708.66 µS/cm	0.43 mg/L	15.50 NTU	-0.9 mV	26.52 ft	150.00 ml/min
12/2/2024 4:05 PM	15:00	6.78 pH	18.45 °C	706.73 µS/cm	0.40 mg/L	8.91 NTU	5.9 mV	26.52 ft	150.00 ml/min
12/2/2024 4:10 PM	20:00	6.77 pH	18.46 °C	706.23 µS/cm	0.31 mg/L	5.37 NTU	10.0 mV	26.52 ft	150.00 ml/min
12/2/2024 4:15 PM	25:00	6.76 pH	18.39 °C	707.28 µS/cm	0.30 mg/L	4.28 NTU	12.8 mV	26.52 ft	150.00 ml/min
12/2/2024 4:20 PM	30:00	6.76 pH	18.43 °C	703.58 µS/cm	0.32 mg/L	2.70 NTU	13.9 mV	26.52 ft	150.00 ml/min

Samples

Sample ID:	Description:
HAM-PT-15	Grab.

Low-Flow Test Report:

Test Date / Time: 1/6/2025 3:09:18 PM
Project: GP-Plant Hammond
Operator Name: Thomas Kessler

Location Name: PT-07 **Well Diameter: 2 in** **Casing Type: PVC** **Screen Length: 10 ft** **Top of Screen: 37.75 ft** **Total Depth: 47.75 ft** **Initial Depth to Water: 26.85 ft**	**Pump Type: Bladder** **Tubing Type: Polyethylene** **Pump Intake From TOC: 42.75 ft** **Estimated Total Volume Pumped: 6 liter** **Flow Cell Volume: 90 ml** **Final Flow Rate: 200 ml/min** **Final Draw Down: 0 ft**	**Instrument Used: Aqua TROLL 400** **Serial Number: 1082817**

Test Notes:
Full App. III and IV and Major Ions. Ferrous Iron: 6.2 mg/L, Total Iron: 6.2 mg/L.

Weather Conditions:
Cloudy, 40 degrees F.

Low-Flow Readings:

Date Time	Elapsed Time	pH	Temperature	Specific Conductivity	RDO Concentration	Turbidity	ORP	Depth to Water	Flow
		+/- 0.1	+/- 0.5	+/- 5 %	+/- 0.2	+/- 5	+/- 10	+/- 0.3	
1/6/2025 3:09 PM	00:00	6.91 pH	13.45 °C	698.57 µS/cm	2.23 mg/L	8.45 NTU	-88.1 mV	26.85 ft	200.00 ml/min
1/6/2025 3:14 PM	05:00	6.87 pH	15.62 °C	680.43 µS/cm	0.93 mg/L	6.00 NTU	-65.8 mV	26.85 ft	200.00 ml/min
1/6/2025 3:19 PM	10:00	6.85 pH	15.77 °C	681.80 µS/cm	0.53 mg/L	2.87 NTU	-84.5 mV	26.85 ft	200.00 ml/min
1/6/2025 3:24 PM	15:00	6.86 pH	15.75 °C	679.69 µS/cm	0.36 mg/L	1.60 NTU	-66.6 mV	26.85 ft	200.00 ml/min
1/6/2025 3:29 PM	20:00	6.87 pH	15.61 °C	679.27 µS/cm	0.31 mg/L	1.23 NTU	-66.0 mV	26.85 ft	200.00 ml/min
1/6/2025 3:34 PM	25:00	6.85 pH	15.75 °C	682.97 µS/cm	0.24 mg/L	0.81 NTU	-66.0 mV	26.85 ft	200.00 ml/min
1/6/2025 3:39 PM	30:00	6.86 pH	15.75 °C	681.45 µS/cm	0.17 mg/L	0.39 NTU	-65.2 mV	26.85 ft	200.00 ml/min

Samples

Sample ID:	Description:
HAM-PT-07	Grab.

Low-Flow Test Report:

Test Date / Time: 1/6/2025 1:16:14 PM
Project: GP-Plant Hammond
Operator Name: Amanda Tomlinson

Location Name: PT-08 **Well Diameter: 2 in** **Casing Type: PVC** **Screen Length: 10 ft** **Top of Screen: 32 ft** **Total Depth: 42 ft** **Initial Depth to Water: 26.52**	**Pump Type: Bladder** **Tubing Type: Polyethylene** **Pump Intake From TOC: 38.00 ft** **Estimated Total Volume Pumped: 42 liter** **Flow Cell Volume: 90 ml** **Final Flow Rate: 200 ml/min Final Draw Down: 0.04 ft**	**Instrument Used: Aqua TROLL 400** **Serial Number: 1082822**

Test Notes:
Full App. III and IV and Major Ions. Ferrous Iron: 1.0 mg/L, Total Iron: 2.0 mg/L.

Weather Conditions:
Cloudy and snow, 36 degrees F.

Low-Flow Readings:

Date Time	Elapsed Time	pH	Temperature	Specific Conductivity	RDO Concentration	Turbidity	ORP	Depth to Water	Flow
		+/- 0.1	+/- 0.5	+/- 5 %	+/- 0.2	+/- 5	+/- 10	+/- 0.3	
1/6/2025 1:16 PM	00:00	6.66 pH	14.34 °C	687.04 µS/cm	1.27 mg/L	++++	-37.0 mV	26.52 ft	200.00 ml/min
1/6/2025 1:21 PM	05:00	6.50 pH	15.91 °C	653.28 µS/cm	0.40 mg/L	++++	-14.4 mV	26.52 ft	200.00 ml/min
1/6/2025 1:26 PM	10:00	6.44 pH	15.64 °C	639.56 µS/cm	0.42 mg/L	++++	11.4 mV	26.54 ft	200.00 ml/min
1/6/2025 1:31 PM	15:00	6.41 pH	15.68 °C	632.12 µS/cm	0.37 mg/L	547.00 NTU	21.9 mV	26.56 ft	200.00 ml/min
1/6/2025 1:36 PM	20:00	6.39 pH	15.66 °C	630.44 µS/cm	0.40 mg/L	370.00 NTU	22.3 mV	26.56 ft	200.00 ml/min
1/6/2025 1:41 PM	25:00	6.39 pH	15.49 °C	632.69 µS/cm	0.32 mg/L	255.00 NTU	24.4 mV	26.56 ft	200.00 ml/min
1/6/2025 1:46 PM	30:00	6.41 pH	15.78 °C	633.82 µS/cm	0.31 mg/L	182.00 NTU	22.9 mV	26.56 ft	200.00 ml/min
1/6/2025 1:51 PM	35:00	6.41 pH	15.75 °C	640.84 µS/cm	0.29 mg/L	135.00 NTU	21.8 mV	26.56 ft	200.00 ml/min
1/6/2025 1:56 PM	40:00	6.42 pH	15.74 °C	645.46 µS/cm	0.28 mg/L	86.10 NTU	26.1 mV	26.56 ft	200.00 ml/min
1/6/2025 2:01 PM	45:00	6.42 pH	15.82 °C	643.08 µS/cm	0.27 mg/L	64.80 NTU	26.4 mV	26.56 ft	200.00 ml/min
1/6/2025 2:06 PM	50:00	6.42 pH	15.88 °C	648.01 µS/cm	0.26 mg/L	47.50 NTU	23.1 mV	26.56 ft	200.00 ml/min
1/6/2025 2:11 PM	55:00	6.42 pH	15.87 °C	648.39 µS/cm	0.26 mg/L	36.70 NTU	23.0 mV	26.56 ft	200.00 ml/min
1/6/2025 2:16 PM	01:00:00	6.43 pH	15.74 °C	647.63 µS/cm	0.25 mg/L	28.20 NTU	21.8 mV	26.56 ft	200.00 ml/min
1/6/2025 2:21 PM	01:05:00	6.43 pH	15.78 °C	646.26 µS/cm	0.24 mg/L	24.90 NTU	20.5 mV	26.56 ft	200.00 ml/min

1/6/2025 2:26 PM	01:10:00	6.44 pH	15.42 °C	649.73 µS/cm	0.24 mg/L	22.70 NTU	23.7 mV	26.56 ft	200.00 ml/min
1/6/2025 2:31 PM	01:15:00	6.44 pH	15.51 °C	649.01 µS/cm	0.24 mg/L	23.50 NTU	18.8 mV	26.56 ft	200.00 ml/min
1/6/2025 2:36 PM	01:20:00	6.45 pH	15.69 °C	653.52 µS/cm	0.24 mg/L	19.90 NTU	16.0 mV	26.56 ft	200.00 ml/min
1/6/2025 2:41 PM	01:25:00	6.44 pH	15.77 °C	657.89 µS/cm	1.26 mg/L	19.10 NTU	17.8 mV	26.56 ft	200.00 ml/min
1/6/2025 2:46 PM	01:30:00	6.46 pH	16.08 °C	656.91 µS/cm	1.52 mg/L	17.30 NTU	17.5 mV	26.56 ft	200.00 ml/min
1/6/2025 2:51 PM	01:35:00	6.46 pH	16.01 °C	657.35 µS/cm	1.12 mg/L	16.70 NTU	16.9 mV	26.56 ft	200.00 ml/min
1/6/2025 2:56 PM	01:40:00	6.48 pH	15.94 °C	660.12 µS/cm	0.45 mg/L	14.50 NTU	15.6 mV	26.56 ft	200.00 ml/min
1/6/2025 3:01 PM	01:45:00	6.49 pH	15.97 °C	658.74 µS/cm	0.51 mg/L	16.00 NTU	17.8 mV	26.56 ft	200.00 ml/min
1/6/2025 3:06 PM	01:50:00	6.49 pH	15.73 °C	657.39 µS/cm	0.62 mg/L	12.40 NTU	17.1 mV	26.56 ft	200.00 ml/min
1/6/2025 3:11 PM	01:55:00	6.50 pH	15.82 °C	657.73 µS/cm	0.38 mg/L	12.00 NTU	16.6 mV	26.56 ft	200.00 ml/min
1/6/2025 3:16 PM	02:00:00	6.49 pH	15.74 °C	657.81 µS/cm	0.25 mg/L	13.10 NTU	13.8 mV	26.56 ft	200.00 ml/min
1/6/2025 3:21 PM	02:05:00	6.50 pH	15.66 °C	655.73 µS/cm	0.30 mg/L	11.20 NTU	14.9 mV	26.56 ft	200.00 ml/min
1/6/2025 3:26 PM	02:10:00	6.49 pH	15.72 °C	663.49 µS/cm	0.25 mg/L	10.00 NTU	16.6 mV	26.56 ft	200.00 ml/min
1/6/2025 3:31 PM	02:15:00	6.49 pH	15.61 °C	663.73 µS/cm	1.42 mg/L	9.60 NTU	14.3 mV	26.56 ft	200.00 ml/min
1/6/2025 3:36 PM	02:20:00	6.50 pH	15.78 °C	664.62 µS/cm	0.29 mg/L	10.40 NTU	13.4 mV	26.56 ft	200.00 ml/min
1/6/2025 3:41 PM	02:25:00	6.50 pH	15.82 °C	665.74 µS/cm	0.26 mg/L	8.97 NTU	11.2 mV	26.56 ft	200.00 ml/min
1/6/2025 3:46 PM	02:30:00	6.49 pH	15.96 °C	665.90 µS/cm	0.23 mg/L	9.29 NTU	10.3 mV	26.56 ft	200.00 ml/min
1/6/2025 3:51 PM	02:35:00	6.50 pH	15.60 °C	664.25 µS/cm	0.23 mg/L	9.51 NTU	8.7 mV	26.56 ft	200.00 ml/min
1/6/2025 3:56 PM	02:40:00	6.50 pH	15.69 °C	660.56 µS/cm	0.23 mg/L	9.12 NTU	8.0 mV	26.56 ft	200.00 ml/min
1/6/2025 4:01 PM	02:45:00	6.50 pH	15.69 °C	664.00 µS/cm	0.23 mg/L	12.00 NTU	8.0 mV	26.56 ft	200.00 ml/min
1/6/2025 4:06 PM	02:50:00	6.50 pH	15.63 °C	664.58 µS/cm	0.24 mg/L	11.80 NTU	6.7 mV	26.56 ft	200.00 ml/min
1/6/2025 4:11 PM	02:55:00	6.51 pH	15.58 °C	667.80 µS/cm	1.23 mg/L	9.88 NTU	7.8 mV	26.56 ft	200.00 ml/min
1/6/2025 4:16 PM	03:00:00	6.49 pH	15.47 °C	672.52 µS/cm	1.44 mg/L	8.63 NTU	6.2 mV	26.56 ft	200.00 ml/min
1/6/2025 4:21 PM	03:05:00	6.51 pH	15.41 °C	668.62 µS/cm	0.56 mg/L	6.66 NTU	6.0 mV	26.56 ft	200.00 ml/min
1/6/2025 4:26 PM	03:10:00	6.50 pH	15.74 °C	658.24 µS/cm	0.93 mg/L	6.69 NTU	6.8 mV	26.56 ft	200.00 ml/min
1/6/2025 4:31 PM	03:15:00	6.52 pH	15.17 °C	668.70 µS/cm	0.23 mg/L	6.58 NTU	6.1 mV	26.56 ft	200.00 ml/min
1/6/2025 4:36 PM	03:20:00	6.52 pH	15.46 °C	671.35 µS/cm	0.24 mg/L	7.99 NTU	4.5 mV	26.56 ft	200.00 ml/min
1/6/2025 4:41 PM	03:25:00	6.51 pH	15.56 °C	670.03 µS/cm	0.31 mg/L	8.05 NTU	6.1 mV	26.56 ft	200.00 ml/min

Samples

Sample ID:	Description:
HAM-PT-08	Grab.
HAM-AP1-FD-01	Grab.

Low-Flow Test Report:

Test Date / Time: 1/7/2025 9:52:12 AM
Project: GP-Plant Hammond
Operator Name: Thomas Kessler

Location Name: PT-09 **Well Diameter: 2 in** **Casing Type: PVC** **Screen Length: 10 ft** **Top of Screen: 20.47 ft** **Total Depth: 30.47 ft** **Initial Depth to Water: 16 ft**	**Pump Type: Peri** **Tubing Type: Polyethylene** **Pump Intake From TOC: 25.47 ft** **Estimated Total Volume Pumped: 8 liter** **Flow Cell Volume: 90 ml** **Final Flow Rate: 200 ml/min** **Final Draw Down: 0 ft**	**Instrument Used: Aqua TROLL 400** **Serial Number: 1082817**

Test Notes:
Full App. III and IV and Major Ions. Ferrous Iron: 0 mg/L, Total Iron: 0.2 mg/L.

Weather Conditions:
Cloudy, 28 degrees F.

Low-Flow Readings:

Date Time	Elapsed Time	pH	Temperature	Specific Conductivity	RDO Concentration	Turbidity	ORP	Depth to Water	Flow
		+/- 0.1	+/- 0.5	+/- 5 %	+/- 0.2	+/- 5	+/- 10	+/- 0.3	
1/7/2025 9:52 AM	00:00	6.89 pH	14.81 °C	691.18 µS/cm	0.40 mg/L	3.75 NTU	69.1 mV	16.00 ft	200.00 ml/min
1/7/2025 9:57 AM	05:00	6.91 pH	15.71 °C	663.07 µS/cm	0.25 mg/L	3.86 NTU	62.5 mV	16.00 ft	200.00 ml/min
1/7/2025 10:02 AM	10:00	6.90 pH	15.80 °C	659.07 µS/cm	0.26 mg/L	2.81 NTU	46.3 mV	16.00 ft	200.00 ml/min
1/7/2025 10:07 AM	15:00	6.92 pH	15.97 °C	651.52 µS/cm	0.33 mg/L	2.51 NTU	42.7 mV	16.00 ft	200.00 ml/min
1/7/2025 10:12 AM	20:00	6.90 pH	15.97 °C	657.91 µS/cm	0.30 mg/L	6.57 NTU	51.1 mV	16.00 ft	200.00 ml/min
1/7/2025 10:17 AM	25:00	6.92 pH	16.29 °C	651.61 µS/cm	0.20 mg/L	6.80 NTU	39.8 mV	16.00 ft	200.00 ml/min
1/7/2025 10:22 AM	30:00	6.93 pH	16.05 °C	643.66 µS/cm	0.17 mg/L	7.89 NTU	36.9 mV	16.00 ft	200.00 ml/min
1/7/2025 10:27 AM	35:00	6.92 pH	16.15 °C	638.73 µS/cm	0.19 mg/L	6.82 NTU	35.4 mV	16.00 ft	200.00 ml/min
1/7/2025 10:32 AM	40:00	6.94 pH	15.90 °C	641.49 µS/cm	0.13 mg/L	4.93 NTU	33.4 mV	16.00 ft	200.00 ml/min

Samples

Sample ID:	Description:
HAM-PT-09	Grab.

Low-Flow Test Report:

Test Date / Time: 1/7/2025 11:55:09 AM
Project: GP-Plant Hammond
Operator Name: Thomas Kessler

Location Name: PT-10 **Well Diameter: 2 ft** **Casing Type: PVC** **Screen Length: 10 ft** **Top of Screen: 20.45 ft** **Total Depth: 30.45 ft** **Initial Depth to Water: 16.05 ft**	**Pump Type: Peri** **Tubing Type: Polyethylene** **Pump Intake From TOC: 25.45 ft** **Estimated Total Volume Pumped: 6 liter** **Flow Cell Volume: 90 ml** **Final Flow Rate: 200 ml/min** **Final Draw Down: 0.02 ft**	**Instrument Used: Aqua TROLL 400** **Serial Number: 1082817**

Test Notes:
Full App. III and IV and Major Ions. Ferrous Iron: 0 mg/L, Total Iron: 0 mg/L.

Weather Conditions:
Clear, 28 degrees F.

Low-Flow Readings:

Date Time	Elapsed Time	pH	Temperature	Specific Conductivity	RDO Concentration	Turbidity	ORP	Depth to Water	Flow
		+/- 0.1	+/- 0.5	+/- 5 %	+/- 0.2	+/- 5	+/- 10	+/- 0.3	
1/7/2025 11:55 AM	00:00	6.63 pH	13.98 °C	541.88 µS/cm	0.28 mg/L	4.02 NTU	74.7 mV	12.07 ft	200.00 ml/min
1/7/2025 12:00 PM	05:00	6.58 pH	14.09 °C	553.41 µS/cm	0.21 mg/L	3.98 NTU	66.0 mV	12.07 ft	200.00 ml/min
1/7/2025 12:05 PM	10:00	6.57 pH	15.62 °C	543.37 µS/cm	0.14 mg/L	4.46 NTU	46.7 mV	12.07 ft	200.00 ml/min
1/7/2025 12:10 PM	15:00	6.57 pH	15.88 °C	535.08 µS/cm	0.10 mg/L	3.22 NTU	42.2 mV	12.07 ft	200.00 ml/min
1/7/2025 12:15 PM	20:00	6.56 pH	16.06 °C	536.63 µS/cm	0.09 mg/L	2.99 NTU	37.4 mV	12.07 ft	200.00 ml/min
1/7/2025 12:20 PM	25:00	6.57 pH	16.08 °C	541.98 µS/cm	0.07 mg/L	3.54 NTU	32.3 mV	12.07 ft	200.00 ml/min
1/7/2025 12:25 PM	30:00	6.60 pH	15.87 °C	546.13 µS/cm	0.07 mg/L	2.65 NTU	12.0 mV	12.07 ft	200.00 ml/min

Samples

Sample ID:	Description:
HAM-PT-10	Grab.

Low-Flow Test Report:

Test Date / Time: 1/7/2025 11:02:20 AM
Project: GP-Plant Hammond
Operator Name: Thomas Kessler

Location Name: PT-11 **Well Diameter: 2 in** **Casing Type: PVC** **Screen Length: 10 ft** **Top of Screen: 16.9 ft** **Total Depth: 26.9 ft** **Initial Depth to Water: 12.6 ft**	**Pump Type: Peri** **Tubing Type: Polyethylene** **Pump Intake From TOC: 21.9 ft** **Estimated Total Volume Pumped: 6 liter** **Flow Cell Volume: 90 ml** **Final Flow Rate: 200 ml/min** **Final Draw Down: 0 ft**	**Instrument Used: Aqua TROLL 400** **Serial Number: 1082817**

Test Notes:
Full App. III and IV and Major Ions. Ferrous Iron: 0 mg/L, Total Iron: 0 mg/L.

Weather Conditions:
Cloudy, 29 degrees F.

Low-Flow Readings:

Date Time	Elapsed Time	pH	Temperature	Specific Conductivity	RDO Concentration	Turbidity	ORP	Depth to Water	Flow
		+/- 0.1	+/- 0.5	+/- 5 %	+/- 0.2	+/- 5	+/- 10	+/- 0.3	
1/7/2025 11:02 AM	00:00	6.88 pH	14.96 °C	577.26 µS/cm	0.21 mg/L	2.49 NTU	67.6 mV	12.60 ft	200.00 ml/min
1/7/2025 11:07 AM	05:00	6.88 pH	15.29 °C	567.01 µS/cm	0.16 mg/L	1.37 NTU	61.1 mV	12.60 ft	200.00 ml/min
1/7/2025 11:12 AM	10:00	6.88 pH	15.26 °C	567.08 µS/cm	0.14 mg/L	1.38 NTU	42.5 mV	12.60 ft	200.00 ml/min
1/7/2025 11:17 AM	15:00	6.87 pH	15.93 °C	568.54 µS/cm	0.13 mg/L	0.63 NTU	51.1 mV	12.60 ft	200.00 ml/min
1/7/2025 11:22 AM	20:00	6.88 pH	15.26 °C	558.99 µS/cm	0.11 mg/L	0.53 NTU	38.7 mV	12.60 ft	200.00 ml/min
1/7/2025 11:27 AM	25:00	6.88 pH	14.99 °C	559.88 µS/cm	0.09 mg/L	0.61 NTU	45.6 mV	12.60 ft	200.00 ml/min
1/7/2025 11:32 AM	30:00	6.87 pH	15.26 °C	559.68 µS/cm	0.09 mg/L	0.35 NTU	35.7 mV	12.60 ft	200.00 ml/min

Samples

Sample ID:	Description:
HAM-PT-11	Grab.

Low-Flow Test Report:

Test Date / Time: 1/7/2025 8:56:36 AM
Project: GP-Plant Hammond
Operator Name: Thomas Kessler

Location Name: PT-12 **Well Diameter: 2 in** **Casing Type: PVC** **Screen Length: 10 ft** **Top of Screen: 17.3 ft** **Total Depth: 27.3 ft** **Initial Depth to Water: 12.45 ft**	**Pump Type: Peri** **Tubing Type: Polyethylene** **Pump Intake From TOC: 22.3 ft** **Estimated Total Volume Pumped: 7 liter** **Flow Cell Volume: 90 ml** **Final Flow Rate: 200 ml/min** **Final Draw Down: 0 ft**	**Instrument Used: Aqua TROLL 400** **Serial Number: 1082817**

Test Notes:
Full App. III and IV and Major Ions. Ferrous Iron: 0 mg/L, Total Iron: 2.0 mg/L.

Weather Conditions:
Cloudy, 28 degrees F.

Low-Flow Readings:

Date Time	Elapsed Time	pH	Temperature	Specific Conductivity	RDO Concentration	Turbidity	ORP	Depth to Water	Flow
		+/- 0.1	+/- 0.5	+/- 5 %	+/- 0.2	+/- 5	+/- 10	+/- 0.3	
1/7/2025 8:56 AM	00:00	6.53 pH	14.40 °C	579.45 µS/cm	0.41 mg/L	12.70 NTU	124.2 mV	12.45 ft	200.00 ml/min
1/7/2025 9:01 AM	05:00	6.56 pH	14.54 °C	632.12 µS/cm	0.30 mg/L	16.90 NTU	111.3 mV	12.45 ft	200.00 ml/min
1/7/2025 9:06 AM	10:00	6.54 pH	14.67 °C	635.88 µS/cm	0.24 mg/L	10.90 NTU	81.3 mV	12.45 ft	200.00 ml/min
1/7/2025 9:11 AM	15:00	6.57 pH	15.30 °C	647.29 µS/cm	0.19 mg/L	8.67 NTU	72.2 mV	12.45 ft	200.00 ml/min
1/7/2025 9:16 AM	20:00	6.58 pH	15.57 °C	647.20 µS/cm	0.19 mg/L	7.10 NTU	80.9 mV	12.45 ft	200.00 ml/min
1/7/2025 9:21 AM	25:00	6.58 pH	15.84 °C	648.79 µS/cm	0.14 mg/L	7.22 NTU	65.1 mV	12.45 ft	200.00 ml/min
1/7/2025 9:26 AM	30:00	6.58 pH	15.84 °C	640.17 µS/cm	0.12 mg/L	6.08 NTU	61.3 mV	12.45 ft	200.00 ml/min
1/7/2025 9:31 AM	35:00	6.62 pH	15.86 °C	649.55 µS/cm	0.09 mg/L	4.90 NTU	57.2 mV	12.45 ft	200.00 ml/min

Samples

Sample ID:	Description:
HAM-PT-12	Grab.

Low-Flow Test Report:

Test Date / Time: 1/6/2025 10:36:38 AM
Project: GP-Plant Hammond
Operator Name: Thomas Kessler

Location Name: PT-13 **Well Diameter: 2 in** **Casing Type: PVC** **Screen Length: 10 ft** **Top of Screen: 35.3 ft** **Total Depth: 45.3 ft** **Initial Depth to Water: 26.29 ft**	**Pump Type: Bladder** **Tubing Type: Polyethylene** **Pump Intake From TOC: 40.3 ft** **Estimated Total Volume Pumped: 25 liter** **Flow Cell Volume: 90 ml** **Final Flow Rate: 200 ml/min** **Final Draw Down: 0.02 ft**	**Instrument Used: Aqua TROLL 400** **Serial Number: 1082817**

Test Notes:
Full App. III and IV and Major Ions. Ferrous Iron: 6.6 mg/L, Total Iron: 6.6 mg/L.

Weather Conditions:
Cloudy, 40 degrees F.

Low-Flow Readings:

Date Time	Elapsed Time	pH	Temperature	Specific Conductivity	RDO Concentration	Turbidity	ORP	Depth to Water	Flow
		+/- 0.1	+/- 0.5	+/- 5 %	+/- 0.2	+/- 5	+/- 10	+/- 0.3	
1/6/2025 10:36 AM	00:00	6.71 pH	16.38 °C	697.34 µS/cm	2.06 mg/L	185.00 NTU	-169.4 mV	26.31 ft	200.00 ml/min
1/6/2025 10:41 AM	05:00	6.75 pH	17.49 °C	675.79 µS/cm	1.14 mg/L	146.00 NTU	-187.2 mV	26.31 ft	200.00 ml/min
1/6/2025 10:46 AM	10:00	6.77 pH	17.58 °C	677.41 µS/cm	0.97 mg/L	143.00 NTU	-211.1 mV	26.31 ft	200.00 ml/min
1/6/2025 10:51 AM	15:00	6.78 pH	17.63 °C	679.20 µS/cm	0.72 mg/L	85.90 NTU	-200.6 mV	26.31 ft	200.00 ml/min
1/6/2025 10:56 AM	20:00	6.79 pH	17.57 °C	681.39 µS/cm	0.55 mg/L	49.10 NTU	-138.6 mV	26.31 ft	200.00 ml/min
1/6/2025 11:01 AM	25:00	6.80 pH	17.47 °C	677.72 µS/cm	0.43 mg/L	32.40 NTU	-181.9 mV	26.31 ft	200.00 ml/min
1/6/2025 11:06 AM	30:00	6.80 pH	17.55 °C	680.49 µS/cm	0.25 mg/L	25.10 NTU	-125.9 mV	26.31 ft	200.00 ml/min
1/6/2025 11:11 AM	35:00	6.78 pH	17.56 °C	678.99 µS/cm	0.21 mg/L	21.80 NTU	-126.6 mV	26.31 ft	200.00 ml/min
1/6/2025 11:16 AM	40:00	6.80 pH	17.59 °C	684.53 µS/cm	0.17 mg/L	16.30 NTU	-165.3 mV	26.31 ft	200.00 ml/min
1/6/2025 11:21 AM	45:00	6.80 pH	17.45 °C	684.53 µS/cm	0.15 mg/L	16.00 NTU	-117.5 mV	26.31 ft	200.00 ml/min
1/6/2025 11:26 AM	50:00	6.80 pH	17.41 °C	685.63 µS/cm	0.13 mg/L	13.70 NTU	-113.1 mV	26.31 ft	200.00 ml/min
1/6/2025 11:31 AM	55:00	6.80 pH	17.44 °C	683.81 µS/cm	0.11 mg/L	12.30 NTU	-108.4 mV	26.31 ft	200.00 ml/min
1/6/2025 11:36 AM	01:00:00	6.81 pH	17.40 °C	683.92 µS/cm	0.10 mg/L	12.00 NTU	-148.2 mV	26.31 ft	200.00 ml/min

1/6/2025 11:41 AM	01:05:00	6.79 pH	17.48 °C	686.02 µS/cm	0.09 mg/L	11.30 NTU	-113.1 mV	26.31 ft	200.00 ml/min
1/6/2025 11:46 AM	01:10:00	6.80 pH	17.50 °C	682.10 µS/cm	0.08 mg/L	10.10 NTU	-117.5 mV	26.31 ft	200.00 ml/min
1/6/2025 11:51 AM	01:15:00	6.80 pH	17.42 °C	681.80 µS/cm	0.07 mg/L	9.78 NTU	-117.3 mV	26.31 ft	200.00 ml/min
1/6/2025 11:56 AM	01:20:00	6.80 pH	17.28 °C	684.30 µS/cm	0.07 mg/L	8.80 NTU	-117.2 mV	26.31 ft	200.00 ml/min
1/6/2025 12:01 PM	01:25:00	6.80 pH	17.22 °C	680.01 µS/cm	0.06 mg/L	8.41 NTU	-116.9 mV	26.31 ft	200.00 ml/min
1/6/2025 12:06 PM	01:30:00	6.80 pH	17.36 °C	682.96 µS/cm	0.06 mg/L	7.20 NTU	-113.0 mV	26.31 ft	200.00 ml/min
1/6/2025 12:11 PM	01:35:00	6.79 pH	17.36 °C	683.68 µS/cm	0.05 mg/L	7.76 NTU	-114.8 mV	26.31 ft	200.00 ml/min
1/6/2025 12:16 PM	01:40:00	6.79 pH	17.44 °C	681.05 µS/cm	0.05 mg/L	7.13 NTU	-117.0 mV	26.31 ft	200.00 ml/min
1/6/2025 12:21 PM	01:45:00	6.80 pH	17.36 °C	680.31 µS/cm	0.05 mg/L	6.80 NTU	-115.2 mV	26.31 ft	200.00 ml/min
1/6/2025 12:26 PM	01:50:00	6.80 pH	17.21 °C	682.42 µS/cm	0.04 mg/L	6.23 NTU	-153.8 mV	26.31 ft	200.00 ml/min
1/6/2025 12:31 PM	01:55:00	6.79 pH	17.27 °C	679.93 µS/cm	0.04 mg/L	6.06 NTU	-111.5 mV	26.31 ft	200.00 ml/min
1/6/2025 12:36 PM	02:00:00	6.80 pH	17.27 °C	680.14 µS/cm	0.04 mg/L	5.47 NTU	-107.4 mV	26.31 ft	200.00 ml/min
1/6/2025 12:41 PM	02:05:00	6.80 pH	17.29 °C	682.49 µS/cm	0.04 mg/L	4.96 NTU	-104.8 mV	26.31 ft	200.00 ml/min

Samples

Sample ID:	Description:
HAM-PT-13	Grab.

Low-Flow Test Report:

Test Date / Time: 1/6/2025 10:40:09 AM
Project: GP-Plant Hammond
Operator Name: Amanda Tomlinson

Location Name: PT-14 **Well Diameter: 2 in** **Casing Type: PVC** **Screen Length: 10 ft** **Top of Screen: 35.3 ft** **Total Depth: 45.3 ft** **Initial Depth to Water: 26.26 ft**	**Pump Type: Bladder** **Tubing Type: Polyethylene** **Pump Intake From TOC: 40.00 ft** **Estimated Total Volume Pumped: 24 liter** **Flow Cell Volume: 90 ml** **Final Flow Rate: 200 ml/min** **Final Draw Down: -0.15 ft**	**Instrument Used: Aqua TROLL 400** **Serial Number: 1082822**

Test Notes:
Full App. III and IV and Major Ions. Ferrous Iron: 7.0 mg/L, Total Iron: 7.0 mg/L.

Weather Conditions:
Cloudy, 39 degrees F.

Low-Flow Readings:

Date Time	Elapsed Time	pH	Temperature	Specific Conductivity	RDO Concentration	Turbidity	ORP	Depth to Water	Flow
		+/- 0.1	+/- 0.5	+/- 5 %	+/- 0.2	+/- 5	+/- 10	+/- 0.3	
1/6/2025 10:40 AM	00:00	6.85 pH	17.37 °C	773.16 µS/cm	3.00 mg/L	177.00 NTU	-88.1 mV	25.82 ft	200.00 ml/min
1/6/2025 10:45 AM	05:00	6.86 pH	17.46 °C	761.67 µS/cm	3.43 mg/L	123.00 NTU	-90.2 mV	26.02 ft	200.00 ml/min
1/6/2025 10:50 AM	10:00	6.87 pH	17.53 °C	756.62 µS/cm	3.56 mg/L	75.90 NTU	-92.3 mV	26.10 ft	200.00 ml/min
1/6/2025 10:55 AM	15:00	6.88 pH	17.53 °C	751.02 µS/cm	3.63 mg/L	60.00 NTU	-93.3 mV	26.08 ft	200.00 ml/min
1/6/2025 11:00 AM	20:00	6.88 pH	17.48 °C	749.75 µS/cm	3.62 mg/L	36.20 NTU	-94.7 mV	26.08 ft	200.00 ml/min
1/6/2025 11:05 AM	25:00	6.88 pH	17.45 °C	748.41 µS/cm	3.86 mg/L	34.10 NTU	-102.3 mV	26.11 ft	200.00 ml/min
1/6/2025 11:10 AM	30:00	6.88 pH	17.45 °C	746.04 µS/cm	3.62 mg/L	24.20 NTU	-104.7 mV	26.11 ft	200.00 ml/min
1/6/2025 11:15 AM	35:00	6.89 pH	17.42 °C	749.36 µS/cm	3.50 mg/L	20.60 NTU	-106.0 mV	26.11 ft	200.00 ml/min
1/6/2025 11:20 AM	40:00	6.89 pH	17.36 °C	748.26 µS/cm	3.47 mg/L	18.20 NTU	-98.7 mV	26.11 ft	200.00 ml/min
1/6/2025 11:25 AM	45:00	6.90 pH	17.31 °C	746.15 µS/cm	3.71 mg/L	16.50 NTU	-98.4 mV	26.11 ft	200.00 ml/min
1/6/2025 11:30 AM	50:00	6.90 pH	17.32 °C	759.07 µS/cm	3.81 mg/L	14.40 NTU	-105.7 mV	26.11 ft	200.00 ml/min
1/6/2025 11:35 AM	55:00	6.90 pH	17.26 °C	759.39 µS/cm	3.75 mg/L	12.60 NTU	-99.8 mV	26.11 ft	200.00 ml/min
1/6/2025 11:40 AM	01:00:00	6.90 pH	17.27 °C	758.12 µS/cm	3.78 mg/L	11.10 NTU	-99.9 mV	26.11 ft	200.00 ml/min
1/6/2025 11:45 AM	01:05:00	6.91 pH	17.37 °C	755.32 µS/cm	3.80 mg/L	10.50 NTU	-107.1 mV	26.11 ft	200.00 ml/min

1/6/2025 11:50 AM	01:10:00	6.90 pH	17.26 °C	757.15 µS/cm	3.80 mg/L	9.76 NTU	-106.6 mV	26.11 ft	200.00 ml/min
1/6/2025 11:51 AM	01:11:20	6.90 pH	17.35 °C	753.80 µS/cm	3.84 mg/L	--	-100.3 mV	26.11 ft	200.00 ml/min
1/6/2025 11:56 AM	01:16:20	6.91 pH	17.17 °C	758.62 µS/cm	3.86 mg/L	8.75 NTU	-106.4 mV	26.11 ft	200.00 ml/min
1/6/2025 12:01 PM	01:21:20	6.90 pH	17.08 °C	757.95 µS/cm	3.86 mg/L	8.14 NTU	-105.6 mV	26.11 ft	200.00 ml/min
1/6/2025 12:06 PM	01:26:20	6.90 pH	17.23 °C	756.50 µS/cm	3.82 mg/L	7.31 NTU	-106.8 mV	26.11 ft	200.00 ml/min
1/6/2025 12:11 PM	01:31:20	6.90 pH	17.23 °C	759.70 µS/cm	3.90 mg/L	7.02 NTU	-107.0 mV	26.11 ft	200.00 ml/min
1/6/2025 12:16 PM	01:36:20	6.90 pH	17.31 °C	760.53 µS/cm	3.96 mg/L	6.03 NTU	-107.3 mV	26.11 ft	200.00 ml/min
1/6/2025 12:21 PM	01:41:20	6.91 pH	17.23 °C	757.88 µS/cm	3.93 mg/L	6.03 NTU	-101.7 mV	26.11 ft	200.00 ml/min
1/6/2025 12:26 PM	01:46:20	6.91 pH	17.09 °C	757.92 µS/cm	3.98 mg/L	5.91 NTU	-106.8 mV	26.11 ft	200.00 ml/min
1/6/2025 12:31 PM	01:51:20	6.91 pH	17.14 °C	760.75 µS/cm	3.99 mg/L	5.53 NTU	-106.8 mV	26.11 ft	200.00 ml/min
1/6/2025 12:36 PM	01:56:20	6.90 pH	17.13 °C	760.72 µS/cm	4.01 mg/L	4.85 NTU	-106.7 mV	26.11 ft	200.00 ml/min

Samples

Sample ID:	Description:
HAM-PT-14	Grab.

Low-Flow Test Report:

Test Date / Time: 1/6/2025 1:28:26 PM
Project: GP-Plant Hammond
Operator Name: Thomas Kessler

Location Name: PT-15 **Well Diameter: 2 in** **Casing Type: PVC** **Screen Length: 10 ft** **Top of Screen: 35.3 ft** **Total Depth: 45.3 ft** **Initial Depth to Water: 26.2 ft**	**Pump Type: Bladder** **Tubing Type: Polyethylene** **Pump Intake From TOC: 40.3 ft** **Estimated Total Volume Pumped: 10 liter** **Flow Cell Volume: 90 ml** **Final Flow Rate: 200 ml/min** **Final Draw Down: -0.02 ft**	**Instrument Used: Aqua TROLL 400** **Serial Number: 1082817**

Test Notes:
Full app. III and IV and Major Ions. Ferrous Iron: 1.2 mg/L, Total Iron: 1.2 mg/L.

Weather Conditions:
Snowy, 40 degrees F.

Low-Flow Readings:

Date Time	Elapsed Time	pH	Temperature	Specific Conductivity	RDO Concentration	Turbidity	ORP	Depth to Water	Flow
		+/- 0.1	+/- 0.5	+/- 5 %	+/- 0.2	+/- 5	+/- 10	+/- 0.3	
1/6/2025 1:28 PM	00:00	6.79 pH	14.18 °C	651.10 µS/cm	3.75 mg/L	179.00 NTU	-50.3 mV	26.18 ft	200.00 ml/min
1/6/2025 1:33 PM	05:00	6.77 pH	15.91 °C	639.78 µS/cm	2.73 mg/L	194.00 NTU	-42.0 mV	26.18 ft	200.00 ml/min
1/6/2025 1:38 PM	10:00	6.77 pH	15.89 °C	646.81 µS/cm	2.25 mg/L	69.20 NTU	-37.6 mV	26.18 ft	200.00 ml/min
1/6/2025 1:43 PM	15:00	6.76 pH	15.93 °C	646.63 µS/cm	1.91 mg/L	58.10 NTU	-35.5 mV	26.18 ft	200.00 ml/min
1/6/2025 1:48 PM	20:00	6.76 pH	16.11 °C	648.00 µS/cm	1.62 mg/L	51.10 NTU	-47.2 mV	26.18 ft	200.00 ml/min
1/6/2025 1:53 PM	25:00	6.76 pH	15.97 °C	647.67 µS/cm	1.29 mg/L	14.80 NTU	-42.5 mV	26.18 ft	200.00 ml/min
1/6/2025 1:58 PM	30:00	6.75 pH	16.11 °C	648.18 µS/cm	0.93 mg/L	7.20 NTU	-29.6 mV	26.18 ft	200.00 ml/min
1/6/2025 2:03 PM	35:00	6.76 pH	16.15 °C	645.63 µS/cm	0.78 mg/L	5.32 NTU	-36.3 mV	26.18 ft	200.00 ml/min
1/6/2025 2:08 PM	40:00	6.75 pH	16.25 °C	645.31 µS/cm	0.65 mg/L	4.87 NTU	-35.1 mV	26.18 ft	200.00 ml/min
1/6/2025 2:13 PM	45:00	6.75 pH	16.27 °C	646.29 µS/cm	0.56 mg/L	4.01 NTU	-34.0 mV	26.18 ft	200.00 ml/min
1/6/2025 2:18 PM	50:00	6.76 pH	16.09 °C	643.69 µS/cm	0.48 mg/L	4.40 NTU	-24.4 mV	26.18 ft	200.00 ml/min

Samples

Sample ID:	Description:
HAM-PT-15	Grab.

Low-Flow Test Report:

Test Date / Time: 1/7/2025 1:22:52 PM
Project: GP-Plant Hammond
Operator Name: Thomas Kessler

Location Name: INW-03 **Well Diameter: 2 in** **Casing Type: PVC** **Screen Length: 10 ft** **Top of Screen: 17.4 ft** **Total Depth: 27.4 ft** **Initial Depth to Water: 12.72 ft**	**Pump Type: Peri** **Tubing Type: Polyethylene** **Pump Intake From TOC: 22.4 ft** **Estimated Total Volume Pumped: 3 liter** **Flow Cell Volume: 90 ml** **Final Flow Rate: 200 ml/min** **Final Draw Down: 0 ft**	**Instrument Used: Aqua TROLL 400** **Serial Number: 1082817**

Test Notes:
Parameters.

Weather Conditions:
Clear, 30 degrees F.

Low-Flow Readings:

Date Time	Elapsed Time	pH	Temperature	Specific Conductivity	RDO Concentration	Turbidity	ORP	Depth to Water	Flow
		+/- 0.1	+/- 0.5	+/- 5 %	+/- 0.2	+/- 5	+/- 10	+/- 0.3	
1/7/2025 1:22 PM	00:00	6.28 pH	12.31 °C	529.25 µS/cm	1.63 mg/L	8.86 NTU	78.2 mV	12.72 ft	200.00 ml/min
1/7/2025 1:27 PM	05:00	6.32 pH	15.42 °C	589.67 µS/cm	0.28 mg/L	2.87 NTU	78.6 mV	12.72 ft	200.00 ml/min
1/7/2025 1:32 PM	10:00	6.44 pH	15.73 °C	598.29 µS/cm	0.17 mg/L	2.93 NTU	69.2 mV	12.74 ft	200.00 ml/min
1/7/2025 1:37 PM	15:00	6.46 pH	15.75 °C	600.20 µS/cm	0.11 mg/L	3.36 NTU	65.6 mV	12.74 ft	200.00 ml/min

Samples

Sample ID:	Description:

Created using VuSitu from In-Situ, Inc.

Low-Flow Test Report:

Test Date / Time: 1/6/2025 5:15:54 PM
Project: GP-Plant Hammond
Operator Name: Thomas Kessler

Location Name: INW-04 **Well Diameter: 2 in** **Casing Type: PVC** **Screen Length: 10 ft** **Top of Screen: 33.11 ft** **Total Depth: 43.11 ft** **Initial Depth to Water: 26.35 ft**	**Pump Type: Bladder** **Tubing Type: Polyethylene** **Pump Intake From TOC: 38.11 ft** **Estimated Total Volume Pumped: 3 liter** **Flow Cell Volume: 90 ml** **Final Flow Rate: 200 ml/min** **Final Draw Down: 0.2 ft**	**Instrument Used: Aqua TROLL 400** **Serial Number: 1082817**

Test Notes:
Parameters.

Weather Conditions:
Cloudy, 30 degrees F.

Low-Flow Readings:

Date Time	Elapsed Time	pH	Temperature	Specific Conductivity	RDO Concentration	Turbidity	ORP	Depth to Water	Flow
		+/- 0.1	+/- 0.5	+/- 5 %	+/- 0.2	+/- 5	+/- 10	+/- 0.3	
1/6/2025 5:15 PM	00:00	6.26 pH	14.40 °C	557.95 µS/cm	0.51 mg/L	529.00 NTU	4.3 mV	26.55 ft	200.00 ml/min
1/6/2025 5:20 PM	05:00	6.32 pH	15.17 °C	575.00 µS/cm	0.24 mg/L	430.00 NTU	-13.0 mV	26.55 ft	200.00 ml/min
1/6/2025 5:25 PM	10:00	6.39 pH	15.26 °C	600.53 µS/cm	0.18 mg/L	204.00 NTU	-24.5 mV	26.55 ft	200.00 ml/min
1/6/2025 5:30 PM	15:00	6.43 pH	15.30 °C	607.43 µS/cm	0.13 mg/L	124.00 NTU	-30.4 mV	26.55 ft	200.00 ml/min

Samples

Sample ID:	Description:

Low-Flow Test Report:

Test Date / Time: 1/6/2025 4:40:30 PM
Project: GP-Plant Hammond
Operator Name: Thomas Kessler

Location Name: INW-05 **Well Diameter: 2 in** **Casing Type: PVC** **Screen Length: 10 ft** **Top of Screen: 31.6 ft** **Total Depth: 41.6 ft** **Initial Depth to Water: 26 ft**	**Pump Type: Bladder** **Tubing Type: Polyethylene** **Pump Intake From TOC: 36.6 ft** **Estimated Total Volume Pumped: 3 liter** **Flow Cell Volume: 90 ml** **Final Flow Rate: 200 ml/min** **Final Draw Down: 0.1 ft**	**Instrument Used: Aqua TROLL 400** **Serial Number: 1082817**

Test Notes:
Parameters.

Weather Conditions:
Cloudy, 30 degrees F.

Low-Flow Readings:

Date Time	Elapsed Time	pH	Temperature	Specific Conductivity	RDO Concentration	Turbidity	ORP	Depth to Water	Flow
		+/- 0.1	+/- 0.5	+/- 5 %	+/- 0.2	+/- 5	+/- 10	+/- 0.3	
1/6/2025 4:40 PM	00:00	6.90 pH	12.57 °C	649.48 µS/cm	0.99 mg/L	340.00 NTU	-63.0 mV	26.00 ft	200.00 ml/min
1/6/2025 4:45 PM	05:00	6.85 pH	16.22 °C	653.97 µS/cm	0.34 mg/L	163.00 NTU	-84.3 mV	26.10 ft	200.00 ml/min
1/6/2025 4:50 PM	10:00	6.86 pH	16.67 °C	647.92 µS/cm	0.18 mg/L	129.00 NTU	-86.2 mV	26.10 ft	200.00 ml/min
1/6/2025 4:55 PM	15:00	6.85 pH	16.90 °C	640.46 µS/cm	0.17 mg/L	126.00 NTU	-87.1 mV	26.10 ft	200.00 ml/min

Samples

Sample ID:	Description:

Low-Flow Test Report:

Test Date / Time: 2/5/2025 11:54:31 AM
Project: GP-Plant Hammond
Operator Name: Tristan Halterman

Location Name: INW-03 **Well Diameter: 2 in** **Casing Type: PVC** **Screen Length: 10 ft** **Top of Screen: 17.40 ft** **Total Depth: 27.40 ft** **Initial Depth to Water: 13.62 ft**	**Pump Type: Peristaltic** **Tubing Type: Polyethylene** **Pump Intake From TOC: 22.40 ft** **Estimated Total Volume Pumped: 3 liter** **Flow Cell Volume: 90 ml** **Final Flow Rate: 200 ml/min** **Final Draw Down: 0.03 ft**	**Instrument Used: Aqua TROLL 400** **Serial Number: 965586**

Test Notes:
Parameters.

Low-Flow Readings:

Date Time	Elapsed Time	pH	Temperature	Specific Conductivity	RDO Concentration	Turbidity	ORP	Depth to Water	Flow
		+/- 0.1	+/- 0.5	+/- 5 %	+/- 0.2	+/- 5	+/- 10	+/- 0.3	
2/5/2025 11:54 AM	00:00	6.77 pH	22.53 °C	606.42 µS/cm	1.56 mg/L	4.23 NTU	87.5 mV	13.65 ft	200.00 ml/min
2/5/2025 11:59 AM	05:00	6.44 pH	19.51 °C	658.60 µS/cm	0.27 mg/L	3.65 NTU	95.7 mV	13.65 ft	200.00 ml/min
2/5/2025 12:04 PM	10:00	6.38 pH	19.40 °C	654.61 µS/cm	0.19 mg/L	6.26 NTU	84.1 mV	13.65 ft	200.00 ml/min

Samples

Sample ID:	Description:

Created using VuSitu from In-Situ, Inc.

Low-Flow Test Report:

Test Date / Time: 2/4/2025 2:47:02 PM
Project: GP-Plant Hammond
Operator Name: Tristan Halterman

Location Name: INW-04 **Well Diameter: 2 in** **Casing Type: PVC** **Screen Length: 10 ft** **Top of Screen: 35.30 ft** **Total Depth: 45.30 ft** **Initial Depth to Water: 26.60 ft**	**Pump Type: Bladder** **Tubing Type: Polyethylene** **Pump Intake From TOC: 40.30 ft** **Estimated Total Volume Pumped: 3 liter** **Flow Cell Volume: 90 ml** **Final Flow Rate: 200 ml/min** **Final Draw Down: 0.13 ft**	**Instrument Used: Aqua TROLL 400** **Serial Number: 965586**

Test Notes:
Parameters.

Weather Conditions:
Cloudy, 75 degrees F.

Low-Flow Readings:

Date Time	Elapsed Time	pH	Temperature	Specific Conductivity	RDO Concentration	Turbidity	ORP	Depth to Water	Flow
		+/- 0.1	+/- 0.5	+/- 5 %	+/- 0.2	+/- 5	+/- 10	+/- 0.3	
2/4/2025 2:47 PM	00:00	5.88 pH	20.93 °C	617.25 µS/cm	0.84 mg/L	++++	23.8 mV	26.65 ft	200.00 ml/min
2/4/2025 2:52 PM	05:00	6.12 pH	19.49 °C	666.65 µS/cm	0.41 mg/L	++++	23.2 mV	26.70 ft	200.00 ml/min
2/4/2025 2:57 PM	10:00	6.23 pH	19.27 °C	677.90 µS/cm	0.31 mg/L	92.20 NTU	26.2 mV	26.73 ft	200.00 ml/min

Samples

Sample ID:	Description:

Low-Flow Test Report:

Test Date / Time: 2/4/2025 1:07:33 PM
Project: GP-Plant Hammond
Operator Name: Zain Webb

Location Name: INW-05 **Well Diameter: 2 in** **Casing Type: PVC** **Screen Length: 10 ft** **Top of Screen: 35.30 ft** **Total Depth: 45.30 ft** **Initial Depth to Water: 26.17 ft**	**Pump Type: Bladder** **Tubing Type: Polyethylene** **Pump Intake From TOC: 40.30 ft** **Estimated Total Volume Pumped: 2.25 liter** **Flow Cell Volume: 90 ml** **Final Flow Rate: 150 ml/min** **Final Draw Down: 0.05 ft**	**Instrument Used: Aqua TROLL 400** **Serial Number: 952637**

Test Notes:
Parameters; Fe^{2+} = 4.5 mg/L.

Weather Conditions:
Sunny, 70 degrees F.

Low-Flow Readings:

Date Time	Elapsed Time	pH	Temperature	Specific Conductivity	RDO Concentration	Turbidity	ORP	Depth to Water	Flow
		+/- 0.1	+/- 0.5	+/- 5 %	+/- 0.2	+/- 5	+/- 10	+/- 0.3	
2/4/2025 1:07 PM	00:00	6.96 pH	19.76 °C	776.82 µS/cm	0.15 mg/L	77.50 NTU	-115.2 mV	26.17 ft	150.00 ml/min
2/4/2025 1:12 PM	05:00	6.95 pH	19.68 °C	782.02 µS/cm	0.10 mg/L	63.90 NTU	-124.4 mV	26.21 ft	150.00 ml/min
2/4/2025 1:17 PM	10:00	6.96 pH	19.60 °C	783.71 µS/cm	0.07 mg/L	48.80 NTU	-118.9 mV	26.22 ft	150.00 ml/min
2/4/2025 1:22 PM	15:00	6.97 pH	19.55 °C	783.95 µS/cm	0.06 mg/L	35.90 NTU	-119.1 mV	26.22 ft	150.00 ml/min

Samples

Sample ID:	Description:

Low-Flow Test Report:

Test Date / Time: 2/4/2025 11:10:51 AM
Project: GP-Plant Hammond
Operator Name: Zain Webb

Location Name: PT-07 **Well Diameter: 2 in** **Casing Type: PVC** **Screen Length: 10 ft** **Top of Screen: 37.75 ft** **Total Depth: 47.75 ft** **Initial Depth to Water: 26.93 ft**	**Pump Type: Bladder** **Tubing Type: Polyethylene** **Pump Intake From TOC: 42.75 ft** **Estimated Total Volume Pumped: 6.75 liter** **Flow Cell Volume: 90 ml** **Final Flow Rate: 150 ml/min** **Final Draw Down: 0.05 ft**	**Instrument Used: Aqua TROLL 400** **Serial Number: 952637**

Test Notes:
Six Bottles: Appendix III & IV + Major Ions; Fe^{2+} = 4.5 mg/L, Fe_T = 6.0 mg/L.

Weather Conditions:
Cloudy, 65 degrees F.

Low-Flow Readings:

Date Time	Elapsed Time	pH	Temperature	Specific Conductivity	RDO Concentration	Turbidity	ORP	Depth to Water	Flow
		+/- 0.1	+/- 0.5	+/- 5 %	+/- 0.2	+/- 5	+/- 10	+/- 0.3	
2/4/2025 11:10 AM	00:00	6.87 pH	18.73 °C	758.54 µS/cm	0.46 mg/L	11.60 NTU	-89.5 mV	26.93 ft	150.00 ml/min
2/4/2025 11:15 AM	05:00	6.87 pH	18.61 °C	761.84 µS/cm	0.26 mg/L	8.23 NTU	-90.9 mV	26.95 ft	150.00 ml/min
2/4/2025 11:20 AM	10:00	6.88 pH	18.60 °C	761.89 µS/cm	0.21 mg/L	5.14 NTU	-91.7 mV	26.97 ft	150.00 ml/min
2/4/2025 11:25 AM	15:00	6.88 pH	18.64 °C	763.00 µS/cm	0.17 mg/L	3.89 NTU	-92.9 mV	26.98 ft	150.00 ml/min
2/4/2025 11:30 AM	20:00	6.89 pH	18.61 °C	762.65 µS/cm	0.15 mg/L	2.75 NTU	-93.5 mV	26.98 ft	150.00 ml/min
2/4/2025 11:35 AM	25:00	6.89 pH	18.61 °C	760.88 µS/cm	0.14 mg/L	--	-102.1 mV	26.98 ft	150.00 ml/min
2/4/2025 11:40 AM	30:00	6.88 pH	18.66 °C	760.32 µS/cm	0.12 mg/L	--	-92.1 mV	26.98 ft	150.00 ml/min
2/4/2025 11:45 AM	35:00	6.89 pH	18.64 °C	760.16 µS/cm	0.11 mg/L	--	-92.2 mV	26.98 ft	150.00 ml/min
2/4/2025 11:50 AM	40:00	6.88 pH	18.64 °C	759.86 µS/cm	0.10 mg/L	1.21 NTU	-92.8 mV	26.98 ft	150.00 ml/min

Samples

Sample ID:	Description:
HAM-PT-07	Grab.

Created using VuSitu from In-Situ, Inc.

Low-Flow Test Report:

Test Date / Time: 2/4/2025 11:19:36 AM
Project: GP-Plant Hammond
Operator Name: Tristan Halterman

Location Name: PT-08 **Well Diameter: 2 in** **Casing Type: PVC** **Screen Length: 10 ft** **Top of Screen: 31.93 ft** **Total Depth: 41.93 ft** **Initial Depth to Water: 26.75 ft**	**Pump Type: Bladder** **Tubing Type: Polyethylene** **Pump Intake From TOC: 36.93 ft** **Estimated Total Volume Pumped: 29 liter** **Flow Cell Volume: 90 ml** **Final Flow Rate: 200 ml/min** **Final Draw Down: 0.05 ft**	**Instrument Used: Aqua TROLL 400** **Serial Number: 965586**

Test Notes:
Six Bottles: Appendix III & IV + Major Ions; Fe^{2+} = 1.0 mg/L, Fe_T = 1.0 mg/L.

Weather Conditions:
Cloudy, 60 degrees F.

Low-Flow Readings:

Date Time	Elapsed Time	pH	Temperature	Specific Conductivity	RDO Concentration	Turbidity	ORP	Depth to Water	Flow
		+/- 0.1	+/- 0.5	+/- 5 %	+/- 0.2	+/- 5	+/- 10	+/- 0.3	
2/4/2025 11:19 AM	00:00	6.50 pH	20.25 °C	642.14 µS/cm	0.30 mg/L	++++	65.4 mV	26.82 ft	200.00 ml/min
2/4/2025 11:24 AM	05:00	6.36 pH	19.05 °C	656.79 µS/cm	0.17 mg/L	++++	69.6 mV	26.82 ft	200.00 ml/min
2/4/2025 11:29 AM	10:00	6.33 pH	18.84 °C	664.19 µS/cm	0.13 mg/L	++++	66.1 mV	26.85 ft	200.00 ml/min
2/4/2025 11:34 AM	15:00	6.33 pH	18.76 °C	668.38 µS/cm	0.11 mg/L	97.80 NTU	67.0 mV	26.85 ft	200.00 ml/min
2/4/2025 11:39 AM	20:00	6.34 pH	18.81 °C	672.66 µS/cm	0.09 mg/L	65.30 NTU	67.4 mV	26.85 ft	200.00 ml/min
2/4/2025 11:44 AM	25:00	6.34 pH	18.74 °C	672.78 µS/cm	0.07 mg/L	51.10 NTU	73.5 mV	26.83 ft	200.00 ml/min
2/4/2025 11:49 AM	30:00	6.34 pH	18.74 °C	674.58 µS/cm	0.06 mg/L	39.00 NTU	68.5 mV	26.85 ft	200.00 ml/min
2/4/2025 11:54 AM	35:00	6.34 pH	18.77 °C	672.67 µS/cm	0.05 mg/L	32.30 NTU	68.7 mV	26.85 ft	200.00 ml/min
2/4/2025 11:59 AM	40:00	6.34 pH	18.76 °C	672.27 µS/cm	0.05 mg/L	28.40 NTU	68.8 mV	26.85 ft	200.00 ml/min
2/4/2025 12:04 PM	45:00	6.33 pH	19.05 °C	671.13 µS/cm	0.05 mg/L	23.70 NTU	69.1 mV	26.85 ft	200.00 ml/min
2/4/2025 12:09 PM	50:00	6.34 pH	19.23 °C	668.43 µS/cm	0.04 mg/L	23.00 NTU	68.4 mV	26.85 ft	200.00 ml/min
2/4/2025 12:14 PM	55:00	6.33 pH	19.28 °C	665.49 µS/cm	0.04 mg/L	21.20 NTU	69.2 mV	26.80 ft	200.00 ml/min
2/4/2025 12:19 PM	01:00:00	6.33 pH	19.27 °C	664.43 µS/cm	0.04 mg/L	16.80 NTU	74.0 mV	26.80 ft	200.00 ml/min

2/4/2025 12:24 PM	01:05:00	6.33 pH	19.29 °C	665.57 µS/cm	0.03 mg/L	15.10 NTU	68.3 mV	26.80 ft	200.00 ml/min
2/4/2025 12:29 AM	01:10:00	6.33 pH	19.32 °C	664.25 µS/cm	0.03 mg/L	14.10 NTU	68.1 mV	26.80 ft	200.00 ml/min
2/4/2025 12:34 PM	01:15:00	6.33 pH	19.32 °C	664.14 µS/cm	0.03 mg/L	14.30 NTU	73.4 mV	26.80 ft	200.00 ml/min
2/4/2025 12:39 PM	01:20:00	6.33 pH	19.32 °C	667.44 µS/cm	0.03 mg/L	12.50 NTU	67.4 mV	26.80 ft	200.00 ml/min
2/4/2025 12:44 PM	01:25:00	6.34 pH	19.32 °C	669.53 µS/cm	0.03 mg/L	9.52 NTU	67.1 mV	26.80 ft	200.00 ml/min
2/4/2025 12:49 PM	01:30:00	6.33 pH	19.29 °C	671.03 µS/cm	0.03 mg/L	9.08 NTU	72.3 mV	26.80 ft	200.00 ml/min
2/4/2025 12:54 PM	01:35:00	6.34 pH	19.32 °C	669.72 µS/cm	0.02 mg/L	7.73 NTU	65.9 mV	26.80 ft	200.00 ml/min
2/4/2025 12:59 PM	01:40:00	6.34 pH	19.28 °C	671.13 µS/cm	0.03 mg/L	8.02 NTU	71.1 mV	26.80 ft	200.00 ml/min
2/4/2025 1:04 PM	01:45:00	6.35 pH	19.30 °C	671.50 µS/cm	0.02 mg/L	7.49 NTU	65.0 mV	26.80 ft	200.00 ml/min
2/4/2025 1:09 PM	01:50:00	6.34 pH	19.32 °C	672.31 µS/cm	0.03 mg/L	6.82 NTU	64.5 mV	26.80 ft	200.00 ml/min
2/4/2025 1:14 PM	01:55:00	6.35 pH	19.33 °C	671.76 µS/cm	0.02 mg/L	6.07 NTU	63.4 mV	26.80 ft	200.00 ml/min
2/4/2025 1:19 PM	02:00:00	6.35 pH	19.31 °C	672.26 µS/cm	0.02 mg/L	6.37 NTU	68.5 mV	26.80 ft	200.00 ml/min
2/4/2025 1:24 PM	02:05:00	6.36 pH	19.31 °C	675.61 µS/cm	0.02 mg/L	5.43 NTU	62.8 mV	26.80 ft	200.00 ml/min
2/4/2025 1:29 PM	02:10:00	6.36 pH	19.25 °C	677.38 µS/cm	0.02 mg/L	5.17 NTU	62.1 mV	26.80 ft	200.00 ml/min
2/4/2025 1:34 PM	02:15:00	6.36 pH	19.17 °C	674.81 µS/cm	0.02 mg/L	4.76 NTU	61.5 mV	26.80 ft	200.00 ml/min

Samples

Sample ID:	Description:
HAM-PT-08	Grab.

Low-Flow Test Report:

Test Date / Time: 2/5/2024 10:41:48 AM
Project: GP-Plant Hammond
Operator Name: Tristan Halterman

Location Name: PT-09 **Well Diameter: 2 in** **Casing Type: PVC** **Screen Length: 10 ft** **Top of Screen: 20.47 ft** **Total Depth: 30.47 ft** **Initial Depth to Water: 16.89 ft**	**Pump Type: Peristaltic** **Tubing Type: Polyethylene** **Pump Intake From TOC: 25.47 ft** **Estimated Total Volume Pumped: 9 liter** **Flow Cell Volume: 90 ml** **Final Flow Rate: 200 ml/min** **Final Draw Down: 0.01 ft**	**Instrument Used: Aqua TROLL 400** **Serial Number: 965586**

Test Notes:
Six Bottles: Appendix III & IV + Major Ions; Fe^{2+} = 0 mg/L, Fe_T = 0 mg/L.

Low-Flow Readings:

Date Time	Elapsed Time	pH	Temperature	Specific Conductivity	RDO Concentration	Turbidity	ORP	Depth to Water	Flow
		+/- 0.1	+/- 0.5	+/- 5 %	+/- 0.2	+/- 5	+/- 10	+/- 0.3	
2/5/2025 10:41 AM	00:00	6.87 pH	19.23 °C	698.30 µS/cm	1.00 mg/L	4.35 NTU	81.3 mV	16.90 ft	200.00 ml/min
2/5/2025 10:46 AM	05:00	6.70 pH	18.22 °C	715.08 µS/cm	0.24 mg/L	4.40 NTU	91.2 mV	16.90 ft	200.00 ml/min
2/5/2025 10:51 AM	10:00	6.67 pH	18.19 °C	705.74 µS/cm	0.17 mg/L	5.10 NTU	80.1 mV	16.90 ft	200.00 ml/min
2/5/2025 10:56 AM	15:00	6.67 pH	18.34 °C	706.23 µS/cm	0.15 mg/L	7.63 NTU	79.8 mV	16.90 ft	200.00 ml/min
2/5/2025 11:01 AM	20:00	6.67 pH	18.34 °C	694.51 µS/cm	0.13 mg/L	7.02 NTU	80.1 mV	16.90 ft	200.00 ml/min
2/5/2025 11:06 AM	25:00	6.69 pH	18.34 °C	695.80 µS/cm	0.12 mg/L	6.14 NTU	79.7 mV	16.90 ft	200.00 ml/min
2/5/2025 11:11 AM	30:00	6.68 pH	18.45 °C	689.31 µS/cm	0.11 mg/L	5.48 NTU	79.9 mV	16.90 ft	200.00 ml/min
2/5/2025 11:16 AM	35:00	6.68 pH	18.52 °C	693.51 µS/cm	0.10 mg/L	4.62 NTU	79.8 mV	16.90 ft	200.00 ml/min

Samples

Sample ID:	Description:
HAM-PT-09	Grab.

Low-Flow Test Report:

Test Date / Time: 2/5/2025 9:25:19 AM
Project: GP-Plant Hammond
Operator Name: Zain Webb

Location Name: PT-10 **Well Diameter: 2 ft** **Casing Type: PVC** **Screen Length: 10 ft** **Top of Screen: 20.45 ft** **Total Depth: 30.45 ft** **Initial Depth to Water: 16.97 ft**	**Pump Type: Peristaltic** **Tubing Type: Polyethylene** **Pump Intake From TOC: 25.45 ft** **Estimated Total Volume Pumped: 7 liter** **Flow Cell Volume: 90 ml** **Final Flow Rate: 200 ml/min** **Final Draw Down: 0.03 ft**	**Instrument Used: Aqua TROLL 400** **Serial Number: 952637**

Test Notes:
Six Bottles: Appendix III & IV + Major Ions; Fe^{2+} = 0 mg/L, Fe_T = 1 mg/L.

Weather Conditions:
Overcast, 55 degrees F.

Low-Flow Readings:

Date Time	Elapsed Time	pH	Temperature	Specific Conductivity	RDO Concentration	Turbidity	ORP	Depth to Water	Flow
		+/- 0.1	+/- 0.5	+/- 5 %	+/- 0.2	+/- 5	+/- 10	+/- 0.3	
2/5/2025 9:25 AM	00:00	6.75 pH	17.58 °C	662.83 µS/cm	0.53 mg/L	6.78 NTU	135.1 mV	16.97 ft	200.00 ml/min
2/5/2025 9:30 AM	05:00	6.60 pH	17.74 °C	595.54 µS/cm	0.41 mg/L	4.21 NTU	115.1 mV	16.99 ft	200.00 ml/min
2/5/2025 9:35 AM	10:00	6.59 pH	17.85 °C	594.95 µS/cm	0.34 mg/L	2.57 NTU	71.1 mV	17.00 ft	200.00 ml/min
2/5/2025 9:40 AM	15:00	6.59 pH	17.81 °C	596.59 µS/cm	0.28 mg/L	2.16 NTU	59.7 mV	17.00 ft	200.00 ml/min
2/5/2025 9:45 AM	20:00	6.60 pH	17.85 °C	606.31 µS/cm	0.24 mg/L	1.73 NTU	69.0 mV	17.00 ft	200.00 ml/min
2/5/2025 9:50 AM	25:00	6.63 pH	17.91 °C	615.34 µS/cm	0.27 mg/L	1.92 NTU	27.3 mV	17.00 ft	200.00 ml/min
2/5/2025 9:55 AM	30:00	6.66 pH	17.90 °C	623.67 µS/cm	0.24 mg/L	1.49 NTU	13.2 mV	17.00 ft	200.00 ml/min

Samples

Sample ID:	Description:
HAM-PT-10	Grab.

Low-Flow Test Report:

Test Date / Time: 2/5/2024 9:11:08 AM
Project: GP-Plant Hammond
Operator Name: Tristan Halterman

Location Name: PT-11 **Well Diameter: 2 in** **Casing Type: PVC** **Screen Length: 10 ft** **Top of Screen: 16.90 ft** **Total Depth: 26.90 ft** **Initial Depth to Water: 13.46 ft**	**Pump Type: Peristaltic** **Tubing Type: Polyethylene** **Pump Intake From TOC: 21.90 ft** **Estimated Total Volume Pumped: 11 liter** **Flow Cell Volume: 90 ml** **Final Flow Rate: 200 ml/min** **Final Draw Down: 0.03 ft**	**Instrument Used: Aqua TROLL 400** **Serial Number: 965586**

Test Notes:
Six Bottles: Appendix III & IV + Major Ions; Fe^{2+} = 0.5 mg/L, Fe_T = 0.5 mg/L.

Weather Conditions:
Cloudy, 60 degrees F.

Low-Flow Readings:

Date Time	Elapsed Time	pH	Temperature	Specific Conductivity	RDO Concentration	Turbidity	ORP	Depth to Water	Flow
		+/- 0.1	+/- 0.5	+/- 5 %	+/- 0.2	+/- 5	+/- 10	+/- 0.3	
2/5/2025 9:11 AM	00:00	6.11 pH	17.38 °C	584.55 µS/cm	0.52 mg/L	6.15 NTU	75.7 mV	13.49 ft	200.00 ml/min
2/5/2025 9:16 AM	05:00	6.35 pH	17.59 °C	637.86 µS/cm	0.24 mg/L	3.51 NTU	87.3 mV	13.49 ft	200.00 ml/min
2/5/2025 9:21 AM	10:00	6.46 pH	17.67 °C	630.28 µS/cm	0.17 mg/L	2.14 NTU	80.3 mV	13.49 ft	200.00 ml/min
2/5/2025 9:26 AM	15:00	6.52 pH	17.72 °C	631.26 µS/cm	0.17 mg/L	2.03 NTU	80.4 mV	13.49 ft	200.00 ml/min
2/5/2025 9:31 AM	20:00	6.56 pH	17.67 °C	635.76 µS/cm	0.14 mg/L	1.69 NTU	80.6 mV	13.49 ft	200.00 ml/min
2/5/2025 9:36 AM	25:00	6.59 pH	17.79 °C	639.16 µS/cm	0.13 mg/L	1.41 NTU	90.6 mV	13.49 ft	200.00 ml/min
2/5/2025 9:41 AM	30:00	6.61 pH	17.85 °C	629.34 µS/cm	1.97 mg/L	1.39 NTU	80.9 mV	13.49 ft	200.00 ml/min
2/5/2025 9:46 AM	35:00	6.63 pH	17.87 °C	638.53 µS/cm	0.11 mg/L	1.50 NTU	80.6 mV	13.49 ft	200.00 ml/min
2/5/2025 9:51 AM	40:00	6.64 pH	17.84 °C	629.22 µS/cm	0.10 mg/L	1.51 NTU	80.8 mV	13.49 ft	200.00 ml/min
2/5/2025 9:56 AM	45:00	6.65 pH	17.91 °C	630.82 µS/cm	0.10 mg/L	2.26 NTU	80.6 mV	13.49 ft	200.00 ml/min

Samples

Sample ID:	Description:

HAM-PT-11	Grab.

Low-Flow Test Report:

Test Date / Time: 2/5/2025 10:56:01 AM
Project: GP-Plant Hammond
Operator Name: Zain Webb

Location Name: PT-12 **Well Diameter: 2 in** **Casing Type: PVC** **Screen Length: 10 ft** **Top of Screen: 17.30 ft** **Total Depth: 27.30 ft** **Initial Depth to Water: 13.41 ft**	**Pump Type: Peristaltic** **Tubing Type: Polyethylene** **Pump Intake From TOC: 22.30 ft** **Estimated Total Volume Pumped: 9 liter** **Flow Cell Volume: 90 ml** **Final Flow Rate: 200 ml/min** **Final Draw Down: 0.02 ft**	**Instrument Used: Aqua TROLL 400** **Serial Number: 952637**

Test Notes:
Six Bottles: Appendix III & IV + Major Ions; Fe^{2+} = 0 mg/L, Fe_T = 4.0 mg/L.

Weather Conditions:
Overcast, 60 degrees F.

Low-Flow Readings:

Date Time	Elapsed Time	pH	Temperature	Specific Conductivity	RDO Concentration	Turbidity	ORP	Depth to Water	Flow
		+/- 0.1	+/- 0.5	+/- 5 %	+/- 0.2	+/- 5	+/- 10	+/- 0.3	
2/5/2025 10:56 AM	00:00	6.51 pH	18.79 °C	662.24 µS/cm	0.94 mg/L	12.90 NTU	73.6 mV	13.41 ft	200.00 ml/min
2/5/2025 11:01 AM	05:00	6.46 pH	18.57 °C	671.60 µS/cm	0.35 mg/L	7.47 NTU	64.4 mV	13.43 ft	200.00 ml/min
2/5/2025 11:06 AM	10:00	6.49 pH	18.52 °C	673.58 µS/cm	1.38 mg/L	5.21 NTU	84.2 mV	13.43 ft	200.00 ml/min
2/5/2025 11:11 AM	15:00	6.50 pH	18.66 °C	667.42 µS/cm	2.59 mg/L	5.28 NTU	61.4 mV	13.43 ft	200.00 ml/min
2/5/2025 11:16 AM	20:00	6.50 pH	18.71 °C	666.26 µS/cm	0.14 mg/L	5.03 NTU	60.7 mV	13.43 ft	200.00 ml/min
2/5/2025 11:21 AM	25:00	6.51 pH	18.90 °C	665.36 µS/cm	0.10 mg/L	4.68 NTU	58.3 mV	13.43 ft	200.00 ml/min
2/5/2025 11:26 AM	30:00	6.52 pH	18.96 °C	659.36 µS/cm	0.09 mg/L	4.47 NTU	57.7 mV	13.43 ft	200.00 ml/min
2/5/2025 11:31 AM	35:00	6.49 pH	18.92 °C	655.28 µS/cm	0.09 mg/L	4.32 NTU	58.0 mV	13.43 ft	200.00 ml/min
2/5/2025 11:36 AM	40:00	6.53 pH	18.97 °C	651.97 µS/cm	0.09 mg/L	3.89 NTU	55.9 mV	13.43 ft	200.00 ml/min

Samples

Sample ID:	Description:
HAM-PT-12	Grab.

Created using VuSitu from In-Situ, Inc.

Low-Flow Test Report:

Test Date / Time: 2/4/2025 9:10:15 AM
Project: GP-Plant Hammond
Operator Name: Zain Webb

Location Name: PT-13 **Well Diameter: 2 in** **Casing Type: PVC** **Screen Length: 10 ft** **Top of Screen: 35.30 ft** **Total Depth: 45.30 ft** **Initial Depth to Water: 26.45 ft**	**Pump Type: Bladder** **Tubing Type: Polyethylene** **Pump Intake From TOC: 40.30 ft** **Estimated Total Volume Pumped: 8.25 liter** **Flow Cell Volume: 90 ml** **Final Flow Rate: 150 ml/min** **Final Draw Down: 0.06 ft**	**Instrument Used: Aqua TROLL 400** **Serial Number: 952637**

Test Notes:
Six Bottles: Appendix III & IV + Major Ions; Fe^{2+} = 4.0 mg/L, Fe_T = 5.5 mg/L.

Weather Conditions:
Cloudy, 55 degrees F.

Low-Flow Readings:

Date Time	Elapsed Time	pH	Temperature	Specific Conductivity	RDO Concentration	Turbidity	ORP	Depth to Water	Flow
		+/- 0.1	+/- 0.5	+/- 5 %	+/- 0.2	+/- 5	+/- 10	+/- 0.3	
2/4/2025 9:10 AM	00:00	6.94 pH	17.81 °C	753.64 µS/cm	0.51 mg/L	49.90 NTU	-83.2 mV	26.45 ft	150.00 ml/min
2/4/2025 9:15 AM	05:00	6.82 pH	18.08 °C	748.97 µS/cm	0.32 mg/L	49.20 NTU	-99.6 mV	26.49 ft	150.00 ml/min
2/4/2025 9:20 AM	10:00	6.81 pH	18.17 °C	751.38 µS/cm	0.25 mg/L	35.80 NTU	-85.3 mV	26.50 ft	150.00 ml/min
2/4/2025 9:25 AM	15:00	6.83 pH	18.17 °C	753.63 µS/cm	0.21 mg/L	33.60 NTU	-87.7 mV	26.51 ft	150.00 ml/min
2/4/2025 9:30 AM	20:00	6.82 pH	18.23 °C	753.64 µS/cm	0.18 mg/L	19.50 NTU	-87.2 mV	26.51 ft	150.00 ml/min
2/4/2025 9:35 AM	25:00	6.82 pH	18.26 °C	753.72 µS/cm	0.16 mg/L	14.90 NTU	-86.9 mV	26.51 ft	150.00 ml/min
2/4/2025 9:40 AM	30:00	6.82 pH	18.26 °C	754.13 µS/cm	0.15 mg/L	13.10 NTU	-86.2 mV	26.51 ft	150.00 ml/min
2/4/2025 9:45 AM	35:00	6.82 pH	18.27 °C	754.67 µS/cm	0.13 mg/L	8.77 NTU	-86.6 mV	26.51 ft	150.00 ml/min
2/4/2025 9:50 AM	40:00	6.83 pH	18.30 °C	754.54 µS/cm	0.13 mg/L	5.98 NTU	-86.2 mV	26.51 ft	150.00 ml/min
2/4/2025 9:55 AM	45:00	6.83 pH	18.26 °C	753.52 µS/cm	0.15 mg/L	5.01 NTU	-85.3 mV	26.51 ft	150.00 ml/min
2/4/2025 10:00 AM	50:00	6.82 pH	18.27 °C	753.40 µS/cm	0.13 mg/L	4.90 NTU	-84.8 mV	26.51 ft	150.00 ml/min

Samples

Sample ID:	Description:
HAM-PT-13	Grab.

Low-Flow Test Report:

Test Date / Time: 2/4/2025 9:03:48 AM
Project: GP-Plant Hammond
Operator Name: Tristan Halterman

Location Name: PT-14 **Well Diameter: 2 in** **Casing Type: PVC** **Screen Length: 10 ft** **Top of Screen: 35.30 ft** **Total Depth: 45.30 ft** **Initial Depth to Water: 26.45 ft**	**Pump Type: Bladder** **Tubing Type: Polyethylene** **Pump Intake From TOC: 40.30 ft** **Estimated Total Volume Pumped: 14 liter** **Flow Cell Volume: 90 ml** **Final Flow Rate: 200 ml/min** **Final Draw Down: 0.10 ft**	**Instrument Used: Aqua TROLL 400** **Serial Number: 965586**

Test Notes:
Six Bottles: Appendix III & IV + Major Ions; Fe^{2+} = 5.5 mg/L, Fe_T = 6.5 mg/L.

Weather Conditions:
Sunny, 55 degrees F.

Low-Flow Readings:

Date Time	Elapsed Time	pH	Temperature	Specific Conductivity	RDO Concentration	Turbidity	ORP	Depth to Water	Flow
		+/- 0.1	+/- 0.5	+/- 5 %	+/- 0.2	+/- 5	+/- 10	+/- 0.3	
2/4/2025 9:03 AM	00:00	6.34 pH	18.34 °C	789.39 µS/cm	0.35 mg/L	86.50 NTU	-42.0 mV	26.60 ft	200.00 ml/min
2/4/2025 9:08 AM	05:00	6.54 pH	18.28 °C	787.99 µS/cm	0.25 mg/L	60.70 NTU	-55.9 mV	26.60 ft	200.00 ml/min
2/4/2025 9:13 AM	10:00	6.63 pH	18.34 °C	789.13 µS/cm	0.21 mg/L	48.20 NTU	-57.6 mV	26.58 ft	200.00 ml/min
2/4/2025 9:18 AM	15:00	6.69 pH	18.34 °C	790.00 µS/cm	0.15 mg/L	34.00 NTU	-61.3 mV	26.58 ft	200.00 ml/min
2/4/2025 9:23 AM	20:00	6.72 pH	18.30 °C	789.74 µS/cm	0.14 mg/L	26.00 NTU	-64.0 mV	26.58 ft	200.00 ml/min
2/4/2025 9:28 AM	25:00	6.74 pH	18.30 °C	789.24 µS/cm	0.12 mg/L	21.20 NTU	-66.1 mV	26.55 ft	200.00 ml/min
2/4/2025 9:33 AM	30:00	6.75 pH	18.33 °C	789.84 µS/cm	0.10 mg/L	15.90 NTU	-67.5 mV	26.55 ft	200.00 ml/min
2/4/2025 9:38 AM	35:00	6.77 pH	18.26 °C	790.02 µS/cm	0.09 mg/L	12.00 NTU	-68.6 mV	26.55 ft	200.00 ml/min
2/4/2025 9:43 AM	40:00	6.78 pH	18.23 °C	790.13 µS/cm	0.08 mg/L	11.10 NTU	-69.5 mV	26.55 ft	200.00 ml/min
2/4/2025 9:48 AM	45:00	6.79 pH	18.25 °C	790.01 µS/cm	0.08 mg/L	7.13 NTU	-70.8 mV	26.55 ft	200.00 ml/min
2/4/2025 9:53 AM	50:00	6.80 pH	18.24 °C	790.11 µS/cm	0.06 mg/L	6.41 NTU	-70.9 mV	26.55 ft	200.00 ml/min
2/4/2025 9:58 AM	55:00	6.81 pH	18.22 °C	790.36 µS/cm	0.07 mg/L	5.53 NTU	-71.6 mV	26.55 ft	200.00 ml/min
2/4/2025 10:03 AM	01:00:00	6.81 pH	18.25 °C	790.08 µS/cm	0.06 mg/L	3.72 NTU	-71.6 mV	26.55 ft	200.00 ml/min

Samples

Sample ID:	Description:
HAM-PT-14	Grab.
HAM-AP1-FD-01	Grab.

Low-Flow Test Report:

Test Date / Time: 2/4/2025 2:15:19 PM
Project: GP-Plant Hammond
Operator Name: Zain Webb

Location Name: PT-15 **Well Diameter: 2 in** **Casing Type: PVC** **Screen Length: 10 ft** **Top of Screen: 35.30 ft** **Total Depth: 45.30 ft** **Initial Depth to Water: 26.33 ft**	**Pump Type: Bladder** **Tubing Type: Polyethylene** **Pump Intake From TOC: 40.30 ft** **Estimated Total Volume Pumped: 6 liter** **Flow Cell Volume: 90 ml** **Final Flow Rate: 150 ml/min** **Final Draw Down: 0.04 ft**	**Instrument Used: Aqua TROLL 400** **Serial Number: 952637**

Test Notes:
Six Bottles: Appendix III & IV + Major Ions; Fe^{2+} = 2.5 mg/L, Fe_T = 5.5 mg/L.

Weather Conditions:
Sunny, 70 degrees F.

Low-Flow Readings:

Date Time	Elapsed Time	pH	Temperature	Specific Conductivity	RDO Concentration	Turbidity	ORP	Depth to Water	Flow
		+/- 0.1	+/- 0.5	+/- 5 %	+/- 0.2	+/- 5	+/- 10	+/- 0.3	
2/4/2025 2:15 PM	00:00	6.94 pH	21.49 °C	710.72 µS/cm	0.65 mg/L	31.40 NTU	-47.6 mV	26.33 ft	150.00 ml/min
2/4/2025 2:20 PM	05:00	6.85 pH	19.98 °C	746.54 µS/cm	0.30 mg/L	25.90 NTU	-46.8 mV	26.34 ft	150.00 ml/min
2/4/2025 2:25 PM	10:00	6.83 pH	19.78 °C	748.76 µS/cm	0.21 mg/L	23.70 NTU	-46.8 mV	26.35 ft	150.00 ml/min
2/4/2025 2:30 PM	15:00	6.82 pH	19.73 °C	749.28 µS/cm	0.17 mg/L	17.00 NTU	-48.0 mV	26.37 ft	150.00 ml/min
2/4/2025 2:35 PM	20:00	6.81 pH	19.68 °C	748.47 µS/cm	0.15 mg/L	9.13 NTU	-48.1 mV	26.37 ft	150.00 ml/min
2/4/2025 2:40 PM	25:00	6.81 pH	19.67 °C	747.76 µS/cm	0.13 mg/L	7.42 NTU	-47.3 mV	26.37 ft	150.00 ml/min
2/4/2025 2:45 PM	30:00	6.80 pH	19.68 °C	746.58 µS/cm	0.11 mg/L	6.26 NTU	-47.3 mV	26.37 ft	150.00 ml/min
2/4/2025 2:50 PM	35:00	6.79 pH	19.68 °C	748.89 µS/cm	0.11 mg/L	2.75 NTU	-47.4 mV	26.37 ft	150.00 ml/min

Samples

Sample ID:	Description:
HAM-PT-15	Grab.

Created using VuSitu from In-Situ, Inc.

Low-Flow Test Report:

Test Date / Time: 3/6/2025 10:19:23 AM
Project: GP-Plant Hammond
Operator Name: Z. Webb

Location Name: INW-03 **Well Diameter: 2 in** **Casing Type: PVC** **Screen Length: 10 ft** **Top of Screen: 17.40 ft** **Total Depth: 27.40 ft** **Initial Depth to Water: 13.59 ft**	**Pump Type: Peristaltic** **Tubing Type: Polyethylene** **Pump Intake From TOC: 22.40 ft** **Estimated Total Volume Pumped: 3 liter** **Flow Cell Volume: 90 ml** **Final Flow Rate: 200 ml/min** **Final Draw Down: 0 ft**	**Instrument Used: Aqua TROLL 400** **Serial Number: 1167968**

Test Notes:
Parameters; Fe^{2+} = 0 mg/L, Fe_T = 1.0 mg/L.

Weather Conditions:
Clear, 55 degrees F.

Low-Flow Readings:

Date Time	Elapsed Time	pH	Temperature	Specific Conductivity	RDO Concentration	Turbidity	ORP	Depth to Water	Flow
		+/- 0.1	+/- 0.5	+/- 5 %	+/- 0.2	+/- 5	+/- 10	+/- 0.3	
3/6/2025 10:19 AM	00:00	6.98 pH	17.08 °C	823.63 µS/cm	0.64 mg/L	5.59 NTU	-9.6 mV	13.59 ft	200.00 ml/min
3/6/2025 10:24 AM	05:00	6.96 pH	17.02 °C	814.57 µS/cm	0.42 mg/L	5.21 NTU	-3.6 mV	13.59 ft	200.00 ml/min
3/6/2025 10:29 AM	10:00	7.02 pH	17.09 °C	824.82 µS/cm	0.39 mg/L	5.44 NTU	-5.5 mV	13.59 ft	200.00 ml/min
3/6/2025 10:34 AM	15:00	7.01 pH	17.27 °C	816.91 µS/cm	0.56 mg/L	5.50 NTU	-3.6 mV	13.59 ft	200.00 ml/min

Samples

Sample ID:	Description:

Low-Flow Test Report:

Test Date / Time: 3/5/2025 1:42:26 PM
Project: GP-Plant Hammond
Operator Name: Z. Webb

Location Name: INW-04 **Well Diameter: 2 in** **Casing Type: PVC** **Screen Length: 10 ft** **Top of Screen: 35.30 ft** **Total Depth: 45.30 ft** **Initial Depth to Water: 26.10 ft**	**Pump Type: Bladder** **Tubing Type: Polyethylene** **Pump Intake From TOC: 40.30 ft** **Estimated Total Volume Pumped: 3 liter** **Flow Cell Volume: 90 ml** **Final Flow Rate: 200 ml/min** **Final Draw Down: 0.12 ft**	**Instrument Used: Aqua TROLL 400** **Serial Number: 1167968**

Test Notes:
Parameters; Fe^{2+} = 3.0 mg/L, Fe_T = 5.5 mg/L.

Weather Conditions:
Cloudy, 50 degrees F.

Low-Flow Readings:

Date Time	Elapsed Time	pH	Temperature	Specific Conductivity	RDO Concentration	Turbidity	ORP	Depth to Water	Flow
		+/- 0.1	+/- 0.5	+/- 5 %	+/- 0.2	+/- 5	+/- 10	+/- 0.3	
3/5/2025 1:42 PM	00:00	6.43 pH	17.14 °C	589.26 µS/cm	1.57 mg/L	++++	21.6 mV	26.10 ft	200.00 ml/min
3/5/2025 1:47 PM	05:00	6.56 pH	17.79 °C	562.05 µS/cm	2.98 mg/L	++++	21.1 mV	26.19 ft	200.00 ml/min
3/5/2025 1:52 PM	10:00	6.61 pH	17.77 °C	580.40 µS/cm	3.29 mg/L	++++	13.2 mV	26.22 ft	200.00 ml/min
3/5/2025 1:57 PM	15:00	6.63 pH	17.63 °C	569.95 µS/cm	3.29 mg/L	++++	6.2 mV	26.22 ft	200.00 ml/min

Samples

Sample ID:	Description:

Low-Flow Test Report:

Test Date / Time: 3/5/2025 4:03:02 PM
Project: GP-Plant Hammond
Operator Name: T. Kessler

Location Name: INW-05 **Well Diameter: 2 in** **Casing Type: PVC** **Screen Length: 10 ft** **Top of Screen: 35.30 ft** **Total Depth: 45.30 ft** **Initial Depth to Water: 25.75 ft**	**Pump Type: Bladder** **Tubing Type: Polyethylene** **Pump Intake From TOC: 40.30 ft** **Estimated Total Volume Pumped: 4 liter** **Flow Cell Volume: 90 ml** **Final Flow Rate: 200 ml/min** **Final Draw Down: 0.05 ft**	**Instrument Used: Aqua TROLL 400** **Serial Number: 1146036**

Test Notes:
Parameters; Fe^{2+} = 3.0 mg/L, Fe_T = 3.0 mg/L.

Weather Conditions:
Cloudy, 55 degrees F.

Low-Flow Readings:

Date Time	Elapsed Time	pH	Temperature	Specific Conductivity	RDO Concentration	Turbidity	ORP	Depth to Water	Flow
		+/- 0.1	+/- 0.5	+/- 5 %	+/- 0.2	+/- 5	+/- 10	+/- 0.3	
3/5/2025 4:03 PM	00:00	6.97 pH	16.56 °C	744.67 µS/cm	0.36 mg/L	365.00 NTU	-18.8 mV	25.80 ft	200.00 ml/min
3/5/2025 4:08 PM	05:00	6.96 pH	16.82 °C	741.68 µS/cm	0.27 mg/L	347.00 NTU	4.7 mV	25.80 ft	200.00 ml/min
3/5/2025 4:13 PM	10:00	6.98 pH	16.79 °C	748.15 µS/cm	0.24 mg/L	315.00 NTU	-28.5 mV	25.80 ft	200.00 ml/min
3/5/2025 4:18 PM	15:00	7.00 pH	16.65 °C	755.09 µS/cm	0.21 mg/L	74.50 NTU	-45.7 mV	25.80 ft	200.00 ml/min

Samples

Sample ID:	Description:

Created using VuSitu from In-Situ, Inc.

Low-Flow Test Report:

Test Date / Time: 3/5/2025 2:57:21 PM
Project: GP-Plant Hammond
Operator Name: T. Kessler

Location Name: PT-07 **Well Diameter: 2 in** **Casing Type: PVC** **Screen Length: 10 ft** **Top of Screen: 37.75 ft** **Total Depth: 47.75 ft** **Initial Depth to Water: 26.60 ft**	**Pump Type: Bladder** **Tubing Type: Poly** **Pump Intake From TOC: 42.75 ft** **Estimated Total Volume Pumped: 7 liter** **Flow Cell Volume: 90 ml** **Final Flow Rate: 200 ml/min** **Final Draw Down: 0 ft**	**Instrument Used: Aqua TROLL 400** **Serial Number: 1146036**

Test Notes:
Six Bottles: Appendix III & IV + Major Ions; Fe^{2+} = 3.4 mg/L, Fe_T = 5.0 mg/L.

Weather Conditions:
Rainy, 55 degrees F.

Low-Flow Readings:

Date Time	Elapsed Time	pH	Temperature	Specific Conductivity	RDO Concentration	Turbidity	ORP	Depth to Water	Flow
		+/- 0.1	+/- 0.5	+/- 5 %	+/- 0.2	+/- 5	+/- 10	+/- 0.3	
3/5/2025 2:57 PM	00:00	6.94 pH	16.31 °C	739.62 µS/cm	3.85 mg/L	1.97 NTU	118.3 mV	26.60 ft	200.00 ml/min
3/5/2025 3:02 PM	05:00	6.93 pH	17.08 °C	747.93 µS/cm	1.22 mg/L	1.07 NTU	278.9 mV	26.60 ft	200.00 ml/min
3/5/2025 3:07 PM	10:00	6.93 pH	17.33 °C	748.67 µS/cm	0.99 mg/L	1.21 NTU	201.1 mV	26.60 ft	200.00 ml/min
3/5/2025 3:12 PM	15:00	6.93 pH	17.41 °C	747.60 µS/cm	0.88 mg/L	0.81 NTU	134.5 mV	26.60 ft	200.00 ml/min
3/5/2025 3:17 PM	20:00	6.94 pH	17.44 °C	746.94 µS/cm	0.81 mg/L	0.72 NTU	104.0 mV	26.60 ft	200.00 ml/min
3/5/2025 3:22 PM	25:00	6.94 pH	17.40 °C	747.01 µS/cm	0.74 mg/L	0.53 NTU	85.4 mV	26.60 ft	200.00 ml/min
3/5/2025 3:27 PM	30:00	6.94 pH	17.38 °C	747.64 µS/cm	0.70 mg/L	0.40 NTU	70.4 mV	26.60 ft	200.00 ml/min

Samples

Sample ID:	Description:
HAM-PT-07	Grab.

Created using VuSitu from In-Situ, Inc.

Low-Flow Test Report:

Test Date / Time: 3/5/2025 2:49:54 PM
Project: GP-Plant Hammond
Operator Name: Z. Webb

Location Name: PT-08 **Well Diameter: 2 in** **Casing Type: PVC** **Screen Length: 10 ft** **Top of Screen: 31.93 ft** **Total Depth: 41.93 ft** **Initial Depth to Water: 26.27 ft**	**Pump Type: Bladder** **Tubing Type: Polyethylene** **Pump Intake From TOC: 36.93 ft** **Estimated Total Volume Pumped: 11 liter** **Flow Cell Volume: 90 ml** **Final Flow Rate: 200 ml/min** **Final Draw Down: 0.04 ft**	**Instrument Used: Aqua TROLL 400** **Serial Number: 1167968**

Test Notes:
Six Bottles: Appendix III & IV + Major Ions; Fe^{2+} = 0.5 mg/L, Fe_T = 0.5 mg/L.

Weather Conditions:
Cloudy, 50 degrees F.

Low-Flow Readings:

Date Time	Elapsed Time	pH	Temperature	Specific Conductivity	RDO Concentration	Turbidity	ORP	Depth to Water	Flow
		+/- 0.1	+/- 0.5	+/- 5 %	+/- 0.2	+/- 5	+/- 10	+/- 0.3	
3/5/2025 2:49 PM	00:00	6.42 pH	17.41 °C	685.82 µS/cm	0.56 mg/L	++++	71.0 mV	26.27 ft	200.00 ml/min
3/5/2025 2:54 PM	05:00	6.45 pH	17.56 °C	696.23 µS/cm	0.41 mg/L	49.20 NTU	74.0 mV	26.31 ft	200.00 ml/min
3/5/2025 2:59 PM	10:00	6.47 pH	17.48 °C	699.53 µS/cm	0.40 mg/L	33.80 NTU	60.6 mV	26.31 ft	200.00 ml/min
3/5/2025 3:04 PM	15:00	6.49 pH	17.60 °C	701.34 µS/cm	0.37 mg/L	24.50 NTU	57.2 mV	26.31 ft	200.00 ml/min
3/5/2025 3:09 PM	20:00	6.50 pH	17.63 °C	701.83 µS/cm	0.41 mg/L	19.30 NTU	56.9 mV	26.31 ft	200.00 ml/min
3/5/2025 3:14 PM	25:00	6.50 pH	17.64 °C	701.90 µS/cm	0.34 mg/L	14.60 NTU	56.7 mV	26.31 ft	200.00 ml/min
3/5/2025 3:19 PM	30:00	6.52 pH	17.63 °C	703.49 µS/cm	0.31 mg/L	10.10 NTU	53.8 mV	26.31 ft	200.00 ml/min
3/5/2025 3:24 PM	35:00	6.51 pH	17.71 °C	697.08 µS/cm	0.23 mg/L	8.27 NTU	55.4 mV	26.31 ft	200.00 ml/min
3/5/2025 3:29 PM	40:00	6.51 pH	17.64 °C	687.82 µS/cm	0.18 mg/L	6.94 NTU	54.8 mV	26.31 ft	200.00 ml/min
3/5/2025 3:34 PM	45:00	6.52 pH	17.65 °C	701.16 µS/cm	0.15 mg/L	5.18 NTU	53.8 mV	26.31 ft	200.00 ml/min
3/5/2025 3:39 PM	50:00	6.53 pH	17.66 °C	698.87 µS/cm	0.20 mg/L	4.05 NTU	52.9 mV	26.31 ft	200.00 ml/min

Samples

Sample ID:	Description:
HAM-PT-08	Grab.

Low-Flow Test Report:

Test Date / Time: 3/6/2025 8:44:14 AM
Project: GP-Plant Hammond
Operator Name: T. Kessler

Location Name: PT-09 **Well Diameter: 2 in** **Casing Type: PVC** **Screen Length: 10 ft** **Top of Screen: 20.47 ft** **Total Depth: 30.47 ft** **Initial Depth to Water: 16.85 ft**	**Pump Type: Peristaltic** **Tubing Type: Polyethylene** **Pump Intake From TOC: 25.47 ft** **Estimated Total Volume Pumped: 13 liter** **Flow Cell Volume: 90 ml** **Final Flow Rate: 200 ml/min** **Final Draw Down: 0.03 ft**	**Instrument Used: Aqua TROLL 400** **Serial Number: 1146036**

Test Notes:
Six Bottles: Appendix III & IV + Major Ions; Fe^{2+} = 0.75 mg/L, Fe_T = 0.75 mg/L.

Weather Conditions:
Sunny, 38 degrees F.

Low-Flow Readings:

Date Time	Elapsed Time	pH	Temperature	Specific Conductivity	RDO Concentration	Turbidity	ORP	Depth to Water	Flow
		+/- 0.1	+/- 0.5	+/- 5 %	+/- 0.2	+/- 5	+/- 10	+/- 0.3	
3/6/2025 8:44 AM	00:00	6.77 pH	15.39 °C	754.52 µS/cm	0.41 mg/L	133.00 NTU	113.7 mV	16.88 ft	200.00 ml/min
3/6/2025 8:49 AM	05:00	6.76 pH	15.65 °C	746.74 µS/cm	0.21 mg/L	19.00 NTU	415.0 mV	16.88 ft	200.00 ml/min
3/6/2025 8:54 AM	10:00	6.76 pH	15.63 °C	738.83 µS/cm	0.17 mg/L	11.30 NTU	396.7 mV	16.88 ft	200.00 ml/min
3/6/2025 8:59 AM	15:00	6.78 pH	15.92 °C	739.77 µS/cm	0.15 mg/L	11.60 NTU	407.7 mV	16.88 ft	200.00 ml/min
3/6/2025 9:04 AM	20:00	6.75 pH	16.21 °C	735.54 µS/cm	0.13 mg/L	10.10 NTU	416.4 mV	16.88 ft	200.00 ml/min
3/6/2025 9:09 AM	25:00	6.79 pH	16.44 °C	736.14 µS/cm	0.12 mg/L	12.10 NTU	426.8 mV	16.88 ft	200.00 ml/min
3/6/2025 9:14 AM	30:00	6.78 pH	16.08 °C	741.98 µS/cm	0.12 mg/L	10.80 NTU	495.8 mV	16.88 ft	200.00 ml/min
3/6/2025 9:19 AM	35:00	6.79 pH	15.81 °C	734.50 µS/cm	0.12 mg/L	9.38 NTU	442.4 mV	16.88 ft	200.00 ml/min
3/6/2025 9:24 AM	40:00	6.80 pH	15.29 °C	734.83 µS/cm	0.11 mg/L	9.52 NTU	446.0 mV	16.88 ft	200.00 ml/min
3/6/2025 9:29 AM	45:00	6.80 pH	15.59 °C	735.99 µS/cm	0.12 mg/L	12.40 NTU	436.6 mV	16.88 ft	200.00 ml/min
3/6/2025 9:34 AM	50:00	6.79 pH	16.07 °C	736.97 µS/cm	0.11 mg/L	7.93 NTU	427.1 mV	16.88 ft	200.00 ml/min
3/6/2025 9:39 AM	55:00	6.80 pH	16.44 °C	736.67 µS/cm	0.11 mg/L	6.73 NTU	414.2 mV	16.88 ft	200.00 ml/min
3/6/2025 9:44 AM	01:00:00	6.81 pH	16.48 °C	733.89 µS/cm	0.10 mg/L	4.73 NTU	407.0 mV	16.88 ft	200.00 ml/min

Samples

Sample ID:	Description:
HAM-PT-09	Grab.

Low-Flow Test Report:

Test Date / Time: 3/6/2025 8:41:25 AM
Project: GP-Plant Hammond
Operator Name: Z. Webb

Location Name: PT-10 **Well Diameter: 2 ft** **Casing Type: PVC** **Screen Length: 10 ft** **Top of Screen: 20.45 ft** **Total Depth: 30.45 ft** **Initial Depth to Water: 6.94 ft**	**Pump Type: Peristaltic** **Tubing Type: Polyethylene** **Pump Intake From TOC: 25.45 ft** **Estimated Total Volume Pumped: 9 liter** **Flow Cell Volume: 90 ml** **Final Flow Rate: 200 ml/min** **Final Draw Down: 0.02 ft**	**Instrument Used: Aqua TROLL 400** **Serial Number: 1167968**

Test Notes:
Six Bottles: Appendix III & IV + Major Ions; Fe^{2+} = 0 mg/L, Fe_T = 0 mg/L.

Weather Conditions:
Cloudy, 50 degrees F.

Low-Flow Readings:

Date Time	Elapsed Time	pH	Temperature	Specific Conductivity	RDO Concentration	Turbidity	ORP	Depth to Water	Flow
		+/- 0.1	+/- 0.5	+/- 5 %	+/- 0.2	+/- 5	+/- 10	+/- 0.3	
3/6/2025 8:41 AM	00:00	6.50 pH	15.37 °C	592.01 µS/cm	0.45 mg/L	6.92 NTU	84.2 mV	6.94 ft	200.00 ml/min
3/6/2025 8:46 AM	05:00	6.51 pH	15.16 °C	591.56 µS/cm	0.33 mg/L	3.24 NTU	107.1 mV	6.96 ft	200.00 ml/min
3/6/2025 8:51 AM	10:00	6.52 pH	15.25 °C	590.95 µS/cm	0.44 mg/L	2.94 NTU	73.7 mV	6.96 ft	200.00 ml/min
3/6/2025 8:56 AM	15:00	6.64 pH	15.37 °C	661.94 µS/cm	0.45 mg/L	2.85 NTU	14.5 mV	6.96 ft	200.00 ml/min
3/6/2025 9:01 AM	20:00	6.69 pH	15.69 °C	684.23 µS/cm	0.35 mg/L	2.41 NTU	2.9 mV	6.96 ft	200.00 ml/min
3/6/2025 9:06 AM	25:00	6.69 pH	15.83 °C	681.77 µS/cm	0.44 mg/L	2.08 NTU	2.0 mV	6.96 ft	200.00 ml/min
3/6/2025 9:11 AM	30:00	6.72 pH	15.80 °C	684.66 µS/cm	0.46 mg/L	1.92 NTU	-0.9 mV	6.96 ft	200.00 ml/min
3/6/2025 9:16 AM	35:00	6.74 pH	15.90 °C	691.04 µS/cm	0.42 mg/L	1.69 NTU	-4.9 mV	6.96 ft	200.00 ml/min
3/6/2025 9:21 AM	40:00	6.71 pH	15.74 °C	672.95 µS/cm	0.43 mg/L	0.78 NTU	1.5 mV	6.96 ft	200.00 ml/min

Samples

Sample ID:	Description:
HAM-PT-10	Grab.

Created using VuSitu from In-Situ, Inc.

Low-Flow Test Report:

Test Date / Time: 3/6/2025 10:33:28 AM
Project: GP-Plant Hammond
Operator Name: T. Kessler

Location Name: PT-11 **Well Diameter: 2 in** **Casing Type: PVC** **Screen Length: 10 ft** **Top of Screen: 16.90 ft** **Total Depth: 26.90 ft** **Initial Depth to Water: 13.50 ft**	**Pump Type: Peristaltic** **Tubing Type: Polyethylene** **Pump Intake From TOC: 21.90 ft** **Estimated Total Volume Pumped: 10 liter** **Flow Cell Volume: 90 ml** **Final Flow Rate: 200 ml/min** **Final Draw Down: 0 ft**	**Instrument Used: Aqua TROLL 400** **Serial Number: 1146036**

Test Notes:
Six Bottles: Appendix III & IV + Major Ions; Fe^{2+} = 0 mg/L, Fe_T = 0 mg/L.

Weather Conditions:
Clear, 40 degrees F.

Low-Flow Readings:

Date Time	Elapsed Time	pH	Temperature	Specific Conductivity	RDO Concentration	Turbidity	ORP	Depth to Water	Flow
		+/- 0.1	+/- 0.5	+/- 5 %	+/- 0.2	+/- 5	+/- 10	+/- 0.3	
3/6/2025 10:33 AM	00:00	6.81 pH	16.61 °C	640.71 µS/cm	0.24 mg/L	12.70 NTU	154.5 mV	13.50 ft	200.00 ml/min
3/6/2025 10:38 AM	05:00	6.81 pH	16.88 °C	638.53 µS/cm	0.18 mg/L	10.90 NTU	558.4 mV	13.50 ft	200.00 ml/min
3/6/2025 10:43 AM	10:00	6.84 pH	16.86 °C	640.78 µS/cm	0.15 mg/L	8.77 NTU	515.5 mV	13.50 ft	200.00 ml/min
3/6/2025 10:48 AM	15:00	6.85 pH	17.15 °C	640.20 µS/cm	0.14 mg/L	10.80 NTU	503.0 mV	13.50 ft	200.00 ml/min
3/6/2025 10:53 AM	20:00	6.85 pH	17.26 °C	633.06 µS/cm	0.13 mg/L	8.20 NTU	498.1 mV	13.50 ft	200.00 ml/min
3/6/2025 10:58 AM	25:00	6.86 pH	17.22 °C	631.38 µS/cm	0.12 mg/L	8.46 NTU	500.5 mV	13.50 ft	200.00 ml/min
3/6/2025 11:03 AM	30:00	6.86 pH	17.20 °C	637.55 µS/cm	0.11 mg/L	6.85 NTU	498.4 mV	13.50 ft	200.00 ml/min
3/6/2025 11:08 AM	35:00	6.88 pH	17.25 °C	635.61 µS/cm	0.11 mg/L	5.63 NTU	489.4 mV	13.50 ft	200.00 ml/min
3/6/2025 11:13 AM	40:00	6.86 pH	17.06 °C	640.85 µS/cm	0.12 mg/L	5.34 NTU	478.0 mV	13.50 ft	200.00 ml/min
3/6/2025 11:18 AM	45:00	6.86 pH	17.06 °C	633.63 µS/cm	0.12 mg/L	4.20 NTU	449.5 mV	13.50 ft	200.00 ml/min

Samples

Sample ID:	Description:

HAM-PT-11	Grab.

Low-Flow Test Report:

Test Date / Time: 3/6/2025 11:53:34 AM
Project: GP-Plant Hammond
Operator Name: T. Kessler

Location Name: PT-12 **Well Diameter: 2 in** **Casing Type: PVC** **Screen Length: 10 ft** **Top of Screen: 17.30 ft** **Total Depth: 27.30 ft** **Initial Depth to Water: 13.35 ft**	**Pump Type: Peristaltic** **Tubing Type: Polyethylene** **Pump Intake From TOC: 22.30 ft** **Estimated Total Volume Pumped: 9 liter** **Flow Cell Volume: 90 ml** **Final Flow Rate: 200 ml/min** **Final Draw Down: 0 ft**	**Instrument Used: Aqua TROLL 400** **Serial Number: 1146036**

Test Notes:
Six Bottles: Appendix III & IV + Major Ions; Fe^{2+} = 0 mg/L, Fe_T = 0 mg/L.

Weather Conditions:
Sunny, 45 degrees F.

Low-Flow Readings:

Date Time	Elapsed Time	pH	Temperature	Specific Conductivity	RDO Concentration	Turbidity	ORP	Depth to Water	Flow
		+/- 0.1	+/- 0.5	+/- 5 %	+/- 0.2	+/- 5	+/- 10	+/- 0.3	
3/6/2025 11:53 AM	00:00	6.36 pH	17.33 °C	636.22 µS/cm	0.58 mg/L	48.20 NTU	212.9 mV	13.35 ft	200.00 ml/min
3/6/2025 11:58 AM	05:00	6.33 pH	17.06 °C	646.73 µS/cm	0.21 mg/L	47.50 NTU	658.8 mV	13.35 ft	200.00 ml/min
3/6/2025 12:03 PM	10:00	6.38 pH	17.33 °C	644.71 µS/cm	0.17 mg/L	44.30 NTU	573.5 mV	13.35 ft	200.00 ml/min
3/6/2025 12:08 PM	15:00	6.41 pH	17.24 °C	651.78 µS/cm	0.15 mg/L	38.90 NTU	536.7 mV	13.35 ft	200.00 ml/min
3/6/2025 12:13 PM	20:00	6.42 pH	17.28 °C	655.22 µS/cm	0.13 mg/L	16.30 NTU	500.0 mV	13.35 ft	200.00 ml/min
3/6/2025 12:18 PM	25:00	6.45 pH	17.23 °C	660.55 µS/cm	0.12 mg/L	8.14 NTU	476.8 mV	13.35 ft	200.00 ml/min
3/6/2025 12:23 PM	30:00	6.45 pH	17.25 °C	656.14 µS/cm	0.11 mg/L	6.65 NTU	459.0 mV	13.35 ft	200.00 ml/min
3/6/2025 12:28 PM	35:00	6.47 pH	17.11 °C	661.02 µS/cm	0.10 mg/L	5.05 NTU	443.1 mV	13.35 ft	200.00 ml/min
3/6/2025 12:33 PM	40:00	6.47 pH	17.28 °C	660.11 µS/cm	0.11 mg/L	4.71 NTU	431.4 mV	13.35 ft	200.00 ml/min

Samples

Sample ID:	Description:
HAM-PT-12	Grab.

Created using VuSitu from In-Situ, Inc.

Low-Flow Test Report:

Test Date / Time: 3/5/2025 10:39:35 AM
Project: GP-Plant Hammond
Operator Name: T. Kessler

Location Name: PT-13 **Well Diameter: 2 in** **Casing Type: PVC** **Screen Length: 10 ft** **Top of Screen: 35.30 ft** **Total Depth: 45.30 ft** **Initial Depth to Water: 25.98 ft**	**Pump Type: Bladder** **Tubing Type: Polyethylene** **Pump Intake From TOC: 40.30 ft** **Estimated Total Volume Pumped: 20 liter** **Flow Cell Volume: 90 ml** **Final Flow Rate: 200 ml/min** **Final Draw Down: 0.07 ft**	**Instrument Used: Aqua TROLL 400** **Serial Number: 1146036**

Test Notes:
Six Bottles: Appendix III & IV + Major Ions; Fe^{2+} = 5.2 mg/L, Fe_T = 5.2 mg/L.

Weather Conditions:
Cloudy, 55 degrees F.

Low-Flow Readings:

Date Time	Elapsed Time	pH	Temperature	Specific Conductivity	RDO Concentration	Turbidity	ORP	Depth to Water	Flow
		+/- 0.1	+/- 0.5	+/- 5 %	+/- 0.2	+/- 5	+/- 10	+/- 0.3	
3/5/2025 10:39 AM	00:00	6.89 pH	17.86 °C	737.30 µS/cm	3.32 mg/L	73.40 NTU	178.3 mV	26.05 ft	200.00 ml/min
3/5/2025 10:44 AM	05:00	6.91 pH	18.00 °C	750.22 µS/cm	1.39 mg/L	70.00 NTU	418.2 mV	26.05 ft	200.00 ml/min
3/5/2025 10:49 AM	10:00	6.91 pH	18.08 °C	747.35 µS/cm	1.73 mg/L	22.20 NTU	518.5 mV	26.05 ft	200.00 ml/min
3/5/2025 10:54 AM	15:00	6.91 pH	18.14 °C	750.77 µS/cm	2.81 mg/L	15.40 NTU	560.0 mV	26.05 ft	200.00 ml/min
3/5/2025 10:59 AM	20:00	6.90 pH	18.09 °C	727.77 µS/cm	1.20 mg/L	10.33 NTU	590.2 mV	26.05 ft	200.00 ml/min
3/5/2025 11:04 AM	25:00	6.90 pH	18.13 °C	744.30 µS/cm	1.34 mg/L	9.13 NTU	611.2 mV	26.05 ft	200.00 ml/min
3/5/2025 11:09 AM	30:00	6.90 pH	18.10 °C	746.44 µS/cm	1.62 mg/L	7.02 NTU	622.3 mV	26.05 ft	200.00 ml/min
3/5/2025 11:14 AM	35:00	6.91 pH	18.09 °C	744.57 µS/cm	1.25 mg/L	6.31 NTU	625.9 mV	26.05 ft	200.00 ml/min
3/5/2025 11:19 AM	40:00	6.91 pH	17.96 °C	747.33 µS/cm	1.03 mg/L	5.73 NTU	623.7 mV	26.05 ft	200.00 ml/min
3/5/2025 11:24 AM	45:00	6.90 pH	17.88 °C	752.08 µS/cm	1.31 mg/L	5.19 NTU	611.4 mV	26.05 ft	200.00 ml/min
3/5/2025 11:29 AM	50:00	6.91 pH	17.83 °C	756.94 µS/cm	2.11 mg/L	4.99 NTU	583.9 mV	26.05 ft	200.00 ml/min
3/5/2025 11:34 AM	55:00	6.91 pH	17.84 °C	756.47 µS/cm	2.02 mg/L	4.52 NTU	543.8 mV	26.05 ft	200.00 ml/min
3/5/2025 11:39 AM	01:00:00	6.92 pH	17.79 °C	750.56 µS/cm	2.95 mg/L	4.31 NTU	503.7 mV	26.05 ft	200.00 ml/min

3/5/2025 11:44 AM	01:05:00	6.92 pH	17.87 °C	749.82 µS/cm	1.49 mg/L	3.69 NTU	464.7 mV	26.05 ft	200.00 ml/min
3/5/2025 11:49 AM	01:10:00	6.92 pH	18.05 °C	748.78 µS/cm	0.99 mg/L	3.71 NTU	439.0 mV	26.05 ft	200.00 ml/min
3/5/2025 11:54 AM	01:15:00	6.93 pH	18.05 °C	750.36 µS/cm	0.68 mg/L	3.41 NTU	429.2 mV	26.05 ft	200.00 ml/min
3/5/2025 11:59 AM	01:20:00	6.93 pH	18.02 °C	752.11 µS/cm	0.42 mg/L	3.57 NTU	382.1 mV	26.05 ft	200.00 ml/min
3/5/2025 12:04 PM	01:25:00	6.93 pH	17.88 °C	750.76 µS/cm	0.28 mg/L	3.73 NTU	370.7 mV	26.05 ft	200.00 ml/min
3/5/2025 12:09 PM	01:30:00	6.93 pH	17.91 °C	752.17 µS/cm	0.20 mg/L	3.71 NTU	356.9 mV	26.05 ft	200.00 ml/min
3/5/2025 12:14 PM	01:35:00	6.93 pH	17.89 °C	750.54 µS/cm	0.16 mg/L	3.82 NTU	335.0 mV	26.05 ft	200.00 ml/min

Samples

Sample ID:	Description:
HAM-PT-13	Grab.

Low-Flow Test Report:

Test Date / Time: 3/5/2025 11:04:09 AM
Project: GP-Plant Hammond
Operator Name: Z. Webb

Location Name: PT-14 **Well Diameter: 2 in** **Casing Type: PVC** **Screen Length: 10 ft** **Top of Screen: 35.30 ft** **Total Depth: 45.30 ft** **Initial Depth to Water: 26.00 ft**	**Pump Type: Bladder** **Tubing Type: Polyethylene** **Pump Intake From TOC: 40.30 ft** **Estimated Total Volume Pumped: 18 liter** **Flow Cell Volume: 90 ml** **Final Flow Rate: 200 ml/min** **Final Draw Down: 0.03 ft**	**Instrument Used: Aqua TROLL 400** **Serial Number: 1167968**

Test Notes:
Six Bottles: Appendix III & IV + Major Ions; Fe^{2+} = 3.5 mg/L, Fe_T = 7.0 mg/L.

Weather Conditions:
Clear, 50 degrees F.

Low-Flow Readings:

Date Time	Elapsed Time	pH	Temperature	Specific Conductivity	RDO Concentration	Turbidity	ORP	Depth to Water	Flow
		+/- 0.1	+/- 0.5	+/- 5 %	+/- 0.2	+/- 5	+/- 10	+/- 0.3	
3/5/2025 11:04 AM	00:00	6.91 pH	18.00 °C	744.45 µS/cm	3.00 mg/L	36.50 NTU	-30.5 mV	26.00 ft	200.00 ml/min
3/5/2025 11:09 AM	05:00	6.92 pH	18.16 °C	741.30 µS/cm	3.01 mg/L	24.00 NTU	-50.3 mV	26.03 ft	200.00 ml/min
3/5/2025 11:14 AM	10:00	6.93 pH	18.12 °C	737.50 µS/cm	2.25 mg/L	20.60 NTU	-52.6 mV	26.03 ft	200.00 ml/min
3/5/2025 11:19 AM	15:00	6.95 pH	18.02 °C	734.64 µS/cm	3.08 mg/L	15.40 NTU	-62.7 mV	26.03 ft	200.00 ml/min
3/5/2025 11:24 AM	20:00	6.95 pH	17.92 °C	726.19 µS/cm	2.60 mg/L	12.60 NTU	-62.5 mV	26.03 ft	200.00 ml/min
3/5/2025 11:29 AM	25:00	6.96 pH	17.86 °C	730.03 µS/cm	2.82 mg/L	11.30 NTU	-69.6 mV	26.03 ft	200.00 ml/min
3/5/2025 11:34 AM	30:00	6.96 pH	17.87 °C	724.88 µS/cm	2.70 mg/L	9.95 NTU	-70.6 mV	26.03 ft	200.00 ml/min
3/5/2025 11:39 AM	35:00	6.97 pH	17.80 °C	728.06 µS/cm	2.79 mg/L	7.53 NTU	-75.5 mV	26.03 ft	200.00 ml/min
3/5/2025 11:44 AM	40:00	6.98 pH	17.86 °C	730.65 µS/cm	2.80 mg/L	6.49 NTU	-75.3 mV	26.03 ft	200.00 ml/min
3/5/2025 11:49 AM	45:00	6.98 pH	18.03 °C	732.78 µS/cm	2.47 mg/L	5.77 NTU	-74.5 mV	26.03 ft	200.00 ml/min
3/5/2025 11:54 AM	50:00	6.98 pH	18.07 °C	726.31 µS/cm	2.15 mg/L	5.86 NTU	-80.6 mV	26.03 ft	200.00 ml/min
3/5/2025 11:59 AM	55:00	6.99 pH	18.06 °C	709.29 µS/cm	2.63 mg/L	5.15 NTU	-79.3 mV	26.03 ft	200.00 ml/min
3/5/2025 12:04 PM	01:00:00	6.98 pH	17.93 °C	732.78 µS/cm	2.47 mg/L	4.92 NTU	-78.9 mV	26.03 ft	200.00 ml/min

3/5/2025 12:09 PM	01:05:00	6.98 pH	17.92 °C	725.06 µS/cm	1.68 mg/L	4.43 NTU	-83.2 mV	26.03 ft	200.00 ml/min
3/5/2025 12:14 PM	01:10:00	6.98 pH	17.91 °C	725.91 µS/cm	1.59 mg/L	4.25 NTU	-78.5 mV	26.03 ft	200.00 ml/min
3/5/2025 12:19 PM	01:15:00	6.98 pH	17.91 °C	728.89 µS/cm	1.53 mg/L	4.11 NTU	-79.0 mV	26.03 ft	200.00 ml/min
3/5/2025 12:24 PM	01:20:38	7.00 pH	17.89 °C	718.03 µS/cm	1.66 mg/L	3.82 NTU	-83.1 mV	26.03 ft	200.00 ml/min
3/5/2025 12:29 PM	01:25:38	7.00 pH	17.84 °C	719.20 µS/cm	1.63 mg/L	3.59 NTU	-78.3 mV	26.03 ft	200.00 ml/min

Samples

Sample ID:	Description:
HAM-PT-14	Grab.
HAM-AP1-FD-01	Grab.

Low-Flow Test Report:

Test Date / Time: 3/5/2025 1:20:11 PM
Project: GP-Plant Hammond
Operator Name: T. Kessler

Location Name: PT-15 **Well Diameter: 2 in** **Casing Type: PVC** **Screen Length: 10 ft** **Top of Screen: 35.30 ft** **Total Depth: 45.30 ft** **Initial Depth to Water: 25.90 ft**	**Pump Type: Bladder** **Tubing Type: Polyethylene** **Pump Intake From TOC: 40.30 ft** **Estimated Total Volume Pumped: 10 liter** **Flow Cell Volume: 90 ml** **Final Flow Rate: 200 ml/min** **Final Draw Down: 0 ft**	**Instrument Used: Aqua TROLL 400** **Serial Number: 1146036**

Test Notes:
Six Bottles: Appendix III & IV + Major Ions; Fe^{2+} = 1.0 mg/L, Fe_T = 1.2 mg/L.

Weather Conditions:
Cloudy, 55 degrees F.

Low-Flow Readings:

Date Time	Elapsed Time	pH	Temperature	Specific Conductivity	RDO Concentration	Turbidity	ORP	Depth to Water	Flow
		+/- 0.1	+/- 0.5	+/- 5 %	+/- 0.2	+/- 5	+/- 10	+/- 0.3	
3/5/2025 1:20 PM	00:00	6.83 pH	17.81 °C	706.34 µS/cm	3.06 mg/L	66.70 NTU	157.2 mV	25.90 ft	200.00 ml/min
3/5/2025 1:25 PM	05:00	6.83 pH	17.81 °C	726.84 µS/cm	2.21 mg/L	36.40 NTU	441.9 mV	25.90 ft	200.00 ml/min
3/5/2025 1:30 PM	10:00	6.86 pH	17.78 °C	721.82 µS/cm	1.75 mg/L	14.70 NTU	526.2 mV	25.90 ft	200.00 ml/min
3/5/2025 1:35 PM	15:00	6.87 pH	17.78 °C	722.05 µS/cm	1.16 mg/L	10.11 NTU	513.7 mV	25.90 ft	200.00 ml/min
3/5/2025 1:40 PM	20:00	6.87 pH	17.81 °C	720.82 µS/cm	0.87 mg/L	5.16 NTU	532.5 mV	25.90 ft	200.00 ml/min
3/5/2025 1:45 PM	25:00	6.87 pH	17.82 °C	719.34 µS/cm	0.70 mg/L	4.99 NTU	549.4 mV	25.90 ft	200.00 ml/min
3/5/2025 1:50 PM	30:00	6.87 pH	17.64 °C	715.41 µS/cm	0.55 mg/L	2.81 NTU	560.1 mV	25.90 ft	200.00 ml/min
3/5/2025 1:55 PM	35:00	6.88 pH	17.45 °C	715.93 µS/cm	0.42 mg/L	2.50 NTU	568.5 mV	25.90 ft	200.00 ml/min
3/5/2025 2:00 PM	40:00	6.88 pH	17.33 °C	715.47 µS/cm	0.33 mg/L	1.71 NTU	573.0 mV	25.90 ft	200.00 ml/min
3/5/2025 2:05 PM	45:00	6.88 pH	17.41 °C	732.70 µS/cm	0.22 mg/L	1.38 NTU	571.8 mV	25.90 ft	200.00 ml/min

Samples

Sample ID:	Description:

HAM-PT-15	Grab.

Low-Flow Test Report:

Test Date / Time: 4/3/2025 2:29:58 PM
Project: GP-Plant Hammond
Operator Name: Z. Webb

Location Name: INW-03 **Well Diameter: 2 in** **Casing Type: PVC** **Screen Length: 10 ft** **Top of Screen: 17.4 ft** **Total Depth: 27.4 ft** **Initial Depth to Water: 14.06 ft**	**Pump Type: Peristaltic** **Tubing Type: Polyethylene** **Pump Intake From TOC: 22.4 ft** **Estimated Total Volume Pumped: 4 liter** **Flow Cell Volume: 90 ml** **Final Flow Rate: 200 ml/min** **Final Draw Down: 0.09 ft**	**Instrument Used: Aqua TROLL 400** **Serial Number: 1179236**

Test Notes:
Parameters. Ferrous Iron: 1.0 mg/L, Total Iron: 1.5 mg/L.

Weather Conditions:
Sunny, 80 degrees F.

Low-Flow Readings:

Date Time	Elapsed Time	pH	Temperature	Specific Conductivity	RDO Concentration	Turbidity	ORP	Depth to Water	Flow
		+/- 0.1	+/- 0.5	+/- 5 %	+/- 0.2	+/- 5	+/- 10	+/- 0.3	
4/3/2025 2:29 PM	00:00	7.01 pH	19.86 °C	797.80 µS/cm	0.16 mg/L	6.01 NTU	14.3 mV	14.06 ft	200.00 ml/min
4/3/2025 2:34 PM	05:00	7.00 pH	20.06 °C	795.20 µS/cm	0.10 mg/L	7.35 NTU	9.1 mV	14.12 ft	200.00 ml/min
4/3/2025 2:39 PM	10:00	6.99 pH	20.12 °C	799.01 µS/cm	0.08 mg/L	5.91 NTU	14.2 mV	14.14 ft	200.00 ml/min
4/3/2025 2:44 PM	15:00	6.97 pH	20.00 °C	790.55 µS/cm	0.07 mg/L	5.73 NTU	16.3 mV	14.15 ft	200.00 ml/min

Samples

Sample ID:	Description:

Low-Flow Test Report:

Test Date / Time: 4/3/2025 8:53:57 AM
Project: GP-Plant Hammond
Operator Name: Z. Webb

Location Name: INW-04 **Well Diameter: 2 in** **Casing Type: PVC** **Screen Length: 10 ft** **Top of Screen: 35.3 ft** **Total Depth: 45.3 ft** **Initial Depth to Water: 26.62 ft**	**Pump Type: Peristaltic** **Tubing Type: Polyethylene** **Pump Intake From TOC: 40.3 ft** **Estimated Total Volume Pumped: 4 liter** **Flow Cell Volume: 90 ml** **Final Flow Rate: 200 ml/min** **Final Draw Down: 0.02 ft**	**Instrument Used: Aqua TROLL 400** **Serial Number: 1179236**

Test Notes:
Parameters. Ferrous Iron: 3.5 mg/L, Total Iron: 5.5 mg/L.

Weather Conditions:
Clear, 70 degrees F.

Low-Flow Readings:

Date Time	Elapsed Time	pH	Temperature	Specific Conductivity	RDO Concentration	Turbidity	ORP	Depth to Water	Flow
		+/- 0.1	+/- 0.5	+/- 5 %	+/- 0.2	+/- 5	+/- 10	+/- 0.3	
4/3/2025 8:53 AM	00:00	6.23 pH	19.15 °C	621.68 µS/cm	0.77 mg/L	++++	-30.5 mV	26.62 ft	200.00 ml/min
4/3/2025 8:58 AM	05:00	6.35 pH	19.04 °C	646.71 µS/cm	0.56 mg/L	++++	-44.0 mV	26.63 ft	200.00 ml/min
4/3/2025 9:03 AM	10:00	6.39 pH	19.17 °C	649.73 µS/cm	0.40 mg/L	78.10 NTU	-43.9 mV	26.64 ft	200.00 ml/min
4/3/2025 9:08 AM	15:00	6.44 pH	19.13 °C	653.51 µS/cm	0.42 mg/L	47.00 NTU	-47.1 mV	26.64 ft	200.00 ml/min

Samples

Sample ID:	Description:

Low-Flow Test Report:

Test Date / Time: 4/3/2025 10:20:34 AM
Project: GP-Plant Hammond
Operator Name: Y. Wang

Location Name: INW-05 **Well Diameter: 2 in** **Casing Type: PVC** **Screen Length: 10 ft** **Top of Screen: 35.3 ft** **Total Depth: 45.3 ft** **Initial Depth to Water: 26.12 ft**	**Pump Type: Bladder** **Tubing Type: Polyethylene** **Pump Intake From TOC: 40.3 ft** **Estimated Total Volume Pumped: 4 liter** **Flow Cell Volume: 90 ml** **Final Flow Rate: 200 ml/min** **Final Draw Down: 0.01 ft**	**Instrument Used: Aqua TROLL 400** **Serial Number: 1149710**

Test Notes:
Parameters. Ferrous Iron: 4.9 mg/L, Total Iron: 7.0 mg/L.

Weather Conditions:
Sunny,70 degrees F.

Low-Flow Readings:

Date Time	Elapsed Time	pH	Temperature	Specific Conductivity	RDO Concentration	Turbidity	ORP	Depth to Water	Flow
		+/- 0.1	+/- 0.5	+/- 5 %	+/- 0.2	+/- 5	+/- 10	+/- 0.3	
4/3/2025 10:20 AM	00:00	6.92 pH	19.33 °C	758.82 µS/cm	2.25 mg/L	++++	-78.1 mV	26.14 ft	200.00 ml/min
4/3/2025 10:25 AM	05:00	6.92 pH	18.82 °C	766.39 µS/cm	1.40 mg/L	++++	-71.2 mV	26.13 ft	200.00 ml/min
4/3/2025 10:30 AM	10:00	6.94 pH	18.73 °C	767.75 µS/cm	0.88 mg/L	++++	-74.3 mV	26.13 ft	200.00 ml/min
4/3/2025 10:35 AM	15:00	6.94 pH	18.73 °C	771.69 µS/cm	0.85 mg/L	125.1	-77.1 mV	26.13 ft	200.00 ml/min

Samples

Sample ID:	Description:

Low-Flow Test Report:

Test Date / Time: 4/3/2025 8:55:31 AM
Project: GP-Plant Hammond
Operator Name: Y. Wang

Location Name: PT-07 **Well Diameter: 2 in** **Casing Type: PVC** **Screen Length: 10 ft** **Top of Screen: 37.75 ft** **Total Depth: 47.75 ft** **Initial Depth to Water: 26.82 ft**	**Pump Type: Bladder** **Tubing Type: Polyethylene** **Pump Intake From TOC: 42.75 ft** **Estimated Total Volume Pumped: 5 liter** **Flow Cell Volume: 90 ml** **Final Flow Rate: 200 ml/min** **Final Draw Down: 0.1 ft**	**Instrument Used: Aqua TROLL 400** **Serial Number: 1149710**

Test Notes:
Full App. III and IV + Major Ions. Ferrous Iron: 4.3 mg/L. Total Iron: 5.5 mg/L.

Low-Flow Readings:

Date Time	Elapsed Time	pH	Temperature	Specific Conductivity	RDO Concentration	Turbidity	ORP	Depth to Water	Flow
		+/- 0.1	+/- 0.5	+/- 5 %	+/- 0.2	+/- 5	+/- 10	+/- 0.3	
4/3/2025 8:55 AM	00:00	6.91 pH	18.71 °C	755.53 µS/cm	1.31 mg/L	0.40 NTU	-92.3 mV	26.91 ft	200.00 ml/min
4/3/2025 9:00 AM	05:00	6.92 pH	18.70 °C	759.47 µS/cm	1.01 mg/L	0.43 NTU	-93.0 mV	26.92 ft	200.00 ml/min
4/3/2025 9:05 AM	10:00	6.92 pH	18.72 °C	759.46 µS/cm	0.91 mg/L	0.23 NTU	-88.0 mV	26.93 ft	200.00 ml/min
4/3/2025 9:10 AM	15:00	6.92 pH	18.71 °C	760.02 µS/cm	0.87 mg/L	0.27 NTU	-85.4 mV	26.92 ft	200.00 ml/min
4/3/2025 9:15 AM	20:00	6.92 pH	18.74 °C	759.60 µS/cm	0.78 mg/L	0.41 NTU	-83.5 mV	26.92 ft	200.00 ml/min

Samples

Sample ID:	Description:
HAM-PT-7	Grab

Low-Flow Test Report:

Test Date / Time: 4/2/2025 3:12:10 PM
Project: GP-Plant Hammond
Operator Name: Z. Webb

Location Name: PT-08 **Well Diameter: 2 in** **Casing Type: PVC** **Screen Length: 10 ft** **Top of Screen: 31.93 ft** **Total Depth: 41.93 ft** **Initial Depth to Water: 26.61 ft**	**Pump Type: Peristaltic** **Tubing Type: Polyethylene** **Pump Intake From TOC: 36.93 ft** **Estimated Total Volume Pumped: 20 liter** **Flow Cell Volume: 90 ml** **Final Flow Rate: 200 ml/min** **Final Draw Down: 0.02 ft**	**Instrument Used: Aqua TROLL 400** **Serial Number: 1179236**

Test Notes:
Full App. III and IV + Major Ions. Ferrous Iron: 0.4 mg/L. Total Iron: 1.0 mg/L.

Weather Conditions:
Sunny, 80 degrees F.

Low-Flow Readings:

Date Time	Elapsed Time	pH	Temperature	Specific Conductivity	RDO Concentration	Turbidity	ORP	Depth to Water	Flow
		+/- 0.1	+/- 0.5	+/- 5 %	+/- 0.2	+/- 5	+/- 10	+/- 0.3	
4/2/2025 3:12 PM	00:00	6.53 pH	24.84 °C	618.29 µS/cm	1.47 mg/L	++++	39.6 mV	26.61 ft	200.00 ml/min
4/2/2025 3:17 PM	05:00	6.46 pH	20.95 °C	678.88 µS/cm	0.46 mg/L	++++	47.2 mV	26.61 ft	200.00 ml/min
4/2/2025 3:22 PM	10:00	6.45 pH	20.87 °C	673.00 µS/cm	0.36 mg/L	++++	47.8 mV	26.62 ft	200.00 ml/min
4/2/2025 3:27 PM	15:00	6.47 pH	21.06 °C	671.95 µS/cm	0.29 mg/L	65.40 NTU	43.3 mV	26.62 ft	200.00 ml/min
4/2/2025 3:32 PM	20:00	6.49 pH	21.00 °C	683.70 µS/cm	0.20 mg/L	49.10 NTU	40.3 mV	26.63 ft	200.00 ml/min
4/2/2025 3:37 PM	25:00	6.49 pH	20.77 °C	685.33 µS/cm	0.19 mg/L	33.80 NTU	41.2 mV	26.63 ft	200.00 ml/min
4/2/2025 3:42 PM	30:00	6.50 pH	20.81 °C	678.70 µS/cm	0.16 mg/L	26.90 NTU	40.3 mV	26.63 ft	200.00 ml/min
4/2/2025 3:47 PM	35:00	6.50 pH	20.25 °C	681.51 µS/cm	0.15 mg/L	22.30 NTU	40.3 mV	26.63 ft	200.00 ml/min
4/2/2025 3:52 PM	40:00	6.50 pH	20.42 °C	677.65 µS/cm	0.14 mg/L	15.60 NTU	37.8 mV	26.63 ft	200.00 ml/min
4/2/2025 3:57 PM	45:00	6.51 pH	20.20 °C	680.67 µS/cm	0.13 mg/L	11.40 NTU	37.4 mV	26.63 ft	200.00 ml/min
4/2/2025 4:02 PM	50:00	6.51 pH	20.24 °C	687.60 µS/cm	0.14 mg/L	10.70 NTU	36.3 mV	26.63 ft	200.00 ml/min
4/2/2025 4:07 PM	55:00	6.51 pH	20.60 °C	685.39 µS/cm	0.12 mg/L	9.04 NTU	34.9 mV	26.63 ft	200.00 ml/min
4/2/2025 4:12 PM	01:00:00	6.51 pH	20.77 °C	685.48 µS/cm	0.11 mg/L	7.65 NTU	33.1 mV	26.63 ft	200.00 ml/min

4/2/2025 4:17 PM	01:05:00	6.51 pH	20.46 °C	677.12 µS/cm	0.10 mg/L	6.90 NTU	31.7 mV	26.63 ft	200.00 ml/min
4/2/2025 4:22 PM	01:10:00	6.50 pH	20.24 °C	678.83 µS/cm		6.23 NTU	33.4 mV	26.63 ft	200.00 ml/min
4/2/2025 4:27 PM	01:15:00	6.50 pH	19.94 °C	686.46 µS/cm	0.08 mg/L	5.99 NTU	32.3 mV	26.63 ft	200.00 ml/min
4/2/2025 4:32 PM	01:20:00	6.50 pH	19.96 °C	684.90 µS/cm	0.08 mg/L	5.75 NTU	31.6 mV	26.63 ft	200.00 ml/min
4/2/2025 4:37 PM	01:25:00	6.51 pH	19.94 °C	699.80 µS/cm	0.09 mg/L	5.40 NTU	30.7 mV	26.63 ft	200.00 ml/min
4/2/2025 4:42 PM	01:30:00	6.50 pH	19.95 °C	694.37 µS/cm	0.11 mg/L	4.63 NTU	30.0 mV	26.63 ft	200.00 ml/min
4/2/2025 4:47 PM	01:35:00	6.50 pH	20.01 °C	695.92 µS/cm	0.10 mg/L	4.55 NTU	29.3 mV	26.63 ft	200.00 ml/min

Samples

Sample ID:	Description:
HAM-PT-08	Grab.

Low-Flow Test Report:

Test Date / Time: 4/3/2025 1:17:23 PM
Project: GP-Plant Hammond
Operator Name: Z. Webb

Location Name: PT-09 **Well Diameter: 2 in** **Casing Type: PVC** **Screen Length: 10 ft** **Top of Screen: 20.47 ft** **Total Depth: 30.47 ft** **Initial Depth to Water: 17.37 ft**	**Pump Type: Peristaltic** **Tubing Type: Polyethylene** **Pump Intake From TOC: 21.9 ft** **Estimated Total Volume Pumped: 8 liter** **Flow Cell Volume: 90 ml** **Final Flow Rate: 200 ml/min** **Final Draw Down: 0.06 ft**	**Instrument Used: Aqua TROLL 400** **Serial Number: 1179236**

Test Notes:
Full App. III and IV + Major Ions. Ferrous Iron: 0 mg/L. Total Iron: 0.5 mg/L.

Weather Conditions:
Sunny, 80 degrees F.

Low-Flow Readings:

Date Time	Elapsed Time	pH	Temperature	Specific Conductivity	RDO Concentration	Turbidity	ORP	Depth to Water	Flow
		+/- 0.1	+/- 0.5	+/- 5 %	+/- 0.2	+/- 5	+/- 10	+/- 0.3	
4/3/2025 1:17 PM	00:00	6.73 pH	19.78 °C	718.45 µS/cm	0.11 mg/L	17.20 NTU	84.2 mV	17.37 ft	200.00 ml/min
4/3/2025 1:22 PM	05:00	6.75 pH	19.83 °C	697.18 µS/cm	0.09 mg/L	16.30 NTU	81.5 mV	17.39 ft	200.00 ml/min
4/3/2025 1:27 PM	10:00	6.76 pH	19.87 °C	708.10 µS/cm	0.07 mg/L	13.10 NTU	59.9 mV	17.41 ft	200.00 ml/min
4/3/2025 1:32 PM	15:00	6.77 pH	20.02 °C	706.40 µS/cm	0.07 mg/L	10.40 NTU	57.8 mV	17.42 ft	200.00 ml/min
4/3/2025 1:37 PM	20:00	6.78 pH	19.91 °C	712.37 µS/cm	0.06 mg/L	9.62 NTU	56.8 mV	17.43 ft	200.00 ml/min
4/3/2025 1:42 PM	25:00	6.77 pH	19.88 °C	716.13 µS/cm	0.06 mg/L	8.17 NTU	56.6 mV	17.43 ft	200.00 ml/min
4/3/2025 1:47 PM	30:00	6.78 pH	20.09 °C	714.20 µS/cm	0.06 mg/L	5.92 NTU	56.1 mV	17.43 ft	200.00 ml/min
4/3/2025 1:52 PM	35:00	6.78 pH	20.38 °C	716.18 µS/cm	0.05 mg/L	4.85 NTU	55.3 mV	17.43 ft	200.00 ml/min

Samples

Sample ID:	Description:
HAM-PT-09	Grab.

Created using VuSitu from In-Situ, Inc.

Low-Flow Test Report:

Test Date / Time: 4/3/2025 12:05:08 PM
Project: GP-Plant Hammond
Operator Name: Y. Wang

Location Name: PT-10 **Well Diameter: 2 in** **Casing Type: PVC** **Screen Length: 10 ft** **Top of Screen: 20.45 ft** **Total Depth: 30.45 ft** **Initial Depth to Water: 17.45 ft**	**Pump Type: Peri** **Tubing Type: Polyethylene** **Pump Intake From TOC: 25.45 ft** **Estimated Total Volume Pumped: 7 liter** **Flow Cell Volume: 90 ml** **Final Flow Rate: 200 ml/min** **Final Draw Down: 0.08 ft**	**Instrument Used: Aqua TROLL 400** **Serial Number: 1149710**

Test Notes:
Full App. III and IV + Major Ions. Ferrous Iron: 0 mg/L. Total Iron: 0 mg/L.

Weather Conditions:
Sunny, 65 degrees F.

Low-Flow Readings:

Date Time	Elapsed Time	pH	Temperature	Specific Conductivity	RDO Concentration	Turbidity	ORP	Depth to Water	Flow
		+/- 0.1	+/- 0.5	+/- 5 %	+/- 0.2	+/- 5	+/- 10	+/- 0.3	
4/3/2025 12:05 PM	00:00	6.76 pH	20.17 °C	754.15 µS/cm	0.17 mg/L	1.23 NTU	26.1 mV	17.46 ft	200.00 ml/min
4/3/2025 12:10 PM	05:00	6.77 pH	20.07 °C	753.51 µS/cm	0.15 mg/L	0.46 NTU	78.9 mV	17.51 ft	200.00 ml/min
4/3/2025 12:15 PM	10:00	6.77 pH	20.26 °C	758.01 µS/cm	0.13 mg/L	0.33 NTU	94.6 mV	17.53 ft	200.00 ml/min
4/3/2025 12:20 PM	15:00	6.79 pH	20.79 °C	761.76 µS/cm	0.13 mg/L	0.21 NTU	98.3 mV	17.51 ft	200.00 ml/min
4/3/2025 12:25 PM	20:00	6.80 pH	20.62 °C	764.99 µS/cm	0.12 mg/L	0.85 NTU	102.0 mV	17.52 ft	200.00 ml/min
4/3/2025 12:30 PM	25:00	6.81 pH	21.07 °C	769.62 µS/cm	0.11 mg/L	0.21 NTU	105.8 mV	17.52 ft	200.00 ml/min
4/3/2025 12:35 PM	30:00	6.82 pH	20.49 °C	767.32 µS/cm	0.11 mg/L	0.49 NTU	139.0 mV	17.52 ft	200.00 ml/min

Samples

Sample ID:	Description:
HAM-PT-10	Grab.

Low-Flow Test Report:

Test Date / Time: 4/3/2025 11:55:04 AM
Project: GP-Plant Hammond
Operator Name: Z. Webb

Location Name: PT-11 **Well Diameter: 2 in** **Casing Type: PVC** **Screen Length: 10 ft** **Top of Screen: 16.9 ft** **Total Depth: 26.9 ft** **Initial Depth to Water: 13.94 ft**	**Pump Type: Peristaltic** **Tubing Type: Polyethylene** **Pump Intake From TOC: 21.9 ft** **Estimated Total Volume Pumped: 10 liter** **Flow Cell Volume: 90 ml** **Final Flow Rate: 200 ml/min** **Final Draw Down: 0 ft**	**Instrument Used: Aqua TROLL 400** **Serial Number: 1179236**

Test Notes:
Full App. III and IV + Major Ions. Ferrous Iron: 0.5 mg/L. Total Iron: 0.5 mg/L.

Weather Conditions:
Sunny, 75 degrees F.

Low-Flow Readings:

Date Time	Elapsed Time	pH	Temperature	Specific Conductivity	RDO Concentration	Turbidity	ORP	Depth to Water	Flow
		+/- 0.1	+/- 0.5	+/- 5 %	+/- 0.2	+/- 5	+/- 10	+/- 0.3	
4/3/2025 11:55 AM	00:00	6.72 pH	19.58 °C	684.25 µS/cm	0.15 mg/L	12.10 NTU	119.6 mV	13.94 ft	200.00 ml/min
4/3/2025 12:00 PM	05:00	6.70 pH	19.53 °C	650.68 µS/cm	0.12 mg/L	11.40 NTU	97.5 mV	13.94 ft	200.00 ml/min
4/3/2025 12:05 PM	10:00	6.72 pH	19.61 °C	663.55 µS/cm	0.11 mg/L	8.53 NTU	65.0 mV	13.94 ft	200.00 ml/min
4/3/2025 12:10 PM	15:00	6.75 pH	19.63 °C	659.37 µS/cm	0.10 mg/L	6.41 NTU	59.5 mV	13.94 ft	200.00 ml/min
4/3/2025 12:15 PM	20:00	6.74 pH	19.75 °C	660.35 µS/cm	0.09 mg/L	6.18 NTU	56.6 mV	13.94 ft	200.00 ml/min
4/3/2025 12:20 PM	25:00	6.74 pH	20.04 °C	656.46 µS/cm	0.09 mg/L	5.45 NTU	55.2 mV	13.94 ft	200.00 ml/min
4/3/2025 12:25 PM	30:00	6.75 pH	19.89 °C	655.81 µS/cm	0.09 mg/L	4.32 NTU	54.2 mV	13.94 ft	200.00 ml/min

Samples

Sample ID:	Description:
HAM-PT-11	Grab.

Low-Flow Test Report:

Test Date / Time: 4/3/2025 1:30:16 PM
Project: GP-Plant Hammond
Operator Name: Y. Wang

Location Name: PT-12 **Well Diameter: 2 in** **Casing Type: PVC** **Screen Length: 10 ft** **Top of Screen: 17.3 ft** **Total Depth: 27.3 ft** **Initial Depth to Water: 13.86 ft**	**Pump Type: Peri** **Tubing Type: Polyethylene Pump** **Intake From TOC: 22.3 ft** **Estimated Total Volume Pumped: 10.8 liter** **Flow Cell Volume: 90 ml** **Final Flow Rate: 200 ml/min** **Final Draw Down: 0.06 ft**	**Instrument Used: Aqua TROLL 400** **Serial Number: 1149710**

Test Notes:
Full App. III and IV + Major Ions. Ferrous Iron: 0 mg/L. Total Iron: 0 mg/L.

Weather Conditions:
Sunny, 70 degrees F.

Low-Flow Readings:

Date Time	Elapsed Time	pH	Temperature	Specific Conductivity	RDO Concentration	Turbidity	ORP	Depth to Water	Flow
		+/- 0.1	+/- 0.5	+/- 5 %	+/- 0.2	+/- 5	+/- 10	+/- 0.3	
4/3/2025 1:30 PM	00:00	7.77 pH	31.87 °C	0.14 µS/cm	6.93 mg/L	9.19 NTU	160.0 mV	13.91 ft	200.00 ml/min
4/3/2025 1:35 PM	05:41	6.32 pH	21.47 °C	643.05 µS/cm	0.23 mg/L	6.41 NTU	224.2 mV	13.92 ft	200.00 ml/min
4/3/2025 1:36 PM	06:20	6.32 pH	20.76 °C	651.77 µS/cm	0.22 mg/L	6.23 NTU	283.5 mV	13.91 ft	200.00 ml/min
4/3/2025 1:37 PM	07:40	6.32 pH	20.41 °C	660.05 µS/cm	0.20 mg/L	6.18 NTU	302.2 mV	13.94 ft	200.00 ml/min
4/3/2025 1:42 PM	12:40	6.33 pH	19.77 °C	670.07 µS/cm	0.14 mg/L	9.81 NTU	439.9 mV	13.92 ft	200.00 ml/min
4/3/2025 1:47 PM	17:40	6.33 pH	19.96 °C	667.55 µS/cm	0.13 mg/L	9.41 NTU	455.2 mV	13.91 ft	200.00 ml/min
4/3/2025 1:52 PM	22:40	6.35 pH	20.13 °C	673.36 µS/cm	0.12 mg/L	9.21 NTU	589.3 mV	13.90 ft	200.00 ml/min
4/3/2025 1:55 PM	25:41	6.39 pH	20.22 °C	678.63 µS/cm	0.12 mg/L	10.24 NTU	412.4 mV	13.91 ft	200.00 ml/min
4/3/2025 2:00 PM	30:41	6.41 pH	20.14 °C	678.68 µS/cm	0.11 mg/L	8.44 NTU	485.1 mV	13.93 ft	200.00 ml/min
4/3/2025 2:05 PM	35:41	6.35 pH	20.00 °C	668.27 µS/cm	0.11 mg/L	4.59 NTU	484.4 mV	13.91 ft	200.00 ml/min
4/3/2025 2:10 PM	40:41	6.41 pH	20.21 °C	678.48 µS/cm	0.11 mg/L	4.32 NTU	480.7 mV	13.92 ft	200.00 ml/min
4/3/2025 2:15 PM	45:41	6.40 pH	20.05 °C	675.61 µS/cm	0.11 mg/L	4.78 NTU	485.5 mV	13.91 ft	200.00 ml/min
4/3/2025 2:20 PM	50:41	6.43 pH	20.21 °C	681.72 µS/cm	0.11 mg/L	2.97 NTU	485.4 mV	13.92 ft	200.00 ml/min

Samples

Sample ID:	Description:
HAM-PT-12	Grab.

Low-Flow Test Report:

Test Date / Time: 4/2/2025 2:40:14 PM
Project: GP-Plant Hammond
Operator Name: Y. Wang

Location Name: PT-13 **Well Diameter: 2 in** **Casing Type: PVC** **Screen Length: 10 ft** **Top of Screen: 35.3 ft** **Total Depth: 45.3 ft** **Initial Depth to Water: 26.38 ft**	**Pump Type: Bladder** **Tubing Type: Polyethylene** **Pump Intake From TOC: 40.3 ft** **Estimated Total Volume Pumped: 31.6 liter** **Flow Cell Volume: 90 ml** **Final Flow Rate: 200 ml/min** **Final Draw Down: -0.02 ft**	**Instrument Used: Aqua TROLL 400** **Serial Number: 1149710**

Test Notes:
Full App. III and IV + Major Ions. Ferrous Iron: 3.6 mg/L. Total Iron: 4.8 mg/L.

Weather Conditions:
Sunny, 70 degrees F.

Low-Flow Readings:

Date Time	Elapsed Time	pH	Temperature	Specific Conductivity	RDO Concentration	Turbidity	ORP	Depth to Water	Flow
		+/- 0.1	+/- 0.5	+/- 5 %	+/- 0.2	+/- 5	+/- 10	+/- 0.3	
4/2/2025 2:40 PM	00:00	6.85 pH	20.57 °C	737.04 µS/cm	0.38 mg/L	++++	-34.9 mV	26.42 ft	200.00 ml/min
4/2/2025 2:43 PM	03:31	6.85 pH	20.22 °C	745.58 µS/cm	0.30 mg/L	++++	-32.0 mV	26.40 ft	200.00 ml/min
4/2/2025 2:48 PM	08:22	6.86 pH	19.96 °C	737.21 µS/cm	0.21 mg/L	++++	-42.0 mV	26.41 ft	200.00 ml/min
4/2/2025 2:53 PM	13:22	6.86 pH	20.18 °C	746.43 µS/cm	0.19 mg/L	56.40 NTU	-31.4 mV	26.37 ft	200.00 ml/min
4/2/2025 2:58 PM	18:22	6.86 pH	20.06 °C	745.58 µS/cm	0.15 mg/L	46.70 NTU	-38.5 mV	26.35 ft	200.00 ml/min
4/2/2025 3:03 PM	23:22	6.86 pH	20.03 °C	745.77 µS/cm	0.13 mg/L	35.50 NTU	-40.8 mV	26.34 ft	200.00 ml/min
4/2/2025 3:08 PM	28:22	6.85 pH	19.99 °C	741.94 µS/cm	0.12 mg/L	28.20 NTU	-37.5 mV	26.34 ft	200.00 ml/min
4/2/2025 3:13 PM	33:22	6.86 pH	19.90 °C	746.76 µS/cm	0.11 mg/L	25.00 NTU	-40.1 mV	26.35 ft	200.00 ml/min
4/2/2025 3:18 PM	38:22	6.85 pH	20.37 °C	749.19 µS/cm	0.10 mg/L	23.30 NTU	-42.4 mV	26.35 ft	200.00 ml/min
4/2/2025 3:23 PM	43:22	6.85 pH	20.48 °C	748.04 µS/cm	0.09 mg/L	22.80 NTU	-41.5 mV	26.34 ft	200.00 ml/min
4/2/2025 3:28 PM	48:22	6.85 pH	20.22 °C	740.36 µS/cm	0.08 mg/L	20.90 NTU	-42.2 mV	26.35 ft	200.00 ml/min
4/2/2025 3:33 PM	53:22	6.84 pH	20.30 °C	739.48 µS/cm	0.08 mg/L	15.40 NTU	-40.6 mV	26.36 ft	200.00 ml/min
4/2/2025 3:38 PM	58:22	6.85 pH	20.49 °C	740.20 µS/cm	0.07 mg/L	17.70 NTU	-42.4 mV	26.35 ft	200.00 ml/min

4/2/2025 3:43 PM	01:03:22	6.85 pH	20.43 °C	739.47 µS/cm	0.07 mg/L	20.20 NTU	-43.3 mV	26.34 ft	200.00 ml/min
4/2/2025 3:48 PM	01:08:22	6.85 pH	19.99 °C	741.54 µS/cm	0.06 mg/L	19.40 NTU	-43.7 mV	26.35 ft	200.00 ml/min
4/2/2025 3:53 PM	01:13:22	6.85 pH	20.08 °C	740.56 µS/cm	0.06 mg/L	18.70 NTU	-43.7 mV	26.36 ft	200.00 ml/min
4/2/2025 3:58 PM	01:18:22	6.86 pH	19.97 °C	738.38 µS/cm	0.06 mg/L	13.90 NTU	-46.1 mV	26.35 ft	200.00 ml/min
4/2/2025 4:03 PM	01:23:22	6.85 pH	19.95 °C	737.63 µS/cm	0.06 mg/L	17.80 NTU	-46.4 mV	26.34 ft	200.00 ml/min
4/2/2025 4:08 PM	01:28:22	6.85 pH	20.24 °C	738.03 µS/cm	0.05 mg/L	20.30 NTU	-45.4 mV	26.35 ft	200.00 ml/min
4/2/2025 4:13 PM	01:33:22	6.86 pH	20.26 °C	737.09 µS/cm	0.06 mg/L	21.20 NTU	-46.6 mV	26.35 ft	200.00 ml/min
4/2/2025 4:18 PM	01:38:22	6.85 pH	20.09 °C	734.90 µS/cm	0.05 mg/L	20.80 NTU	-44.1 mV	26.32 ft	200.00 ml/min
4/2/2025 4:23 PM	01:43:22	6.86 pH	19.86 °C	735.25 µS/cm	0.04 mg/L	19.80 NTU	-46.3 mV	26.35 ft	200.00 ml/min
4/2/2025 4:28 PM	01:48:22	6.86 pH	19.99 °C	738.07 µS/cm	0.05 mg/L	35.50 NTU	-50.9 mV	26.34 ft	200.00 ml/min
4/2/2025 4:33 PM	01:53:22	6.85 pH	19.96 °C	733.77 µS/cm	0.08 mg/L	25.60 NTU	-47.0 mV	26.35 ft	200.00 ml/min
4/2/2025 4:38 PM	01:58:22	6.85 pH	20.20 °C	733.46 µS/cm	0.07 mg/L	12.30 NTU	-51.7 mV	26.32 ft	200.00 ml/min
4/2/2025 4:43 PM	02:03:22	6.86 pH	19.95 °C	731.35 µS/cm	0.05 mg/L	10.33 NTU	-50.3 mV	26.36 ft	200.00 ml/min
4/2/2025 4:48 PM	02:08:22	6.85 pH	20.09 °C	734.77 µS/cm	0.04 mg/L	7.91 NTU	-50.2 mV	26.37 ft	200.00 ml/min
4/2/2025 4:53 PM	02:13:22	6.86 pH	19.88 °C	734.66 µS/cm	0.04 mg/L	6.61 NTU	-51.2 mV	26.33 ft	200.00 ml/min
4/2/2025 4:58 PM	02:18:22	6.85 pH	20.03 °C	734.55 µS/cm	0.04 mg/L	4.96 NTU	-51.3 mV	26.36 ft	200.00 ml/min
4/2/2025 5:03 PM	02:23:22	6.85 pH	19.89 °C	734.66 µS/cm	0.04 mg/L	4.55 NTU	-51.7 mV	26.35 ft	200.00 ml/min
4/2/2025 5:08 PM	02:28:22	6.85 pH	19.80 °C	733.67 µS/cm	0.04 mg/L	4.91 NTU	-50.5 mV	26.32 ft	200.00 ml/min
4/2/2025 5:12 PM	02:32:29	6.85 pH	19.86 °C	731.33 µS/cm	0.04 mg/L	4.97 NTU	-50.1 mV	26.36 ft	200.00 ml/min

Samples

Sample ID:	Description:
HAM-PT-13	Grab

Low-Flow Test Report:

Test Date / Time: 4/2/2025 12:43:25 PM
Project: GP-Plant Hammond
Operator Name: Z. Webb

Location Name: PT-14 **Well Diameter: 2 in** **Casing Type: PVC** **Screen Length: 10 ft** **Top of Screen: 35.3 ft** **Total Depth: 45.3 ft** **Initial Depth to Water: 26.34 ft**	**Pump Type: Peristaltic** **Tubing Type: Polyethylene** **Pump Intake From TOC: 40.3 ft** **Estimated Total Volume Pumped: 13 liter** **Flow Cell Volume: 90 ml** **Final Flow Rate: 200 ml/min** **Final Draw Down: 0.07 ft**	**Instrument Used: Aqua TROLL 400** **Serial Number: 1179236**

Test Notes:
Full App. III and IV + Major Ions. Ferrous Iron: 4.4 mg/L. Total Iron: 7.0 mg/L.

Weather Conditions:
Sunny, 70 degrees F.

Low-Flow Readings:

Date Time	Elapsed Time	pH	Temperature	Specific Conductivity	RDO Concentration	Turbidity	ORP	Depth to Water	Flow
		+/- 0.1	+/- 0.5	+/- 5 %	+/- 0.2	+/- 5	+/- 10	+/- 0.3	
4/2/2025 12:43 PM	00:00	6.89 pH	20.77 °C	738.95 µS/cm	0.61 mg/L	31.50 NTU	-89.5 mV	26.34 ft	200.00 ml/min
4/2/2025 12:48 PM	05:00	6.94 pH	20.15 °C	723.95 µS/cm	0.63 mg/L	28.70 NTU	-105.9 mV	26.33 ft	200.00 ml/min
4/2/2025 12:53 PM	10:00	6.95 pH	20.28 °C	698.22 µS/cm	0.45 mg/L	25.00 NTU	-107.8 mV	26.38 ft	200.00 ml/min
4/2/2025 12:58 PM	15:00	6.95 pH	20.18 °C	734.81 µS/cm	0.33 mg/L	22.30 NTU	-95.9 mV	26.40 ft	200.00 ml/min
4/2/2025 1:03 PM	20:00	6.95 pH	20.37 °C	721.70 µS/cm	0.27 mg/L	18.10 NTU	-97.5 mV	26.41 ft	200.00 ml/min
4/2/2025 1:08 PM	25:00	6.96 pH	20.36 °C	655.23 µS/cm	0.20 mg/L	14.30 NTU	-98.3 mV	26.41 ft	200.00 ml/min
4/2/2025 1:14 PM	30:56	6.96 pH	20.46 °C	723.31 µS/cm	0.19 mg/L	11.90 NTU	-86.8 mV	26.41 ft	200.00 ml/min
4/2/2025 1:19 PM	35:56	6.97 pH	20.37 °C	749.94 µS/cm	0.16 mg/L	9.63 NTU	-111.9 mV	26.41 ft	200.00 ml/min
4/2/2025 1:24 PM	40:56	6.96 pH	20.82 °C	724.58 µS/cm	0.18 mg/L	8.28 NTU	-112.9 mV	26.41 ft	200.00 ml/min
4/2/2025 1:29 PM	45:56	6.96 pH	20.67 °C	703.48 µS/cm	0.15 mg/L	7.72 NTU	-101.6 mV	26.41 ft	200.00 ml/min
4/2/2025 1:34 PM	50:56	6.96 pH	20.87 °C	714.10 µS/cm	0.15 mg/L	6.21 NTU	-101.8 mV	26.41 ft	200.00 ml/min
4/2/2025 1:39 PM	55:56	6.96 pH	20.83 °C	722.10 µS/cm	0.12 mg/L	5.52 NTU	-102.4 mV	26.41 ft	200.00 ml/min
4/2/2025 1:44 PM	01:00:56	6.96 pH	20.72 °C	726.72 µS/cm	0.11 mg/L	4.58 NTU	-102.3 mV	26.41 ft	200.00 ml/min

Samples

Sample ID:	Description:
HAM-PT-14	Grab.
HAM-AP1-FD-01	Grab.

Low-Flow Test Report:

Test Date / Time: 4/2/2025 12:24:21 PM
Project: GP-Plant Hammond
Operator Name: Y. Wang

Location Name: PT-15 **Well Diameter: 2 in** **Casing Type: PVC** **Screen Length: 10 ft** **Top of Screen: 35.3 ft** **Total Depth: 45.3 ft** **Initial Depth to Water: 26.25 ft**	**Pump Type: Bladder** **Tubing Type: Polyethylene** **Pump Intake From TOC: 40.3 ft** **Estimated Total Volume Pumped: 8 liter** **Flow Cell Volume: 90 ml** **Final Flow Rate: 200 ml/min** **Final Draw Down: -0.02 ft**	**Instrument Used: Aqua TROLL 400** **Serial Number: 1149710**

Test Notes:
Full App. III and IV + Major Ions. Ferrous Iron: 1.2 mg/L. Total Iron: 2.0 mg/L.

Weather Conditions:
Sunny, 70 degrees F.

Low-Flow Readings:

Date Time	Elapsed Time	pH	Temperature	Specific Conductivity	RDO Concentration	Turbidity	ORP	Depth to Water	Flow
		+/- 0.1	+/- 0.5	+/- 5 %	+/- 0.2	+/- 5	+/- 10	+/- 0.3	
4/2/2025 12:24 PM	00:00	6.77 pH	19.42 °C	753.62 µS/cm	0.57 mg/L	5.86 NTU	25.0 mV	26.25 ft	200.00 ml/min
4/2/2025 12:29 PM	05:00	6.78 pH	19.59 °C	749.15 µS/cm	0.45 mg/L	4.32 NTU	59.4 mV	26.21 ft	200.00 ml/min
4/2/2025 12:34 PM	10:00	6.78 pH	19.55 °C	750.26 µS/cm	0.31 mg/L	2.66 NTU	48.8 mV	26.22 ft	200.00 ml/min
4/2/2025 12:39 PM	15:00	6.78 pH	19.54 °C	751.76 µS/cm	0.26 mg/L	3.63 NTU	49.4 mV	26.23 ft	200.00 ml/min
4/2/2025 12:44 PM	20:00	6.78 pH	19.62 °C	733.28 µS/cm	0.20 mg/L	2.76 NTU	49.3 mV	26.22 ft	200.00 ml/min
4/2/2025 12:49 PM	25:00	6.78 pH	19.53 °C	728.82 µS/cm	0.19 mg/L	1.05 NTU	52.3 mV	26.24 ft	200.00 ml/min
4/2/2025 12:54 PM	30:00	6.78 pH	19.71 °C	724.63 µS/cm	0.15 mg/L	1.57 NTU	49.8 mV	26.25 ft	200.00 ml/min
4/2/2025 12:59 PM	35:00	6.78 pH	19.65 °C	728.24 µS/cm	0.13 mg/L	1.05 NTU	48.8 mV	26.23 ft	200.00 ml/min

Samples

Sample ID:	Description:
HAM-PT-15	Grab.

Created using VuSitu from In-Situ, Inc.

Calibration Forms

Site Name Plant Hammond

Calibrated By T. Kessler

Field Instrumentation Calibration Form

Date 8/1/2024

Field Conditions Clear, 75°

Instrument	Manufactuer/ Model	Serial Number
Water Quality Meter	Aquaflow	968702
Turbidity Meter	Lamotte	

Calibration Standard Information				
Parameter	Standard	Lot #	Date of Expiration	Brand
Specific Conductance (µS/cm)	4 490	24005593	12/24	Insitu
pH (SU)	4 00	24004497	12/24	↓
pH (SU)	7 00	24000085	12/24	
pH (SU)	10 00	24000085	12/24	
D O (%)	N/A	—	—	
ORP (mV)	228 0	24006903	11/24	

Calibration					
Time Start		Time Finish			
Parameter	Standard	Calibration Value	Calibration Solution Temperature (°C)	Acceptance Criteria	Reference
Specific Conductance (µS/cm)	4,490	4490	27.15	± 10% of standard	EPA 2023
pH (SU)	4 00	4.0	27.09	± 0 1	GWMP
pH (SU)	7 00	7.0	26.99	± 0 1	GWMP
pH (SU)	10 00	10.00	27.14	± 0 1	GWMP
D O (%)	N/A	~~10.0~~ 100	26.20	± 10%	NA
ORP (mV)	228 0	228	26.59	± 10	EPA 2023

	Standard	Calibration Value	Acceptance Criteria	Reference
Turbidity (NTU)	0	0	± 10% of standard	EPA 2023
	1	0.93		
	10	10.0		
	—	—		

Calibration Check					
Time Start		Time Finish			
Parameter	Standard	Calibration Value	Calibration Solution Temperature (°C)	Acceptance Criteria	Reference
Specific Conductance (µS/cm)	4,490	4400	33.04	± 10% of standard	EPA 2023
pH (SU)	4 00	4.00	33.04	± 0 1	GWMP
pH (SU)	7 00	6.95	30.17	± 0 1	GWMP
pH (SU)	10 00	9.95	28.66	± 0 1	GWMP

	Standard	Calibration Value	Acceptance Criteria	Reference
Turbidity (NTU)	0	0.00	± 10% of standard	EPA 2023
	1	1.02		
	10	9.90		
	—	—		

Notes

~~HGOC-13~~

PT-07

PT-08

PT-13

PT-141

~~PT-185~~

Site Name Hammond

Calibrated By Jacob Tracy

Field Instrumentation Calibration Form

Date 7/31/2024

Field Conditions Sunny

Instrument	Manufactuer/ Model	Serial Number
Water Quality Meter	In situ	850724
Turbidity Meter	Lamotte	41-04-2023

Calibration Standard Information

Parameter	Standard	Lot #	Date of Expiration	Brand
Specific Conductance (µS/cm)	4,490	24003597	11/24	AIR
pH (SU)	4.00	↓	11/24	AIR
pH (SU)	7.00	24003597	11/24	AIR
pH (SU)	10.00	24000085	12/24	
D.O. (%)	N/A			
ORP (mV)	228.0	24000403	12/24	AIR

Calibration

Time Start

Time Finish

Parameter	Standard	Calibration Value	Calibration Solution Temperature (°C)	Acceptance Criteria	Reference
Specific Conductance (µS/cm)	4,490	4473.9	22.3	± 10% of standard	EPA 2023
pH (SU)	4.00	3.99	22.35	± 0.1	GWMP
pH (SU)	7.00	6.97	22.24	± 0.1	GWMP
pH (SU)	10.00	9.93	22.22	± 0.1	GWMP
D.O. (%)	N/A	102.34	21.54	± 10%	NA
ORP (mV)	228.0	228.7	22.22	± 10	EPA 2023

	Standard	Calibration Value	Acceptance Criteria	Reference
Turbidity (NTU)	0	0	± 10% of standard	EPA 2023
	1	0.92		
	10	10.05		

Calibration Check

Time Start

Time Finish

Parameter	Standard	Calibration Value	Calibration Solution Temperature (°C)	Acceptance Criteria	Reference
Specific Conductance (µS/cm)	4,490			± 10% of standard	EPA 2023
pH (SU)	4.00			± 0.1	GWMP
pH (SU)	7.00			± 0.1	GWMP
pH (SU)	10.00			± 0.1	GWMP

	Standard	Calibration Value	Acceptance Criteria	Reference
Turbidity (NTU)	0	0.0	± 10% of standard	EPA 2023
	1	1		
	10	10.6		

Notes:

Site Name Hammond

Calibrated By Jacob Tracy

Field Instrumentation Calibration Form

Date 08/01/24

Field Conditions Clear

Instrument	Manufactuer/ Model	Serial Number
Water Quality Meter	In-situ	850-724
Turbidity Meter	Hamotte	4104-2623

Calibration Standard Information				
Parameter	Standard	Lot #	Date of Expiration	Brand
Specific Conductance (µS/cm)	4,490			
pH (SU)	4.00			
pH (SU)	7.00			
pH (SU)	10.00			
D.O. (%)	N/A			
ORP (mV)	228.0			

JT 08/1/24

Calibration					
Time Start		Time Finish			
Parameter	Standard	Calibration Value	Calibration Solution Temperature (°C)	Acceptance Criteria	Reference
Specific Conductance (µS/cm)	4,490	4470	22.76	± 10% of standard	EPA 2023
pH (SU)	4.00	4.02	↓	± 0.1	GWMP
pH (SU)	7.00	7.03		± 0.1	GWMP
pH (SU)	10.00	10.02	22.96	± 0.1	GWMP
D.O. (%)	N/A		90.51	± 10%	NA
ORP (mV)	228.0	232		± 10	EPA 2023

	Standard	Calibration Value	Acceptance Criteria	Reference
Turbidity (NTU)	0	0	± 10% of standard	EPA 2023
	1	0.97		
	10	10.9		

Calibration Check					
Time Start		Time Finish			
Parameter	Standard	Calibration Value	Calibration Solution Temperature (°C)	Acceptance Criteria	Reference
Specific Conductance (µS/cm)	4,490			± 10% of standard	EPA 2023
pH (SU)	4.00			± 0.1	GWMP
pH (SU)	7.00			± 0.1	GWMP
pH (SU)	10.00			± 0.1	GWMP

	Standard	Calibration Value	Acceptance Criteria	Reference
Turbidity (NTU)	0	0	± 10% of standard	EPA 2023
	1	1.02		
	10	10.3		

Notes

Site Name: Hammond

Calibrated By: Elisabeth Russell

Field Instrumentation Calibration Form

Date: 8/5/24

Field Conditions: Hot.

Instrument	Manufactuer/ Model	Serial Number
Water Quality Meter	Aquaprobe	1080293
Turbidity Meter	LaMotte 2020e	SN596-3819

Calibration Standard Information				
Parameter	Standard	Lot #	Date of Expiration	Brand
Specific Conductance (µS/cm)	4,490	24005593	12/24	AR
pH (SU)	4.00	24005593	12/24	AR
pH (SU)	7.00	24004517	12/24	AR
pH (SU)	10.00	24000085	12/24	AR
D.O. (%)	N/A	—	—	AR
ORP (mV)	228.0	24006903	12/24	

Calibration					
Time Start	1500	Time Finish	1535		
Parameter	Standard	Calibration Value	Calibration Solution Temperature (°C)	Acceptance Criteria	Reference
Specific Conductance (µS/cm)	4,490	~~4490 37.29~~	37.29	± 10% of standard	EPA 2023
pH (SU)	4.00	4.0	37.06	± 0.1	GWMP
pH (SU)	7.00	7.0	36.11	± 0.1	GWMP
pH (SU)	10.00	10.0	36.09	± 0.1	GWMP
D.O. (%)	N/A	100%	~~[illegible]~~ 35.02	± 10%	NA
ORP (mV)	228.0	228	~~[illegible]~~ 35.38	± 10	EPA 2023

	Standard	Calibration Value	Acceptance Criteria	Reference
Turbidity (NTU)	0.0	0.0	± 10% of standard	EPA 2023
	1.0	1.02		
	10.0	9.89		

Calibration Check					
Time Start		Time Finish			
Parameter	Standard	Calibration Value	Calibration Solution Temperature (°C)	Acceptance Criteria	Reference
Specific Conductance (µS/cm)	4,490			± 10% of standard	EPA 2023
pH (SU)	4.00			± 0.1	GWMP
pH (SU)	7.00			± 0.1	GWMP
pH (SU)	10.00			± 0.1	GWMP

	Standard	Calibration Value	Acceptance Criteria	Reference
Turbidity (NTU)			± 10% of standard	EPA 2023

N/A

Notes:

Site Name: Hammond

Field Instrumentation Calibration Form

Date: 8/6/24

Calibrated By: Elisabeth Russell

Field Conditions: 70-90, sunny

Instrument	Manufactuer/ Model	Serial Number
Water Quality Meter	Aquaprobe 900	1080293
Turbidity Meter	Lamotte 2020wi	~~1080293~~ ER SN 1596-3019

Calibration Standard Information				
Parameter	Standard	Lot #	Date of Expiration	Brand
Specific Conductance (µS/cm)	4,490	24005593	12/24	AIR
pH (SU)	4.00	24005593	12/24	AIR
pH (SU)	7.00	24009517	12/24	AIR
pH (SU)	10.00	24000085	12/24	AIR
D.O. (%)	N/A	—	—	AIR
ORP (mV)	228.0	24006903	12/24	AIR

Calibration					
Time Start	730	Time Finish	800		
Parameter	Standard	Calibration Value	Calibration Solution Temperature (°C)	Acceptance Criteria	Reference
Specific Conductance (µS/cm)	4,490	4490	27.34	± 10% of standard	EPA 2023
pH (SU)	4.00	4.0	27.42	± 0.1	GWMP
pH (SU)	7.00	7.0	27.93	± 0.1	GWMP
pH (SU)	10.00	10.0	28.41	± 0.1	GWMP
D.O. (%)	N/A	100%	28.38	± 10%	NA
ORP (mV)	228.0	228	28.07	± 10	EPA 2023

	Standard	Calibration Value	Acceptance Criteria	Reference
Turbidity (NTU)	0	0.02	± 10% of standard	EPA 2023
	1	1.07		
	10	9.2		

Calibration Check					
Time Start		Time Finish			
Parameter	Standard	Calibration Value	Calibration Solution Temperature (°C)	Acceptance Criteria	Reference
Specific Conductance (µS/cm)	4,490			± 10% of standard	EPA 2023
pH (SU)	4.00			± 0.1	GWMP
pH (SU)	7.00			± 0.1	GWMP
pH (SU)	10.00			± 0.1	GWMP

	Standard	Calibration Value	Acceptance Criteria	Reference
Turbidity (NTU)			± 10% of standard	EPA 2023

Notes: Second well unexpectedly took 3.5 hours, no mid day calibration

Site Name: Hammond

Calibrated By: E Russell

Field Instrumentation Calibration Form

Date: 8/7/24

Field Conditions: 70-90, sunny

Instrument	Manufactuer/ Model	Serial Number
Water Quality Meter	Aquaroll 900	10800293
Turbidity Meter	Lamotte 2020e	SN1596-3019

Calibration Standard Information				
Parameter	Standard	Lot #	Date of Expiration	Brand
Specific Conductance (µS/cm)	4,490	24005593	12/24	AIR
pH (SU)	4.00	24005593	12/24	AIR
pH (SU)	7.00	24004517	12/24	AIR
pH (SU)	10.00	24000085	12/24	AIR
D.O. (%)	N/A	—	—	—
ORP (mV)	228.0	24006903	12/24	AIR

Calibration					
Time Start	800	Time Finish	835		
Parameter	Standard	Calibration Value	Calibration Solution Temperature (°C)	Acceptance Criteria	Reference
Specific Conductance (µS/cm)	4,490	4490	29.11	± 10% of standard	EPA 2023
pH (SU)	4.00	4.0	29.69	± 0.1	GWMP
pH (SU)	7.00	7.0	29.77	± 0.1	GWMP
pH (SU)	10.00	10.0	29.85	± 0.1	GWMP
D.O. (%)	N/A	—	29.81	± 10%	NA
ORP (mV)	228.0	228	29.39	± 10	EPA 2023

	Standard	Calibration Value	Acceptance Criteria	Reference
Turbidity (NTU)	0	0.1	± 10% of standard	EPA 2023
	1	1.0		
	10	9.92		

Calibration Check					
Time Start	1300	Time Finish	1315		
Parameter	Standard	Calibration Value	Calibration Solution Temperature (°C)	Acceptance Criteria	Reference
Specific Conductance (µS/cm)	4,490	4497	35.20	± 10% of standard	EPA 2023
pH (SU)	4.00	4.0	35.71	± 0.1	GWMP
pH (SU)	7.00	7.0	35.03	± 0.1	GWMP
pH (SU)	10.00	10.0	35.13	± 0.1	GWMP

	Standard	Calibration Value	Acceptance Criteria	Reference
Turbidity (NTU)	0	0.13	± 10% of standard	EPA 2023
	1	1.1		
	10	9.97		

Notes:

Site Name: Hammond

Calibrated By: E. Russell

Field Instrumentation Calibration Form

Date: 8/8/24

Field Conditions: 70-95, sunny

Instrument	Manufactuer/ Model	Serial Number
Water Quality Meter	YSI Pro Plus	1080293
Turbidity Meter	LaMotte 2020t	SN-19963019

Calibration Standard Information				
Parameter	Standard	Lot #	Date of Expiration	Brand
Specific Conductance (µS/cm)	4,490	24005593	12/24	AIR
pH (SU)	4.00	24005593	12/24	AIR
pH (SU)	7.00	24009517	12/24	AIR
pH (SU)	10.00	24000085	12/24	AIR
D.O. (%)	N/A	—	—	—
ORP (mV)	228.0	24006905	12/24	AIR

Calibration					
Time Start 900		Time Finish			
Parameter	Standard	Calibration Value	Calibration Solution Temperature (°C)	Acceptance Criteria	Reference
Specific Conductance (µS/cm)	4,490	4490	28.17	± 10% of standard	EPA 2023
pH (SU)	4.00	4.0	28.54	± 0.1	GWMP
pH (SU)	7.00	7.0	28.78	± 0.1	GWMP
pH (SU)	10.00	10.0	28.62	± 0.1	GWMP
D.O. (%)	N/A	100%	28.18	± 10%	NA
ORP (mV)	228.0	228	28.87	± 10	EPA 2023

	Standard	Calibration Value	Acceptance Criteria	Reference
Turbidity (NTU)	0	-0.07	± 10% of standard	EPA 2023
	1	1.0		
	10	9.90		

Calibration Check					
Time Start 1410		Time Finish 1430			
Parameter	Standard	Calibration Value	Calibration Solution Temperature (°C)	Acceptance Criteria	Reference
Specific Conductance (µS/cm)	4,490	4490	35.64	± 10% of standard	EPA 2023
pH (SU)	4.00	4.0	35.33	± 0.1	GWMP
pH (SU)	7.00	7.0	34.26	± 0.1	GWMP
pH (SU)	10.00	10.0	33.45	± 0.1	GWMP

	Standard	Calibration Value	Acceptance Criteria	Reference
Turbidity (NTU)	0	-0.10	± 10% of standard	EPA 2023
	1	1.07		
	10	9.98		

Notes:

Site Name: Plant Hammond

Field Instrumentation Calibration Form

Date: 8/9/24

Calibrated By: E. Russell

Field Conditions: 70-80, Sun

Instrument	Manufactuer/ Model	Serial Number
Water Quality Meter	Aquaprobe 700	1080293
Turbidity Meter	LaMotte 2020	1596-3019

Calibration Standard Information				
Parameter	Standard	Lot #	Date of Expiration	Brand
Specific Conductance (µS/cm)	4,490	24005593	12/24	AIR
pH (SU)	4.00	24005593	12/24	AIR
pH (SU)	7.00	24004517	12/24	AIR
pH (SU)	10.00	24000085	12/24	AIR
D.O. (%)	N/A	—	—	Air
ORP (mV)	228.0	24006903	12/24	AIR

Calibration					
Time Start	805	Time Finish	825		
Parameter	Standard	Calibration Value	Calibration Solution Temperature (°C)	Acceptance Criteria	Reference
Specific Conductance (µS/cm)	4,490	4490	26.50	± 10% of standard	EPA 2023
pH (SU)	4.00	4.0	26.89	± 0.1	GWMP
pH (SU)	7.00	7.0	27.98	± 0.1	GWMP
pH (SU)	10.00	10.0	27.89	± 0.1	GWMP
D.O. (%)	N/A	—	27.98	± 10%	NA
ORP (mV)	228.0	228	27.94	± 10	EPA 2023

	Standard	Calibration Value	Acceptance Criteria	Reference
Turbidity (NTU)	0	0.0	± 10% of standard	EPA 2023
	1	1.09		
	10	9.97		

Calibration Check					
Time Start	1240	Time Finish	1257		
Parameter	Standard	Calibration Value	Calibration Solution Temperature (°C)	Acceptance Criteria	Reference
Specific Conductance (µS/cm)	4,490	4490	36.2	± 10% of standard	EPA 2023
pH (SU)	4.00	4.0	35.7	± 0.1	GWMP
pH (SU)	7.00	7.0	35.04	± 0.1	GWMP
pH (SU)	10.00	10.0	35.18	± 0.1	GWMP

	Standard	Calibration Value	Acceptance Criteria	Reference
Turbidity (NTU)	0	0.02	± 10% of standard	EPA 2023
	1	1.1		
	10	9.97		

Notes:

Site Name: [redacted] Hammond

Field Instrumentation Calibration Form

Date: 8/12/24

Calibrated By: ERussell

Field Conditions: 70-90, Sunny

Instrument	Manufactuer/ Model	Serial Number
Water Quality Meter	Aquadroll 900	1080293
Turbidity Meter	LaMotte 2020	SN1596-3019

Calibration Standard Information				
Parameter	Standard	Lot #	Date of Expiration	Brand
Specific Conductance (µS/cm)	4,490	24005593	12/24	ASR
pH (SU)	4.00	24005593	12/24	ASR
pH (SU)	7.00	24004517	12/24	ASR
pH (SU)	10.00	24000085	12/24	ASR
D.O. (%)	N/A	—	—	ASR
ORP (mV)	228.0	24006903	12/24	ASR

Calibration					
Time Start 735		Time Finish 755			
Parameter	Standard	Calibration Value	Calibration Solution Temperature (°C)	Acceptance Criteria	Reference
Specific Conductance (µS/cm)	4,490	4490	22.06	± 10% of standard	EPA 2023
pH (SU)	4.00	4.0	22.13	± 0.1	GWMP
pH (SU)	7.00	7.0	22.67	± 0.1	GWMP
pH (SU)	10.00	10.0	23.02	± 0.1	GWMP
D.O. (%)	N/A	100	22.80	± 10%	NA
ORP (mV)	228.0	228	23.08	± 10	EPA 2023

	Standard	Calibration Value	Acceptance Criteria	Reference
Turbidity (NTU)	0	.23	± 10% of standard	EPA 2023
	1	1.07		
	10	9.98		

Calibration Check					
Time Start		Time Finish			
Parameter	Standard	Calibration Value	Calibration Solution Temperature (°C)	Acceptance Criteria	Reference
Specific Conductance (µS/cm)	4,490			± 10% of standard	EPA 2023
pH (SU)	4.00			± 0.1	GWMP
pH (SU)	7.00			± 0.1	GWMP
pH (SU)	10.00			± 0.1	GWMP

	Standard	Calibration Value	Acceptance Criteria	Reference
Turbidity (NTU)			± 10% of standard	EPA 2023

N/A

Notes:

done before 2pm no mid day calibration

Site Name: Hammond

Field Instrumentation Calibration Form

Date: 08/13/24

Calibrated By: Jacob Tracy

Field Conditions:

Instrument	Manufactuer/ Model	Serial Number
Water Quality Meter	108DA7	AJR
Turbidity Meter		

Calibration Standard Information				
Parameter	Standard	Lot #	Date of Expiration	Brand
Specific Conductance (µS/cm)	4,490	24005393	12/24	AJR
pH (SU)	4.00	↓	↓	
pH (SU)	7.00	24004317	12/24	AJR
pH (SU)	10.00	24000085	12/24	AJR
D.O. (%)	N/A			
ORP (mV)	228.0	24006903	12/24	AJR

Calibration					
Time Start		Time Finish			
Parameter	Standard	Calibration Value	Calibration Solution Temperature (°C)	Acceptance Criteria	Reference
Specific Conductance (µS/cm)	4,490	4490	24.48	± 10% of standard	EPA 2023
pH (SU)	4.00	4	24.50	± 0.1	GWMP
pH (SU)	7.00	7	24.50	± 0.1	GWMP
pH (SU)	10.00	9.96	25.12	± 0.1	GWMP
D.O. (%)	N/A	108	24.87	± 10%	NA
ORP (mV)	228.0	227.2	24.97	± 10	EPA 2023

	Standard	Calibration Value	Acceptance Criteria	Reference
Turbidity (NTU)	0	0	± 10% of standard	EPA 2023
	1	0.96		
	10	10.01		

Calibration Check					
Time Start		Time Finish			
Parameter	Standard	Calibration Value	Calibration Solution Temperature (°C)	Acceptance Criteria	Reference
Specific Conductance (µS/cm)	4,490	4381	25.61	± 10% of standard	EPA 2023
pH (SU)	4.00	4.02	25.62	± 0.1	GWMP
pH (SU)	7.00	7.21	25.72	± 0.1	GWMP
pH (SU)	10.00	10.02	25.75	± 0.1	GWMP

	Standard	Calibration Value	Acceptance Criteria	Reference
Turbidity (NTU)	0	0	± 10% of standard	EPA 2023
	1	0.99		
	10	10.4		

Notes:

Site Name: Hammond

Calibrated By: J. Tracy

Field Instrumentation Calibration Form

Date: 08/13/24

Field Conditions: Sunny

Instrument	Manufactuer/ Model	Serial Number
Water Quality Meter	In Situ	1080297
Turbidity Meter	Hach	

Calibration Standard Information				
Parameter	Standard	Lot #	Date of Expiration	Brand
Specific Conductance (µS/cm)	4,490	24005593	12/24	Apt
pH (SU)	4.00			
pH (SU)	7.00	24004517	12/24	
pH (SU)	10.00	24000083	12/24	
D.O. (%)	N/A			
ORP (mV)	228.0	24006903	12/24	

Calibration					
Time Start		Time Finish			
Parameter	Standard	Calibration Value	Calibration Solution Temperature (°C)	Acceptance Criteria	Reference
Specific Conductance (µS/cm)	4,490	4491	24.59	± 10% of standard	EPA 2023
pH (SU)	4.00	4	24.56	± 0.1	GWMP
pH (SU)	7.00	6.97	25.08	± 0.1	GWMP
pH (SU)	10.00	9.97	25.13	± 0.1	GWMP
D.O. (%)	N/A	99.4	24.59	± 10%	NA
ORP (mV)	228.0	226.3	23.17	± 10	EPA 2023

	Standard	Calibration Value	Acceptance Criteria	Reference
Turbidity (NTU)	0	0	± 10% of standard	EPA 2023
	1	0.91		
	10	10.31		

Calibration Check					
Time Start		Time Finish			
Parameter	Standard	Calibration Value	Calibration Solution Temperature (°C)	Acceptance Criteria	Reference
Specific Conductance (µS/cm)	4,490	4470	23.6	± 10% of standard	EPA 2023
pH (SU)	4.00	4.1	23.61	± 0.1	GWMP
pH (SU)	7.00	7.0	23.73	± 0.1	GWMP
pH (SU)	10.00	10.02	23.78	± 0.1	GWMP

	Standard	Calibration Value	Acceptance Criteria	Reference
Turbidity (NTU)	0	0	± 10% of standard	EPA 2023
	1			
	10	9.62		

Notes:

Site Name: Hammond

Calibrated By: J. Tracy

Field Instrumentation Calibration Form

Date: 08/15/24

Field Conditions:

Instrument	Manufactuer/ Model	Serial Number
Water Quality Meter	In-Situ	1080247
Turbidity Meter		

Calibration Standard Information				
Parameter	Standard	Lot #	Date of Expiration	Brand
Specific Conductance (µS/cm)	4,490	24005593	12/24	
pH (SU)	4.00	↓	↓	
pH (SU)	7.00	24004317	12/24	
pH (SU)	10.00	24000085	12/24	
D.O. (%)	N/A			
ORP (mV)	228.0	24006903	12/24	

Calibration					
Time Start		Time Finish			
Parameter	Standard	Calibration Value	Calibration Solution Temperature (°C)	Acceptance Criteria	Reference
Specific Conductance (µS/cm)	4,490	4537.2	24.18	± 10% of standard	EPA 2023
pH (SU)	4.00	4.04	24.36	± 0.1	GWMP
pH (SU)	7.00	7.01	24.73	± 0.1	GWMP
pH (SU)	10.00	9.98	24.91	± 0.1	GWMP
D.O. (%)	N/A	99.06	24.3	± 10%	NA
ORP (mV)	228.0	227.5	24.93	± 10	EPA 2023

	Standard	Calibration Value	Acceptance Criteria	Reference
Turbidity (NTU)	0	0	± 10% of standard	EPA 2023
	1	0.98		
	10	10.2		

Calibration Check					
Time Start		Time Finish			
Parameter	Standard	Calibration Value	Calibration Solution Temperature (°C)	Acceptance Criteria	Reference
Specific Conductance (µS/cm)	4,490	4380	25.13	± 10% of standard	EPA 2023
pH (SU)	4.00	3.98	25.26	± 0.1	GWMP
pH (SU)	7.00	7.00	25.31	± 0.1	GWMP
pH (SU)	10.00	10.01	25.47	± 0.1	GWMP

	Standard	Calibration Value	Acceptance Criteria	Reference
Turbidity (NTU)	0	0	± 10% of standard	EPA 2023
	1	0.46		
	10	10.1		

Notes:

Site Name: Plant Hammond

Calibrated By: J. Newsome

Field Instrumentation Calibration Form

Date: 8/15/24

Field Conditions: Clear, 90F

Instrument	Manufactuer/ Model	Serial Number
Water Quality Meter		1080293
Turbidity Meter	2020t	1594-3019

Calibration Standard Information				
Parameter	Standard	Lot #	Date of Expiration	Brand
Specific Conductance (µS/cm)	4,490	24005593	12/2024	AIR
pH (SU)	4.00	24005593	12/2024	AIR
pH (SU)	7.00	24004512	12/2024	AIR
pH (SU)	10.00	24000085	12/2024	AIR
D.O. (%)	N/A			
ORP (mV)	228.0	24006903	12/2024	AIR

Calibration					
Time Start		Time Finish			
Parameter	Standard	Calibration Value	Calibration Solution Temperature (°C)	Acceptance Criteria	Reference
Specific Conductance (µS/cm)	4,490	4445.1	23.75	± 10% of standard	EPA 2023
pH (SU)	4.00	4.26	23.75	± 0.1	GWMP
pH (SU)	7.00	6.99	24.37	± 0.1	GWMP
pH (SU)	10.00	9.97	24.81	± 0.1	GWMP
D.O. (%)	N/A	101.78	24.1	± 10%	NA
ORP (mV)	228.0	228.0	24.81	± 10	EPA 2023

	Standard	Calibration Value	Acceptance Criteria	Reference
Turbidity (NTU)	0	Ø	± 10% of standard	EPA 2023
	1	1.08		
	10	10.0		

Calibration Check					
Time Start		Time Finish			
Parameter	Standard	Calibration Value	Calibration Solution Temperature (°C)	Acceptance Criteria	Reference
Specific Conductance (µS/cm)	4,490			± 10% of standard	EPA 2023
pH (SU)	4.00			± 0.1	GWMP
pH (SU)	7.00			± 0.1	GWMP
pH (SU)	10.00			± 0.1	GWMP

	Standard	Calibration Value	Acceptance Criteria	Reference
Turbidity (NTU)			± 10% of standard	EPA 2023

JN
8/15/24

Notes:

Site Name: Hammond

Calibrated By: TH

Field Instrumentation Calibration Form

Date: 8/20/24

Field Conditions: 58-85F Sunny

Instrument	Manufactuer/ Model	Serial Number
Water Quality Meter	Aqua troll	968202
Turbidity Meter	Lamotte 2020	4303-323

Calibration Standard Information				
Parameter	Standard	Lot #	Date of Expiration	Brand
Specific Conductance (µS/cm)	4,490	24010943	05/2025	AIR
pH (SU)	4.00	24010945	05/2025	AIR
pH (SU)	7.00	24004517	12/2024	AIR
pH (SU)	10.00	24000065	12/2024	AIR
D.O. (%)	N/A			
ORP (mV)	228.0	24006903	12/2024	AIR

Calibration					
Time Start 0845		Time Finish 0915			
Parameter	Standard	Calibration Value	Calibration Solution Temperature (°C)	Acceptance Criteria	Reference
Specific Conductance (µS/cm)	4,490	4490	26.99	± 10% of standard	EPA 2023
pH (SU)	4.00	4.00	26.01	± 0.1	GWMP
pH (SU)	7.00	7.00	25.40	± 0.1	GWMP
pH (SU)	10.00	10.00	25.23	± 0.1	GWMP
D.O. (%)	N/A	100	27.24	± 10%	NA
ORP (mV)	228.0	228	25.41	± 10	EPA 2023

	Standard	Calibration Value	Acceptance Criteria	Reference
Turbidity (NTU)	0	0	± 10% of standard	EPA 2023
	1	0.99		
	10	10		

Calibration Check					
Time Start 1357		Time Finish 1410			
Parameter	Standard	Calibration Value	Calibration Solution Temperature (°C)	Acceptance Criteria	Reference
Specific Conductance (µS/cm)	4,490	4490	39.29	± 10% of standard	EPA 2023
pH (SU)	4.00	4.00	39.76	± 0.1	GWMP
pH (SU)	7.00	7.00	39.00	± 0.1	GWMP
pH (SU)	10.00	10.00	38.57	± 0.1	GWMP

	Standard	Calibration Value	Acceptance Criteria	Reference
Turbidity (NTU)	0	0	± 10% of standard	EPA 2023
	1	1.00		
	10	10.00		

Notes:

Site Name: Hammond

Calibrated By: CR

Field Instrumentation Calibration Form

Date: 8/20/24

Field Conditions: clear

Instrument	Manufactuer/ Model	Serial Number
Water Quality Meter	Aquatroll 900	965586
Turbidity Meter	Lamotte 2020	4123-2633

Calibration Standard Information				
Parameter	Standard	Lot #	Date of Expiration	Brand
Specific Conductance (µS/cm)	4,490	24005593	12/24	AIR
pH (SU)	4.00	24005593	12/24	AIR
pH (SU)	7.00	24005517	12/24	AIR
pH (SU)	10.00	24005085	12/24	AIR
D.O. (%)	N/A	—		AIR
ORP (mV)	228.0	24006903	12/24	AIR

Calibration					
Time Start	845	Time Finish	915		
Parameter	Standard	Calibration Value	Calibration Solution Temperature (°C)	Acceptance Criteria	Reference
Specific Conductance (µS/cm)	4,490	4490	24.96	± 10% of standard	EPA 2023
pH (SU)	4.00	4.0	26.97	± 0.1	GWMP
pH (SU)	7.00	7.0	26.73	± 0.1	GWMP
pH (SU)	10.00	10.0	26.73	± 0.1	GWMP
D.O. (%)	N/A	100%	26.57	± 10%	NA
ORP (mV)	228.0	228	26.57	± 10	EPA 2023

	Standard	Calibration Value	Acceptance Criteria	Reference
Turbidity (NTU)	0	0.03	± 10% of standard	EPA 2023
	1	0.99		
	10	9.98		

Calibration Check					
Time Start		Time Finish			
Parameter	Standard	Calibration Value	Calibration Solution Temperature (°C)	Acceptance Criteria	Reference
Specific Conductance (µS/cm)	4,490	4490	27.6	± 10% of standard	EPA 2023
pH (SU)	4.00	4.0	25.9	± 0.1	GWMP
pH (SU)	7.00	7.0	26.6	± 0.1	GWMP
pH (SU)	10.00	10.	26.9	± 0.1	GWMP

	Standard	Calibration Value	Acceptance Criteria	Reference
Turbidity (NTU)	0	0.01	± 10% of standard	EPA 2023
	1	0.89		
	10	10.1		

Notes:

Site Name: Hammond

Calibrated By: Tristan

Field Instrumentation Calibration Form

Date: 8/21/24

Field Conditions: 65 Sunny

Instrument	Manufactuer/ Model	Serial Number
Water Quality Meter	Aquatroll	968202
Turbidity Meter	Lamotte 2020t	4363-3/23

Calibration Standard Information				
Parameter	Standard	Lot #	Date of Expiration	Brand
Specific Conductance (µS/cm)	4,490	24011943	05/2025	AIR
pH (SU)	4 00	24010943	05/2025	
pH (SU)	7 00	24002517	12/2024	
pH (SU)	10 00	24000085	12/2024	
D O (%)	N/A			
ORP (mV)	228 0	24000908	12/2024	

Calibration					
Time Start 0815		Time Finish 0835			
Parameter	Standard	Calibration Value	Calibration Solution Temperature (°C)	Acceptance Criteria	Reference
Specific Conductance (µS/cm)	4,490	4490	23.59	± 10% of standard	EPA 2023
pH (SU)	4.00	4.0	23.46	± 0 1	GWMP
pH (SU)	7 00	7.00	23.16	± 0 1	GWMP
pH (SU)	10 00	10.00	22.69	± 0 1	GWMP
D O (%)	N/A	100	23.23	± 10%	NA
ORP (mV)	228 0	228	22.16	± 10	EPA 2023

	Standard	Calibration Value	Acceptance Criteria	Reference
Turbidity (NTU)	0	0	± 10% of standard	EPA 2023
	1	1.00		
	10	10.00		

Calibration Check					
Time Start 1258		Time Finish 1305			
Parameter	Standard	Calibration Value	Calibration Solution Temperature (°C)	Acceptance Criteria	Reference
Specific Conductance (µS/cm)	4,490	4490	30.09	± 10% of standard	EPA 2023
pH (SU)	4 00	4.00	30.09	± 0 1	GWMP
pH (SU)	7 00	7.00	29.69	± 0 1	GWMP
pH (SU)	10 00	10.00	30.04	± 0 1	GWMP

	Standard	Calibration Value	Acceptance Criteria	Reference
Turbidity (NTU)	0	0	± 10% of standard	EPA 2023
	1	1		
	10	10		

Notes:

Site Name: Hammond

Calibrated By: ER

Field Instrumentation Calibration Form

Date: 8/21/24

Field Conditions: Clear, 70-90

Instrument	Manufactuer/ Model	Serial Number
Water Quality Meter	Aquaprobe 900	065586
Turbidity Meter	LaMotte 2020t	2123-2623

Calibration Standard Information				
Parameter	Standard	Lot #	Date of Expiration	Brand
Specific Conductance (µS/cm)	4,490	24005593	12/24	AR
pH (SU)	4 00	24005593	12/24	AR
pH (SU)	7 00	24004517	12/24	AR
pH (SU)	10 00	24000085	12/24	AR
D O. (%)	N/A	—	—	AR
ORP (mV)	228 0	24006903	12/24	AR

Calibration					
Time Start	815	Time Finish	845		
Parameter	Standard	Calibration Value	Calibration Solution Temperature (°C)	Acceptance Criteria	Reference
Specific Conductance (µS/cm)	4,490	4490	21.3	±10% of standard	EPA 2023
pH (SU)	4 00	4.0	22.04	± 0 1	GWMP
pH (SU)	7 00	7.0	23.80	± 0 1	GWMP
pH (SU)	10 00	10.0	23.04	± 0 1	GWMP
D O (%)	N/A	—	22.23	± 10%	NA
ORP (mV)	228 0	228	22.95	± 10	EPA 2023

	Standard	Calibration Value	Acceptance Criteria	Reference
Turbidity (NTU)	0	0.10	± 10% of standard	EPA 2023
	1	.91		
	10	10.27		

Calibration Check					
Time Start		Time Finish			
Parameter	Standard	Calibration Value	Calibration Solution Temperature (°C)	Acceptance Criteria	Reference
Specific Conductance (µS/cm)	4,490			± 10% of standard	EPA 2023
pH (SU)	4.00			± 0 1	GWMP
pH (SU)	7.00			± 0 1	GWMP
pH (SU)	10.00			± 0 1	GWMP

	Standard	Calibration Value	Acceptance Criteria	Reference
Turbidity (NTU)			± 10% of standard	EPA 2023

Notes: N/A - one well sampled

Site Name: Hammond

Calibrated By: JNT

Field Instrumentation Calibration Form

Date: 09-04-24

Field Conditions: Clear

Instrument	Manufactuer/ Model	Serial Number
Water Quality Meter	In-situ	883553
Turbidity Meter	Lamotte	4363-3123

Calibration Standard Information				
Parameter	Standard	Lot #	Date of Expiration	Brand
Specific Conductance (µS/cm)	4,490	24005593	12/24	A+R
pH (SU)	4.00			
pH (SU)	7.00	24002517	12/24	
pH (SU)	10.00	24000085	12/24	
D.O. (%)	N/A			
ORP (mV)	228.0	24006903	12/24	

Calibration					
Time Start		Time Finish			
Parameter	Standard	Calibration Value	Calibration Solution Temperature (°C)	Acceptance Criteria	Reference
Specific Conductance (µS/cm)	4,490	4490	24.73	± 10% of standard	EPA 2023
pH (SU)	4.00	4.02	24.62	± 0.1	GWMP
pH (SU)	7.00	7	25.32	± 0.1	GWMP
pH (SU)	10.00	10	25.14	± 0.1	GWMP
D.O. (%)	N/A	102.98	25.74	± 10%	NA
ORP (mV)	228.0	223	25.33	± 10	EPA 2023

	Standard	Calibration Value	Acceptance Criteria	Reference
Turbidity (NTU)	0	0	± 10% of standard	EPA 2023
	1	1.10		
	10	10.14		

Calibration Check					
Time Start 14:00		Time Finish 14:05			
Parameter	Standard	Calibration Value	Calibration Solution Temperature (°C)	Acceptance Criteria	Reference
Specific Conductance (µS/cm)	4,490	4460.1	26.02	± 10% of standard	EPA 2023
pH (SU)	4.00	4.0	26.13	± 0.1	GWMP
pH (SU)	7.00	7.0	25.50	± 0.1	GWMP
pH (SU)	10.00	10.03	25.42	± 0.1	GWMP

	Standard	Calibration Value	Acceptance Criteria	Reference
Turbidity (NTU)	0	0	± 10% of standard	EPA 2023
	1	1		
	10	9.75		

Notes:

Site Name: GP Plant Hammond

Field Instrumentation Calibration Form

Date: 9/4/24

Calibrated By: J. Newsom

Field Conditions: Clear, 75°F

Instrument	Manufactuer/ Model	Serial Number
Water Quality Meter	Aquatrol1	727023
Turbidity Meter	LaMotte 2020e	1511-4111

Calibration Standard Information				
Parameter	Standard	Lot #	Date of Expiration	Brand
Specific Conductance (µS/cm)	4,490	24010943	05/2025	AR
pH (SU)	4.00	"	05/2025	↓
pH (SU)	7.00	24024517	12/2024	↓
pH (SU)	10.00	24000085	12/2024	↓
D.O. (%)	N/A	—		↓ —
ORP (mV)	228.0	24061690 3	12/2024	↓

Calibration					
Time Start		Time Finish			
Parameter	Standard	Calibration Value	Calibration Solution Temperature (°C)	Acceptance Criteria	Reference
Specific Conductance (µS/cm)	4,490	4453.0	23.91	± 10% of standard	EPA 2023
pH (SU)	4.00	4.06	25.01	± 0.1	GWMP
pH (SU)	7.00	7.00	25.51	± 0.1	GWMP
pH (SU)	10.00	10.0	25.05	± 0.1	GWMP
D.O. (%)	N/A	100	24.94	± 10%	NA
ORP (mV)	228.0	228.0	24.99	± 10	EPA 2023

	Standard	Calibration Value	Acceptance Criteria	Reference
Turbidity (NTU)	0	0	± 10% of standard	EPA 2023
	1	1		
	10	10		

Calibration Check					
Time Start		Time Finish			
Parameter	Standard	Calibration Value	Calibration Solution Temperature (°C)	Acceptance Criteria	Reference
Specific Conductance (µS/cm)	4,490	4490.0	24.63	± 10% of standard	EPA 2023
pH (SU)	4.00	4.00	23.92	± 0.1	GWMP
pH (SU)	7.00	7.00	24.12	± 0.1	GWMP
pH (SU)	10.00	10.06	23.46	± 0.1	GWMP

	Standard	Calibration Value	Acceptance Criteria	Reference
Turbidity (NTU)	0	0	± 10% of standard	EPA 2023
	1	1		
	10	10		

Notes:

Site Name: Selena Wam Plant Hammond

Field Instrumentation Calibration Form

Date: 9/4/2024.

Calibrated By: Selena Wang

Field Conditions: Sunny, 80F

Instrument	Manufactuer/ Model	Serial Number
Water Quality Meter	AQUA TROLL	883567
Turbidity Meter	LaMotte 1200	4111-6122

Calibration Standard Information

Parameter	Standard	Lot #	Date of Expiration	Brand
Specific Conductance (µS/cm)	4,490	24005593	12/2024	Air
pH (SU)	4.00	24005593	12/2024.	Air
pH (SU)	7.00	24004517	12/2024.	Air
pH (SU)	10.00	24000085	12/2024	Air
D.O. (%)	N/A			
ORP (mV)	228.0	24006903	12/2024.	Air

Calibration

Time Start

Time Finish

Parameter	Standard	Calibration Value	Calibration Solution Temperature (°C)	Acceptance Criteria	Reference
Specific Conductance (µS/cm)	4,490	4490.	35.79	± 10% of standard	EPA 2023
pH (SU)	4.00	4.00.	~~33.70~~ 33.26	± 0.1	GWMP
pH (SU)	7.00	7.00	31.30.	± 0.1	GWMP
pH (SU)	10.00	10.09	30.83	± 0.1	GWMP
D.O. (%)	N/A	100%.	32.26.	± 10%	NA
ORP (mV)	228.0	228.0	31.58	± 10	EPA 2023

	Standard	Calibration Value	Acceptance Criteria	Reference
Turbidity (NTU)	0	0	± 10% of standard	EPA 2023
	1	1		
	10	10		

Calibration Check

Time Start

Time Finish

Parameter	Standard	Calibration Value	Calibration Solution Temperature (°C)	Acceptance Criteria	Reference
Specific Conductance (µS/cm)	4,490			± 10% of standard	EPA 2023
pH (SU)	4.00			± 0.1	GWMP
pH (SU)	7.00			± 0.1	GWMP
pH (SU)	10.00			± 0.1	GWMP

	Standard	Calibration Value	Acceptance Criteria	Reference
Turbidity (NTU)			± 10% of standard	EPA 2023

Notes:

Site Name: Hammond

Calibrated By: JNT

Field Instrumentation Calibration Form

Date: 09-05-24

Field Conditions: Clear

Instrument	Manufactuer/ Model	Serial Number
Water Quality Meter	U-51 U	883553
Turbidity Meter	Lamotte	4363-3123

Calibration Standard Information

Parameter	Standard	Lot #	Date of Expiration	Brand
Specific Conductance (µS/cm)	4,490	24005543	12/24	AER
pH (SU)	4.00	~~24023517~~	~~12/24~~	
pH (SU)	7.00	24004517	12/24	
pH (SU)	10.00	24000085	12/24	
D.O. (%)	N/A			
ORP (mV)	228.0	24006903	12/24	

Calibration

Time Start: Time Finish:

Parameter	Standard	Calibration Value	Calibration Solution Temperature (°C)	Acceptance Criteria	Reference
Specific Conductance (µS/cm)	4,490	4495	25.38	± 10% of standard	EPA 2023
pH (SU)	4.00	4.00	25.51	± 0.1	GWMP
pH (SU)	7.00	7.00	25.55	± 0.1	GWMP
pH (SU)	10.00	10.00	25.69	± 0.1	GWMP
D.O. (%)	N/A	100	24.45	± 10%	NA
ORP (mV)	228.0	228	25.6	± 10	EPA 2023

	Standard	Calibration Value	Acceptance Criteria	Reference
Turbidity (NTU)	0	0	± 10% of standard	EPA 2023
	1	0.94		
	10	10.1		

Calibration Check

Time Start: 12:00 Time Finish: 12:05

Parameter	Standard	Calibration Value	Calibration Solution Temperature (°C)	Acceptance Criteria	Reference
Specific Conductance (µS/cm)	4,490	4482	Missed	± 10% of standard	EPA 2023
pH (SU)	4.00	4.0		± 0.1	GWMP
pH (SU)	7.00	7.01		± 0.1	GWMP
pH (SU)	10.00	10.00		± 0.1	GWMP

	Standard	Calibration Value	Acceptance Criteria	Reference
Turbidity (NTU)	0	0.01	± 10% of standard	EPA 2023
	1	0.98		
	10	10.2		

Notes:

Site Name Plant Hammond

Field Instrumentation Calibration Form

Date 9/5/24

Calibrated By J Newsom

Field Conditions clear

Instrument	Manufactuer/ Model	Serial Number
Water Quality Meter	Aquatroll	843593
Turbidity Meter	La Motte 2020e	1611411

Calibration Standard Information				
Parameter	Standard	Lot #	Date of Expiration	Brand
Specific Conductance (µS/cm)	4,490	24005593	12/2024	AIR
pH (SU)	4 00	"	"	AIR
pH (SU)	7 00	24004517	12/2024	AIR
pH (SU)	10 00	24000685	12/2024	AIR
D O (%)	N/A			
ORP (mV)	228 0	24006903	12/2024	AIR

Calibration					
Time Start		Time Finish			
Parameter	Standard	Calibration Value	Calibration Solution Temperature (°C)	Acceptance Criteria	Reference
Specific Conductance (µS/cm)	4,490	4496	24.19	± 10% of standard	EPA 2023
pH (SU)	4.00	4.00	24.97	± 0.1	GWMP
pH (SU)	7 00	7.00	25.49	± 0 1	GWMP
pH (SU)	10 00	10.00	26.05	± 0 1	GWMP
D O (%)	N/A	100	22.64	± 10%	NA
ORP (mV)	228 0	228.0	25.59	± 10	EPA 2023

	Standard	Calibration Value	Acceptance Criteria	Reference
Turbidity (NTU)	0	0	± 10% of standard	EPA 2023
	1	1		
	10	10		

Calibration Check					
Time Start		Time Finish			
Parameter	Standard	Calibration Value	Calibration Solution Temperature (°C)	Acceptance Criteria	Reference
Specific Conductance (µS/cm)	4,490	4496	24.31	± 10% of standard	EPA 2023
pH (SU)	4 00	4.00	24.31	± 0 1	GWMP
pH (SU)	7 00	7.00	24.91	± 0 1	GWMP
pH (SU)	10 00	10.00	24.82	± 0 1	GWMP

	Standard	Calibration Value	Acceptance Criteria	Reference
Turbidity (NTU)	0	0	± 10% of standard	EPA 2023
	1	1		
	10	10		

Notes

Site Name: Plant Hammond

Calibrated By: ZW

Field Instrumentation Calibration Form

Date: 9-24-24

Field Conditions: Cloudy, 75°F

Instrument	Manufactuer/ Model	Serial Number
Water Quality Meter	~~La Motte Aquatrol~~	1120055
Turbidity Meter	La Motte, 2020wi	4123-2623

Calibration Standard Information				
Parameter	Standard	Lot #	Date of Expiration	Brand
Specific Conductance (µS/cm)	4,490	24005543	12/2024	AIR
pH (SU)	4.00	24005593	12/2024	AIR
pH (SU)	7.00			AIR
pH (SU)	10.00			AIR
D.O. (%)	N/A			AIR
ORP (mV)	228.0			AIR

Calibration					
Time Start 0854		Time Finish 0934			
Parameter	Standard	Calibration Value	Calibration Solution Temperature (°C)	Acceptance Criteria	Reference
Specific Conductance (µS/cm)	4,490	4490	24.20	± 10% of standard	EPA 2023
pH (SU)	4.00	4.00	24.31	± 0.1	GWMP
pH (SU)	7.00	7.00	24.33	± 0.1	GWMP
pH (SU)	10.00	10.00	24.43	± 0.1	GWMP
D.O. (%)	N/A	100%	22.13	± 10%	NA
ORP (mV)	228.0	228.0	24.24	± 10	EPA 2023

	Standard	Calibration Value	Acceptance Criteria	Reference
Turbidity (NTU)	0	0	± 10% of standard	EPA 2023
	1	1		
	10	10		
	—	—		

Calibration Check					
Time Start —		Time Finish —			
Parameter	Standard	Calibration Value	Calibration Solution Temperature (°C)	Acceptance Criteria	Reference
Specific Conductance (µS/cm)	4,490	—	—	± 10% of standard	EPA 2023
pH (SU)	4.00	—	—	± 0.1	GWMP
pH (SU)	7.00	—	—	± 0.1	GWMP
pH (SU)	10.00	—	—	± 0.1	GWMP

	Standard	Calibration Value	Acceptance Criteria	Reference
Turbidity (NTU)	—	—	± 10% of standard	EPA 2023
	—	—		
	—	—		
	—	—		

Notes:

Site Name: Hammond

Calibrated By: JNT

Field Instrumentation Calibration Form

Date: 09/24/24

Field Conditions: Cloudy

Instrument	Manufactuer/ Model	Serial Number
Water Quality Meter	In Situ	108 3822
Turbidity Meter	LaMotte	4121-2623

Calibration Standard Information				
Parameter	Standard	Lot #	Date of Expiration	Brand
Specific Conductance (µS/cm)	4,490	24005593	12/24	AIR
pH (SU)	4.00	↓	↓	AIR
pH (SU)	7.00	24004517	12/24	AIR
pH (SU)	10.00	24000083	12/24	AIR
D.O. (%)	N/A	—	—	AIR
ORP (mV)	228.0	24006903	12/24	AIR

Calibration					
Time Start		Time Finish			
Parameter	Standard	Calibration Value	Calibration Solution Temperature (°C)	Acceptance Criteria	Reference
Specific Conductance (µS/cm)	4,490	4490	26.41	± 10% of standard	EPA 2023
pH (SU)	4.00	4.0	26.44	± 0.1	GWMP
pH (SU)	7.00	7.0	26.54	± 0.1	GWMP
pH (SU)	10.00	10	26.82	± 0.1	GWMP
D.O. (%)	N/A	100	—	± 10%	NA
ORP (mV)	228.0	228	26.97	± 10	EPA 2023

	Standard	Calibration Value	Acceptance Criteria	Reference
Turbidity (NTU)	0	0	± 10% of standard	EPA 2023
	10	10		
	—	10.7		

Calibration Check					
Time Start		Time Finish			
Parameter	Standard	Calibration Value	Calibration Solution Temperature (°C)	Acceptance Criteria	Reference
Specific Conductance (µS/cm)	4,490	4490	—	± 10% of standard	EPA 2023
pH (SU)	4.00	4.00	—	± 0.1	GWMP
pH (SU)	7.00	7.00	—	± 0.1	GWMP
pH (SU)	10.00	10.00	—	± 0.1	GWMP

	Standard	Calibration Value	Acceptance Criteria	Reference
Turbidity (NTU)	—	—	± 10% of standard	EPA 2023
	—	—		
	—	—		
	—	—		

Notes:

Site Name: Plant Hammond

Calibrated By: Zain W.

Field Instrumentation Calibration Form

Date: 9-25-24

Field Conditions: Cloudy, 75°F

Instrument	Manufactuer/ Model	Serial Number
Water Quality Meter	Aqua Troll 400	1120055
Turbidity Meter	LaMotte 2020i	4123-2623

Calibration Standard Information				
Parameter	Standard	Lot #	Date of Expiration	Brand
Specific Conductance (µS/cm)	4,490	24005593	12/2024	AIR
pH (SU)	4.00	24005593	12/2024	AIR
pH (SU)	7.00			AIR
pH (SU)	10.00			AIR
D.O. (%)	N/A			AIR
ORP (mV)	228.0			AIR

Calibration					
Time Start 0735		Time Finish 0803			
Parameter	Standard	Calibration Value	Calibration Solution Temperature (°C)	Acceptance Criteria	Reference
Specific Conductance (µS/cm)	4,490	4490	24.16	± 10% of standard	EPA 2023
pH (SU)	4.00	4.00	24.41	± 0.1	GWMP
pH (SU)	7.00	7.00	24.83	± 0.1	GWMP
pH (SU)	10.00	10.00	25.14	± 0.1	GWMP
D.O. (%)	N/A	100%	22.27	± 10%	NA
ORP (mV)	228.0	228.0	25.06	± 10	EPA 2023

	Standard	Calibration Value	Acceptance Criteria	Reference
Turbidity (NTU)	0	0	± 10% of standard	EPA 2023
	1	1		
	10	10		
	—	—		

Calibration Check					
Time Start —		Time Finish —			
Parameter	Standard	Calibration Value	Calibration Solution Temperature (°C)	Acceptance Criteria	Reference
Specific Conductance (µS/cm)	4,490	—	—	± 10% of standard	EPA 2023
pH (SU)	4.00	—	—	± 0.1	GWMP
pH (SU)	7.00	—	—	± 0.1	GWMP
pH (SU)	10.00	—	—	± 0.1	GWMP

	Standard	Calibration Value	Acceptance Criteria	Reference
Turbidity (NTU)	—	—	± 10% of standard	EPA 2023
	—	—		
	—	—		
	—	—		

Notes:

Site Name: Hammond

Calibrated By: JNT

Field Instrumentation Calibration Form

Date: 09/25/23

Field Conditions: Cloudy, 80 F

Instrument	Manufactuer/ Model	Serial Number
Water Quality Meter	In-Situ	—
Turbidity Meter	Hanna	—

Calibration Standard Information				
Parameter	Standard	Lot #	Date of Expiration	Brand
Specific Conductance (µS/cm)	4,490	24003593	12/24	AIR
pH (SU)	4.00	↓	↓	AIR
pH (SU)	7.00	24004517	12/24	AIR
pH (SU)	10.00	24000835	12/24	AIR
D.O. (%)	N/A	—	—	AIR
ORP (mV)	228.0	24006903	27.99	AIR

Calibration					
Time Start		Time Finish			
Parameter	Standard	Calibration Value	Calibration Solution Temperature (°C)	Acceptance Criteria	Reference
Specific Conductance (µS/cm)	4,490	4490	—	± 10% of standard	EPA 2023
pH (SU)	4.00	4	27.03	± 0.1	GWMP
pH (SU)	7.00	7	27.79	± 0.1	GWMP
pH (SU)	10.00	10	28.02	± 0.1	GWMP
D.O. (%)	N/A	100	27.02	± 10%	NA
ORP (mV)	228.0	228	28.04	± 10	EPA 2023

	Standard	Calibration Value	Acceptance Criteria	Reference
Turbidity (NTU)	0	0	± 10% of standard	EPA 2023
	10	10.0		
	10	10.8		
	—	—		

Calibration Check					
Time Start		Time Finish			
Parameter	Standard	Calibration Value	Calibration Solution Temperature (°C)	Acceptance Criteria	Reference
Specific Conductance (µS/cm)	4,490	4490	—	± 10% of standard	EPA 2023
pH (SU)	4.00	4	—	± 0.1	GWMP
pH (SU)	7.00	7	—	± 0.1	GWMP
pH (SU)	10.00	10	—	± 0.1	GWMP

	Standard	Calibration Value	Acceptance Criteria	Reference
Turbidity (NTU)	0	0	± 10% of standard	EPA 2023
	0	1.02		
	10	10.7		
	—	—		

Notes:

Site Name: Hammond

Calibrated By: CR

Field Instrumentation Calibration Form

Date: 10/1/24

Field Conditions: 75-85, sun

Instrument	Manufactuer/ Model	Serial Number
Water Quality Meter	TROLL 400	883561
Turbidity Meter	2020 e	4126-2623

Calibration Standard Information				
Parameter	Standard	Lot #	Date of Expiration	Brand
Specific Conductance (µS/cm)	4,490			
pH (SU)	4.00	24010943	09/25	ATR
pH (SU)	7.00	24004517	12/24	ATR
pH (SU)	10.00	24000085	12/24	ATR
D.O. (%)	N/A	—	—	ATR
ORP (mV)	228.0	24006903	12/24	ATR

Calibration					
Time Start		Time Finish			
Parameter	Standard	Calibration Value	Calibration Solution Temperature (°C)	Acceptance Criteria	Reference
Specific Conductance (µS/cm)	4,490	4490	21.21	± 10% of standard	EPA 2023
pH (SU)	4.00	4.0	21.51	± 0.1	GWMP
pH (SU)	7.00	7.0	21.67	± 0.1	GWMP
pH (SU)	10.00	10.0	22.45	± 0.1	GWMP
D.O. (%)	N/A	100	22.73	± 10%	NA
ORP (mV)	228.0	228	22.49	± 10	EPA 2023

	Standard	Calibration Value	Acceptance Criteria	Reference
Turbidity (NTU)	0	0	± 10% of standard	EPA 2023
	1	1		
	10	10		

Calibration Check					
Time Start		Time Finish			
Parameter	Standard	Calibration Value	Calibration Solution Temperature (°C)	Acceptance Criteria	Reference
Specific Conductance (µS/cm)	4,490	4490	21.21	± 10% of standard	EPA 2023
pH (SU)	4.00	4.0	21.75	± 0.1	GWMP
pH (SU)	7.00	7.0	21.30	± 0.1	GWMP
pH (SU)	10.00	10.0	22.90	± 0.1	GWMP

	Standard	Calibration Value	Acceptance Criteria	Reference
Turbidity (NTU)	0	0	± 10% of standard	EPA 2023
	1	1		
	10	10		

Notes:

Site Name: Plant Hammond

Calibrated By: Zain W.

Field Instrumentation Calibration Form

Date: 10-1-24

Field Conditions: Cloudy, 75°F

Instrument	Manufactuer/ Model	Serial Number
Water Quality Meter	Aqua Troll 400	883530
Turbidity Meter	La Motte, 2020t	4663-3123

Calibration Standard Information				
Parameter	Standard	Lot #	Date of Expiration	Brand
Specific Conductance (µS/cm)	4,490	24010943	05/2025	AIR
pH (SU)	4.00	24010943	05/2025	AIR
pH (SU)	7.00	24008617	12/2024	AIR
pH (SU)	10.00	24000085	12/2024	AIR
D.O. (%)	N/A	—	—	AIR
ORP (mV)	228.0	24011792	06/2025	AIR

Calibration					
Time Start 0730		Time Finish 0800			
Parameter	Standard	Calibration Value	Calibration Solution Temperature (°C)	Acceptance Criteria	Reference
Specific Conductance (µS/cm)	4,490	4490	21.90	± 10% of standard	EPA 2023
pH (SU)	4.00	4.00	22.27	± 0.1	GWMP
pH (SU)	7.00	7.00	22.54	± 0.1	GWMP
pH (SU)	10.00	10.00	22.83	± 0.1	GWMP
D.O. (%)	N/A	100%	21.17	± 10%	NA
ORP (mV)	228.0	228.0	~~228.0~~ 22.57	± 10	EPA 2023

	Standard	Calibration Value	Acceptance Criteria	Reference
Turbidity (NTU)	0	0	± 10% of standard	EPA 2023
	1	1		
	10	10		
	—	—		

Calibration Check					
Time Start —		Time Finish —			
Parameter	Standard	Calibration Value	Calibration Solution Temperature (°C)	Acceptance Criteria	Reference
Specific Conductance (µS/cm)	4,490	—	—	± 10% of standard	EPA 2023
pH (SU)	4.00	—	—	± 0.1	GWMP
pH (SU)	7.00	—	—	± 0.1	GWMP
pH (SU)	10.00	—	—	± 0.1	GWMP

	Standard	Calibration Value	Acceptance Criteria	Reference
Turbidity (NTU)	—	—	± 10% of standard	EPA 2023
	—	—		
	—	—		
	—	—		

Notes:

Site Name: Hammond

Calibrated By: GR

Field Instrumentation Calibration Form

Date: 10/2/24

Field Conditions: 75-80

Instrument	Manufactuer/ Model	Serial Number
Water Quality Meter	Troll 9000	583561
Turbidity Meter	2020e	4126 2623

Calibration Standard Information				
Parameter	Standard	Lot #	Date of Expiration	Brand
Specific Conductance (µS/cm)	4,490	24010943	5/24	YSI
pH (SU)	4.00	24011943	5/24	
pH (SU)	7.00	24004517	12/24	
pH (SU)	10.00	24000085	12/24	
D.O. (%)	N/A			
ORP (mV)	228.0	24000903	12/24	

Calibration					
Time Start	800	Time Finish	830		
Parameter	Standard	Calibration Value	Calibration Solution Temperature (°C)	Acceptance Criteria	Reference
Specific Conductance (µS/cm)	4,490	4490	21.01	± 10% of standard	EPA 2023
pH (SU)	4.00	4.0	21.16	± 0.1	GWMP
pH (SU)	7.00	7.0	21.95	± 0.1	GWMP
pH (SU)	10.00	10.0	22.65	± 0.1	GWMP
D.O. (%)	N/A	100	22.90	± 10%	NA
ORP (mV)	228.0	228	22.54	± 10	EPA 2023

	Standard	Calibration Value	Acceptance Criteria	Reference
Turbidity (NTU)	0	0	± 10% of standard	EPA 2023
	1	1		
	10	10		

Calibration Check					
Time Start		Time Finish			
Parameter	Standard	Calibration Value	Calibration Solution Temperature (°C)	Acceptance Criteria	Reference
Specific Conductance (µS/cm)	4,490			± 10% of standard	EPA 2023
pH (SU)	4.00			± 0.1	GWMP
pH (SU)	7.00			± 0.1	GWMP
pH (SU)	10.00			± 0.1	GWMP

	Standard	Calibration Value	Acceptance Criteria	Reference
Turbidity (NTU)			± 10% of standard	EPA 2023

N/A

Notes:

Site Name: Plant Hammond

Field Instrumentation Calibration Form

Date: 10-2-24

Calibrated By: Zain W.

Field Conditions: Clear 70°F

Instrument	Manufactuer/ Model	Serial Number
Water Quality Meter	AquaTrol 400	883530
Turbidity Meter	La Motte 2020	4663-3173

Calibration Standard Information				
Parameter	Standard	Lot #	Date of Expiration	Brand
Specific Conductance (µS/cm)	4,490	24010943	05/2025	AIR
pH (SU)	4.00	24010943	05/2025	AIR
pH (SU)	7.00	24004517	12/2024	AIR
pH (SU)	10.00	24000085	12/2024	AIR
D.O. (%)	N/A	—	—	AIR
ORP (mV)	228.0	24011772	06/2025	AIR

Calibration					
Time Start 0845		Time Finish 0900			
Parameter	Standard	Calibration Value	Calibration Solution Temperature (°C)	Acceptance Criteria	Reference
Specific Conductance (µS/cm)	4,490	4490	22.60	± 10% of standard	EPA 2023
pH (SU)	4.00	4.00	22.68	± 0.1	GWMP
pH (SU)	7.00	7.00	22.85	± 0.1	GWMP
pH (SU)	10.00	10.00	23.08	± 0.1	GWMP
D.O. (%)	N/A	100%	22.22	± 10%	NA
ORP (mV)	228.0	228.0	22.85	± 10	EPA 2023

	Standard	Calibration Value	Acceptance Criteria	Reference
Turbidity (NTU)	0	0	± 10% of standard	EPA 2023
	1	1		
	10	10		
	—	—		

Calibration Check					
Time Start —		Time Finish —			
Parameter	Standard	Calibration Value	Calibration Solution Temperature (°C)	Acceptance Criteria	Reference
Specific Conductance (µS/cm)	4,490	—	—	± 10% of standard	EPA 2023
pH (SU)	4.00	—	—	± 0.1	GWMP
pH (SU)	7.00	—	—	± 0.1	GWMP
pH (SU)	10.00	—	—	± 0.1	GWMP

	Standard	Calibration Value	Acceptance Criteria	Reference
Turbidity (NTU)	—	—	± 10% of standard	EPA 2023
	—	—		
	—	—		
	—	—		

Notes:

Site Name: Hammond

Calibrated By: ER

Field Instrumentation Calibration Form

Date: 10/8/24

Field Conditions: 70-80, sun

Instrument	Manufactuer/ Model	Serial Number
Water Quality Meter	Aquatrol 1400	968202
Turbidity Meter	Lamotte 2020	4123-2623

Calibration Standard Information				
Parameter	Standard	Lot #	Date of Expiration	Brand
Specific Conductance (µS/cm)	4,490	24010943	5/25	AIR
pH (SU)	4.00	24010943	5/24	AIR
pH (SU)	7.00	24004517	12/24	AIR
pH (SU)	10.00	24000085	12/24	AIR
D.O. (%)	N/A	—	—	AIR
ORP (mV)	228.0	24011792	6/25	AIR

Calibration					
Time Start 930		Time Finish 10			
Parameter	Standard	Calibration Value	Calibration Solution Temperature (°C)	Acceptance Criteria	Reference
Specific Conductance (µS/cm)	4,490	4490	22.6	± 10% of standard	EPA 2023
pH (SU)	4.00	4.0	23.06	± 0.1	GWMP
pH (SU)	7.00	7.0	23.52	± 0.1	GWMP
pH (SU)	10.00	10	24.11	± 0.1	GWMP
D.O. (%)	N/A	100	25.53	± 10%	NA
ORP (mV)	228.0	228	24.22	± 10	EPA 2023

	Standard	Calibration Value	Acceptance Criteria	Reference
Turbidity (NTU)	0	0.0	± 10% of standard	EPA 2023
	1	0.91		
	10	10.9		

Calibration Check					
Time Start		Time Finish			
Parameter	Standard	Calibration Value	Calibration Solution Temperature (°C)	Acceptance Criteria	Reference
Specific Conductance (µS/cm)	4,490			± 10% of standard	EPA 2023
pH (SU)	4.00			± 0.1	GWMP
pH (SU)	7.00			± 0.1	GWMP
pH (SU)	10.00			± 0.1	GWMP

	Standard	Calibration Value	Acceptance Criteria	Reference
Turbidity (NTU)			± 10% of standard	EPA 2023

Notes:

N/A 22 wells

Site Name: Plant Hammond

Calibrated By: Zain W.

Field Instrumentation Calibration Form

Date: 10/8/24

Field Conditions: Clear 70°F

Instrument	Manufactuer/ Model	Serial Number
Water Quality Meter	AquaTroll 40	1000302
Turbidity Meter	La Motte 2020t	

Calibration Standard Information				
Parameter	Standard	Lot #	Date of Expiration	Brand
Specific Conductance (µS/cm)	4,490	24010943	05/2025	AIR
pH (SU)	4.00	24010943	05/2025	AIR
pH (SU)	7.00	24004517	12/2024	AIR
pH (SU)	10.00	24000085	12/2024	AIR
D.O. (%)	N/A	—	—	AIR
ORP (mV)	228.0	24006903	12/2024	AIR

Calibration					
Time Start 0940		Time Finish 1013			
Parameter	Standard	Calibration Value	Calibration Solution Temperature (°C)	Acceptance Criteria	Reference
Specific Conductance (µS/cm)	4,490	4490	23.20	± 10% of standard	EPA 2023
pH (SU)	4.00	4.00	23.54	± 0.1	GWMP
pH (SU)	7.00	7.00	23.90	± 0.1	GWMP
pH (SU)	10.00	10.00	24.06	± 0.1	GWMP
D.O. (%)	N/A	100%	22.49	± 10%	NA
ORP (mV)	228.0	228.0	23.86	± 10	EPA 2023

	Standard	Calibration Value	Acceptance Criteria	Reference
Turbidity (NTU)	0	0	± 10% of standard	EPA 2023
	1	1		
	10	10		
	—	—		

Calibration Check					
Time Start —		Time Finish —			
Parameter	Standard	Calibration Value	Calibration Solution Temperature (°C)	Acceptance Criteria	Reference
Specific Conductance (µS/cm)	4,490	—	—	± 10% of standard	EPA 2023
pH (SU)	4.00	—	—	± 0.1	GWMP
pH (SU)	7.00	—	—	± 0.1	GWMP
pH (SU)	10.00	—	—	± 0.1	GWMP

	Standard	Calibration Value	Acceptance Criteria	Reference
Turbidity (NTU)	—	—	± 10% of standard	EPA 2023
	—	—		
	—	—		
	—	—		

Notes:

Site Name: Hammond

Calibrated By: E. Russell

Field Instrumentation Calibration Form

Date: 10/9/24

Field Conditions: 70-80 Sun

Instrument	Manufactuer/ Model	Serial Number
Water Quality Meter	Aquatrol 1900	968202
Turbidity Meter	LaMotte 2020	4123-2623

Calibration Standard Information				
Parameter	Standard	Lot #	Date of Expiration	Brand
Specific Conductance (µS/cm)	4,490	24010943	05/25	ATR
pH (SU)	4.00	24010943	05/25	ATR
pH (SU)	7.00	24004517	12/24	ATR
pH (SU)	10.00	24000083	12/24	
D.O. (%)	N/A	~~24~~	—	ATR
ORP (mV)	228.0	24011792		

Calibration					
Time Start 817		Time Finish 840			
Parameter	Standard	Calibration Value	Calibration Solution Temperature (°C)	Acceptance Criteria	Reference
Specific Conductance (µS/cm)	4,490	4490	23.91	± 10% of standard	EPA 2023
pH (SU)	4.00	4.0	24.19	± 0.1	GWMP
pH (SU)	7.00	7.0	24.62	± 0.1	GWMP
pH (SU)	10.00	10.0	24.68	± 0.1	GWMP
D.O. (%)	N/A	100	24.72	± 10%	NA
ORP (mV)	228.0	229	24.52	± 10	EPA 2023

	Standard	Calibration Value	Acceptance Criteria	Reference
Turbidity (NTU)	0	0.	± 10% of standard	EPA 2023
	1	0.7		
	10	10.9		

Calibration Check					
Time Start		Time Finish			
Parameter	Standard	Calibration Value	Calibration Solution Temperature (°C)	Acceptance Criteria	Reference
Specific Conductance (µS/cm)	4,490			± 10% of standard	EPA 2023
pH (SU)	4.00			± 0.1	GWMP
pH (SU)	7.00			± 0.1	GWMP
pH (SU)	10.00			± 0.1	GWMP

	Standard	Calibration Value	Acceptance Criteria	Reference
Turbidity (NTU)			± 10% of standard	EPA 2023

Notes:

N/A

72 wells

Site Name: Plant Hammond

Calibrated By: Zain W.

Field Instrumentation Calibration Form

Date: 10-9-24

Field Conditions: Clear, 70°F

Instrument	Manufactuer/ Model	Serial Number
Water Quality Meter	Aqua Troll 400	1080302
Turbidity Meter	La Motte 2020i	1571-3019

Calibration Standard Information				
Parameter	Standard	Lot #	Date of Expiration	Brand
Specific Conductance (µS/cm)	4,490	24010943	05/2025	AIR
pH (SU)	4.00	24010943	05/2025	AIR
pH (SU)	7.00	24007517	12/2024	AIR
pH (SU)	10.00	24000085	12/2024	AIR
D.O. (%)	N/A	—	—	AIR
ORP (mV)	228.0	24006903	12/2024	AIR

Calibration					
Time Start 0745		Time Finish 0817			
Parameter	Standard	Calibration Value	Calibration Solution Temperature (°C)	Acceptance Criteria	Reference
Specific Conductance (µS/cm)	4,490	4490	20.92	± 10% of standard	EPA 2023
pH (SU)	4.00	4.00	21.00	± 0.1	GWMP
pH (SU)	7.00	7.00	20.99	± 0.1	GWMP
pH (SU)	10.00	10.00	21.46	± 0.1	GWMP
D.O. (%)	N/A	100%	21.42	± 10%	NA
ORP (mV)	228.0	228.0	21.57	± 10	EPA 2023

	Standard	Calibration Value	Acceptance Criteria	Reference
Turbidity (NTU)	0	0	± 10% of standard	EPA 2023
	1	1		
	10	10		
	—	—		

Calibration Check					
Time Start		Time Finish			
Parameter	Standard	Calibration Value	Calibration Solution Temperature (°C)	Acceptance Criteria	Reference
Specific Conductance (µS/cm)	4,490	—	—	± 10% of standard	EPA 2023
pH (SU)	4.00	—	—	± 0.1	GWMP
pH (SU)	7.00	—	—	± 0.1	GWMP
pH (SU)	10.00	—	—	± 0.1	GWMP

	Standard	Calibration Value	Acceptance Criteria	Reference
Turbidity (NTU)	—	—	± 10% of standard	EPA 2023
	—	—		
	—	—		
	—	—		

Notes:

Site Name: Plant Hammond

Calibrated By: J. Newsome

Field Instrumentation Calibration Form

Date: 10/16/24

Field Conditions: Cloudy 40F

Instrument	Manufactuer/ Model	Serial Number
Water Quality Meter	Aquatrol	843285
Turbidity Meter	LaMotte 2020	4126-2623

Calibration Standard Information

Parameter	Standard	Lot #	Date of Expiration	Brand
Specific Conductance (µS/cm)	4,490	24005593	12/2024	AK
pH (SU)	4.00	"	"	"
pH (SU)	7.00	24004517	12/2024	AK
pH (SU)	10.00	24000085	12/2024	AK
D.O. (%)	N/A			
ORP (mV)	228.0	~~23~~ 3 24006903	12/2024	AK

Calibration

Time Start

Time Finish

Parameter	Standard	Calibration Value	Calibration Solution Temperature (°C)	Acceptance Criteria	Reference
Specific Conductance (µS/cm)	4,490	4493.4	12.42	± 10% of standard	EPA 2023
pH (SU)	4.00	4.20	12.70	± 0.1	GWMP
pH (SU)	7.00	7.06	13.57	± 0.1	GWMP
pH (SU)	10.00	10.11	13.71	± 0.1	GWMP
D.O. (%)	N/A	96.44	14.56	± 10%	NA
ORP (mV)	228.0	236.3	13.61	± 10	EPA 2023

	Standard	Calibration Value	Acceptance Criteria	Reference
Turbidity (NTU)	0	0.0	± 10% of standard	EPA 2023
	1	1.01		
	10	10.0		

Calibration Check

Time Start

Time Finish

Parameter	Standard	Calibration Value	Calibration Solution Temperature (°C)	Acceptance Criteria	Reference
Specific Conductance (µS/cm)	4,490			± 10% of standard	EPA 2023
pH (SU)	4.00			± 0.1	GWMP
pH (SU)	7.00			± 0.1	GWMP
pH (SU)	10.00			± 0.1	GWMP

	Standard	Calibration Value	Acceptance Criteria	Reference
Turbidity (NTU)			± 10% of standard	EPA 2023

JN 10/16/24

Notes:

Scanned with CamScanner

Site Name: Plant Hammond

Calibrated By: J. Newsome

Field Instrumentation Calibration Form

Date: 10/15/24

Field Conditions: 43F, Cloudy

Instrument	Manufactuer/ Model	Serial Number
Water Quality Meter	AquaTroll	843285
Turbidity Meter	LaMotte 2020e	4124-2623

Calibration Standard Information				
Parameter	Standard	Lot #	Date of Expiration	Brand
Specific Conductance (µS/cm)	4,490	24005593	12/2024	AIR
pH (SU)	4.00	"	"	"
pH (SU)	7.00	24004517	12/2024	"
pH (SU)	10.00	24005593	12/2024	"
D.O. (%)	N/A			
ORP (mV)	228.0	24044903	12/2024	

Calibration					
Time Start	810	Time Finish			
Parameter	Standard	Calibration Value	Calibration Solution Temperature (°C)	Acceptance Criteria	Reference
Specific Conductance (µS/cm)	4,490	4490	18.91	± 10% of standard	EPA 2023
pH (SU)	4.00	3.94	19.04	± 0.1	GWMP
pH (SU)	7.00	7.04	18.42	± 0.1	GWMP
pH (SU)	10.00	10.07	18.55	± 0.1	GWMP
D.O. (%)	N/A	96.4	14.69	± 10%	NA
ORP (mV)	228.0	223.3	18.19	± 10	EPA 2023

	Standard	Calibration Value	Acceptance Criteria	Reference
Turbidity (NTU)	0	0	± 10% of standard	EPA 2023
	1	1		
	10	10		

Calibration Check					
Time Start		Time Finish			
Parameter	Standard	Calibration Value	Calibration Solution Temperature (°C)	Acceptance Criteria	Reference
Specific Conductance (µS/cm)	4,490			± 10% of standard	EPA 2023
pH (SU)	4.00			± 0.1	GWMP
pH (SU)	7.00			± 0.1	GWMP
pH (SU)	10.00			± 0.1	GWMP

	Standard	Calibration Value	Acceptance Criteria	Reference
Turbidity (NTU)			± 10% of standard	EPA 2023

JN 10/15/24

Notes:

Scanned with CamScanner

Site Name: GP Plant Hammond

Calibrated By: A Tomlinson

Field Instrumentation Calibration Form

Date: 10/15/2024

Field Conditions: 43°F, cloudy

Instrument	Manufactuer/ Model	Serial Number
Water Quality Meter	Aqua TRoll	843593
Turbidity Meter	LaMotte 2020we	1511-411

Calibration Standard Information

Parameter	Standard	Lot #	Date of Expiration	Brand
Specific Conductance (µS/cm)	4,490	24005593	12/2024	AutoCAL
pH (SU)	4.00	↓	↓	↓
pH (SU)	7.00	24003597	11/2024	ATR
pH (SU)	10.00	24000085	12/2024	↓
D.O. (%)	N/A	N/A	—	
ORP (mV)	228.0	24006903	11/2024	

Calibration

Time Start: Time Finish:

Parameter	Standard	Calibration Value	Calibration Solution Temperature (°C)	Acceptance Criteria	Reference
Specific Conductance (µS/cm)	4,490	4490	18.81	± 10% of standard	EPA 2023
pH (SU)	4.00	4.10 ~~3.90~~ (PI)	16.07	± 0.1	GWMP
pH (SU)	7.00	7.05	16.74	± 0.1	GWMP
pH (SU)	10.00	10.03	16.68	± 0.1	GWMP
D.O. (%)	N/A	98.0%	16.098	± 10%	NA
ORP (mV)	228.0	237.7	16.56	± 10	EPA 2023

	Standard	Calibration Value	Acceptance Criteria	Reference
Turbidity (NTU)	0.0	0.0	± 10% of standard	EPA 2023
	10.00	10.01		
	1.00	1.05		

Calibration Check

Time Start: Time Finish:

Parameter	Standard	Calibration Value	Calibration Solution Temperature (°C)	Acceptance Criteria	Reference
Specific Conductance (µS/cm)	4,490			± 10% of standard	EPA 2023
pH (SU)	4.00			± 0.1	GWMP
pH (SU)	7.00			± 0.1	GWMP
pH (SU)	10.00			± 0.1	GWMP

	Standard	Calibration Value	Acceptance Criteria	Reference
Turbidity (NTU)			± 10% of standard	EPA 2023

ART 10/15/2024

Notes:

Scanned with CamScanner

Site Name: GP Plant Hammond

Calibrated By: A. Tomlinson

Field Instrumentation Calibration Form

Date: 10/16/2024

Field Conditions: 38°F, Clear

Instrument	Manufactuer/ Model	Serial Number
Water Quality Meter	Aqua TROLL	843593
Turbidity Meter	LaMotte 2020wi	15/1-4111

Calibration Standard Information

Parameter	Standard	Lot #	Date of Expiration	Brand
Specific Conductance (µS/cm)	4,490	24005593	12/2024	AQUACAL AIR
pH (SU)	4.00	↓	↓	↓
pH (SU)	7.00	24003597	11/2024	AIR
pH (SU)	10.00	24000085	12/2024	↓
D.O. (%)	N/A	N/A		
ORP (mV)	228.0	24006903	11/2024	↓

Calibration

Time Start

Time Finish

Parameter	Standard	Calibration Value	Calibration Solution Temperature (°C) AJ	Acceptance Criteria	Reference
Specific Conductance (µS/cm)	4,490	4,490	~~13.85~~ ~~13.85~~	± 10% of standard	EPA 2023
pH (SU)	4.00	4.00	AJ ~~13.99~~ 12.96	± 0.1	GWMP
pH (SU)	7.00	7.04	14.04	± 0.1	GWMP
pH (SU)	10.00	10.11	14.43	± 0.1	GWMP
D.O. (%)	N/A	101.19	14.98	± 10%	NA
ORP (mV)	228.0	212.7	14.37	± 10	EPA 2023

Temp 12.

	Standard	Calibration Value	Acceptance Criteria	Reference
Turbidity (NTU)	0.0	0.00	± 10% of standard	EPA 2023
	1	0.96		
	10	9.15		

Calibration Check

Time Start

Time Finish

Parameter	Standard	Calibration Value	Calibration Solution Temperature (°C)	Acceptance Criteria	Reference
Specific Conductance (µS/cm)	4,490			± 10% of standard	EPA 2023
pH (SU)	4.00			± 0.1	GWMP
pH (SU)	7.00			± 0.1	GWMP
pH (SU)	10.00			± 0.1	GWMP

	Standard	Calibration Value	Acceptance Criteria	Reference
Turbidity (NTU)			± 10% of standard	EPA 2023

AJ 10/16/2024

Notes:

Scanned with CamScanner

Site Name: Hammond AP-1 **Field Instrumentation Calibration Form**

Date: 11/4/24

Calibrated By: TH

Field Conditions: Cloudy 60°F

Instrument	Manufactuer/ Model	Serial Number
Water Quality Meter	Aqua Troll 400	950112
Turbidity Meter	Lamotte 2020wt	SN F596 - 3019

Calibration Standard Information				
Parameter	Standard	Lot #	Date of Expiration	Brand
Specific Conductance (µS/cm)	4,490	24010943	05/25	I
pH (SU)	4.00	"	"	
pH (SU)	7.00	24008587	06/25	AIR
pH (SU)	10.00	24004996	06/25	
D.O. (%)	N/A			↓
ORP (mV)	228.0	24011792	06/25	

Calibration					
Time Start 0850		Time Finish 0913			
Parameter	Standard	Calibration Value	Calibration Solution Temperature (°C)	Acceptance Criteria	Reference
Specific Conductance (µS/cm)	4,490	—	—	± 10% of standard	EPA 2023
pH (SU)	4.00	—	—	± 0.1	GWMP
pH (SU)	7.00	—	—	± 0.1	GWMP
pH (SU)	10.00	—	—	± 0.1	GWMP
D.O. (%)	N/A	100	17.71	± 10%	NA
ORP (mV)	228.0	+ 228	17.80	± 10	EPA 2023

	Standard	Calibration Value	Acceptance Criteria	Reference
Turbidity (NTU)	0	0	± 10% of standard	EPA 2023
	1	1.10		
	10	9.96		
	—	—		

Calibration Check					
Time Start —		Time Finish —			
Parameter	Standard	Calibration Value	Calibration Solution Temperature (°C)	Acceptance Criteria	Reference
Specific Conductance (µS/cm)	4,490	4490	18.54	± 10% of standard	EPA 2023
pH (SU)	4.00	4.00	18.45	± 0.1	GWMP
pH (SU)	7.00	7.00	17.91	± 0.1	GWMP
pH (SU)	10.00	10.00	17.82	± 0.1	GWMP

	Standard	Calibration Value	Acceptance Criteria	Reference
Turbidity (NTU)	—	—	± 10% of standard	EPA 2023
	—	—		
	—	—		
	—	—		

Notes:

Site Name: Plant Hammond

Calibrated By: Zain Webb

Field Instrumentation Calibration Form

Date: 11-4-24

Field Conditions: Cloudy, 70°F

Instrument	Manufactuer/ Model	Serial Number
Water Quality Meter	AquaTroll 400	989630
Turbidity Meter	LaMotte 2020+	4121-2623

Calibration Standard Information				
Parameter	Standard	Lot #	Date of Expiration	Brand
Specific Conductance (µS/cm)	4,490	24010943	05/2025	AIR
pH (SU)	4.00	24010943	05/2025	AIR
pH (SU)	7.00	24008587	06/2025	AIR
pH (SU)	10.00	24004996	06/2025	AIR
D.O. (%)	N/A	—	—	—
ORP (mV)	228.0	24011792	06/2025	AIR

Calibration					
Time Start 0927		Time Finish 0951			
Parameter	Standard	Calibration Value	Calibration Solution Temperature (°C)	Acceptance Criteria	Reference
Specific Conductance (µS/cm)	4,490	4490	18.92	± 10% of standard	EPA 2023
pH (SU)	4.00	4.00	18.98	± 0.1	GWMP
pH (SU)	7.00	7.00	19.01	± 0.1	GWMP
pH (SU)	10.00	10.00	18.96	± 0.1	GWMP
D.O. (%)	N/A	100%	19.50	± 10%	NA
ORP (mV)	228.0	228.0	18.94	± 10	EPA 2023

	Standard	Calibration Value	Acceptance Criteria	Reference
Turbidity (NTU)	0	0	± 10% of standard	EPA 2023
	1	1.00		
	10	10.00		
	—	—		

Calibration Check					
Time Start —		Time Finish —			
Parameter	Standard	Calibration Value	Calibration Solution Temperature (°C)	Acceptance Criteria	Reference
Specific Conductance (µS/cm)	4,490	—	—	± 10% of standard	EPA 2023
pH (SU)	4.00	—	—	± 0.1	GWMP
pH (SU)	7.00	—	—	± 0.1	GWMP
pH (SU)	10.00	—	—	± 0.1	GWMP

	Standard	Calibration Value	Acceptance Criteria	Reference
Turbidity (NTU)	—	—	± 10% of standard	EPA 2023
	—	—		
	—	—		
	—	—		

Notes:

Site Name: Hammond

Calibrated By: TH

Field Instrumentation Calibration Form

Date: 11/5/24

Field Conditions: 63°F, cloudy

Instrument	Manufactuer/ Model	Serial Number
Water Quality Meter	AquaTroll 400	980712
Turbidity Meter	LaMotte 2020e	1596-3019

Calibration Standard Information				
Parameter	Standard	Lot #	Date of Expiration	Brand
Specific Conductance (µS/cm)	4,490	24010943	05/2025	ATP
pH (SU)	4.00	24010943	05/2025	
pH (SU)	7.00	24008587	06/2025	
pH (SU)	10.00	24004996	06/2025	
D.O. (%)	N/A	—	—	
ORP (mV)	228.0	24011792	06/2025	

Calibration					
Time Start 0735		Time Finish			
Parameter	Standard	Calibration Value	Calibration Solution Temperature (°C)	Acceptance Criteria	Reference
Specific Conductance (µS/cm)	4,490	4490	18.69	± 10% of standard	EPA 2023
pH (SU)	4.00	4.00	18.65	± 0.1	GWMP
pH (SU)	7.00	7.00	18.60	± 0.1	GWMP
pH (SU)	10.00	10.00	18.52	± 0.1	GWMP
D.O. (%)	N/A	100	18.60	± 10%	NA
ORP (mV)	228.0	228	18.52	± 10	EPA 2023

	Standard	Calibration Value	Acceptance Criteria	Reference
Turbidity (NTU)	0	0	± 10% of standard	EPA 2023
	1	1.00		
	10	10		
	—	—		

Calibration Check					
Time Start —		Time Finish —			
Parameter	Standard	Calibration Value	Calibration Solution Temperature (°C)	Acceptance Criteria	Reference
Specific Conductance (µS/cm)	4,490	—	—	± 10% of standard	EPA 2023
pH (SU)	4.00	—	—	± 0.1	GWMP
pH (SU)	7.00	—	—	± 0.1	GWMP
pH (SU)	10.00	—	—	± 0.1	GWMP

	Standard	Calibration Value	Acceptance Criteria	Reference
Turbidity (NTU)	—	—	± 10% of standard	EPA 2023
	—	—		
	—	—		
	—	—		

Notes:

Site Name: Plant Hammond

Calibrated By: Zain W.

Field Instrumentation Calibration Form

Date: 11-5-24

Field Conditions: Cloudy, 80°F

Instrument	Manufactuer/ Model	Serial Number
Water Quality Meter	Aqua Troll 400	989630
Turbidity Meter	LaMotte 2020e	4121-2623

Calibration Standard Information				
Parameter	Standard	Lot #	Date of Expiration	Brand
Specific Conductance (µS/cm)	4,490	24010943	05/2025	AIR
pH (SU)	4.00	24010943	05/2025	AIR
pH (SU)	7.00	24008587	06/2025	AIR
pH (SU)	10.00	24004996	06/2025	AIR
D.O. (%)	N/A	—	—	—
ORP (mV)	228.0	24011792	06/2025	AIR

Calibration					
Time Start 0735		Time Finish 0759			
Parameter	Standard	Calibration Value	Calibration Solution Temperature (°C)	Acceptance Criteria	Reference
Specific Conductance (µS/cm)	4,490	4490	19.63	± 10% of standard	EPA 2023
pH (SU)	4.00	4.00	19.75	± 0.1	GWMP
pH (SU)	7.00	7.00	20.12	± 0.1	GWMP
pH (SU)	10.00	10.00	20.43	± 0.1	GWMP
D.O. (%)	N/A	100%	20.65	± 10%	NA
ORP (mV)	228.0	228.0	20.62	± 10	EPA 2023

	Standard	Calibration Value	Acceptance Criteria	Reference
Turbidity (NTU)	0	0	± 10% of standard	EPA 2023
	1	1		
	10	10		
	—	—		

Calibration Check					
Time Start —		Time Finish —			
Parameter	Standard	Calibration Value	Calibration Solution Temperature (°C)	Acceptance Criteria	Reference
Specific Conductance (µS/cm)	4,490	—	—	± 10% of standard	EPA 2023
pH (SU)	4.00	—	—	± 0.1	GWMP
pH (SU)	7.00	—	—	± 0.1	GWMP
pH (SU)	10.00	—	—	± 0.1	GWMP

	Standard	Calibration Value	Acceptance Criteria	Reference
Turbidity (NTU)	—	—	± 10% of standard	EPA 2023
	—	—		
	—	—		
	—	—		

Notes:

ZW

Field Instrumentation Calibration Form

Site Name: Plant Hammond

Date: 12-2-24

Calibrated By: Zain W.

Field Conditions: Clear, 30°F

Instrument	Manufactuer/ Model	Serial Number
Water Quality Meter	Aqua Troll 400	1170065
Turbidity Meter	La Motte 2020WI	

Calibration Standard Information				
Parameter	Standard	Lot #	Date of Expiration	Brand
Specific Conductance (µS/cm)	4,490	24012048	05/2025	AIR
pH (SU)	4.00	24010943	05/2025	AIR
pH (SU)	7.00	24008587	06/2025	AIR
pH (SU)	10.00	24004996	06/2025	AIR
D.O. (%)	N/A	—	—	—
ORP (mV)	228.0	24011792	06/2025	AIR

Calibration					
Time Start 0725		Time Finish 0751			
Parameter	Standard	Calibration Value	Calibration Solution Temperature (°C)	Acceptance Criteria	Reference
Specific Conductance (µS/cm)	4,490	4490	12.32	± 10% of standard	EPA 2023
pH (SU)	4.00	4.00	12.51	± 0.1	GWMP
pH (SU)	7.00	7.00	12.88	± 0.1	GWMP
pH (SU)	10.00	10.00	13.34	± 0.1	GWMP
D.O. (%)	N/A	100.2	13.00	± 10%	NA
ORP (mV)	228.0	228.0	13.43	± 10	EPA 2023

	Standard	Calibration Value	Acceptance Criteria	Reference
Turbidity (NTU)	0	0	± 10% of standard	EPA 2023
	1	1		
	10	10		
	—	—		

Calibration Check					
Time Start		Time Finish			
Parameter	Standard	Calibration Value	Calibration Solution Temperature (°C)	Acceptance Criteria	Reference
Specific Conductance (µS/cm)	4,490			± 10% of standard	EPA 2023
pH (SU)	4.00			± 0.1	GWMP
pH (SU)	7.00			± 0.1	GWMP
pH (SU)	10.00			± 0.1	GWMP

	Standard	Calibration Value	Acceptance Criteria	Reference
Turbidity (NTU)			± 10% of standard	EPA 2023

Notes:

Site Name: Plant Hammond

Field Instrumentation Calibration Form

Date: 12/02/2024

Calibrated By: Jacob Tracy

Field Conditions: Sunny, Clear

Instrument	Manufactuer/ Model	Serial Number
Water Quality Meter	In-situ	1170046
Turbidity Meter	Lamotte	

Calibration Standard Information				
Parameter	Standard	Lot #	Date of Expiration	Brand
Specific Conductance (µS/cm)	4,490	24010943	05/2025	AIR
pH (SU)	4.00	24010943	05/2025	
pH (SU)	7.00	24008587	06/2025	
pH (SU)	10.00	24004996	06/2025	
D.O. (%)	N/A	—		
ORP (mV)	228.0	24011792	06/2025	

Calibration					
Time Start 11:00		Time Finish 11:30			
Parameter	Standard	Calibration Value	Calibration Solution Temperature (°C)	Acceptance Criteria	Reference
Specific Conductance (µS/cm)	4,490	4490	6.69	± 10% of standard	EPA 2023
pH (SU)	4.00	4.00	6.73	± 0.1	GWMP
pH (SU)	7.00	7.00	7.84	± 0.1	GWMP
pH (SU)	10.00	10.00	8.38	± 0.1	GWMP
D.O. (%)	N/A	100	8.76	± 10%	NA
ORP (mV)	228.0	228.0	8.37	± 10	EPA 2023

	Standard	Calibration Value	Acceptance Criteria	Reference
Turbidity (NTU)	0	0	± 10% of standard	EPA 2023
	1	1.03		
	10	10.2		

Calibration Check					
Time Start		Time Finish			
Parameter	Standard	Calibration Value	Calibration Solution Temperature (°C)	Acceptance Criteria	Reference
Specific Conductance (µS/cm)	4,490			± 10% of standard	EPA 2023
pH (SU)	4.00			± 0.1	GWMP
pH (SU)	7.00			± 0.1	GWMP
pH (SU)	10.00			± 0.1	GWMP

	Standard	Calibration Value	Acceptance Criteria	Reference
Turbidity (NTU)			± 10% of standard	EPA 2023

Notes:

Site Name: Plant Hammond

Field Instrumentation Calibration Form

Date: 12/03/24

Calibrated By: Jacob Irvy

Field Conditions: Sunny, Clear

Instrument	Manufactuer/ Model	Serial Number
Water Quality Meter	In-Situ	~~[illegible]~~ 1080307
Turbidity Meter	Lamotte	

AIR brought replacement sensor ✓

Calibration Standard Information				
Parameter	Standard	Lot #	Date of Expiration	Brand
Specific Conductance (µS/cm)	4,490	24010943	05/2025	AIR
pH (SU)	4.00	24010943	05/2025	
pH (SU)	7.00	24005587	06/2025	
pH (SU)	10.00	24004996	06/2025	
D.O. (%)	N/A			
ORP (mV)	228.0	24011792	06/2025	

Calibration					
Time Start ~~[illegible]~~ 11:45		Time Finish 12:20			
Parameter	Standard	Calibration Value	Calibration Solution Temperature (°C)	Acceptance Criteria	Reference
Specific Conductance (µS/cm)	4,490	4490	8.73	± 10% of standard	EPA 2023
pH (SU)	4.00	4.07	8.75	± 0.1	GWMP
pH (SU)	7.00	7.0	9.42	± 0.1	GWMP
pH (SU)	10.00	11.7	10.08	± 0.1	GWMP
D.O. (%)	N/A	100	12.22	± 10%	NA
ORP (mV)	228.0	228	10.42	± 10	EPA 2023

	Standard	Calibration Value	Acceptance Criteria	Reference
Turbidity (NTU)	0	0.02	± 10% of standard	EPA 2023
	1	1.02		
	10	10.8		

Calibration Check					
Time Start		Time Finish			
Parameter	Standard	Calibration Value	Calibration Solution Temperature (°C)	Acceptance Criteria	Reference
Specific Conductance (µS/cm)	4,490			± 10% of standard	EPA 2023
pH (SU)	4.00			± 0.1	GWMP
pH (SU)	7.00			± 0.1	GWMP
pH (SU)	10.00			± 0.1	GWMP

	Standard	Calibration Value	Acceptance Criteria	Reference
Turbidity (NTU)			± 10% of standard	EPA 2023

Notes:

Site Name: Plant Hammond

Calibrated By: Zain W.

Field Instrumentation Calibration Form

Date: 12/3/24

Field Conditions: Clear, 30°F

Instrument	Manufactuer/ Model	Serial Number
Water Quality Meter	AquaTroll 600	1170065
Turbidity Meter	La Motte 2020we	

Calibration Standard Information				
Parameter	Standard	Lot #	Date of Expiration	Brand
Specific Conductance (µS/cm)	4,490	24010943	05/2025	AIR
pH (SU)	4.00	24010943	05/2025	AIR
pH (SU)	7.00	24008587	06/2025	AIR
pH (SU)	10.00	24004796	06/2025	AIR
D.O. (%)	N/A	—	—	—
ORP (mV)	228.0	24011792	06/2025	AIR

Calibration					
Time Start 0702		Time Finish 0723			
Parameter	Standard	Calibration Value	Calibration Solution Temperature (°C)	Acceptance Criteria	Reference
Specific Conductance (µS/cm)	4,490	4490	6.69	± 10% of standard	EPA 2023
pH (SU)	4.00	4.00	6.73	± 0.1	GWMP
pH (SU)	7.00	7.00	7.84	± 0.1	GWMP
pH (SU)	10.00	10.00	8.38	± 0.1	GWMP
D.O. (%)	N/A	100%	8.76	± 10%	NA
ORP (mV)	228.0	228.0	8.57	± 10	EPA 2023

	Standard	Calibration Value	Acceptance Criteria	Reference
Turbidity (NTU)	0	0	± 10% of standard	EPA 2023
	1	1		
	10	10		
	—	—		

Calibration Check					
Time Start		Time Finish			
Parameter	Standard	Calibration Value	Calibration Solution Temperature (°C)	Acceptance Criteria	Reference
Specific Conductance (µS/cm)	4,490			± 10% of standard	EPA 2023
pH (SU)	4.00			± 0.1	GWMP
pH (SU)	7.00			± 0.1	GWMP
pH (SU)	10.00			± 0.1	GWMP

	Standard	Calibration Value	Acceptance Criteria	Reference
Turbidity (NTU)			± 10% of standard	EPA 2023

Notes:

Site Name: Plant Hammond

Calibrated By: A. Tomlinson

Field Instrumentation Calibration Form

Date: 1/6/2025

Field Conditions: 47°F, cloudy

Instrument	Manufactuer/ Model	Serial Number
Water Quality Meter	Aqua Trau	1082822
Turbidity Meter	Hach 2100Q	24090D000222

Calibration Standard Information				
Parameter	Standard	Lot #	Date of Expiration	Brand
Specific Conductance (µS/cm)	4,490	24010943	5/2025	AUTO CAL
pH (SU)	4.00	24010943	5/2025	AUTO CAL
pH (SU)	7.00	24008587	6/2025	AIR
pH (SU)	10.00	24004996	6/2025	AIR
D.O. (%)	N/A	—	—	—
ORP (mV)	228.0	24011792	6/2025	AIR

Calibration					
Time Start 0900		Time Finish 0920			
Parameter	Standard	Calibration Value	Calibration Solution Temperature (°C)	Acceptance Criteria	Reference
Specific Conductance (µS/cm)	4,490	4,490	9.98	± 10% of standard	EPA 2023
pH (SU)	4.00	4.04	9.08	± 0.1	GWMP
pH (SU)	7.00	7.08	8.88	± 0.1	GWMP
pH (SU)	10.00	10.06	8.76	± 0.1	GWMP
D.O. (%)	N/A	100%	8.57	± 10%	NA
ORP (mV)	228.0	228	8.76	± 10	EPA 2023

	Standard	Calibration Value	Acceptance Criteria	Reference
Turbidity (NTU)	20	21.5	± 10% of standard	EPA 2023
	100	102		
	800	803		
	10	9.85		

Calibration Check					
Time Start		Time Finish			
Parameter	Standard	Calibration Value	Calibration Solution Temperature (°C)	Acceptance Criteria	Reference
Specific Conductance (µS/cm)	4,490			± 10% of standard	EPA 2023
pH (SU)	4.00			± 0.1	GWMP
pH (SU)	7.00			± 0.1	GWMP
pH (SU)	10.00			± 0.1	GWMP

	Standard	Calibration Value	Acceptance Criteria	Reference
Turbidity (NTU)			± 10% of standard	EPA 2023

Notes:

Scanned with CamScanner

Site Name: Hammond

Calibrated By: Hessler

Field Instrumentation Calibration Form

Date: 1/6/24

Field Conditions: Cloudy, 40°F

Instrument	Manufactuer/ Model	Serial Number
Water Quality Meter	insitu	1052517
Turbidity Meter	hach	21060120073

Calibration Standard Information				
Parameter	Standard	Lot #	Date of Expiration	Brand
Specific Conductance (µS/cm)	4,490	24G6643	05/25	insitu
pH (SU)	4.00	↓	↓	↓
pH (SU)	7.00	21K0587	6/25	
pH (SU)	10.00	24K0996	6/25	
D.O. (%)	N/A			
ORP (mV)	228.0	21K0792	6/25	

Calibration					
Time Start 0845		Time Finish			
Parameter	Standard	Calibration Value	Calibration Solution Temperature (°C)	Acceptance Criteria	Reference
Specific Conductance (µS/cm)	4,490	4496	11.14	± 10% of standard	EPA 2023
pH (SU)	4.00	4.00	9.55	± 0.1	GWMP
pH (SU)	7.00	7.0	9.38	± 0.1	GWMP
pH (SU)	10.00	10.0	8.55	± 0.1	GWMP
D.O. (%)	N/A	100	8.66	± 10%	NA
ORP (mV)	228.0	228	6.80	± 10	EPA 2023

	Standard	Calibration Value	Acceptance Criteria	Reference
Turbidity (NTU)	20	19.6	± 10% of standard	EPA 2023
	100	98.6		
	800	790		

Calibration Check					
Time Start		Time Finish			
Parameter	Standard	Calibration Value	Calibration Solution Temperature (°C)	Acceptance Criteria	Reference
Specific Conductance (µS/cm)	4,490			± 10% of standard	EPA 2023
pH (SU)	4.00			± 0.1	GWMP
pH (SU)	7.00			± 0.1	GWMP
pH (SU)	10.00			± 0.1	GWMP

	Standard	Calibration Value	Acceptance Criteria	Reference
Turbidity (NTU)			± 10% of standard	EPA 2023

Notes:

Scanned with CamScanner

Site Name: Plant Hammond

Calibrated By: T. Gressler

Field Instrumentation Calibration Form

Date: 1/17/2024

Field Conditions: Cloudy, 28°

Instrument	Manufactuer/ Model	Serial Number
Water Quality Meter	Insitu	1032817
Turbidity Meter	Hach	24591012000173

Calibration Standard Information

Parameter	Standard	Lot #	Date of Expiration	Brand
Specific Conductance (µS/cm)	4,490	24101973	5/25	Insitu
pH (SU)	4.00			
pH (SU)	7.00	24055357	6/25	
pH (SU)	10.00	24001996	6/25	
D.O. (%)	N/A			
ORP (mV)	228.0	24011792	6/25	

Calibration

Time Start 0605 Time Finish 0635

Parameter	Standard	Calibration Value	Calibration Solution Temperature (°C)	Acceptance Criteria	Reference
Specific Conductance (µS/cm)	4,490	4490	15.93	± 10% of standard	EPA 2023
pH (SU)	4.00	4.0	15.90	± 0.1	GWMP
pH (SU)	7.00	7.00	15.48	± 0.1	GWMP
pH (SU)	10.00	10.00	15.20	± 0.1	GWMP
D.O. (%)	N/A	100	15.05	± 10%	NA
ORP (mV)	228.0	228	15.02	± 10	EPA 2023

	Standard	Calibration Value	Acceptance Criteria	Reference
Turbidity (NTU)	20	20.6	± 10% of standard	EPA 2023
	100	102		
	800	810		
	10	9.78		

Calibration Check

Time Start Time Finish

Parameter	Standard	Calibration Value	Calibration Solution Temperature (°C)	Acceptance Criteria	Reference
Specific Conductance (µS/cm)	4,490	20.6		± 10% of standard	EPA 2023
pH (SU)	4.00	102		± 0.1	GWMP
pH (SU)	7.00			± 0.1	GWMP
pH (SU)	10.00			± 0.1	GWMP

	Standard	Calibration Value	Acceptance Criteria	Reference
Turbidity (NTU)			± 10% of standard	EPA 2023

Notes:

Scanned with CamScanner

Site Name: Plant Hammond

Field Instrumentation Calibration Form

Date: 2/4/25

Calibrated By: TH

Field Conditions: 46-74 F partly cloudy

Instrument	Manufactuer/ Model	Serial Number
Water Quality Meter	aquatroll 400	965584
Turbidity Meter	lamotte 2020t	4126-2623

Calibration Standard Information				
Parameter	Standard	Lot #	Date of Expiration	Brand
Specific Conductance (µS/cm)	4,490	24010943	05/25	AIR
pH (SU)	4.00	"	"	
pH (SU)	7.00	24008587	06/25	↓
pH (SU)	10.00	24004916	06/25	
D.O. (%)	N/A	—	—	—
ORP (mV)	228.0	24011792	06/25	AIR

Calibration					
Time Start 0720		Time Finish 0745			
Parameter	Standard	Calibration Value	Calibration Solution Temperature (°C)	Acceptance Criteria	Reference
Specific Conductance (µS/cm)	4,490	4490	17.79	± 10% of standard	EPA 2023
pH (SU)	4.00	4.00	17.77	± 0.1	GWMP
pH (SU)	7.00	7.00	17.67	± 0.1	GWMP
pH (SU)	10.00	10.00	17.58	± 0.1	GWMP
D.O. (%)	N/A	100	18.10	± 10%	NA
ORP (mV)	228.0	228	17.39	± 10	EPA 2023

	Standard	Calibration Value	Acceptance Criteria	Reference
Turbidity (NTU)	0	0	± 10% of standard	EPA 2023
	1	0.9		
	10	10.5		
	—	—		

Calibration Check					
Time Start 1412		Time Finish 1425			
Parameter	Standard	Calibration Value	Calibration Solution Temperature (°C)	Acceptance Criteria	Reference
Specific Conductance (µS/cm)	4,490	4490	21.55	± 10% of standard	EPA 2023
pH (SU)	4.00	4.00	21.43	± 0.1	GWMP
pH (SU)	7.00	7.00	21.55	± 0.1	GWMP
pH (SU)	10.00	10.00	22.21	± 0.1	GWMP

	Standard	Calibration Value	Acceptance Criteria	Reference
Turbidity (NTU)	0	0	± 10% of standard	EPA 2023
	1	TH ~~[illegible]~~ 0.9		
	10	10.5		
	—	—		

Notes:

Site Name: Plant Hammond

Calibrated By: Zain Webb

Field Instrumentation Calibration Form

Date: 2-4-25

Field Conditions: Cloudy, 55°F

Instrument	Manufactuer/ Model	Serial Number
Water Quality Meter	AquaTroll 400	952637
Turbidity Meter	La Motte 2020we	1511-4111

Calibration Standard Information				
Parameter	Standard	Lot #	Date of Expiration	Brand
Specific Conductance (µS/cm)	4,490	24010943	05/2025	AIR
pH (SU)	4.00	24010943	05/2025	AIR
pH (SU)	7.00	24008587	06/2025	AIR
pH (SU)	10.00	24004996	06/2025	AIR
D.O. (%)	N/A	—	—	AIR
ORP (mV)	228.0	24001772	06/2025	AIR

Calibration					
Time Start 0742		Time Finish 0806			
Parameter	Standard	Calibration Value	Calibration Solution Temperature (°C)	Acceptance Criteria	Reference
Specific Conductance (µS/cm)	4,490	4490	13.30	± 10% of standard	EPA 2023
pH (SU)	4.00	4.00	13.32	± 0.1	GWMP
pH (SU)	7.00	7.00	13.72	± 0.1	GWMP
pH (SU)	10.00	10.00	13.81	± 0.1	GWMP
D.O. (%)	N/A	100%	13.60	± 10%	NA
ORP (mV)	228.0	228.0	13.68	± 10	EPA 2023

	Standard	Calibration Value	Acceptance Criteria	Reference
Turbidity (NTU)	0	0	± 10% of standard	EPA 2023
	1	1		
	10	10		
	—	—		

Calibration Check					
Time Start 1245		Time Finish 1259			
Parameter	Standard	Calibration Value	Calibration Solution Temperature (°C)	Acceptance Criteria	Reference
Specific Conductance (µS/cm)	4,490	4490	23.33	± 10% of standard	EPA 2023
pH (SU)	4.00	4.00	23.20	± 0.1	GWMP
pH (SU)	7.00	7.00	21.14	± 0.1	GWMP
pH (SU)	10.00	10.00	21.12	± 0.1	GWMP

	Standard	Calibration Value	Acceptance Criteria	Reference
Turbidity (NTU)	0	0	± 10% of standard	EPA 2023
	1	1		
	10	10		
	—	—		

Notes:

Site Name: Hammond

Calibrated By: TH

Field Instrumentation Calibration Form

Date: 2/5/25

Field Conditions: cold, cloudy

Instrument	Manufactuer/ Model	Serial Number
Water Quality Meter	AquaTroll 400	9C558C
Turbidity Meter	La Motte 2020e	4126-2623

Calibration Standard Information				
Parameter	Standard	Lot #	Date of Expiration	Brand
Specific Conductance (µS/cm)	4,490	24010943	05/25	AIR
pH (SU)	4.00	24010943	05/25	
pH (SU)	7.00	24008587	06/25	
pH (SU)	10.00	24004996	06/25	
D.O. (%)	N/A	—	—	—
ORP (mV)	228.0	24011792	06/25	

Calibration					
Time Start 0745		Time Finish 0805			
Parameter	Standard	Calibration Value	Calibration Solution Temperature (°C)	Acceptance Criteria	Reference
Specific Conductance (µS/cm)	4,490	4490	16.65	± 10% of standard	EPA 2023
pH (SU)	4.00	4.00	16.65	± 0.1	GWMP
pH (SU)	7.00	7.00	16.78	± 0.1	GWMP
pH (SU)	10.00	10.00	16.29	± 0.1	GWMP
D.O. (%)	N/A	100%	16.42	± 10%	NA
ORP (mV)	228.0	228	15.48	± 10	EPA 2023

	Standard	Calibration Value	Acceptance Criteria	Reference
Turbidity (NTU)	0	0	± 10% of standard	EPA 2023
	1	1.10		
	10	10.5		

Calibration Check					
Time Start —		Time Finish —			
Parameter	Standard	Calibration Value	Calibration Solution Temperature (°C)	Acceptance Criteria	Reference
Specific Conductance (µS/cm)	4,490			± 10% of standard	EPA 2023
pH (SU)	4.00			± 0.1	GWMP
pH (SU)	7.00			± 0.1	GWMP
pH (SU)	10.00			± 0.1	GWMP

	Standard	Calibration Value	Acceptance Criteria	Reference
Turbidity (NTU)			± 10% of standard	EPA 2023

Notes:

No Midday Cal

Site Name: Plant Hammond

Calibrated By: Zain W.

Field Instrumentation Calibration Form

Date: 2-5-25

Field Conditions: Cloudy, 55°F

Instrument	Manufactuer/ Model	Serial Number
Water Quality Meter	Aqua Troll 400	952637
Turbidity Meter	La Motte, 2020we	1511-4111

Calibration Standard Information				
Parameter	Standard	Lot #	Date of Expiration	Brand
Specific Conductance (µS/cm)	4,490	24010943	05/2025	AIR
pH (SU)	4.00	24010943	05/2025	AIR
pH (SU)	7.00	24008587	06/2025	AIR
pH (SU)	10.00	24004996	06/2025	AIR
D.O. (%)	N/A	—	—	AIR
ORP (mV)	228.0	24011792	06/2025	AIR

Calibration					
Time Start 0730		Time Finish 0800			
Parameter	Standard	Calibration Value	Calibration Solution Temperature (°C)	Acceptance Criteria	Reference
Specific Conductance (µS/cm)	4,490	4490	12.12	± 10% of standard	EPA 2023
pH (SU)	4.00	4.00	12.46	± 0.1	GWMP
pH (SU)	7.00	7.00	13.18	± 0.1	GWMP
pH (SU)	10.00	10.00	13.42	± 0.1	GWMP
D.O. (%)	N/A	100%	12.90	± 10%	NA
ORP (mV)	228.0	228.0	13.31	± 10	EPA 2023

	Standard	Calibration Value	Acceptance Criteria	Reference
Turbidity (NTU)	0	0	± 10% of standard	EPA 2023
	1	1		
	10	10		
	—	—		

Calibration Check					
Time Start		Time Finish			
Parameter	Standard	Calibration Value	Calibration Solution Temperature (°C)	Acceptance Criteria	Reference
Specific Conductance (µS/cm)	4,490			± 10% of standard	EPA 2023
pH (SU)	4.00			± 0.1	GWMP
pH (SU)	7.00			± 0.1	GWMP
pH (SU)	10.00			± 0.1	GWMP

	Standard	Calibration Value	Acceptance Criteria	Reference
Turbidity (NTU)			± 10% of standard	EPA 2023

Notes:

No mid-day calibration

Site Name: Plant Hammond

Calibrated By: Zain W.

Field Instrumentation Calibration Form

Date: 3-5-25

Field Conditions: Clear, 50°F

Instrument	Manufactuer/ Model	Serial Number
Water Quality Meter	AquaTroll 400	1146036
Turbidity Meter		

Calibration Standard Information				
Parameter	Standard	Lot #	Date of Expiration	Brand
Specific Conductance (µS/cm)	4,490	24014218	01/2026	AIR
pH (SU)	4.00	24014218	01/2026	AIR
pH (SU)	7.00	24014266	01/2026	AIR
pH (SU)	10.00	24011537	01/2026	AIR
D.O. (%)	N/A	—	—	—
ORP (mV)	228.0	22490162	01/2026	AIR

Calibration

Time Start 0800 Time Finish 0815

Parameter	Standard	Calibration Value	Calibration Solution Temperature (°C)	Acceptance Criteria	Reference
Specific Conductance (µS/cm)	4,490	4490	16.34	± 10% of standard	EPA 2023
pH (SU)	4.00	4.00	16.67	± 0.1	GWMP
pH (SU)	7.00	7.00	17.33	± 0.1	GWMP
pH (SU)	10.00	10.00	17.62	± 0.1	GWMP
D.O. (%)	N/A	100%	15.95	± 10%	NA
ORP (mV)	228.0	228.0	17.53	± 10	EPA 2023

	Standard	Calibration Value	Acceptance Criteria	Reference
Turbidity (NTU)	0	0	± 10% of standard	EPA 2023
	1	1		
	10	10		
	–	–		

Calibration Check

Time Start 1246 Time Finish 1250

Parameter	Standard	Calibration Value	Calibration Solution Temperature (°C)	Acceptance Criteria	Reference
Specific Conductance (µS/cm)	4,490	4345.7	16.81	± 10% of standard	EPA 2023
pH (SU)	4.00	4.09	16.81	± 0.1	GWMP
pH (SU)	7.00	7.00	16.67	± 0.1	GWMP
pH (SU)	10.00	10.09	16.84	± 0.1	GWMP

	Standard	Calibration Value	Acceptance Criteria	Reference
Turbidity (NTU)	0	0	± 10% of standard	EPA 2023
	1	0.99		
	10	9.87		
	–			

Notes:

Site Name: Plat Hammond

Field Instrumentation Calibration Form

Date: 3-5-25

Calibrated By: Zain W.

Field Conditions: Clear, 50°F

Instrument	Manufactuer/ Model	Serial Number
Water Quality Meter	AquaTroll 400	1167968
Turbidity Meter	LaMotte 2020e	4121-2623

Calibration Standard Information				
Parameter	Standard	Lot #	Date of Expiration	Brand
Specific Conductance (µS/cm)	4,490	24014218	01/2026	AIR
pH (SU)	4.00	24014218	01/2026	AIR
pH (SU)	7.00	24014266	01/2026	AIR
pH (SU)	10.00	24011557	01/2026	AIR
D.O. (%)	N/A	—	—	—
ORP (mV)	228.0	22490162	01/2026	AIR

Calibration					
Time Start 0720		Time Finish 0800			
Parameter	Standard	Calibration Value	Calibration Solution Temperature (°C)	Acceptance Criteria	Reference
Specific Conductance (µS/cm)	4,490	4490	16.78	± 10% of standard	EPA 2023
pH (SU)	4.00	4.00	16.84	± 0.1	GWMP
pH (SU)	7.00	7.00	17.03	± 0.1	GWMP
pH (SU)	10.00	10.00	17.13	± 0.1	GWMP
D.O. (%)	N/A	100%	13.54	± 10%	NA
ORP (mV)	228.0	228.0	17.00	± 10	EPA 2023

	Standard	Calibration Value	Acceptance Criteria	Reference
Turbidity (NTU)	0	0	± 10% of standard	EPA 2023
	1	1		
	10	10		
	—	—		

Calibration Check					
Time Start		Time Finish			
Parameter	Standard	Calibration Value	Calibration Solution Temperature (°C)	Acceptance Criteria	Reference
Specific Conductance (µS/cm)	4,490			± 10% of standard	EPA 2023
pH (SU)	4.00			± 0.1	GWMP
pH (SU)	7.00			± 0.1	GWMP
pH (SU)	10.00			± 0.1	GWMP

ZW 3-5-25

	Standard	Calibration Value	Acceptance Criteria	Reference
Turbidity (NTU)			± 10% of standard	EPA 2023

Notes:

ZW 3-5-25

Site Name: Plant Hammond

Field Instrumentation Calibration Form

Date: 3/6/2025

Calibrated By: J. Kiessler

Field Conditions: Clear, 38°

Instrument	Manufactuer/ Model	Serial Number
Water Quality Meter	Aquaread AP-2000	11400036
Turbidity Meter		

Calibration Standard Information				
Parameter	Standard	Lot #	Date of Expiration	Brand
Specific Conductance (µS/cm)	4,490	24014218	1/2026	Inv/Km
pH (SU)	4.00	↓	↓	↓
pH (SU)	7.00	24014266	01/26	
pH (SU)	10.00	24011537	01/26	
D.O. (%)	N/A	—	—	
ORP (mV)	228.0	22140162	01/26	

Calibration					
Time Start 0700		Time Finish 0750			
Parameter	Standard	Calibration Value	Calibration Solution Temperature (°C)	Acceptance Criteria	Reference
Specific Conductance (µS/cm)	4,490	4400	9.38	± 10% of standard	EPA 2023
pH (SU)	4.00	4	9.43	± 0.1	GWMP
pH (SU)	7.00	7	10.28	± 0.1	GWMP
pH (SU)	10.00	10	11.21	± 0.1	GWMP
D.O. (%)	N/A	100	11.38	± 10%	NA
ORP (mV)	228.0	228	11.18	± 10	EPA 2023

	Standard	Calibration Value	Acceptance Criteria	Reference
Turbidity (NTU)	0	0	± 10% of standard	EPA 2023
	1	0.97		
	10	10.03		
	—	—		

Calibration Check					
Time Start		Time Finish			
Parameter	Standard	Calibration Value	Calibration Solution Temperature (°C)	Acceptance Criteria	Reference
Specific Conductance (µS/cm)	4,490			± 10% of standard	EPA 2023
pH (SU)	4.00			± 0.1	GWMP
pH (SU)	7.00			± 0.1	GWMP
pH (SU)	10.00			± 0.1	GWMP

	Standard	Calibration Value	Acceptance Criteria	Reference
Turbidity (NTU)			± 10% of standard	EPA 2023

Notes: issues w/ orp probe, cal Broken into 3 electronic reports.
No multiday, end sampling prior to noon

Site Name: Plant Hammond

Field Instrumentation Calibration Form

Date: 3-6-25

Calibrated By: Zain W.

Field Conditions: Cloudy, 50°F

Instrument	Manufactuer/ Model	Serial Number
Water Quality Meter	AquaTroll 400	1167968
Turbidity Meter	LaMotte 2020e	4121-2023

Calibration Standard Information				
Parameter	Standard	Lot #	Date of Expiration	Brand
Specific Conductance (µS/cm)	4,490	24014218	01/2026	AIR
pH (SU)	4.00	24014218	01/2026	AIR
pH (SU)	7.00	24014266	01/2026	AIR
pH (SU)	10.00	24011537	01/2026	AIR
D.O. (%)	N/A	–	–	–
ORP (mV)	228.0	22490162	01/2026	AIR

Calibration					
Time Start 0716		Time Finish 0751			
Parameter	Standard	Calibration Value	Calibration Solution Temperature (°C)	Acceptance Criteria	Reference
Specific Conductance (µS/cm)	4,490	4490	6.54	± 10% of standard	EPA 2023
pH (SU)	4.00	4.00	6.72	± 0.1	GWMP
pH (SU)	7.00	7.00	7.27	± 0.1	GWMP
pH (SU)	10.00	10.00	7.65	± 0.1	GWMP
D.O. (%)	N/A	100%	8.60	± 10%	NA
ORP (mV)	228.0	228.0	7.80	± 10	EPA 2023

	Standard	Calibration Value	Acceptance Criteria	Reference
Turbidity (NTU)	0	0	± 10% of standard	EPA 2023
	1	1		
	10	10		
	–	–		

Calibration Check					
Time Start 1151		Time Finish 1207			
Parameter	Standard	Calibration Value	Calibration Solution Temperature (°C)	Acceptance Criteria	Reference
Specific Conductance (µS/cm)	4,490	4490	12.93	± 10% of standard	EPA 2023
pH (SU)	4.00	4.00	13.17	± 0.1	GWMP
pH (SU)	7.00	7.00	12.62	± 0.1	GWMP
pH (SU)	10.00	10.00	12.39	± 0.1	GWMP

	Standard	Calibration Value	Acceptance Criteria	Reference
Turbidity (NTU)	0	0	± 10% of standard	EPA 2023
	1	1		
	10	10		
	–	–		

Notes:

ZW 3-6-25

Site Name: plane Hammond

Calibrated By: Yongli Wang

Field Instrumentation Calibration Form

Date: 4/2/25

Field Conditions: Sunny / pm cloudy

Instrument	Manufactuer/ Model	Serial Number
Water Quality Meter	Aquaroll, 1149110	1149110
Turbidity Meter	lumotel 2000	4126-2603

Calibration Standard Information				
Parameter	Standard	Lot #	Date of Expiration	Brand
Specific Conductance (µS/cm)	4,490	24014218	01/2026	AZ
pH (SU)	4.00	24014218	01/2026	AZ
pH (SU)	7.00	24014266	01/2026	AZ
pH (SU)	10.00	24010359	01/2026	AZ
D.O. (%)	N/A	—		
ORP (mV)	228.0	23449102	01/2026	AZ

Calibration					
Time Start 1025		Time Finish 1045			
Parameter	Standard	Calibration Value	Calibration Solution Temperature (°C)	Acceptance Criteria	Reference
Specific Conductance (µS/cm)	4,490	4490	21.90	± 10% of standard	EPA 2023
pH (SU)	4.00	4.00	21.91	± 0.1	GWMP
pH (SU)	7.00	7.00	21.99	± 0.1	GWMP
pH (SU)	10.00	10.00	22.00	± 0.1	GWMP
D.O. (%)	N/A	100%	22.26	± 10%	NA
ORP (mV)	228.0	228.0	21.93	± 10	EPA 2023

	Standard	Calibration Value	Acceptance Criteria	Reference
Turbidity (NTU)	0	0	± 10% of standard	EPA 2023
	1	1		
	10	10		
	—	—		

Calibration Check					
Time Start		Time Finish			
Parameter	Standard	Calibration Value	Calibration Solution Temperature (°C)	Acceptance Criteria	Reference
Specific Conductance (µS/cm)	4,490			± 10% of standard	EPA 2023
pH (SU)	4.00			± 0.1	GWMP
pH (SU)	7.00			± 0.1	GWMP
pH (SU)	10.00			± 0.1	GWMP

	Standard	Calibration Value	Acceptance Criteria	Reference
Turbidity (NTU)			± 10% of standard	EPA 2023

Notes: no midday cal, start around noon

Site Name: plant Hammond

Calibrated By: Zuhn

Field Instrumentation Calibration Form

Date: 4/2/25

Field Conditions: Sunny

Instrument	Manufactuer/ Model	Serial Number
Water Quality Meter	AquaTroll 400	1179236
Turbidity Meter	Lamotte 2020t	—

Calibration Standard Information				
Parameter	Standard	Lot #	Date of Expiration	Brand
Specific Conductance (µS/cm)	4,490	24014218	01/2026	AIR
pH (SU)	4.00	24014218	01/2026	AIR
pH (SU)	7.00	24014266	01/2026	AIR
pH (SU)	10.00	24011537	01/2026	AIR
D.O. (%)	N/A	—	—	AIR
ORP (mV)	228.0	22490162	01/2026	AIR

Calibration					
Time Start 1115		Time Finish 1142			
Parameter	Standard	Calibration Value	Calibration Solution Temperature (°C)	Acceptance Criteria	Reference
Specific Conductance (µS/cm)	4,490	4490	22.42	± 10% of standard	EPA 2023
pH (SU)	4.00	4.0	22.47	± 0.1	GWMP
pH (SU)	7.00	7.0	23.08	± 0.1	GWMP
pH (SU)	10.00	1200	23.19	± 0.1	GWMP
D.O. (%)	N/A	100%	23.41	± 10%	NA
ORP (mV)	228.0	228	23.32	± 10	EPA 2023

	Standard	Calibration Value	Acceptance Criteria	Reference
Turbidity (NTU)	0	0	± 10% of standard	EPA 2023
	1	1		
	10	10		
	—	—		

Calibration Check					
Time Start		Time Finish			
Parameter	Standard	Calibration Value	Calibration Solution Temperature (°C)	Acceptance Criteria	Reference
Specific Conductance (µS/cm)	4,490			± 10% of standard	EPA 2023
pH (SU)	4.00			± 0.1	GWMP
pH (SU)	7.00			± 0.1	GWMP
pH (SU)	10.00	ZW		± 0.1	GWMP

	Standard	Calibration Value	Acceptance Criteria	Reference
Turbidity (NTU)			± 10% of standard	EPA 2023

Notes:

No midday cal; started around noon

Zw

Site Name: Plant Hammond

Calibrated By: Zain W.

Field Instrumentation Calibration Form

Date: 4-3-25

Field Conditions: Clear, 65°F

Instrument	Manufactuer/ Model	Serial Number
Water Quality Meter	AquaTroll 400	117923G
Turbidity Meter	LaMotte 2020e	—

Calibration Standard Information				
Parameter	Standard	Lot #	Date of Expiration	Brand
Specific Conductance (µS/cm)	4,490	24014218	01/2026	AIR
pH (SU)	4.00	24014218	01/2026	AIR
pH (SU)	7.00	24014266	01/2026	AIR
pH (SU)	10.00	24011537	01/2026	AIR
D.O. (%)	N/A	—	—	—
ORP (mV)	228.0	22490162	01/2026	AIR

Calibration					
Time Start 0727		Time Finish 0751			
Parameter	Standard	Calibration Value	Calibration Solution Temperature (°C)	Acceptance Criteria	Reference
Specific Conductance (µS/cm)	4,490	4490	21.62	± 10% of standard	EPA 2023
pH (SU)	4.00	4.00	22.61	± 0.1	GWMP
pH (SU)	7.00	7.00	23.16	± 0.1	GWMP
pH (SU)	10.00	10.00	23.30	± 0.1	GWMP
D.O. (%)	N/A	— 100%	22.60	± 10%	NA
ORP (mV)	228.0	228.0	23.49	± 10	EPA 2023

	Standard	Calibration Value	Acceptance Criteria	Reference
Turbidity (NTU)	0	0	± 10% of standard	EPA 2023
	1	1		
	10	10		
	—	—		

Calibration Check					
Time Start 1134		Time Finish 1149			
Parameter	Standard	Calibration Value	Calibration Solution Temperature (°C)	Acceptance Criteria	Reference
Specific Conductance (µS/cm)	4,490	4490	25.31	± 10% of standard	EPA 2023
pH (SU)	4.00	4.00	23.21	± 0.1	GWMP
pH (SU)	7.00	7.00	24.50	± 0.1	GWMP
pH (SU)	10.00	10.00	24.31	± 0.1	GWMP

	Standard	Calibration Value	Acceptance Criteria	Reference
Turbidity (NTU)	0	0	± 10% of standard	EPA 2023
	1	1		
	10	10		
	—	—		

Notes:

ZW

Site Name: Plane Hammond

Calibrated By: Yonglin W

Field Instrumentation Calibration Form

Date: 4/3/25

Field Conditions: Sunny

Instrument	Manufactuer/ Model	Serial Number
Water Quality Meter	AquaTroll	114970
Turbidity Meter	lamotte/2008	4126-2023

Calibration Standard Information

Parameter	Standard	Lot #	Date of Expiration	Brand
Specific Conductance (µS/cm)	4,490	2401421A	01/2026	ATP
pH (SU)	4.00	2401421A	01/2026	ATP
pH (SU)	7.00	2401426b	01/2026	ATP
pH (SU)	10.00	2401537	01/2026	ATP
D.O. (%)	N/A			
ORP (mV)	228.0	2244016	01/2026	ATP

Calibration

Time Start 0724 Time Finish 0744

Parameter	Standard	Calibration Value	Calibration Solution Temperature (°C)	Acceptance Criteria	Reference
Specific Conductance (µS/cm)	4,490	4440	22.16	± 10% of standard	EPA 2023
pH (SU)	4.00	4.00	22.13	± 0.1	GWMP
pH (SU)	7.00	7.00	22.14	± 0.1	GWMP
pH (SU)	10.00	10.00	22.27	± 0.1	GWMP
D.O. (%)	N/A	100%	21.30	± 10%	NA
ORP (mV)	228.0	228	22.11	± 10	EPA 2023

	Standard	Calibration Value	Acceptance Criteria	Reference
Turbidity (NTU)	0	0	± 10% of standard	EPA 2023
	1	1		
	10	10		

YW

Calibration Check

Time Start 1134 Time Finish 1154

Parameter	Standard	Calibration Value	Calibration Solution Temperature (°C)	Acceptance Criteria	Reference
Specific Conductance (µS/cm)	4,490	4440	25.00	± 10% of standard	EPA 2023
pH (SU)	4.00	4.0	24.51	± 0.1	GWMP
pH (SU)	7.00	7.0	24.16	± 0.1	GWMP
pH (SU)	10.00	10.00	24.17	± 0.1	GWMP

	Standard	Calibration Value	Acceptance Criteria	Reference
Turbidity (NTU)	0	0	± 10% of standard	EPA 2023
	1	1		
	10	10		

YW

Notes:

YW