Georgia Power

Plant McIntosh Ash Pond 1

Permit No. 051-011D(CCR)
Effingham County

2025 ANNUAL GROUNDWATER MONITORING AND CORRECTIVE ACTION REPORT

Atlantic Coast Consulting, Inc.

PROFESSIONAL CERTIFICATION

This *2025 Annual Groundwater Monitoring and Corrective Action Report, Georgia Power Company – Plant McIntosh Ash Pond 1* has been prepared in compliance with the United States Environmental Protection Agency Coal Combustion Residuals Rule (40 Code of Federal Regulations [CFR] 257 Subpart D), specifically § 257.90(e), and the Georgia Environmental Protection Division Rules for Solid Waste Management 391-3-4-.10 by a qualified groundwater scientist or engineer with Atlantic Coast Consulting, Inc. (ACC). I hereby certify that I am a qualified groundwater scientist, in accordance with the Georgia Rules of Solid Waste Management 391-3-4-.01.

ATLANTIC COAST CONSULTING, INC.



Charles B. Adams, P.G.
Project Manager
Date: January 30, 2026

Chad Hall, PhD, P.E.
Senior Professional Engineer
Date: January 30, 2026

SUMMARY

This summary of the *2025 Annual Groundwater Monitoring and Corrective Action Report* provides the groundwater monitoring and corrective action program status from January through December 2025 for Georgia Power Company (Georgia Power) Plant McIntosh Ash Pond 1 (the Site or AP-1). This summary was prepared by Atlantic Coast Consulting, Inc. (ACC) on behalf of Georgia Power to meet the requirements listed in Part A, Section 6[1] of the United States Environmental Protection Agency (US EPA) Coal Combustion Residuals (CCR) Rule (40 Code of Federal Regulations [CFR] 257 Subpart D).

Plant McIntosh is located at 981 Old Augusta Central Road, approximately 4 miles northeast of the City of Rincon, in Effingham County, Georgia. AP-1 is located on the eastern portion of the Plant McIntosh property. The Georgia Environmental Protection Division (EPD) approved the CCR permit 051-011D(CCR) for the Site on February 6, 2020. The Site has been closed by removal of CCR material.

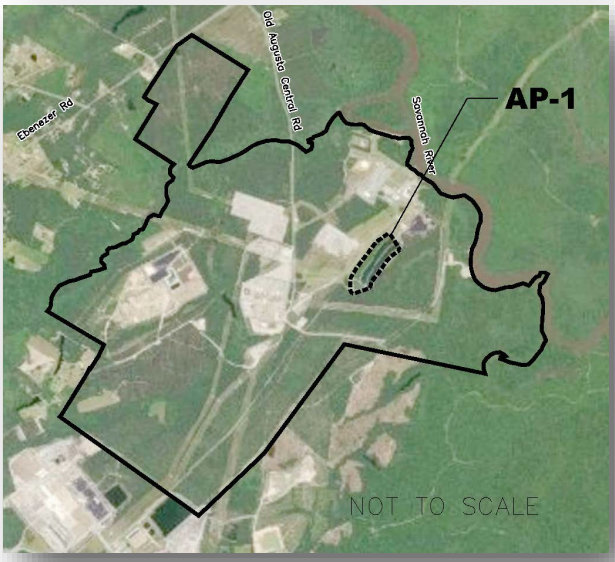

Plant McIntosh and Ash Pond 1 (AP-1)

Groundwater at the Site is monitored using a comprehensive monitoring system of wells installed to meet federal and state monitoring requirements. Routine sampling and reporting began after background groundwater conditions were established between May 2016 and April 2017. Based on groundwater conditions at the Site, an assessment monitoring program was established on January 15, 2018. An Alternate Source Demonstration (ASD) completed in January 2019 and a November 2019 supplemental presented lines of evidence demonstrating that statistically significant levels (SSL) of cobalt and lithium in groundwater were not due to a release from the unit. In response to the cobalt and lithium 2018 ASD and 2019 Supplemental ASD, Georgia EPD provided a letter of non-concurrence on September 20, 2024 (Georgia EPD, 2024). Georgia EPD noted that if further information becomes available, Georgia Power may provide updated information to support an ASD but requested Georgia Power initiate an Assessment of Corrective Measures (ACM). Though cobalt is no longer an SSL, a Notice of Initiation of Assessment of Corrective Measures was placed in the Operating Record on December 19, 2024. The ACM report for lithium was submitted to Georgia EPD May 16, 2025. During this January through December 2025 annual reporting period, the Site remained in assessment monitoring.

During the reporting period, ACC conducted semiannual sampling events in February 2025 and August 2025. Groundwater samples were submitted to Eurofins Environment Testing America (Eurofins) for analysis. Per the CCR Rule, groundwater results for February 2025

[1] 80 FR 21468, Apr. 17, 2015, as amended at 81 FR 51807, Aug. 5, 2016; 83 FR 36452, July 30, 2018; 85 FR 53561, Aug. 28, 2020

and August 2025 data were evaluated in accordance with the certified statistical methods. Those evaluations showed statistical significance for Appendix III[2] and Appendix IV[3] parameters in wells as summarized in the table below.

Appendix III Parameter	**February 2025**	**August 2025**
Boron	MGWC-1, MGWC-2, MGWC-3, MGWC-7, MGWC-8	MGWC-1, MGWC-2, MGWC-3, MGWC-7, MGWC-8
Calcium	MGWC-1, MGWC-8	None
Chloride	MGWC-1, MGWC-2, MGWC-3, MGWC-8	MGWC-1, MGWC-2
Fluoride	None	MGWC-7, MGWC-12
Sulfate	MGWC-1, MGWC-2, MGWC-3, MGWC-7, MGWC-8	MGWC-1, MGWC-2, MGWC-3, MGWC-7, MGWC-8
TDS	MGWC-1, MGWC-2, MGWC-8	MGWC-1, MGWC-2, MGWC-3, MGWC-7, MGWC-8
Appendix IV Parameter	**February 2025**	**August 2025**
Lithium	MGWC-7	MGWC-7

Based on review of the Appendix III and Appendix IV statistical results completed for the groundwater monitoring and corrective action program from January through December 2025, the Site will continue in assessment monitoring. Georgia Power will continue routine groundwater monitoring and reporting at the Site. Reports will be posted to Georgia Power's website and provided to the Georgia EPD semiannually.

[2] Boron, calcium, chloride, fluoride, pH, sulfate, and total dissolved solids (TDS)
[3] Antimony, arsenic, barium, beryllium, cadmium, chromium, cobalt, fluoride, lead, lithium, mercury, molybdenum, selenium, thallium, and radium 226 + 228

TABLE OF CONTENTS

Section Page No.

1.0 INTRODUCTION 1
1.1 Site Description and Background 1
1.2 Regional Geology and Hydrogeologic Setting 1
1.3 Groundwater Monitoring System and CCR Unit Description 1
2.0 GROUNDWATER MONITORING ACTIVITIES 2
2.1 Monitoring Well Installation and Maintenance 2
2.2 Assessment Monitoring 2
2.3 Additional Sampling 2
3.0 SAMPLE METHODOLOGY & ANALYSIS 3
3.1 Groundwater Flow Direction, Gradient, and Velocity 3
3.2 Groundwater Sampling 3
3.3 Laboratory Analyses 4
3.4 Quality Assurance and Quality Control 4
4.0 STATISTICAL ANALYSIS 5
4.1 Statistical Analysis Methods 5
4.1.1 Appendix III Statistical Methods 5
4.1.2 Appendix IV Statistical Methods 5
4.2 Statistical Analysis Results 6
4.2.1 Semiannual Appendix III Statistical Results 6
4.2.2 Semiannual Appendix IV Statistical Results 6
5.0 NATURE AND EXTENT 7
6.0 MONITORING PROGRAM STATUS 7
6.1 Assessment Monitoring Status 7
6.2 Assessment of Corrective Measures 7
6.3 Annual Potable Well Survey 7
7.0 CONCLUSIONS & FUTURE ACTIONS 8
8.0 REFERENCES 9

Tables

Table 1 – Monitoring Well Network Summary

Table 2 – Groundwater Event Summary

Table 3 – Summary of Groundwater Elevations

Table 4A – Horizontal Groundwater Flow Velocity Calculations – February 2025

Table 4B – Horizontal Groundwater Flow Velocity Calculations – August 2025

Table 5A – Groundwater Analytical Data Summary – February 2025

Table 5B – Groundwater Analytical Data Summary – August 2025

Table 6 – Statistical Method Summary

Table 7 – Summary of Background Levels and GWPS

Figures

Figure 1 – Site Location Map

Figure 2 – CCR Removal Map

Figure 3 – Well Location Map

Figure 4A – Potentiometric Contour Map – February 2025

Figure 4B – Potentiometric Contour Map – August 2025

Appendices

Appendix A – Laboratory Analytical and Field Sampling Reports

Laboratory Analytical and Field Sampling Reports – February 2025 Monitoring Event

Laboratory Analytical and Field Sampling Reports – August 2025 Monitoring Event

Appendix B – Statistical Analysis Reports

Statistical Analysis Reports – February 2025 Monitoring Event

Statistical Analysis Reports – August 2025 Monitoring Event

Appendix C – Semiannual Remedy Selection and Design Progress Report

Appendix D – Annual Potable Well Survey

1.0 INTRODUCTION

In accordance with the United States Environmental Protection Agency (US EPA) Coal Combustion Residuals (CCR) Rule (40 Code of Federal Regulations [CFR] 257 Subpart D) and the Georgia Environmental Protection Division (EPD) Rules for Solid Waste Management 391-3-4-.10, Atlantic Coast Consulting, Inc. (ACC) has prepared this *2025 Annual Groundwater Monitoring and Corrective Action Report* to document groundwater monitoring activities conducted at Georgia Power Company's (Georgia Power) Plant McIntosh Ash Pond 1 (the Site or AP-1). To specify groundwater monitoring requirements, Georgia EPD Rule 391-3-4-.10(6)(a) incorporates by reference the US EPA CCR Rule 40 CFR § 257 Subpart D. For ease of reference, the US EPA CCR Rules are cited within this report.

A permit application to comply with Georgia EPD Rules was submitted in November 2018 and was approved in February 2020. A request for minor modification was submitted to Georgia EPD August 6, 2024 for the five year permit review in accordance with the Georgia EPD Rules for Solid Waste Management Chapter, 391-3-4-.02(1). This minor modification was approved by Georgia EPD in a letter dated October 17, 2024. Monitoring for the CCR Unit is performed in accordance with the permit monitoring requirements [Georgia EPD Permit No. 051-011D(CCR), 40 CFR § 257.90 through 257.91 and § 257.93 through 257.95 of the Federal CCR Rule, and the Georgia EPD Rules for Solid Waste Management 391-3-4-.10(6)(a)].

This report documents activities completed for the groundwater monitoring program from January through December 2025 in accordance with 40 CFR § 257.90(e). This report includes results of the semiannual assessment monitoring events conducted in February and August 2025.

1.1 Site Description and Background

Plant McIntosh is located at 981 Old Augusta Central Road, in Effingham County, Georgia, approximately 4 miles northeast of the City of Rincon, and 20 miles north of the City of Savannah. The plant is situated on approximately 2,300 acres (Figure 1, Site Location Map) west of the Savannah River. AP-1 is located on the eastern portion of the plant property.

All CCR material has been removed from Plant McIntosh AP-1. In a letter dated October 5, 2021, Georgia EPD acknowledged that all CCR removal activities had been completed at the Site. The former waste placement area of the Site has been graded and restored.

1.2 Regional Geology and Hydrogeologic Setting

Plant McIntosh is located in the Atlantic Coastal Plain Physiographic Province and situated on sediments that were deposited from the Cretaceous to Pleistocene periods. Regional lithology consists of stratified marine deposits and materials eroded from crystalline rock of the Piedmont Physiographic Province. Boring logs describe soils as interbedded clays, silts, and sands typical of Atlantic Coastal Plain sediments.

Monitoring wells and piezometers are screened in the surficial aquifer between approximately 30 and -20 feet North American Vertical Datum of 1988 (NAVD88). The predominant groundwater flow direction across Plant McIntosh is to the east.

1.3 Groundwater Monitoring System and CCR Unit Description

Pursuant to 40 CFR § 257.91, a groundwater monitoring system was installed within the

uppermost aquifer at AP-1. The monitoring system is designed to monitor groundwater passing the waste boundary of the CCR Unit within the uppermost aquifer. The CCR Unit included four cells (Cell A through Cell D). Each of these cells have been closed by removal of CCR. CCR removal has been certified as complete, and the area has been graded and restored. A figure depicting the former cell layout is provided as Figure 2, CCR Removal Map. Figure 3, Well Location Map, shows the monitoring well locations. Wells were installed to serve as upgradient and downgradient monitoring points based on groundwater flow direction (Table 1, Monitoring Well Network Summary).

2.0 GROUNDWATER MONITORING ACTIVITIES

Pursuant to 40 CFR § 257.90(e), the following describes monitoring-related activities performed from January through December 2025 and discusses any change in status of the monitoring program. All groundwater sampling was performed in accordance with 40 CFR § 257.93. Samples were collected in February 2025 and August 2025 from each detection and assessment well in the certified monitoring system shown on Figure 3. Additionally, assessment monitoring wells MGWC-19 and MGWC-20 were sampled in February 2025 and August 2025.

2.1 Monitoring Well Installation and Maintenance

There were no changes to the groundwater monitoring system during the annual reporting period depicted in Figure 3. The network remained the same as in the previous reporting year (2024). Monitoring well related inspection activities were limited to the following: visual inspection of well conditions prior to sampling, recording the Site conditions, and performing exterior maintenance necessary for sampling under safe and clean conditions. Any issues identified in well inspection checklists are addressed prior to the next monitoring event.

Monitoring wells are inspected semiannually to determine if any repairs or corrective actions are necessary to meet the requirements of the Georgia Water Well Standards Act (Official Code of Georgia Annotated § 12-5-134(5)(d)(vii)). In February 2025 and August 2025, monitoring wells were inspected, and no necessary corrective actions were identified as documented in Appendix A, Laboratory Analytical and Field Sampling Reports. Well inspections and corrective actions were performed under the direction of a professional geologist or engineer registered in the State of Georgia.

2.2 Assessment Monitoring

Based on results of the *2017 Annual Groundwater and Corrective Action Monitoring Report*, Georgia Power initiated an assessment monitoring program on January 15, 2018. A notice of assessment monitoring was placed in the Operating Record on May 15, 2018. Monitoring wells were sampled for Appendix III and Appendix IV parameters in February 2025 and August 2025 as part of the semiannual assessment monitoring events. A summary of groundwater sampling events completed during the annual reporting period is provided in Table 2, Groundwater Event Summary. Field and laboratory reporting of sampling activities are provided in Appendix A.

2.3 Additional Sampling

Additional geochemical analytical data was collected during the February 2025 event, including major cations, total alkalinity, bicarbonate alkalinity and carbonate alkalinity for evaluation purposes only. Groundwater samples were collected from MGWC-19 and MGWC-20 during the February 2025 and August 2025 events for delineation purposes following Georgia EPD non-

concurrence of the Alternate Source Demonstration (ASD) and initiation of Assessment of Corrective Measures (ACM) effort (discussed further in report Section 5.0).

3.0 SAMPLE METHODOLOGY & ANALYSIS

The following subsections describe the methods used to conduct groundwater monitoring at the Site.

3.1 Groundwater Flow Direction, Gradient, and Velocity

Prior to each sampling event, groundwater levels were measured and recorded to the nearest 0.01 foot within a 24-hour period from the certified well network and piezometers at the Site. Groundwater levels recorded during the monitoring events are summarized in Table 3, Summary of Groundwater Elevations. Groundwater levels and top of casing elevations were used to calculate groundwater elevations and develop the potentiometric surface elevation contour map provided in Figures 4A and 4B, Potentiometric Contour Map – February 2025 and August 2025, respectively. The general direction of groundwater flow across AP-1 is predominately toward the east. The groundwater flow patterns observed during the February 2025 and August 2025 monitoring events are consistent with historical observations.

The horizontal groundwater flow velocity at the Site was calculated using a derivation of Darcy's Law.

Specifically:

Equation

$$v = \frac{K(i)}{ne}$$

where: v = groundwater velocity
K = hydraulic conductivity
i = hydraulic gradient
ne = effective porosity

Groundwater flow velocities were calculated for the Site based on hydraulic gradients, average hydraulic conductivity based on previous slug test data, and an estimated effective porosity of 0.20 (based on the default value for silty sands, US EPA, 1989). The groundwater flow velocity has been calculated and is tabulated on Tables 4A and 4B, Horizontal Groundwater Flow Velocity Calculations – February 2025 and August 2025, respectively. The average calculated flow velocity was 0.041 feet per day during the February 2025 event and 0.043 feet per day during the August 2025 event.

This calculated groundwater velocity across the Site is generally consistent with historical calculations and within expected velocities in the Site-specific geology, therefore confirming the groundwater monitoring network is properly located to monitor the uppermost aquifer.

3.2 Groundwater Sampling

Groundwater samples were collected using low-flow sampling procedures in accordance with 40 CFR § 257.93(a). Purging and sampling was performed using either a peristaltic pump or non-dedicated QED bladder pump. In all cases, pump intakes were located at the midpoint of the well screen (or as appropriate determined by the water level). All non-disposable equipment was decontaminated before use and between well locations using as a guide the procedures described in the latest version of the Region 4 US EPA Lab Services and Applied Science Division

(LSASD) Operating Procedure for Field Equipment Cleaning and Decontamination (US EPA, 2025).

An AquaTroll multiparameter sonde (In-Situ field instrument) was used to monitor and record field water quality parameters (pH, specific conductance, oxidation-reduction potential [ORP], dissolved oxygen [DO], and temperature) during well purging prior to sampling. Turbidity was measured using a Hach 2100Q portable turbidity meter. Groundwater samples were collected when the following stabilization criteria were met:

- ± 0.1 standard units for pH
- ± 5% for specific conductance
- ± 10% or 0.2 milligrams per Liter (mg/L), whichever is greater, for DO where DO > 0.5 mg/L. No stabilization criterion applies if DO < 0.5 mg/L
- Turbidity measurements less than 5 nephelometric turbidity units (NTUs)

Once parameter stabilization was achieved, samples were collected directly into appropriately preserved laboratory-supplied sample containers. Sample bottles were placed in ice-packed coolers and submitted to Eurofins Environment Testing America (Eurofins) following chain-of-custody protocol. Stabilization logs for each well during each monitoring event are included in Appendix A.

3.3 Laboratory Analyses

Laboratory analyses were performed by Eurofins. Eurofins is accredited by the National Environmental Laboratory Accreditation Program (NELAP) and maintains a NELAP certification for all parameters analyzed for this project. In addition, Eurofins is certified to perform analysis by the State of Georgia. Laboratory reports and chain-of-custody records for the monitoring event are presented in Appendix A.

Analytical data collected during the annual reporting period are summarized in Tables 5A and 5B, Groundwater Analytical Data Summary – February 2025 and August 2025, respectively. Additional geochemical analytical data collected during February 2025 are also summarized in Table 5A. Laboratory reporting including analytical methods used for groundwater sample analysis are provided in the analytical laboratory reports included in Appendix A.

3.4 Quality Assurance and Quality Control

During each sampling event, quality assurance/quality control (QA/QC) samples are collected at a rate of at least one set of QA/QC equipment rinsate blanks per every 10 samples and at least one set of QA/QC field blanks and field duplicate samples per every 20 samples. QA/QC sample data were evaluated during data validation and are included in Appendix A.

Groundwater quality data in this report were validated in accordance with US EPA guidance (US EPA, 2011) and the analytical methods. Data validation generally consisted of reviewing sample integrity, holding times, laboratory method blanks, laboratory control samples, matrix spike/matrix spike duplicate recoveries and relative percent differences (RPDs), post digestion spikes, laboratory and field duplicate RPDs, field and equipment blanks, and reporting limits. The validated data meet project objectives and the associated data validation reports are provided in Appendix A, along with the laboratory reports.

Values followed by a "J" flag on Tables 5A and 5B indicate that the value is an estimated parameter concentration detected between the method detection limit (MDL) and the laboratory reporting limit. The estimated value is positively identified but is below the lowest level that can

be reliably achieved within specified limits of precision and accuracy under routine laboratory operating conditions.

4.0 STATISTICAL ANALYSIS

Groundwater monitoring data collected during the February 2025 and August 2025 semiannual assessment monitoring events were statistically analyzed by Groundwater Stats Consulting, LLC pursuant to 40 CFR § 257.95 following the Professional Engineer-certified statistical method. Appendix III detection monitoring parameters were statistically analyzed to determine if parameters have returned to background levels. Appendix IV assessment monitoring parameters were evaluated to determine if concentrations statistically exceeded the established groundwater protection standard (GWPS). Statistical analysis methods and results are provided in Appendix B, Statistical Analysis Reports. The following subsections and Table 6, Statistical Method Summary, provide an overview of the statistical method used to evaluate Appendix III and IV parameters and statistical analyses results.

4.1 Statistical Analysis Methods

The Sanitas groundwater statistical software was used to perform the statistical analyses. Sanitas is a decision-support software package, that incorporates the statistical tests required of Subtitle C and D facilities by US EPA regulations and guidance as recommended in the US EPA document *Statistical Analysis of Groundwater Data at RCRA Facilities Unified Guidance* (Unified Guidance) (US EPA, 2009).

4.1.1 Appendix III Statistical Methods

Statistical tests used to evaluate the groundwater monitoring data consist of interwell prediction limits combined with a 1-of-2 verification resample plan for each of the Appendix III parameters. Interwell prediction limits pool upgradient well data to establish a background limit for an individual parameter, and the most recent sample from each downgradient well is compared to the same limit for each parameter. If the most recent sample exceeds its respective background statistical limit, an initial statistically significant increase (SSI) is identified.

In 1-of-2 verification resampling, one independent resample may be collected and evaluated within 90 days to determine whether the initial exceedance is verified. If the resample exceeds the prediction limit, the initial exceedance is verified, and an SSI is identified. When a resample result does not verify the initial result, and does not exceed the prediction limit, there is no SSI. If resampling is not performed, the initial exceedance is a confirmed exceedance.

4.1.2 Appendix IV Statistical Methods

Appendix IV parameters were sampled during the February 2025 and August 2025 semiannual assessment events. To statistically compare groundwater data to GWPS, confidence intervals are constructed for each of the detected Appendix IV parameters in each downgradient well. Those confidence intervals are compared to the GWPS. Only when the entire confidence interval is above a GWPS is the well/parameter pair considered to exceed its GWPS. If there is an exceedance of the established standard, a statistically significant level (SSL) exceedance is identified.

US EPA revised the Federal CCR Rule on July 30, 2018, updating GWPS for cobalt, lead, lithium, and molybdenum. US EPA's updated GWPS were incorporated into Georgia EPD's CCR Rule 391-3-4-.10(6)(a) on February 22, 2022. The CCR Rule GWPS is as follows:

(1) The federally established maximum contaminant level (MCL) under 40 CFR § 141.62 and 141.66.
(2) Where an MCL has not been established, the levels specified by the CCR Rule:
  (i). Cobalt 0.006 mg/L;
  (ii). Lead 0.015 mg/L;
  (iii). Lithium 0.040 mg/L; and
  (iv). Molybdenum 0.100 mg/L.
(3) Background levels for parameters where the background level is higher than the MCL.

On February 22, 2022, Georgia EPD updated the Rules for Solid Waste Management 391-3-4-.10(6) to incorporate updated Federal GWPS where an MCL has not been established, except when site specific background concentrations of these parameters are higher. Statistical evaluations for the February 2025 and August 2025 events reflect these changes.

Following the above rule requirements, GWPS have been established for statistical comparison of Appendix IV parameters. Table 7, Summary of Background Levels and GWPS, summarizes the background limit established for each parameter and the GWPS used for the data for February 2025 and August 2025.

Note that when there are no detections present in downgradient wells for a given parameter, statistical analyses are not required. A substitution of the most recent reporting limit is used for non-detect data. Additional details are presented in the Statistical Analyses provided in Appendix B.

4.2 Statistical Analysis Results

4.2.1 Semiannual Appendix III Statistical Results

Based on review of the Appendix III statistical analysis presented in Appendix B, Appendix III parameters have not returned to background levels. Exceedances were noted and are presented on the prediction limit summary tables included in Appendix B. Assessment monitoring should continue pursuant to 40 CFR § 257.95(f).

4.2.2 Semiannual Appendix IV Statistical Results

Based on review of the Appendix IV statistical analyses presented in Appendix B, the following parameters were found to statistically exceed the GWPS during the February 2025 and August 2025 sampling events:

- Lithium: MGWC-7

SSIs of Appendix III and SSLs of Appendix IV parameters were identified at the Site during the sampling events conducted in February 2025 and August 2025. An ASD for lithium was included in the *2018 Annual Groundwater Monitoring and Corrective Action Report and* later supported by the *Supplemental Information for the Ash Pond 1 Alternate Source Demonstration*, dated November 21, 2019. The demonstration showed the source of lithium in groundwater is not due to a release from the unit.

In response to the lithium 2018 ASD and Supplemental 2019 ASD, Georgia EPD provided a letter of non-concurrence on September 20, 2024 (Georgia EPD, 2024). Georgia EPD noted that if

further information becomes available, Georgia Power may provide updated information to support an ASD but requested Georgia Power initiate an ACM (Georgia EPD, 2024). Georgia Power has initiated ACM and is also evaluating possible updates to the ASD. The ACM report was submitted to Georgia EPD May 16, 2025.

5.0 NATURE AND EXTENT

In response to the ASD non-concurrence and the initiation of ACM efforts, Georgia Power performed sampling at MGWC-19 and MGWC-20 in February 2025 and August 2025. The previously identified SSL of lithium at MGWC-7 is vertically delineated by MGWC-19 and horizontally delineated by MGWC-20 to below GWPS and delineation is complete.

6.0 MONITORING PROGRAM STATUS

6.1 Assessment Monitoring Status

In accordance with 40 CFR § 257.94(e), Georgia Power implemented assessment monitoring in January 2018. Based on review of the Appendix III and Appendix IV statistical results completed for the groundwater monitoring and corrective action program from January through December 2025, the Site will continue in assessment monitoring. Georgia Power will continue routine groundwater monitoring and reporting at the Site. A Lithium Iso-concentration Map is provided in the Semiannual Remedy Selection and Design Progress Report (see Appendix C).

6.2 Assessment of Corrective Measures

On December 19, 2024, Georgia Power placed a Notice of ACM in the Operating Record and initiated ACM efforts for the documented SSL of lithium at MGWC-7 previously identified in the ASD. Georgia Power completed the evaluation of the ACM alternatives following the timelines and requirements of Rule 391-3-4-.10(6)(d)(4) and 40 CFR § 257.94(e)(3) and § 257.96, and recordkeeping requirements of § 257.107. The remedy selection process was documented in the ACM report submitted to Georgia EPD May 16, 2025, and a copy of the ACM has been placed in the operating record. In accordance with § 257.97(a), remedy selection progress reports will be prepared and submitted concurrent with semiannual groundwater monitoring reports to document results associated with additional data collection, and present progress toward selection and design of a groundwater remedy. The Semiannual Remedy Selection and Design Progress Report is provided as Appendix C.

6.3 Annual Potable Well Survey

As requested by Georgia EPD, a well survey within a two-mile radius from the Site was updated on February 26, 2025. The survey incorporated records from federal, state, and county resources cited in the previous survey (Newfields, 2020). The survey conducted by Environmental Data Resources (EDR) is included in Appendix D, Annual Potable Well Survey. The figure within the EDR Geocheck® Report included in Appendix D presents public water supply wells in the two-mile radius. Appendix D also includes a figure with parcels that have wells within 2-miles of the Site (Arcadis, 2025).

7.0 CONCLUSIONS & FUTURE ACTIONS

This *2025 Annual Groundwater Monitoring and Corrective Action Report* for Georgia Power's Plant McIntosh AP-1 was prepared to fulfill the requirements of US EPA's CCR Rule and Georgia EPD Rules for Solid Waste Management Chapter 391-3-4-.10.

Statistical evaluations of the groundwater monitoring data for the Site identified SSIs of Appendix III groundwater monitoring parameters and SSLs of lithium at MGWC-7 in February 2025 and August 2025. Following non-concurrence of the ASD received on September 20, 2024, Georgia Power initiated ACM activities with an ACM report being submitted on May 16, 2025. Notice of the ACM placement in the Operating Record was provided in a letter dated June 13, 2025. Georgia Power will provide remedy selection progress reports submitted concurrent with semiannual groundwater monitoring reports to document results associated with additional data collection, and present progress toward selection and design of a groundwater remedy. The Semiannual Remedy Selection and Design Progress Report is provided as Attachment C to this report.

Based on the findings presented, AP-1 will remain in assessment monitoring. The next semiannual assessment monitoring event is currently scheduled for February 2026.

8.0 REFERENCES

Arcadis, 2025. Well Location Map, 2025.

GEI Consultants, Inc., 2019. *Alternative Source Demonstration, Plant McIntosh Coal Combustion Residuals, Ash Pond 1*, January 14, 2019.

Georgia Environmental Protection Division, 1997. *Criteria for Performing Site Acceptability Studies for Solid Waste Landfills in Georgia – Circular 14.*

Georgia Environmental Protection Division, 2024. Georgia Power Company – Plant McIntosh Ash Pond 1 (AP-1), Alternate Source Demonstration Comments, GEOS Submittal 462540, September 20, 2024.

Georgia Power Company*, 2019. Supplemental Information for the Ash Pond 1 Alternate Source Demonstration*, November 21, 2019.

Georgia Power Company, 2024. Groundwater Monitoring Plan, Plant Mcintosh – Ash Pond 1 (AP-1), Coal Combustion Residual (CCR), Surface Impoundment, 5 Year Permit Review, Effingham County, Georgia, October 2024.

Groundwater Stats Consulting, 2019. *Plant McIntosh Ash Pond 1 Background Data Screening & Recommended Statistical Method*s. August 2019.

Groundwater Stats Consulting, 2025. *Plant McIntosh Ash Pond 1 (AP-1) – Statistical Analysis February 2025*. August 2025.

Groundwater Stats Consulting, 2026. *Plant McIntosh Ash Pond 1 (AP-1) – Background Update & Statistical Analysis August 2025*. January 2026.

Newfields, 2020. Well Survey Plant McIntosh Ash Pond 1. March 2020.

Sanitas: Groundwater Statistical Software, Sanitas Technologies, Shawnee, KS, 2007.

Southern Company Services - Earth Science and Environmental Engineering, 2002. Savannah Electric Plant McIntosh Proposed Ash Monofill Site Acceptability Report. July 2002.

US EPA, 1989. Waste Management Division Office of Solid Waste, EPA 530/SW89-031 Interim Final RCRA Investigation (RFI) Guidance, Volume II of IV.

US EPA, 2009. *Unified Guidance*, Statistical Analysis of Groundwater Monitoring Data at RCRA Facilities. Office of Solid Waste Management Division, US EPA, Washington, D.C.

US EPA, 2011. *Region IV Data Validation Standard Operating Procedures.* Science and Ecosystem Support Division. Athens, Georgia.

US EPA, 2017. *National Functional Guidelines for Inorganic Superfund Methods Data Review,* Office of Superfund Remediation and Technology Innovation. OLEM 9355.0-135 [EPA-540-R-2017-001]. Washington, DC.

US EPA, 2025. Field Equipment Cleaning and Decontamination – Operating Procedure: LSASDPROC-205-R5, Athens, Georgia, 16 p.

US EPA, 2025. Groundwater Sampling – Operating Procedure: LSASDPROC-301-R7, Athens, Georgia, 36 p.

TABLES

Table 1
Monitoring Well Network Summary
Georgia Power Company
Plant McIntosh Ash Pond 1
Effingham County, GA

ATLANTIC COAST CONSULTING, INC.

Well ID	Well Designation	Location	Northing	Easting	Ground Surface Elevation (feet)	Top of Casing Elevation (feet)	Top of Screen Elevation (feet)	Bottom of Screen Elevation (feet)	Total Well Depth (feet below top of casing)	Groundwater Zone Screened	Installation Date
MGWC-1	Detection	Downgradient	856813.08	964287.47	62.20	65.23	19.45	9.45	56.08	SW-SC, SP-SM, SP, ML	11/10/2015
MGWC-2	Detection	Downgradient	856400.69	963958.38	45.32	48.54	21.48	11.48	37.36	SP, SP-SM	11/11/2015
MGWC-3	Detection	Downgradient	856033.79	963658.28	50.09	52.65	24.21	14.21	38.74	SP-SM	11/11/2015
MGWA-5	Detection	Upgradient	855860.82	962763.17	61.42	64.36	11.57	1.57	63.09	ML, SP-SM, SP, ML	11/12/2015
MGWA-6	Detection	Upgradient	856527.73	963130.08	58.24	61.08	29.45	19.45	41.93	SP-SM	11/12/2015
MGWA-6A	Detection	Upgradient	856520.82	963113.65	56.89	59.76	30.36	20.36	39.67	SP, SW-SC	01/16/2019
MGWC-7	Detection	Downgradient	857417.68	964007.53	51.28	54.40	22.41	12.41	42.29	SP-SM	11/13/2015
MGWC-8	Detection	Downgradient	857177.10	964141.67	59.69	62.61	20.35	10.35	52.56	CH, SW-SC, SW-SM, SP-SM, ML	11/10/2015
MGWA-10	Detection	Upgradient	855934.25	961406.49	62.05	65.07	22.28	12.28	53.09	SP-SC, SW-SC, SP-SM	11/17/2015
MGWA-11	Detection	Upgradient	855985.31	962070.22	62.04	64.91	19.30	9.30	55.81	SM, ML, SW-SM	05/27/2016
MGWC-12	Detection	Downgradient	855545.67	963110.24	61.24	64.10	21.40	11.40	52.90	CL, ML	05/26/2016
MGWC-4	Piezometer	Downgradient	855555.05	963139.37	61.05	64.33	7.28	-2.72	67.35	ML, SP	11/18/2015
MGWA-9	Piezometer	Upgradient	857129.70	963164.58	56.25	59.29	26.54	16.54	43.05	SP-SM	11/17/2015
PZ-13	Piezometer	Downgradient	856123.86	964192.52	38.02	40.91	24.55	14.55	26.76	SM	06/03/2016
PZ-14	Piezometer	Downgradient	855727.20	963895.98	43.99	47.11	16.01	6.01	41.50	SP	06/04/2016
PZ-15	Piezometer	Downgradient	856156.03	964192.45	39.07	42.37	23.80	13.80	28.87	SM, SC	06/26/2018
PZ-16	Piezometer	Downgradient	857077.14	964957.28	51.29	54.71	22.62	12.62	42.39	SC, SW-SM	06/26/2018
PZ-17	Piezometer	Downgradient	857655.05	964525.72	54.07	57.51	22.69	12.69	45.12	SM	06/27/2018
PZ-18	Piezometer	Upgradient	857542.34	963505.91	50.26	53.48	22.08	12.08	41.70	SC, SM	06/27/2018
MGWC-19	Assessment	Downgradient	857406.16	963972.44	50.74	53.98	-8.42	-18.42	72.70	SM-ML	10/04/2018
MGWC-20	Assessment	Downgradient	857596.86	964281.59	48.77	51.56	7.09	-2.91	54.77	SP-SM, SP	10/03/2018
MGWC-21	Piezometer	Downgradient	857159.04	964155.30	59.89	62.65	-9.73	-19.73	82.68	SM-ML	11/28/2018
MGWC-22	Piezometer	Downgradient	856381.60	963948.23	45.09	47.53	-9.73	-19.73	67.56	SM-ML	11/29/2018
MGWC-23	Piezometer	Downgradient	856940.45	964617.96	54.84	57.47	24.87	14.87	42.90	SC, SM	11/30/2018
MGWA-24	Piezometer	Upgradient	856600.28	962885.22	57.55	60.53	24.73	14.73	47.00	SM	01/17/2019

Notes:
Elevations shown are in datum NAVD88, which indicates feet in elevation referenced to the North American Vertical Datum 1988.
Well screen elevations are calculated by subtracting the depths to top and bottom of the well screen from the ground surface elevation.
Northings and eastings are feet relative to North American Datum 1983, State Plane Georgia East Zone.
Groundwater Zone Screened designations are ASTM D2487-17e1 Standard Practice for Classification of Soils for Engineering Purposes (Unified Soil Classification System), where applicable.
Ground surface elevation measured at nail or known reference point on surface concrete pad.

Table 2
Groundwater Event Summary
Georgia Power Company
Plant McIntosh Ash Pond 1
Effingham County, GA

Well ID	Hydraulic Location	Well Designation	February 3-5, 2025	August 5-6, 2025
			Semiannual Assessment Event	Semiannual Assessment Event
MGWC-1	Downgradient	Detection	X	X
MGWC-2	Downgradient	Detection	X	X
MGWC-3	Downgradient	Detection	X	X
MGWA-5	Upgradient	Detection	X	X
MGWA-6	Upgradient	Detection	X	X
MGWA-6A	Upgradient	Detection	X	X
MGWC-7	Downgradient	Detection	X	X
MGWC-8	Downgradient	Detection	X	X
MGWA-10	Upgradient	Detection	X	X
MGWA-11	Upgradient	Detection	X	X
MGWC-12	Downgradient	Detection	X	X
MGWC-19	Downgradient	Assessment	X	X
MGWC-20	Downgradient	Assessment	X	X

Notes:
X - Indicates well sampled during event
Semiannual Assessment Event includes Appendix III and Appendix IV parameters.

Table 3
Summary of Groundwater Elevations
Georgia Power Company
Plant McIntosh Ash Pond 1
Effingham County, GA

		February 2025		August 2025	
Well ID	Top of Casing Elevation (feet)	Depth to Water (feet)	Groundwater Elevation (feet)	Depth to Water (feet)	Groundwater Elevation (feet)
MGWC-1	65.23	39.45	25.78	39.19	26.04
MGWC-2	48.54	21.15	27.39	21.21	27.33
MGWC-3	52.65	20.24	32.41	20.50	32.15
MGWC-4	64.33	27.12	37.21	26.82	37.51
MGWA-5	64.36	24.00	40.36	23.54	40.82
MGWA-6	61.08	23.58	37.50	23.01	38.07
MGWA-6A	59.76	22.21	37.55	21.63	38.13
MGWC-7	54.40	24.03	30.37	23.57	30.83
MGWC-8	62.61	34.65	27.96	34.51	28.10
MGWA-9	59.29	22.75	36.54	21.90	37.39
MGWA-10	65.07	17.27	47.80	16.91	48.16
MGWA-11	64.91	21.51	43.40	21.02	43.89
MGWC-12	64.10	26.80	37.30	26.49	37.61
PZ-13	40.91	17.18	23.73	17.51	23.40
PZ-14	47.11	18.01	29.10	18.03	29.08
PZ-15	42.37	18.67	23.70	18.98	23.39
PZ-16	54.71	33.23	21.48	32.93	21.78
PZ-17	57.51	33.57	23.94	33.33	24.18
PZ-18	53.48	20.46	33.02	19.84	33.64
MGWC-19	53.98	24.49	29.49	23.94	30.04
MGWC-20	51.56	24.72	26.84	24.19	27.37
MGWC-21	62.65	34.63	28.02	34.25	28.40
MGWC-22	47.53	19.22	28.31	19.11	28.42
MGWC-23	57.47	34.33	23.14	33.98	23.49
MGWA-24	60.53	21.60	38.93	20.96	39.57

Notes:
Elevations referenced to the North American Vertical Datum 1988.
Groundwater elevations measured February 3, 2025 and August 4, 2025.

Table 4A
Horizontal Groundwater Flow Velocity Calculations - February 2025
Georgia Power Company
Plant McIntosh Ash Pond 1
Effingham County, GA

Well Pair	Groundwater Elevations in Well Pairs (feet)		Change in Elevation (feet)	Distance Between Well 1 and Well 2 (feet)	Hydraulic Gradient (i)	Average Hydraulic Conductivity (K) (feet per day)	Estimated Effective Porosity (ne)	Calculated Groundwater Flow Velocity (feet per day)	Calculated Groundwater Flow Velocity (feet per year)
MGWA-10 to PZ-15	47.80	23.70	24.10	2795	0.0086	0.96	0.20	0.041	15
MGWA-6 to PZ-16	37.50	21.48	16.02	1908	0.0084	0.96	0.20	0.040	15
MGWA-9 to PZ-17	36.54	23.94	12.60	1459	0.0086	0.96	0.20	0.041	15
Average					**0.0085**	**0.96**	**0.20**	**0.041**	**15**

Notes:
In-situ hydraulic conductivity (slug) tests at the Site ranged from 0.140 to 2.84 feet per day with an average of 0.962 feet per day (Hydrogeologic Assessment Report, GEI, 2019).
Effective porosity of 20% was selected for Silty Sands from Interim Final RCRA Investigation (EPA, 1989).
See Figure 4A for illustrated flow paths.
Groundwater flow velocity equation: V = (K* i)/ne, where V is groundwater velocity, K is hydraulic conductivity, i is hydraulic gradient, and ne is effective porosity.

Table 4B
Horizontal Groundwater Flow Velocity Calculations - August 2025
Georgia Power Company
Plant McIntosh Ash Pond 1
Effingham County, GA

Well Pair	Groundwater Elevations in Well Pairs (feet)		Change in Elevation (feet)	Distance Between Well 1 and Well 2 (feet)	Hydraulic Gradient (i)	Average Hydraulic Conductivity (K) (feet per day)	Estimated Effective Porosity (ne)	Calculated Groundwater Flow Velocity (feet per day)	Calculated Groundwater Flow Velocity (feet per year)
MGWA-10 to PZ-15	48.16	23.39	24.77	2795	0.0089	0.96	0.20	0.043	16
MGWA-6 to PZ-16	38.07	21.78	16.29	1908	0.0085	0.96	0.20	0.041	15
MGWA-9 to PZ-17	37.39	24.18	13.21	1459	0.0091	0.96	0.20	0.044	16
Average					**0.0088**	**0.96**	**0.20**	**0.043**	**16**

Notes:
In-situ hydraulic conductivity (slug) tests at the Site ranged from 0.140 to 2.84 feet per day with an average of 0.962 feet per day (Hydrogeologic Assessment Report, GEI, 2019).
Effective porosity of 20% was selected for Silty Sands from Interim Final RCRA Investigation (EPA, 1989).
See Figure 4B for illustrated flow paths.
Groundwater flow velocity equation: V = (K* i)/ne, where V is groundwater velocity, K is hydraulic conductivity, i is hydraulic gradient, and ne is effective porosity.

Table 5A
Groundwater Analytical Data Summary - February 2025
Georgia Power Company
Plant McIntosh Ash Pond 1
Effingham County, GA

	Sample Location	MGWC-1	MGWC-2	MGWC-3	MGWA-5	MGWA-6	MGWA-6A	MGWC-7	MGWC-8	MGWA-10
	Sample Date	02/04/2025	02/05/2025	02/04/2025	02/03/2025	02/03/2025	02/04/2025	02/04/2025	02/04/2025	02/04/2025
ANALYTE	UNITS									
Appendix III										
Boron	mg/L	1.6	1.7	0.45	0.081	0.028 J	0.030 J	2.4	5.9	< 0.022
Calcium	mg/L	120	100	110	29	110	110	61	130	3.2
Chloride	mg/L	20	12	19	5.4	3.4	3.5	10	11	8.0
Fluoride	mg/L	< 0.20	< 0.40	< 0.20	< 0.040	< 0.040	< 0.040	< 0.40	< 0.40	< 0.040
pH, Field	SU	7.20	7.66	6.90	7.67	7.17	7.42	6.71	7.67	5.40
Sulfate	mg/L	140	150	73	3.4	4.6	4.0	230	380	< 0.40
Total Dissolved Solids	mg/L	400	420	330	150	260	250	330	590	54
Appendix IV										
Antimony	mg/L	< 0.00034	< 0.00034	< 0.00034	< 0.00034	< 0.00034	< 0.00034	< 0.00034	< 0.00034	< 0.00034
Arsenic	mg/L	0.0014	< 0.00086	0.0021	< 0.00086	0.011	0.011	0.0010	0.0014	0.0011
Barium	mg/L	0.12	0.057	0.15	0.039	0.030	0.034	0.019	0.065	0.019
Beryllium	mg/L	< 0.00020	< 0.00020	< 0.00020	< 0.00020	< 0.00020	< 0.00020	< 0.00020	< 0.00020	< 0.00020
Cadmium	mg/L	< 0.000078	0.00021 J	< 0.000078	< 0.000078	< 0.000078	< 0.000078	< 0.000078	0.0076	< 0.000078
Chromium	mg/L	0.0015 J	0.0027	< 0.0012	< 0.0012	< 0.0012	< 0.0012	< 0.0012	< 0.0012	0.0051
Cobalt	mg/L	< 0.00022	0.00085 J	0.00043 J	< 0.00022	< 0.00022	0.00075 J	0.0029	0.00042 J	< 0.00022
Combined Radium 226 + 228	pCi/L	2.50	0.328 U	1.63	0.0354 U	0.957	1.36	1.46	1.46	0.905
Fluoride	mg/L	< 0.20	< 0.40	< 0.20	< 0.040	< 0.040	< 0.040	< 0.40	< 0.40	< 0.040
Lead	mg/L	< 0.00021	< 0.00021	0.00034 J	< 0.00021	< 0.00021	< 0.00021	< 0.00021	< 0.00021	< 0.00021
Lithium	mg/L	0.016	0.0087	0.017	0.014	0.0057	0.0034 J	0.16	0.012	0.013
Mercury	mg/L	< 0.000080	< 0.000080	< 0.000080	< 0.000080	< 0.000080	< 0.000080	< 0.000080	0.00084	< 0.000080
Molybdenum	mg/L	0.0011 J	< 0.00086	< 0.00086	< 0.00086	< 0.00086	< 0.00086	< 0.00086	< 0.00086	< 0.00086
Selenium	mg/L	< 0.00099	< 0.00099	< 0.00099	< 0.00099	< 0.00099	< 0.00099	< 0.00099	< 0.00099	< 0.00099
Thallium	mg/L	< 0.00026	< 0.00026	< 0.00026	< 0.00026	< 0.00026	< 0.00026	< 0.00026	< 0.00026	< 0.00026
Additional Parameters										
Total Alkalinity as CaCO3	mg/L	190	190	200	110	250	250	37	110	13
Bicarbonate Alkalinity as CaCO3	mg/L	190	190	200	110	250	250	37	110	13
Carbonate Alkalinity as CaCO3	mg/L	< 5.0	< 5.0	< 5.0	< 5.0	< 5.0	< 5.0	< 5.0	< 5.0	< 5.0
Magnesium	mg/L	6.5	16	5.7	12	2.7	2.7	5.4	24	1.0
Potassium	mg/L	2.2	2.0	1.5	1.1	0.63	0.62	4.1	2.2	1.1
Sodium	mg/L	22	29	15	7.4	4.3	4.2	44	28	6.0

Notes:
mg/L - milligrams per liter
pCi/L - picocuries per liter
SU - Standard Units
< indicates the substance was not detected above the method detection limit (MDL). The value displayed is the MDL.
J - The result is an estimated concentration. "J" qualifiers are applied by the laboratory when the concentration reported is above the MDL, but below the laboratory reporting limit.
Radium data are a combination of radium isotopes 226 and 228. When results are reported below the Minimum Detectable Concentration (MDC), data is displayed with an accompanying U.
The MDC varies depending upon the sample amount and elapsed time of the measurement.

Table 5A
Groundwater Analytical Data Summary - February 2025
Georgia Power Company
Plant McIntosh Ash Pond 1
Effingham County, GA

	Sample Location	MGWA-11	MGWC-12	MGWC-19	MGWC-20
	Sample Date	02/04/2025	02/04/2025	02/05/2025	02/04/2025
ANALYTE	UNITS				
Appendix III					
Boron	mg/L	0.035 J	0.030 J	1.4	1.6
Calcium	mg/L	44	36	110	49
Chloride	mg/L	3.8	5.7	13	14
Fluoride	mg/L	< 0.040	0.043 J	< 0.40	< 0.20
pH, Field	SU	7.61	6.75	7.75	6.42
Sulfate	mg/L	< 0.40	11	280	160
Total Dissolved Solids	mg/L	220	200	500	310
Appendix IV					
Antimony	mg/L	< 0.00034	< 0.00034	< 0.00034	< 0.00034
Arsenic	mg/L	0.0033	0.0011	0.0014	0.0022
Barium	mg/L	0.15	0.061	0.025	0.043
Beryllium	mg/L	< 0.00020	< 0.00020	< 0.00020	< 0.00020
Cadmium	mg/L	< 0.000078	< 0.000078	< 0.000078	0.0049
Chromium	mg/L	0.0014 J	< 0.0012	< 0.0012	< 0.0012
Cobalt	mg/L	< 0.00022	< 0.00022	< 0.00022	0.00056 J
Combined Radium 226 + 228	pCi/L	0.732	-0.0104 U	0.859	0.324 U
Fluoride	mg/L	< 0.040	0.043 J	< 0.40	< 0.20
Lead	mg/L	< 0.00021	< 0.00021	< 0.00021	< 0.00021
Lithium	mg/L	0.033	0.031	0.0045 J	0.010
Mercury	mg/L	< 0.000080	< 0.000080	< 0.000080	< 0.000080
Molybdenum	mg/L	0.00086 J	< 0.00086	0.00095 J	< 0.00086
Selenium	mg/L	< 0.00099	< 0.00099	< 0.00099	< 0.00099
Thallium	mg/L	< 0.00026	< 0.00026	< 0.00026	< 0.00026
Additional Parameters					
Total Alkalinity as CaCO3	mg/L	160	140	92	57
Bicarbonate Alkalinity as CaCO3	mg/L	160	140	92	57
Carbonate Alkalinity as CaCO3	mg/L	< 5.0	< 5.0	< 5.0	< 5.0
Magnesium	mg/L	14	14	20	15
Potassium	mg/L	2.4	2.3	2.4	3.2
Sodium	mg/L	12	13	12	31

Notes:
mg/L - milligrams per liter
pCi/L - picocuries per liter
SU - Standard Units
< indicates the substance was not detected above the method detection limit (MDL). The value displayed is the MDL.
J - The result is an estimated concentration. "J" qualifiers are applied by the laboratory when the concentration reported is above the MDL, but below the laboratory reporting limit.
Radium data are a combination of radium isotopes 226 and 228. When results are reported below the Minimum Detectable Concentration (MDC), data is displayed with an accompanying U.
The MDC varies depending upon the sample amount and elapsed time of the measurement.

Table 5B
Groundwater Analytical Data Summary - August 2025
Georgia Power Company
Plant McIntosh Ash Pond 1
Effingham County, GA

	Sample Location	MGWC-1	MGWC-2	MGWC-3	MGWA-5	MGWA-6	MGWA-6A	MGWC-7	MGWC-8	MGWA-10
	Sample Date	08/05/2025	08/06/2025	08/06/2025	08/05/2025	08/05/2025	08/05/2025	08/06/2025	08/06/2025	08/05/2025
ANALYTE	UNITS									
Appendix III										
Boron	mg/L	1.7	1.6	0.26	< 0.026	< 0.026	< 0.026	2.1	5.1	< 0.026
Calcium	mg/L	110	100	93	25	93	94	54	110	6.4
Chloride	mg/L	13	12	9.4	< 0.98	3.0	3.1	9.9	10	6.9
Fluoride	mg/L	0.19 J	0.19 J	0.17 J	0.13 J	0.18 J	0.14 J	0.20	0.15 J	0.14 J
pH, Field	SU	7.39	7.44	6.93	7.30	6.86	6.96	7.10	7.72	6.19
Sulfate	mg/L	140	130	59	< 0.77	4.3	3.7	170	300	< 0.77
Total Dissolved Solids	mg/L	500	540	370	150	290	290	390	610	58
Appendix IV										
Antimony	mg/L	< 0.0025	< 0.0025	< 0.0025	< 0.0025	< 0.0025	< 0.0025	< 0.0025	< 0.0025	< 0.0025
Arsenic	mg/L	< 0.0013	< 0.0013	0.0015 J	< 0.0013	0.0099	0.0032 J	< 0.0013	< 0.0013	< 0.0013
Barium	mg/L	0.11	0.044	0.13	0.032	0.025	0.028	0.016	0.057	0.022
Beryllium	mg/L	< 0.00015	< 0.00015	< 0.00015	< 0.00015	< 0.00015	< 0.00015	< 0.00015	< 0.00015	< 0.00015
Cadmium	mg/L	< 0.00024	< 0.00024	< 0.00024	< 0.00024	< 0.00024	< 0.00024	< 0.00024	0.0072	< 0.00024
Chromium	mg/L	< 0.0037	< 0.0037	< 0.0037	< 0.0037	< 0.0037	< 0.0037	< 0.0037	< 0.0037	0.0043 J
Cobalt	mg/L	< 0.00041	0.00045 J	0.00047 J	< 0.00041	< 0.00041	< 0.00041	0.00068 J	< 0.00041	< 0.00041
Combined Radium 226 + 228	pCi/L	3.03	0.583	1.70	0.862	1.48	1.33	1.29	1.53	1.59
Fluoride	mg/L	0.19 J	0.19 J	0.17 J	0.13 J	0.18 J	0.14 J	0.20	0.15 J	0.14 J
Lead	mg/L	< 0.00086	< 0.00086	< 0.00086	< 0.00086	< 0.00086	< 0.00086	< 0.00086	< 0.00086	< 0.00086
Lithium	mg/L	0.013 J	0.0091 J	0.014 J	0.012 J	< 0.0037	< 0.0037	0.18	0.014 J	0.0094 J
Mercury	mg/L	< 0.00017	< 0.00017	< 0.00017	< 0.00017	< 0.00017	< 0.00017	< 0.00017	0.00029	< 0.00017
Molybdenum	mg/L	< 0.00069	< 0.00069	< 0.00069	< 0.00069	< 0.00069	< 0.00069	< 0.00069	< 0.00069	< 0.00069
Selenium	mg/L	< 0.0023	< 0.0023	< 0.0023	< 0.0023	< 0.0023	< 0.0023	0.0034 J	< 0.0023	< 0.0023
Thallium	mg/L	< 0.00019	< 0.00019	< 0.00019	< 0.00019	< 0.00019	< 0.00019	< 0.00019	< 0.00019	< 0.00019

Notes:
mg/L - milligrams per liter
pCi/L - picocuries per liter
SU - Standard Units
< indicates the substance was not detected above the method detection limit (MDL). The value displayed is the MDL.
J - The result is an estimated concentration. "J" qualifiers are applied by the laboratory when the concentration reported is above the MDL, but below the laboratory reporting limit.
Radium data are a combination of radium isotopes 226 and 228. When results are reported below the Minimum Detectable Concentration (MDC), data is displayed with an accompanying U.
The MDC varies depending upon the sample amount and elapsed time of the measurement.

Table 5B
Groundwater Analytical Data Summary - August 2025
Georgia Power Company
Plant McIntosh Ash Pond 1
Effingham County, GA

	Sample Location	MGWA-11	MGWC-12	MGWC-19	MGWC-20
	Sample Date	08/05/2025	08/06/2025	08/05/2025	08/05/2025
ANALYTE	UNITS				
Appendix III					
Boron	mg/L	< 0.026	< 0.026	1.5	1.3
Calcium	mg/L	35	28	100	40
Chloride	mg/L	3.5	5.6	13	13
Fluoride	mg/L	0.17 J	0.26	0.18 J	0.29
pH, Field	SU	7.83	8.07	7.81	5.88
Sulfate	mg/L	2.5	9.9	260	130
Total Dissolved Solids	mg/L	220	180	560	330
Appendix IV					
Antimony	mg/L	< 0.0025	< 0.0025	< 0.0025	< 0.0025
Arsenic	mg/L	0.0024 J	< 0.0013	0.0023 J	0.0014 J
Barium	mg/L	0.12	0.075	0.027	0.034
Beryllium	mg/L	< 0.00015	< 0.00015	< 0.00015	< 0.00015
Cadmium	mg/L	< 0.00024	< 0.00024	< 0.00024	0.0034
Chromium	mg/L	< 0.0037	< 0.0037	< 0.0037	< 0.0037
Cobalt	mg/L	< 0.00041	< 0.00041	< 0.00041	< 0.00041
Combined Radium 226 + 228	pCi/L	1.26	0.991	1.48	0.576
Fluoride	mg/L	0.17 J	0.26	0.18 J	0.29
Lead	mg/L	< 0.00086	< 0.00086	< 0.00086	< 0.00086
Lithium	mg/L	0.030	0.020	0.0075 J	0.0081 J
Mercury	mg/L	< 0.00017	< 0.00017	< 0.00017	< 0.00017
Molybdenum	mg/L	< 0.00069	< 0.00069	0.00082 J	< 0.00069
Selenium	mg/L	< 0.0023	< 0.0023	< 0.0023	0.0086
Thallium	mg/L	< 0.00019	< 0.00019	< 0.00019	< 0.00019

Notes:
mg/L - milligrams per liter
pCi/L - picocuries per liter
SU - Standard Units
< indicates the substance was not detected above the method detection limit (MDL). The value displayed is the MDL.
J - The result is an estimated concentration. "J" qualifiers are applied by the laboratory when the concentration reported is above the MDL, but below the laboratory reporting limit.
Radium data are a combination of radium isotopes 226 and 228. When results are reported below the Minimum Detectable Concentration (MDC), data is displayed with an accompanying U.
The MDC varies depending upon the sample amount and elapsed time of the measurement.

Table 6
Statistical Method Summary
Georgia Power Company
Plant McIntosh Ash Pond 1
Effingham County, GA

Plant McIntosh Ash Pond 1 Statistical Method Summary		
Monitoring Well Network	Upgradient Detection Wells	MGWA-5, MGWA-6, MGWA-6A, MGWA-10, and MGWA-11
	Downgradient Detection Wells	MGWC-1, MGWC-2, MGWC-3, MGWC-7, MGWC-8, and MGWC-12
	Assessment Wells	MGWC-19, MGWC-20
CCR Monitoring Parameters	Appendix III (Detection Monitoring)	Boron, Calcium, Chloride, Fluoride, pH, Sulfate, and Total Dissolved Solids
	Appendix IV (Assessment Monitoring)	Antimony, Arsenic, Barium, Beryllium, Cadmium, Chromium, Cobalt, Combined Radium 226 + 228, Fluoride, Lead, Lithium, Mercury, Molybdenum, Selenium, and Thallium
Statistical Methodology	Data Screening Proposed Background	Evaluate outliers, trends, and seasonality when sufficient data are available
	Statistical Limits	Interwell statistical limits

Table 7
Summary of Background Levels and GWPS
Georgia Power Company
Plant McIntosh Ash Pond 1
Effingham County, GA

Analyte	Units	EPA MCL	Federal CCR Rule Specified GWPS	Background Level February 2025	GWPS February 2025	Background Level August 2025	GWPS August 2025
Antimony	mg/L	0.006	N/A	0.002	0.006	0.005	0.006
Arsenic	mg/L	0.01	N/A	0.014	0.014	0.014	0.014
Barium	mg/L	2	N/A	0.15	2	0.15	2
Beryllium	mg/L	0.004	N/A	0.0025	0.004	0.001	0.004
Cadmium	mg/L	0.005	N/A	0.0025	0.005	0.0007	0.005
Chromium	mg/L	0.1	N/A	0.0066	0.1	0.0066	0.1
Cobalt	mg/L	N/A	0.006	0.0025	0.006	0.005	0.006
Combined Radium 226 + 228	pCi/L	5	N/A	1.25	5	1.31	5
Fluoride	mg/L	4	N/A	0.19	4	0.19	4
Lead	mg/L	N/A	0.015	0.001	0.015	0.001	0.015
Lithium	mg/L	N/A	0.04	0.037	0.04	0.037	0.04
Mercury	mg/L	0.002	N/A	0.0002	0.002	0.0002	0.002
Molybdenum	mg/L	N/A	0.1	0.015	0.1	0.0052	0.1
Selenium	mg/L	0.05	N/A	0.005	0.05	0.005	0.05
Thallium	mg/L	0.002	N/A	0.001	0.002	0.001	0.002

Notes:
1. mg/L - milligrams per liter
2. pCi/L - picocuries per liter
3. Background Level = Tolerance limits calculated from pooled upgradient well data through present.
4. EPA MCL = Environmental Protection Agency Maximum Contaminant Level, per Georgia EPD Rule 391-3-5-.18(1)(a).
5. GWPS = Groundwater protection standard, per Georgia EPD Rule 391-3-4-.10(6)(a).
6. CCR-Rule specified GWPS as stipulated in 40 CFR § 257.95(h)(1-3) and incorporated into Georgia EPD's CCR Rule 391-3-4-.10(6)(a) on February 22, 2022.
7. N/A = Not applicable per Georgia EPD Rule 391-3-5-.18(1)(a) or 40 CFR § 257.95(h)(1-3).

FIGURES



Georgia Power

GEORGIA POWER COMPANY
PLANT McINTOSH ASH POND 1

LEGEND

- APPROXIMATE PROPERTY BOUNDARY
- APPROXIMATE AP-1 BOUNDARY



NOTES

1. AERIAL DATED JANUARY 22, 2024, PROVIDED BY SAM, LLC. ADDITIONAL PHOTOGRAPHY SOURCED FROM NATIONAL AGRICULTURE IMAGERY PROGRAM (NAIP) DATED FROM 2019 THROUGH 2021.

N

1,500 750 0 1,500
SCALE (IN FEET)

Atlantic Coast Consulting, Inc.

2025 ANNUAL GROUNDWATER MONITORING AND CORRECTIVE ACTION REPORT

SITE LOCATION MAP

FIGURE 1

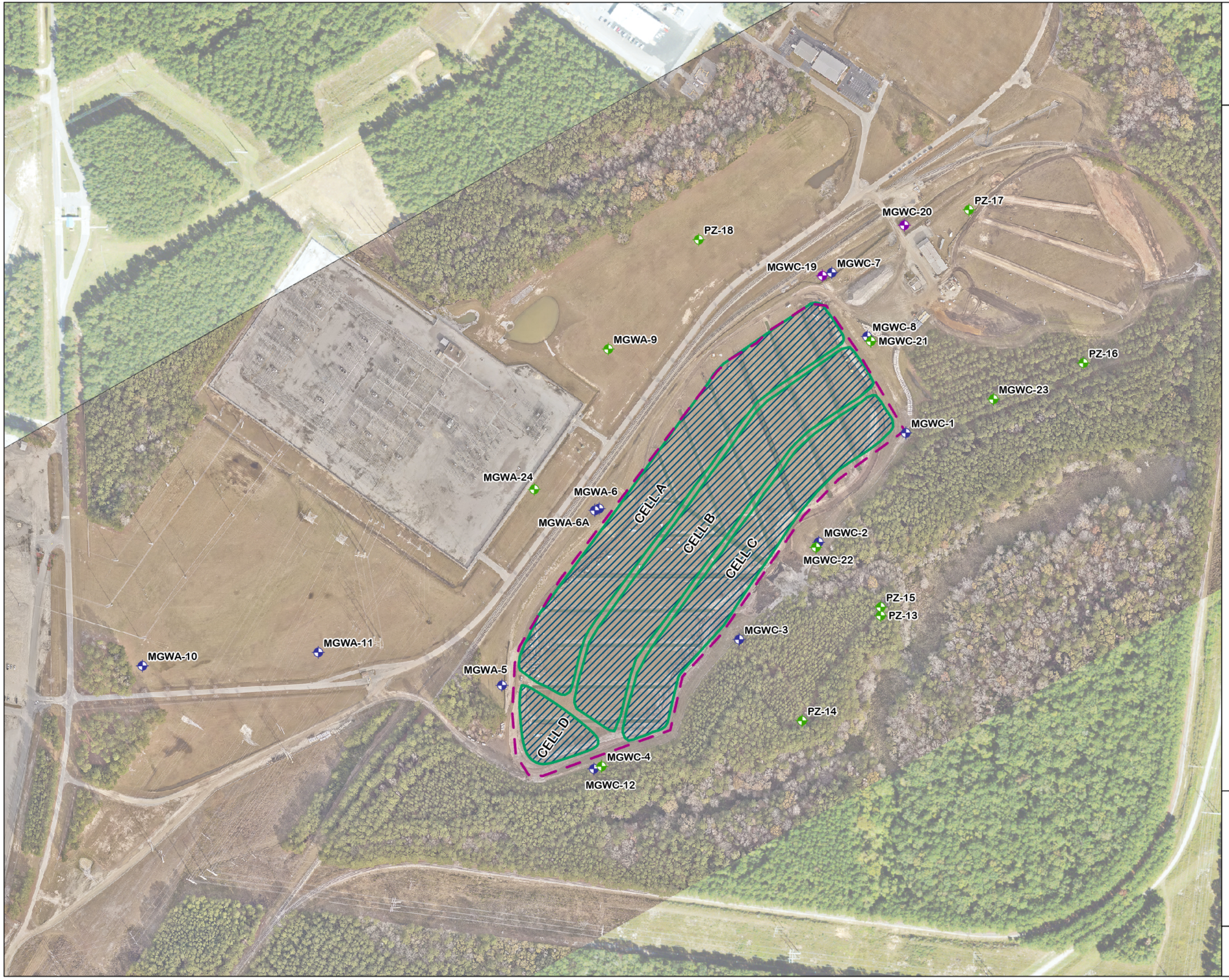

Georgia Power

GEORGIA POWER COMPANY
PLANT McINTOSH ASH POND 1

LEGEND

- APPROXIMATE AP-1 BOUNDARY
- AREA WHERE ASH REMOVAL WAS CERTIFIED COMPLETE BY GA EPD (OCTOBER 6, 2021)
- DETECTION WELL
- ASSESSMENT WELL
- PIEZOMETER

NOTES

1. AERIAL DATED JANUARY 22, 2024, PROVIDED BY SAM, LLC. ADDITIONAL PHOTOGRAPHY SOURCED FROM NATIONAL AGRICULTURE IMAGERY PROGRAM (NAIP) DATED OCTOBER 17, 2023.
2. CELL BOUNDARY LAYERS PROVIDED BY GEI CONSULTANTS.

N

350 175 0 350
SCALE (IN FEET)

Atlantic Coast Consulting, Inc.

2025 ANNUAL GROUNDWATER MONITORING AND CORRECTIVE ACTION REPORT

CCR REMOVAL MAP

FIGURE 2

Georgia Power

GEORGIA POWER COMPANY
PLANT McINTOSH ASH POND 1

LEGEND

- APPROXIMATE AP-1 BOUNDARY
- DETECTION WELL
- ASSESSMENT WELL
- PIEZOMETER

NOTES

1. AERIAL DATED JANUARY 22, 2024, PROVIDED BY SAM, LLC. ADDITIONAL PHOTOGRAPHY SOURCED FROM NATIONAL AGRICULTURE IMAGERY PROGRAM (NAIP) DATED OCTOBER 17, 2023.

N

350 175 0 350
SCALE (IN FEET)

Atlantic Coast Consulting, Inc.

2025 ANNUAL GROUNDWATER MONITORING AND CORRECTIVE ACTION REPORT

WELL LOCATION MAP

FIGURE 3

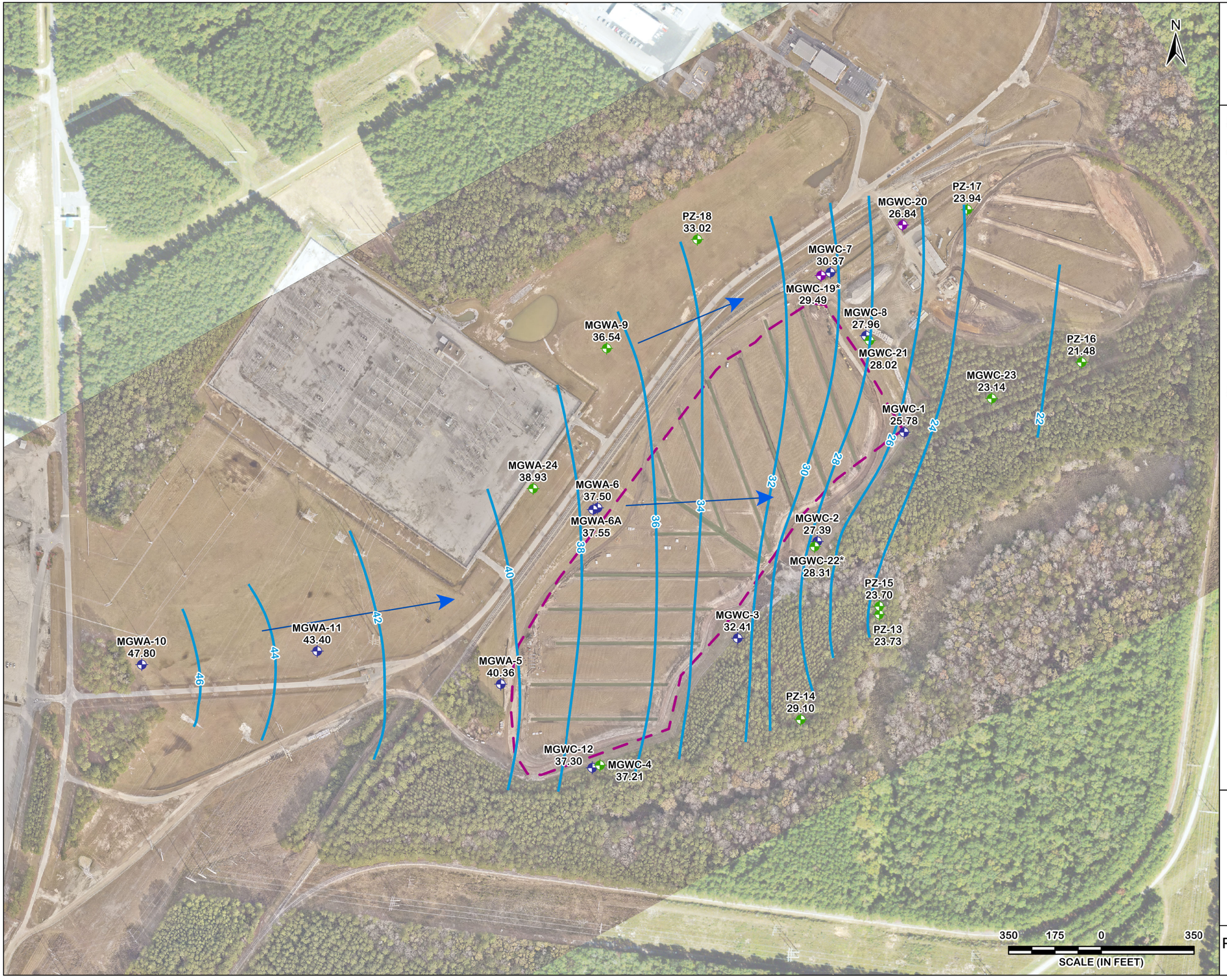

Georgia Power

GEORGIA POWER COMPANY
PLANT McINTOSH ASH POND 1

LEGEND

- APPROXIMATE AP-1 BOUNDARY
- GROUNDWATER ELEVATION CONTOUR
- GROUNDWATER FLOW DIRECTION
- DETECTION WELL
- ASSESSMENT WELL
- PIEZOMETER

NOTES

1. AERIAL DATED JANUARY 22, 2024, PROVIDED BY SAM, LLC. ADDITIONAL PHOTOGRAPHY SOURCED FROM NATIONAL AGRICULTURE IMAGERY PROGRAM (NAIP) DATED OCTOBER 17, 2023.
2. WATER LEVEL ELEVATION MEASURED FEBRUARY 3, 2025.
3. * = ELEVATIONS FOR MGWC-19 AND MGWC-22 ARE NOT USED TO CALCULATE POTENTIOMETRIC CONTOURS.

CHARLES BRISENDINE ADAMS
GEORGIA REGISTERED PROFESSIONAL GEOLOGIST
No.1632

Atlantic Coast Consulting, Inc.

2025 ANNUAL GROUNDWATER MONITORING AND CORRECTIVE ACTION REPORT

POTENTIOMETRIC CONTOUR MAP FEBRUARY 2025

FIGURE 4A

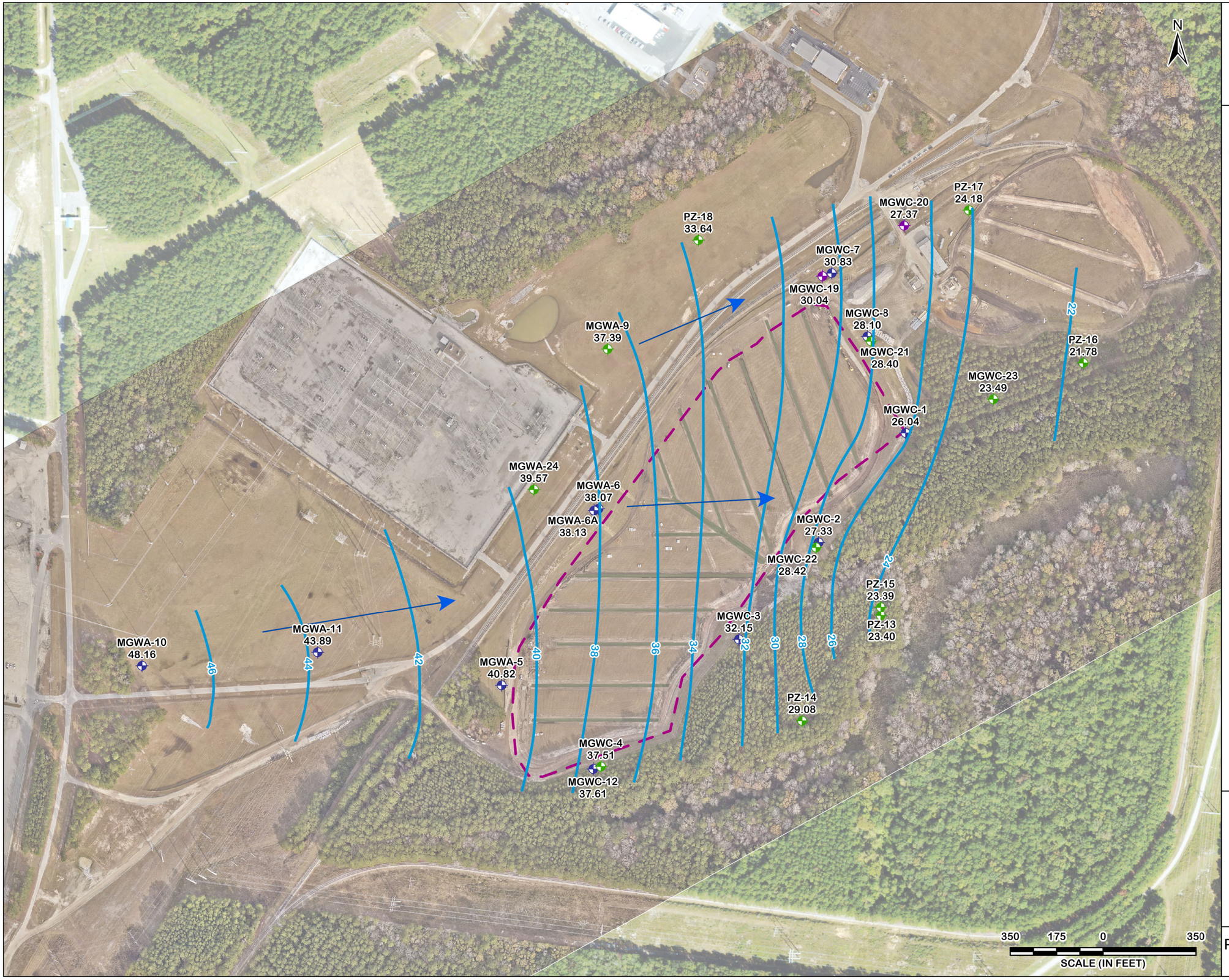

Georgia Power

GEORGIA POWER COMPANY
PLANT McINTOSH ASH POND 1

LEGEND

- APPROXIMATE AP-1 BOUNDARY
- GROUNDWATER ELEVATION CONTOUR
- GROUNDWATER FLOW DIRECTION
- DETECTION WELL
- ASSESSMENT WELL
- PIEZOMETER

NOTES

1. AERIAL DATED JANUARY 22, 2024, PROVIDED BY SAM, LLC. ADDITIONAL PHOTOGRAPHY SOURCED FROM NATIONAL AGRICULTURE IMAGERY PROGRAM (NAIP) DATED OCTOBER 17, 2023.
2. WATER LEVEL ELEVATION MEASURED AUGUST 4, 2025.
3. * = ELEVATIONS FOR MGWC-19 AND MGWC-22 ARE NOT USED TO CALCULATE POTENTIOMETRIC CONTOURS.

CHARLES BRISENDINE ADAMS
GEORGIA REGISTERED PROFESSIONAL GEOLOGIST
No.1632

Atlantic Coast Consulting, Inc.

2025 ANNUAL GROUNDWATER MONITORING AND CORRECTIVE ACTION REPORT

POTENTIOMETRIC CONTOUR MAP AUGUST 2025

FIGURE 4B

APPENDICES

APPENDIX A

Laboratory Analytical and Field Sampling Reports

APPENDIX A

Laboratory Analytical and Field Sampling Reports
February 2025 Monitoring Event

eurofins | Environment Testing

ANALYTICAL REPORT

PREPARED FOR

Attn: Kevin Stephenson
Southern Company
241 Ralph McGill Blvd SE
B10185
Atlanta, Georgia 30308

Generated 2/18/2025 6:50:03 PM

JOB DESCRIPTION

Plant McIntosh Ash Pond 1

JOB NUMBER

680-261520-1

Eurofins Savannah
5102 LaRoche Avenue
Savannah GA 31404

See page two for job notes and contact information.

my EOL

Job Notes

This report may not be reproduced except in full, and with written approval from the laboratory. The results relate only to the samples tested. For questions please contact the Project Manager at the e-mail address or telephone number listed on this page.

The test results in this report relate only to the samples as received by the laboratory and will meet all requirements of the methodology, with any exceptions noted. This report shall not be reproduced except in full, without the express written approval of the laboratory. All questions should be directed to the Eurofins Environment Testing Southeast, LLC Project Manager.

Authorization



Generated
2/18/2025 6:50:03 PM

Authorized for release by
David Fuller, Project Manager
David.Fuller@et.eurofinsus.com
(770)344-8986

Definitions/Glossary

Client: Southern Company
Project/Site: Plant McIntosh Ash Pond 1

Job ID: 680-261520-1

Qualifiers

HPLC/IC

Qualifier	Qualifier Description
F1	MS and/or MSD recovery exceeds control limits.
J	Result is less than the RL but greater than or equal to the MDL and the concentration is an approximate value.

Metals

Qualifier	Qualifier Description
J	Result is less than the RL but greater than or equal to the MDL and the concentration is an approximate value.

General Chemistry

Qualifier	Qualifier Description
F3	Duplicate RPD exceeds the control limit

Glossary

Abbreviation	These commonly used abbreviations may or may not be present in this report.
☼	Listed under the "D" column to designate that the result is reported on a dry weight basis
%R	Percent Recovery
CFL	Contains Free Liquid
CFU	Colony Forming Unit
CNF	Contains No Free Liquid
DER	Duplicate Error Ratio (normalized absolute difference)
Dil Fac	Dilution Factor
DL	Detection Limit (DoD/DOE)
DL, RA, RE, IN	Indicates a Dilution, Re-analysis, Re-extraction, or additional Initial metals/anion analysis of the sample
DLC	Decision Level Concentration (Radiochemistry)
EDL	Estimated Detection Limit (Dioxin)
LOD	Limit of Detection (DoD/DOE)
LOQ	Limit of Quantitation (DoD/DOE)
MCL	EPA recommended "Maximum Contaminant Level"
MDA	Minimum Detectable Activity (Radiochemistry)
MDC	Minimum Detectable Concentration (Radiochemistry)
MDL	Method Detection Limit
ML	Minimum Level (Dioxin)
MPN	Most Probable Number
MQL	Method Quantitation Limit
NC	Not Calculated
ND	Not Detected at the reporting limit (or MDL or EDL if shown)
NEG	Negative / Absent
POS	Positive / Present
PQL	Practical Quantitation Limit
PRES	Presumptive
QC	Quality Control
RER	Relative Error Ratio (Radiochemistry)
RL	Reporting Limit or Requested Limit (Radiochemistry)
RPD	Relative Percent Difference, a measure of the relative difference between two points
TEF	Toxicity Equivalent Factor (Dioxin)
TEQ	Toxicity Equivalent Quotient (Dioxin)
TNTC	Too Numerous To Count

Sample Summary

Client: Southern Company
Project/Site: Plant McIntosh Ash Pond 1

Job ID: 680-261520-1

Lab Sample ID	Client Sample ID	Matrix	Collected	Received
680-261520-1	MCI-MGWA-5	Water	02/03/25 16:32	02/05/25 09:41
680-261520-2	MCI-MGWA-6	Water	02/03/25 16:26	02/05/25 09:41
680-261520-3	MCI-MGWA-6A	Water	02/04/25 09:50	02/05/25 09:41
680-261520-4	MCI-MGWA-10	Water	02/04/25 09:38	02/05/25 09:41
680-261520-5	MCI-MGWA-11	Water	02/04/25 10:49	02/05/25 09:41
680-261520-6	MCI-MGWC-3	Water	02/04/25 11:36	02/05/25 09:41
680-261520-7	MCI-MGWC-1	Water	02/04/25 12:22	02/05/25 09:41
680-261520-8	MCI-MGWC-8	Water	02/04/25 14:24	02/05/25 09:41
680-261520-9	MCI-MGWC-12	Water	02/04/25 14:30	02/05/25 09:41
680-261520-10	MCI-AP1-FD-01	Water	02/04/25 00:00	02/05/25 09:41
680-261520-11	MCI-AP1-EB-03	Water	02/04/25 12:55	02/05/25 09:41
680-261520-12	MCI-AP1-FB-01	Water	02/04/25 14:10	02/05/25 09:41
680-261520-13	MCI-MGWC-7	Water	02/04/25 15:32	02/05/25 09:41
680-261520-14	MCI-MGWC-20	Water	02/04/25 16:15	02/05/25 09:41
680-261520-15	MCI-AP1-EB-04	Water	02/04/25 15:50	02/05/25 09:41
680-261520-16	MCI-AP1-FB-02	Water	02/04/25 16:15	02/05/25 09:41

Job ID: 680-261520-1 — Eurofins Savannah

Job Narrative
680-261520-1

Analytical test results meet all requirements of the associated regulatory program listed on the Accreditation/Certification Summary Page unless otherwise noted under the individual analysis. Data qualifiers and/or narrative comments are included to explain any exceptions, if applicable.

- Matrix QC may not be reported if insufficient sample is provided or site-specific QC samples were not submitted. In these situations, to demonstrate precision and accuracy at a batch level, a LCS/LCSD may be performed, unless otherwise specified in the method.
- Surrogate and/or isotope dilution analyte recoveries (if applicable) which are outside of the QC window are confirmed unless attributed to a dilution or otherwise noted in the narrative.

Receipt
The samples were received on 2/5/2025 9:41 AM. Unless otherwise noted below, the samples arrived in good condition, and, where required, properly preserved and on ice. The temperatures of the 5 coolers at receipt time were 1.8°C, 2.1°C, 2.4°C, 3.2°C and 4.4°C.

HPLC/IC
Method 300_ORGFM_28D: The matrix spike / matrix spike duplicate (MS/MSD) recoveries for analytical batch 680-874884 were outside control limits for one or more analytes. See QC Sample Results for detail. Sample matrix interference and/or non-homogeneity are suspected because the associated laboratory control sample (LCS) recovery is within acceptance limits.

No additional analytical or quality issues were noted, other than those described above or in the Definitions/ Glossary page.

Metals
No additional analytical or quality issues were noted, other than those described above or in the Definitions/ Glossary page.

General Chemistry
Method 2540C: A lesser volume of sample was used for the following samples due to the nature of the sample matrix resulting in elevated reporting limits: MCI-MGWA-6 (680-261520-2), MCI-MGWA-6A (680-261520-3), MCI-MGWC-3 (680-261520-6), MCI-MGWC-1 (680-261520-7), MCI-MGWC-8 (680-261520-8), MCI-AP1-FD-01 (680-261520-10), MGWC-7 (680-261520-13) and MGWC-20 (680-261520-14).

Method 2540C: The sample duplicate precision for the following sample associated with analytical batch 680-875047 was outside control limits: (680-261520-C-14 DU). The associated Laboratory Control Sample / Laboratory Control Sample Duplicate (LCS/LCSD) precision met acceptance criteria.

No additional analytical or quality issues were noted, other than those described above or in the Definitions/ Glossary page.

Client: Southern Company
Project/Site: Plant McIntosh Ash Pond 1

Job ID: 680-261520-1

Client Sample ID: MCI-MGWA-5

Lab Sample ID: 680-261520-1

Date Collected: 02/03/25 16:32

Matrix: Water

Date Received: 02/05/25 09:41

Method: MCAWW 300.0-1993 R2.1 - Anions, Ion Chromatography

Analyte	Result	Qualifier	RL	MDL	Unit	D	Prepared	Analyzed	Dil Fac
Chloride	**5.4**		1.0	0.20	mg/L			02/07/25 17:29	1
Fluoride	<0.040		0.10	0.040	mg/L			02/07/25 17:29	1
Sulfate	**3.4**		1.0	0.40	mg/L			02/07/25 17:29	1

Method: SW846 6020B - Metals (ICP/MS) - Total Recoverable

Analyte	Result	Qualifier	RL	MDL	Unit	D	Prepared	Analyzed	Dil Fac
Antimony	<0.00034		0.0020	0.00034	mg/L		02/06/25 06:25	02/14/25 12:37	1
Arsenic	<0.00086		0.0010	0.00086	mg/L		02/06/25 06:25	02/14/25 12:37	1
Barium	**0.039**		0.010	0.00089	mg/L		02/06/25 06:25	02/14/25 12:37	1
Beryllium	<0.00020		0.0025	0.00020	mg/L		02/06/25 06:25	02/14/25 12:37	1
Boron	**0.081**		0.080	0.022	mg/L		02/06/25 06:25	02/14/25 12:37	1
Cadmium	<0.000078		0.0025	0.000078	mg/L		02/06/25 06:25	02/14/25 12:37	1
Calcium	**29**		0.50	0.14	mg/L		02/06/25 06:25	02/14/25 12:37	1
Chromium	<0.0012		0.0020	0.0012	mg/L		02/06/25 06:25	02/14/25 12:37	1
Cobalt	<0.00022		0.0025	0.00022	mg/L		02/06/25 06:25	02/14/25 12:37	1
Lead	<0.00021		0.0010	0.00021	mg/L		02/06/25 06:25	02/14/25 12:37	1
Lithium	**0.014**		0.0050	0.0020	mg/L		02/06/25 06:25	02/14/25 12:37	1
Molybdenum	<0.00086		0.015	0.00086	mg/L		02/06/25 06:25	02/14/25 12:37	1
Selenium	<0.00099		0.0050	0.00099	mg/L		02/06/25 06:25	02/14/25 12:37	1
Thallium	<0.00026		0.0010	0.00026	mg/L		02/06/25 06:25	02/14/25 12:37	1

Method: SW846 7470A - Mercury (CVAA)

Analyte	Result	Qualifier	RL	MDL	Unit	D	Prepared	Analyzed	Dil Fac
Mercury	<0.000080		0.00020	0.000080	mg/L		02/10/25 13:44	02/11/25 12:22	1

General Chemistry

Analyte	Result	Qualifier	RL	MDL	Unit	D	Prepared	Analyzed	Dil Fac
Total Dissolved Solids (SM 2540C-2011)	**150**		10	10	mg/L			02/06/25 06:37	1

Client Sample ID: MCI-MGWA-6

Lab Sample ID: 680-261520-2

Date Collected: 02/03/25 16:26

Matrix: Water

Date Received: 02/05/25 09:41

Method: MCAWW 300.0-1993 R2.1 - Anions, Ion Chromatography

Analyte	Result	Qualifier	RL	MDL	Unit	D	Prepared	Analyzed	Dil Fac
Chloride	**3.4**		1.0	0.20	mg/L			02/07/25 17:39	1
Fluoride	<0.040		0.10	0.040	mg/L			02/07/25 17:39	1
Sulfate	**4.6**		1.0	0.40	mg/L			02/07/25 17:39	1

Method: SW846 6020B - Metals (ICP/MS) - Total Recoverable

Analyte	Result	Qualifier	RL	MDL	Unit	D	Prepared	Analyzed	Dil Fac
Antimony	<0.00034		0.0020	0.00034	mg/L		02/06/25 06:25	02/14/25 12:05	1
Arsenic	**0.011**		0.0010	0.00086	mg/L		02/06/25 06:25	02/14/25 12:05	1
Barium	**0.030**		0.010	0.00089	mg/L		02/06/25 06:25	02/14/25 12:05	1
Beryllium	<0.00020		0.0025	0.00020	mg/L		02/06/25 06:25	02/14/25 12:05	1
Boron	**0.028**	**J**	0.080	0.022	mg/L		02/06/25 06:25	02/14/25 12:05	1
Cadmium	<0.000078		0.0025	0.000078	mg/L		02/06/25 06:25	02/14/25 12:05	1
Calcium	**110**		0.50	0.14	mg/L		02/06/25 06:25	02/14/25 12:05	1
Chromium	<0.0012		0.0020	0.0012	mg/L		02/06/25 06:25	02/14/25 12:05	1
Cobalt	<0.00022		0.0025	0.00022	mg/L		02/06/25 06:25	02/14/25 12:05	1

Client Sample ID: MCI-MGWA-6

Lab Sample ID: 680-261520-2

Date Collected: 02/03/25 16:26

Matrix: Water

Date Received: 02/05/25 09:41

Method: SW846 6020B - Metals (ICP/MS) - Total Recoverable (Continued)

Analyte	Result	Qualifier	RL	MDL	Unit	D	Prepared	Analyzed	Dil Fac
Lead	<0.00021		0.0010	0.00021	mg/L		02/06/25 06:25	02/14/25 12:05	1
Lithium	**0.0057**		0.0050	0.0020	mg/L		02/06/25 06:25	02/14/25 12:05	1
Molybdenum	<0.00086		0.015	0.00086	mg/L		02/06/25 06:25	02/14/25 12:05	1
Selenium	<0.00099		0.0050	0.00099	mg/L		02/06/25 06:25	02/14/25 12:05	1
Thallium	<0.00026		0.0010	0.00026	mg/L		02/06/25 06:25	02/14/25 12:05	1

Method: SW846 7470A - Mercury (CVAA)

Analyte	Result	Qualifier	RL	MDL	Unit	D	Prepared	Analyzed	Dil Fac
Mercury	<0.000080		0.00020	0.000080	mg/L		02/10/25 13:44	02/11/25 12:30	1

General Chemistry

Analyte	Result	Qualifier	RL	MDL	Unit	D	Prepared	Analyzed	Dil Fac
Total Dissolved Solids (SM 2540C-2011)	**260**		40	40	mg/L			02/06/25 06:37	1

Client Sample ID: MCI-MGWA-6A

Lab Sample ID: 680-261520-3

Date Collected: 02/04/25 09:50

Matrix: Water

Date Received: 02/05/25 09:41

Method: MCAWW 300.0-1993 R2.1 - Anions, Ion Chromatography

Analyte	Result	Qualifier	RL	MDL	Unit	D	Prepared	Analyzed	Dil Fac
Chloride	**3.5**		1.0	0.20	mg/L			02/07/25 17:48	1
Fluoride	<0.040		0.10	0.040	mg/L			02/07/25 17:48	1
Sulfate	**4.0**		1.0	0.40	mg/L			02/07/25 17:48	1

Method: SW846 6020B - Metals (ICP/MS) - Total Recoverable

Analyte	Result	Qualifier	RL	MDL	Unit	D	Prepared	Analyzed	Dil Fac
Antimony	<0.00034		0.0020	0.00034	mg/L		02/06/25 06:25	02/14/25 11:59	1
Arsenic	**0.011**		0.0010	0.00086	mg/L		02/06/25 06:25	02/14/25 11:59	1
Barium	**0.034**		0.010	0.00089	mg/L		02/06/25 06:25	02/14/25 11:59	1
Beryllium	<0.00020		0.0025	0.00020	mg/L		02/06/25 06:25	02/14/25 11:59	1
Boron	**0.030**	**J**	0.080	0.022	mg/L		02/06/25 06:25	02/14/25 11:59	1
Cadmium	<0.000078		0.0025	0.000078	mg/L		02/06/25 06:25	02/14/25 11:59	1
Calcium	**110**		0.50	0.14	mg/L		02/06/25 06:25	02/14/25 11:59	1
Chromium	<0.0012		0.0020	0.0012	mg/L		02/06/25 06:25	02/14/25 11:59	1
Cobalt	**0.00075**	**J**	0.0025	0.00022	mg/L		02/06/25 06:25	02/14/25 11:59	1
Lead	<0.00021		0.0010	0.00021	mg/L		02/06/25 06:25	02/14/25 11:59	1
Lithium	**0.0034**	**J**	0.0050	0.0020	mg/L		02/06/25 06:25	02/14/25 11:59	1
Molybdenum	<0.00086		0.015	0.00086	mg/L		02/06/25 06:25	02/14/25 11:59	1
Selenium	<0.00099		0.0050	0.00099	mg/L		02/06/25 06:25	02/14/25 11:59	1
Thallium	<0.00026		0.0010	0.00026	mg/L		02/06/25 06:25	02/14/25 11:59	1

Method: SW846 7470A - Mercury (CVAA)

Analyte	Result	Qualifier	RL	MDL	Unit	D	Prepared	Analyzed	Dil Fac
Mercury	<0.000080		0.00020	0.000080	mg/L		02/11/25 12:48	02/11/25 17:53	1

General Chemistry

Analyte	Result	Qualifier	RL	MDL	Unit	D	Prepared	Analyzed	Dil Fac
Total Dissolved Solids (SM 2540C-2011)	**250**		40	40	mg/L			02/06/25 06:37	1

Client: Southern Company
Project/Site: Plant McIntosh Ash Pond 1

Job ID: 680-261520-1

Client Sample ID: MCI-MGWA-10

Lab Sample ID: 680-261520-4

Date Collected: 02/04/25 09:38

Matrix: Water

Date Received: 02/05/25 09:41

Method: MCAWW 300.0-1993 R2.1 - Anions, Ion Chromatography

Analyte	Result	Qualifier	RL	MDL	Unit	D	Prepared	Analyzed	Dil Fac
Chloride	**8.0**		1.0	0.20	mg/L			02/08/25 15:27	1
Fluoride	<0.040		0.10	0.040	mg/L			02/08/25 15:27	1
Sulfate	<0.40		1.0	0.40	mg/L			02/08/25 15:27	1

Method: SW846 6020B - Metals (ICP/MS) - Total Recoverable

Analyte	Result	Qualifier	RL	MDL	Unit	D	Prepared	Analyzed	Dil Fac
Antimony	<0.00034		0.0020	0.00034	mg/L		02/06/25 06:25	02/14/25 12:19	1
Arsenic	**0.0011**		0.0010	0.00086	mg/L		02/06/25 06:25	02/14/25 12:19	1
Barium	**0.019**		0.010	0.00089	mg/L		02/06/25 06:25	02/14/25 12:19	1
Beryllium	<0.00020		0.0025	0.00020	mg/L		02/06/25 06:25	02/14/25 12:19	1
Boron	<0.022		0.080	0.022	mg/L		02/06/25 06:25	02/14/25 12:19	1
Cadmium	<0.000078		0.0025	0.000078	mg/L		02/06/25 06:25	02/14/25 12:19	1
Calcium	**3.2**		0.50	0.14	mg/L		02/06/25 06:25	02/14/25 12:19	1
Chromium	**0.0051**		0.0020	0.0012	mg/L		02/06/25 06:25	02/14/25 12:19	1
Cobalt	<0.00022		0.0025	0.00022	mg/L		02/06/25 06:25	02/14/25 12:19	1
Lead	<0.00021		0.0010	0.00021	mg/L		02/06/25 06:25	02/14/25 12:19	1
Lithium	**0.013**		0.0050	0.0020	mg/L		02/06/25 06:25	02/14/25 12:19	1
Molybdenum	<0.00086		0.015	0.00086	mg/L		02/06/25 06:25	02/14/25 12:19	1
Selenium	<0.00099		0.0050	0.00099	mg/L		02/06/25 06:25	02/14/25 12:19	1
Thallium	<0.00026		0.0010	0.00026	mg/L		02/06/25 06:25	02/14/25 12:19	1

Method: SW846 7470A - Mercury (CVAA)

Analyte	Result	Qualifier	RL	MDL	Unit	D	Prepared	Analyzed	Dil Fac
Mercury	<0.000080		0.00020	0.000080	mg/L		02/11/25 12:48	02/11/25 17:22	1

General Chemistry

Analyte	Result	Qualifier	RL	MDL	Unit	D	Prepared	Analyzed	Dil Fac
Total Dissolved Solids (SM 2540C-2011)	**54**		10	10	mg/L			02/06/25 06:37	1

Client Sample ID: MCI-MGWA-11

Lab Sample ID: 680-261520-5

Date Collected: 02/04/25 10:49

Matrix: Water

Date Received: 02/05/25 09:41

Method: MCAWW 300.0-1993 R2.1 - Anions, Ion Chromatography

Analyte	Result	Qualifier	RL	MDL	Unit	D	Prepared	Analyzed	Dil Fac
Chloride	**3.8**		1.0	0.20	mg/L			02/07/25 18:08	1
Fluoride	<0.040		0.10	0.040	mg/L			02/07/25 18:08	1
Sulfate	<0.40		1.0	0.40	mg/L			02/07/25 18:08	1

Method: SW846 6020B - Metals (ICP/MS) - Total Recoverable

Analyte	Result	Qualifier	RL	MDL	Unit	D	Prepared	Analyzed	Dil Fac
Antimony	<0.00034		0.0020	0.00034	mg/L		02/06/25 06:25	02/14/25 12:03	1
Arsenic	**0.0033**		0.0010	0.00086	mg/L		02/06/25 06:25	02/14/25 12:03	1
Barium	**0.15**		0.010	0.00089	mg/L		02/06/25 06:25	02/14/25 12:03	1
Beryllium	<0.00020		0.0025	0.00020	mg/L		02/06/25 06:25	02/14/25 12:03	1
Boron	**0.035**	**J**	0.080	0.022	mg/L		02/06/25 06:25	02/14/25 12:03	1
Cadmium	<0.000078		0.0025	0.000078	mg/L		02/06/25 06:25	02/14/25 12:03	1
Calcium	**44**		0.50	0.14	mg/L		02/06/25 06:25	02/14/25 12:03	1
Chromium	**0.0014**	**J**	0.0020	0.0012	mg/L		02/06/25 06:25	02/14/25 12:03	1
Cobalt	<0.00022		0.0025	0.00022	mg/L		02/06/25 06:25	02/14/25 12:03	1

Client Sample ID: MCI-MGWA-11

Lab Sample ID: 680-261520-5

Date Collected: 02/04/25 10:49

Matrix: Water

Date Received: 02/05/25 09:41

Method: SW846 6020B - Metals (ICP/MS) - Total Recoverable (Continued)

Analyte	Result	Qualifier	RL	MDL	Unit	D	Prepared	Analyzed	Dil Fac
Lead	<0.00021		0.0010	0.00021	mg/L		02/06/25 06:25	02/14/25 12:03	1
Lithium	**0.033**		0.0050	0.0020	mg/L		02/06/25 06:25	02/14/25 12:03	1
Molybdenum	**0.00086**	**J**	0.015	0.00086	mg/L		02/06/25 06:25	02/14/25 12:03	1
Selenium	<0.00099		0.0050	0.00099	mg/L		02/06/25 06:25	02/14/25 12:03	1
Thallium	<0.00026		0.0010	0.00026	mg/L		02/06/25 06:25	02/14/25 12:03	1

Method: SW846 7470A - Mercury (CVAA)

Analyte	Result	Qualifier	RL	MDL	Unit	D	Prepared	Analyzed	Dil Fac
Mercury	<0.000080		0.00020	0.000080	mg/L		02/11/25 12:48	02/11/25 17:48	1

General Chemistry

Analyte	Result	Qualifier	RL	MDL	Unit	D	Prepared	Analyzed	Dil Fac
Total Dissolved Solids (SM 2540C-2011)	**220**		10	10	mg/L			02/06/25 06:37	1

Client Sample ID: MCI-MGWC-3

Lab Sample ID: 680-261520-6

Date Collected: 02/04/25 11:36

Matrix: Water

Date Received: 02/05/25 09:41

Method: MCAWW 300.0-1993 R2.1 - Anions, Ion Chromatography

Analyte	Result	Qualifier	RL	MDL	Unit	D	Prepared	Analyzed	Dil Fac
Chloride	**19**		5.0	1.0	mg/L			02/07/25 18:18	5
Fluoride	<0.20		0.50	0.20	mg/L			02/07/25 18:18	5
Sulfate	**73**		5.0	2.0	mg/L			02/07/25 18:18	5

Method: SW846 6020B - Metals (ICP/MS) - Total Recoverable

Analyte	Result	Qualifier	RL	MDL	Unit	D	Prepared	Analyzed	Dil Fac
Antimony	<0.00034		0.0020	0.00034	mg/L		02/06/25 06:25	02/14/25 12:29	1
Arsenic	**0.0021**		0.0010	0.00086	mg/L		02/06/25 06:25	02/14/25 12:29	1
Barium	**0.15**		0.010	0.00089	mg/L		02/06/25 06:25	02/14/25 12:29	1
Beryllium	<0.00020		0.0025	0.00020	mg/L		02/06/25 06:25	02/14/25 12:29	1
Boron	**0.45**		0.080	0.022	mg/L		02/06/25 06:25	02/14/25 12:29	1
Cadmium	<0.000078		0.0025	0.000078	mg/L		02/06/25 06:25	02/14/25 12:29	1
Calcium	**110**		0.50	0.14	mg/L		02/06/25 06:25	02/14/25 12:29	1
Chromium	<0.0012		0.0020	0.0012	mg/L		02/06/25 06:25	02/14/25 12:29	1
Cobalt	**0.00043**	**J**	0.0025	0.00022	mg/L		02/06/25 06:25	02/14/25 12:29	1
Lead	**0.00034**	**J**	0.0010	0.00021	mg/L		02/06/25 06:25	02/14/25 12:29	1
Lithium	**0.017**		0.0050	0.0020	mg/L		02/06/25 06:25	02/14/25 12:29	1
Molybdenum	<0.00086		0.015	0.00086	mg/L		02/06/25 06:25	02/14/25 12:29	1
Selenium	<0.00099		0.0050	0.00099	mg/L		02/06/25 06:25	02/14/25 12:29	1
Thallium	<0.00026		0.0010	0.00026	mg/L		02/06/25 06:25	02/14/25 12:29	1

Method: SW846 7470A - Mercury (CVAA)

Analyte	Result	Qualifier	RL	MDL	Unit	D	Prepared	Analyzed	Dil Fac
Mercury	<0.000080		0.00020	0.000080	mg/L		02/11/25 12:48	02/11/25 17:18	1

General Chemistry

Analyte	Result	Qualifier	RL	MDL	Unit	D	Prepared	Analyzed	Dil Fac
Total Dissolved Solids (SM 2540C-2011)	**330**		40	40	mg/L			02/06/25 06:37	1

Client: Southern Company
Project/Site: Plant McIntosh Ash Pond 1

Job ID: 680-261520-1

Client Sample ID: MCI-MGWC-1

Lab Sample ID: 680-261520-7

Date Collected: 02/04/25 12:22

Matrix: Water

Date Received: 02/05/25 09:41

Method: MCAWW 300.0-1993 R2.1 - Anions, Ion Chromatography

Analyte	Result	Qualifier	RL	MDL	Unit	D	Prepared	Analyzed	Dil Fac
Chloride	**20**		5.0	1.0	mg/L			02/07/25 18:27	5
Fluoride	<0.20		0.50	0.20	mg/L			02/07/25 18:27	5
Sulfate	**140**		5.0	2.0	mg/L			02/07/25 18:27	5

Method: SW846 6020B - Metals (ICP/MS) - Total Recoverable

Analyte	Result	Qualifier	RL	MDL	Unit	D	Prepared	Analyzed	Dil Fac
Antimony	<0.00034		0.0020	0.00034	mg/L		02/06/25 06:25	02/14/25 12:35	1
Arsenic	**0.0014**		0.0010	0.00086	mg/L		02/06/25 06:25	02/14/25 12:35	1
Barium	**0.12**		0.010	0.00089	mg/L		02/06/25 06:25	02/14/25 12:35	1
Beryllium	<0.00020		0.0025	0.00020	mg/L		02/06/25 06:25	02/14/25 12:35	1
Boron	**1.6**		0.080	0.022	mg/L		02/06/25 06:25	02/14/25 12:35	1
Cadmium	<0.000078		0.0025	0.000078	mg/L		02/06/25 06:25	02/14/25 12:35	1
Calcium	**120**		0.50	0.14	mg/L		02/06/25 06:25	02/14/25 12:35	1
Chromium	**0.0015**	**J**	0.0020	0.0012	mg/L		02/06/25 06:25	02/14/25 12:35	1
Cobalt	<0.00022		0.0025	0.00022	mg/L		02/06/25 06:25	02/14/25 12:35	1
Lead	<0.00021		0.0010	0.00021	mg/L		02/06/25 06:25	02/14/25 12:35	1
Lithium	**0.016**		0.0050	0.0020	mg/L		02/06/25 06:25	02/14/25 12:35	1
Molybdenum	**0.0011**	**J**	0.015	0.00086	mg/L		02/06/25 06:25	02/14/25 12:35	1
Selenium	<0.00099		0.0050	0.00099	mg/L		02/06/25 06:25	02/14/25 12:35	1
Thallium	<0.00026		0.0010	0.00026	mg/L		02/06/25 06:25	02/14/25 12:35	1

Method: SW846 7470A - Mercury (CVAA)

Analyte	Result	Qualifier	RL	MDL	Unit	D	Prepared	Analyzed	Dil Fac
Mercury	<0.000080		0.00020	0.000080	mg/L		02/10/25 13:44	02/11/25 12:20	1

General Chemistry

Analyte	Result	Qualifier	RL	MDL	Unit	D	Prepared	Analyzed	Dil Fac
Total Dissolved Solids (SM 2540C-2011)	**400**		40	40	mg/L			02/06/25 06:37	1

Client Sample ID: MCI-MGWC-8

Lab Sample ID: 680-261520-8

Date Collected: 02/04/25 14:24

Matrix: Water

Date Received: 02/05/25 09:41

Method: MCAWW 300.0-1993 R2.1 - Anions, Ion Chromatography

Analyte	Result	Qualifier	RL	MDL	Unit	D	Prepared	Analyzed	Dil Fac
Chloride	**11**		10	2.0	mg/L			02/07/25 19:26	10
Fluoride	<0.40		1.0	0.40	mg/L			02/07/25 19:26	10
Sulfate	**380**		10	4.0	mg/L			02/07/25 19:26	10

Method: SW846 6020B - Metals (ICP/MS) - Total Recoverable

Analyte	Result	Qualifier	RL	MDL	Unit	D	Prepared	Analyzed	Dil Fac
Antimony	<0.00034		0.0020	0.00034	mg/L		02/06/25 06:25	02/14/25 12:21	1
Arsenic	**0.0014**		0.0010	0.00086	mg/L		02/06/25 06:25	02/14/25 12:21	1
Barium	**0.065**		0.010	0.00089	mg/L		02/06/25 06:25	02/14/25 12:21	1
Beryllium	<0.00020		0.0025	0.00020	mg/L		02/06/25 06:25	02/14/25 12:21	1
Boron	**5.9**		0.080	0.022	mg/L		02/06/25 06:25	02/14/25 12:21	1
Cadmium	**0.0076**		0.0025	0.000078	mg/L		02/06/25 06:25	02/14/25 12:21	1
Calcium	**130**		0.50	0.14	mg/L		02/06/25 06:25	02/14/25 12:21	1
Chromium	<0.0012		0.0020	0.0012	mg/L		02/06/25 06:25	02/14/25 12:21	1
Cobalt	**0.00042**	**J**	0.0025	0.00022	mg/L		02/06/25 06:25	02/14/25 12:21	1

Client Sample ID: MCI-MGWC-8

Lab Sample ID: 680-261520-8

Date Collected: 02/04/25 14:24

Matrix: Water

Date Received: 02/05/25 09:41

Method: SW846 6020B - Metals (ICP/MS) - Total Recoverable (Continued)

Analyte	Result	Qualifier	RL	MDL	Unit	D	Prepared	Analyzed	Dil Fac
Lead	<0.00021		0.0010	0.00021	mg/L		02/06/25 06:25	02/14/25 12:21	1
Lithium	**0.012**		0.0050	0.0020	mg/L		02/06/25 06:25	02/14/25 12:21	1
Molybdenum	<0.00086		0.015	0.00086	mg/L		02/06/25 06:25	02/14/25 12:21	1
Selenium	<0.00099		0.0050	0.00099	mg/L		02/06/25 06:25	02/14/25 12:21	1
Thallium	<0.00026		0.0010	0.00026	mg/L		02/06/25 06:25	02/14/25 12:21	1

Method: SW846 7470A - Mercury (CVAA)

Analyte	Result	Qualifier	RL	MDL	Unit	D	Prepared	Analyzed	Dil Fac
Mercury	**0.00084**		0.00020	0.000080	mg/L		02/11/25 12:48	02/11/25 17:46	1

General Chemistry

Analyte	Result	Qualifier	RL	MDL	Unit	D	Prepared	Analyzed	Dil Fac
Total Dissolved Solids (SM 2540C-2011)	**590**		40	40	mg/L			02/06/25 06:37	1

Client Sample ID: MCI-MGWC-12

Lab Sample ID: 680-261520-9

Date Collected: 02/04/25 14:30

Matrix: Water

Date Received: 02/05/25 09:41

Method: MCAWW 300.0-1993 R2.1 - Anions, Ion Chromatography

Analyte	Result	Qualifier	RL	MDL	Unit	D	Prepared	Analyzed	Dil Fac
Chloride	**5.7**	**F1**	1.0	0.20	mg/L			02/07/25 18:57	1
Fluoride	**0.043**	**J F1**	0.10	0.040	mg/L			02/07/25 18:57	1
Sulfate	**11**	**F1**	1.0	0.40	mg/L			02/07/25 18:57	1

Method: SW846 6020B - Metals (ICP/MS) - Total Recoverable

Analyte	Result	Qualifier	RL	MDL	Unit	D	Prepared	Analyzed	Dil Fac
Antimony	<0.00034		0.0020	0.00034	mg/L		02/06/25 06:25	02/14/25 12:17	1
Arsenic	**0.0011**		0.0010	0.00086	mg/L		02/06/25 06:25	02/14/25 12:17	1
Barium	**0.061**		0.010	0.00089	mg/L		02/06/25 06:25	02/14/25 12:17	1
Beryllium	<0.00020		0.0025	0.00020	mg/L		02/06/25 06:25	02/14/25 12:17	1
Boron	**0.030**	**J**	0.080	0.022	mg/L		02/06/25 06:25	02/14/25 12:17	1
Cadmium	<0.000078		0.0025	0.000078	mg/L		02/06/25 06:25	02/14/25 12:17	1
Calcium	**36**		0.50	0.14	mg/L		02/06/25 06:25	02/14/25 12:17	1
Chromium	<0.0012		0.0020	0.0012	mg/L		02/06/25 06:25	02/14/25 12:17	1
Cobalt	<0.00022		0.0025	0.00022	mg/L		02/06/25 06:25	02/14/25 12:17	1
Lead	<0.00021		0.0010	0.00021	mg/L		02/06/25 06:25	02/14/25 12:17	1
Lithium	**0.031**		0.0050	0.0020	mg/L		02/06/25 06:25	02/14/25 12:17	1
Molybdenum	<0.00086		0.015	0.00086	mg/L		02/06/25 06:25	02/14/25 12:17	1
Selenium	<0.00099		0.0050	0.00099	mg/L		02/06/25 06:25	02/14/25 12:17	1
Thallium	<0.00026		0.0010	0.00026	mg/L		02/06/25 06:25	02/14/25 12:17	1

Method: SW846 7470A - Mercury (CVAA)

Analyte	Result	Qualifier	RL	MDL	Unit	D	Prepared	Analyzed	Dil Fac
Mercury	<0.000080		0.00020	0.000080	mg/L		02/11/25 12:48	02/11/25 17:25	1

General Chemistry

Analyte	Result	Qualifier	RL	MDL	Unit	D	Prepared	Analyzed	Dil Fac
Total Dissolved Solids (SM 2540C-2011)	**200**		10	10	mg/L			02/06/25 06:37	1

Client: Southern Company
Project/Site: Plant McIntosh Ash Pond 1

Job ID: 680-261520-1

Client Sample ID: MCI-AP1-FD-01

Lab Sample ID: 680-261520-10

Date Collected: 02/04/25 00:00

Matrix: Water

Date Received: 02/05/25 09:41

Method: MCAWW 300.0-1993 R2.1 - Anions, Ion Chromatography

Analyte	Result	Qualifier	RL	MDL	Unit	D	Prepared	Analyzed	Dil Fac
Chloride	**11**		5.0	1.0	mg/L			02/07/25 19:36	5
Fluoride	<0.20		0.50	0.20	mg/L			02/07/25 19:36	5
Sulfate	**74**		5.0	2.0	mg/L			02/07/25 19:36	5

Method: SW846 6020B - Metals (ICP/MS) - Total Recoverable

Analyte	Result	Qualifier	RL	MDL	Unit	D	Prepared	Analyzed	Dil Fac
Antimony	<0.00034		0.0020	0.00034	mg/L		02/06/25 06:25	02/14/25 12:23	1
Arsenic	**0.0019**		0.0010	0.00086	mg/L		02/06/25 06:25	02/14/25 12:23	1
Barium	**0.15**		0.010	0.00089	mg/L		02/06/25 06:25	02/14/25 12:23	1
Beryllium	<0.00020		0.0025	0.00020	mg/L		02/06/25 06:25	02/14/25 12:23	1
Boron	**0.49**		0.080	0.022	mg/L		02/06/25 06:25	02/14/25 12:23	1
Cadmium	<0.000078		0.0025	0.000078	mg/L		02/06/25 06:25	02/14/25 12:23	1
Calcium	**99**		0.50	0.14	mg/L		02/06/25 06:25	02/14/25 12:23	1
Chromium	<0.0012		0.0020	0.0012	mg/L		02/06/25 06:25	02/14/25 12:23	1
Cobalt	**0.00042**	**J**	0.0025	0.00022	mg/L		02/06/25 06:25	02/14/25 12:23	1
Lead	<0.00021		0.0010	0.00021	mg/L		02/06/25 06:25	02/14/25 12:23	1
Lithium	**0.015**		0.0050	0.0020	mg/L		02/06/25 06:25	02/14/25 12:23	1
Molybdenum	<0.00086		0.015	0.00086	mg/L		02/06/25 06:25	02/14/25 12:23	1
Selenium	<0.00099		0.0050	0.00099	mg/L		02/06/25 06:25	02/14/25 12:23	1
Thallium	<0.00026		0.0010	0.00026	mg/L		02/06/25 06:25	02/14/25 12:23	1

Method: SW846 7470A - Mercury (CVAA)

Analyte	Result	Qualifier	RL	MDL	Unit	D	Prepared	Analyzed	Dil Fac
Mercury	<0.000080		0.00020	0.000080	mg/L		02/11/25 12:48	02/11/25 17:41	1

General Chemistry

Analyte	Result	Qualifier	RL	MDL	Unit	D	Prepared	Analyzed	Dil Fac
Total Dissolved Solids (SM 2540C-2011)	**330**		40	40	mg/L			02/06/25 06:37	1

Client Sample ID: MCI-AP1-EB-03

Lab Sample ID: 680-261520-11

Date Collected: 02/04/25 12:55

Matrix: Water

Date Received: 02/05/25 09:41

Method: MCAWW 300.0-1993 R2.1 - Anions, Ion Chromatography

Analyte	Result	Qualifier	RL	MDL	Unit	D	Prepared	Analyzed	Dil Fac
Chloride	<0.20		1.0	0.20	mg/L			02/07/25 19:46	1
Fluoride	<0.040		0.10	0.040	mg/L			02/07/25 19:46	1
Sulfate	<0.40		1.0	0.40	mg/L			02/07/25 19:46	1

Method: SW846 6020B - Metals (ICP/MS) - Total Recoverable

Analyte	Result	Qualifier	RL	MDL	Unit	D	Prepared	Analyzed	Dil Fac
Antimony	<0.00034		0.0020	0.00034	mg/L		02/06/25 06:25	02/06/25 18:14	1
Arsenic	**0.0011**		0.0010	0.00086	mg/L		02/06/25 06:25	02/06/25 18:14	1
Barium	<0.00089		0.010	0.00089	mg/L		02/06/25 06:25	02/06/25 18:14	1
Beryllium	<0.00020		0.0025	0.00020	mg/L		02/06/25 06:25	02/07/25 15:40	1
Boron	<0.022		0.080	0.022	mg/L		02/06/25 06:25	02/07/25 15:40	1
Cadmium	<0.000078		0.0025	0.000078	mg/L		02/06/25 06:25	02/06/25 18:14	1
Calcium	<0.14		0.50	0.14	mg/L		02/06/25 06:25	02/06/25 18:14	1
Chromium	**0.0021**		0.0020	0.0012	mg/L		02/06/25 06:25	02/06/25 18:14	1
Cobalt	<0.00022		0.0025	0.00022	mg/L		02/06/25 06:25	02/06/25 18:14	1

Client Sample ID: MCI-AP1-EB-03

Lab Sample ID: 680-261520-11

Date Collected: 02/04/25 12:55

Matrix: Water

Date Received: 02/05/25 09:41

Method: SW846 6020B - Metals (ICP/MS) - Total Recoverable (Continued)

Analyte	Result	Qualifier	RL	MDL	Unit	D	Prepared	Analyzed	Dil Fac
Lead	<0.00021		0.0010	0.00021	mg/L		02/06/25 06:25	02/06/25 18:14	1
Lithium	<0.0020		0.0050	0.0020	mg/L		02/06/25 06:25	02/07/25 15:40	1
Molybdenum	<0.00086		0.015	0.00086	mg/L		02/06/25 06:25	02/06/25 18:14	1
Selenium	<0.00099		0.0050	0.00099	mg/L		02/06/25 06:25	02/06/25 18:14	1
Thallium	<0.00026		0.0010	0.00026	mg/L		02/06/25 06:25	02/06/25 18:14	1

Method: SW846 7470A - Mercury (CVAA)

Analyte	Result	Qualifier	RL	MDL	Unit	D	Prepared	Analyzed	Dil Fac
Mercury	<0.000080		0.00020	0.000080	mg/L		02/12/25 12:58	02/12/25 18:58	1

General Chemistry

Analyte	Result	Qualifier	RL	MDL	Unit	D	Prepared	Analyzed	Dil Fac
Total Dissolved Solids (SM 2540C-2011)	<10		10	10	mg/L			02/06/25 06:37	1

Client Sample ID: MCI-AP1-FB-01

Lab Sample ID: 680-261520-12

Date Collected: 02/04/25 14:10

Matrix: Water

Date Received: 02/05/25 09:41

Method: MCAWW 300.0-1993 R2.1 - Anions, Ion Chromatography

Analyte	Result	Qualifier	RL	MDL	Unit	D	Prepared	Analyzed	Dil Fac
Chloride	<0.20		1.0	0.20	mg/L			02/07/25 19:55	1
Fluoride	<0.040		0.10	0.040	mg/L			02/07/25 19:55	1
Sulfate	<0.40		1.0	0.40	mg/L			02/07/25 19:55	1

Method: SW846 6020B - Metals (ICP/MS) - Total Recoverable

Analyte	Result	Qualifier	RL	MDL	Unit	D	Prepared	Analyzed	Dil Fac
Antimony	<0.00034		0.0020	0.00034	mg/L		02/06/25 06:25	02/14/25 12:41	1
Arsenic	<0.00086		0.0010	0.00086	mg/L		02/06/25 06:25	02/14/25 12:41	1
Barium	<0.00089		0.010	0.00089	mg/L		02/06/25 06:25	02/14/25 12:41	1
Beryllium	<0.00020		0.0025	0.00020	mg/L		02/06/25 06:25	02/14/25 12:41	1
Boron	**0.023**	**J**	0.080	0.022	mg/L		02/06/25 06:25	02/14/25 12:41	1
Cadmium	<0.000078		0.0025	0.000078	mg/L		02/06/25 06:25	02/14/25 12:41	1
Calcium	<0.14		0.50	0.14	mg/L		02/06/25 06:25	02/14/25 12:41	1
Chromium	<0.0012		0.0020	0.0012	mg/L		02/06/25 06:25	02/14/25 12:41	1
Cobalt	<0.00022		0.0025	0.00022	mg/L		02/06/25 06:25	02/14/25 12:41	1
Lead	<0.00021		0.0010	0.00021	mg/L		02/06/25 06:25	02/14/25 12:41	1
Lithium	**0.0038**	**J**	0.0050	0.0020	mg/L		02/06/25 06:25	02/14/25 12:41	1
Molybdenum	<0.00086		0.015	0.00086	mg/L		02/06/25 06:25	02/14/25 12:41	1
Selenium	<0.00099		0.0050	0.00099	mg/L		02/06/25 06:25	02/14/25 12:41	1
Thallium	<0.00026		0.0010	0.00026	mg/L		02/06/25 06:25	02/14/25 12:41	1

Method: SW846 7470A - Mercury (CVAA)

Analyte	Result	Qualifier	RL	MDL	Unit	D	Prepared	Analyzed	Dil Fac
Mercury	<0.000080		0.00020	0.000080	mg/L		02/11/25 12:48	02/11/25 17:50	1

General Chemistry

Analyte	Result	Qualifier	RL	MDL	Unit	D	Prepared	Analyzed	Dil Fac
Total Dissolved Solids (SM 2540C-2011)	<10		10	10	mg/L			02/06/25 06:37	1

Client: Southern Company
Project/Site: Plant McIntosh Ash Pond 1

Job ID: 680-261520-1

Client Sample ID: MCI-MGWC-7

Lab Sample ID: 680-261520-13

Date Collected: 02/04/25 15:32
Matrix: Water
Date Received: 02/05/25 09:41

Method: MCAWW 300.0-1993 R2.1 - Anions, Ion Chromatography

Analyte	Result	Qualifier	RL	MDL	Unit	D	Prepared	Analyzed	Dil Fac
Chloride	**10**		10	2.0	mg/L			02/07/25 20:05	10
Fluoride	<0.40		1.0	0.40	mg/L			02/07/25 20:05	10
Sulfate	**230**		10	4.0	mg/L			02/07/25 20:05	10

Method: SW846 6020B - Metals (ICP/MS) - Total Recoverable

Analyte	Result	Qualifier	RL	MDL	Unit	D	Prepared	Analyzed	Dil Fac
Antimony	<0.00034		0.0020	0.00034	mg/L		02/06/25 06:25	02/14/25 12:25	1
Arsenic	**0.0010**		0.0010	0.00086	mg/L		02/06/25 06:25	02/14/25 12:25	1
Barium	**0.019**		0.010	0.00089	mg/L		02/06/25 06:25	02/14/25 12:25	1
Beryllium	<0.00020		0.0025	0.00020	mg/L		02/06/25 06:25	02/14/25 12:25	1
Boron	**2.4**		0.080	0.022	mg/L		02/06/25 06:25	02/14/25 12:25	1
Cadmium	<0.000078		0.0025	0.000078	mg/L		02/06/25 06:25	02/14/25 12:25	1
Calcium	**61**		0.50	0.14	mg/L		02/06/25 06:25	02/14/25 12:25	1
Chromium	<0.0012		0.0020	0.0012	mg/L		02/06/25 06:25	02/14/25 12:25	1
Cobalt	**0.0029**		0.0025	0.00022	mg/L		02/06/25 06:25	02/14/25 12:25	1
Lead	<0.00021		0.0010	0.00021	mg/L		02/06/25 06:25	02/14/25 12:25	1
Lithium	**0.16**		0.0050	0.0020	mg/L		02/06/25 06:25	02/14/25 12:25	1
Molybdenum	<0.00086		0.015	0.00086	mg/L		02/06/25 06:25	02/14/25 12:25	1
Selenium	<0.00099		0.0050	0.00099	mg/L		02/06/25 06:25	02/14/25 12:25	1
Thallium	<0.00026		0.0010	0.00026	mg/L		02/06/25 06:25	02/14/25 12:25	1

Method: SW846 7470A - Mercury (CVAA)

Analyte	Result	Qualifier	RL	MDL	Unit	D	Prepared	Analyzed	Dil Fac
Mercury	<0.000080		0.00020	0.000080	mg/L		02/11/25 12:48	02/11/25 17:55	1

General Chemistry

Analyte	Result	Qualifier	RL	MDL	Unit	D	Prepared	Analyzed	Dil Fac
Total Dissolved Solids (SM 2540C-2011)	**330**		40	40	mg/L			02/06/25 06:37	1

Client Sample ID: MCI-MGWC-20

Lab Sample ID: 680-261520-14

Date Collected: 02/04/25 16:15
Matrix: Water
Date Received: 02/05/25 09:41

Method: MCAWW 300.0-1993 R2.1 - Anions, Ion Chromatography

Analyte	Result	Qualifier	RL	MDL	Unit	D	Prepared	Analyzed	Dil Fac
Chloride	**14**		5.0	1.0	mg/L			02/07/25 20:15	5
Fluoride	<0.20		0.50	0.20	mg/L			02/07/25 20:15	5
Sulfate	**160**		5.0	2.0	mg/L			02/07/25 20:15	5

Method: SW846 6020B - Metals (ICP/MS) - Total Recoverable

Analyte	Result	Qualifier	RL	MDL	Unit	D	Prepared	Analyzed	Dil Fac
Antimony	<0.00034		0.0020	0.00034	mg/L		02/06/25 06:25	02/14/25 12:27	1
Arsenic	**0.0022**		0.0010	0.00086	mg/L		02/06/25 06:25	02/14/25 12:27	1
Barium	**0.043**		0.010	0.00089	mg/L		02/06/25 06:25	02/14/25 12:27	1
Beryllium	<0.00020		0.0025	0.00020	mg/L		02/06/25 06:25	02/14/25 12:27	1
Boron	**1.6**		0.080	0.022	mg/L		02/06/25 06:25	02/14/25 12:27	1
Cadmium	**0.0049**		0.0025	0.000078	mg/L		02/06/25 06:25	02/14/25 12:27	1
Calcium	**49**		0.50	0.14	mg/L		02/06/25 06:25	02/14/25 12:27	1
Chromium	<0.0012		0.0020	0.0012	mg/L		02/06/25 06:25	02/14/25 12:27	1
Cobalt	**0.00056**	**J**	0.0025	0.00022	mg/L		02/06/25 06:25	02/14/25 12:27	1

Client Sample ID: MCI-MGWC-20

Lab Sample ID: 680-261520-14

Date Collected: 02/04/25 16:15

Matrix: Water

Date Received: 02/05/25 09:41

Method: SW846 6020B - Metals (ICP/MS) - Total Recoverable (Continued)

Analyte	Result	Qualifier	RL	MDL	Unit	D	Prepared	Analyzed	Dil Fac
Lead	<0.00021		0.0010	0.00021	mg/L		02/06/25 06:25	02/14/25 12:27	1
Lithium	**0.010**		0.0050	0.0020	mg/L		02/06/25 06:25	02/14/25 12:27	1
Molybdenum	<0.00086		0.015	0.00086	mg/L		02/06/25 06:25	02/14/25 12:27	1
Selenium	<0.00099		0.0050	0.00099	mg/L		02/06/25 06:25	02/14/25 12:27	1
Thallium	<0.00026		0.0010	0.00026	mg/L		02/06/25 06:25	02/14/25 12:27	1

Method: SW846 7470A - Mercury (CVAA)

Analyte	Result	Qualifier	RL	MDL	Unit	D	Prepared	Analyzed	Dil Fac
Mercury	<0.000080		0.00020	0.000080	mg/L		02/11/25 12:48	02/11/25 17:20	1

General Chemistry

Analyte	Result	Qualifier	RL	MDL	Unit	D	Prepared	Analyzed	Dil Fac
Total Dissolved Solids (SM 2540C-2011)	**310**		40	40	mg/L			02/10/25 08:57	1

Client Sample ID: MCI-AP1-EB-04

Lab Sample ID: 680-261520-15

Date Collected: 02/04/25 15:50

Matrix: Water

Date Received: 02/05/25 09:41

Method: MCAWW 300.0-1993 R2.1 - Anions, Ion Chromatography

Analyte	Result	Qualifier	RL	MDL	Unit	D	Prepared	Analyzed	Dil Fac
Chloride	<0.20		1.0	0.20	mg/L			02/07/25 20:25	1
Fluoride	<0.040		0.10	0.040	mg/L			02/07/25 20:25	1
Sulfate	<0.40		1.0	0.40	mg/L			02/07/25 20:25	1

Method: SW846 6020B - Metals (ICP/MS) - Total Recoverable

Analyte	Result	Qualifier	RL	MDL	Unit	D	Prepared	Analyzed	Dil Fac
Antimony	<0.00034		0.0020	0.00034	mg/L		02/06/25 06:25	02/06/25 17:40	1
Arsenic	<0.00086		0.0010	0.00086	mg/L		02/06/25 06:25	02/06/25 17:40	1
Barium	<0.00089		0.010	0.00089	mg/L		02/06/25 06:25	02/06/25 17:40	1
Beryllium	<0.00020		0.0025	0.00020	mg/L		02/06/25 06:25	02/07/25 15:16	1
Boron	<0.022		0.080	0.022	mg/L		02/06/25 06:25	02/06/25 17:40	1
Cadmium	<0.000078		0.0025	0.000078	mg/L		02/06/25 06:25	02/06/25 17:40	1
Calcium	<0.14		0.50	0.14	mg/L		02/06/25 06:25	02/06/25 17:40	1
Chromium	<0.0012		0.0020	0.0012	mg/L		02/06/25 06:25	02/06/25 17:40	1
Cobalt	<0.00022		0.0025	0.00022	mg/L		02/06/25 06:25	02/06/25 17:40	1
Lead	**0.00047**	**J**	0.0010	0.00021	mg/L		02/06/25 06:25	02/06/25 17:40	1
Lithium	<0.0020		0.0050	0.0020	mg/L		02/06/25 06:25	02/07/25 15:16	1
Molybdenum	<0.00086		0.015	0.00086	mg/L		02/06/25 06:25	02/06/25 17:40	1
Selenium	<0.00099		0.0050	0.00099	mg/L		02/06/25 06:25	02/06/25 17:40	1
Thallium	<0.00026		0.0010	0.00026	mg/L		02/06/25 06:25	02/06/25 17:40	1

Method: SW846 7470A - Mercury (CVAA)

Analyte	Result	Qualifier	RL	MDL	Unit	D	Prepared	Analyzed	Dil Fac
Mercury	<0.000080		0.00020	0.000080	mg/L		02/11/25 12:48	02/11/25 17:27	1

General Chemistry

Analyte	Result	Qualifier	RL	MDL	Unit	D	Prepared	Analyzed	Dil Fac
Total Dissolved Solids (SM 2540C-2011)	<10		10	10	mg/L			02/10/25 08:57	1

Client: Southern Company
Project/Site: Plant McIntosh Ash Pond 1

Job ID: 680-261520-1

Client Sample ID: MCI-AP1-FB-02

Lab Sample ID: 680-261520-16

Date Collected: 02/04/25 16:15

Matrix: Water

Date Received: 02/05/25 09:41

Method: MCAWW 300.0-1993 R2.1 - Anions, Ion Chromatography

Analyte	Result	Qualifier	RL	MDL	Unit	D	Prepared	Analyzed	Dil Fac
Chloride	<0.20		1.0	0.20	mg/L			02/07/25 20:34	1
Fluoride	<0.040		0.10	0.040	mg/L			02/07/25 20:34	1
Sulfate	<0.40		1.0	0.40	mg/L			02/07/25 20:34	1

Method: SW846 6020B - Metals (ICP/MS) - Total Recoverable

Analyte	Result	Qualifier	RL	MDL	Unit	D	Prepared	Analyzed	Dil Fac
Antimony	<0.00034		0.0020	0.00034	mg/L		02/06/25 06:25	02/06/25 18:06	1
Arsenic	<0.00086		0.0010	0.00086	mg/L		02/06/25 06:25	02/06/25 18:06	1
Barium	<0.00089		0.010	0.00089	mg/L		02/06/25 06:25	02/06/25 18:06	1
Beryllium	<0.00020		0.0025	0.00020	mg/L		02/06/25 06:25	02/07/25 15:36	1
Boron	<0.022		0.080	0.022	mg/L		02/06/25 06:25	02/07/25 15:36	1
Cadmium	<0.000078		0.0025	0.000078	mg/L		02/06/25 06:25	02/06/25 18:06	1
Calcium	<0.14		0.50	0.14	mg/L		02/06/25 06:25	02/06/25 18:06	1
Chromium	<0.0012		0.0020	0.0012	mg/L		02/06/25 06:25	02/06/25 18:06	1
Cobalt	<0.00022		0.0025	0.00022	mg/L		02/06/25 06:25	02/06/25 18:06	1
Lead	<0.00021		0.0010	0.00021	mg/L		02/06/25 06:25	02/06/25 18:06	1
Lithium	<0.0020		0.0050	0.0020	mg/L		02/06/25 06:25	02/07/25 15:36	1
Molybdenum	<0.00086		0.015	0.00086	mg/L		02/06/25 06:25	02/06/25 18:06	1
Selenium	<0.00099		0.0050	0.00099	mg/L		02/06/25 06:25	02/06/25 18:06	1
Thallium	<0.00026		0.0010	0.00026	mg/L		02/06/25 06:25	02/06/25 18:06	1

Method: SW846 7470A - Mercury (CVAA)

Analyte	Result	Qualifier	RL	MDL	Unit	D	Prepared	Analyzed	Dil Fac
Mercury	<0.000080		0.00020	0.000080	mg/L		02/11/25 12:48	02/11/25 17:43	1

General Chemistry

Analyte	Result	Qualifier	RL	MDL	Unit	D	Prepared	Analyzed	Dil Fac
Total Dissolved Solids (SM 2540C-2011)	<10		10	10	mg/L			02/10/25 08:57	1

Method: 300.0-1993 R2.1 - Anions, Ion Chromatography

Lab Sample ID: MB 680-874884/2
Matrix: Water
Analysis Batch: 874884

Client Sample ID: Method Blank
Prep Type: Total/NA

Analyte	MB Result	MB Qualifier	RL	MDL	Unit	D	Prepared	Analyzed	Dil Fac
Chloride	<0.20		1.0	0.20	mg/L			02/07/25 12:10	1
Fluoride	<0.040		0.10	0.040	mg/L			02/07/25 12:10	1
Sulfate	<0.40		1.0	0.40	mg/L			02/07/25 12:10	1

Lab Sample ID: LCS 680-874884/3
Matrix: Water
Analysis Batch: 874884

Client Sample ID: Lab Control Sample
Prep Type: Total/NA

Analyte	Spike Added	LCS Result	LCS Qualifier	Unit	D	%Rec	%Rec Limits
Chloride	10.0	10.3		mg/L		103	90 - 110
Fluoride	2.00	2.13		mg/L		107	90 - 110
Sulfate	10.0	10.7		mg/L		107	90 - 110

Lab Sample ID: LCSD 680-874884/4
Matrix: Water
Analysis Batch: 874884

Client Sample ID: Lab Control Sample Dup
Prep Type: Total/NA

Analyte	Spike Added	LCSD Result	LCSD Qualifier	Unit	D	%Rec	%Rec Limits	RPD	RPD Limit
Chloride	10.0	10.3		mg/L		103	90 - 110	0	15
Fluoride	2.00	2.14		mg/L		107	90 - 110	0	15
Sulfate	10.0	10.7		mg/L		107	90 - 110	0	15

Lab Sample ID: 680-261520-9 MS
Matrix: Water
Analysis Batch: 874884

Client Sample ID: MCI-MGWC-12
Prep Type: Total/NA

Analyte	Sample Result	Sample Qualifier	Spike Added	MS Result	MS Qualifier	Unit	D	%Rec	%Rec Limits
Chloride	5.7	F1	10.0	16.6		mg/L		109	80 - 120
Fluoride	0.043	J F1	2.00	2.33		mg/L		114	80 - 120
Sulfate	11	F1	10.0	23.7	F1	mg/L		124	80 - 120

Lab Sample ID: 680-261520-9 MSD
Matrix: Water
Analysis Batch: 874884

Client Sample ID: MCI-MGWC-12
Prep Type: Total/NA

Analyte	Sample Result	Sample Qualifier	Spike Added	MSD Result	MSD Qualifier	Unit	D	%Rec	%Rec Limits	RPD	RPD Limit
Chloride	5.7	F1	10.0	18.6	F1	mg/L		129	80 - 120	11	15
Fluoride	0.043	J F1	2.00	2.63	F1	mg/L		129	80 - 120	12	15
Sulfate	11	F1	10.0	25.5	F1	mg/L		143	80 - 120	7	15

Lab Sample ID: MB 680-874972/2
Matrix: Water
Analysis Batch: 874972

Client Sample ID: Method Blank
Prep Type: Total/NA

Analyte	MB Result	MB Qualifier	RL	MDL	Unit	D	Prepared	Analyzed	Dil Fac
Chloride	<0.20		1.0	0.20	mg/L			02/08/25 11:55	1
Fluoride	<0.040		0.10	0.040	mg/L			02/08/25 11:55	1
Sulfate	<0.40		1.0	0.40	mg/L			02/08/25 11:55	1

Method: 300.0-1993 R2.1 - Anions, Ion Chromatography (Continued)

Lab Sample ID: LCS 680-874972/3
Matrix: Water
Analysis Batch: 874972

Client Sample ID: Lab Control Sample
Prep Type: Total/NA

Analyte			Spike Added	LCS Result	LCS Qualifier	Unit	D	%Rec	%Rec Limits		
Chloride			10.0	10.1		mg/L		101	90 - 110		
Fluoride			2.00	2.16		mg/L		108	90 - 110		
Sulfate			10.0	10.6		mg/L		106	90 - 110		

Lab Sample ID: LCSD 680-874972/4
Matrix: Water
Analysis Batch: 874972

Client Sample ID: Lab Control Sample Dup
Prep Type: Total/NA

Analyte			Spike Added	LCSD Result	LCSD Qualifier	Unit	D	%Rec	%Rec Limits	RPD	RPD Limit
Chloride			10.0	10.3		mg/L		103	90 - 110	1	15
Fluoride			2.00	2.17		mg/L		109	90 - 110	1	15
Sulfate			10.0	10.5		mg/L		105	90 - 110	1	15

Lab Sample ID: 680-261520-4 MS
Matrix: Water
Analysis Batch: 874972

Client Sample ID: MCI-MGWA-10
Prep Type: Total/NA

Analyte	Sample Result	Sample Qualifier	Spike Added	MS Result	MS Qualifier	Unit	D	%Rec	%Rec Limits		
Chloride	8.0		10.0	17.6		mg/L		96	80 - 120		
Fluoride	<0.040		2.00	1.85		mg/L		93	80 - 120		
Sulfate	<0.40		10.0	8.64		mg/L		86	80 - 120		

Lab Sample ID: 680-261520-4 MSD
Matrix: Water
Analysis Batch: 874972

Client Sample ID: MCI-MGWA-10
Prep Type: Total/NA

Analyte	Sample Result	Sample Qualifier	Spike Added	MSD Result	MSD Qualifier	Unit	D	%Rec	%Rec Limits	RPD	RPD Limit
Chloride	8.0		10.0	17.7		mg/L		97	80 - 120	1	15
Fluoride	<0.040		2.00	1.95		mg/L		97	80 - 120	5	15
Sulfate	<0.40		10.0	9.11		mg/L		91	80 - 120	5	15

Method: 6020B - Metals (ICP/MS)

Lab Sample ID: MB 680-874637/1-A
Matrix: Water
Analysis Batch: 875841

Client Sample ID: Method Blank
Prep Type: Total Recoverable
Prep Batch: 874637

Analyte	MB Result	MB Qualifier	RL	MDL	Unit	D	Prepared	Analyzed	Dil Fac
Antimony	<0.00034		0.0020	0.00034	mg/L		02/06/25 06:25	02/14/25 11:47	1
Arsenic	<0.00086		0.0010	0.00086	mg/L		02/06/25 06:25	02/14/25 11:47	1
Barium	<0.00089		0.010	0.00089	mg/L		02/06/25 06:25	02/14/25 11:47	1
Beryllium	<0.00020		0.0025	0.00020	mg/L		02/06/25 06:25	02/14/25 11:47	1
Boron	<0.022		0.080	0.022	mg/L		02/06/25 06:25	02/14/25 11:47	1
Cadmium	<0.000078		0.0025	0.000078	mg/L		02/06/25 06:25	02/14/25 11:47	1
Calcium	<0.14		0.50	0.14	mg/L		02/06/25 06:25	02/14/25 11:47	1
Chromium	<0.0012		0.0020	0.0012	mg/L		02/06/25 06:25	02/14/25 11:47	1
Cobalt	<0.00022		0.0025	0.00022	mg/L		02/06/25 06:25	02/14/25 11:47	1
Lead	<0.00021		0.0010	0.00021	mg/L		02/06/25 06:25	02/14/25 11:47	1
Lithium	<0.0020		0.0050	0.0020	mg/L		02/06/25 06:25	02/14/25 11:47	1
Molybdenum	<0.00086		0.015	0.00086	mg/L		02/06/25 06:25	02/14/25 11:47	1

Method: 6020B - Metals (ICP/MS) (Continued)

Lab Sample ID: MB 680-874637/1-A
Matrix: Water
Analysis Batch: 875841

Client Sample ID: Method Blank
Prep Type: Total Recoverable
Prep Batch: 874637

Analyte	MB Result	MB Qualifier	RL	MDL	Unit	D	Prepared	Analyzed	Dil Fac
Selenium	<0.00099		0.0050	0.00099	mg/L		02/06/25 06:25	02/14/25 11:47	1
Thallium	<0.00026		0.0010	0.00026	mg/L		02/06/25 06:25	02/14/25 11:47	1

Lab Sample ID: LCS 680-874637/2-A
Matrix: Water
Analysis Batch: 875841

Client Sample ID: Lab Control Sample
Prep Type: Total Recoverable
Prep Batch: 874637

Analyte	Spike Added	LCS Result	LCS Qualifier	Unit	D	%Rec	%Rec Limits
Antimony	0.0500	0.0502		mg/L		100	80 - 120
Arsenic	0.100	0.0989		mg/L		99	80 - 120
Barium	0.100	0.101		mg/L		101	80 - 120
Beryllium	0.0500	0.0496		mg/L		99	80 - 120
Boron	0.400	0.388		mg/L		97	80 - 120
Cadmium	0.0500	0.0517		mg/L		103	80 - 120
Calcium	5.00	5.22		mg/L		104	80 - 120
Chromium	0.100	0.105		mg/L		105	80 - 120
Cobalt	0.0500	0.0524		mg/L		105	80 - 120
Lead	0.500	0.501		mg/L		100	80 - 120
Lithium	0.500	0.514		mg/L		103	80 - 120
Molybdenum	0.100	0.0993		mg/L		99	80 - 120
Selenium	0.100	0.104		mg/L		104	80 - 120
Thallium	0.0500	0.0500		mg/L		100	80 - 120

Lab Sample ID: MB 680-874638/1-A
Matrix: Water
Analysis Batch: 874819

Client Sample ID: Method Blank
Prep Type: Total Recoverable
Prep Batch: 874638

Analyte	MB Result	MB Qualifier	RL	MDL	Unit	D	Prepared	Analyzed	Dil Fac
Antimony	<0.00034		0.0020	0.00034	mg/L		02/06/25 06:25	02/06/25 17:35	1
Arsenic	<0.00086		0.0010	0.00086	mg/L		02/06/25 06:25	02/06/25 17:35	1
Barium	<0.00089		0.010	0.00089	mg/L		02/06/25 06:25	02/06/25 17:35	1
Boron	<0.022		0.080	0.022	mg/L		02/06/25 06:25	02/06/25 17:35	1
Cadmium	<0.000078		0.0025	0.000078	mg/L		02/06/25 06:25	02/06/25 17:35	1
Calcium	<0.14		0.50	0.14	mg/L		02/06/25 06:25	02/06/25 17:35	1
Chromium	<0.0012		0.0020	0.0012	mg/L		02/06/25 06:25	02/06/25 17:35	1
Cobalt	<0.00022		0.0025	0.00022	mg/L		02/06/25 06:25	02/06/25 17:35	1
Lead	<0.00021		0.0010	0.00021	mg/L		02/06/25 06:25	02/06/25 17:35	1
Molybdenum	<0.00086		0.015	0.00086	mg/L		02/06/25 06:25	02/06/25 17:35	1
Selenium	<0.00099		0.0050	0.00099	mg/L		02/06/25 06:25	02/06/25 17:35	1
Thallium	<0.00026		0.0010	0.00026	mg/L		02/06/25 06:25	02/06/25 17:35	1

Lab Sample ID: MB 680-874638/1-A
Matrix: Water
Analysis Batch: 874971

Client Sample ID: Method Blank
Prep Type: Total Recoverable
Prep Batch: 874638

Analyte	MB Result	MB Qualifier	RL	MDL	Unit	D	Prepared	Analyzed	Dil Fac
Beryllium	<0.00020		0.0025	0.00020	mg/L		02/06/25 06:25	02/07/25 15:08	1
Lithium	<0.0020		0.0050	0.0020	mg/L		02/06/25 06:25	02/07/25 15:08	1

Method: 6020B - Metals (ICP/MS) (Continued)

Lab Sample ID: LCS 680-874638/2-A
Matrix: Water
Analysis Batch: 874819

Client Sample ID: Lab Control Sample
Prep Type: Total Recoverable
Prep Batch: 874638

Analyte	Spike Added	LCS Result	LCS Qualifier	Unit	D	%Rec	%Rec Limits
Antimony	0.0500	0.0522		mg/L		104	80 - 120
Arsenic	0.100	0.101		mg/L		101	80 - 120
Barium	0.100	0.107		mg/L		107	80 - 120
Boron	0.400	0.433		mg/L		108	80 - 120
Cadmium	0.0500	0.0523		mg/L		105	80 - 120
Calcium	5.00	5.38		mg/L		108	80 - 120
Chromium	0.100	0.100		mg/L		100	80 - 120
Cobalt	0.0500	0.0507		mg/L		101	80 - 120
Lead	0.500	0.517		mg/L		103	80 - 120
Molybdenum	0.100	0.111		mg/L		111	80 - 120
Selenium	0.100	0.102		mg/L		102	80 - 120
Thallium	0.0500	0.0505		mg/L		101	80 - 120

Lab Sample ID: LCS 680-874638/2-A
Matrix: Water
Analysis Batch: 874971

Client Sample ID: Lab Control Sample
Prep Type: Total Recoverable
Prep Batch: 874638

Analyte	Spike Added	LCS Result	LCS Qualifier	Unit	D	%Rec	%Rec Limits
Beryllium	0.0500	0.0479		mg/L		96	80 - 120
Lithium	0.500	0.479		mg/L		96	80 - 120

Lab Sample ID: 680-261520-15 MS
Matrix: Water
Analysis Batch: 874819

Client Sample ID: MCI-AP1-EB-04
Prep Type: Total Recoverable
Prep Batch: 874638

Analyte	Sample Result	Sample Qualifier	Spike Added	MS Result	MS Qualifier	Unit	D	%Rec	%Rec Limits
Antimony	<0.00034		0.0500	0.0531		mg/L		106	75 - 125
Arsenic	<0.00086		0.100	0.102		mg/L		102	75 - 125
Barium	<0.00089		0.100	0.102		mg/L		102	75 - 125
Boron	<0.022		0.400	0.445		mg/L		111	75 - 125
Cadmium	<0.000078		0.0500	0.0514		mg/L		103	75 - 125
Calcium	<0.14		5.00	5.30		mg/L		106	75 - 125
Chromium	<0.0012		0.100	0.0958		mg/L		96	75 - 125
Cobalt	<0.00022		0.0500	0.0486		mg/L		97	75 - 125
Lead	0.00047	J	0.500	0.525		mg/L		105	75 - 125
Molybdenum	<0.00086		0.100	0.108		mg/L		108	75 - 125
Selenium	<0.00099		0.100	0.104		mg/L		104	75 - 125
Thallium	<0.00026		0.0500	0.0508		mg/L		102	75 - 125

Lab Sample ID: 680-261520-15 MS
Matrix: Water
Analysis Batch: 874971

Client Sample ID: MCI-AP1-EB-04
Prep Type: Total Recoverable
Prep Batch: 874638

Analyte	Sample Result	Sample Qualifier	Spike Added	MS Result	MS Qualifier	Unit	D	%Rec	%Rec Limits
Beryllium	<0.00020		0.0500	0.0497		mg/L		99	75 - 125
Lithium	<0.0020		0.500	0.484		mg/L		97	75 - 125

Method: 6020B - Metals (ICP/MS) (Continued)

Lab Sample ID: 680-261520-15 MSD
Matrix: Water
Analysis Batch: 874819

Client Sample ID: MCI-AP1-EB-04
Prep Type: Total Recoverable
Prep Batch: 874638

Analyte	Sample Result	Sample Qualifier	Spike Added	MSD Result	MSD Qualifier	Unit	D	%Rec	%Rec Limits	RPD	RPD Limit
Antimony	<0.00034		0.0500	0.0540		mg/L		108	75 - 125	2	20
Arsenic	<0.00086		0.100	0.103		mg/L		103	75 - 125	1	20
Barium	<0.00089		0.100	0.101		mg/L		101	75 - 125	0	20
Boron	<0.022		0.400	0.472		mg/L		118	75 - 125	6	20
Cadmium	<0.000078		0.0500	0.0528		mg/L		106	75 - 125	3	20
Calcium	<0.14		5.00	5.44		mg/L		109	75 - 125	3	20
Chromium	<0.0012		0.100	0.0980		mg/L		98	75 - 125	2	20
Cobalt	<0.00022		0.0500	0.0497		mg/L		99	75 - 125	2	20
Lead	0.00047	J	0.500	0.532		mg/L		106	75 - 125	1	20
Molybdenum	<0.00086		0.100	0.109		mg/L		109	75 - 125	1	20
Selenium	<0.00099		0.100	0.105		mg/L		105	75 - 125	1	20
Thallium	<0.00026		0.0500	0.0512		mg/L		102	75 - 125	1	20

Lab Sample ID: 680-261520-15 MSD
Matrix: Water
Analysis Batch: 874971

Client Sample ID: MCI-AP1-EB-04
Prep Type: Total Recoverable
Prep Batch: 874638

Analyte	Sample Result	Sample Qualifier	Spike Added	MSD Result	MSD Qualifier	Unit	D	%Rec	%Rec Limits	RPD	RPD Limit
Beryllium	<0.00020		0.0500	0.0517		mg/L		103	75 - 125	4	20
Lithium	<0.0020		0.500	0.506		mg/L		101	75 - 125	4	20

Lab Sample ID: 680-261528-C-9-B MS
Matrix: Water
Analysis Batch: 875841

Client Sample ID: Matrix Spike
Prep Type: Dissolved
Prep Batch: 874637

Analyte	Sample Result	Sample Qualifier	Spike Added	MS Result	MS Qualifier	Unit	D	%Rec	%Rec Limits
Antimony	<0.00034		0.0500	0.0523		mg/L		105	75 - 125
Arsenic	<0.00086		0.100	0.101		mg/L		101	75 - 125
Barium	0.0075	J	0.100	0.112		mg/L		104	75 - 125
Beryllium	<0.00020		0.0500	0.0508		mg/L		102	75 - 125
Boron	<0.022		0.400	0.426		mg/L		106	75 - 125
Cadmium	<0.000078		0.0500	0.0536		mg/L		107	75 - 125
Calcium	1.8		5.00	7.13		mg/L		106	75 - 125
Chromium	<0.0012		0.100	0.109		mg/L		109	75 - 125
Cobalt	0.00034	J	0.0500	0.0538		mg/L		107	75 - 125
Lead	<0.00021		0.500	0.519		mg/L		104	75 - 125
Lithium	0.0047	J	0.500	0.527		mg/L		105	75 - 125
Molybdenum	<0.00086		0.100	0.104		mg/L		104	75 - 125
Selenium	0.0010	J	0.100	0.104		mg/L		103	75 - 125
Thallium	<0.00026		0.0500	0.0529		mg/L		106	75 - 125

Lab Sample ID: 680-261528-C-9-C MSD
Matrix: Water
Analysis Batch: 875841

Client Sample ID: Matrix Spike Duplicate
Prep Type: Dissolved
Prep Batch: 874637

Analyte	Sample Result	Sample Qualifier	Spike Added	MSD Result	MSD Qualifier	Unit	D	%Rec	%Rec Limits	RPD	RPD Limit
Antimony	<0.00034		0.0500	0.0525		mg/L		105	75 - 125	0	20
Arsenic	<0.00086		0.100	0.103		mg/L		103	75 - 125	1	20
Barium	0.0075	J	0.100	0.113		mg/L		106	75 - 125	1	20

Method: 6020B - Metals (ICP/MS) (Continued)

Lab Sample ID: 680-261528-C-9-C MSD — **Client Sample ID: Matrix Spike Duplicate**
Matrix: Water — **Prep Type: Dissolved**
Analysis Batch: 875841 — **Prep Batch: 874637**

Analyte	Sample Result	Sample Qualifier	Spike Added	MSD Result	MSD Qualifier	Unit	D	%Rec	%Rec Limits	RPD	RPD Limit
Beryllium	<0.00020		0.0500	0.0504		mg/L		101	75 - 125	1	20
Boron	<0.022		0.400	0.444		mg/L		111	75 - 125	4	20
Cadmium	<0.000078		0.0500	0.0538		mg/L		108	75 - 125	0	20
Calcium	1.8		5.00	7.10		mg/L		105	75 - 125	0	20
Chromium	<0.0012		0.100	0.110		mg/L		110	75 - 125	2	20
Cobalt	0.00034	J	0.0500	0.0552		mg/L		110	75 - 125	2	20
Lead	<0.00021		0.500	0.530		mg/L		106	75 - 125	2	20
Lithium	0.0047	J	0.500	0.537		mg/L		106	75 - 125	2	20
Molybdenum	<0.00086		0.100	0.105		mg/L		105	75 - 125	2	20
Selenium	0.0010	J	0.100	0.106		mg/L		105	75 - 125	2	20
Thallium	<0.00026		0.0500	0.0528		mg/L		106	75 - 125	0	20

Method: 7470A - Mercury (CVAA)

Lab Sample ID: MB 680-875148/1-A — **Client Sample ID: Method Blank**
Matrix: Water — **Prep Type: Total/NA**
Analysis Batch: 875328 — **Prep Batch: 875148**

Analyte	MB Result	MB Qualifier	RL	MDL	Unit	D	Prepared	Analyzed	Dil Fac
Mercury	<0.000080		0.00020	0.000080	mg/L		02/10/25 13:44	02/11/25 11:43	1

Lab Sample ID: LCS 680-875148/2-A — **Client Sample ID: Lab Control Sample**
Matrix: Water — **Prep Type: Total/NA**
Analysis Batch: 875328 — **Prep Batch: 875148**

Analyte	Spike Added	LCS Result	LCS Qualifier	Unit	D	%Rec	%Rec Limits
Mercury	0.00250	0.00270		mg/L		108	80 - 120

Lab Sample ID: 400-270294-C-3-C MS — **Client Sample ID: Matrix Spike**
Matrix: Water — **Prep Type: Total/NA**
Analysis Batch: 875328 — **Prep Batch: 875148**

Analyte	Sample Result	Sample Qualifier	Spike Added	MS Result	MS Qualifier	Unit	D	%Rec	%Rec Limits
Mercury	<0.000080		0.00100	0.00101		mg/L		101	80 - 120

Lab Sample ID: 400-270294-C-3-D MSD — **Client Sample ID: Matrix Spike Duplicate**
Matrix: Water — **Prep Type: Total/NA**
Analysis Batch: 875328 — **Prep Batch: 875148**

Analyte	Sample Result	Sample Qualifier	Spike Added	MSD Result	MSD Qualifier	Unit	D	%Rec	%Rec Limits	RPD	RPD Limit
Mercury	<0.000080		0.00100	0.000998		mg/L		100	80 - 120	1	20

Lab Sample ID: MB 680-875318/1-A — **Client Sample ID: Method Blank**
Matrix: Water — **Prep Type: Total/NA**
Analysis Batch: 875428 — **Prep Batch: 875318**

Analyte	MB Result	MB Qualifier	RL	MDL	Unit	D	Prepared	Analyzed	Dil Fac
Mercury	<0.000080		0.00020	0.000080	mg/L		02/11/25 12:48	02/11/25 17:06	1

Method: 7470A - Mercury (CVAA) (Continued)

Lab Sample ID: LCS 680-875318/2-A
Matrix: Water
Analysis Batch: 875428

Client Sample ID: Lab Control Sample
Prep Type: Total/NA
Prep Batch: 875318

Analyte			Spike Added	LCS Result	LCS Qualifier	Unit	D	%Rec	%Rec Limits		
Mercury			0.00250	0.00276		mg/L		111	80 - 120		

Lab Sample ID: 680-261690-C-6-E MS
Matrix: Water
Analysis Batch: 875428

Client Sample ID: Matrix Spike
Prep Type: Total/NA
Prep Batch: 875318

Analyte	Sample Result	Sample Qualifier	Spike Added	MS Result	MS Qualifier	Unit	D	%Rec	%Rec Limits		
Mercury	<0.000080		0.00100	0.00112		mg/L		112	80 - 120		

Lab Sample ID: 680-261690-C-6-F MSD
Matrix: Water
Analysis Batch: 875428

Client Sample ID: Matrix Spike Duplicate
Prep Type: Total/NA
Prep Batch: 875318

Analyte	Sample Result	Sample Qualifier	Spike Added	MSD Result	MSD Qualifier	Unit	D	%Rec	%Rec Limits	RPD	RPD Limit
Mercury	<0.000080		0.00100	0.00110		mg/L		110	80 - 120	2	20

Lab Sample ID: MB 680-875499/1-A
Matrix: Water
Analysis Batch: 875621

Client Sample ID: Method Blank
Prep Type: Total/NA
Prep Batch: 875499

Analyte	MB Result	MB Qualifier	RL	MDL	Unit	D	Prepared	Analyzed	Dil Fac
Mercury	<0.000080		0.00020	0.000080	mg/L		02/12/25 12:58	02/12/25 18:02	1

Lab Sample ID: LCS 680-875499/2-A
Matrix: Water
Analysis Batch: 875621

Client Sample ID: Lab Control Sample
Prep Type: Total/NA
Prep Batch: 875499

Analyte			Spike Added	LCS Result	LCS Qualifier	Unit	D	%Rec	%Rec Limits		
Mercury			0.00250	0.00252		mg/L		101	80 - 120		

Lab Sample ID: 400-270604-J-1-C MS
Matrix: Water
Analysis Batch: 875621

Client Sample ID: Matrix Spike
Prep Type: Total/NA
Prep Batch: 875499

Analyte	Sample Result	Sample Qualifier	Spike Added	MS Result	MS Qualifier	Unit	D	%Rec	%Rec Limits		
Mercury	<0.000080		0.00100	0.00103		mg/L		103	80 - 120		

Lab Sample ID: 400-270604-J-1-D MSD
Matrix: Water
Analysis Batch: 875621

Client Sample ID: Matrix Spike Duplicate
Prep Type: Total/NA
Prep Batch: 875499

Analyte	Sample Result	Sample Qualifier	Spike Added	MSD Result	MSD Qualifier	Unit	D	%Rec	%Rec Limits	RPD	RPD Limit
Mercury	<0.000080		0.00100	0.00101		mg/L		101	80 - 120	2	20

Method: 2540C-2011 - Total Dissolved Solids (Dried at 180 °C)

Lab Sample ID: MB 680-874640/1
Matrix: Water
Analysis Batch: 874640

Client Sample ID: Method Blank
Prep Type: Total/NA

Analyte	MB Result	MB Qualifier	RL	MDL	Unit	D	Prepared	Analyzed	Dil Fac
Total Dissolved Solids	<10		10	10	mg/L			02/06/25 06:37	1

Lab Sample ID: LCS 680-874640/2
Matrix: Water
Analysis Batch: 874640

Client Sample ID: Lab Control Sample
Prep Type: Total/NA

Analyte	Spike Added	LCS Result	LCS Qualifier	Unit	D	%Rec	%Rec Limits
Total Dissolved Solids	2440	2420		mg/L		99	80 - 120

Lab Sample ID: LCSD 680-874640/3
Matrix: Water
Analysis Batch: 874640

Client Sample ID: Lab Control Sample Dup
Prep Type: Total/NA

Analyte	Spike Added	LCSD Result	LCSD Qualifier	Unit	D	%Rec	%Rec Limits	RPD	RPD Limit
Total Dissolved Solids	2440	2390		mg/L		98	80 - 120	1	25

Lab Sample ID: 680-261520-3 DU
Matrix: Water
Analysis Batch: 874640

Client Sample ID: MCI-MGWA-6A
Prep Type: Total/NA

Analyte	Sample Result	Sample Qualifier	DU Result	DU Qualifier	Unit	D	RPD	RPD Limit
Total Dissolved Solids	250		256		mg/L		0.8	5

Lab Sample ID: MB 680-875047/1
Matrix: Water
Analysis Batch: 875047

Client Sample ID: Method Blank
Prep Type: Total/NA

Analyte	MB Result	MB Qualifier	RL	MDL	Unit	D	Prepared	Analyzed	Dil Fac
Total Dissolved Solids	<10		10	10	mg/L			02/10/25 08:57	1

Lab Sample ID: LCS 680-875047/2
Matrix: Water
Analysis Batch: 875047

Client Sample ID: Lab Control Sample
Prep Type: Total/NA

Analyte	Spike Added	LCS Result	LCS Qualifier	Unit	D	%Rec	%Rec Limits
Total Dissolved Solids	2440	2410		mg/L		99	80 - 120

Lab Sample ID: LCSD 680-875047/3
Matrix: Water
Analysis Batch: 875047

Client Sample ID: Lab Control Sample Dup
Prep Type: Total/NA

Analyte	Spike Added	LCSD Result	LCSD Qualifier	Unit	D	%Rec	%Rec Limits	RPD	RPD Limit
Total Dissolved Solids	2440	2370		mg/L		97	80 - 120	2	25

Lab Sample ID: 680-261520-14 DU
Matrix: Water
Analysis Batch: 875047

Client Sample ID: MCI-MGWC-20
Prep Type: Total/NA

Analyte	Sample Result	Sample Qualifier	DU Result	DU Qualifier	Unit	D	RPD	RPD Limit
Total Dissolved Solids	310		288	F3	mg/L		9	5

HPLC/IC

Analysis Batch: 874884

Lab Sample ID	Client Sample ID	Prep Type	Matrix	Method	Prep Batch
680-261520-1	MCI-MGWA-5	Total/NA	Water	300.0-1993 R2.1	
680-261520-2	MCI-MGWA-6	Total/NA	Water	300.0-1993 R2.1	
680-261520-3	MCI-MGWA-6A	Total/NA	Water	300.0-1993 R2.1	
680-261520-5	MCI-MGWA-11	Total/NA	Water	300.0-1993 R2.1	
680-261520-6	MCI-MGWC-3	Total/NA	Water	300.0-1993 R2.1	
680-261520-7	MCI-MGWC-1	Total/NA	Water	300.0-1993 R2.1	
680-261520-8	MCI-MGWC-8	Total/NA	Water	300.0-1993 R2.1	
680-261520-9	MCI-MGWC-12	Total/NA	Water	300.0-1993 R2.1	
680-261520-10	MCI-AP1-FD-01	Total/NA	Water	300.0-1993 R2.1	
680-261520-11	MCI-AP1-EB-03	Total/NA	Water	300.0-1993 R2.1	
680-261520-12	MCI-AP1-FB-01	Total/NA	Water	300.0-1993 R2.1	
680-261520-13	MCI-MGWC-7	Total/NA	Water	300.0-1993 R2.1	
680-261520-14	MCI-MGWC-20	Total/NA	Water	300.0-1993 R2.1	
680-261520-15	MCI-AP1-EB-04	Total/NA	Water	300.0-1993 R2.1	
680-261520-16	MCI-AP1-FB-02	Total/NA	Water	300.0-1993 R2.1	
MB 680-874884/2	Method Blank	Total/NA	Water	300.0-1993 R2.1	
LCS 680-874884/3	Lab Control Sample	Total/NA	Water	300.0-1993 R2.1	
LCSD 680-874884/4	Lab Control Sample Dup	Total/NA	Water	300.0-1993 R2.1	
680-261520-9 MS	MCI-MGWC-12	Total/NA	Water	300.0-1993 R2.1	
680-261520-9 MSD	MCI-MGWC-12	Total/NA	Water	300.0-1993 R2.1	

Analysis Batch: 874972

Lab Sample ID	Client Sample ID	Prep Type	Matrix	Method	Prep Batch
680-261520-4	MCI-MGWA-10	Total/NA	Water	300.0-1993 R2.1	
MB 680-874972/2	Method Blank	Total/NA	Water	300.0-1993 R2.1	
LCS 680-874972/3	Lab Control Sample	Total/NA	Water	300.0-1993 R2.1	
LCSD 680-874972/4	Lab Control Sample Dup	Total/NA	Water	300.0-1993 R2.1	
680-261520-4 MS	MCI-MGWA-10	Total/NA	Water	300.0-1993 R2.1	
680-261520-4 MSD	MCI-MGWA-10	Total/NA	Water	300.0-1993 R2.1	

Metals

Prep Batch: 874637

Lab Sample ID	Client Sample ID	Prep Type	Matrix	Method	Prep Batch
680-261520-1	MCI-MGWA-5	Total Recoverable	Water	3005A	
680-261520-2	MCI-MGWA-6	Total Recoverable	Water	3005A	
680-261520-3	MCI-MGWA-6A	Total Recoverable	Water	3005A	
680-261520-4	MCI-MGWA-10	Total Recoverable	Water	3005A	
680-261520-5	MCI-MGWA-11	Total Recoverable	Water	3005A	
680-261520-6	MCI-MGWC-3	Total Recoverable	Water	3005A	
680-261520-7	MCI-MGWC-1	Total Recoverable	Water	3005A	
680-261520-8	MCI-MGWC-8	Total Recoverable	Water	3005A	
680-261520-9	MCI-MGWC-12	Total Recoverable	Water	3005A	
680-261520-10	MCI-AP1-FD-01	Total Recoverable	Water	3005A	
680-261520-12	MCI-AP1-FB-01	Total Recoverable	Water	3005A	
680-261520-13	MCI-MGWC-7	Total Recoverable	Water	3005A	
680-261520-14	MCI-MGWC-20	Total Recoverable	Water	3005A	
MB 680-874637/1-A	Method Blank	Total Recoverable	Water	3005A	
LCS 680-874637/2-A	Lab Control Sample	Total Recoverable	Water	3005A	
680-261528-C-9-B MS	Matrix Spike	Dissolved	Water	3005A	
680-261528-C-9-C MSD	Matrix Spike Duplicate	Dissolved	Water	3005A	

Metals

Prep Batch: 874638

Lab Sample ID	Client Sample ID	Prep Type	Matrix	Method	Prep Batch
680-261520-11	MCI-AP1-EB-03	Total Recoverable	Water	3005A	
680-261520-15	MCI-AP1-EB-04	Total Recoverable	Water	3005A	
680-261520-16	MCI-AP1-FB-02	Total Recoverable	Water	3005A	
MB 680-874638/1-A	Method Blank	Total Recoverable	Water	3005A	
LCS 680-874638/2-A	Lab Control Sample	Total Recoverable	Water	3005A	
680-261520-15 MS	MCI-AP1-EB-04	Total Recoverable	Water	3005A	
680-261520-15 MSD	MCI-AP1-EB-04	Total Recoverable	Water	3005A	

Analysis Batch: 874819

Lab Sample ID	Client Sample ID	Prep Type	Matrix	Method	Prep Batch
680-261520-11	MCI-AP1-EB-03	Total Recoverable	Water	6020B	874638
680-261520-15	MCI-AP1-EB-04	Total Recoverable	Water	6020B	874638
680-261520-16	MCI-AP1-FB-02	Total Recoverable	Water	6020B	874638
MB 680-874638/1-A	Method Blank	Total Recoverable	Water	6020B	874638
LCS 680-874638/2-A	Lab Control Sample	Total Recoverable	Water	6020B	874638
680-261520-15 MS	MCI-AP1-EB-04	Total Recoverable	Water	6020B	874638
680-261520-15 MSD	MCI-AP1-EB-04	Total Recoverable	Water	6020B	874638

Analysis Batch: 874971

Lab Sample ID	Client Sample ID	Prep Type	Matrix	Method	Prep Batch
680-261520-11	MCI-AP1-EB-03	Total Recoverable	Water	6020B	874638
680-261520-15	MCI-AP1-EB-04	Total Recoverable	Water	6020B	874638
680-261520-16	MCI-AP1-FB-02	Total Recoverable	Water	6020B	874638
MB 680-874638/1-A	Method Blank	Total Recoverable	Water	6020B	874638
LCS 680-874638/2-A	Lab Control Sample	Total Recoverable	Water	6020B	874638
680-261520-15 MS	MCI-AP1-EB-04	Total Recoverable	Water	6020B	874638
680-261520-15 MSD	MCI-AP1-EB-04	Total Recoverable	Water	6020B	874638

Prep Batch: 875148

Lab Sample ID	Client Sample ID	Prep Type	Matrix	Method	Prep Batch
680-261520-1	MCI-MGWA-5	Total/NA	Water	7470A	
680-261520-2	MCI-MGWA-6	Total/NA	Water	7470A	
680-261520-7	MCI-MGWC-1	Total/NA	Water	7470A	
MB 680-875148/1-A	Method Blank	Total/NA	Water	7470A	
LCS 680-875148/2-A	Lab Control Sample	Total/NA	Water	7470A	
400-270294-C-3-C MS	Matrix Spike	Total/NA	Water	7470A	
400-270294-C-3-D MSD	Matrix Spike Duplicate	Total/NA	Water	7470A	

Prep Batch: 875318

Lab Sample ID	Client Sample ID	Prep Type	Matrix	Method	Prep Batch
680-261520-3	MCI-MGWA-6A	Total/NA	Water	7470A	
680-261520-4	MCI-MGWA-10	Total/NA	Water	7470A	
680-261520-5	MCI-MGWA-11	Total/NA	Water	7470A	
680-261520-6	MCI-MGWC-3	Total/NA	Water	7470A	
680-261520-8	MCI-MGWC-8	Total/NA	Water	7470A	
680-261520-9	MCI-MGWC-12	Total/NA	Water	7470A	
680-261520-10	MCI-AP1-FD-01	Total/NA	Water	7470A	
680-261520-12	MCI-AP1-FB-01	Total/NA	Water	7470A	
680-261520-13	MCI-MGWC-7	Total/NA	Water	7470A	
680-261520-14	MCI-MGWC-20	Total/NA	Water	7470A	
680-261520-15	MCI-AP1-EB-04	Total/NA	Water	7470A	

Metals (Continued)

Prep Batch: 875318 (Continued)

Lab Sample ID	Client Sample ID	Prep Type	Matrix	Method	Prep Batch
680-261520-16	MCI-AP1-FB-02	Total/NA	Water	7470A	
MB 680-875318/1-A	Method Blank	Total/NA	Water	7470A	
LCS 680-875318/2-A	Lab Control Sample	Total/NA	Water	7470A	
680-261690-C-6-E MS	Matrix Spike	Total/NA	Water	7470A	
680-261690-C-6-F MSD	Matrix Spike Duplicate	Total/NA	Water	7470A	

Analysis Batch: 875328

Lab Sample ID	Client Sample ID	Prep Type	Matrix	Method	Prep Batch
680-261520-1	MCI-MGWA-5	Total/NA	Water	7470A	875148
680-261520-2	MCI-MGWA-6	Total/NA	Water	7470A	875148
680-261520-7	MCI-MGWC-1	Total/NA	Water	7470A	875148
MB 680-875148/1-A	Method Blank	Total/NA	Water	7470A	875148
LCS 680-875148/2-A	Lab Control Sample	Total/NA	Water	7470A	875148
400-270294-C-3-C MS	Matrix Spike	Total/NA	Water	7470A	875148
400-270294-C-3-D MSD	Matrix Spike Duplicate	Total/NA	Water	7470A	875148

Analysis Batch: 875428

Lab Sample ID	Client Sample ID	Prep Type	Matrix	Method	Prep Batch
680-261520-3	MCI-MGWA-6A	Total/NA	Water	7470A	875318
680-261520-4	MCI-MGWA-10	Total/NA	Water	7470A	875318
680-261520-5	MCI-MGWA-11	Total/NA	Water	7470A	875318
680-261520-6	MCI-MGWC-3	Total/NA	Water	7470A	875318
680-261520-8	MCI-MGWC-8	Total/NA	Water	7470A	875318
680-261520-9	MCI-MGWC-12	Total/NA	Water	7470A	875318
680-261520-10	MCI-AP1-FD-01	Total/NA	Water	7470A	875318
680-261520-12	MCI-AP1-FB-01	Total/NA	Water	7470A	875318
680-261520-13	MCI-MGWC-7	Total/NA	Water	7470A	875318
680-261520-14	MCI-MGWC-20	Total/NA	Water	7470A	875318
680-261520-15	MCI-AP1-EB-04	Total/NA	Water	7470A	875318
680-261520-16	MCI-AP1-FB-02	Total/NA	Water	7470A	875318
MB 680-875318/1-A	Method Blank	Total/NA	Water	7470A	875318
LCS 680-875318/2-A	Lab Control Sample	Total/NA	Water	7470A	875318
680-261690-C-6-E MS	Matrix Spike	Total/NA	Water	7470A	875318
680-261690-C-6-F MSD	Matrix Spike Duplicate	Total/NA	Water	7470A	875318

Prep Batch: 875499

Lab Sample ID	Client Sample ID	Prep Type	Matrix	Method	Prep Batch
680-261520-11	MCI-AP1-EB-03	Total/NA	Water	7470A	
MB 680-875499/1-A	Method Blank	Total/NA	Water	7470A	
LCS 680-875499/2-A	Lab Control Sample	Total/NA	Water	7470A	
400-270604-J-1-C MS	Matrix Spike	Total/NA	Water	7470A	
400-270604-J-1-D MSD	Matrix Spike Duplicate	Total/NA	Water	7470A	

Analysis Batch: 875621

Lab Sample ID	Client Sample ID	Prep Type	Matrix	Method	Prep Batch
680-261520-11	MCI-AP1-EB-03	Total/NA	Water	7470A	875499
MB 680-875499/1-A	Method Blank	Total/NA	Water	7470A	875499
LCS 680-875499/2-A	Lab Control Sample	Total/NA	Water	7470A	875499
400-270604-J-1-C MS	Matrix Spike	Total/NA	Water	7470A	875499
400-270604-J-1-D MSD	Matrix Spike Duplicate	Total/NA	Water	7470A	875499

Metals

Analysis Batch: 875841

Lab Sample ID	Client Sample ID	Prep Type	Matrix	Method	Prep Batch
680-261520-1	MCI-MGWA-5	Total Recoverable	Water	6020B	874637
680-261520-2	MCI-MGWA-6	Total Recoverable	Water	6020B	874637
680-261520-3	MCI-MGWA-6A	Total Recoverable	Water	6020B	874637
680-261520-4	MCI-MGWA-10	Total Recoverable	Water	6020B	874637
680-261520-5	MCI-MGWA-11	Total Recoverable	Water	6020B	874637
680-261520-6	MCI-MGWC-3	Total Recoverable	Water	6020B	874637
680-261520-7	MCI-MGWC-1	Total Recoverable	Water	6020B	874637
680-261520-8	MCI-MGWC-8	Total Recoverable	Water	6020B	874637
680-261520-9	MCI-MGWC-12	Total Recoverable	Water	6020B	874637
680-261520-10	MCI-AP1-FD-01	Total Recoverable	Water	6020B	874637
680-261520-12	MCI-AP1-FB-01	Total Recoverable	Water	6020B	874637
680-261520-13	MCI-MGWC-7	Total Recoverable	Water	6020B	874637
680-261520-14	MCI-MGWC-20	Total Recoverable	Water	6020B	874637
MB 680-874637/1-A	Method Blank	Total Recoverable	Water	6020B	874637
LCS 680-874637/2-A	Lab Control Sample	Total Recoverable	Water	6020B	874637
680-261528-C-9-B MS	Matrix Spike	Dissolved	Water	6020B	874637
680-261528-C-9-C MSD	Matrix Spike Duplicate	Dissolved	Water	6020B	874637

General Chemistry

Analysis Batch: 874640

Lab Sample ID	Client Sample ID	Prep Type	Matrix	Method	Prep Batch
680-261520-1	MCI-MGWA-5	Total/NA	Water	2540C-2011	
680-261520-2	MCI-MGWA-6	Total/NA	Water	2540C-2011	
680-261520-3	MCI-MGWA-6A	Total/NA	Water	2540C-2011	
680-261520-4	MCI-MGWA-10	Total/NA	Water	2540C-2011	
680-261520-5	MCI-MGWA-11	Total/NA	Water	2540C-2011	
680-261520-6	MCI-MGWC-3	Total/NA	Water	2540C-2011	
680-261520-7	MCI-MGWC-1	Total/NA	Water	2540C-2011	
680-261520-8	MCI-MGWC-8	Total/NA	Water	2540C-2011	
680-261520-9	MCI-MGWC-12	Total/NA	Water	2540C-2011	
680-261520-10	MCI-AP1-FD-01	Total/NA	Water	2540C-2011	
680-261520-11	MCI-AP1-EB-03	Total/NA	Water	2540C-2011	
680-261520-12	MCI-AP1-FB-01	Total/NA	Water	2540C-2011	
680-261520-13	MCI-MGWC-7	Total/NA	Water	2540C-2011	
MB 680-874640/1	Method Blank	Total/NA	Water	2540C-2011	
LCS 680-874640/2	Lab Control Sample	Total/NA	Water	2540C-2011	
LCSD 680-874640/3	Lab Control Sample Dup	Total/NA	Water	2540C-2011	
680-261520-3 DU	MCI-MGWA-6A	Total/NA	Water	2540C-2011	

Analysis Batch: 875047

Lab Sample ID	Client Sample ID	Prep Type	Matrix	Method	Prep Batch
680-261520-14	MCI-MGWC-20	Total/NA	Water	2540C-2011	
680-261520-15	MCI-AP1-EB-04	Total/NA	Water	2540C-2011	
680-261520-16	MCI-AP1-FB-02	Total/NA	Water	2540C-2011	
MB 680-875047/1	Method Blank	Total/NA	Water	2540C-2011	
LCS 680-875047/2	Lab Control Sample	Total/NA	Water	2540C-2011	
LCSD 680-875047/3	Lab Control Sample Dup	Total/NA	Water	2540C-2011	
680-261520-14 DU	MCI-MGWC-20	Total/NA	Water	2540C-2011	

Lab Chronicle

Client: Southern Company
Project/Site: Plant McIntosh Ash Pond 1

Job ID: 680-261520-1

Client Sample ID: MCI-MGWA-5

Lab Sample ID: 680-261520-1

Date Collected: 02/03/25 16:32

Matrix: Water

Date Received: 02/05/25 09:41

Prep Type	Batch Type	Batch Method	Run	Dil Factor	Initial Amount	Final Amount	Batch Number	Prepared or Analyzed	Analyst	Lab
Total/NA	Analysis	300.0-1993 R2.1		1	5 mL	5 mL	874884	02/07/25 17:29	BS	EET SAV
	Instrument ID: CICP									
Total Recoverable	Prep	3005A			25 mL	125 mL	874637	02/06/25 06:25	RR	EET SAV
Total Recoverable	Analysis	6020B		1			875841	02/14/25 12:37	BWR	EET SAV
	Instrument ID: ICPMSG									
Total/NA	Prep	7470A			50 mL	50 mL	875148	02/10/25 13:44	MG	EET SAV
Total/NA	Analysis	7470A		1			875328	02/11/25 12:22	BCB	EET SAV
	Instrument ID: QuickTrace3									
Total/NA	Analysis	2540C-2011		1	200 mL	200 mL	874640	02/06/25 06:37	PG	EET SAV
	Instrument ID: NOEQUIP									

Client Sample ID: MCI-MGWA-6

Lab Sample ID: 680-261520-2

Date Collected: 02/03/25 16:26

Matrix: Water

Date Received: 02/05/25 09:41

Prep Type	Batch Type	Batch Method	Run	Dil Factor	Initial Amount	Final Amount	Batch Number	Prepared or Analyzed	Analyst	Lab
Total/NA	Analysis	300.0-1993 R2.1		1	5 mL	5 mL	874884	02/07/25 17:39	BS	EET SAV
	Instrument ID: CICP									
Total Recoverable	Prep	3005A			25 mL	125 mL	874637	02/06/25 06:25	RR	EET SAV
Total Recoverable	Analysis	6020B		1			875841	02/14/25 12:05	BWR	EET SAV
	Instrument ID: ICPMSG									
Total/NA	Prep	7470A			50 mL	50 mL	875148	02/10/25 13:44	MG	EET SAV
Total/NA	Analysis	7470A		1			875328	02/11/25 12:30	BCB	EET SAV
	Instrument ID: QuickTrace3									
Total/NA	Analysis	2540C-2011		1	50 mL	200 mL	874640	02/06/25 06:37	PG	EET SAV
	Instrument ID: NOEQUIP									

Client Sample ID: MCI-MGWA-6A

Lab Sample ID: 680-261520-3

Date Collected: 02/04/25 09:50

Matrix: Water

Date Received: 02/05/25 09:41

Prep Type	Batch Type	Batch Method	Run	Dil Factor	Initial Amount	Final Amount	Batch Number	Prepared or Analyzed	Analyst	Lab
Total/NA	Analysis	300.0-1993 R2.1		1	5 mL	5 mL	874884	02/07/25 17:48	BS	EET SAV
	Instrument ID: CICP									
Total Recoverable	Prep	3005A			25 mL	125 mL	874637	02/06/25 06:25	RR	EET SAV
Total Recoverable	Analysis	6020B		1			875841	02/14/25 11:59	BWR	EET SAV
	Instrument ID: ICPMSG									
Total/NA	Prep	7470A			50 mL	50 mL	875318	02/11/25 12:48	MG	EET SAV
Total/NA	Analysis	7470A		1			875428	02/11/25 17:53	BCB	EET SAV
	Instrument ID: QuickTrace3									
Total/NA	Analysis	2540C-2011		1	50 mL	200 mL	874640	02/06/25 06:37	PG	EET SAV
	Instrument ID: NOEQUIP									

Lab Chronicle

Client: Southern Company
Project/Site: Plant McIntosh Ash Pond 1

Job ID: 680-261520-1

Client Sample ID: MCI-MGWA-10

Lab Sample ID: 680-261520-4

Date Collected: 02/04/25 09:38

Matrix: Water

Date Received: 02/05/25 09:41

Prep Type	Batch Type	Batch Method	Run	Dil Factor	Initial Amount	Final Amount	Batch Number	Prepared or Analyzed	Analyst	Lab
Total/NA	Analysis	300.0-1993 R2.1		1	5 mL	5 mL	874972	02/08/25 15:27	BS	EET SAV
	Instrument ID: CICP									
Total Recoverable	Prep	3005A			25 mL	125 mL	874637	02/06/25 06:25	RR	EET SAV
Total Recoverable	Analysis	6020B		1			875841	02/14/25 12:19	BWR	EET SAV
	Instrument ID: ICPMSG									
Total/NA	Prep	7470A			50 mL	50 mL	875318	02/11/25 12:48	MG	EET SAV
Total/NA	Analysis	7470A		1			875428	02/11/25 17:22	BCB	EET SAV
	Instrument ID: QuickTrace3									
Total/NA	Analysis	2540C-2011		1	200 mL	200 mL	874640	02/06/25 06:37	PG	EET SAV
	Instrument ID: NOEQUIP									

Client Sample ID: MCI-MGWA-11

Lab Sample ID: 680-261520-5

Date Collected: 02/04/25 10:49

Matrix: Water

Date Received: 02/05/25 09:41

Prep Type	Batch Type	Batch Method	Run	Dil Factor	Initial Amount	Final Amount	Batch Number	Prepared or Analyzed	Analyst	Lab
Total/NA	Analysis	300.0-1993 R2.1		1	5 mL	5 mL	874884	02/07/25 18:08	BS	EET SAV
	Instrument ID: CICP									
Total Recoverable	Prep	3005A			25 mL	125 mL	874637	02/06/25 06:25	RR	EET SAV
Total Recoverable	Analysis	6020B		1			875841	02/14/25 12:03	BWR	EET SAV
	Instrument ID: ICPMSG									
Total/NA	Prep	7470A			50 mL	50 mL	875318	02/11/25 12:48	MG	EET SAV
Total/NA	Analysis	7470A		1			875428	02/11/25 17:48	BCB	EET SAV
	Instrument ID: QuickTrace3									
Total/NA	Analysis	2540C-2011		1	200 mL	200 mL	874640	02/06/25 06:37	PG	EET SAV
	Instrument ID: NOEQUIP									

Client Sample ID: MCI-MGWC-3

Lab Sample ID: 680-261520-6

Date Collected: 02/04/25 11:36

Matrix: Water

Date Received: 02/05/25 09:41

Prep Type	Batch Type	Batch Method	Run	Dil Factor	Initial Amount	Final Amount	Batch Number	Prepared or Analyzed	Analyst	Lab
Total/NA	Analysis	300.0-1993 R2.1		5	5 mL	5 mL	874884	02/07/25 18:18	BS	EET SAV
	Instrument ID: CICP									
Total Recoverable	Prep	3005A			25 mL	125 mL	874637	02/06/25 06:25	RR	EET SAV
Total Recoverable	Analysis	6020B		1			875841	02/14/25 12:29	BWR	EET SAV
	Instrument ID: ICPMSG									
Total/NA	Prep	7470A			50 mL	50 mL	875318	02/11/25 12:48	MG	EET SAV
Total/NA	Analysis	7470A		1			875428	02/11/25 17:18	BCB	EET SAV
	Instrument ID: QuickTrace3									
Total/NA	Analysis	2540C-2011		1	50 mL	200 mL	874640	02/06/25 06:37	PG	EET SAV
	Instrument ID: NOEQUIP									

Lab Chronicle

Client: Southern Company
Project/Site: Plant McIntosh Ash Pond 1

Job ID: 680-261520-1

Client Sample ID: MCI-MGWC-1

Lab Sample ID: 680-261520-7

Date Collected: 02/04/25 12:22

Matrix: Water

Date Received: 02/05/25 09:41

Prep Type	Batch Type	Batch Method	Run	Dil Factor	Initial Amount	Final Amount	Batch Number	Prepared or Analyzed	Analyst	Lab
Total/NA	Analysis	300.0-1993 R2.1		5	5 mL	5 mL	874884	02/07/25 18:27	BS	EET SAV
	Instrument ID: CICP									
Total Recoverable	Prep	3005A			25 mL	125 mL	874637	02/06/25 06:25	RR	EET SAV
Total Recoverable	Analysis	6020B		1			875841	02/14/25 12:35	BWR	EET SAV
	Instrument ID: ICPMSG									
Total/NA	Prep	7470A			50 mL	50 mL	875148	02/10/25 13:44	MG	EET SAV
Total/NA	Analysis	7470A		1			875328	02/11/25 12:20	BCB	EET SAV
	Instrument ID: QuickTrace3									
Total/NA	Analysis	2540C-2011		1	50 mL	200 mL	874640	02/06/25 06:37	PG	EET SAV
	Instrument ID: NOEQUIP									

Client Sample ID: MCI-MGWC-8

Lab Sample ID: 680-261520-8

Date Collected: 02/04/25 14:24

Matrix: Water

Date Received: 02/05/25 09:41

Prep Type	Batch Type	Batch Method	Run	Dil Factor	Initial Amount	Final Amount	Batch Number	Prepared or Analyzed	Analyst	Lab
Total/NA	Analysis	300.0-1993 R2.1		10	5 mL	5 mL	874884	02/07/25 19:26	BS	EET SAV
	Instrument ID: CICP									
Total Recoverable	Prep	3005A			25 mL	125 mL	874637	02/06/25 06:25	RR	EET SAV
Total Recoverable	Analysis	6020B		1			875841	02/14/25 12:21	BWR	EET SAV
	Instrument ID: ICPMSG									
Total/NA	Prep	7470A			50 mL	50 mL	875318	02/11/25 12:48	MG	EET SAV
Total/NA	Analysis	7470A		1			875428	02/11/25 17:46	BCB	EET SAV
	Instrument ID: QuickTrace3									
Total/NA	Analysis	2540C-2011		1	50 mL	200 mL	874640	02/06/25 06:37	PG	EET SAV
	Instrument ID: NOEQUIP									

Client Sample ID: MCI-MGWC-12

Lab Sample ID: 680-261520-9

Date Collected: 02/04/25 14:30

Matrix: Water

Date Received: 02/05/25 09:41

Prep Type	Batch Type	Batch Method	Run	Dil Factor	Initial Amount	Final Amount	Batch Number	Prepared or Analyzed	Analyst	Lab
Total/NA	Analysis	300.0-1993 R2.1		1	5 mL	5 mL	874884	02/07/25 18:57	BS	EET SAV
	Instrument ID: CICP									
Total Recoverable	Prep	3005A			25 mL	125 mL	874637	02/06/25 06:25	RR	EET SAV
Total Recoverable	Analysis	6020B		1			875841	02/14/25 12:17	BWR	EET SAV
	Instrument ID: ICPMSG									
Total/NA	Prep	7470A			50 mL	50 mL	875318	02/11/25 12:48	MG	EET SAV
Total/NA	Analysis	7470A		1			875428	02/11/25 17:25	BCB	EET SAV
	Instrument ID: QuickTrace3									
Total/NA	Analysis	2540C-2011		1	200 mL	200 mL	874640	02/06/25 06:37	PG	EET SAV
	Instrument ID: NOEQUIP									

Client Sample ID: MCI-AP1-FD-01

Lab Sample ID: 680-261520-10

Date Collected: 02/04/25 00:00

Matrix: Water

Date Received: 02/05/25 09:41

Prep Type	Batch Type	Batch Method	Run	Dil Factor	Initial Amount	Final Amount	Batch Number	Prepared or Analyzed	Analyst	Lab
Total/NA	Analysis	300.0-1993 R2.1		5	5 mL	5 mL	874884	02/07/25 19:36	BS	EET SAV
	Instrument ID: CICP									
Total Recoverable	Prep	3005A			25 mL	125 mL	874637	02/06/25 06:25	RR	EET SAV
Total Recoverable	Analysis	6020B		1			875841	02/14/25 12:23	BWR	EET SAV
	Instrument ID: ICPMSG									
Total/NA	Prep	7470A			50 mL	50 mL	875318	02/11/25 12:48	MG	EET SAV
Total/NA	Analysis	7470A		1			875428	02/11/25 17:41	BCB	EET SAV
	Instrument ID: QuickTrace3									
Total/NA	Analysis	2540C-2011		1	50 mL	200 mL	874640	02/06/25 06:37	PG	EET SAV
	Instrument ID: NOEQUIP									

Client Sample ID: MCI-AP1-EB-03

Lab Sample ID: 680-261520-11

Date Collected: 02/04/25 12:55

Matrix: Water

Date Received: 02/05/25 09:41

Prep Type	Batch Type	Batch Method	Run	Dil Factor	Initial Amount	Final Amount	Batch Number	Prepared or Analyzed	Analyst	Lab
Total/NA	Analysis	300.0-1993 R2.1		1	5 mL	5 mL	874884	02/07/25 19:46	BS	EET SAV
	Instrument ID: CICP									
Total Recoverable	Prep	3005A			25 mL	125 mL	874638	02/06/25 06:25	RR	EET SAV
Total Recoverable	Analysis	6020B		1			874971	02/07/25 15:40	BWR	EET SAV
	Instrument ID: ICPMSC									
Total Recoverable	Prep	3005A			25 mL	125 mL	874638	02/06/25 06:25	RR	EET SAV
Total Recoverable	Analysis	6020B		1			874819	02/06/25 18:14	BWR	EET SAV
	Instrument ID: ICPMSD									
Total/NA	Prep	7470A			50 mL	50 mL	875499	02/12/25 12:58	MG	EET SAV
Total/NA	Analysis	7470A		1			875621	02/12/25 18:58	BJB	EET SAV
	Instrument ID: QuickTrace3									
Total/NA	Analysis	2540C-2011		1	200 mL	200 mL	874640	02/06/25 06:37	PG	EET SAV
	Instrument ID: NOEQUIP									

Client Sample ID: MCI-AP1-FB-01

Lab Sample ID: 680-261520-12

Date Collected: 02/04/25 14:10

Matrix: Water

Date Received: 02/05/25 09:41

Prep Type	Batch Type	Batch Method	Run	Dil Factor	Initial Amount	Final Amount	Batch Number	Prepared or Analyzed	Analyst	Lab
Total/NA	Analysis	300.0-1993 R2.1		1	5 mL	5 mL	874884	02/07/25 19:55	BS	EET SAV
	Instrument ID: CICP									
Total Recoverable	Prep	3005A			25 mL	125 mL	874637	02/06/25 06:25	RR	EET SAV
Total Recoverable	Analysis	6020B		1			875841	02/14/25 12:41	BWR	EET SAV
	Instrument ID: ICPMSG									
Total/NA	Prep	7470A			50 mL	50 mL	875318	02/11/25 12:48	MG	EET SAV
Total/NA	Analysis	7470A		1			875428	02/11/25 17:50	BCB	EET SAV
	Instrument ID: QuickTrace3									
Total/NA	Analysis	2540C-2011		1	200 mL	200 mL	874640	02/06/25 06:37	PG	EET SAV
	Instrument ID: NOEQUIP									

Lab Chronicle

Client: Southern Company
Project/Site: Plant McIntosh Ash Pond 1

Job ID: 680-261520-1

Client Sample ID: MCI-MGWC-7

Lab Sample ID: 680-261520-13

Date Collected: 02/04/25 15:32

Matrix: Water

Date Received: 02/05/25 09:41

Prep Type	Batch Type	Batch Method	Run	Dil Factor	Initial Amount	Final Amount	Batch Number	Prepared or Analyzed	Analyst	Lab
Total/NA	Analysis	300.0-1993 R2.1		10	5 mL	5 mL	874884	02/07/25 20:05	BS	EET SAV
	Instrument ID: CICP									
Total Recoverable	Prep	3005A			25 mL	125 mL	874637	02/06/25 06:25	RR	EET SAV
Total Recoverable	Analysis	6020B		1			875841	02/14/25 12:25	BWR	EET SAV
	Instrument ID: ICPMSG									
Total/NA	Prep	7470A			50 mL	50 mL	875318	02/11/25 12:48	MG	EET SAV
Total/NA	Analysis	7470A		1			875428	02/11/25 17:55	BCB	EET SAV
	Instrument ID: QuickTrace3									
Total/NA	Analysis	2540C-2011		1	50 mL	200 mL	874640	02/06/25 06:37	PG	EET SAV
	Instrument ID: NOEQUIP									

Client Sample ID: MCI-MGWC-20

Lab Sample ID: 680-261520-14

Date Collected: 02/04/25 16:15

Matrix: Water

Date Received: 02/05/25 09:41

Prep Type	Batch Type	Batch Method	Run	Dil Factor	Initial Amount	Final Amount	Batch Number	Prepared or Analyzed	Analyst	Lab
Total/NA	Analysis	300.0-1993 R2.1		5	5 mL	5 mL	874884	02/07/25 20:15	BS	EET SAV
	Instrument ID: CICP									
Total Recoverable	Prep	3005A			25 mL	125 mL	874637	02/06/25 06:25	RR	EET SAV
Total Recoverable	Analysis	6020B		1			875841	02/14/25 12:27	BWR	EET SAV
	Instrument ID: ICPMSG									
Total/NA	Prep	7470A			50 mL	50 mL	875318	02/11/25 12:48	MG	EET SAV
Total/NA	Analysis	7470A		1			875428	02/11/25 17:20	BCB	EET SAV
	Instrument ID: QuickTrace3									
Total/NA	Analysis	2540C-2011		1	50 mL	200 mL	875047	02/10/25 08:57	PG	EET SAV
	Instrument ID: NOEQUIP									

Client Sample ID: MCI-AP1-EB-04

Lab Sample ID: 680-261520-15

Date Collected: 02/04/25 15:50

Matrix: Water

Date Received: 02/05/25 09:41

Prep Type	Batch Type	Batch Method	Run	Dil Factor	Initial Amount	Final Amount	Batch Number	Prepared or Analyzed	Analyst	Lab
Total/NA	Analysis	300.0-1993 R2.1		1	5 mL	5 mL	874884	02/07/25 20:25	BS	EET SAV
	Instrument ID: CICP									
Total Recoverable	Prep	3005A			25 mL	125 mL	874638	02/06/25 06:25	RR	EET SAV
Total Recoverable	Analysis	6020B		1			874971	02/07/25 15:16	BWR	EET SAV
	Instrument ID: ICPMSC									
Total Recoverable	Prep	3005A			25 mL	125 mL	874638	02/06/25 06:25	RR	EET SAV
Total Recoverable	Analysis	6020B		1			874819	02/06/25 17:40	BWR	EET SAV
	Instrument ID: ICPMSD									
Total/NA	Prep	7470A			50 mL	50 mL	875318	02/11/25 12:48	MG	EET SAV
Total/NA	Analysis	7470A		1			875428	02/11/25 17:27	BCB	EET SAV
	Instrument ID: QuickTrace3									
Total/NA	Analysis	2540C-2011		1	200 mL	200 mL	875047	02/10/25 08:57	PG	EET SAV
	Instrument ID: NOEQUIP									

Lab Chronicle

Client: Southern Company
Job ID: 680-261520-1
Project/Site: Plant McIntosh Ash Pond 1

Client Sample ID: MCI-AP1-FB-02
Lab Sample ID: 680-261520-16
Date Collected: 02/04/25 16:15
Matrix: Water
Date Received: 02/05/25 09:41

Prep Type	Batch Type	Batch Method	Run	Dil Factor	Initial Amount	Final Amount	Batch Number	Prepared or Analyzed	Analyst	Lab
Total/NA	Analysis	300.0-1993 R2.1		1	5 mL	5 mL	874884	02/07/25 20:34	BS	EET SAV
	Instrument ID: CICP									
Total Recoverable	Prep	3005A			25 mL	125 mL	874638	02/06/25 06:25	RR	EET SAV
Total Recoverable	Analysis	6020B		1			874971	02/07/25 15:36	BWR	EET SAV
	Instrument ID: ICPMSC									
Total Recoverable	Prep	3005A			25 mL	125 mL	874638	02/06/25 06:25	RR	EET SAV
Total Recoverable	Analysis	6020B		1			874819	02/06/25 18:06	BWR	EET SAV
	Instrument ID: ICPMSD									
Total/NA	Prep	7470A			50 mL	50 mL	875318	02/11/25 12:48	MG	EET SAV
Total/NA	Analysis	7470A		1			875428	02/11/25 17:43	BCB	EET SAV
	Instrument ID: QuickTrace3									
Total/NA	Analysis	2540C-2011		1	200 mL	200 mL	875047	02/10/25 08:57	PG	EET SAV
	Instrument ID: NOEQUIP									

Laboratory References:

EET SAV = Eurofins Savannah, 5102 LaRoche Avenue, Savannah, GA 31404, TEL (912)354-7858

Accreditation/Certification Summary

Client: Southern Company
Job ID: 680-261520-1
Project/Site: Plant McIntosh Ash Pond 1

Laboratory: Eurofins Savannah

The accreditations/certifications listed below are applicable to this report.

Authority	Program	Identification Number	Expiration Date
Florida	NELAP	E87052	06-30-25
Georgia	State	E87052	06-30-25

Method Summary

Client: Southern Company
Project/Site: Plant McIntosh Ash Pond 1

Job ID: 680-261520-1

Method	Method Description	Protocol	Laboratory
300.0-1993 R2.1	Anions, Ion Chromatography	MCAWW	EET SAV
6020B	Metals (ICP/MS)	SW846	EET SAV
7470A	Mercury (CVAA)	SW846	EET SAV
2540C-2011	Total Dissolved Solids (Dried at 180 °C)	SM	EET SAV
3005A	Preparation, Total Recoverable or Dissolved Metals	SW846	EET SAV
7470A	Preparation, Mercury	SW846	EET SAV

Protocol References:

MCAWW = "Methods For Chemical Analysis Of Water And Wastes", EPA-600/4-79-020, March 1983 And Subsequent Revisions.

SM = "Standard Methods For The Examination Of Water And Wastewater"

SW846 = "Test Methods For Evaluating Solid Waste, Physical/Chemical Methods", Third Edition, November 1986 And Its Updates.

Laboratory References:

EET SAV = Eurofins Savannah, 5102 LaRoche Avenue, Savannah, GA 31404, TEL (912)354-7858

Eurofins TestAmerica, Savannah
5102 LaRoche Avenue
Savannah GA 31404
Phone (912) 354-7858 Fax (912) 352-0165

Chain of Custody Record

eurofins | Environment Testing America

Client Information	Sampler: T Gode/J. May ACC	Lab PM: Fuller, David	Carrier Tracking No(s)	COC No
Client Contact: SCS Contacts	Phone: 770-594-5998	E-Mail: david.fuller@et.eurofinsus.com		Page: 1 of 2
Company: GA Power				Job #:
Address: 241 Ralph McGill Blvd SE	Due Date Requested			
City: Atlanta	TAT Requested (days)			
State Zip: GA, 30308				
Phone: 404-506-7116(Tel)	Lab Project #: 68027747			
Email: SCS Contacts / ACC Contacts	PO #: GPC82130-0002			
Project Name: Plant McIntosh - Ash Pond 1	Project #:			
Site: Georgia	SSOW#:			

Analysis Requested

680-261520 Chain of Custody

Preservation Codes
A - HCL; B - NaOH; M - Hexane; N - None; O - AsNaO2; P - Na2O4S; Q - Na2SO3; R - Na2S2O3; S - H2SO4; T - TSP Dodecahydrate; U - Acetone; V - MCAA; W - pH 4-5; Z - other (specify)

Other:

Task_Code: MCI-CCR-ASSMT-2025S1

Special Instructions/Note: Full APP III + APP IV

Sample Identification	Sample Date (mm/dd/yy)	Sample Time (hhmm)	Sample Type (C=comp, G=grab)	Matrix (WG=ground water WS=surface water WQ=quality control)	Field Filtered Sample (Yes or No)	Perform MS/MSD (Yes or No)	App. III Metals (B, Ca)	Cl, F, SO4, TDS (EPA 300.0 & SM 2540C)	App IV Metals (Sb, As, Ba, Be, Cd, Cr, Co, Pb, Li, Hg, Mo, Se, Tl) (EPA 6020/7470)	Radium 226 & 228 (SW-846 9315/9320)	Total Number of con	
			Preservation Code.				D	I	D	D		
MCI- MGWA-5	02/03/25	1632	G	WG	N	N	✓	✓	✓	✓	TG 5	5
MCI- MGWA-6	02/03/25	1626	G	WG	N	N	✓	✓	✓	✓	TG 5	5
MCI- MGWA-6A	02/04/25	0950	G	WG	N	N	✓	✓	✓	✓	5	
MCI- MGWA-10	02/04/25	0934	G	WG	N	N	✓	✓	✓	✓	5	
MCI- MGWA-11	02/04/25	1049	G	WG	N	N	✓	✓	✓	✓	5	
MCI- MGWC-3	02/04/25	1136	G	WG	N	N	✓	✓	✓	✓	5	
MCI- MGWC-1	02/04/25	1222	G	WG	N	N	✓	✓	✓	✓	5	
MCI- MGWC-8	02/04/25	1424	G	WG	N	N	✓	✓	✓	✓	5	
MCI- MGWC-12	02/04/25	1430	G	WG	N	N	✓	✓	✓	✓	5	
MCI- AP1-FD-01	02/04/25	—	G	WG	N	N	✓	✓	✓	✓	5	
MCI- AP1-EB-03	02/04/25	1255	G	WQ	N	N	✓	✓	✓	✓	5	

Possible Hazard Identification
☐ Non-Hazard ☐ Flammable ☐ Skin Irritant ☐ Poison B ☐ Unknown ☐ Radiological

Sample Disposal (A fee may be assessed if samples are retained longer than 1 month)
☐ Return To Client ☐ Disposal By Lab ☐ Archive For _____ Months

Deliverable Requested I, II, III, IV, Other (specify)

Special Instructions/QC Requirements

Empty Kit Relinquished by:	Date	Time	Method of Shipment:

	Relinquished by	Date/Time	Company	Received by	Date/Time	Company
1	Taylor Godd	2-4-25/2011	ACC		2/4/25 2011	ACC
2		2/5/25 0941	ACC		2/5/25 941	
3		Date/Time	Company		Date/Time:	Company

Custody Seals Intact: ☐ Yes ☐ No | Custody Seal No

Cooler Temperature(s) °C and Other Remarks: 2.1/2.1 1.8/1.8 4.4/4.4 2.4/2.4 3.2/3.2

Eurofins TestAmerica, Savannah
5102 LaRoche Avenue
Savannah GA 31404
Phone (912) 354-7858 Fax (912) 352-0165

Chain of Custody Record

eurofins | Environment Testing America

Client Information	Sampler: T. Goble / J. May ACC	Lab PM: Fuller, David	Carrier Tracking No(s)	COC No
Client Contact: SCS Contacts	Phone: 770-594-5998	E-Mail: david.fuller@et.eurofinsus.com		Page: 2 of 2
Company: GA Power				Job #:
Address: 241 Ralph McGill Blvd SE	Due Date Requested			
City: Atlanta	TAT Requested (days)			
State, Zip: GA, 30308				
Phone: 404-506-7116(Tel)	Lab Project #: 68027747			
Email: SCS Contacts / ACC Contacts	PO #: GPC82130-0002			
Project Name: Plant McIntosh - Ash Pond 1	Project #:			
Site: Georgia	SSOW#:			

Analysis Requested

Preservation Codes

A - HCL	M - Hexane
B - NaOH	N - None
C - Zn Acetate	O - AsNaO2
D - Nitric Acid	P - Na2O4S
E - NaHSO4	Q - Na2SO3
F - MeOH	R - Na2S2O3
G - Amchlor	S - H2SO4
H - Ascorbic Acid	T TSP Dodecahydrate
I - Ice	U - Acetone
J - DI Water	V - MCAA
K - EDTA	W - pH 4-5
L - EDA	Z - other (specify)

Other:

Task_Code: MCI-CCR-ASSMT-2025S1

Special Instructions/Note. Full APP III + APP IV

Sample Identification	Sample Date (mm/dd/yy)	Sample Time (hhmm)	Sample Type (C=comp, G=grab)	Matrix (WG=ground water WS=surface water WQ=quality control)	Field Filtered Sample (Yes or No)	Perform MS/MSD (Yes or No)	App III Metals (B, Ca)	Cl, F, SO4, TDS (EPA 300.0 & SM 2540C)		App. IV Metals (Sb, As, Ba, Be, Cd, Cr, Co, Pb, Li, Hg, Mo, Se, Tl) (EPA 6020/7470)		Radium 226 & 228 (SW-846 9315/9320)								Total Number of containers
			Preservation Code:				D	I		D		D								
MCI- API-FB-01	02/04/25	1410	G	~~WG~~ WQ	N	N	✓	✓		✓		✓								5 5
MCI- MGWC-7	02/04/25	1532	G	WG	N	N	✓	✓		✓		✓								5
MCI- MGWC-20	02/04/25	1615	G	WG	N	N	✓	✓		✓		✓								5
MCI- API-EB-04	02/04/25	1550	G	WQ	N	N	✓	✓		✓		✓								5
MCI- API-FB-02	02/04/25	1615	G	WQ	N	N	✓	✓		✓		✓								5
MCI-			G			N														
MCI-			G			N														
MCI-			G			N														
MCI-			G			N														
MCI-			G			N														
MCI-			G			N														

Possible Hazard Identification
☐ Non-Hazard ☐ Flammable ☐ Skin Irritant ☐ Poison B ☐ Unknown ☐ Radiological

Sample Disposal (A fee may be assessed if samples are retained longer than 1 month)
☐ Return To Client ☐ Disposal By Lab ☐ Archive For _____ Months

Deliverable Requested I, II, III, IV, Other (specify)

Special Instructions/QC Requirements

Empty Kit Relinquished by:	Date	Time	Method of Shipment:

Relinquished by: Taylor Goble	Date/Time: 2-4-25/2011	Company: ACC	Received by:	Date/Time: 2/4/25 2011	Company: ACC
Relinquished by:	Date/Time: 2/5/25 0941	Company: ACC	Received by:	Date/Time: 2/5/25 941	Company:
Relinquished by:	Date/Time.	Company	Received by:	Date/Time	Company

Custody Seals Intact: ☐ Yes ☐ No | Custody Seal No

Cooler Temperature(s) °C and Other Remarks: 2.1/2.1 4/4/4 2.4/2.4 1.8/1.8 3.2/3.2

Eurofins Savannah
5102 LaRoche Avenue
Savannah, GA 31404
Phone: 912-354-7858 Fax: 912-352-0165

Chain of Custody Record

eurofins | Environment Testing

Client Information (Sub Contract Lab)	Sampler: N/A	Lab PM: Fuller, David	Carrier Tracking No(s): N/A	COC No: 680-793657.1
Client Contact: Shipping/Receiving	Phone: N/A	E-Mail: David.Fuller@et.eurofinsus.com	State of Origin: Georgia	Page: Page 1 of 2
Company: TestAmerica Laboratories, Inc.		Accreditations Required (See note): NELAP - Florida; State - Georgia		Job #: 680-261520-1
Address: 13715 Rider Trail North, ,	Due Date Requested: 2/17/2025			
City: Earth City	TAT Requested (days): N/A			
State, Zip: MO, 63045				
Phone: 314-298-8566(Tel) 314-298-8757(Fax)	PO #: N/A			
Email: N/A	WO #: N/A			
Project Name: Plant McIntosh Ash Pond 1	Project #: 68027747			
Site: N/A	SSOW#: N/A			

Analysis Requested

Preservation Codes: -

Other: N/A

Sample Identification - Client ID (Lab ID)	Sample Date	Sample Time	Sample Type (C=comp, G=grab)	Matrix (W=water, S=solid, O=waste/oil, BT=Tissue, A=Air)	Field Filtered Sample (Yes or No)	Perform MS/MSD (Yes or No)	9315_Ra226/PrecSep_21 Radium-226	9320_Ra228/PrecSep_0 Radium-228	Ra226Ra228_GFPC/ Combined Radium-226 and Radium-228	Total Number of containers	Special Instructions/Note:
			Preservation Code:								
MCI-MGWA-5 (680-261520-1)	2/3/25	16:32 Eastern	G	Water			X	X	X	2	
MCI-MGWA-6 (680-261520-2)	2/3/25	16:26 Eastern	G	Water			X	X	X	2	
MCI-MGWA-6A (680-261520-3)	2/4/25	09:50 Eastern	G	Water			X	X	X	2	
MCI-MGWA-10 (680-261520-4)	2/4/25	09:38 Eastern	G	Water			X	X	X	2	
MCI-MGWA-11 (680-261520-5)	2/4/25	10:49 Eastern	G	Water			X	X	X	2	
MCI-MGWC-3 (680-261520-6)	2/4/25	11:36 Eastern	G	Water			X	X	X	2	
MCI-MGWC-1 (680-261520-7)	2/4/25	12:22 Eastern	G	Water			X	X	X	2	
MCI-MGWC-8 (680-261520-8)	2/4/25	14:24 Eastern	G	Water			X	X	X	2	
MCI-MGWC-12 (680-261520-9)	2/4/25	14:30 Eastern	G	Water			X	X	X	2	

Note: Since laboratory accreditations are subject to change, Eurofins Environment Testing Southeast, LLC places the ownership of method, analyte & accreditation compliance upon our subcontract laboratories. This sample shipment is forwarded under chain-of-custody. If the laboratory does not currently maintain accreditation in the State of Origin listed above for analysis/tests/matrix being analyzed, the samples must be shipped back to the Eurofins Environment Testing Southeast, LLC laboratory or other instructions will be provided. Any changes to accreditation status should be brought to Eurofins Environment Testing Southeast, LLC attention immediately. If all requested accreditations are current to date, return the signed Chain of Custody attesting to said compliance to Eurofins Environment Testing Southeast, LLC.

Possible Hazard Identification *Unconfirmed*	***Sample Disposal (A fee may be assessed if samples are retained longer than 1 month)*** ☐ *Return To Client* ☐ *Disposal By Lab* ☐ *Archive For* _____ *Months*
Deliverable Requested: I, II, III, IV, Other (specify) Primary Deliverable Rank: 2	Special Instructions/QC Requirements:

Empty Kit Relinquished by:	Date:	Time:	Method of Shipment:

	Relinquished by:	Date/Time:	Company	Received by:	Date/Time:	Company
1		2/6/25 1500		M. Pinette	FEB 07 2025 0820	
2	Relinquished by:	Date/Time:	Company	Received by: Meadow Pinette	Date/Time:	Company
3	Relinquished by:	Date/Time:	Company	Received by:	Date/Time:	Company

Custody Seals Intact: Δ Yes Δ No	Custody Seal No.:	Cooler Temperature(s) °C and Other Remarks:

Eurofins Savannah
5102 LaRoche Avenue
Savannah, GA 31404
Phone: 912-354-7858 Fax: 912-352-0165

Chain of Custody Record

eurofins | Environment Testing

Client Information (Sub Contract Lab)	Sampler: N/A	Lab PM: Fuller, David	Carrier Tracking No(s): N/A	COC No: 680-793657.2
Client Contact: Shipping/Receiving	Phone: N/A	E-Mail: David.Fuller@et.eurofinsus.com	State of Origin: Georgia	Page: Page 2 of 2
Company: TestAmerica Laboratories, Inc.		Accreditations Required (See note): NELAP - Florida; State - Georgia		Job #: 680-261520-1
Address: 13715 Rider Trail North, .	Due Date Requested: 2/17/2025			
City: Earth City	TAT Requested (days): N/A			
State, Zip: MO, 63045				
Phone: 314-298-8566(Tel) 314-298-8757(Fax)	PO #: N/A			
Email: N/A	WO #: N/A			
Project Name: Plant McIntosh Ash Pond 1	Project #: 68027747			
Site: N/A	SSOW#: N/A			

Analysis Requested

Preservation Codes: -

Other: N/A

Sample Identification - Client ID (Lab ID)	Sample Date	Sample Time	Sample Type (C=comp, G=grab)	Matrix (W=water, S=solid, O=waste/oil, BT=Tissue, A=Air)	Field Filtered Sample (Yes or No)	Perform MS/MSD (Yes or No)	9315_Ra226/PrecSep_21 Radium-226	9320_Ra228/PrecSep_0 Radium-228	Ra226Ra228_GFPC/ Combined Radium-226 and Radium-228	Total Number of containers	Special Instructions/Note:
			Preservation Code:								
MCI-AP1-FD-01 (680-261520-10)	2/4/25	Eastern	G	Water			X	X	X	2	
MCI-AP1-EB-03 (680-261520-11)	2/4/25	12:55 Eastern	G	Water			X	X	X	2	
MCI-AP1-FB-01 (680-261520-12)	2/4/25	14:10 Eastern	G	Water			X	X	X	2	
MCI-MGWC-7 (680-261520-13)	2/4/25	15:32 Eastern	G	Water			X	X	X	2	
MCI-MGWC-20 (680-261520-14)	2/4/25	16:15 Eastern	G	Water			X	X	X	2	
MCI-AP1-EB-04 (680-261520-15)	2/4/25	15:50 Eastern	G	Water			X	X	X	2	
MCI-AP1-FB-02 (680-261520-16)	2/4/25	16:15 Eastern	G	Water			X	X	X	2	

Note: Since laboratory accreditations are subject to change, Eurofins Environment Testing Southeast, LLC places the ownership of method, analyte & accreditation compliance upon our subcontract laboratories. This sample shipment is forwarded under chain-of-custody. If the laboratory does not currently maintain accreditation in the State of Origin listed above for analysis/tests/matrix being analyzed, the samples must be shipped back to the Eurofins Environment Testing Southeast, LLC laboratory or other instructions will be provided. Any changes to accreditation status should be brought to Eurofins Environment Testing Southeast, LLC attention immediately. If all requested accreditations are current to date, return the signed Chain of Custody attesting to said compliance to Eurofins Environment Testing Southeast, LLC.

Possible Hazard Identification	***Sample Disposal (A fee may be assessed if samples are retained longer than 1 month)***
Unconfirmed	☐ *Return To Client* ☐ *Disposal By Lab* ☐ *Archive For* _____ *Months*
Deliverable Requested: I, II, III, IV, Other (specify) Primary Deliverable Rank: 2	Special Instructions/QC Requirements:

Empty Kit Relinquished by:	Date:	Time:	Method of Shipment:

	Date/Time	Company	Received by	Date/Time	Company
Relinquished by:	2/6/25 1500		M. Pinette	FEB 07 2025 0820	
Relinquished by:	Date/Time:	Company	Meadow Pinette	Date/Time:	Company
Relinquished by:	Date/Time:	Company	Received by:	Date/Time:	Company

Custody Seals Intact? Δ Yes Δ No	Custody Seal No.:	Cooler Temperature(s) °C and Other Remarks:

Login Sample Receipt Checklist

Client: Southern Company

Job Number: 680-261520-1

Login Number: 261520

List Source: Eurofins Savannah

List Number: 1

Creator: Munro, Caroline

Question	Answer	Comment
Radioactivity wasn't checked or is </= background as measured by a survey meter.	N/A	
The cooler's custody seal, if present, is intact.	True	
Sample custody seals, if present, are intact.	True	
The cooler or samples do not appear to have been compromised or tampered with.	True	
Samples were received on ice.	True	
Cooler Temperature is acceptable.	True	
Cooler Temperature is recorded.	True	
COC is present.	True	
COC is filled out in ink and legible.	True	
COC is filled out with all pertinent information.	True	
Is the Field Sampler's name present on COC?	True	
There are no discrepancies between the containers received and the COC.	True	
Samples are received within Holding Time (excluding tests with immediate HTs)	True	
Sample containers have legible labels.	True	
Containers are not broken or leaking.	True	
Sample collection date/times are provided.	True	
Appropriate sample containers are used.	True	
Sample bottles are completely filled.	True	
Sample Preservation Verified.	N/A	
There is sufficient vol. for all requested analyses, incl. any requested MS/MSDs	True	
Containers requiring zero headspace have no headspace or bubble is <6mm (1/4").	N/A	
Multiphasic samples are not present.	True	
Samples do not require splitting or compositing.	True	
Residual Chlorine Checked.	N/A	

This receipt checklist is generated for all samples received in this Login. It may not be applicable to all Jobs associated with this Login.

eurofins | Environment Testing

ANALYTICAL REPORT

PREPARED FOR

Attn: Kevin Stephenson
Southern Company
241 Ralph McGill Blvd SE
B10185
Atlanta, Georgia 30308

Generated 3/5/2025 4:23:35 PM

JOB DESCRIPTION

Plant McIntosh Ash Pond 1

JOB NUMBER

680-261520-3

Eurofins Savannah
5102 LaRoche Avenue
Savannah GA 31404

See page two for job notes and contact information.

my EOL

Job Notes

This report may not be reproduced except in full, and with written approval from the laboratory. The results relate only to the samples tested. For questions please contact the Project Manager at the e-mail address or telephone number listed on this page.

The test results in this report relate only to the samples as received by the laboratory and will meet all requirements of the methodology, with any exceptions noted. This report shall not be reproduced except in full, without the express written approval of the laboratory. All questions should be directed to the Eurofins Environment Testing Southeast, LLC Project Manager.

Authorization



Generated
3/5/2025 4:23:35 PM

Authorized for release by
David Fuller, Project Manager
David.Fuller@et.eurofinsus.com
(770)344-8986

Definitions/Glossary

Client: Southern Company
Project/Site: Plant McIntosh Ash Pond 1

Job ID: 680-261520-3

Qualifiers

Rad

Qualifier	Qualifier Description
F	Duplicate RPD exceeds the control limit
U	Result is less than the sample detection limit.

Glossary

Abbreviation	These commonly used abbreviations may or may not be present in this report.
☼	Listed under the "D" column to designate that the result is reported on a dry weight basis
%R	Percent Recovery
CFL	Contains Free Liquid
CFU	Colony Forming Unit
CNF	Contains No Free Liquid
DER	Duplicate Error Ratio (normalized absolute difference)
Dil Fac	Dilution Factor
DL	Detection Limit (DoD/DOE)
DL, RA, RE, IN	Indicates a Dilution, Re-analysis, Re-extraction, or additional Initial metals/anion analysis of the sample
DLC	Decision Level Concentration (Radiochemistry)
EDL	Estimated Detection Limit (Dioxin)
LOD	Limit of Detection (DoD/DOE)
LOQ	Limit of Quantitation (DoD/DOE)
MCL	EPA recommended "Maximum Contaminant Level"
MDA	Minimum Detectable Activity (Radiochemistry)
MDC	Minimum Detectable Concentration (Radiochemistry)
MDL	Method Detection Limit
ML	Minimum Level (Dioxin)
MPN	Most Probable Number
MQL	Method Quantitation Limit
NC	Not Calculated
ND	Not Detected at the reporting limit (or MDL or EDL if shown)
NEG	Negative / Absent
POS	Positive / Present
PQL	Practical Quantitation Limit
PRES	Presumptive
QC	Quality Control
RER	Relative Error Ratio (Radiochemistry)
RL	Reporting Limit or Requested Limit (Radiochemistry)
RPD	Relative Percent Difference, a measure of the relative difference between two points
TEF	Toxicity Equivalent Factor (Dioxin)
TEQ	Toxicity Equivalent Quotient (Dioxin)
TNTC	Too Numerous To Count

Sample Summary

Client: Southern Company
Job ID: 680-261520-3
Project/Site: Plant McIntosh Ash Pond 1

Lab Sample ID	Client Sample ID	Matrix	Collected	Received
680-261520-1	MCI-MGWA-5	Water	02/03/25 16:32	02/05/25 09:41
680-261520-2	MCI-MGWA-6	Water	02/03/25 16:26	02/05/25 09:41
680-261520-3	MCI-MGWA-6A	Water	02/04/25 09:50	02/05/25 09:41
680-261520-4	MCI-MGWA-10	Water	02/04/25 09:38	02/05/25 09:41
680-261520-5	MCI-MGWA-11	Water	02/04/25 10:49	02/05/25 09:41
680-261520-6	MCI-MGWC-3	Water	02/04/25 11:36	02/05/25 09:41
680-261520-7	MCI-MGWC-1	Water	02/04/25 12:22	02/05/25 09:41
680-261520-8	MCI-MGWC-8	Water	02/04/25 14:24	02/05/25 09:41
680-261520-9	MCI-MGWC-12	Water	02/04/25 14:30	02/05/25 09:41
680-261520-10	MCI-AP1-FD-01	Water	02/04/25 00:00	02/05/25 09:41
680-261520-11	MCI-AP1-EB-03	Water	02/04/25 12:55	02/05/25 09:41
680-261520-12	MCI-AP1-FB-01	Water	02/04/25 14:10	02/05/25 09:41
680-261520-13	MCI-MGWC-7	Water	02/04/25 15:32	02/05/25 09:41
680-261520-14	MCI-MGWC-20	Water	02/04/25 16:15	02/05/25 09:41
680-261520-15	MCI-AP1-EB-04	Water	02/04/25 15:50	02/05/25 09:41
680-261520-16	MCI-AP1-FB-02	Water	02/04/25 16:15	02/05/25 09:41

Job ID: 680-261520-3 — Eurofins Savannah

Job Narrative
680-261520-3

Analytical test results meet all requirements of the associated regulatory program listed on the Accreditation/Certification Summary Page unless otherwise noted under the individual analysis. Data qualifiers and/or narrative comments are included to explain any exceptions, if applicable.

- Matrix QC may not be reported if insufficient sample is provided or site-specific QC samples were not submitted. In these situations, to demonstrate precision and accuracy at a batch level, a LCS/LCSD may be performed, unless otherwise specified in the method.
- Surrogate and/or isotope dilution analyte recoveries (if applicable) which are outside of the QC window are confirmed unless attributed to a dilution or otherwise noted in the narrative.

Receipt
The samples were received on 2/5/2025 9:41 AM. Unless otherwise noted below, the samples arrived in good condition, and, where required, properly preserved and on ice. The temperatures of the 5 coolers at receipt time were 1.8°C, 2.1°C, 2.4°C, 3.2°C and 4.4°C.

Gas Flow Proportional Counter
Method 9320_Ra228: Radium-228 batch 702253
The sample duplicate (DUP) precision for Radium-228 was outside the control limits. However the original sample and DUP activity is below the RL making the measurement of precision less critical. The lab does not believe this discrepancy to have a negative impact on the data being reported. (680-261520-B-1-B DU)

No additional analytical or quality issues were noted, other than those described above or in the Definitions/ Glossary page.

Rad
No additional analytical or quality issues were noted, other than those described above or in the Definitions/ Glossary page.

Client Sample ID: MCI-MGWA-5

Lab Sample ID: 680-261520-1

Date Collected: 02/03/25 16:32

Matrix: Water

Date Received: 02/05/25 09:41

Method: SW846 9315 - Radium-226 (GFPC)

Analyte	Result	Qualifier	Count Uncert. (2σ+/-)	Total Uncert. (2σ+/-)	RL	MDC	Unit	Prepared	Analyzed	Dil Fac
Radium-226	-0.0384	U	0.0533	0.0534	1.00	0.139	pCi/L	02/10/25 08:54	03/04/25 09:41	1

Carrier	*%Yield*	*Qualifier*	*Limits*	*Prepared*	*Analyzed*	*Dil Fac*
Ba Carrier	*91.8*		*30 - 110*	*02/10/25 08:54*	*03/04/25 09:41*	*1*

Method: SW846 9320 - Radium-228 (GFPC)

Analyte	Result	Qualifier	Count Uncert. (2σ+/-)	Total Uncert. (2σ+/-)	RL	MDC	Unit	Prepared	Analyzed	Dil Fac
Radium-228	0.0738	U	0.276	0.277	1.00	0.506	pCi/L	02/10/25 08:56	02/28/25 12:07	1

Carrier	*%Yield*	*Qualifier*	*Limits*	*Prepared*	*Analyzed*	*Dil Fac*
Ba Carrier	*91.8*		*30 - 110*	*02/10/25 08:56*	*02/28/25 12:07*	*1*
Y Carrier	*76.3*		*30 - 110*	*02/10/25 08:56*	*02/28/25 12:07*	*1*

Method: TAL-STL Ra226_Ra228 - Combined Radium-226 and Radium-228

Analyte	Result	Qualifier	Count Uncert. (2σ+/-)	Total Uncert. (2σ+/-)	RL	MDC	Unit	Prepared	Analyzed	Dil Fac
Combined Radium 226 + 228	0.0354	U	0.281	0.282	5.00	0.506	pCi/L		03/05/25 08:45	1

Client Sample ID: MCI-MGWA-6

Lab Sample ID: 680-261520-2

Date Collected: 02/03/25 16:26

Matrix: Water

Date Received: 02/05/25 09:41

Method: SW846 9315 - Radium-226 (GFPC)

Analyte	Result	Qualifier	Count Uncert. (2σ+/-)	Total Uncert. (2σ+/-)	RL	MDC	Unit	Prepared	Analyzed	Dil Fac
Radium-226	**0.318**		0.126	0.130	1.00	0.128	pCi/L	02/10/25 08:54	03/04/25 10:16	1

Carrier	*%Yield*	*Qualifier*	*Limits*	*Prepared*	*Analyzed*	*Dil Fac*
Ba Carrier	*94.1*		*30 - 110*	*02/10/25 08:54*	*03/04/25 10:16*	*1*

Method: SW846 9320 - Radium-228 (GFPC)

Analyte	Result	Qualifier	Count Uncert. (2σ+/-)	Total Uncert. (2σ+/-)	RL	MDC	Unit	Prepared	Analyzed	Dil Fac
Radium-228	**0.640**		0.411	0.416	1.00	0.613	pCi/L	02/10/25 08:56	02/28/25 12:07	1

Carrier	*%Yield*	*Qualifier*	*Limits*	*Prepared*	*Analyzed*	*Dil Fac*
Ba Carrier	*94.1*		*30 - 110*	*02/10/25 08:56*	*02/28/25 12:07*	*1*
Y Carrier	*75.9*		*30 - 110*	*02/10/25 08:56*	*02/28/25 12:07*	*1*

Client: Southern Company
Project/Site: Plant McIntosh Ash Pond 1

Job ID: 680-261520-3

Client Sample ID: MCI-MGWA-6

Lab Sample ID: 680-261520-2

Date Collected: 02/03/25 16:26
Matrix: Water
Date Received: 02/05/25 09:41

Method: TAL-STL Ra226_Ra228 - Combined Radium-226 and Radium-228

Analyte	Result	Qualifier	Count Uncert. (2σ+/-)	Total Uncert. (2σ+/-)	RL	MDC	Unit	Prepared	Analyzed	Dil Fac
Combined Radium 226 + 228	0.957		0.430	0.436	5.00	0.613	pCi/L		03/05/25 08:45	1

Client Sample ID: MCI-MGWA-6A

Lab Sample ID: 680-261520-3

Date Collected: 02/04/25 09:50
Matrix: Water
Date Received: 02/05/25 09:41

Method: SW846 9315 - Radium-226 (GFPC)

Analyte	Result	Qualifier	Count Uncert. (2σ+/-)	Total Uncert. (2σ+/-)	RL	MDC	Unit	Prepared	Analyzed	Dil Fac
Radium-226	0.451		0.154	0.159	1.00	0.146	pCi/L	02/10/25 08:54	03/04/25 09:51	1

Carrier	*%Yield*	*Qualifier*	*Limits*	*Prepared*	*Analyzed*	*Dil Fac*
Ba Carrier	*88.5*		*30 - 110*	*02/10/25 08:54*	*03/04/25 09:51*	*1*

Method: SW846 9320 - Radium-228 (GFPC)

Analyte	Result	Qualifier	Count Uncert. (2σ+/-)	Total Uncert. (2σ+/-)	RL	MDC	Unit	Prepared	Analyzed	Dil Fac
Radium-228	0.907		0.494	0.501	1.00	0.710	pCi/L	02/10/25 08:56	02/28/25 12:08	1

Carrier	*%Yield*	*Qualifier*	*Limits*	*Prepared*	*Analyzed*	*Dil Fac*
Ba Carrier	*88.5*		*30 - 110*	*02/10/25 08:56*	*02/28/25 12:08*	*1*
Y Carrier	*73.3*		*30 - 110*	*02/10/25 08:56*	*02/28/25 12:08*	*1*

Method: TAL-STL Ra226_Ra228 - Combined Radium-226 and Radium-228

Analyte	Result	Qualifier	Count Uncert. (2σ+/-)	Total Uncert. (2σ+/-)	RL	MDC	Unit	Prepared	Analyzed	Dil Fac
Combined Radium 226 + 228	1.36		0.517	0.526	5.00	0.710	pCi/L		03/05/25 08:45	1

Client Sample ID: MCI-MGWA-10

Lab Sample ID: 680-261520-4

Date Collected: 02/04/25 09:38
Matrix: Water
Date Received: 02/05/25 09:41

Method: SW846 9315 - Radium-226 (GFPC)

Analyte	Result	Qualifier	Count Uncert. (2σ+/-)	Total Uncert. (2σ+/-)	RL	MDC	Unit	Prepared	Analyzed	Dil Fac
Radium-226	0.218		0.115	0.117	1.00	0.142	pCi/L	02/10/25 08:54	03/04/25 09:51	1

Carrier	*%Yield*	*Qualifier*	*Limits*	*Prepared*	*Analyzed*	*Dil Fac*
Ba Carrier	*93.9*		*30 - 110*	*02/10/25 08:54*	*03/04/25 09:51*	*1*

Client Sample ID: MCI-MGWA-10

Lab Sample ID: 680-261520-4

Date Collected: 02/04/25 09:38

Matrix: Water

Date Received: 02/05/25 09:41

Method: SW846 9320 - Radium-228 (GFPC)

Analyte	Result	Qualifier	Count Uncert. (2σ+/-)	Total Uncert. (2σ+/-)	RL	MDC	Unit	Prepared	Analyzed	Dil Fac
Radium-228	0.687		0.400	0.405	1.00	0.579	pCi/L	02/10/25 08:56	02/28/25 12:08	1

Carrier	*%Yield*	*Qualifier*	*Limits*	*Prepared*	*Analyzed*	*Dil Fac*
Ba Carrier	*93.9*		*30 - 110*	*02/10/25 08:56*	*02/28/25 12:08*	*1*
Y Carrier	*77.0*		*30 - 110*	*02/10/25 08:56*	*02/28/25 12:08*	*1*

Method: TAL-STL Ra226_Ra228 - Combined Radium-226 and Radium-228

Analyte	Result	Qualifier	Count Uncert. (2σ+/-)	Total Uncert. (2σ+/-)	RL	MDC	Unit	Prepared	Analyzed	Dil Fac
Combined Radium 226 + 228	0.905		0.416	0.422	5.00	0.579	pCi/L		03/05/25 08:45	1

Client Sample ID: MCI-MGWA-11

Lab Sample ID: 680-261520-5

Date Collected: 02/04/25 10:49

Matrix: Water

Date Received: 02/05/25 09:41

Method: SW846 9315 - Radium-226 (GFPC)

Analyte	Result	Qualifier	Count Uncert. (2σ+/-)	Total Uncert. (2σ+/-)	RL	MDC	Unit	Prepared	Analyzed	Dil Fac
Radium-226	0.196		0.124	0.125	1.00	0.171	pCi/L	02/10/25 08:54	03/04/25 09:51	1

Carrier	*%Yield*	*Qualifier*	*Limits*	*Prepared*	*Analyzed*	*Dil Fac*
Ba Carrier	*91.1*		*30 - 110*	*02/10/25 08:54*	*03/04/25 09:51*	*1*

Method: SW846 9320 - Radium-228 (GFPC)

Analyte	Result	Qualifier	Count Uncert. (2σ+/-)	Total Uncert. (2σ+/-)	RL	MDC	Unit	Prepared	Analyzed	Dil Fac
Radium-228	0.536	U	0.407	0.410	1.00	0.623	pCi/L	02/10/25 08:56	02/28/25 12:08	1

Carrier	*%Yield*	*Qualifier*	*Limits*	*Prepared*	*Analyzed*	*Dil Fac*
Ba Carrier	*91.1*		*30 - 110*	*02/10/25 08:56*	*02/28/25 12:08*	*1*
Y Carrier	*72.1*		*30 - 110*	*02/10/25 08:56*	*02/28/25 12:08*	*1*

Method: TAL-STL Ra226_Ra228 - Combined Radium-226 and Radium-228

Analyte	Result	Qualifier	Count Uncert. (2σ+/-)	Total Uncert. (2σ+/-)	RL	MDC	Unit	Prepared	Analyzed	Dil Fac
Combined Radium 226 + 228	0.732		0.425	0.429	5.00	0.623	pCi/L		03/05/25 08:45	1

Client Sample ID: MCI-MGWC-3

Lab Sample ID: 680-261520-6

Date Collected: 02/04/25 11:36

Matrix: Water

Date Received: 02/05/25 09:41

Method: SW846 9315 - Radium-226 (GFPC)

Analyte	Result	Qualifier	Count Uncert. (2σ+/-)	Total Uncert. (2σ+/-)	RL	MDC	Unit	Prepared	Analyzed	Dil Fac
Radium-226	0.654		0.180	0.189	1.00	0.157	pCi/L	02/10/25 08:54	03/04/25 09:51	1

Carrier	*%Yield*	*Qualifier*	*Limits*	*Prepared*	*Analyzed*	*Dil Fac*
Ba Carrier	*93.1*		*30 - 110*	*02/10/25 08:54*	*03/04/25 09:51*	*1*

Method: SW846 9320 - Radium-228 (GFPC)

Analyte	Result	Qualifier	Count Uncert. (2σ+/-)	Total Uncert. (2σ+/-)	RL	MDC	Unit	Prepared	Analyzed	Dil Fac
Radium-228	0.971		0.461	0.470	1.00	0.632	pCi/L	02/10/25 08:56	02/28/25 12:08	1

Carrier	*%Yield*	*Qualifier*	*Limits*	*Prepared*	*Analyzed*	*Dil Fac*
Ba Carrier	*93.1*		*30 - 110*	*02/10/25 08:56*	*02/28/25 12:08*	*1*
Y Carrier	*73.3*		*30 - 110*	*02/10/25 08:56*	*02/28/25 12:08*	*1*

Method: TAL-STL Ra226_Ra228 - Combined Radium-226 and Radium-228

Analyte	Result	Qualifier	Count Uncert. (2σ+/-)	Total Uncert. (2σ+/-)	RL	MDC	Unit	Prepared	Analyzed	Dil Fac
Combined Radium 226 + 228	1.63		0.495	0.507	5.00	0.632	pCi/L		03/05/25 08:45	1

Client Sample ID: MCI-MGWC-1

Lab Sample ID: 680-261520-7

Date Collected: 02/04/25 12:22

Matrix: Water

Date Received: 02/05/25 09:41

Method: SW846 9315 - Radium-226 (GFPC)

Analyte	Result	Qualifier	Count Uncert. (2σ+/-)	Total Uncert. (2σ+/-)	RL	MDC	Unit	Prepared	Analyzed	Dil Fac
Radium-226	1.49		0.271	0.302	1.00	0.177	pCi/L	02/10/25 08:54	03/04/25 09:51	1

Carrier	*%Yield*	*Qualifier*	*Limits*	*Prepared*	*Analyzed*	*Dil Fac*
Ba Carrier	*83.2*		*30 - 110*	*02/10/25 08:54*	*03/04/25 09:51*	*1*

Method: SW846 9320 - Radium-228 (GFPC)

Analyte	Result	Qualifier	Count Uncert. (2σ+/-)	Total Uncert. (2σ+/-)	RL	MDC	Unit	Prepared	Analyzed	Dil Fac
Radium-228	1.01		0.502	0.510	1.00	0.695	pCi/L	02/10/25 08:56	02/28/25 12:08	1

Carrier	*%Yield*	*Qualifier*	*Limits*	*Prepared*	*Analyzed*	*Dil Fac*
Ba Carrier	*83.2*		*30 - 110*	*02/10/25 08:56*	*02/28/25 12:08*	*1*
Y Carrier	*71.8*		*30 - 110*	*02/10/25 08:56*	*02/28/25 12:08*	*1*

Client Sample ID: MCI-MGWC-1

Lab Sample ID: 680-261520-7

Date Collected: 02/04/25 12:22
Matrix: Water
Date Received: 02/05/25 09:41

Method: TAL-STL Ra226_Ra228 - Combined Radium-226 and Radium-228

Analyte	Result	Qualifier	Count Uncert. (2σ+/-)	Total Uncert. (2σ+/-)	RL	MDC	Unit	Prepared	Analyzed	Dil Fac
Combined Radium 226 + 228	2.50		0.570	0.593	5.00	0.695	pCi/L		03/05/25 08:45	1

Client Sample ID: MCI-MGWC-8

Lab Sample ID: 680-261520-8

Date Collected: 02/04/25 14:24
Matrix: Water
Date Received: 02/05/25 09:41

Method: SW846 9315 - Radium-226 (GFPC)

Analyte	Result	Qualifier	Count Uncert. (2σ+/-)	Total Uncert. (2σ+/-)	RL	MDC	Unit	Prepared	Analyzed	Dil Fac
Radium-226	0.355		0.130	0.134	1.00	0.125	pCi/L	02/10/25 08:54	03/04/25 09:51	1

Carrier	*%Yield*	*Qualifier*	*Limits*	*Prepared*	*Analyzed*	*Dil Fac*
Ba Carrier	*98.5*		*30 - 110*	*02/10/25 08:54*	*03/04/25 09:51*	*1*

Method: SW846 9320 - Radium-228 (GFPC)

Analyte	Result	Qualifier	Count Uncert. (2σ+/-)	Total Uncert. (2σ+/-)	RL	MDC	Unit	Prepared	Analyzed	Dil Fac
Radium-228	1.10		0.424	0.436	1.00	0.521	pCi/L	02/10/25 08:56	02/28/25 12:08	1

Carrier	*%Yield*	*Qualifier*	*Limits*	*Prepared*	*Analyzed*	*Dil Fac*
Ba Carrier	*98.5*		*30 - 110*	*02/10/25 08:56*	*02/28/25 12:08*	*1*
Y Carrier	*72.9*		*30 - 110*	*02/10/25 08:56*	*02/28/25 12:08*	*1*

Method: TAL-STL Ra226_Ra228 - Combined Radium-226 and Radium-228

Analyte	Result	Qualifier	Count Uncert. (2σ+/-)	Total Uncert. (2σ+/-)	RL	MDC	Unit	Prepared	Analyzed	Dil Fac
Combined Radium 226 + 228	1.46		0.443	0.456	5.00	0.521	pCi/L		03/05/25 08:45	1

Client Sample ID: MCI-MGWC-12

Lab Sample ID: 680-261520-9

Date Collected: 02/04/25 14:30
Matrix: Water
Date Received: 02/05/25 09:41

Method: SW846 9315 - Radium-226 (GFPC)

Analyte	Result	Qualifier	Count Uncert. (2σ+/-)	Total Uncert. (2σ+/-)	RL	MDC	Unit	Prepared	Analyzed	Dil Fac
Radium-226	0.119	U	0.0973	0.0979	1.00	0.139	pCi/L	02/10/25 08:54	03/04/25 09:51	1

Carrier	*%Yield*	*Qualifier*	*Limits*	*Prepared*	*Analyzed*	*Dil Fac*
Ba Carrier	*81.1*		*30 - 110*	*02/10/25 08:54*	*03/04/25 09:51*	*1*

Client Sample ID: MCI-MGWC-12

Lab Sample ID: 680-261520-9

Date Collected: 02/04/25 14:30

Matrix: Water

Date Received: 02/05/25 09:41

Method: SW846 9320 - Radium-228 (GFPC)

Analyte	Result	Qualifier	Count Uncert. (2σ+/-)	Total Uncert. (2σ+/-)	RL	MDC	Unit	Prepared	Analyzed	Dil Fac
Radium-228	-0.130	U	0.292	0.292	1.00	0.604	pCi/L	02/10/25 08:56	02/28/25 12:08	1

Carrier	*%Yield*	*Qualifier*	*Limits*	*Prepared*	*Analyzed*	*Dil Fac*
Ba Carrier	*81.1*		*30 - 110*	*02/10/25 08:56*	*02/28/25 12:08*	*1*
Y Carrier	*74.0*		*30 - 110*	*02/10/25 08:56*	*02/28/25 12:08*	*1*

Method: TAL-STL Ra226_Ra228 - Combined Radium-226 and Radium-228

Analyte	Result	Qualifier	Count Uncert. (2σ+/-)	Total Uncert. (2σ+/-)	RL	MDC	Unit	Prepared	Analyzed	Dil Fac
Combined Radium 226 + 228	-0.0104	U	0.308	0.308	5.00	0.604	pCi/L		03/05/25 08:45	1

Client Sample ID: MCI-AP1-FD-01

Lab Sample ID: 680-261520-10

Date Collected: 02/04/25 00:00

Matrix: Water

Date Received: 02/05/25 09:41

Method: SW846 9315 - Radium-226 (GFPC)

Analyte	Result	Qualifier	Count Uncert. (2σ+/-)	Total Uncert. (2σ+/-)	RL	MDC	Unit	Prepared	Analyzed	Dil Fac
Radium-226	**1.13**		0.226	0.247	1.00	0.133	pCi/L	02/10/25 08:54	03/04/25 09:51	1

Carrier	*%Yield*	*Qualifier*	*Limits*	*Prepared*	*Analyzed*	*Dil Fac*
Ba Carrier	*87.8*		*30 - 110*	*02/10/25 08:54*	*03/04/25 09:51*	*1*

Method: SW846 9320 - Radium-228 (GFPC)

Analyte	Result	Qualifier	Count Uncert. (2σ+/-)	Total Uncert. (2σ+/-)	RL	MDC	Unit	Prepared	Analyzed	Dil Fac
Radium-228	**0.763**		0.448	0.454	1.00	0.653	pCi/L	02/10/25 08:56	02/28/25 12:08	1

Carrier	*%Yield*	*Qualifier*	*Limits*	*Prepared*	*Analyzed*	*Dil Fac*
Ba Carrier	*87.8*		*30 - 110*	*02/10/25 08:56*	*02/28/25 12:08*	*1*
Y Carrier	*74.0*		*30 - 110*	*02/10/25 08:56*	*02/28/25 12:08*	*1*

Method: TAL-STL Ra226_Ra228 - Combined Radium-226 and Radium-228

Analyte	Result	Qualifier	Count Uncert. (2σ+/-)	Total Uncert. (2σ+/-)	RL	MDC	Unit	Prepared	Analyzed	Dil Fac
Combined Radium 226 + 228	**1.89**		0.502	0.517	5.00	0.653	pCi/L		03/05/25 08:45	1

Client: Southern Company
Project/Site: Plant McIntosh Ash Pond 1

Job ID: 680-261520-3

Client Sample ID: MCI-AP1-EB-03

Lab Sample ID: 680-261520-11

Date Collected: 02/04/25 12:55

Matrix: Water

Date Received: 02/05/25 09:41

Method: SW846 9315 - Radium-226 (GFPC)

Analyte	Result	Qualifier	Count Uncert. (2σ+/-)	Total Uncert. (2σ+/-)	RL	MDC	Unit	Prepared	Analyzed	Dil Fac
Radium-226	-0.0195	U	0.0914	0.0914	1.00	0.190	pCi/L	02/10/25 08:54	03/04/25 09:51	1

Carrier	*%Yield*	*Qualifier*	*Limits*	*Prepared*	*Analyzed*	*Dil Fac*
Ba Carrier	*91.8*		*30 - 110*	*02/10/25 08:54*	*03/04/25 09:51*	*1*

Method: SW846 9320 - Radium-228 (GFPC)

Analyte	Result	Qualifier	Count Uncert. (2σ+/-)	Total Uncert. (2σ+/-)	RL	MDC	Unit	Prepared	Analyzed	Dil Fac
Radium-228	0.487	U	0.402	0.404	1.00	0.627	pCi/L	02/10/25 08:56	02/28/25 12:09	1

Carrier	*%Yield*	*Qualifier*	*Limits*	*Prepared*	*Analyzed*	*Dil Fac*
Ba Carrier	*91.8*		*30 - 110*	*02/10/25 08:56*	*02/28/25 12:09*	*1*
Y Carrier	*75.5*		*30 - 110*	*02/10/25 08:56*	*02/28/25 12:09*	*1*

Method: TAL-STL Ra226_Ra228 - Combined Radium-226 and Radium-228

Analyte	Result	Qualifier	Count Uncert. (2σ+/-)	Total Uncert. (2σ+/-)	RL	MDC	Unit	Prepared	Analyzed	Dil Fac
Combined Radium 226 + 228	0.467	U	0.412	0.414	5.00	0.627	pCi/L		03/05/25 08:45	1

Client Sample ID: MCI-AP1-FB-01

Lab Sample ID: 680-261520-12

Date Collected: 02/04/25 14:10

Matrix: Water

Date Received: 02/05/25 09:41

Method: SW846 9315 - Radium-226 (GFPC)

Analyte	Result	Qualifier	Count Uncert. (2σ+/-)	Total Uncert. (2σ+/-)	RL	MDC	Unit	Prepared	Analyzed	Dil Fac
Radium-226	0.00105	U	0.0731	0.0731	1.00	0.151	pCi/L	02/10/25 08:54	03/04/25 09:52	1

Carrier	*%Yield*	*Qualifier*	*Limits*	*Prepared*	*Analyzed*	*Dil Fac*
Ba Carrier	*83.4*		*30 - 110*	*02/10/25 08:54*	*03/04/25 09:52*	*1*

Method: SW846 9320 - Radium-228 (GFPC)

Analyte	Result	Qualifier	Count Uncert. (2σ+/-)	Total Uncert. (2σ+/-)	RL	MDC	Unit	Prepared	Analyzed	Dil Fac
Radium-228	0.392	U	0.388	0.390	1.00	0.620	pCi/L	02/10/25 08:56	02/28/25 12:09	1

Carrier	*%Yield*	*Qualifier*	*Limits*	*Prepared*	*Analyzed*	*Dil Fac*
Ba Carrier	*83.4*		*30 - 110*	*02/10/25 08:56*	*02/28/25 12:09*	*1*
Y Carrier	*71.4*		*30 - 110*	*02/10/25 08:56*	*02/28/25 12:09*	*1*

Client Sample ID: MCI-AP1-FB-01

Lab Sample ID: 680-261520-12

Date Collected: 02/04/25 14:10
Matrix: Water
Date Received: 02/05/25 09:41

Method: TAL-STL Ra226_Ra228 - Combined Radium-226 and Radium-228

Analyte	Result	Qualifier	Count Uncert. (2σ+/-)	Total Uncert. (2σ+/-)	RL	MDC	Unit	Prepared	Analyzed	Dil Fac
Combined Radium 226 + 228	0.393	U	0.395	0.397	5.00	0.620	pCi/L		03/05/25 08:45	1

Client Sample ID: MCI-MGWC-7

Lab Sample ID: 680-261520-13

Date Collected: 02/04/25 15:32
Matrix: Water
Date Received: 02/05/25 09:41

Method: SW846 9315 - Radium-226 (GFPC)

Analyte	Result	Qualifier	Count Uncert. (2σ+/-)	Total Uncert. (2σ+/-)	RL	MDC	Unit	Prepared	Analyzed	Dil Fac
Radium-226	**0.978**		0.232	0.248	1.00	0.182	pCi/L	02/10/25 08:54	03/04/25 09:52	1

Carrier	*%Yield*	*Qualifier*	*Limits*	*Prepared*	*Analyzed*	*Dil Fac*
Ba Carrier	*83.7*		*30 - 110*	*02/10/25 08:54*	*03/04/25 09:52*	*1*

Method: SW846 9320 - Radium-228 (GFPC)

Analyte	Result	Qualifier	Count Uncert. (2σ+/-)	Total Uncert. (2σ+/-)	RL	MDC	Unit	Prepared	Analyzed	Dil Fac
Radium-228	0.485	U	0.413	0.415	1.00	0.645	pCi/L	02/10/25 08:56	02/28/25 12:09	1

Carrier	*%Yield*	*Qualifier*	*Limits*	*Prepared*	*Analyzed*	*Dil Fac*
Ba Carrier	*83.7*		*30 - 110*	*02/10/25 08:56*	*02/28/25 12:09*	*1*
Y Carrier	*75.5*		*30 - 110*	*02/10/25 08:56*	*02/28/25 12:09*	*1*

Method: TAL-STL Ra226_Ra228 - Combined Radium-226 and Radium-228

Analyte	Result	Qualifier	Count Uncert. (2σ+/-)	Total Uncert. (2σ+/-)	RL	MDC	Unit	Prepared	Analyzed	Dil Fac
Combined Radium 226 + 228	**1.46**		0.474	0.483	5.00	0.645	pCi/L		03/05/25 08:45	1

Client Sample ID: MCI-MGWC-20

Lab Sample ID: 680-261520-14

Date Collected: 02/04/25 16:15
Matrix: Water
Date Received: 02/05/25 09:41

Method: SW846 9315 - Radium-226 (GFPC)

Analyte	Result	Qualifier	Count Uncert. (2σ+/-)	Total Uncert. (2σ+/-)	RL	MDC	Unit	Prepared	Analyzed	Dil Fac
Radium-226	**0.153**		0.104	0.105	1.00	0.142	pCi/L	02/10/25 08:54	03/04/25 09:52	1

Carrier	*%Yield*	*Qualifier*	*Limits*	*Prepared*	*Analyzed*	*Dil Fac*
Ba Carrier	*89.5*		*30 - 110*	*02/10/25 08:54*	*03/04/25 09:52*	*1*

Client Sample ID: MCI-MGWC-20

Lab Sample ID: 680-261520-14

Date Collected: 02/04/25 16:15

Matrix: Water

Date Received: 02/05/25 09:41

Method: SW846 9320 - Radium-228 (GFPC)

Analyte	Result	Qualifier	Count Uncert. (2σ+/-)	Total Uncert. (2σ+/-)	RL	MDC	Unit	Prepared	Analyzed	Dil Fac
Radium-228	0.171	U	0.390	0.390	1.00	0.682	pCi/L	02/10/25 08:56	02/28/25 12:09	1

Carrier	*%Yield*	*Qualifier*	*Limits*	*Prepared*	*Analyzed*	*Dil Fac*
Ba Carrier	*89.5*		*30 - 110*	*02/10/25 08:56*	*02/28/25 12:09*	*1*
Y Carrier	*71.8*		*30 - 110*	*02/10/25 08:56*	*02/28/25 12:09*	*1*

Method: TAL-STL Ra226_Ra228 - Combined Radium-226 and Radium-228

Analyte	Result	Qualifier	Count Uncert. (2σ+/-)	Total Uncert. (2σ+/-)	RL	MDC	Unit	Prepared	Analyzed	Dil Fac
Combined Radium 226 + 228	0.324	U	0.404	0.404	5.00	0.682	pCi/L		03/05/25 08:45	1

Client Sample ID: MCI-AP1-EB-04

Lab Sample ID: 680-261520-15

Date Collected: 02/04/25 15:50

Matrix: Water

Date Received: 02/05/25 09:41

Method: SW846 9315 - Radium-226 (GFPC)

Analyte	Result	Qualifier	Count Uncert. (2σ+/-)	Total Uncert. (2σ+/-)	RL	MDC	Unit	Prepared	Analyzed	Dil Fac
Radium-226	0.0183	U	0.0793	0.0793	1.00	0.153	pCi/L	02/10/25 08:54	03/04/25 09:52	1

Carrier	*%Yield*	*Qualifier*	*Limits*	*Prepared*	*Analyzed*	*Dil Fac*
Ba Carrier	*89.8*		*30 - 110*	*02/10/25 08:54*	*03/04/25 09:52*	*1*

Method: SW846 9320 - Radium-228 (GFPC)

Analyte	Result	Qualifier	Count Uncert. (2σ+/-)	Total Uncert. (2σ+/-)	RL	MDC	Unit	Prepared	Analyzed	Dil Fac
Radium-228	**0.818**		0.442	0.448	1.00	0.615	pCi/L	02/10/25 08:56	02/28/25 12:09	1

Carrier	*%Yield*	*Qualifier*	*Limits*	*Prepared*	*Analyzed*	*Dil Fac*
Ba Carrier	*89.8*		*30 - 110*	*02/10/25 08:56*	*02/28/25 12:09*	*1*
Y Carrier	*70.3*		*30 - 110*	*02/10/25 08:56*	*02/28/25 12:09*	*1*

Method: TAL-STL Ra226_Ra228 - Combined Radium-226 and Radium-228

Analyte	Result	Qualifier	Count Uncert. (2σ+/-)	Total Uncert. (2σ+/-)	RL	MDC	Unit	Prepared	Analyzed	Dil Fac
Combined Radium 226 + 228	**0.837**		0.449	0.455	5.00	0.615	pCi/L		03/05/25 08:45	1

Client: Southern Company
Project/Site: Plant McIntosh Ash Pond 1

Job ID: 680-261520-3

Client Sample ID: MCI-AP1-FB-02

Date Collected: 02/04/25 16:15
Date Received: 02/05/25 09:41

Lab Sample ID: 680-261520-16

Matrix: Water

Method: SW846 9315 - Radium-226 (GFPC)

Analyte	Result	Qualifier	Count Uncert. (2σ+/-)	Total Uncert. (2σ+/-)	RL	MDC	Unit	Prepared	Analyzed	Dil Fac
Radium-226	0.0636	U	0.111	0.111	1.00	0.193	pCi/L	02/10/25 08:54	03/04/25 09:52	1

Carrier	*%Yield*	*Qualifier*	*Limits*	*Prepared*	*Analyzed*	*Dil Fac*
Ba Carrier	*91.6*		*30 - 110*	*02/10/25 08:54*	*03/04/25 09:52*	*1*

Method: SW846 9320 - Radium-228 (GFPC)

Analyte	Result	Qualifier	Count Uncert. (2σ+/-)	Total Uncert. (2σ+/-)	RL	MDC	Unit	Prepared	Analyzed	Dil Fac
Radium-228	0.313	U	0.403	0.404	1.00	0.671	pCi/L	02/10/25 08:56	02/28/25 12:09	1

Carrier	*%Yield*	*Qualifier*	*Limits*	*Prepared*	*Analyzed*	*Dil Fac*
Ba Carrier	*91.6*		*30 - 110*	*02/10/25 08:56*	*02/28/25 12:09*	*1*
Y Carrier	*77.0*		*30 - 110*	*02/10/25 08:56*	*02/28/25 12:09*	*1*

Method: TAL-STL Ra226_Ra228 - Combined Radium-226 and Radium-228

Analyte	Result	Qualifier	Count Uncert. (2σ+/-)	Total Uncert. (2σ+/-)	RL	MDC	Unit	Prepared	Analyzed	Dil Fac
Combined Radium 226 + 228	0.377	U	0.418	0.419	5.00	0.671	pCi/L		03/05/25 08:45	1

Tracer/Carrier Summary

Client: Southern Company
Job ID: 680-261520-3
Project/Site: Plant McIntosh Ash Pond 1

Method: 9315 - Radium-226 (GFPC)

Matrix: Water **Prep Type: Total/NA**

		Percent Yield (Acceptance Limits)
		Ba
Lab Sample ID	Client Sample ID	(30-110)
680-261520-1	MCI-MGWA-5	91.8
680-261520-1 DU	MCI-MGWA-5	86.2
680-261520-2	MCI-MGWA-6	94.1
680-261520-3	MCI-MGWA-6A	88.5
680-261520-4	MCI-MGWA-10	93.9
680-261520-5	MCI-MGWA-11	91.1
680-261520-6	MCI-MGWC-3	93.1
680-261520-7	MCI-MGWC-1	83.2
680-261520-8	MCI-MGWC-8	98.5
680-261520-9	MCI-MGWC-12	81.1
680-261520-10	MCI-AP1-FD-01	87.8
680-261520-11	MCI-AP1-EB-03	91.8
680-261520-12	MCI-AP1-FB-01	83.4
680-261520-13	MCI-MGWC-7	83.7
680-261520-14	MCI-MGWC-20	89.5
680-261520-15	MCI-AP1-EB-04	89.8
680-261520-16	MCI-AP1-FB-02	91.6
LCS 160-702250/2-A	Lab Control Sample	96.9
MB 160-702250/1-A	Method Blank	90.3

Tracer/Carrier Legend

Ba = Ba Carrier

Method: 9320 - Radium-228 (GFPC)

Matrix: Water **Prep Type: Total/NA**

		Percent Yield (Acceptance Limits)	
		Ba	Y
Lab Sample ID	Client Sample ID	(30-110)	(30-110)
680-261520-1	MCI-MGWA-5	91.8	76.3
680-261520-1 DU	MCI-MGWA-5	86.2	70.7
680-261520-2	MCI-MGWA-6	94.1	75.9
680-261520-3	MCI-MGWA-6A	88.5	73.3
680-261520-4	MCI-MGWA-10	93.9	77.0
680-261520-5	MCI-MGWA-11	91.1	72.1
680-261520-6	MCI-MGWC-3	93.1	73.3
680-261520-7	MCI-MGWC-1	83.2	71.8
680-261520-8	MCI-MGWC-8	98.5	72.9
680-261520-9	MCI-MGWC-12	81.1	74.0
680-261520-10	MCI-AP1-FD-01	87.8	74.0
680-261520-11	MCI-AP1-EB-03	91.8	75.5
680-261520-12	MCI-AP1-FB-01	83.4	71.4
680-261520-13	MCI-MGWC-7	83.7	75.5
680-261520-14	MCI-MGWC-20	89.5	71.8
680-261520-15	MCI-AP1-EB-04	89.8	70.3
680-261520-16	MCI-AP1-FB-02	91.6	77.0
LCS 160-702253/2-A	Lab Control Sample	96.9	77.0
MB 160-702253/1-A	Method Blank	90.3	75.5

Tracer/Carrier Legend

Ba = Ba Carrier

Tracer/Carrier Summary

Client: Southern Company
Job ID: 680-261520-3
Project/Site: Plant McIntosh Ash Pond 1

Y = Y Carrier

Method: 9315 - Radium-226 (GFPC)

Lab Sample ID: MB 160-702250/1-A
Matrix: Water
Analysis Batch: 705882

Client Sample ID: Method Blank
Prep Type: Total/NA
Prep Batch: 702250

Analyte	MB Result	MB Qualifier	Count Uncert. (2σ+/-)	Total Uncert. (2σ+/-)	RL	MDC	Unit	Prepared	Analyzed	Dil Fac
Radium-226	0.05810	U	0.0799	0.0801	1.00	0.135	pCi/L	02/10/25 08:54	03/04/25 09:40	1

Carrier	*MB %Yield*	*MB Qualifier*	*Limits*	*Prepared*	*Analyzed*	*Dil Fac*
Ba Carrier	*90.3*		*30 - 110*	*02/10/25 08:54*	*03/04/25 09:40*	*1*

Lab Sample ID: LCS 160-702250/2-A
Matrix: Water
Analysis Batch: 705882

Client Sample ID: Lab Control Sample
Prep Type: Total/NA
Prep Batch: 702250

Analyte			Spike Added	LCS Result	LCS Qual	Total Uncert. (2σ+/-)	RL	MDC	Unit	%Rec	%Rec Limits		
Radium-226			9.58	8.614		0.968	1.00	0.181	pCi/L	90	75 - 125		

Carrier	*LCS %Yield*	*LCS Qualifier*	*Limits*
Ba Carrier	*96.9*		*30 - 110*

Lab Sample ID: 680-261520-1 DU
Matrix: Water
Analysis Batch: 705882

Client Sample ID: MCI-MGWA-5
Prep Type: Total/NA
Prep Batch: 702250

Analyte	Sample Result	Sample Qual		DU Result	DU Qual	Total Uncert. (2σ+/-)	RL	MDC	Unit			RER	RER Limit
Radium-226	-0.0384	U		0.06110	U	0.0871	1.00	0.148	pCi/L			0.71	1

Carrier	*DU %Yield*	*DU Qualifier*	*Limits*
Ba Carrier	*86.2*		*30 - 110*

Method: 9320 - Radium-228 (GFPC)

Lab Sample ID: MB 160-702253/1-A
Matrix: Water
Analysis Batch: 705324

Client Sample ID: Method Blank
Prep Type: Total/NA
Prep Batch: 702253

Analyte	MB Result	MB Qualifier	Count Uncert. (2σ+/-)	Total Uncert. (2σ+/-)	RL	MDC	Unit	Prepared	Analyzed	Dil Fac
Radium-228	0.5474	U	0.397	0.401	1.00	0.604	pCi/L	02/10/25 08:56	02/28/25 11:57	1

Carrier	*MB %Yield*	*MB Qualifier*	*Limits*	*Prepared*	*Analyzed*	*Dil Fac*
Ba Carrier	*90.3*		*30 - 110*	*02/10/25 08:56*	*02/28/25 11:57*	*1*
Y Carrier	*75.5*		*30 - 110*	*02/10/25 08:56*	*02/28/25 11:57*	*1*

Method: 9320 - Radium-228 (GFPC) (Continued)

Lab Sample ID: LCS 160-702253/2-A
Matrix: Water
Analysis Batch: 705324

Client Sample ID: Lab Control Sample
Prep Type: Total/NA
Prep Batch: 702253

Analyte			Spike Added	LCS Result	LCS Qual	Total Uncert. (2σ+/-)	RL	MDC	Unit	%Rec	%Rec Limits		
Radium-228			8.06	8.562		1.22	1.00	0.533	pCi/L	106	75 - 125		

Carrier	*LCS %Yield*	*LCS Qualifier*	*Limits*
Ba Carrier	*96.9*		*30 - 110*
Y Carrier	*77.0*		*30 - 110*

Lab Sample ID: 680-261520-1 DU
Matrix: Water
Analysis Batch: 705326

Client Sample ID: MCI-MGWA-5
Prep Type: Total/NA
Prep Batch: 702253

Analyte	Sample Result	Sample Qual		DU Result	DU Qual	Total Uncert. (2σ+/-)	RL	MDC	Unit			RER	RER Limit
Radium-228	0.0738	U		0.9438	F	0.501	1.00	0.697	pCi/L			1.12	1

Carrier	*DU %Yield*	*DU Qualifier*	*Limits*
Ba Carrier	*86.2*		*30 - 110*
Y Carrier	*70.7*		*30 - 110*

QC Association Summary

Client: Southern Company
Project/Site: Plant McIntosh Ash Pond 1

Job ID: 680-261520-3

Rad

Prep Batch: 702250

Lab Sample ID	Client Sample ID	Prep Type	Matrix	Method	Prep Batch
680-261520-1	MCI-MGWA-5	Total/NA	Water	PrecSep-21	
680-261520-2	MCI-MGWA-6	Total/NA	Water	PrecSep-21	
680-261520-3	MCI-MGWA-6A	Total/NA	Water	PrecSep-21	
680-261520-4	MCI-MGWA-10	Total/NA	Water	PrecSep-21	
680-261520-5	MCI-MGWA-11	Total/NA	Water	PrecSep-21	
680-261520-6	MCI-MGWC-3	Total/NA	Water	PrecSep-21	
680-261520-7	MCI-MGWC-1	Total/NA	Water	PrecSep-21	
680-261520-8	MCI-MGWC-8	Total/NA	Water	PrecSep-21	
680-261520-9	MCI-MGWC-12	Total/NA	Water	PrecSep-21	
680-261520-10	MCI-AP1-FD-01	Total/NA	Water	PrecSep-21	
680-261520-11	MCI-AP1-EB-03	Total/NA	Water	PrecSep-21	
680-261520-12	MCI-AP1-FB-01	Total/NA	Water	PrecSep-21	
680-261520-13	MCI-MGWC-7	Total/NA	Water	PrecSep-21	
680-261520-14	MCI-MGWC-20	Total/NA	Water	PrecSep-21	
680-261520-15	MCI-AP1-EB-04	Total/NA	Water	PrecSep-21	
680-261520-16	MCI-AP1-FB-02	Total/NA	Water	PrecSep-21	
MB 160-702250/1-A	Method Blank	Total/NA	Water	PrecSep-21	
LCS 160-702250/2-A	Lab Control Sample	Total/NA	Water	PrecSep-21	
680-261520-1 DU	MCI-MGWA-5	Total/NA	Water	PrecSep-21	

Prep Batch: 702253

Lab Sample ID	Client Sample ID	Prep Type	Matrix	Method	Prep Batch
680-261520-1	MCI-MGWA-5	Total/NA	Water	PrecSep_0	
680-261520-2	MCI-MGWA-6	Total/NA	Water	PrecSep_0	
680-261520-3	MCI-MGWA-6A	Total/NA	Water	PrecSep_0	
680-261520-4	MCI-MGWA-10	Total/NA	Water	PrecSep_0	
680-261520-5	MCI-MGWA-11	Total/NA	Water	PrecSep_0	
680-261520-6	MCI-MGWC-3	Total/NA	Water	PrecSep_0	
680-261520-7	MCI-MGWC-1	Total/NA	Water	PrecSep_0	
680-261520-8	MCI-MGWC-8	Total/NA	Water	PrecSep_0	
680-261520-9	MCI-MGWC-12	Total/NA	Water	PrecSep_0	
680-261520-10	MCI-AP1-FD-01	Total/NA	Water	PrecSep_0	
680-261520-11	MCI-AP1-EB-03	Total/NA	Water	PrecSep_0	
680-261520-12	MCI-AP1-FB-01	Total/NA	Water	PrecSep_0	
680-261520-13	MCI-MGWC-7	Total/NA	Water	PrecSep_0	
680-261520-14	MCI-MGWC-20	Total/NA	Water	PrecSep_0	
680-261520-15	MCI-AP1-EB-04	Total/NA	Water	PrecSep_0	
680-261520-16	MCI-AP1-FB-02	Total/NA	Water	PrecSep_0	
MB 160-702253/1-A	Method Blank	Total/NA	Water	PrecSep_0	
LCS 160-702253/2-A	Lab Control Sample	Total/NA	Water	PrecSep_0	
680-261520-1 DU	MCI-MGWA-5	Total/NA	Water	PrecSep_0	

Lab Chronicle

Client: Southern Company
Project/Site: Plant McIntosh Ash Pond 1

Job ID: 680-261520-3

Client Sample ID: MCI-MGWA-5

Lab Sample ID: 680-261520-1

Date Collected: 02/03/25 16:32

Matrix: Water

Date Received: 02/05/25 09:41

Prep Type	Batch Type	Batch Method	Run	Dil Factor	Initial Amount	Final Amount	Batch Number	Prepared or Analyzed	Analyst	Lab
Total/NA	Prep	PrecSep-21			1003.88 mL	1.0 g	702250	02/10/25 08:54	OGC	EET SL
Total/NA	Analysis	9315		1			705882	03/04/25 09:41	SRE	EET SL
	Instrument ID: GFPCRED									
Total/NA	Prep	PrecSep_0			1003.88 mL	1.0 g	702253	02/10/25 08:56	OGC	EET SL
Total/NA	Analysis	9320		1			705326	02/28/25 12:07	SWS	EET SL
	Instrument ID: GFPCBLUE									
Total/NA	Analysis	Ra226_Ra228		1			706170	03/05/25 08:45	FLC	EET SL
	Instrument ID: NOEQUIP									

Client Sample ID: MCI-MGWA-6

Lab Sample ID: 680-261520-2

Date Collected: 02/03/25 16:26

Matrix: Water

Date Received: 02/05/25 09:41

Prep Type	Batch Type	Batch Method	Run	Dil Factor	Initial Amount	Final Amount	Batch Number	Prepared or Analyzed	Analyst	Lab
Total/NA	Prep	PrecSep-21			1001.74 mL	1.0 g	702250	02/10/25 08:54	OGC	EET SL
Total/NA	Analysis	9315		1			705882	03/04/25 10:16	SRE	EET SL
	Instrument ID: GFPCRED									
Total/NA	Prep	PrecSep_0			1001.74 mL	1.0 g	702253	02/10/25 08:56	OGC	EET SL
Total/NA	Analysis	9320		1			705326	02/28/25 12:07	SWS	EET SL
	Instrument ID: GFPCBLUE									
Total/NA	Analysis	Ra226_Ra228		1			706170	03/05/25 08:45	FLC	EET SL
	Instrument ID: NOEQUIP									

Client Sample ID: MCI-MGWA-6A

Lab Sample ID: 680-261520-3

Date Collected: 02/04/25 09:50

Matrix: Water

Date Received: 02/05/25 09:41

Prep Type	Batch Type	Batch Method	Run	Dil Factor	Initial Amount	Final Amount	Batch Number	Prepared or Analyzed	Analyst	Lab
Total/NA	Prep	PrecSep-21			1003.60 mL	1.0 g	702250	02/10/25 08:54	OGC	EET SL
Total/NA	Analysis	9315		1			705883	03/04/25 09:51	SWS	EET SL
	Instrument ID: GFPCBLUE									
Total/NA	Prep	PrecSep_0			1003.60 mL	1.0 g	702253	02/10/25 08:56	OGC	EET SL
Total/NA	Analysis	9320		1			705326	02/28/25 12:08	SWS	EET SL
	Instrument ID: GFPCBLUE									
Total/NA	Analysis	Ra226_Ra228		1			706170	03/05/25 08:45	FLC	EET SL
	Instrument ID: NOEQUIP									

Client Sample ID: MCI-MGWA-10

Lab Sample ID: 680-261520-4

Date Collected: 02/04/25 09:38

Matrix: Water

Date Received: 02/05/25 09:41

Prep Type	Batch Type	Batch Method	Run	Dil Factor	Initial Amount	Final Amount	Batch Number	Prepared or Analyzed	Analyst	Lab
Total/NA	Prep	PrecSep-21			1000.72 mL	1.0 g	702250	02/10/25 08:54	OGC	EET SL
Total/NA	Analysis	9315		1			705883	03/04/25 09:51	SWS	EET SL
	Instrument ID: GFPCBLUE									

Lab Chronicle

Client: Southern Company
Project/Site: Plant McIntosh Ash Pond 1

Job ID: 680-261520-3

Client Sample ID: MCI-MGWA-10

Lab Sample ID: 680-261520-4

Date Collected: 02/04/25 09:38

Matrix: Water

Date Received: 02/05/25 09:41

Prep Type	Batch Type	Batch Method	Run	Dil Factor	Initial Amount	Final Amount	Batch Number	Prepared or Analyzed	Analyst	Lab
Total/NA	Prep	PrecSep_0			1000.72 mL	1.0 g	702253	02/10/25 08:56	OGC	EET SL
Total/NA	Analysis	9320		1			705326	02/28/25 12:08	SWS	EET SL
	Instrument ID: GFPCBLUE									
Total/NA	Analysis	Ra226_Ra228		1			706170	03/05/25 08:45	FLC	EET SL
	Instrument ID: NOEQUIP									

Client Sample ID: MCI-MGWA-11

Lab Sample ID: 680-261520-5

Date Collected: 02/04/25 10:49

Matrix: Water

Date Received: 02/05/25 09:41

Prep Type	Batch Type	Batch Method	Run	Dil Factor	Initial Amount	Final Amount	Batch Number	Prepared or Analyzed	Analyst	Lab
Total/NA	Prep	PrecSep-21			1000.90 mL	1.0 g	702250	02/10/25 08:54	OGC	EET SL
Total/NA	Analysis	9315		1			705883	03/04/25 09:51	SWS	EET SL
	Instrument ID: GFPCBLUE									
Total/NA	Prep	PrecSep_0			1000.90 mL	1.0 g	702253	02/10/25 08:56	OGC	EET SL
Total/NA	Analysis	9320		1			705326	02/28/25 12:08	SWS	EET SL
	Instrument ID: GFPCBLUE									
Total/NA	Analysis	Ra226_Ra228		1			706170	03/05/25 08:45	FLC	EET SL
	Instrument ID: NOEQUIP									

Client Sample ID: MCI-MGWC-3

Lab Sample ID: 680-261520-6

Date Collected: 02/04/25 11:36

Matrix: Water

Date Received: 02/05/25 09:41

Prep Type	Batch Type	Batch Method	Run	Dil Factor	Initial Amount	Final Amount	Batch Number	Prepared or Analyzed	Analyst	Lab
Total/NA	Prep	PrecSep-21			1001.70 mL	1.0 g	702250	02/10/25 08:54	OGC	EET SL
Total/NA	Analysis	9315		1			705883	03/04/25 09:51	SWS	EET SL
	Instrument ID: GFPCBLUE									
Total/NA	Prep	PrecSep_0			1001.70 mL	1.0 g	702253	02/10/25 08:56	OGC	EET SL
Total/NA	Analysis	9320		1			705326	02/28/25 12:08	SWS	EET SL
	Instrument ID: GFPCBLUE									
Total/NA	Analysis	Ra226_Ra228		1			706170	03/05/25 08:45	FLC	EET SL
	Instrument ID: NOEQUIP									

Client Sample ID: MCI-MGWC-1

Lab Sample ID: 680-261520-7

Date Collected: 02/04/25 12:22

Matrix: Water

Date Received: 02/05/25 09:41

Prep Type	Batch Type	Batch Method	Run	Dil Factor	Initial Amount	Final Amount	Batch Number	Prepared or Analyzed	Analyst	Lab
Total/NA	Prep	PrecSep-21			1000.65 mL	1.0 g	702250	02/10/25 08:54	OGC	EET SL
Total/NA	Analysis	9315		1			705883	03/04/25 09:51	SWS	EET SL
	Instrument ID: GFPCBLUE									
Total/NA	Prep	PrecSep_0			1000.65 mL	1.0 g	702253	02/10/25 08:56	OGC	EET SL
Total/NA	Analysis	9320		1			705326	02/28/25 12:08	SWS	EET SL
	Instrument ID: GFPCBLUE									

Lab Chronicle

Client: Southern Company
Project/Site: Plant McIntosh Ash Pond 1

Job ID: 680-261520-3

Client Sample ID: MCI-MGWC-1

Lab Sample ID: 680-261520-7

Date Collected: 02/04/25 12:22

Matrix: Water

Date Received: 02/05/25 09:41

Prep Type	Batch Type	Batch Method	Run	Dil Factor	Initial Amount	Final Amount	Batch Number	Prepared or Analyzed	Analyst	Lab
Total/NA	Analysis	Ra226_Ra228		1			706170	03/05/25 08:45	FLC	EET SL

Client Sample ID: MCI-MGWC-8

Lab Sample ID: 680-261520-8

Date Collected: 02/04/25 14:24

Matrix: Water

Date Received: 02/05/25 09:41

Prep Type	Batch Type	Batch Method	Run	Dil Factor	Initial Amount	Final Amount	Batch Number	Prepared or Analyzed	Analyst	Lab
Total/NA	Prep	PrecSep-21			1001.98 mL	1.0 g	702250	02/10/25 08:54	OGC	EET SL
Total/NA	Analysis	9315		1			705883	03/04/25 09:51	SWS	EET SL
	Instrument ID: GFPCBLUE									
Total/NA	Prep	PrecSep_0			1001.98 mL	1.0 g	702253	02/10/25 08:56	OGC	EET SL
Total/NA	Analysis	9320		1			705326	02/28/25 12:08	SWS	EET SL
	Instrument ID: GFPCBLUE									
Total/NA	Analysis	Ra226_Ra228		1			706170	03/05/25 08:45	FLC	EET SL
	Instrument ID: NOEQUIP									

Client Sample ID: MCI-MGWC-12

Lab Sample ID: 680-261520-9

Date Collected: 02/04/25 14:30

Matrix: Water

Date Received: 02/05/25 09:41

Prep Type	Batch Type	Batch Method	Run	Dil Factor	Initial Amount	Final Amount	Batch Number	Prepared or Analyzed	Analyst	Lab
Total/NA	Prep	PrecSep-21			1001.86 mL	1.0 g	702250	02/10/25 08:54	OGC	EET SL
Total/NA	Analysis	9315		1			705883	03/04/25 09:51	SWS	EET SL
	Instrument ID: GFPCBLUE									
Total/NA	Prep	PrecSep_0			1001.86 mL	1.0 g	702253	02/10/25 08:56	OGC	EET SL
Total/NA	Analysis	9320		1			705326	02/28/25 12:08	SWS	EET SL
	Instrument ID: GFPCBLUE									
Total/NA	Analysis	Ra226_Ra228		1			706170	03/05/25 08:45	FLC	EET SL
	Instrument ID: NOEQUIP									

Client Sample ID: MCI-AP1-FD-01

Lab Sample ID: 680-261520-10

Date Collected: 02/04/25 00:00

Matrix: Water

Date Received: 02/05/25 09:41

Prep Type	Batch Type	Batch Method	Run	Dil Factor	Initial Amount	Final Amount	Batch Number	Prepared or Analyzed	Analyst	Lab
Total/NA	Prep	PrecSep-21			1003.53 mL	1.0 g	702250	02/10/25 08:54	OGC	EET SL
Total/NA	Analysis	9315		1			705883	03/04/25 09:51	SWS	EET SL
	Instrument ID: GFPCBLUE									
Total/NA	Prep	PrecSep_0			1003.53 mL	1.0 g	702253	02/10/25 08:56	OGC	EET SL
Total/NA	Analysis	9320		1			705326	02/28/25 12:08	SWS	EET SL
	Instrument ID: GFPCBLUE									
Total/NA	Analysis	Ra226_Ra228		1			706170	03/05/25 08:45	FLC	EET SL
	Instrument ID: NOEQUIP									

Client Sample ID: MCI-AP1-EB-03
Lab Sample ID: 680-261520-11

Date Collected: 02/04/25 12:55
Matrix: Water
Date Received: 02/05/25 09:41

Prep Type	Batch Type	Batch Method	Run	Dil Factor	Initial Amount	Final Amount	Batch Number	Prepared or Analyzed	Analyst	Lab
Total/NA	Prep	PrecSep-21			1002.95 mL	1.0 g	702250	02/10/25 08:54	OGC	EET SL
Total/NA	Analysis	9315		1			705883	03/04/25 09:51	SWS	EET SL
	Instrument ID: GFPCBLUE									
Total/NA	Prep	PrecSep_0			1002.95 mL	1.0 g	702253	02/10/25 08:56	OGC	EET SL
Total/NA	Analysis	9320		1			705326	02/28/25 12:09	SWS	EET SL
	Instrument ID: GFPCBLUE									
Total/NA	Analysis	Ra226_Ra228		1			706170	03/05/25 08:45	FLC	EET SL
	Instrument ID: NOEQUIP									

Client Sample ID: MCI-AP1-FB-01
Lab Sample ID: 680-261520-12

Date Collected: 02/04/25 14:10
Matrix: Water
Date Received: 02/05/25 09:41

Prep Type	Batch Type	Batch Method	Run	Dil Factor	Initial Amount	Final Amount	Batch Number	Prepared or Analyzed	Analyst	Lab
Total/NA	Prep	PrecSep-21			1001.01 mL	1.0 g	702250	02/10/25 08:54	OGC	EET SL
Total/NA	Analysis	9315		1			705883	03/04/25 09:52	SWS	EET SL
	Instrument ID: GFPCBLUE									
Total/NA	Prep	PrecSep_0			1001.01 mL	1.0 g	702253	02/10/25 08:56	OGC	EET SL
Total/NA	Analysis	9320		1			705326	02/28/25 12:09	SWS	EET SL
	Instrument ID: GFPCBLUE									
Total/NA	Analysis	Ra226_Ra228		1			706170	03/05/25 08:45	FLC	EET SL
	Instrument ID: NOEQUIP									

Client Sample ID: MCI-MGWC-7
Lab Sample ID: 680-261520-13

Date Collected: 02/04/25 15:32
Matrix: Water
Date Received: 02/05/25 09:41

Prep Type	Batch Type	Batch Method	Run	Dil Factor	Initial Amount	Final Amount	Batch Number	Prepared or Analyzed	Analyst	Lab
Total/NA	Prep	PrecSep-21			1000.77 mL	1.0 g	702250	02/10/25 08:54	OGC	EET SL
Total/NA	Analysis	9315		1			705883	03/04/25 09:52	SWS	EET SL
	Instrument ID: GFPCBLUE									
Total/NA	Prep	PrecSep_0			1000.77 mL	1.0 g	702253	02/10/25 08:56	OGC	EET SL
Total/NA	Analysis	9320		1			705326	02/28/25 12:09	SWS	EET SL
	Instrument ID: GFPCBLUE									
Total/NA	Analysis	Ra226_Ra228		1			706170	03/05/25 08:45	FLC	EET SL
	Instrument ID: NOEQUIP									

Client Sample ID: MCI-MGWC-20
Lab Sample ID: 680-261520-14

Date Collected: 02/04/25 16:15
Matrix: Water
Date Received: 02/05/25 09:41

Prep Type	Batch Type	Batch Method	Run	Dil Factor	Initial Amount	Final Amount	Batch Number	Prepared or Analyzed	Analyst	Lab
Total/NA	Prep	PrecSep-21			1001.40 mL	1.0 g	702250	02/10/25 08:54	OGC	EET SL
Total/NA	Analysis	9315		1			705883	03/04/25 09:52	SWS	EET SL
	Instrument ID: GFPCBLUE									

Lab Chronicle

Client: Southern Company
Project/Site: Plant McIntosh Ash Pond 1

Job ID: 680-261520-3

Client Sample ID: MCI-MGWC-20

Lab Sample ID: 680-261520-14

Date Collected: 02/04/25 16:15

Matrix: Water

Date Received: 02/05/25 09:41

Prep Type	Batch Type	Batch Method	Run	Dil Factor	Initial Amount	Final Amount	Batch Number	Prepared or Analyzed	Analyst	Lab
Total/NA	Prep	PrecSep_0			1001.40 mL	1.0 g	702253	02/10/25 08:56	OGC	EET SL
Total/NA	Analysis	9320		1			705326	02/28/25 12:09	SWS	EET SL
	Instrument ID: GFPCBLUE									
Total/NA	Analysis	Ra226_Ra228		1			706170	03/05/25 08:45	FLC	EET SL
	Instrument ID: NOEQUIP									

Client Sample ID: MCI-AP1-EB-04

Lab Sample ID: 680-261520-15

Date Collected: 02/04/25 15:50

Matrix: Water

Date Received: 02/05/25 09:41

Prep Type	Batch Type	Batch Method	Run	Dil Factor	Initial Amount	Final Amount	Batch Number	Prepared or Analyzed	Analyst	Lab
Total/NA	Prep	PrecSep-21			1002.62 mL	1.0 g	702250	02/10/25 08:54	OGC	EET SL
Total/NA	Analysis	9315		1			705883	03/04/25 09:52	SWS	EET SL
	Instrument ID: GFPCBLUE									
Total/NA	Prep	PrecSep_0			1002.62 mL	1.0 g	702253	02/10/25 08:56	OGC	EET SL
Total/NA	Analysis	9320		1			705326	02/28/25 12:09	SWS	EET SL
	Instrument ID: GFPCBLUE									
Total/NA	Analysis	Ra226_Ra228		1			706170	03/05/25 08:45	FLC	EET SL
	Instrument ID: NOEQUIP									

Client Sample ID: MCI-AP1-FB-02

Lab Sample ID: 680-261520-16

Date Collected: 02/04/25 16:15

Matrix: Water

Date Received: 02/05/25 09:41

Prep Type	Batch Type	Batch Method	Run	Dil Factor	Initial Amount	Final Amount	Batch Number	Prepared or Analyzed	Analyst	Lab
Total/NA	Prep	PrecSep-21			1003.74 mL	1.0 g	702250	02/10/25 08:54	OGC	EET SL
Total/NA	Analysis	9315		1			705883	03/04/25 09:52	SWS	EET SL
	Instrument ID: GFPCBLUE									
Total/NA	Prep	PrecSep_0			1003.74 mL	1.0 g	702253	02/10/25 08:56	OGC	EET SL
Total/NA	Analysis	9320		1			705326	02/28/25 12:09	SWS	EET SL
	Instrument ID: GFPCBLUE									
Total/NA	Analysis	Ra226_Ra228		1			706170	03/05/25 08:45	FLC	EET SL
	Instrument ID: NOEQUIP									

Laboratory References:

EET SL = Eurofins St. Louis, 13715 Rider Trail North, Earth City, MO 63045, TEL (314)298-8566

Accreditation/Certification Summary

Client: Southern Company
Job ID: 680-261520-3
Project/Site: Plant McIntosh Ash Pond 1

Laboratory: Eurofins St. Louis

The accreditations/certifications listed below are applicable to this report.

Authority	Program	Identification Number	Expiration Date
Florida	NELAP	E87689	06-30-25

Method Summary

Client: Southern Company
Project/Site: Plant McIntosh Ash Pond 1

Job ID: 680-261520-3

Method	Method Description	Protocol	Laboratory
9315	Radium-226 (GFPC)	SW846	EET SL
9320	Radium-228 (GFPC)	SW846	EET SL
Ra226_Ra228	Combined Radium-226 and Radium-228	TAL-STL	EET SL
PrecSep_0	Preparation, Precipitate Separation	None	EET SL
PrecSep-21	Preparation, Precipitate Separation (21-Day In-Growth)	None	EET SL

Protocol References:

None = None

SW846 = "Test Methods For Evaluating Solid Waste, Physical/Chemical Methods", Third Edition, November 1986 And Its Updates.

TAL-STL = TestAmerica Laboratories, St. Louis, Facility Standard Operating Procedure.

Laboratory References:

EET SL = Eurofins St. Louis, 13715 Rider Trail North, Earth City, MO 63045, TEL (314)298-8566

Eurofins TestAmerica, Savannah
5102 LaRoche Avenue
Savannah GA 31404
Phone (912) 354-7858 Fax (912) 352-0165

Chain of Custody Record

eurofins | Environment Testing America

Client Information	Sampler: T Gode/J. May ACC	Lab PM: Fuller, David	Carrier Tracking No(s)	COC No
Client Contact: SCS Contacts	Phone: 770-594-5998	E-Mail: david.fuller@et.eurofinsus.com		Page: 1 of 2
Company: GA Power				Job #:
Address: 241 Ralph McGill Blvd SE	Due Date Requested	Analysis Requested		Preservation Codes
City: Atlanta	TAT Requested (days)			A - HCL; B - NaOH; M - Hexane; N - None; O - AsNaO2; P - Na2O4S; Q - Na2SO3; R - Na2S2O3; S - H2SO4; T - TSP Dodecahydrate; U - Acetone; V - MCAA; W - pH 4-5; Z - other (specify)
State Zip: GA, 30308				
Phone: 404-506-7116(Tel)	Lab Project #: 68027747			
Email: SCS Contacts / ACC Contacts	PO #: GPC82130-0002			
Project Name: Plant McIntosh - Ash Pond 1	Project #:			Other:
Site: Georgia	SSOW#:			Task_Code: MCI-CCR-ASSMT-2025S1

680-261520 Chain of Custody

Sample Identification	Sample Date (mm/dd/yy)	Sample Time (hhmm)	Sample Type (C=comp, G=grab)	Matrix (WG=ground water WS=surface water WQ=quality control)	Field Filtered Sample (Yes or No)	Perform MS/MSD (Yes or No)	App. III Metals (B, Ca)	Cl, F, SO4, TDS (EPA 300.0 & SM 2540C)	App IV Metals (Sb, As, Ba, Be, Cd, Cr, Co, Pb, Li, Hg, Mo, Se, Tl) (EPA 6020/7470)	Radium 226 & 228 (SW-846 9315/9320)	Total Number of con	Special Instructions/Note: Full APP III + APP IV
			Preservation Code:				D	I	D	D		
MCI- MGWA-5	02/03/25	1632	G	WG	N	N	✓	✓	✓	✓	TG 5	5
MCI- MGWA-6	02/03/25	1626	G	WG	N	N	✓	✓	✓	✓	TG 6	5
MCI- MGWA-6A	02/04/25	0950	G	WG	N	N	✓	✓	✓	✓	5	
MCI- MGWA-10	02/04/25	0934	G	WG	N	N	✓	✓	✓	✓	5	
MCI- MGWA-11	02/04/25	1049	G	WG	N	N	✓	✓	✓	✓	5	
MCI- MGWC-3	02/04/25	1136	G	WG	N	N	✓	✓	✓	✓	5	
MCI- MGWC-1	02/04/25	1222	G	WG	N	N	✓	✓	✓	✓	5	
MCI- MGWC-8	02/04/25	1424	G	WG	N	N	✓	✓	✓	✓	5	
MCI- MGWC-12	02/04/25	1430	G	WG	N	N	✓	✓	✓	✓	5	
MCI- AP1-FD-01	02/04/25	—	G	WG	N	N	✓	✓	✓	✓	5	
MCI- AP1-EB-03	02/04/25	1255	G	WQ	N	N	✓	✓	✓	✓	5	

Possible Hazard Identification
☐ Non-Hazard ☐ Flammable ☐ Skin Irritant ☐ Poison B ☐ Unknown ☐ Radiological

Sample Disposal (A fee may be assessed if samples are retained longer than 1 month)
☐ Return To Client ☐ Disposal By Lab ☐ Archive For _____ Months

Deliverable Requested I, II, III, IV, Other (specify)

Special Instructions/QC Requirements

Empty Kit Relinquished by:	Date	Time	Method of Shipment:

	Relinquished by	Date/Time	Company	Received by	Date/Time	Company
1	Taylor Godd	2-4-25/2011	ACC		2/4/25 2011	ACC
2		2/5/25 0941	ACC		2/5/25 941	
3		Date/Time	Company		Date/Time	Company

Custody Seals Intact: ☐ Yes ☐ No | Custody Seal No

Cooler Temperature(s) °C and Other Remarks: 2.9/2.1 1.8/1.8 4.4/4.4 2.4/2.4 3.2/3.2

Eurofins TestAmerica, Savannah
5102 LaRoche Avenue
Savannah GA 31404
Phone (912) 354-7858 Fax (912) 352-0165

Chain of Custody Record

eurofins | Environment Testing America

Client Information	Sampler: T. Gable / J. May ACC	Lab PM: Fuller, David	Carrier Tracking No(s)	COC No
Client Contact: SCS Contacts	Phone: 770-594-5998	E-Mail: david.fuller@et.eurofinsus.com		Page: 2 of 2
Company: GA Power				Job #:
Address: 241 Ralph McGill Blvd SE	Due Date Requested			
City: Atlanta	TAT Requested (days)			
State, Zip: GA, 30308				
Phone: 404-506-7116(Tel)	Lab Project #: 68027747			
Email: SCS Contacts / ACC Contacts	PO #: GPC82130-0002			
Project Name: Plant McIntosh - Ash Pond 1	Project #:			
Site: Georgia	SSOW#:			

Analysis Requested

Preservation Codes

A - HCL	M - Hexane
B - NaOH	N - None
C - Zn Acetate	O - AsNaO2
D - Nitric Acid	P - Na2O4S
E - NaHSO4	Q - Na2SO3
F - MeOH	R - Na2S2O3
G - Amchlor	S - H2SO4
H - Ascorbic Acid	T TSP Dodecahydrate
I - Ice	U - Acetone
J - DI Water	V - MCAA
K - EDTA	W - pH 4-5
L - EDA	Z - other (specify)

Other:

Task_Code: MCI-CCR-ASSMT-2025S1

Special Instructions/Note. Full APP III + APP IV

Sample Identification	Sample Date (mm/dd/yy)	Sample Time (hhmm)	Sample Type (C=comp, G=grab)	Matrix (WG=ground water WS=surface water WQ=quality control)	Field Filtered Sample (Yes or No)	Perform MS/MSD (Yes or No)	App III Metals (B, Ca)	Cl, F, SO4, TDS (EPA 300.0 & SM 2540C)	App. IV Metals (Sb, As, Ba, Be, Cd, Cr, Co, Pb, Li, Hg, Mo, Se, Tl) (EPA 6020/7470)	Radium 226 & 228 (SW-846 9315/9320)	Total Number of containers
			Preservation Code:				D	I	D	D	
MCI- API-FB-01	02/04/25	1410	G	~~WG~~ WQ	N	N	✓	✓	✓	✓	~~5~~ 5
MCI- MGWC-7	02/04/25	1532	G	WG	N	N	✓	✓	✓	✓	5
MCI- MGWC-20	02/04/25	1615	G	WG	N	N	✓	✓	✓	✓	5
MCI- API-EB-04	02/04/25	1550	G	WQ	N	N	✓	✓	✓	✓	5
MCI- API-FB-02	02/04/25	1615	G	WQ	N	N	✓	✓	✓	✓	5
MCI-			G			N					
MCI-			G			N					
MCI-			G			N					
MCI-			G			N					
MCI-			G			N					
MCI-			G			N					

Possible Hazard Identification
☐ Non-Hazard ☐ Flammable ☐ Skin Irritant ☐ Poison B ☐ Unknown ☐ Radiological

Sample Disposal (A fee may be assessed if samples are retained longer than 1 month)
☐ Return To Client ☐ Disposal By Lab ☐ Archive For _____ Months

Deliverable Requested I, II, III, IV, Other (specify)

Special Instructions/QC Requirements

Empty Kit Relinquished by:	Date	Time	Method of Shipment:

	Relinquished by:	Date/Time:	Company	Received by:	Date/Time:	Company
1	Taylor Gable	2-4-25/2011	ACC		2/4/25 2011	ACC
2		2/5/25 0941	ACC		2/5/25 941	
3		Date/Time.	Company	Received by:	Date/Time	Company

Custody Seals Intact: ☐ Yes ☐ No | Custody Seal No

Cooler Temperature(s) °C and Other Remarks: 2.1/2.1 4/4/4 2.4/2.4 1.8/1.8 3.2/3.2

Login Sample Receipt Checklist

Client: Southern Company

Job Number: 680-261520-3

Login Number: 261520

List Source: Eurofins Savannah

List Number: 1

Creator: Munro, Caroline

Question	Answer	Comment
Radioactivity wasn't checked or is </= background as measured by a survey meter.	N/A	
The cooler's custody seal, if present, is intact.	True	
Sample custody seals, if present, are intact.	True	
The cooler or samples do not appear to have been compromised or tampered with.	True	
Samples were received on ice.	True	
Cooler Temperature is acceptable.	True	
Cooler Temperature is recorded.	True	
COC is present.	True	
COC is filled out in ink and legible.	True	
COC is filled out with all pertinent information.	True	
Is the Field Sampler's name present on COC?	True	
There are no discrepancies between the containers received and the COC.	True	
Samples are received within Holding Time (excluding tests with immediate HTs)	True	
Sample containers have legible labels.	True	
Containers are not broken or leaking.	True	
Sample collection date/times are provided.	True	
Appropriate sample containers are used.	True	
Sample bottles are completely filled.	True	
Sample Preservation Verified.	N/A	
There is sufficient vol. for all requested analyses, incl. any requested MS/MSDs	True	
Containers requiring zero headspace have no headspace or bubble is <6mm (1/4").	N/A	
Multiphasic samples are not present.	True	
Samples do not require splitting or compositing.	True	
Residual Chlorine Checked.	N/A	

This receipt checklist is generated for all samples received in this Login. It may not be applicable to all Jobs associated with this Login.

Login Sample Receipt Checklist

Client: Southern Company

Job Number: 680-261520-3

Login Number: 261520
List Number: 2
Creator: Forrest, Cheyenne L

List Source: Eurofins St. Louis
List Creation: 02/07/25 01:39 PM

Question	Answer	Comment
Radioactivity wasn't checked or is </= background as measured by a survey meter.	True	
The cooler's custody seal, if present, is intact.	True	
Sample custody seals, if present, are intact.	True	
The cooler or samples do not appear to have been compromised or tampered with.	True	
Samples were received on ice.	N/A	
Cooler Temperature is acceptable.	True	
Cooler Temperature is recorded.	True	
COC is present.	True	
COC is filled out in ink and legible.	True	
COC is filled out with all pertinent information.	True	
Is the Field Sampler's name present on COC?	N/A	
There are no discrepancies between the containers received and the COC.	True	
Samples are received within Holding Time (excluding tests with immediate HTs)	True	
Sample containers have legible labels.	True	
Containers are not broken or leaking.	True	
Sample collection date/times are provided.	True	
Appropriate sample containers are used.	True	
Sample bottles are completely filled.	True	
Sample Preservation Verified.	True	
There is sufficient vol. for all requested analyses, incl. any requested MS/MSDs	True	
Containers requiring zero headspace have no headspace or bubble is <6mm (1/4").	N/A	
Multiphasic samples are not present.	True	
Samples do not require splitting or compositing.	True	
Residual Chlorine Checked.	N/A	

This receipt checklist is generated for all samples received in this Login. It may not be applicable to all Jobs associated with this Login.

eurofins | Environment Testing

ANALYTICAL REPORT

PREPARED FOR

Attn: Kevin Stephenson
Southern Company
241 Ralph McGill Blvd SE
B10185
Atlanta, Georgia 30308

Generated 3/14/2025 1:52:01 PM Revision 1

JOB DESCRIPTION

Plant McIntosh - Ash Pond 1

JOB NUMBER

680-261610-1

Eurofins Savannah
5102 LaRoche Avenue
Savannah GA 31404

See page two for job notes and contact information.

my EOL

Job Notes

This report may not be reproduced except in full, and with written approval from the laboratory. The results relate only to the samples tested. For questions please contact the Project Manager at the e-mail address or telephone number listed on this page.

The test results in this report relate only to the samples as received by the laboratory and will meet all requirements of the methodology, with any exceptions noted. This report shall not be reproduced except in full, without the express written approval of the laboratory. All questions should be directed to the Eurofins Environment Testing Southeast, LLC Project Manager.

Authorization



Generated
3/14/2025 1:52:01 PM
Revision 1

Authorized for release by
David Fuller, Project Manager
David.Fuller@et.eurofinsus.com
(770)344-8986

Definitions/Glossary

Client: Southern Company
Project/Site: Plant McIntosh - Ash Pond 1

Job ID: 680-261610-1

Qualifiers

HPLC/IC

Qualifier	Qualifier Description
F1	MS and/or MSD recovery exceeds control limits.
F2	MS/MSD RPD exceeds control limits

Metals

Qualifier	Qualifier Description
4	MS, MSD: The analyte present in the original sample is greater than 4 times the matrix spike concentration; therefore, control limits are not applicable.
B	Compound was found in the blank and sample.
J	Result is less than the RL but greater than or equal to the MDL and the concentration is an approximate value.

General Chemistry

Qualifier	Qualifier Description
F3	Duplicate RPD exceeds the control limit

Glossary

Abbreviation	These commonly used abbreviations may or may not be present in this report.
☼	Listed under the "D" column to designate that the result is reported on a dry weight basis
%R	Percent Recovery
CFL	Contains Free Liquid
CFU	Colony Forming Unit
CNF	Contains No Free Liquid
DER	Duplicate Error Ratio (normalized absolute difference)
Dil Fac	Dilution Factor
DL	Detection Limit (DoD/DOE)
DL, RA, RE, IN	Indicates a Dilution, Re-analysis, Re-extraction, or additional Initial metals/anion analysis of the sample
DLC	Decision Level Concentration (Radiochemistry)
EDL	Estimated Detection Limit (Dioxin)
LOD	Limit of Detection (DoD/DOE)
LOQ	Limit of Quantitation (DoD/DOE)
MCL	EPA recommended "Maximum Contaminant Level"
MDA	Minimum Detectable Activity (Radiochemistry)
MDC	Minimum Detectable Concentration (Radiochemistry)
MDL	Method Detection Limit
ML	Minimum Level (Dioxin)
MPN	Most Probable Number
MQL	Method Quantitation Limit
NC	Not Calculated
ND	Not Detected at the reporting limit (or MDL or EDL if shown)
NEG	Negative / Absent
POS	Positive / Present
PQL	Practical Quantitation Limit
PRES	Presumptive
QC	Quality Control
RER	Relative Error Ratio (Radiochemistry)
RL	Reporting Limit or Requested Limit (Radiochemistry)
RPD	Relative Percent Difference, a measure of the relative difference between two points
TEF	Toxicity Equivalent Factor (Dioxin)
TEQ	Toxicity Equivalent Quotient (Dioxin)
TNTC	Too Numerous To Count

Sample Summary

Client: Southern Company
Project/Site: Plant McIntosh - Ash Pond 1

Job ID: 680-261610-1

Lab Sample ID	Client Sample ID	Matrix	Collected	Received
680-261610-1	MCI-MGWC-2	Water	02/05/25 10:57	02/06/25 09:40
680-261610-2	MCI-MGWC-19	Water	02/05/25 12:41	02/06/25 09:40
680-261610-3	MCI-AP1-FD-02	Water	02/05/25 00:00	02/06/25 09:40

Job ID: 680-261610-1 — Eurofins Savannah

Job Narrative
680-261610-1

Revision 1
The report being provided is a revision of the original report sent on 2/21/2025. The report (revision 1) is being revised in order to revise IC Method 300 batch 875260 so the Method Blank reports properly.

Analytical test results meet all requirements of the associated regulatory program listed on the Accreditation/Certification Summary Page unless otherwise noted under the individual analysis. Data qualifiers and/or narrative comments are included to explain any exceptions, if applicable.

- Matrix QC may not be reported if insufficient sample is provided or site-specific QC samples were not submitted. In these situations, to demonstrate precision and accuracy at a batch level, a LCS/LCSD may be performed, unless otherwise specified in the method.
- Surrogate and/or isotope dilution analyte recoveries (if applicable) which are outside of the QC window are confirmed unless attributed to a dilution or otherwise noted in the narrative.

Receipt
The samples were received on 2/6/2025 9:40 AM. Unless otherwise noted below, the samples arrived in good condition, and, where required, properly preserved and on ice. The temperature of the cooler at receipt time was 3.0°C.

HPLC/IC
Method 300_ORGFM_28D: The matrix spike / matrix spike duplicate (MS/MSD) recoveries and precision for analytical batch 680-875260 were outside control limits. Sample matrix interference and/or non-homogeneity are suspected because the associated laboratory control sample / laboratory sample control duplicate (LCS/LCSD) precision was within acceptance limits.

No additional analytical or quality issues were noted, other than those described above or in the Definitions/ Glossary page.

Metals
No additional analytical or quality issues were noted, other than those described above or in the Definitions/ Glossary page.

General Chemistry
Method 2540C: A lesser volume of sample was used for the following samples due to the nature of the sample matrix resulting in elevated reporting limits: MCI-MGWC-2 (680-261610-1), MCI-MGWC-19 (680-261610-2) and MCI-AP1-FD-02 (680-261610-3).

Method 2540C: The sample duplicate precision for the following sample associated with analytical batch 680-875415 was outside control limits: (680-261610-C-1 DU). The associated Laboratory Control Sample / Laboratory Control Sample Duplicate (LCS/LCSD) precision met acceptance criteria.

No additional analytical or quality issues were noted, other than those described above or in the Definitions/ Glossary page.

Client: Southern Company
Project/Site: Plant McIntosh - Ash Pond 1

Job ID: 680-261610-1

Client Sample ID: MCI-MGWC-2

Lab Sample ID: 680-261610-1

Date Collected: 02/05/25 10:57

Matrix: Water

Date Received: 02/06/25 09:40

Method: MCAWW 300.0-1993 R2.1 - Anions, Ion Chromatography

Analyte	Result	Qualifier	RL	MDL	Unit	D	Prepared	Analyzed	Dil Fac
Chloride	**12**		10	2.0	mg/L			02/11/25 16:02	10
Fluoride	<0.40		1.0	0.40	mg/L			02/11/25 16:02	10
Sulfate	**150**		10	4.0	mg/L			02/11/25 16:02	10

Method: SW846 6020B - Metals (ICP/MS) - Total Recoverable

Analyte	Result	Qualifier	RL	MDL	Unit	D	Prepared	Analyzed	Dil Fac
Antimony	<0.00034		0.0020	0.00034	mg/L		02/07/25 05:43	02/07/25 15:40	1
Arsenic	<0.00086		0.0010	0.00086	mg/L		02/07/25 05:43	02/07/25 15:40	1
Barium	**0.057**		0.010	0.00089	mg/L		02/07/25 05:43	02/07/25 15:40	1
Beryllium	<0.00020		0.0025	0.00020	mg/L		02/07/25 05:43	02/07/25 15:40	1
Boron	**1.7**		0.080	0.022	mg/L		02/07/25 05:43	02/07/25 15:40	1
Cadmium	**0.00021**	**J**	0.0025	0.000078	mg/L		02/07/25 05:43	02/07/25 15:40	1
Calcium	**100**		0.50	0.14	mg/L		02/07/25 05:43	02/07/25 15:40	1
Chromium	**0.0027**		0.0020	0.0012	mg/L		02/07/25 05:43	02/07/25 15:40	1
Cobalt	**0.00085**	**J**	0.0025	0.00022	mg/L		02/07/25 05:43	02/07/25 15:40	1
Lead	<0.00021		0.0010	0.00021	mg/L		02/07/25 05:43	02/07/25 15:40	1
Lithium	**0.0087**	**B**	0.0050	0.0020	mg/L		02/07/25 05:43	02/08/25 13:30	1
Molybdenum	<0.00086		0.015	0.00086	mg/L		02/07/25 05:43	02/07/25 15:40	1
Selenium	<0.00099		0.0050	0.00099	mg/L		02/07/25 05:43	02/07/25 15:40	1
Thallium	<0.00026		0.0010	0.00026	mg/L		02/07/25 05:43	02/07/25 15:40	1

Method: SW846 7470A - Mercury (CVAA)

Analyte	Result	Qualifier	RL	MDL	Unit	D	Prepared	Analyzed	Dil Fac
Mercury	<0.000080		0.00020	0.000080	mg/L		02/12/25 12:58	02/12/25 18:49	1

General Chemistry

Analyte	Result	Qualifier	RL	MDL	Unit	D	Prepared	Analyzed	Dil Fac
Total Dissolved Solids (SM 2540C-2011)	**420**		40	40	mg/L			02/12/25 08:14	1

Client Sample ID: MCI-MGWC-19

Lab Sample ID: 680-261610-2

Date Collected: 02/05/25 12:41

Matrix: Water

Date Received: 02/06/25 09:40

Method: MCAWW 300.0-1993 R2.1 - Anions, Ion Chromatography

Analyte	Result	Qualifier	RL	MDL	Unit	D	Prepared	Analyzed	Dil Fac
Chloride	**13**		10	2.0	mg/L			02/11/25 16:12	10
Fluoride	<0.40		1.0	0.40	mg/L			02/11/25 16:12	10
Sulfate	**280**		10	4.0	mg/L			02/11/25 16:12	10

Method: SW846 6020B - Metals (ICP/MS) - Total Recoverable

Analyte	Result	Qualifier	RL	MDL	Unit	D	Prepared	Analyzed	Dil Fac
Antimony	<0.00034		0.0020	0.00034	mg/L		02/07/25 05:43	02/07/25 16:14	1
Arsenic	**0.0014**		0.0010	0.00086	mg/L		02/07/25 05:43	02/07/25 16:14	1
Barium	**0.025**		0.010	0.00089	mg/L		02/07/25 05:43	02/07/25 16:14	1
Beryllium	<0.00020		0.0025	0.00020	mg/L		02/07/25 05:43	02/07/25 16:14	1
Boron	**1.4**		0.080	0.022	mg/L		02/07/25 05:43	02/07/25 16:14	1
Cadmium	<0.000078		0.0025	0.000078	mg/L		02/07/25 05:43	02/07/25 16:14	1
Calcium	**110**		0.50	0.14	mg/L		02/07/25 05:43	02/07/25 16:14	1
Chromium	<0.0012		0.0020	0.0012	mg/L		02/07/25 05:43	02/07/25 16:14	1
Cobalt	<0.00022		0.0025	0.00022	mg/L		02/07/25 05:43	02/07/25 16:14	1

Client Sample ID: MCI-MGWC-19

Lab Sample ID: 680-261610-2

Date Collected: 02/05/25 12:41

Matrix: Water

Date Received: 02/06/25 09:40

Method: SW846 6020B - Metals (ICP/MS) - Total Recoverable (Continued)

Analyte	Result	Qualifier	RL	MDL	Unit	D	Prepared	Analyzed	Dil Fac
Lead	<0.00021		0.0010	0.00021	mg/L		02/07/25 05:43	02/07/25 16:14	1
Lithium	**0.0045**	**J**	0.0050	0.0020	mg/L		02/07/25 05:43	02/20/25 14:47	1
Molybdenum	**0.00095**	**J**	0.015	0.00086	mg/L		02/07/25 05:43	02/07/25 16:14	1
Selenium	<0.00099		0.0050	0.00099	mg/L		02/07/25 05:43	02/07/25 16:14	1
Thallium	<0.00026		0.0010	0.00026	mg/L		02/07/25 05:43	02/07/25 16:14	1

Method: SW846 7470A - Mercury (CVAA)

Analyte	Result	Qualifier	RL	MDL	Unit	D	Prepared	Analyzed	Dil Fac
Mercury	<0.000080		0.00020	0.000080	mg/L		02/12/25 12:58	02/12/25 18:51	1

General Chemistry

Analyte	Result	Qualifier	RL	MDL	Unit	D	Prepared	Analyzed	Dil Fac
Total Dissolved Solids (SM 2540C-2011)	**500**		40	40	mg/L			02/12/25 08:14	1

Client Sample ID: MCI-AP1-FD-02

Lab Sample ID: 680-261610-3

Date Collected: 02/05/25 00:00

Matrix: Water

Date Received: 02/06/25 09:40

Method: MCAWW 300.0-1993 R2.1 - Anions, Ion Chromatography

Analyte	Result	Qualifier	RL	MDL	Unit	D	Prepared	Analyzed	Dil Fac
Chloride	**11**		5.0	1.0	mg/L			02/11/25 16:22	5
Fluoride	<0.20		0.50	0.20	mg/L			02/11/25 16:22	5
Sulfate	**140**		5.0	2.0	mg/L			02/11/25 16:22	5

Method: SW846 6020B - Metals (ICP/MS) - Total Recoverable

Analyte	Result	Qualifier	RL	MDL	Unit	D	Prepared	Analyzed	Dil Fac
Antimony	<0.00034		0.0020	0.00034	mg/L		02/07/25 05:43	02/07/25 15:24	1
Arsenic	<0.00086		0.0010	0.00086	mg/L		02/07/25 05:43	02/07/25 15:24	1
Barium	**0.056**		0.010	0.00089	mg/L		02/07/25 05:43	02/07/25 15:24	1
Beryllium	<0.00020		0.0025	0.00020	mg/L		02/07/25 05:43	02/07/25 15:24	1
Boron	**1.7**		0.080	0.022	mg/L		02/07/25 05:43	02/07/25 15:24	1
Cadmium	**0.00020**	**J**	0.0025	0.000078	mg/L		02/07/25 05:43	02/07/25 15:24	1
Calcium	**100**		0.50	0.14	mg/L		02/07/25 05:43	02/07/25 15:24	1
Chromium	**0.0024**		0.0020	0.0012	mg/L		02/07/25 05:43	02/07/25 15:24	1
Cobalt	**0.00077**	**J**	0.0025	0.00022	mg/L		02/07/25 05:43	02/07/25 15:24	1
Lead	<0.00021		0.0010	0.00021	mg/L		02/07/25 05:43	02/07/25 15:24	1
Lithium	**0.0096**	**B**	0.0050	0.0020	mg/L		02/07/25 05:43	02/08/25 13:26	1
Molybdenum	<0.00086		0.015	0.00086	mg/L		02/07/25 05:43	02/07/25 15:24	1
Selenium	<0.00099		0.0050	0.00099	mg/L		02/07/25 05:43	02/07/25 15:24	1
Thallium	<0.00026		0.0010	0.00026	mg/L		02/07/25 05:43	02/07/25 15:24	1

Method: SW846 7470A - Mercury (CVAA)

Analyte	Result	Qualifier	RL	MDL	Unit	D	Prepared	Analyzed	Dil Fac
Mercury	<0.000080		0.00020	0.000080	mg/L		02/12/25 12:58	02/12/25 18:42	1

General Chemistry

Analyte	Result	Qualifier	RL	MDL	Unit	D	Prepared	Analyzed	Dil Fac
Total Dissolved Solids (SM 2540C-2011)	**390**		40	40	mg/L			02/12/25 08:14	1

Method: 300.0-1993 R2.1 - Anions, Ion Chromatography

Lab Sample ID: MB 680-875260/2
Matrix: Water
Analysis Batch: 875260

Client Sample ID: Method Blank
Prep Type: Total/NA

Analyte	MB Result	MB Qualifier	RL	MDL	Unit	D	Prepared	Analyzed	Dil Fac
Chloride	<0.20		1.0	0.20	mg/L			02/11/25 10:10	1
Fluoride	<0.040		0.10	0.040	mg/L			02/11/25 10:10	1
Sulfate	<0.40		1.0	0.40	mg/L			02/11/25 10:10	1

Lab Sample ID: LCS 680-875260/3
Matrix: Water
Analysis Batch: 875260

Client Sample ID: Lab Control Sample
Prep Type: Total/NA

Analyte	Spike Added	LCS Result	LCS Qualifier	Unit	D	%Rec	%Rec Limits
Chloride	10.0	9.72		mg/L		97	90 - 110
Fluoride	2.00	1.97		mg/L		98	90 - 110
Sulfate	10.0	10.1		mg/L		101	90 - 110

Lab Sample ID: LCSD 680-875260/4
Matrix: Water
Analysis Batch: 875260

Client Sample ID: Lab Control Sample Dup
Prep Type: Total/NA

Analyte	Spike Added	LCSD Result	LCSD Qualifier	Unit	D	%Rec	%Rec Limits	RPD	RPD Limit
Chloride	10.0	9.73		mg/L		97	90 - 110	0	15
Fluoride	2.00	1.97		mg/L		99	90 - 110	0	15
Sulfate	10.0	10.2		mg/L		102	90 - 110	1	15

Lab Sample ID: 680-261611-D-1 MS
Matrix: Water
Analysis Batch: 875260

Client Sample ID: Matrix Spike
Prep Type: Total/NA

Analyte	Sample Result	Sample Qualifier	Spike Added	MS Result	MS Qualifier	Unit	D	%Rec	%Rec Limits
Chloride	10	F1	10.0	18.0	F1	mg/L		79	80 - 120
Fluoride	<0.040	F2	2.00	1.68		mg/L		84	80 - 120
Sulfate	0.68	J F1 F2	10.0	8.60	F1	mg/L		79	80 - 120

Lab Sample ID: 680-261611-D-1 MSD
Matrix: Water
Analysis Batch: 875260

Client Sample ID: Matrix Spike Duplicate
Prep Type: Total/NA

Analyte	Sample Result	Sample Qualifier	Spike Added	MSD Result	MSD Qualifier	Unit	D	%Rec	%Rec Limits	RPD	RPD Limit
Chloride	10	F1	10.0	19.5		mg/L		94	80 - 120	8	15
Fluoride	<0.040	F2	2.00	2.09	F2	mg/L		104	80 - 120	21	15
Sulfate	0.68	J F1 F2	10.0	11.3	F2	mg/L		106	80 - 120	27	15

Method: 6020B - Metals (ICP/MS)

Lab Sample ID: MB 680-874804/1-A
Matrix: Water
Analysis Batch: 874968

Client Sample ID: Method Blank
Prep Type: Total Recoverable
Prep Batch: 874804

Analyte	MB Result	MB Qualifier	RL	MDL	Unit	D	Prepared	Analyzed	Dil Fac
Antimony	<0.00034		0.0020	0.00034	mg/L		02/07/25 05:43	02/07/25 15:46	1
Arsenic	<0.00086		0.0010	0.00086	mg/L		02/07/25 05:43	02/07/25 15:46	1
Barium	<0.00089		0.010	0.00089	mg/L		02/07/25 05:43	02/07/25 15:46	1

Method: 6020B - Metals (ICP/MS) (Continued)

Lab Sample ID: MB 680-874804/1-A
Matrix: Water
Analysis Batch: 874968

Client Sample ID: Method Blank
Prep Type: Total Recoverable
Prep Batch: 874804

Analyte	MB Result	MB Qualifier	RL	MDL	Unit	D	Prepared	Analyzed	Dil Fac
Beryllium	<0.00020		0.0025	0.00020	mg/L		02/07/25 05:43	02/07/25 15:46	1
Boron	<0.022		0.080	0.022	mg/L		02/07/25 05:43	02/07/25 15:46	1
Cadmium	<0.000078		0.0025	0.000078	mg/L		02/07/25 05:43	02/07/25 15:46	1
Calcium	<0.14		0.50	0.14	mg/L		02/07/25 05:43	02/07/25 15:46	1
Chromium	<0.0012		0.0020	0.0012	mg/L		02/07/25 05:43	02/07/25 15:46	1
Cobalt	<0.00022		0.0025	0.00022	mg/L		02/07/25 05:43	02/07/25 15:46	1
Lead	<0.00021		0.0010	0.00021	mg/L		02/07/25 05:43	02/07/25 15:46	1
Molybdenum	<0.00086		0.015	0.00086	mg/L		02/07/25 05:43	02/07/25 15:46	1
Selenium	<0.00099		0.0050	0.00099	mg/L		02/07/25 05:43	02/07/25 15:46	1
Thallium	<0.00026		0.0010	0.00026	mg/L		02/07/25 05:43	02/07/25 15:46	1

Lab Sample ID: MB 680-874804/1-A
Matrix: Water
Analysis Batch: 876557

Client Sample ID: Method Blank
Prep Type: Total Recoverable
Prep Batch: 874804

Analyte	MB Result	MB Qualifier	RL	MDL	Unit	D	Prepared	Analyzed	Dil Fac
Lithium	<0.0020		0.0050	0.0020	mg/L		02/07/25 05:43	02/20/25 14:26	1

Lab Sample ID: LCS 680-874804/2-A
Matrix: Water
Analysis Batch: 874968

Client Sample ID: Lab Control Sample
Prep Type: Total Recoverable
Prep Batch: 874804

Analyte	Spike Added	LCS Result	LCS Qualifier	Unit	D	%Rec	%Rec Limits
Antimony	0.0500	0.0508		mg/L		102	80 - 120
Arsenic	0.100	0.104		mg/L		104	80 - 120
Barium	0.100	0.0998		mg/L		100	80 - 120
Beryllium	0.0500	0.0474		mg/L		95	80 - 120
Boron	0.400	0.419		mg/L		105	80 - 120
Cadmium	0.0500	0.0509		mg/L		102	80 - 120
Calcium	5.00	5.26		mg/L		105	80 - 120
Chromium	0.100	0.106		mg/L		106	80 - 120
Cobalt	0.0500	0.0477		mg/L		95	80 - 120
Lead	0.500	0.525		mg/L		105	80 - 120
Molybdenum	0.100	0.0988		mg/L		99	80 - 120
Selenium	0.100	0.0998		mg/L		100	80 - 120
Thallium	0.0500	0.0518		mg/L		104	80 - 120

Lab Sample ID: LCS 680-874804/2-A
Matrix: Water
Analysis Batch: 876557

Client Sample ID: Lab Control Sample
Prep Type: Total Recoverable
Prep Batch: 874804

Analyte	Spike Added	LCS Result	LCS Qualifier	Unit	D	%Rec	%Rec Limits
Lithium	0.500	0.551		mg/L		110	80 - 120

Lab Sample ID: 400-270372-C-1-B MS
Matrix: Water
Analysis Batch: 874968

Client Sample ID: Matrix Spike
Prep Type: Total Recoverable
Prep Batch: 874804

Analyte	Sample Result	Sample Qualifier	Spike Added	MS Result	MS Qualifier	Unit	D	%Rec	%Rec Limits
Antimony	<0.00034		0.0500	0.0505		mg/L		101	75 - 125

Method: 6020B - Metals (ICP/MS) (Continued)

Lab Sample ID: 400-270372-C-1-B MS
Matrix: Water
Analysis Batch: 874968

Client Sample ID: Matrix Spike
Prep Type: Total Recoverable
Prep Batch: 874804

Analyte	Sample Result	Sample Qualifier	Spike Added	MS Result	MS Qualifier	Unit	D	%Rec	%Rec Limits
Arsenic	0.0014		0.100	0.105		mg/L		103	75 - 125
Barium	5.5		0.100	5.07	4	mg/L		-470	75 - 125
Beryllium	<0.00020		0.0500	0.0499		mg/L		100	75 - 125
Boron	0.042	J	0.400	0.467		mg/L		106	75 - 125
Cadmium	<0.000078		0.0500	0.0533		mg/L		107	75 - 125
Calcium	1100		5.00	990	4	mg/L		-2306	75 - 125
Chromium	0.0013	J	0.100	0.106		mg/L		105	75 - 125
Cobalt	0.00030	J	0.0500	0.0509		mg/L		101	75 - 125
Lead	<0.00021		0.500	0.547		mg/L		109	75 - 125
Molybdenum	0.0031	J	0.100	0.111		mg/L		108	75 - 125
Selenium	0.0016	J	0.100	0.101		mg/L		99	75 - 125
Thallium	0.00051	J	0.0500	0.0516		mg/L		102	75 - 125

Lab Sample ID: 400-270372-C-1-B MS
Matrix: Water
Analysis Batch: 876557

Client Sample ID: Matrix Spike
Prep Type: Total Recoverable
Prep Batch: 874804

Analyte	Sample Result	Sample Qualifier	Spike Added	MS Result	MS Qualifier	Unit	D	%Rec	%Rec Limits
Lithium	0.11		0.500	0.640		mg/L		107	75 - 125

Lab Sample ID: 400-270372-C-1-C MSD
Matrix: Water
Analysis Batch: 874968

Client Sample ID: Matrix Spike Duplicate
Prep Type: Total Recoverable
Prep Batch: 874804

Analyte	Sample Result	Sample Qualifier	Spike Added	MSD Result	MSD Qualifier	Unit	D	%Rec	%Rec Limits	RPD	RPD Limit
Antimony	<0.00034		0.0500	0.0522		mg/L		104	75 - 125	3	20
Arsenic	0.0014		0.100	0.108		mg/L		107	75 - 125	3	20
Barium	5.5		0.100	5.37	4	mg/L		-180	75 - 125	6	20
Beryllium	<0.00020		0.0500	0.0533		mg/L		107	75 - 125	7	20
Boron	0.042	J	0.400	0.492		mg/L		112	75 - 125	5	20
Cadmium	<0.000078		0.0500	0.0543		mg/L		109	75 - 125	2	20
Calcium	1100		5.00	1060	4	mg/L		-977	75 - 125	6	20
Chromium	0.0013	J	0.100	0.110		mg/L		108	75 - 125	3	20
Cobalt	0.00030	J	0.0500	0.0524		mg/L		104	75 - 125	3	20
Lead	<0.00021		0.500	0.569		mg/L		114	75 - 125	4	20
Molybdenum	0.0031	J	0.100	0.116		mg/L		113	75 - 125	4	20
Selenium	0.0016	J	0.100	0.103		mg/L		101	75 - 125	2	20
Thallium	0.00051	J	0.0500	0.0529		mg/L		105	75 - 125	2	20

Lab Sample ID: 400-270372-C-1-C MSD
Matrix: Water
Analysis Batch: 876557

Client Sample ID: Matrix Spike Duplicate
Prep Type: Total Recoverable
Prep Batch: 874804

Analyte	Sample Result	Sample Qualifier	Spike Added	MSD Result	MSD Qualifier	Unit	D	%Rec	%Rec Limits	RPD	RPD Limit
Lithium	0.11		0.500	0.636		mg/L		106	75 - 125	1	20

Method: 6020B - Metals (ICP/MS) (Continued)

Lab Sample ID: MB 680-874805/1-A
Matrix: Water
Analysis Batch: 874968

Client Sample ID: Method Blank
Prep Type: Total Recoverable
Prep Batch: 874805

Analyte	MB Result	MB Qualifier	RL	MDL	Unit	D	Prepared	Analyzed	Dil Fac
Antimony	<0.00034		0.0020	0.00034	mg/L		02/07/25 05:43	02/07/25 14:47	1
Arsenic	<0.00086		0.0010	0.00086	mg/L		02/07/25 05:43	02/07/25 14:47	1
Barium	<0.00089		0.010	0.00089	mg/L		02/07/25 05:43	02/07/25 14:47	1
Beryllium	<0.00020		0.0025	0.00020	mg/L		02/07/25 05:43	02/07/25 14:47	1
Boron	<0.022		0.080	0.022	mg/L		02/07/25 05:43	02/07/25 14:47	1
Cadmium	<0.000078		0.0025	0.000078	mg/L		02/07/25 05:43	02/07/25 14:47	1
Calcium	<0.14		0.50	0.14	mg/L		02/07/25 05:43	02/07/25 14:47	1
Chromium	<0.0012		0.0020	0.0012	mg/L		02/07/25 05:43	02/07/25 14:47	1
Cobalt	<0.00022		0.0025	0.00022	mg/L		02/07/25 05:43	02/07/25 14:47	1
Lead	<0.00021		0.0010	0.00021	mg/L		02/07/25 05:43	02/07/25 14:47	1
Molybdenum	<0.00086		0.015	0.00086	mg/L		02/07/25 05:43	02/07/25 14:47	1
Selenium	<0.00099		0.0050	0.00099	mg/L		02/07/25 05:43	02/07/25 14:47	1
Thallium	<0.00026		0.0010	0.00026	mg/L		02/07/25 05:43	02/07/25 14:47	1

Lab Sample ID: MB 680-874805/1-A
Matrix: Water
Analysis Batch: 875084

Client Sample ID: Method Blank
Prep Type: Total Recoverable
Prep Batch: 874805

Analyte	MB Result	MB Qualifier	RL	MDL	Unit	D	Prepared	Analyzed	Dil Fac
Lithium	0.00303	J	0.0050	0.0020	mg/L		02/07/25 05:43	02/08/25 13:05	1

Lab Sample ID: LCS 680-874805/2-A
Matrix: Water
Analysis Batch: 874968

Client Sample ID: Lab Control Sample
Prep Type: Total Recoverable
Prep Batch: 874805

Analyte	Spike Added	LCS Result	LCS Qualifier	Unit	D	%Rec	%Rec Limits
Antimony	0.0500	0.0508		mg/L		102	80 - 120
Arsenic	0.100	0.102		mg/L		102	80 - 120
Barium	0.100	0.0999		mg/L		100	80 - 120
Beryllium	0.0500	0.0516		mg/L		103	80 - 120
Boron	0.400	0.408		mg/L		102	80 - 120
Cadmium	0.0500	0.0515		mg/L		103	80 - 120
Calcium	5.00	5.18		mg/L		104	80 - 120
Chromium	0.100	0.106		mg/L		106	80 - 120
Cobalt	0.0500	0.0493		mg/L		99	80 - 120
Lead	0.500	0.517		mg/L		103	80 - 120
Molybdenum	0.100	0.101		mg/L		101	80 - 120
Selenium	0.100	0.0951		mg/L		95	80 - 120
Thallium	0.0500	0.0500		mg/L		100	80 - 120

Lab Sample ID: LCS 680-874805/2-A
Matrix: Water
Analysis Batch: 875084

Client Sample ID: Lab Control Sample
Prep Type: Total Recoverable
Prep Batch: 874805

Analyte	Spike Added	LCS Result	LCS Qualifier	Unit	D	%Rec	%Rec Limits
Lithium	0.500	0.491		mg/L		98	80 - 120

Method: 6020B - Metals (ICP/MS) (Continued)

Lab Sample ID: 400-270372-C-2-B MS
Matrix: Water
Analysis Batch: 874968

Client Sample ID: Matrix Spike
Prep Type: Total Recoverable
Prep Batch: 874805

Analyte	Sample Result	Sample Qualifier	Spike Added	MS Result	MS Qualifier	Unit	D	%Rec	%Rec Limits
Antimony	0.00066	J	0.0500	0.0509		mg/L		101	75 - 125
Arsenic	0.0022		0.100	0.104		mg/L		101	75 - 125
Barium	5.8		0.100	5.77	4	mg/L		-60	75 - 125
Beryllium	0.0019	J	0.0500	0.0522		mg/L		101	75 - 125
Boron	0.042	J	0.400	0.471		mg/L		107	75 - 125
Cadmium	0.023		0.0500	0.0736		mg/L		102	75 - 125
Calcium	1900		5.00	1840	4	mg/L		-152	75 - 125
Chromium	0.016		0.100	0.119		mg/L		103	75 - 125
Cobalt	0.010		0.0500	0.0619		mg/L		104	75 - 125
Lead	0.0014		0.500	0.539		mg/L		108	75 - 125
Molybdenum	<0.00086		0.100	0.112		mg/L		112	75 - 125
Selenium	0.0029	J	0.100	0.0996		mg/L		97	75 - 125
Thallium	0.0075		0.0500	0.0561		mg/L		97	75 - 125

Lab Sample ID: 400-270372-C-2-B MS
Matrix: Water
Analysis Batch: 875084

Client Sample ID: Matrix Spike
Prep Type: Total Recoverable
Prep Batch: 874805

Analyte	Sample Result	Sample Qualifier	Spike Added	MS Result	MS Qualifier	Unit	D	%Rec	%Rec Limits
Lithium	0.086	B	0.500	0.559		mg/L		95	75 - 125

Lab Sample ID: 400-270372-C-2-C MSD
Matrix: Water
Analysis Batch: 874968

Client Sample ID: Matrix Spike Duplicate
Prep Type: Total Recoverable
Prep Batch: 874805

Analyte	Sample Result	Sample Qualifier	Spike Added	MSD Result	MSD Qualifier	Unit	D	%Rec	%Rec Limits	RPD	RPD Limit
Antimony	0.00066	J	0.0500	0.0514		mg/L		102	75 - 125	1	20
Arsenic	0.0022		0.100	0.104		mg/L		102	75 - 125	0	20
Barium	5.8		0.100	5.74	4	mg/L		-90	75 - 125	1	20
Beryllium	0.0019	J	0.0500	0.0541		mg/L		104	75 - 125	3	20
Boron	0.042	J	0.400	0.475		mg/L		108	75 - 125	1	20
Cadmium	0.023		0.0500	0.0737		mg/L		102	75 - 125	0	20
Calcium	1900		5.00	1820	4	mg/L		-646	75 - 125	1	20
Chromium	0.016		0.100	0.119		mg/L		103	75 - 125	0	20
Cobalt	0.010		0.0500	0.0619		mg/L		103	75 - 125	0	20
Lead	0.0014		0.500	0.541		mg/L		108	75 - 125	0	20
Molybdenum	<0.00086		0.100	0.113		mg/L		113	75 - 125	1	20
Selenium	0.0029	J	0.100	0.100		mg/L		97	75 - 125	1	20
Thallium	0.0075		0.0500	0.0566		mg/L		98	75 - 125	1	20

Lab Sample ID: 400-270372-C-2-C MSD
Matrix: Water
Analysis Batch: 875084

Client Sample ID: Matrix Spike Duplicate
Prep Type: Total Recoverable
Prep Batch: 874805

Analyte	Sample Result	Sample Qualifier	Spike Added	MSD Result	MSD Qualifier	Unit	D	%Rec	%Rec Limits	RPD	RPD Limit
Lithium	0.086	B	0.500	0.596		mg/L		102	75 - 125	7	20

Method: 7470A - Mercury (CVAA)

Lab Sample ID: MB 680-875499/1-A
Matrix: Water
Analysis Batch: 875621

Client Sample ID: Method Blank
Prep Type: Total/NA
Prep Batch: 875499

Analyte	MB Result	MB Qualifier	RL	MDL	Unit	D	Prepared	Analyzed	Dil Fac
Mercury	<0.000080		0.00020	0.000080	mg/L		02/12/25 12:58	02/12/25 18:02	1

Lab Sample ID: LCS 680-875499/2-A
Matrix: Water
Analysis Batch: 875621

Client Sample ID: Lab Control Sample
Prep Type: Total/NA
Prep Batch: 875499

Analyte			Spike Added	LCS Result	LCS Qualifier	Unit	D	%Rec	%Rec Limits		
Mercury			0.00250	0.00252		mg/L		101	80 - 120		

Lab Sample ID: 400-270604-J-1-C MS
Matrix: Water
Analysis Batch: 875621

Client Sample ID: Matrix Spike
Prep Type: Total/NA
Prep Batch: 875499

Analyte	Sample Result	Sample Qualifier	Spike Added	MS Result	MS Qualifier	Unit	D	%Rec	%Rec Limits		
Mercury	<0.000080		0.00100	0.00103		mg/L		103	80 - 120		

Lab Sample ID: 400-270604-J-1-D MSD
Matrix: Water
Analysis Batch: 875621

Client Sample ID: Matrix Spike Duplicate
Prep Type: Total/NA
Prep Batch: 875499

Analyte	Sample Result	Sample Qualifier	Spike Added	MSD Result	MSD Qualifier	Unit	D	%Rec	%Rec Limits	RPD	RPD Limit
Mercury	<0.000080		0.00100	0.00101		mg/L		101	80 - 120	2	20

Method: 2540C-2011 - Total Dissolved Solids (Dried at 180 °C)

Lab Sample ID: MB 680-875415/1
Matrix: Water
Analysis Batch: 875415

Client Sample ID: Method Blank
Prep Type: Total/NA

Analyte	MB Result	MB Qualifier	RL	MDL	Unit	D	Prepared	Analyzed	Dil Fac
Total Dissolved Solids	<10		10	10	mg/L			02/12/25 08:14	1

Lab Sample ID: LCS 680-875415/2
Matrix: Water
Analysis Batch: 875415

Client Sample ID: Lab Control Sample
Prep Type: Total/NA

Analyte			Spike Added	LCS Result	LCS Qualifier	Unit	D	%Rec	%Rec Limits		
Total Dissolved Solids			2440	2380		mg/L		98	80 - 120		

Lab Sample ID: LCSD 680-875415/3
Matrix: Water
Analysis Batch: 875415

Client Sample ID: Lab Control Sample Dup
Prep Type: Total/NA

Analyte			Spike Added	LCSD Result	LCSD Qualifier	Unit	D	%Rec	%Rec Limits	RPD	RPD Limit
Total Dissolved Solids			2440	2370		mg/L		97	80 - 120	1	25

Client: Southern Company
Project/Site: Plant McIntosh - Ash Pond 1

Job ID: 680-261610-1

Method: 2540C-2011 - Total Dissolved Solids (Dried at 180 °C) (Continued)

Lab Sample ID: 680-261610-1 DU
Matrix: Water
Analysis Batch: 875415

Client Sample ID: MCI-MGWC-2
Prep Type: Total/NA

Analyte	Sample Result	Sample Qualifier		DU Result	DU Qualifier	Unit	D			RPD	RPD Limit
Total Dissolved Solids	420			396	F3	mg/L				6	5

Lab Sample ID: 680-261610-2 DU
Matrix: Water
Analysis Batch: 875415

Client Sample ID: MCI-MGWC-19
Prep Type: Total/NA

Analyte	Sample Result	Sample Qualifier		DU Result	DU Qualifier	Unit	D			RPD	RPD Limit
Total Dissolved Solids	500			476		mg/L				4	5

HPLC/IC

Analysis Batch: 875260

Lab Sample ID	Client Sample ID	Prep Type	Matrix	Method	Prep Batch
680-261610-1	MCI-MGWC-2	Total/NA	Water	300.0-1993 R2.1	
680-261610-2	MCI-MGWC-19	Total/NA	Water	300.0-1993 R2.1	
680-261610-3	MCI-AP1-FD-02	Total/NA	Water	300.0-1993 R2.1	
MB 680-875260/2	Method Blank	Total/NA	Water	300.0-1993 R2.1	
LCS 680-875260/3	Lab Control Sample	Total/NA	Water	300.0-1993 R2.1	
LCSD 680-875260/4	Lab Control Sample Dup	Total/NA	Water	300.0-1993 R2.1	
680-261611-D-1 MS	Matrix Spike	Total/NA	Water	300.0-1993 R2.1	
680-261611-D-1 MSD	Matrix Spike Duplicate	Total/NA	Water	300.0-1993 R2.1	

Metals

Prep Batch: 874804

Lab Sample ID	Client Sample ID	Prep Type	Matrix	Method	Prep Batch
680-261610-2	MCI-MGWC-19	Total Recoverable	Water	3005A	
MB 680-874804/1-A	Method Blank	Total Recoverable	Water	3005A	
LCS 680-874804/2-A	Lab Control Sample	Total Recoverable	Water	3005A	
400-270372-C-1-B MS	Matrix Spike	Total Recoverable	Water	3005A	
400-270372-C-1-C MSD	Matrix Spike Duplicate	Total Recoverable	Water	3005A	

Prep Batch: 874805

Lab Sample ID	Client Sample ID	Prep Type	Matrix	Method	Prep Batch
680-261610-1	MCI-MGWC-2	Total Recoverable	Water	3005A	
680-261610-3	MCI-AP1-FD-02	Total Recoverable	Water	3005A	
MB 680-874805/1-A	Method Blank	Total Recoverable	Water	3005A	
LCS 680-874805/2-A	Lab Control Sample	Total Recoverable	Water	3005A	
400-270372-C-2-B MS	Matrix Spike	Total Recoverable	Water	3005A	
400-270372-C-2-C MSD	Matrix Spike Duplicate	Total Recoverable	Water	3005A	

Analysis Batch: 874968

Lab Sample ID	Client Sample ID	Prep Type	Matrix	Method	Prep Batch
680-261610-1	MCI-MGWC-2	Total Recoverable	Water	6020B	874805
680-261610-2	MCI-MGWC-19	Total Recoverable	Water	6020B	874804
680-261610-3	MCI-AP1-FD-02	Total Recoverable	Water	6020B	874805
MB 680-874804/1-A	Method Blank	Total Recoverable	Water	6020B	874804
MB 680-874805/1-A	Method Blank	Total Recoverable	Water	6020B	874805
LCS 680-874804/2-A	Lab Control Sample	Total Recoverable	Water	6020B	874804
LCS 680-874805/2-A	Lab Control Sample	Total Recoverable	Water	6020B	874805
400-270372-C-1-B MS	Matrix Spike	Total Recoverable	Water	6020B	874804
400-270372-C-1-C MSD	Matrix Spike Duplicate	Total Recoverable	Water	6020B	874804
400-270372-C-2-B MS	Matrix Spike	Total Recoverable	Water	6020B	874805
400-270372-C-2-C MSD	Matrix Spike Duplicate	Total Recoverable	Water	6020B	874805

Analysis Batch: 875084

Lab Sample ID	Client Sample ID	Prep Type	Matrix	Method	Prep Batch
680-261610-1	MCI-MGWC-2	Total Recoverable	Water	6020B	874805
680-261610-3	MCI-AP1-FD-02	Total Recoverable	Water	6020B	874805
MB 680-874805/1-A	Method Blank	Total Recoverable	Water	6020B	874805
LCS 680-874805/2-A	Lab Control Sample	Total Recoverable	Water	6020B	874805
400-270372-C-2-B MS	Matrix Spike	Total Recoverable	Water	6020B	874805
400-270372-C-2-C MSD	Matrix Spike Duplicate	Total Recoverable	Water	6020B	874805

QC Association Summary

Client: Southern Company
Project/Site: Plant McIntosh - Ash Pond 1

Job ID: 680-261610-1

Metals

Prep Batch: 875499

Lab Sample ID	Client Sample ID	Prep Type	Matrix	Method	Prep Batch
680-261610-1	MCI-MGWC-2	Total/NA	Water	7470A	
680-261610-2	MCI-MGWC-19	Total/NA	Water	7470A	
680-261610-3	MCI-AP1-FD-02	Total/NA	Water	7470A	
MB 680-875499/1-A	Method Blank	Total/NA	Water	7470A	
LCS 680-875499/2-A	Lab Control Sample	Total/NA	Water	7470A	
400-270604-J-1-C MS	Matrix Spike	Total/NA	Water	7470A	
400-270604-J-1-D MSD	Matrix Spike Duplicate	Total/NA	Water	7470A	

Analysis Batch: 875621

Lab Sample ID	Client Sample ID	Prep Type	Matrix	Method	Prep Batch
680-261610-1	MCI-MGWC-2	Total/NA	Water	7470A	875499
680-261610-2	MCI-MGWC-19	Total/NA	Water	7470A	875499
680-261610-3	MCI-AP1-FD-02	Total/NA	Water	7470A	875499
MB 680-875499/1-A	Method Blank	Total/NA	Water	7470A	875499
LCS 680-875499/2-A	Lab Control Sample	Total/NA	Water	7470A	875499
400-270604-J-1-C MS	Matrix Spike	Total/NA	Water	7470A	875499
400-270604-J-1-D MSD	Matrix Spike Duplicate	Total/NA	Water	7470A	875499

Analysis Batch: 876557

Lab Sample ID	Client Sample ID	Prep Type	Matrix	Method	Prep Batch
680-261610-2	MCI-MGWC-19	Total Recoverable	Water	6020B	874804
MB 680-874804/1-A	Method Blank	Total Recoverable	Water	6020B	874804
LCS 680-874804/2-A	Lab Control Sample	Total Recoverable	Water	6020B	874804
400-270372-C-1-B MS	Matrix Spike	Total Recoverable	Water	6020B	874804
400-270372-C-1-C MSD	Matrix Spike Duplicate	Total Recoverable	Water	6020B	874804

General Chemistry

Analysis Batch: 875415

Lab Sample ID	Client Sample ID	Prep Type	Matrix	Method	Prep Batch
680-261610-1	MCI-MGWC-2	Total/NA	Water	2540C-2011	
680-261610-2	MCI-MGWC-19	Total/NA	Water	2540C-2011	
680-261610-3	MCI-AP1-FD-02	Total/NA	Water	2540C-2011	
MB 680-875415/1	Method Blank	Total/NA	Water	2540C-2011	
LCS 680-875415/2	Lab Control Sample	Total/NA	Water	2540C-2011	
LCSD 680-875415/3	Lab Control Sample Dup	Total/NA	Water	2540C-2011	
680-261610-1 DU	MCI-MGWC-2	Total/NA	Water	2540C-2011	
680-261610-2 DU	MCI-MGWC-19	Total/NA	Water	2540C-2011	

Lab Chronicle

Client: Southern Company
Project/Site: Plant McIntosh - Ash Pond 1

Job ID: 680-261610-1

Client Sample ID: MCI-MGWC-2

Date Collected: 02/05/25 10:57
Date Received: 02/06/25 09:40

Lab Sample ID: 680-261610-1

Matrix: Water

Prep Type	Batch Type	Batch Method	Run	Dil Factor	Initial Amount	Final Amount	Batch Number	Prepared or Analyzed	Analyst	Lab
Total/NA	Analysis	300.0-1993 R2.1		10	5 mL	5 mL	875260	02/11/25 16:02	AF	EET SAV
	Instrument ID: CICP									
Total Recoverable	Prep	3005A			25 mL	125 mL	874805	02/07/25 05:43	RR	EET SAV
Total Recoverable	Analysis	6020B		1			875084	02/08/25 13:30	BWR	EET SAV
	Instrument ID: ICPMSC									
Total Recoverable	Prep	3005A			25 mL	125 mL	874805	02/07/25 05:43	RR	EET SAV
Total Recoverable	Analysis	6020B		1			874968	02/07/25 15:40	BWR	EET SAV
	Instrument ID: ICPMSG									
Total/NA	Prep	7470A			50 mL	50 mL	875499	02/12/25 12:58	MG	EET SAV
Total/NA	Analysis	7470A		1			875621	02/12/25 18:49	BJB	EET SAV
	Instrument ID: QuickTrace3									
Total/NA	Analysis	2540C-2011		1	50 mL	200 mL	875415	02/12/25 08:14	PG	EET SAV
	Instrument ID: NOEQUIP									

Client Sample ID: MCI-MGWC-19

Date Collected: 02/05/25 12:41
Date Received: 02/06/25 09:40

Lab Sample ID: 680-261610-2

Matrix: Water

Prep Type	Batch Type	Batch Method	Run	Dil Factor	Initial Amount	Final Amount	Batch Number	Prepared or Analyzed	Analyst	Lab
Total/NA	Analysis	300.0-1993 R2.1		10	5 mL	5 mL	875260	02/11/25 16:12	AF	EET SAV
	Instrument ID: CICP									
Total Recoverable	Prep	3005A			25 mL	125 mL	874804	02/07/25 05:43	RR	EET SAV
Total Recoverable	Analysis	6020B		1			876557	02/20/25 14:47	BWR	EET SAV
	Instrument ID: ICPMSC									
Total Recoverable	Prep	3005A			25 mL	125 mL	874804	02/07/25 05:43	RR	EET SAV
Total Recoverable	Analysis	6020B		1			874968	02/07/25 16:14	BWR	EET SAV
	Instrument ID: ICPMSG									
Total/NA	Prep	7470A			50 mL	50 mL	875499	02/12/25 12:58	MG	EET SAV
Total/NA	Analysis	7470A		1			875621	02/12/25 18:51	BJB	EET SAV
	Instrument ID: QuickTrace3									
Total/NA	Analysis	2540C-2011		1	50 mL	200 mL	875415	02/12/25 08:14	PG	EET SAV
	Instrument ID: NOEQUIP									

Client Sample ID: MCI-AP1-FD-02

Date Collected: 02/05/25 00:00
Date Received: 02/06/25 09:40

Lab Sample ID: 680-261610-3

Matrix: Water

Prep Type	Batch Type	Batch Method	Run	Dil Factor	Initial Amount	Final Amount	Batch Number	Prepared or Analyzed	Analyst	Lab
Total/NA	Analysis	300.0-1993 R2.1		5	5 mL	5 mL	875260	02/11/25 16:22	AF	EET SAV
	Instrument ID: CICP									
Total Recoverable	Prep	3005A			25 mL	125 mL	874805	02/07/25 05:43	RR	EET SAV
Total Recoverable	Analysis	6020B		1			875084	02/08/25 13:26	BWR	EET SAV
	Instrument ID: ICPMSC									
Total Recoverable	Prep	3005A			25 mL	125 mL	874805	02/07/25 05:43	RR	EET SAV
Total Recoverable	Analysis	6020B		1			874968	02/07/25 15:24	BWR	EET SAV
	Instrument ID: ICPMSG									

Lab Chronicle

Client: Southern Company
Project/Site: Plant McIntosh - Ash Pond 1

Job ID: 680-261610-1

Client Sample ID: MCI-AP1-FD-02
Date Collected: 02/05/25 00:00
Date Received: 02/06/25 09:40

Lab Sample ID: 680-261610-3
Matrix: Water

Prep Type	Batch Type	Batch Method	Run	Dil Factor	Initial Amount	Final Amount	Batch Number	Prepared or Analyzed	Analyst	Lab
Total/NA	Prep	7470A			50 mL	50 mL	875499	02/12/25 12:58	MG	EET SAV
Total/NA	Analysis	7470A		1			875621	02/12/25 18:42	BJB	EET SAV
	Instrument ID: QuickTrace3									
Total/NA	Analysis	2540C-2011		1	50 mL	200 mL	875415	02/12/25 08:14	PG	EET SAV
	Instrument ID: NOEQUIP									

Laboratory References:
EET SAV = Eurofins Savannah, 5102 LaRoche Avenue, Savannah, GA 31404, TEL (912)354-7858

Accreditation/Certification Summary

Client: Southern Company
Job ID: 680-261610-1
Project/Site: Plant McIntosh - Ash Pond 1

Laboratory: Eurofins Savannah

The accreditations/certifications listed below are applicable to this report.

Authority	Program	Identification Number	Expiration Date
Florida	NELAP	E87052	06-30-25
Georgia	State	E87052	06-30-25

Method Summary

Client: Southern Company
Project/Site: Plant McIntosh - Ash Pond 1

Job ID: 680-261610-1

Method	Method Description	Protocol	Laboratory
300.0-1993 R2.1	Anions, Ion Chromatography	MCAWW	EET SAV
6020B	Metals (ICP/MS)	SW846	EET SAV
7470A	Mercury (CVAA)	SW846	EET SAV
2540C-2011	Total Dissolved Solids (Dried at 180 °C)	SM	EET SAV
3005A	Preparation, Total Recoverable or Dissolved Metals	SW846	EET SAV
7470A	Preparation, Mercury	SW846	EET SAV

Protocol References:

MCAWW = "Methods For Chemical Analysis Of Water And Wastes", EPA-600/4-79-020, March 1983 And Subsequent Revisions.

SM = "Standard Methods For The Examination Of Water And Wastewater"

SW846 = "Test Methods For Evaluating Solid Waste, Physical/Chemical Methods", Third Edition, November 1986 And Its Updates.

Laboratory References:

EET SAV = Eurofins Savannah, 5102 LaRoche Avenue, Savannah, GA 31404, TEL (912)354-7858

Eurofins TestAmerica, Savannah
5102 LaRoche Avenue
Savannah, GA 31404
Phone (912) 354-7858 Fax (912) 352-0165

Chain of Custody Record

eurofins | Environment Testing America

Client Information	Sampler: T. Goble / S May ACC	Lab PM: Fuller, David	Carrier Tracking No(s):	COC No:
Client Contact: SCS Contacts	Phone: 770-594-5998	E-Mail: david.fuller@et.eurofinsus.com		Page: 1 of 1
Company: GA Power				Job #:
Address: 241 Ralph McGill Blvd SE	Due Date Requested			
City: Atlanta	TAT Requested (days)			
State, Zip: GA, 30308				
Phone: 404-506-7116(Tel)	Lab Project #: 68027747			
Email: SCS Contacts / ACC Contacts	PO #: GPC82130-0002			
Project Name: Plant McIntosh - Ash Pond 1	Project #:			
Site: Georgia	SSOW#:			

Analysis Requested

Preservation Codes

A - HCL	M - Hexane
B - NaOH	N - None
C - Zn Acetate	O - AsNaO2
D - Nitric Acid	P - Na2O4S
E - NaHSO4	Q - Na2SO3
F - MeOH	R - Na2S2O3
G - Amchlor	S - H2SO4
H - Ascorbic Acid	T - TSP Dodecahydrate
I - Ice	U - Acetone
J - DI Water	V - MCAA
K - EDTA	W - pH 4-5
L - EDA	Z - other (specify)

Other:

Task_Code: MCI-CCR-ASSMT-2025S1

Special Instructions/Note: Full APP III + APP IV

Sample Identification	Sample Date (mm/dd/yy)	Sample Time (hhmm)	Sample Type (C=comp, G=grab)	Matrix (WG=ground water WS=surface water WQ=quality control)	Field Filtered Sample (Yes or No)	Perform MS/MSD (Yes or No)	App. III Metals (B, Ca)	Cl, F, SO_4, TDS (EPA 300.0 & SM 2540C)	App IV Metals (Sb, As, Ba, Be, Cd, Cr, Co, Pb, Li, Hg, Mo, Se, Tl) (EPA 6020/7470)	Radium 226 & 228 (SW-846 9315/9320)	Total Number of containers
			Preservation Code:				D	I	D	D	
MCI- MGWC-2	02/05/25	1057	G	WG	N	N	✓	✓	✓	✓	5
MCI- MGWC-19	02/05/25	1241	G	WG	N	N	✓	✓	✓	✓	5
MCI- AP1-FD-02	02/05/25	—	G	WG	N	N	✓	✓	✓	✓	5
MCI-			G			N					
MCI-			G			N					
MCI-			G			N					
MCI-			G			N					
MCI-			G			N					
MCI-			G			N					
MCI-			G			N					
MCI-			G			N					

680-261610 Chain of Custody

Possible Hazard Identification
☐ Non-Hazard ☐ Flammable ☐ Skin Irritant ☐ Poison B ☐ Unknown ☐ Radiological

Sample Disposal (A fee may be assessed if samples are retained longer than 1 month)
☐ Return To Client ☐ Disposal By Lab ☐ Archive For _____ Months

Deliverable Requested I, II, III, IV Other (specify)

Special Instructions/QC Requirements

Empty Kit Relinquished by:	Date:	Time	Method of Shipment:

	Relinquished by	Date/Time	Company	Received by	Date/Time	Company
1	Taylor Goble	2-5-25/2035	ACC		2-5-25/2035	ACC
2		2-6-25/0940	ACC		2/6/25 940	
3						

Custody Seals Intact: △ Yes △ No

Custody Seal No

Cooler Temperature(s) °C and Other Remarks: 3.0/3.0

Eurofins Savannah
5102 LaRoche Avenue
Savannah, GA 31404
Phone: 912-354-7858 Fax: 912-352-0165

Chain of Custody Record

eurofins | Environment Testing

Client Information (Sub Contract Lab)	Sampler: N/A	Lab PM: Fuller, David	Carrier Tracking No(s): N/A	COC No: 680-794022.1
Client Contact: Shipping/Receiving	Phone: N/A	E-Mail: David.Fuller@et.eurofinsus.com	State of Origin: Georgia	Page: Page 1 of 1
Company: TestAmerica Laboratories, Inc.		Accreditations Required (See note): NELAP - Florida; State - Georgia		Job #: 680-261610-1
Address: 13715 Rider Trail North, ,	Due Date Requested: 2/18/2025			Preservation Codes: -
City: Earth City	TAT Requested (days): N/A			
State, Zip: MO, 63045				
Phone: 314-298-8566(Tel) 314-298-8757(Fax)	PO #: N/A			
Email: N/A	WO #: N/A			
Project Name: Plant McIntosh - Ash Pond 1	Project #: 68027747			
Site: N/A	SSOW#: N/A			Other: N/A

Analysis Requested

Sample Identification - Client ID (Lab ID)	Sample Date	Sample Time	Sample Type (C=comp, G=grab)	Matrix (W=water, S=solid, O=waste/oil, BT=Tissue, A=Air)	Field Filtered Sample (Yes or No)	Perform MS/MSD (Yes or No)	9315_Ra226/PrecSep_21 Radium-226	9320_Ra228/PrecSep_0 Radium-228	Ra226Ra228_GFPC/ Combined Radium-226 and Radium-228	Total Number of containers	Special Instructions/Note:
			Preservation Code:								
MCI-MGWC-2 (680-261610-1)	2/5/25	10:57 Eastern	G	Water			X	X	X	2	
MCI-MGWC-19 (680-261610-2)	2/5/25	12:41 Eastern	G	Water			X	X	X	2	
MCI-AP1-FD-02 (680-261610-3)	2/5/25	Eastern	G	Water			X	X	X	2	

Note: Since laboratory accreditations are subject to change, Eurofins Environment Testing Southeast, LLC places the ownership of method, analyte & accreditation compliance upon our subcontract laboratories. This sample shipment is forwarded under chain-of-custody. If the laboratory does not currently maintain accreditation in the State of Origin listed above for analysis/tests/matrix being analyzed, the samples must be shipped back to the Eurofins Environment Testing Southeast, LLC laboratory or other instructions will be provided. Any changes to accreditation status should be brought to Eurofins Environment Testing Southeast, LLC attention immediately. If all requested accreditations are current to date, return the signed Chain of Custody attesting to said compliance to Eurofins Environment Testing Southeast, LLC

Possible Hazard Identification
Unconfirmed

Sample Disposal (A fee may be assessed if samples are retained longer than 1 month)
☐ *Return To Client* ☐ *Disposal By Lab* ☐ *Archive For* _____ *Months*

Deliverable Requested: I, II, III, IV, Other (specify) Primary Deliverable Rank: 2

Special Instructions/QC Requirements:

Empty Kit Relinquished by:	Date:	Time:	Method of Shipment:		
Relinquished by:	Date/Time: 2/10/25 1500	Company	Received by: Cheyenne Forrest	Date/Time: 0845 FEB 11 2025	Company: ETA-SL
Relinquished by:	Date/Time:	Company	Received by: Cheyenne Forrest	Date/Time:	Company
Relinquished by:	Date/Time:	Company	Received by:	Date/Time:	Company
Custody Seals Intact: Δ Yes Δ No	Custody Seal No.:		Cooler Temperature(s) °C and Other Remarks:		

Ver: 10/10/2024

Login Sample Receipt Checklist

Client: Southern Company

Job Number: 680-261610-1

Login Number: 261610
List Number: 1
Creator: Munro, Caroline

List Source: Eurofins Savannah

Question	Answer	Comment
Radioactivity wasn't checked or is </= background as measured by a survey meter.	N/A	
The cooler's custody seal, if present, is intact.	True	
Sample custody seals, if present, are intact.	True	
The cooler or samples do not appear to have been compromised or tampered with.	True	
Samples were received on ice.	True	
Cooler Temperature is acceptable.	True	
Cooler Temperature is recorded.	True	
COC is present.	True	
COC is filled out in ink and legible.	True	
COC is filled out with all pertinent information.	True	
Is the Field Sampler's name present on COC?	True	
There are no discrepancies between the containers received and the COC.	True	
Samples are received within Holding Time (excluding tests with immediate HTs)	True	
Sample containers have legible labels.	True	
Containers are not broken or leaking.	True	
Sample collection date/times are provided.	True	
Appropriate sample containers are used.	True	
Sample bottles are completely filled.	True	
Sample Preservation Verified.	N/A	
There is sufficient vol. for all requested analyses, incl. any requested MS/MSDs	True	
Containers requiring zero headspace have no headspace or bubble is <6mm (1/4").	N/A	
Multiphasic samples are not present.	True	
Samples do not require splitting or compositing.	True	
Residual Chlorine Checked.	N/A	

This receipt checklist is generated for all samples received in this Login. It may not be applicable to all Jobs associated with this Login.

eurofins | Environment Testing

ANALYTICAL REPORT

PREPARED FOR

Attn: Kevin Stephenson
Southern Company
241 Ralph McGill Blvd SE
B10185
Atlanta, Georgia 30308

Generated 3/10/2025 5:35:59 PM

JOB DESCRIPTION

Plant McIntosh - Ash Pond 1

JOB NUMBER

680-261610-3

Eurofins Savannah
5102 LaRoche Avenue
Savannah GA 31404

See page two for job notes and contact information.

my EOL

Job Notes

This report may not be reproduced except in full, and with written approval from the laboratory. The results relate only to the samples tested. For questions please contact the Project Manager at the e-mail address or telephone number listed on this page.

The test results in this report relate only to the samples as received by the laboratory and will meet all requirements of the methodology, with any exceptions noted. This report shall not be reproduced except in full, without the express written approval of the laboratory. All questions should be directed to the Eurofins Environment Testing Southeast, LLC Project Manager.

Authorization



Generated
3/10/2025 5:35:59 PM

Authorized for release by
David Fuller, Project Manager
David.Fuller@et.eurofinsus.com
(770)344-8986

Definitions/Glossary

Client: Southern Company
Job ID: 680-261610-3
Project/Site: Plant McIntosh - Ash Pond 1

Qualifiers

Rad

Qualifier	Qualifier Description
U	Result is less than the sample detection limit.

Glossary

Abbreviation	These commonly used abbreviations may or may not be present in this report.
☼	Listed under the "D" column to designate that the result is reported on a dry weight basis
%R	Percent Recovery
CFL	Contains Free Liquid
CFU	Colony Forming Unit
CNF	Contains No Free Liquid
DER	Duplicate Error Ratio (normalized absolute difference)
Dil Fac	Dilution Factor
DL	Detection Limit (DoD/DOE)
DL, RA, RE, IN	Indicates a Dilution, Re-analysis, Re-extraction, or additional Initial metals/anion analysis of the sample
DLC	Decision Level Concentration (Radiochemistry)
EDL	Estimated Detection Limit (Dioxin)
LOD	Limit of Detection (DoD/DOE)
LOQ	Limit of Quantitation (DoD/DOE)
MCL	EPA recommended "Maximum Contaminant Level"
MDA	Minimum Detectable Activity (Radiochemistry)
MDC	Minimum Detectable Concentration (Radiochemistry)
MDL	Method Detection Limit
ML	Minimum Level (Dioxin)
MPN	Most Probable Number
MQL	Method Quantitation Limit
NC	Not Calculated
ND	Not Detected at the reporting limit (or MDL or EDL if shown)
NEG	Negative / Absent
POS	Positive / Present
PQL	Practical Quantitation Limit
PRES	Presumptive
QC	Quality Control
RER	Relative Error Ratio (Radiochemistry)
RL	Reporting Limit or Requested Limit (Radiochemistry)
RPD	Relative Percent Difference, a measure of the relative difference between two points
TEF	Toxicity Equivalent Factor (Dioxin)
TEQ	Toxicity Equivalent Quotient (Dioxin)
TNTC	Too Numerous To Count

Sample Summary

Client: Southern Company
Job ID: 680-261610-3
Project/Site: Plant McIntosh - Ash Pond 1

Lab Sample ID	Client Sample ID	Matrix	Collected	Received
680-261610-1	MCI-MGWC-2	Water	02/05/25 10:57	02/06/25 09:40
680-261610-2	MCI-MGWC-19	Water	02/05/25 12:41	02/06/25 09:40
680-261610-3	MCI-AP1-FD-02	Water	02/05/25 00:00	02/06/25 09:40

Job ID: 680-261610-3 — Eurofins Savannah

Job Narrative
680-261610-3

Analytical test results meet all requirements of the associated regulatory program listed on the Accreditation/Certification Summary Page unless otherwise noted under the individual analysis. Data qualifiers and/or narrative comments are included to explain any exceptions, if applicable.

- Matrix QC may not be reported if insufficient sample is provided or site-specific QC samples were not submitted. In these situations, to demonstrate precision and accuracy at a batch level, a LCS/LCSD may be performed, unless otherwise specified in the method.
- Surrogate and/or isotope dilution analyte recoveries (if applicable) which are outside of the QC window are confirmed unless attributed to a dilution or otherwise noted in the narrative.

Receipt
The samples were received on 2/6/2025 9:40 AM. Unless otherwise noted below, the samples arrived in good condition, and, where required, properly preserved and on ice. The temperature of the cooler at receipt time was 3.0°C.

Gas Flow Proportional Counter
No additional analytical or quality issues were noted, other than those described above or in the Definitions/ Glossary page.

Rad
No additional analytical or quality issues were noted, other than those described above or in the Definitions/ Glossary page.

Client Sample ID: MCI-MGWC-2

Date Collected: 02/05/25 10:57
Date Received: 02/06/25 09:40

Lab Sample ID: 680-261610-1

Matrix: Water

Method: SW846 9315 - Radium-226 (GFPC)

Analyte	Result	Qualifier	Count Uncert. (2σ+/-)	Total Uncert. (2σ+/-)	RL	MDC	Unit	Prepared	Analyzed	Dil Fac
Radium-226	0.217	U	0.185	0.186	1.00	0.275	pCi/L	02/13/25 07:57	03/07/25 09:55	1

Carrier	*%Yield*	*Qualifier*	*Limits*	*Prepared*	*Analyzed*	*Dil Fac*
Ba Carrier	*77.9*		*30 - 110*	*02/13/25 07:57*	*03/07/25 09:55*	*1*

Method: SW846 9320 - Radium-228 (GFPC)

Analyte	Result	Qualifier	Count Uncert. (2σ+/-)	Total Uncert. (2σ+/-)	RL	MDC	Unit	Prepared	Analyzed	Dil Fac
Radium-228	0.111	U	0.415	0.415	1.00	0.743	pCi/L	02/13/25 08:01	03/06/25 12:11	1

Carrier	*%Yield*	*Qualifier*	*Limits*	*Prepared*	*Analyzed*	*Dil Fac*
Ba Carrier	*77.9*		*30 - 110*	*02/13/25 08:01*	*03/06/25 12:11*	*1*
Y Carrier	*74.8*		*30 - 110*	*02/13/25 08:01*	*03/06/25 12:11*	*1*

Method: TAL-STL Ra226_Ra228 - Combined Radium-226 and Radium-228

Analyte	Result	Qualifier	Count Uncert. (2σ+/-)	Total Uncert. (2σ+/-)	RL	MDC	Unit	Prepared	Analyzed	Dil Fac
Combined Radium 226 + 228	0.328	U	0.454	0.455	5.00	0.743	pCi/L		03/10/25 11:35	1

Client Sample ID: MCI-MGWC-19

Date Collected: 02/05/25 12:41
Date Received: 02/06/25 09:40

Lab Sample ID: 680-261610-2

Matrix: Water

Method: SW846 9315 - Radium-226 (GFPC)

Analyte	Result	Qualifier	Count Uncert. (2σ+/-)	Total Uncert. (2σ+/-)	RL	MDC	Unit	Prepared	Analyzed	Dil Fac
Radium-226	**0.608**		0.282	0.288	1.00	0.359	pCi/L	02/13/25 07:57	03/07/25 09:55	1

Carrier	*%Yield*	*Qualifier*	*Limits*	*Prepared*	*Analyzed*	*Dil Fac*
Ba Carrier	*83.6*		*30 - 110*	*02/13/25 07:57*	*03/07/25 09:55*	*1*

Method: SW846 9320 - Radium-228 (GFPC)

Analyte	Result	Qualifier	Count Uncert. (2σ+/-)	Total Uncert. (2σ+/-)	RL	MDC	Unit	Prepared	Analyzed	Dil Fac
Radium-228	0.251	U	0.427	0.427	1.00	0.730	pCi/L	02/13/25 08:01	03/06/25 12:06	1

Carrier	*%Yield*	*Qualifier*	*Limits*	*Prepared*	*Analyzed*	*Dil Fac*
Ba Carrier	*83.6*		*30 - 110*	*02/13/25 08:01*	*03/06/25 12:06*	*1*
Y Carrier	*77.4*		*30 - 110*	*02/13/25 08:01*	*03/06/25 12:06*	*1*

Client: Southern Company
Project/Site: Plant McIntosh - Ash Pond 1

Job ID: 680-261610-3

Client Sample ID: MCI-MGWC-19

Lab Sample ID: 680-261610-2

Date Collected: 02/05/25 12:41
Matrix: Water
Date Received: 02/06/25 09:40

Method: TAL-STL Ra226_Ra228 - Combined Radium-226 and Radium-228

Analyte	Result	Qualifier	Count Uncert. (2σ+/-)	Total Uncert. (2σ+/-)	RL	MDC	Unit	Prepared	Analyzed	Dil Fac
Combined Radium 226 + 228	0.859		0.512	0.515	5.00	0.730	pCi/L		03/10/25 11:35	1

Client Sample ID: MCI-AP1-FD-02

Lab Sample ID: 680-261610-3

Date Collected: 02/05/25 00:00
Matrix: Water
Date Received: 02/06/25 09:40

Method: SW846 9315 - Radium-226 (GFPC)

Analyte	Result	Qualifier	Count Uncert. (2σ+/-)	Total Uncert. (2σ+/-)	RL	MDC	Unit	Prepared	Analyzed	Dil Fac
Radium-226	0.309		0.214	0.216	1.00	0.305	pCi/L	02/13/25 07:57	03/07/25 09:49	1

Carrier	*%Yield*	*Qualifier*	*Limits*	*Prepared*	*Analyzed*	*Dil Fac*
Ba Carrier	*82.1*		*30 - 110*	*02/13/25 07:57*	*03/07/25 09:49*	*1*

Method: SW846 9320 - Radium-228 (GFPC)

Analyte	Result	Qualifier	Count Uncert. (2σ+/-)	Total Uncert. (2σ+/-)	RL	MDC	Unit	Prepared	Analyzed	Dil Fac
Radium-228	0.173	U	0.443	0.443	1.00	0.777	pCi/L	02/13/25 08:01	03/06/25 12:06	1

Carrier	*%Yield*	*Qualifier*	*Limits*	*Prepared*	*Analyzed*	*Dil Fac*
Ba Carrier	*82.1*		*30 - 110*	*02/13/25 08:01*	*03/06/25 12:06*	*1*
Y Carrier	*77.8*		*30 - 110*	*02/13/25 08:01*	*03/06/25 12:06*	*1*

Method: TAL-STL Ra226_Ra228 - Combined Radium-226 and Radium-228

Analyte	Result	Qualifier	Count Uncert. (2σ+/-)	Total Uncert. (2σ+/-)	RL	MDC	Unit	Prepared	Analyzed	Dil Fac
Combined Radium 226 + 228	0.482	U	0.492	0.493	5.00	0.777	pCi/L		03/10/25 11:35	1

Tracer/Carrier Summary

Client: Southern Company
Project/Site: Plant McIntosh - Ash Pond 1

Job ID: 680-261610-3

Method: 9315 - Radium-226 (GFPC)

Matrix: Water

Prep Type: Total/NA

		Percent Yield (Acceptance Limits)
		Ba
Lab Sample ID	Client Sample ID	(30-110)
680-261610-1	MCI-MGWC-2	77.9
680-261610-1 DU	MCI-MGWC-2	90.0
680-261610-2	MCI-MGWC-19	83.6
680-261610-3	MCI-AP1-FD-02	82.1
LCS 160-702736/2-A	Lab Control Sample	86.3
MB 160-702736/1-A	Method Blank	85.3

Tracer/Carrier Legend

Ba = Ba Carrier

Method: 9320 - Radium-228 (GFPC)

Matrix: Water

Prep Type: Total/NA

		Percent Yield (Acceptance Limits)	
		Ba	Y
Lab Sample ID	Client Sample ID	(30-110)	(30-110)
680-261610-1	MCI-MGWC-2	77.9	74.8
680-261610-1 DU	MCI-MGWC-2	90.0	82.6
680-261610-2	MCI-MGWC-19	83.6	77.4
680-261610-3	MCI-AP1-FD-02	82.1	77.8
LCS 160-702740/2-A	Lab Control Sample	86.3	78.9
MB 160-702740/1-A	Method Blank	85.3	75.9

Tracer/Carrier Legend

Ba = Ba Carrier

Y = Y Carrier

Method: 9315 - Radium-226 (GFPC)

Lab Sample ID: MB 160-702736/1-A
Matrix: Water
Analysis Batch: 706560

Client Sample ID: Method Blank
Prep Type: Total/NA
Prep Batch: 702736

Analyte	MB Result	MB Qualifier	Count Uncert. (2σ+/-)	Total Uncert. (2σ+/-)	RL	MDC	Unit	Prepared	Analyzed	Dil Fac
Radium-226	0.05537	U	0.139	0.139	1.00	0.257	pCi/L	02/13/25 07:57	03/07/25 09:55	1

Carrier	*MB %Yield*	*MB Qualifier*	*Limits*	*Prepared*	*Analyzed*	*Dil Fac*
Ba Carrier	*85.3*		*30 - 110*	*02/13/25 07:57*	*03/07/25 09:55*	*1*

Lab Sample ID: LCS 160-702736/2-A
Matrix: Water
Analysis Batch: 706560

Client Sample ID: Lab Control Sample
Prep Type: Total/NA
Prep Batch: 702736

Analyte			Spike Added	LCS Result	LCS Qual	Total Uncert. (2σ+/-)	RL	MDC	Unit	%Rec	%Rec Limits		
Radium-226			9.58	8.205		1.10	1.00	0.308	pCi/L	86	75 - 125		

Carrier	*LCS %Yield*	*LCS Qualifier*	*Limits*
Ba Carrier	*86.3*		*30 - 110*

Lab Sample ID: 680-261610-1 DU
Matrix: Water
Analysis Batch: 706560

Client Sample ID: MCI-MGWC-2
Prep Type: Total/NA
Prep Batch: 702736

Analyte	Sample Result	Sample Qual		DU Result	DU Qual	Total Uncert. (2σ+/-)	RL	MDC	Unit			RER	RER Limit
Radium-226	0.217	U		0.2773		0.191	1.00	0.264	pCi/L			0.16	1

Carrier	*DU %Yield*	*DU Qualifier*	*Limits*
Ba Carrier	*90.0*		*30 - 110*

Method: 9320 - Radium-228 (GFPC)

Lab Sample ID: MB 160-702740/1-A
Matrix: Water
Analysis Batch: 706383

Client Sample ID: Method Blank
Prep Type: Total/NA
Prep Batch: 702740

Analyte	MB Result	MB Qualifier	Count Uncert. (2σ+/-)	Total Uncert. (2σ+/-)	RL	MDC	Unit	Prepared	Analyzed	Dil Fac
Radium-228	-0.1634	U	0.329	0.329	1.00	0.660	pCi/L	02/13/25 08:01	03/06/25 12:10	1

Carrier	*MB %Yield*	*MB Qualifier*	*Limits*	*Prepared*	*Analyzed*	*Dil Fac*
Ba Carrier	*85.3*		*30 - 110*	*02/13/25 08:01*	*03/06/25 12:10*	*1*
Y Carrier	*75.9*		*30 - 110*	*02/13/25 08:01*	*03/06/25 12:10*	*1*

Method: 9320 - Radium-228 (GFPC) (Continued)

Lab Sample ID: LCS 160-702740/2-A
Matrix: Water
Analysis Batch: 706383

Client Sample ID: Lab Control Sample
Prep Type: Total/NA
Prep Batch: 702740

Analyte			Spike Added	LCS Result	LCS Qual	Total Uncert. (2σ+/-)	RL	MDC	Unit	%Rec	%Rec Limits		
Radium-228			8.04	8.591		1.25	1.00	0.547	pCi/L	107	75 - 125		

Carrier	*LCS %Yield*	*LCS Qualifier*	*Limits*
Ba Carrier	*86.3*		*30 - 110*
Y Carrier	*78.9*		*30 - 110*

Lab Sample ID: 680-261610-1 DU
Matrix: Water
Analysis Batch: 706383

Client Sample ID: MCI-MGWC-2
Prep Type: Total/NA
Prep Batch: 702740

Analyte	Sample Result	Sample Qual		DU Result	DU Qual	Total Uncert. (2σ+/-)	RL	MDC	Unit			RER	RER Limit
Radium-228	0.111	U		0.5096	U	0.349	1.00	0.513	pCi/L			0.52	1

Carrier	*DU %Yield*	*DU Qualifier*	*Limits*
Ba Carrier	*90.0*		*30 - 110*
Y Carrier	*82.6*		*30 - 110*

QC Association Summary

Client: Southern Company
Project/Site: Plant McIntosh - Ash Pond 1

Job ID: 680-261610-3

Rad

Prep Batch: 702736

Lab Sample ID	Client Sample ID	Prep Type	Matrix	Method	Prep Batch
680-261610-1	MCI-MGWC-2	Total/NA	Water	PrecSep-21	
680-261610-2	MCI-MGWC-19	Total/NA	Water	PrecSep-21	
680-261610-3	MCI-AP1-FD-02	Total/NA	Water	PrecSep-21	
MB 160-702736/1-A	Method Blank	Total/NA	Water	PrecSep-21	
LCS 160-702736/2-A	Lab Control Sample	Total/NA	Water	PrecSep-21	
680-261610-1 DU	MCI-MGWC-2	Total/NA	Water	PrecSep-21	

Prep Batch: 702740

Lab Sample ID	Client Sample ID	Prep Type	Matrix	Method	Prep Batch
680-261610-1	MCI-MGWC-2	Total/NA	Water	PrecSep_0	
680-261610-2	MCI-MGWC-19	Total/NA	Water	PrecSep_0	
680-261610-3	MCI-AP1-FD-02	Total/NA	Water	PrecSep_0	
MB 160-702740/1-A	Method Blank	Total/NA	Water	PrecSep_0	
LCS 160-702740/2-A	Lab Control Sample	Total/NA	Water	PrecSep_0	
680-261610-1 DU	MCI-MGWC-2	Total/NA	Water	PrecSep_0	

Lab Chronicle

Client: Southern Company
Job ID: 680-261610-3
Project/Site: Plant McIntosh - Ash Pond 1

Client Sample ID: MCI-MGWC-2
Lab Sample ID: 680-261610-1
Date Collected: 02/05/25 10:57
Matrix: Water
Date Received: 02/06/25 09:40

Prep Type	Batch Type	Batch Method	Run	Dil Factor	Initial Amount	Final Amount	Batch Number	Prepared or Analyzed	Analyst	Lab
Total/NA	Prep	PrecSep-21			1001.38 mL	1.0 g	702736	02/13/25 07:57	OGC	EET SL
Total/NA	Analysis	9315		1			706560	03/07/25 09:55	SWS	EET SL
	Instrument ID: GFPCBLUE									
Total/NA	Prep	PrecSep_0			1001.38 mL	1.0 g	702740	02/13/25 08:01	OGC	EET SL
Total/NA	Analysis	9320		1			706383	03/06/25 12:11	SWS	EET SL
	Instrument ID: GFPCRED									
Total/NA	Analysis	Ra226_Ra228		1			706941	03/10/25 11:35	SCB	EET SL
	Instrument ID: NOEQUIP									

Client Sample ID: MCI-MGWC-19
Lab Sample ID: 680-261610-2
Date Collected: 02/05/25 12:41
Matrix: Water
Date Received: 02/06/25 09:40

Prep Type	Batch Type	Batch Method	Run	Dil Factor	Initial Amount	Final Amount	Batch Number	Prepared or Analyzed	Analyst	Lab
Total/NA	Prep	PrecSep-21			1002.14 mL	1.0 g	702736	02/13/25 07:57	OGC	EET SL
Total/NA	Analysis	9315		1	1.0 mL	1.0 mL	706560	03/07/25 09:55	SWS	EET SL
	Instrument ID: GFPCBLUE									
Total/NA	Prep	PrecSep_0			1002.14 mL	1.0 g	702740	02/13/25 08:01	OGC	EET SL
Total/NA	Analysis	9320		1			706419	03/06/25 12:06	SWS	EET SL
	Instrument ID: GFPCPROTEAN									
Total/NA	Analysis	Ra226_Ra228		1			706941	03/10/25 11:35	SCB	EET SL
	Instrument ID: NOEQUIP									

Client Sample ID: MCI-AP1-FD-02
Lab Sample ID: 680-261610-3
Date Collected: 02/05/25 00:00
Matrix: Water
Date Received: 02/06/25 09:40

Prep Type	Batch Type	Batch Method	Run	Dil Factor	Initial Amount	Final Amount	Batch Number	Prepared or Analyzed	Analyst	Lab
Total/NA	Prep	PrecSep-21			1001.59 mL	1.0 g	702736	02/13/25 07:57	OGC	EET SL
Total/NA	Analysis	9315		1	1.0 mL	1.0 mL	706561	03/07/25 09:49	SWS	EET SL
	Instrument ID: GFPCPURPLE									
Total/NA	Prep	PrecSep_0			1001.59 mL	1.0 g	702740	02/13/25 08:01	OGC	EET SL
Total/NA	Analysis	9320		1			706419	03/06/25 12:06	SWS	EET SL
	Instrument ID: GFPCPROTEAN									
Total/NA	Analysis	Ra226_Ra228		1			706941	03/10/25 11:35	SCB	EET SL
	Instrument ID: NOEQUIP									

Laboratory References:

EET SL = Eurofins St. Louis, 13715 Rider Trail North, Earth City, MO 63045, TEL (314)298-8566

Accreditation/Certification Summary

Client: Southern Company
Job ID: 680-261610-3
Project/Site: Plant McIntosh - Ash Pond 1

Laboratory: Eurofins St. Louis

The accreditations/certifications listed below are applicable to this report.

Authority	Program	Identification Number	Expiration Date
Florida	NELAP	E87689	06-30-25

Method Summary

Client: Southern Company
Project/Site: Plant McIntosh - Ash Pond 1

Job ID: 680-261610-3

Method	Method Description	Protocol	Laboratory
9315	Radium-226 (GFPC)	SW846	EET SL
9320	Radium-228 (GFPC)	SW846	EET SL
Ra226_Ra228	Combined Radium-226 and Radium-228	TAL-STL	EET SL
PrecSep_0	Preparation, Precipitate Separation	None	EET SL
PrecSep-21	Preparation, Precipitate Separation (21-Day In-Growth)	None	EET SL

Protocol References:

None = None

SW846 = "Test Methods For Evaluating Solid Waste, Physical/Chemical Methods", Third Edition, November 1986 And Its Updates.

TAL-STL = TestAmerica Laboratories, St. Louis, Facility Standard Operating Procedure.

Laboratory References:

EET SL = Eurofins St. Louis, 13715 Rider Trail North, Earth City, MO 63045, TEL (314)298-8566

Eurofins TestAmerica, Savannah
5102 LaRoche Avenue
Savannah, GA 31404
Phone (912) 354-7858 Fax (912) 352-0165

Chain of Custody Record

eurofins | Environment Testing America

Client Information	Sampler: T. Goble / S May ACC	Lab PM: Fuller, David	Carrier Tracking No(s):	COC No:
Client Contact: SCS Contacts	Phone: 770-594-5998	E-Mail: david.fuller@et.eurofinsus.com		Page: 1 of 1
Company: GA Power				Job #:
Address: 241 Ralph McGill Blvd SE	Due Date Requested			
City: Atlanta	TAT Requested (days)			
State, Zip: GA, 30308				
Phone: 404-506-7116(Tel)	Lab Project #: 68027747			
Email: SCS Contacts / ACC Contacts	PO #: GPC82130-0002			
Project Name: Plant McIntosh - Ash Pond 1	Project #:			
Site: Georgia	SSOW#:			

Analysis Requested

Preservation Codes

A - HCL	M - Hexane
B - NaOH	N - None
C - Zn Acetate	O - AsNaO2
D - Nitric Acid	P - Na2O4S
E - NaHSO4	Q - Na2SO3
F - MeOH	R - Na2S2O3
G - Amchlor	S - H2SO4
H - Ascorbic Acid	T - TSP Dodecahydrate
I - Ice	U - Acetone
J - DI Water	V - MCAA
K - EDTA	W - pH 4-5
L - EDA	Z - other (specify)

Other:

Task_Code: MCI-CCR-ASSMT-2025S1

Special Instructions/Note: Full APP III + APP IV

Sample Identification	Sample Date (mm/dd/yy)	Sample Time (hhmm)	Sample Type (C=comp, G=grab)	Matrix (WG=ground water WS=surface water WQ=quality control)	Field Filtered Sample (Yes or No)	Perform MS/MSD (Yes or No)	App. III Metals (B, Ca)	Cl, F, SO_4, TDS (EPA 300.0 & SM 2540C)	App IV Metals (Sb, As, Ba, Be, Cd, Cr, Co, Pb, Li, Hg, Mo, Se, Tl) (EPA 6020/7470)	Radium 226 & 228 (SW-846 9315/9320)	Total Number of containers
			Preservation Code:				D	I	D	D	
MCI- MGWC-2	02/05/25	1057	G	WG	N	N	✓	✓	✓	✓	5
MCI- MGWC-19	02/05/25	1241	G	WG	N	N	✓	✓	✓	✓	5
MCI- AP1-FD-02	02/05/25	—	G	WG	N	N	✓	✓	✓	✓	5
MCI-			G			N					
MCI-			G			N					
MCI-			G			N					
MCI-			G			N					
MCI-			G			N					
MCI-			G			N					
MCI-			G			N					
MCI-			G			N					

680-261610 Chain of Custody

Possible Hazard Identification
☐ Non-Hazard ☐ Flammable ☐ Skin Irritant ☐ Poison B ☐ Unknown ☐ Radiological

Sample Disposal (A fee may be assessed if samples are retained longer than 1 month)
☐ Return To Client ☐ Disposal By Lab ☐ Archive For _____ Months

Deliverable Requested I, II, III, IV Other (specify)

Special Instructions/QC Requirements

Empty Kit Relinquished by:	Date:	Time	Method of Shipment:

	Relinquished by	Date/Time	Company	Received by	Date/Time	Company
1	Taylor Goble	2-5-25/2035	ACC		2-5-25/2035	ACC
2		2-6-25/0940	ACC		2/6/25 940	
3						

Custody Seals Intact: △ Yes △ No

Custody Seal No

Cooler Temperature(s) °C and Other Remarks: 3.0/3.0

Login Sample Receipt Checklist

Client: Southern Company

Job Number: 680-261610-3

Login Number: 261610

List Source: Eurofins Savannah

List Number: 1

Creator: Munro, Caroline

Question	Answer	Comment
Radioactivity wasn't checked or is </= background as measured by a survey meter.	N/A	
The cooler's custody seal, if present, is intact.	True	
Sample custody seals, if present, are intact.	True	
The cooler or samples do not appear to have been compromised or tampered with.	True	
Samples were received on ice.	True	
Cooler Temperature is acceptable.	True	
Cooler Temperature is recorded.	True	
COC is present.	True	
COC is filled out in ink and legible.	True	
COC is filled out with all pertinent information.	True	
Is the Field Sampler's name present on COC?	True	
There are no discrepancies between the containers received and the COC.	True	
Samples are received within Holding Time (excluding tests with immediate HTs)	True	
Sample containers have legible labels.	True	
Containers are not broken or leaking.	True	
Sample collection date/times are provided.	True	
Appropriate sample containers are used.	True	
Sample bottles are completely filled.	True	
Sample Preservation Verified.	N/A	
There is sufficient vol. for all requested analyses, incl. any requested MS/MSDs	True	
Containers requiring zero headspace have no headspace or bubble is <6mm (1/4").	N/A	
Multiphasic samples are not present.	True	
Samples do not require splitting or compositing.	True	
Residual Chlorine Checked.	N/A	

This receipt checklist is generated for all samples received in this Login. It may not be applicable to all Jobs associated with this Login.

Login Sample Receipt Checklist

Client: Southern Company

Job Number: 680-261610-3

Login Number: 261610
List Number: 2
Creator: Forrest, Cheyenne L

List Source: Eurofins St. Louis
List Creation: 02/11/25 01:03 PM

Question	Answer	Comment
Radioactivity wasn't checked or is </= background as measured by a survey meter.	True	
The cooler's custody seal, if present, is intact.	True	
Sample custody seals, if present, are intact.	True	
The cooler or samples do not appear to have been compromised or tampered with.	True	
Samples were received on ice.	N/A	
Cooler Temperature is acceptable.	True	
Cooler Temperature is recorded.	True	
COC is present.	True	
COC is filled out in ink and legible.	True	
COC is filled out with all pertinent information.	True	
Is the Field Sampler's name present on COC?	N/A	
There are no discrepancies between the containers received and the COC.	True	
Samples are received within Holding Time (excluding tests with immediate HTs)	True	
Sample containers have legible labels.	True	
Containers are not broken or leaking.	True	
Sample collection date/times are provided.	True	
Appropriate sample containers are used.	True	
Sample bottles are completely filled.	True	
Sample Preservation Verified.	True	
There is sufficient vol. for all requested analyses, incl. any requested MS/MSDs	True	
Containers requiring zero headspace have no headspace or bubble is <6mm (1/4").	N/A	
Multiphasic samples are not present.	True	
Samples do not require splitting or compositing.	True	
Residual Chlorine Checked.	N/A	

This receipt checklist is generated for all samples received in this Login. It may not be applicable to all Jobs associated with this Login.

eurofins | Environment Testing

ANALYTICAL REPORT

PREPARED FOR

Attn: Kevin Stephenson
Southern Company
241 Ralph McGill Blvd SE
B10185
Atlanta, Georgia 30308

Generated 2/18/2025 6:55:07 PM

JOB DESCRIPTION

Plant McIntosh Ash Pond 1

JOB NUMBER

680-261520-2

Eurofins Savannah
5102 LaRoche Avenue
Savannah GA 31404

See page two for job notes and contact information.

my EOL

Job Notes

This report may not be reproduced except in full, and with written approval from the laboratory. The results relate only to the samples tested. For questions please contact the Project Manager at the e-mail address or telephone number listed on this page.

The test results in this report relate only to the samples as received by the laboratory and will meet all requirements of the methodology, with any exceptions noted. This report shall not be reproduced except in full, without the express written approval of the laboratory. All questions should be directed to the Eurofins Environment Testing Southeast, LLC Project Manager.

Authorization



Generated
2/18/2025 6:55:07 PM

Authorized for release by
David Fuller, Project Manager
David.Fuller@et.eurofinsus.com
(770)344-8986

Definitions/Glossary

Client: Southern Company
Job ID: 680-261520-2
Project/Site: Plant McIntosh Ash Pond 1

Qualifiers

General Chemistry

Qualifier	Qualifier Description
F3	Duplicate RPD exceeds the control limit

Glossary

Abbreviation	These commonly used abbreviations may or may not be present in this report.
☼	Listed under the "D" column to designate that the result is reported on a dry weight basis
%R	Percent Recovery
CFL	Contains Free Liquid
CFU	Colony Forming Unit
CNF	Contains No Free Liquid
DER	Duplicate Error Ratio (normalized absolute difference)
Dil Fac	Dilution Factor
DL	Detection Limit (DoD/DOE)
DL, RA, RE, IN	Indicates a Dilution, Re-analysis, Re-extraction, or additional Initial metals/anion analysis of the sample
DLC	Decision Level Concentration (Radiochemistry)
EDL	Estimated Detection Limit (Dioxin)
LOD	Limit of Detection (DoD/DOE)
LOQ	Limit of Quantitation (DoD/DOE)
MCL	EPA recommended "Maximum Contaminant Level"
MDA	Minimum Detectable Activity (Radiochemistry)
MDC	Minimum Detectable Concentration (Radiochemistry)
MDL	Method Detection Limit
ML	Minimum Level (Dioxin)
MPN	Most Probable Number
MQL	Method Quantitation Limit
NC	Not Calculated
ND	Not Detected at the reporting limit (or MDL or EDL if shown)
NEG	Negative / Absent
POS	Positive / Present
PQL	Practical Quantitation Limit
PRES	Presumptive
QC	Quality Control
RER	Relative Error Ratio (Radiochemistry)
RL	Reporting Limit or Requested Limit (Radiochemistry)
RPD	Relative Percent Difference, a measure of the relative difference between two points
TEF	Toxicity Equivalent Factor (Dioxin)
TEQ	Toxicity Equivalent Quotient (Dioxin)
TNTC	Too Numerous To Count

Sample Summary

Client: Southern Company
Job ID: 680-261520-2
Project/Site: Plant McIntosh Ash Pond 1

Lab Sample ID	Client Sample ID	Matrix	Collected	Received
680-261520-1	MCI-MGWA-5	Water	02/03/25 16:32	02/05/25 09:41
680-261520-2	MCI-MGWA-6	Water	02/03/25 16:26	02/05/25 09:41
680-261520-3	MCI-MGWA-6A	Water	02/04/25 09:50	02/05/25 09:41
680-261520-4	MCI-MGWA-10	Water	02/04/25 09:38	02/05/25 09:41
680-261520-5	MCI-MGWA-11	Water	02/04/25 10:49	02/05/25 09:41
680-261520-6	MCI-MGWC-3	Water	02/04/25 11:36	02/05/25 09:41
680-261520-7	MCI-MGWC-1	Water	02/04/25 12:22	02/05/25 09:41
680-261520-8	MCI-MGWC-8	Water	02/04/25 14:24	02/05/25 09:41
680-261520-9	MCI-MGWC-12	Water	02/04/25 14:30	02/05/25 09:41
680-261520-13	MCI-MGWC-7	Water	02/04/25 15:32	02/05/25 09:41
680-261520-14	MCI-MGWC-20	Water	02/04/25 16:15	02/05/25 09:41

Job ID: 680-261520-2 — Eurofins Savannah

Job Narrative
680-261520-2

Analytical test results meet all requirements of the associated regulatory program listed on the Accreditation/Certification Summary Page unless otherwise noted under the individual analysis. Data qualifiers and/or narrative comments are included to explain any exceptions, if applicable.

- Matrix QC may not be reported if insufficient sample is provided or site-specific QC samples were not submitted. In these situations, to demonstrate precision and accuracy at a batch level, a LCS/LCSD may be performed, unless otherwise specified in the method.
- Surrogate and/or isotope dilution analyte recoveries (if applicable) which are outside of the QC window are confirmed unless attributed to a dilution or otherwise noted in the narrative.

Receipt
The samples were received on 2/5/2025 9:41 AM. Unless otherwise noted below, the samples arrived in good condition, and, where required, properly preserved and on ice. The temperatures of the 5 coolers at receipt time were 1.8°C, 2.1°C, 2.4°C, 3.2°C and 4.4°C.

Metals
No additional analytical or quality issues were noted, other than those described above or in the Definitions/ Glossary page.

General Chemistry
Method 2320B: The sample duplicate precision for the following sample associated with analytical batch 680-875026 was outside control limits: (680-261365-E-6 DU). The associated Laboratory Control Sample / Laboratory Control Sample Duplicate (LCS/LCSD) precision met acceptance criteria.

No additional analytical or quality issues were noted, other than those described above or in the Definitions/ Glossary page.

Client: Southern Company
Project/Site: Plant McIntosh Ash Pond 1

Job ID: 680-261520-2

Client Sample ID: MCI-MGWA-5

Lab Sample ID: 680-261520-1

Date Collected: 02/03/25 16:32

Matrix: Water

Date Received: 02/05/25 09:41

Method: SW846 6020B - Metals (ICP/MS) - Total Recoverable

Analyte	Result	Qualifier	RL	MDL	Unit	D	Prepared	Analyzed	Dil Fac
Potassium	1.1		0.50	0.044	mg/L		02/06/25 06:25	02/14/25 12:37	1
Magnesium	12		0.50	0.023	mg/L		02/06/25 06:25	02/14/25 12:37	1
Sodium	7.4		0.50	0.20	mg/L		02/06/25 06:25	02/14/25 12:37	1

General Chemistry

Analyte	Result	Qualifier	RL	MDL	Unit	D	Prepared	Analyzed	Dil Fac
Total Alkalinity as CaCO3 (SM 2320B-2011)	110		5.0	5.0	mg/L			02/06/25 18:41	1
Bicarbonate Alkalinity as CaCO3 (SM 2320B-2011)	110		5.0	5.0	mg/L			02/06/25 18:41	1
Carbonate Alkalinity as CaCO3 (SM 2320B-2011)	<5.0		5.0	5.0	mg/L			02/06/25 18:41	1

Client Sample ID: MCI-MGWA-6

Lab Sample ID: 680-261520-2

Date Collected: 02/03/25 16:26

Matrix: Water

Date Received: 02/05/25 09:41

Method: SW846 6020B - Metals (ICP/MS) - Total Recoverable

Analyte	Result	Qualifier	RL	MDL	Unit	D	Prepared	Analyzed	Dil Fac
Potassium	0.63		0.50	0.044	mg/L		02/06/25 06:25	02/14/25 12:05	1
Magnesium	2.7		0.50	0.023	mg/L		02/06/25 06:25	02/14/25 12:05	1
Sodium	4.3		0.50	0.20	mg/L		02/06/25 06:25	02/14/25 12:05	1

General Chemistry

Analyte	Result	Qualifier	RL	MDL	Unit	D	Prepared	Analyzed	Dil Fac
Total Alkalinity as CaCO3 (SM 2320B-2011)	250		5.0	5.0	mg/L			02/06/25 18:21	1
Bicarbonate Alkalinity as CaCO3 (SM 2320B-2011)	250		5.0	5.0	mg/L			02/06/25 18:21	1
Carbonate Alkalinity as CaCO3 (SM 2320B-2011)	<5.0		5.0	5.0	mg/L			02/06/25 18:21	1

Client Sample ID: MCI-MGWA-6A

Lab Sample ID: 680-261520-3

Date Collected: 02/04/25 09:50

Matrix: Water

Date Received: 02/05/25 09:41

Method: SW846 6020B - Metals (ICP/MS) - Total Recoverable

Analyte	Result	Qualifier	RL	MDL	Unit	D	Prepared	Analyzed	Dil Fac
Potassium	0.62		0.50	0.044	mg/L		02/06/25 06:25	02/14/25 11:59	1
Magnesium	2.7		0.50	0.023	mg/L		02/06/25 06:25	02/14/25 11:59	1
Sodium	4.2		0.50	0.20	mg/L		02/06/25 06:25	02/14/25 11:59	1

General Chemistry

Analyte	Result	Qualifier	RL	MDL	Unit	D	Prepared	Analyzed	Dil Fac
Total Alkalinity as CaCO3 (SM 2320B-2011)	250		5.0	5.0	mg/L			02/06/25 18:10	1
Bicarbonate Alkalinity as CaCO3 (SM 2320B-2011)	250		5.0	5.0	mg/L			02/06/25 18:10	1
Carbonate Alkalinity as CaCO3 (SM 2320B-2011)	<5.0		5.0	5.0	mg/L			02/06/25 18:10	1

Client: Southern Company
Project/Site: Plant McIntosh Ash Pond 1

Job ID: 680-261520-2

Client Sample ID: MCI-MGWA-10

Lab Sample ID: 680-261520-4

Date Collected: 02/04/25 09:38

Matrix: Water

Date Received: 02/05/25 09:41

Method: SW846 6020B - Metals (ICP/MS) - Total Recoverable

Analyte	Result	Qualifier	RL	MDL	Unit	D	Prepared	Analyzed	Dil Fac
Potassium	1.1		0.50	0.044	mg/L		02/06/25 06:25	02/14/25 12:19	1
Magnesium	1.0		0.50	0.023	mg/L		02/06/25 06:25	02/14/25 12:19	1
Sodium	6.0		0.50	0.20	mg/L		02/06/25 06:25	02/14/25 12:19	1

General Chemistry

Analyte	Result	Qualifier	RL	MDL	Unit	D	Prepared	Analyzed	Dil Fac
Total Alkalinity as CaCO3 (SM 2320B-2011)	13		5.0	5.0	mg/L			02/06/25 17:59	1
Bicarbonate Alkalinity as CaCO3 (SM 2320B-2011)	13		5.0	5.0	mg/L			02/06/25 17:59	1
Carbonate Alkalinity as CaCO3 (SM 2320B-2011)	<5.0		5.0	5.0	mg/L			02/06/25 17:59	1

Client Sample ID: MCI-MGWA-11

Lab Sample ID: 680-261520-5

Date Collected: 02/04/25 10:49

Matrix: Water

Date Received: 02/05/25 09:41

Method: SW846 6020B - Metals (ICP/MS) - Total Recoverable

Analyte	Result	Qualifier	RL	MDL	Unit	D	Prepared	Analyzed	Dil Fac
Potassium	2.4		0.50	0.044	mg/L		02/06/25 06:25	02/14/25 12:03	1
Magnesium	14		0.50	0.023	mg/L		02/06/25 06:25	02/14/25 12:03	1
Sodium	12		0.50	0.20	mg/L		02/06/25 06:25	02/14/25 12:03	1

General Chemistry

Analyte	Result	Qualifier	RL	MDL	Unit	D	Prepared	Analyzed	Dil Fac
Total Alkalinity as CaCO3 (SM 2320B-2011)	160		5.0	5.0	mg/L			02/06/25 17:32	1
Bicarbonate Alkalinity as CaCO3 (SM 2320B-2011)	160		5.0	5.0	mg/L			02/06/25 17:32	1
Carbonate Alkalinity as CaCO3 (SM 2320B-2011)	<5.0		5.0	5.0	mg/L			02/06/25 17:32	1

Client Sample ID: MCI-MGWC-3

Lab Sample ID: 680-261520-6

Date Collected: 02/04/25 11:36

Matrix: Water

Date Received: 02/05/25 09:41

Method: SW846 6020B - Metals (ICP/MS) - Total Recoverable

Analyte	Result	Qualifier	RL	MDL	Unit	D	Prepared	Analyzed	Dil Fac
Potassium	1.5		0.50	0.044	mg/L		02/06/25 06:25	02/14/25 12:29	1
Magnesium	5.7		0.50	0.023	mg/L		02/06/25 06:25	02/14/25 12:29	1
Sodium	15		0.50	0.20	mg/L		02/06/25 06:25	02/14/25 12:29	1

General Chemistry

Analyte	Result	Qualifier	RL	MDL	Unit	D	Prepared	Analyzed	Dil Fac
Total Alkalinity as CaCO3 (SM 2320B-2011)	200		5.0	5.0	mg/L			02/06/25 18:31	1
Bicarbonate Alkalinity as CaCO3 (SM 2320B-2011)	200		5.0	5.0	mg/L			02/06/25 18:31	1
Carbonate Alkalinity as CaCO3 (SM 2320B-2011)	<5.0		5.0	5.0	mg/L			02/06/25 18:31	1

Client Sample ID: MCI-MGWC-1

Lab Sample ID: 680-261520-7

Date Collected: 02/04/25 12:22

Matrix: Water

Date Received: 02/05/25 09:41

Method: SW846 6020B - Metals (ICP/MS) - Total Recoverable

Analyte	Result	Qualifier	RL	MDL	Unit	D	Prepared	Analyzed	Dil Fac
Potassium	2.2		0.50	0.044	mg/L		02/06/25 06:25	02/14/25 12:35	1
Magnesium	6.5		0.50	0.023	mg/L		02/06/25 06:25	02/14/25 12:35	1
Sodium	22		0.50	0.20	mg/L		02/06/25 06:25	02/14/25 12:35	1

General Chemistry

Analyte	Result	Qualifier	RL	MDL	Unit	D	Prepared	Analyzed	Dil Fac
Total Alkalinity as CaCO3 (SM 2320B-2011)	190		5.0	5.0	mg/L			02/06/25 15:06	1
Bicarbonate Alkalinity as CaCO3 (SM 2320B-2011)	190		5.0	5.0	mg/L			02/06/25 15:06	1
Carbonate Alkalinity as CaCO3 (SM 2320B-2011)	<5.0		5.0	5.0	mg/L			02/06/25 15:06	1

Client Sample ID: MCI-MGWC-8

Lab Sample ID: 680-261520-8

Date Collected: 02/04/25 14:24

Matrix: Water

Date Received: 02/05/25 09:41

Method: SW846 6020B - Metals (ICP/MS) - Total Recoverable

Analyte	Result	Qualifier	RL	MDL	Unit	D	Prepared	Analyzed	Dil Fac
Potassium	2.2		0.50	0.044	mg/L		02/06/25 06:25	02/14/25 12:21	1
Magnesium	24		0.50	0.023	mg/L		02/06/25 06:25	02/14/25 12:21	1
Sodium	28		0.50	0.20	mg/L		02/06/25 06:25	02/14/25 12:21	1

General Chemistry

Analyte	Result	Qualifier	RL	MDL	Unit	D	Prepared	Analyzed	Dil Fac
Total Alkalinity as CaCO3 (SM 2320B-2011)	110		5.0	5.0	mg/L			02/06/25 17:42	1
Bicarbonate Alkalinity as CaCO3 (SM 2320B-2011)	110		5.0	5.0	mg/L			02/06/25 17:42	1
Carbonate Alkalinity as CaCO3 (SM 2320B-2011)	<5.0		5.0	5.0	mg/L			02/06/25 17:42	1

Client Sample ID: MCI-MGWC-12

Lab Sample ID: 680-261520-9

Date Collected: 02/04/25 14:30

Matrix: Water

Date Received: 02/05/25 09:41

Method: SW846 6020B - Metals (ICP/MS) - Total Recoverable

Analyte	Result	Qualifier	RL	MDL	Unit	D	Prepared	Analyzed	Dil Fac
Potassium	2.3		0.50	0.044	mg/L		02/06/25 06:25	02/14/25 12:17	1
Magnesium	14		0.50	0.023	mg/L		02/06/25 06:25	02/14/25 12:17	1
Sodium	13		0.50	0.20	mg/L		02/06/25 06:25	02/14/25 12:17	1

General Chemistry

Analyte	Result	Qualifier	RL	MDL	Unit	D	Prepared	Analyzed	Dil Fac
Total Alkalinity as CaCO3 (SM 2320B-2011)	140		5.0	5.0	mg/L			02/06/25 17:52	1
Bicarbonate Alkalinity as CaCO3 (SM 2320B-2011)	140		5.0	5.0	mg/L			02/06/25 17:52	1
Carbonate Alkalinity as CaCO3 (SM 2320B-2011)	<5.0		5.0	5.0	mg/L			02/06/25 17:52	1

Client: Southern Company
Job ID: 680-261520-2
Project/Site: Plant McIntosh Ash Pond 1

Client Sample ID: MCI-MGWC-7
Lab Sample ID: 680-261520-13
Date Collected: 02/04/25 15:32
Matrix: Water
Date Received: 02/05/25 09:41

Method: SW846 6020B - Metals (ICP/MS) - Total Recoverable

Analyte	Result	Qualifier	RL	MDL	Unit	D	Prepared	Analyzed	Dil Fac
Potassium	4.1		0.50	0.044	mg/L		02/06/25 06:25	02/14/25 12:25	1
Magnesium	5.4		0.50	0.023	mg/L		02/06/25 06:25	02/14/25 12:25	1
Sodium	44		0.50	0.20	mg/L		02/06/25 06:25	02/14/25 12:25	1

General Chemistry

Analyte	Result	Qualifier	RL	MDL	Unit	D	Prepared	Analyzed	Dil Fac
Total Alkalinity as CaCO3 (SM 2320B-2011)	37		5.0	5.0	mg/L			02/06/25 17:13	1
Bicarbonate Alkalinity as CaCO3 (SM 2320B-2011)	37		5.0	5.0	mg/L			02/06/25 17:13	1
Carbonate Alkalinity as CaCO3 (SM 2320B-2011)	<5.0		5.0	5.0	mg/L			02/06/25 17:13	1

Client Sample ID: MCI-MGWC-20
Lab Sample ID: 680-261520-14
Date Collected: 02/04/25 16:15
Matrix: Water
Date Received: 02/05/25 09:41

Method: SW846 6020B - Metals (ICP/MS) - Total Recoverable

Analyte	Result	Qualifier	RL	MDL	Unit	D	Prepared	Analyzed	Dil Fac
Potassium	3.2		0.50	0.044	mg/L		02/06/25 06:25	02/14/25 12:27	1
Magnesium	15		0.50	0.023	mg/L		02/06/25 06:25	02/14/25 12:27	1
Sodium	31		0.50	0.20	mg/L		02/06/25 06:25	02/14/25 12:27	1

General Chemistry

Analyte	Result	Qualifier	RL	MDL	Unit	D	Prepared	Analyzed	Dil Fac
Total Alkalinity as CaCO3 (SM 2320B-2011)	57		5.0	5.0	mg/L			02/06/25 14:56	1
Bicarbonate Alkalinity as CaCO3 (SM 2320B-2011)	57		5.0	5.0	mg/L			02/06/25 14:56	1
Carbonate Alkalinity as CaCO3 (SM 2320B-2011)	<5.0		5.0	5.0	mg/L			02/06/25 14:56	1

Method: 6020B - Metals (ICP/MS)

Lab Sample ID: MB 680-874637/1-A
Matrix: Water
Analysis Batch: 875841

Client Sample ID: Method Blank
Prep Type: Total Recoverable
Prep Batch: 874637

Analyte	MB Result	MB Qualifier	RL	MDL	Unit	D	Prepared	Analyzed	Dil Fac
Potassium	<0.044		0.50	0.044	mg/L		02/06/25 06:25	02/14/25 11:47	1
Magnesium	<0.023		0.50	0.023	mg/L		02/06/25 06:25	02/14/25 11:47	1
Sodium	<0.20		0.50	0.20	mg/L		02/06/25 06:25	02/14/25 11:47	1

Lab Sample ID: LCS 680-874637/2-A
Matrix: Water
Analysis Batch: 875841

Client Sample ID: Lab Control Sample
Prep Type: Total Recoverable
Prep Batch: 874637

Analyte	Spike Added	LCS Result	LCS Qualifier	Unit	D	%Rec	%Rec Limits
Potassium	7.00	7.37		mg/L		105	80 - 120
Magnesium	5.00	5.22		mg/L		104	80 - 120
Sodium	5.00	5.24		mg/L		105	80 - 120

Lab Sample ID: 680-261528-C-9-B MS
Matrix: Water
Analysis Batch: 875841

Client Sample ID: Matrix Spike
Prep Type: Dissolved
Prep Batch: 874637

Analyte	Sample Result	Sample Qualifier	Spike Added	MS Result	MS Qualifier	Unit	D	%Rec	%Rec Limits
Potassium	0.37	J	7.00	7.98		mg/L		109	75 - 125
Magnesium	0.68		5.00	6.18		mg/L		110	75 - 125
Sodium	1.2		5.00	6.75		mg/L		112	75 - 125

Lab Sample ID: 680-261528-C-9-C MSD
Matrix: Water
Analysis Batch: 875841

Client Sample ID: Matrix Spike Duplicate
Prep Type: Dissolved
Prep Batch: 874637

Analyte	Sample Result	Sample Qualifier	Spike Added	MSD Result	MSD Qualifier	Unit	D	%Rec	%Rec Limits	RPD	RPD Limit
Potassium	0.37	J	7.00	7.92		mg/L		108	75 - 125	1	20
Magnesium	0.68		5.00	6.12		mg/L		109	75 - 125	1	20
Sodium	1.2		5.00	6.63		mg/L		109	75 - 125	2	20

Method: 2320B-2011 - Alkalinity, Total

Lab Sample ID: MB 680-875026/4
Matrix: Water
Analysis Batch: 875026

Client Sample ID: Method Blank
Prep Type: Total/NA

Analyte	MB Result	MB Qualifier	RL	MDL	Unit	D	Prepared	Analyzed	Dil Fac
Total Alkalinity as CaCO3	<5.0		5.0	5.0	mg/L			02/06/25 11:24	1
Bicarbonate Alkalinity as CaCO3	<5.0		5.0	5.0	mg/L			02/06/25 11:24	1
Carbonate Alkalinity as CaCO3	<5.0		5.0	5.0	mg/L			02/06/25 11:24	1

Lab Sample ID: LCS 680-875026/6
Matrix: Water
Analysis Batch: 875026

Client Sample ID: Lab Control Sample
Prep Type: Total/NA

Analyte	Spike Added	LCS Result	LCS Qualifier	Unit	D	%Rec	%Rec Limits
Total Alkalinity as CaCO3	250	248		mg/L		99	90 - 112

Method: 2320B-2011 - Alkalinity, Total (Continued)

Lab Sample ID: LCSD 680-875026/31
Matrix: Water
Analysis Batch: 875026

Client Sample ID: Lab Control Sample Dup
Prep Type: Total/NA

Analyte			Spike Added	LCSD Result	LCSD Qualifier	Unit	D	%Rec	%Rec Limits	RPD	RPD Limit
Total Alkalinity as CaCO3			250	256		mg/L		103	90 - 112	3	30

Lab Sample ID: 680-261365-E-6 DU
Matrix: Water
Analysis Batch: 875026

Client Sample ID: Duplicate
Prep Type: Total/NA

Analyte	Sample Result	Sample Qualifier		DU Result	DU Qualifier	Unit	D			RPD	RPD Limit
Total Alkalinity as CaCO3	32			21.4	F3	mg/L				39	30
Bicarbonate Alkalinity as CaCO3	32			21.4	F3	mg/L				39	30
Carbonate Alkalinity as CaCO3	<5.0			<5.0		mg/L				NC	30

Lab Sample ID: MB 680-875028/4
Matrix: Water
Analysis Batch: 875028

Client Sample ID: Method Blank
Prep Type: Total/NA

Analyte	MB Result	MB Qualifier	RL	MDL	Unit	D	Prepared	Analyzed	Dil Fac
Total Alkalinity as CaCO3	<5.0		5.0	5.0	mg/L			02/06/25 16:48	1
Bicarbonate Alkalinity as CaCO3	<5.0		5.0	5.0	mg/L			02/06/25 16:48	1
Carbonate Alkalinity as CaCO3	<5.0		5.0	5.0	mg/L			02/06/25 16:48	1

Lab Sample ID: LCS 680-875028/6
Matrix: Water
Analysis Batch: 875028

Client Sample ID: Lab Control Sample
Prep Type: Total/NA

Analyte			Spike Added	LCS Result	LCS Qualifier	Unit	D	%Rec	%Rec Limits		
Total Alkalinity as CaCO3			250	243		mg/L		97	90 - 112		

Lab Sample ID: LCSD 680-875028/31
Matrix: Water
Analysis Batch: 875028

Client Sample ID: Lab Control Sample Dup
Prep Type: Total/NA

Analyte			Spike Added	LCSD Result	LCSD Qualifier	Unit	D	%Rec	%Rec Limits	RPD	RPD Limit
Total Alkalinity as CaCO3			250	261		mg/L		104	90 - 112	7	30

Lab Sample ID: 680-261520-13 DU
Matrix: Water
Analysis Batch: 875028

Client Sample ID: MCI-MGWC-7
Prep Type: Total/NA

Analyte	Sample Result	Sample Qualifier		DU Result	DU Qualifier	Unit	D			RPD	RPD Limit
Total Alkalinity as CaCO3	37			33.9		mg/L				8	30
Bicarbonate Alkalinity as CaCO3	37			33.9		mg/L				8	30
Carbonate Alkalinity as CaCO3	<5.0			<5.0		mg/L				NC	30

QC Association Summary

Client: Southern Company
Project/Site: Plant McIntosh Ash Pond 1

Job ID: 680-261520-2

Metals

Prep Batch: 874637

Lab Sample ID	Client Sample ID	Prep Type	Matrix	Method	Prep Batch
680-261520-1	MCI-MGWA-5	Total Recoverable	Water	3005A	
680-261520-2	MCI-MGWA-6	Total Recoverable	Water	3005A	
680-261520-3	MCI-MGWA-6A	Total Recoverable	Water	3005A	
680-261520-4	MCI-MGWA-10	Total Recoverable	Water	3005A	
680-261520-5	MCI-MGWA-11	Total Recoverable	Water	3005A	
680-261520-6	MCI-MGWC-3	Total Recoverable	Water	3005A	
680-261520-7	MCI-MGWC-1	Total Recoverable	Water	3005A	
680-261520-8	MCI-MGWC-8	Total Recoverable	Water	3005A	
680-261520-9	MCI-MGWC-12	Total Recoverable	Water	3005A	
680-261520-13	MCI-MGWC-7	Total Recoverable	Water	3005A	
680-261520-14	MCI-MGWC-20	Total Recoverable	Water	3005A	
MB 680-874637/1-A	Method Blank	Total Recoverable	Water	3005A	
LCS 680-874637/2-A	Lab Control Sample	Total Recoverable	Water	3005A	
680-261528-C-9-B MS	Matrix Spike	Dissolved	Water	3005A	
680-261528-C-9-C MSD	Matrix Spike Duplicate	Dissolved	Water	3005A	

Analysis Batch: 875841

Lab Sample ID	Client Sample ID	Prep Type	Matrix	Method	Prep Batch
680-261520-1	MCI-MGWA-5	Total Recoverable	Water	6020B	874637
680-261520-2	MCI-MGWA-6	Total Recoverable	Water	6020B	874637
680-261520-3	MCI-MGWA-6A	Total Recoverable	Water	6020B	874637
680-261520-4	MCI-MGWA-10	Total Recoverable	Water	6020B	874637
680-261520-5	MCI-MGWA-11	Total Recoverable	Water	6020B	874637
680-261520-6	MCI-MGWC-3	Total Recoverable	Water	6020B	874637
680-261520-7	MCI-MGWC-1	Total Recoverable	Water	6020B	874637
680-261520-8	MCI-MGWC-8	Total Recoverable	Water	6020B	874637
680-261520-9	MCI-MGWC-12	Total Recoverable	Water	6020B	874637
680-261520-13	MCI-MGWC-7	Total Recoverable	Water	6020B	874637
680-261520-14	MCI-MGWC-20	Total Recoverable	Water	6020B	874637
MB 680-874637/1-A	Method Blank	Total Recoverable	Water	6020B	874637
LCS 680-874637/2-A	Lab Control Sample	Total Recoverable	Water	6020B	874637
680-261528-C-9-B MS	Matrix Spike	Dissolved	Water	6020B	874637
680-261528-C-9-C MSD	Matrix Spike Duplicate	Dissolved	Water	6020B	874637

General Chemistry

Analysis Batch: 875026

Lab Sample ID	Client Sample ID	Prep Type	Matrix	Method	Prep Batch
680-261520-7	MCI-MGWC-1	Total/NA	Water	2320B-2011	
680-261520-14	MCI-MGWC-20	Total/NA	Water	2320B-2011	
MB 680-875026/4	Method Blank	Total/NA	Water	2320B-2011	
LCS 680-875026/6	Lab Control Sample	Total/NA	Water	2320B-2011	
LCSD 680-875026/31	Lab Control Sample Dup	Total/NA	Water	2320B-2011	
680-261365-E-6 DU	Duplicate	Total/NA	Water	2320B-2011	

Analysis Batch: 875028

Lab Sample ID	Client Sample ID	Prep Type	Matrix	Method	Prep Batch
680-261520-1	MCI-MGWA-5	Total/NA	Water	2320B-2011	
680-261520-2	MCI-MGWA-6	Total/NA	Water	2320B-2011	
680-261520-3	MCI-MGWA-6A	Total/NA	Water	2320B-2011	
680-261520-4	MCI-MGWA-10	Total/NA	Water	2320B-2011	

General Chemistry (Continued)

Analysis Batch: 875028 (Continued)

Lab Sample ID	Client Sample ID	Prep Type	Matrix	Method	Prep Batch
680-261520-5	MCI-MGWA-11	Total/NA	Water	2320B-2011	
680-261520-6	MCI-MGWC-3	Total/NA	Water	2320B-2011	
680-261520-8	MCI-MGWC-8	Total/NA	Water	2320B-2011	
680-261520-9	MCI-MGWC-12	Total/NA	Water	2320B-2011	
680-261520-13	MCI-MGWC-7	Total/NA	Water	2320B-2011	
MB 680-875028/4	Method Blank	Total/NA	Water	2320B-2011	
LCS 680-875028/6	Lab Control Sample	Total/NA	Water	2320B-2011	
LCSD 680-875028/31	Lab Control Sample Dup	Total/NA	Water	2320B-2011	
680-261520-13 DU	MCI-MGWC-7	Total/NA	Water	2320B-2011	

Lab Chronicle

Client: Southern Company
Project/Site: Plant McIntosh Ash Pond 1

Job ID: 680-261520-2

Client Sample ID: MCI-MGWA-5

Lab Sample ID: 680-261520-1

Date Collected: 02/03/25 16:32

Matrix: Water

Date Received: 02/05/25 09:41

Prep Type	Batch Type	Batch Method	Run	Dil Factor	Initial Amount	Final Amount	Batch Number	Prepared or Analyzed	Analyst	Lab
Total Recoverable	Prep	3005A			25 mL	125 mL	874637	02/06/25 06:25	RR	EET SAV
Total Recoverable	Analysis	6020B		1			875841	02/14/25 12:37	BWR	EET SAV
	Instrument ID: ICPMSG									
Total/NA	Analysis	2320B-2011		1			875028	02/06/25 18:41	PG	EET SAV
	Instrument ID: MANTECH 2									

Client Sample ID: MCI-MGWA-6

Lab Sample ID: 680-261520-2

Date Collected: 02/03/25 16:26

Matrix: Water

Date Received: 02/05/25 09:41

Prep Type	Batch Type	Batch Method	Run	Dil Factor	Initial Amount	Final Amount	Batch Number	Prepared or Analyzed	Analyst	Lab
Total Recoverable	Prep	3005A			25 mL	125 mL	874637	02/06/25 06:25	RR	EET SAV
Total Recoverable	Analysis	6020B		1			875841	02/14/25 12:05	BWR	EET SAV
	Instrument ID: ICPMSG									
Total/NA	Analysis	2320B-2011		1			875028	02/06/25 18:21	PG	EET SAV
	Instrument ID: MANTECH 2									

Client Sample ID: MCI-MGWA-6A

Lab Sample ID: 680-261520-3

Date Collected: 02/04/25 09:50

Matrix: Water

Date Received: 02/05/25 09:41

Prep Type	Batch Type	Batch Method	Run	Dil Factor	Initial Amount	Final Amount	Batch Number	Prepared or Analyzed	Analyst	Lab
Total Recoverable	Prep	3005A			25 mL	125 mL	874637	02/06/25 06:25	RR	EET SAV
Total Recoverable	Analysis	6020B		1			875841	02/14/25 11:59	BWR	EET SAV
	Instrument ID: ICPMSG									
Total/NA	Analysis	2320B-2011		1			875028	02/06/25 18:10	PG	EET SAV
	Instrument ID: MANTECH 2									

Client Sample ID: MCI-MGWA-10

Lab Sample ID: 680-261520-4

Date Collected: 02/04/25 09:38

Matrix: Water

Date Received: 02/05/25 09:41

Prep Type	Batch Type	Batch Method	Run	Dil Factor	Initial Amount	Final Amount	Batch Number	Prepared or Analyzed	Analyst	Lab
Total Recoverable	Prep	3005A			25 mL	125 mL	874637	02/06/25 06:25	RR	EET SAV
Total Recoverable	Analysis	6020B		1			875841	02/14/25 12:19	BWR	EET SAV
	Instrument ID: ICPMSG									
Total/NA	Analysis	2320B-2011		1			875028	02/06/25 17:59	PG	EET SAV
	Instrument ID: MANTECH 2									

Lab Chronicle

Client: Southern Company
Project/Site: Plant McIntosh Ash Pond 1

Job ID: 680-261520-2

Client Sample ID: MCI-MGWA-11

Lab Sample ID: 680-261520-5

Date Collected: 02/04/25 10:49

Matrix: Water

Date Received: 02/05/25 09:41

Prep Type	Batch Type	Batch Method	Run	Dil Factor	Initial Amount	Final Amount	Batch Number	Prepared or Analyzed	Analyst	Lab
Total Recoverable	Prep	3005A			25 mL	125 mL	874637	02/06/25 06:25	RR	EET SAV
Total Recoverable	Analysis	6020B		1			875841	02/14/25 12:03	BWR	EET SAV
	Instrument ID: ICPMSG									
Total/NA	Analysis	2320B-2011		1			875028	02/06/25 17:32	PG	EET SAV
	Instrument ID: MANTECH 2									

Client Sample ID: MCI-MGWC-3

Lab Sample ID: 680-261520-6

Date Collected: 02/04/25 11:36

Matrix: Water

Date Received: 02/05/25 09:41

Prep Type	Batch Type	Batch Method	Run	Dil Factor	Initial Amount	Final Amount	Batch Number	Prepared or Analyzed	Analyst	Lab
Total Recoverable	Prep	3005A			25 mL	125 mL	874637	02/06/25 06:25	RR	EET SAV
Total Recoverable	Analysis	6020B		1			875841	02/14/25 12:29	BWR	EET SAV
	Instrument ID: ICPMSG									
Total/NA	Analysis	2320B-2011		1			875028	02/06/25 18:31	PG	EET SAV
	Instrument ID: MANTECH 2									

Client Sample ID: MCI-MGWC-1

Lab Sample ID: 680-261520-7

Date Collected: 02/04/25 12:22

Matrix: Water

Date Received: 02/05/25 09:41

Prep Type	Batch Type	Batch Method	Run	Dil Factor	Initial Amount	Final Amount	Batch Number	Prepared or Analyzed	Analyst	Lab
Total Recoverable	Prep	3005A			25 mL	125 mL	874637	02/06/25 06:25	RR	EET SAV
Total Recoverable	Analysis	6020B		1			875841	02/14/25 12:35	BWR	EET SAV
	Instrument ID: ICPMSG									
Total/NA	Analysis	2320B-2011		1			875026	02/06/25 15:06	PG	EET SAV
	Instrument ID: MANTECH 2									

Client Sample ID: MCI-MGWC-8

Lab Sample ID: 680-261520-8

Date Collected: 02/04/25 14:24

Matrix: Water

Date Received: 02/05/25 09:41

Prep Type	Batch Type	Batch Method	Run	Dil Factor	Initial Amount	Final Amount	Batch Number	Prepared or Analyzed	Analyst	Lab
Total Recoverable	Prep	3005A			25 mL	125 mL	874637	02/06/25 06:25	RR	EET SAV
Total Recoverable	Analysis	6020B		1			875841	02/14/25 12:21	BWR	EET SAV
	Instrument ID: ICPMSG									
Total/NA	Analysis	2320B-2011		1			875028	02/06/25 17:42	PG	EET SAV
	Instrument ID: MANTECH 2									

Lab Chronicle

Client: Southern Company
Project/Site: Plant McIntosh Ash Pond 1

Job ID: 680-261520-2

Client Sample ID: MCI-MGWC-12

Lab Sample ID: 680-261520-9

Date Collected: 02/04/25 14:30
Matrix: Water
Date Received: 02/05/25 09:41

Prep Type	Batch Type	Batch Method	Run	Dil Factor	Initial Amount	Final Amount	Batch Number	Prepared or Analyzed	Analyst	Lab
Total Recoverable	Prep	3005A			25 mL	125 mL	874637	02/06/25 06:25	RR	EET SAV
Total Recoverable	Analysis	6020B		1			875841	02/14/25 12:17	BWR	EET SAV
	Instrument ID: ICPMSG									
Total/NA	Analysis	2320B-2011		1			875028	02/06/25 17:52	PG	EET SAV
	Instrument ID: MANTECH 2									

Client Sample ID: MCI-MGWC-7

Lab Sample ID: 680-261520-13

Date Collected: 02/04/25 15:32
Matrix: Water
Date Received: 02/05/25 09:41

Prep Type	Batch Type	Batch Method	Run	Dil Factor	Initial Amount	Final Amount	Batch Number	Prepared or Analyzed	Analyst	Lab
Total Recoverable	Prep	3005A			25 mL	125 mL	874637	02/06/25 06:25	RR	EET SAV
Total Recoverable	Analysis	6020B		1			875841	02/14/25 12:25	BWR	EET SAV
	Instrument ID: ICPMSG									
Total/NA	Analysis	2320B-2011		1			875028	02/06/25 17:13	PG	EET SAV
	Instrument ID: MANTECH 2									

Client Sample ID: MCI-MGWC-20

Lab Sample ID: 680-261520-14

Date Collected: 02/04/25 16:15
Matrix: Water
Date Received: 02/05/25 09:41

Prep Type	Batch Type	Batch Method	Run	Dil Factor	Initial Amount	Final Amount	Batch Number	Prepared or Analyzed	Analyst	Lab
Total Recoverable	Prep	3005A			25 mL	125 mL	874637	02/06/25 06:25	RR	EET SAV
Total Recoverable	Analysis	6020B		1			875841	02/14/25 12:27	BWR	EET SAV
	Instrument ID: ICPMSG									
Total/NA	Analysis	2320B-2011		1			875026	02/06/25 14:56	PG	EET SAV
	Instrument ID: MANTECH 2									

Laboratory References:

EET SAV = Eurofins Savannah, 5102 LaRoche Avenue, Savannah, GA 31404, TEL (912)354-7858

Accreditation/Certification Summary

Client: Southern Company
Job ID: 680-261520-2
Project/Site: Plant McIntosh Ash Pond 1

Laboratory: Eurofins Savannah

The accreditations/certifications listed below are applicable to this report.

Authority	Program	Identification Number	Expiration Date
Florida	NELAP	E87052	06-30-25
Georgia	State	E87052	06-30-25

Method Summary

Client: Southern Company
Project/Site: Plant McIntosh Ash Pond 1

Job ID: 680-261520-2

Method	Method Description	Protocol	Laboratory
6020B	Metals (ICP/MS)	SW846	EET SAV
2320B-2011	Alkalinity, Total	SM	EET SAV
3005A	Preparation, Total Recoverable or Dissolved Metals	SW846	EET SAV

Protocol References:

SM = "Standard Methods For The Examination Of Water And Wastewater"

SW846 = "Test Methods For Evaluating Solid Waste, Physical/Chemical Methods", Third Edition, November 1986 And Its Updates.

Laboratory References:

EET SAV = Eurofins Savannah, 5102 LaRoche Avenue, Savannah, GA 31404, TEL (912)354-7858

Eurofins TestAmerica, Savannah
5102 LaRoche Avenue
Savannah, GA 31404
Phone (912) 354-7858 Fax (912) 352-0165

Chain of Custody Record

eurofins | Environment Testing America

Client Information	Sampler: T Goble LJ, May ACC	Lab PM: Fuller, David	Carrier Tracking No(s):	COC No:
Client Contact: SCS Contacts	Phone: 770-594-5998	E-Mail: david.fuller@et.eurofinsus.com		Page: 1 of TG 1
Company: GA Power				Job #:
Address: 241 Ralph McGill Blvd SE	Due Date Requested			
City: Atlanta	TAT Requested (days)			
State, Zip: GA, 30308				
Phone: 404-506-7116(Tel)	Lab Project #: 68027747			
Email: SCS Contacts / ACC Contacts	PO #: GPC82130-0002			
Project Name: Plant McIntosh - Ash Pond 1	Project #:			
Site: Georgia	SSOW#:			

Analysis Requested

Preservation Codes

A - HCL	M - Hexane
B - NaOH	N - None
C - Zn Acetate	O - AsNaO2
D - Nitric Acid	P - Na2O4S
E - NaHSO4	Q - Na2SO3
F - MeOH	R - Na2S2O3
G - Amchlor	S - H2SO4
H - Ascorbic Acid	T - TSP Dodecahydrate
I - Ice	U - Acetone
J - DI Water	V - MCAA
K - EDTA	W - pH 4-5
L - EDA	Z - other (specify)

Other:

Task_Code: MCI-CCR-ASSMT-2025S1

Special Instructions/Note: ALK + 3 Cations (Report Separately)

Sample Identification	Sample Date (mm/dd/yy)	Sample Time (hhmm)	Sample Type (C=comp, G=grab)	Matrix (WG=ground water WS=surface water WQ=quality control)	Field Filtered Sample (Yes or No)	Perform MS/MSD (Yes or No)	Cations Mg Na K	Total Carbonate Bicarbonate Alkalinity	Total Number of containers
			Preservation Code.				D	I	
MCI- MGWA-5	02/03/25	1632	G	WG	N	N	✓	✓	TG 8
MCI- MGWA-6	02/03/25	1626	G	WG	N	N	✓	✓	TG 8
MCI- MGWA-6A	02/04/25	0950	G	WG	N	N	✓	✓	1
MCI- MGWA-10	02/04/25	0938	G	WG	N	N	✓	✓	1
MCI- MGWA-11	02/04/25	1049	G	WG	N	N	✓	✓	1
MCI- MGWC-3	02/04/25	1136	G	WG	N	N	✓	✓	1
MCI- MGWC-1	02/04/25	1222	G	WG	N	N	✓	✓	1
MCI- MGWC-8	02/04/25	1424	G	WG	N	N	✓	✓	1
MCI- MGWC-12	02/04/25	1430	G	WG	N	N	✓	✓	1
MCI- MGWC-7	02/04/25	1532	G	WG	N	N	✓	✓	1
MCI- MGWC-20	02/04/25	1615	G	WG	N	N	✓	✓	1

Possible Hazard Identification
☐ Non-Hazard ☐ Flammable ☐ Skin Irritant ☐ Poison B ☐ Unknown ☐ Radiological

Sample Disposal (A fee may be assessed if samples are retained longer than 1 month)
☐ Return To Client ☐ Disposal By Lab ☐ Archive For _____ Months

Deliverable Requested I, II, III, IV, Other (specify)

Special Instructions/QC Requirements Additional Cations magnesium, sodium, potassium

Empty Kit Relinquished by:	Date:	Time	Method of Shipment:

Relinquished by:	Date/Time:	Company	Received by:	Date/Time:	Company
T G Goble	2-4-25 / 0831 TG 2011	ACC		2/4/25 2011	ACC
Relinquished by:	Date/Time: 2/5/25 0941	Company ACC	Received by:	Date/Time: 2/5/25 941	Company
Relinquished by:	Date/Time	Company	Received by:	Date/Time:	Company

Custody Seals Intact: ☐ Yes ☐ No | Custody Seal No

Cooler Temperature(s) °C and Other Remarks: 1.8/1.8 4.4/4.4 2.1/2.1 2.4/2.4 3.2/3.2

Login Sample Receipt Checklist

Client: Southern Company

Job Number: 680-261520-2

Login Number: 261520

List Source: Eurofins Savannah

List Number: 1

Creator: Munro, Caroline

Question	Answer	Comment
Radioactivity wasn't checked or is </= background as measured by a survey meter.	N/A	
The cooler's custody seal, if present, is intact.	True	
Sample custody seals, if present, are intact.	True	
The cooler or samples do not appear to have been compromised or tampered with.	True	
Samples were received on ice.	True	
Cooler Temperature is acceptable.	True	
Cooler Temperature is recorded.	True	
COC is present.	True	
COC is filled out in ink and legible.	True	
COC is filled out with all pertinent information.	True	
Is the Field Sampler's name present on COC?	True	
There are no discrepancies between the containers received and the COC.	True	
Samples are received within Holding Time (excluding tests with immediate HTs)	True	
Sample containers have legible labels.	True	
Containers are not broken or leaking.	True	
Sample collection date/times are provided.	True	
Appropriate sample containers are used.	True	
Sample bottles are completely filled.	True	
Sample Preservation Verified.	N/A	
There is sufficient vol. for all requested analyses, incl. any requested MS/MSDs	True	
Containers requiring zero headspace have no headspace or bubble is <6mm (1/4").	N/A	
Multiphasic samples are not present.	True	
Samples do not require splitting or compositing.	True	
Residual Chlorine Checked.	N/A	

This receipt checklist is generated for all samples received in this Login. It may not be applicable to all Jobs associated with this Login.

eurofins | Environment Testing

ANALYTICAL REPORT

PREPARED FOR

Attn: Kevin Stephenson
Southern Company
241 Ralph McGill Blvd SE
B10185
Atlanta, Georgia 30308

Generated 2/20/2025 1:44:07 PM

JOB DESCRIPTION

Plant McIntosh - Ash Pond 1

JOB NUMBER

680-261610-2

Eurofins Savannah
5102 LaRoche Avenue
Savannah GA 31404

See page two for job notes and contact information.

my EOL

Job Notes

This report may not be reproduced except in full, and with written approval from the laboratory. The results relate only to the samples tested. For questions please contact the Project Manager at the e-mail address or telephone number listed on this page.

The test results in this report relate only to the samples as received by the laboratory and will meet all requirements of the methodology, with any exceptions noted. This report shall not be reproduced except in full, without the express written approval of the laboratory. All questions should be directed to the Eurofins Environment Testing Southeast, LLC Project Manager.

Authorization



Generated
2/20/2025 1:44:07 PM

Authorized for release by
David Fuller, Project Manager
David.Fuller@et.eurofinsus.com
(770)344-8986

Definitions/Glossary

Client: Southern Company
Job ID: 680-261610-2
Project/Site: Plant McIntosh - Ash Pond 1

Qualifiers

Metals

Qualifier	Qualifier Description
4	MS, MSD: The analyte present in the original sample is greater than 4 times the matrix spike concentration; therefore, control limits are not applicable.

Glossary

Abbreviation	These commonly used abbreviations may or may not be present in this report.
☼	Listed under the "D" column to designate that the result is reported on a dry weight basis
%R	Percent Recovery
CFL	Contains Free Liquid
CFU	Colony Forming Unit
CNF	Contains No Free Liquid
DER	Duplicate Error Ratio (normalized absolute difference)
Dil Fac	Dilution Factor
DL	Detection Limit (DoD/DOE)
DL, RA, RE, IN	Indicates a Dilution, Re-analysis, Re-extraction, or additional Initial metals/anion analysis of the sample
DLC	Decision Level Concentration (Radiochemistry)
EDL	Estimated Detection Limit (Dioxin)
LOD	Limit of Detection (DoD/DOE)
LOQ	Limit of Quantitation (DoD/DOE)
MCL	EPA recommended "Maximum Contaminant Level"
MDA	Minimum Detectable Activity (Radiochemistry)
MDC	Minimum Detectable Concentration (Radiochemistry)
MDL	Method Detection Limit
ML	Minimum Level (Dioxin)
MPN	Most Probable Number
MQL	Method Quantitation Limit
NC	Not Calculated
ND	Not Detected at the reporting limit (or MDL or EDL if shown)
NEG	Negative / Absent
POS	Positive / Present
PQL	Practical Quantitation Limit
PRES	Presumptive
QC	Quality Control
RER	Relative Error Ratio (Radiochemistry)
RL	Reporting Limit or Requested Limit (Radiochemistry)
RPD	Relative Percent Difference, a measure of the relative difference between two points
TEF	Toxicity Equivalent Factor (Dioxin)
TEQ	Toxicity Equivalent Quotient (Dioxin)
TNTC	Too Numerous To Count

Sample Summary

Client: Southern Company
Job ID: 680-261610-2
Project/Site: Plant McIntosh - Ash Pond 1

Lab Sample ID	Client Sample ID	Matrix	Collected	Received
680-261610-1	MCI-MGWC-2	Water	02/05/25 10:57	02/06/25 09:40
680-261610-2	MCI-MGWC-19	Water	02/05/25 12:41	02/06/25 09:40

Job ID: 680-261610-2 — Eurofins Savannah

Job Narrative
680-261610-2

Analytical test results meet all requirements of the associated regulatory program listed on the Accreditation/Certification Summary Page unless otherwise noted under the individual analysis. Data qualifiers and/or narrative comments are included to explain any exceptions, if applicable.

- Matrix QC may not be reported if insufficient sample is provided or site-specific QC samples were not submitted. In these situations, to demonstrate precision and accuracy at a batch level, a LCS/LCSD may be performed, unless otherwise specified in the method.
- Surrogate and/or isotope dilution analyte recoveries (if applicable) which are outside of the QC window are confirmed unless attributed to a dilution or otherwise noted in the narrative.

Receipt
The samples were received on 2/6/2025 9:40 AM. Unless otherwise noted below, the samples arrived in good condition, and, where required, properly preserved and on ice. The temperature of the cooler at receipt time was 3.0°C.

Metals
No additional analytical or quality issues were noted, other than those described above or in the Definitions/ Glossary page.

General Chemistry
No additional analytical or quality issues were noted, other than those described above or in the Definitions/ Glossary page.

Client: Southern Company
Job ID: 680-261610-2
Project/Site: Plant McIntosh - Ash Pond 1

Client Sample ID: MCI-MGWC-2
Lab Sample ID: 680-261610-1
Date Collected: 02/05/25 10:57
Matrix: Water
Date Received: 02/06/25 09:40

Method: SW846 6020B - Metals (ICP/MS) - Total Recoverable

Analyte	Result	Qualifier	RL	MDL	Unit	D	Prepared	Analyzed	Dil Fac
Potassium	2.0		0.50	0.044	mg/L		02/07/25 05:43	02/07/25 15:40	1
Magnesium	16		0.50	0.023	mg/L		02/07/25 05:43	02/07/25 15:40	1
Sodium	29		0.50	0.20	mg/L		02/07/25 05:43	02/07/25 15:40	1

General Chemistry

Analyte	Result	Qualifier	RL	MDL	Unit	D	Prepared	Analyzed	Dil Fac
Total Alkalinity as CaCO3 (SM 2320B-2011)	190		5.0	5.0	mg/L			02/12/25 19:17	1
Bicarbonate Alkalinity as CaCO3 (SM 2320B-2011)	190		5.0	5.0	mg/L			02/12/25 19:17	1
Carbonate Alkalinity as CaCO3 (SM 2320B-2011)	<5.0		5.0	5.0	mg/L			02/12/25 19:17	1

Client Sample ID: MCI-MGWC-19
Lab Sample ID: 680-261610-2
Date Collected: 02/05/25 12:41
Matrix: Water
Date Received: 02/06/25 09:40

Method: SW846 6020B - Metals (ICP/MS) - Total Recoverable

Analyte	Result	Qualifier	RL	MDL	Unit	D	Prepared	Analyzed	Dil Fac
Potassium	2.4		0.50	0.044	mg/L		02/07/25 05:43	02/07/25 16:14	1
Magnesium	20		0.50	0.023	mg/L		02/07/25 05:43	02/07/25 16:14	1
Sodium	12		0.50	0.20	mg/L		02/07/25 05:43	02/07/25 16:14	1

General Chemistry

Analyte	Result	Qualifier	RL	MDL	Unit	D	Prepared	Analyzed	Dil Fac
Total Alkalinity as CaCO3 (SM 2320B-2011)	92		5.0	5.0	mg/L			02/12/25 19:06	1
Bicarbonate Alkalinity as CaCO3 (SM 2320B-2011)	92		5.0	5.0	mg/L			02/12/25 19:06	1
Carbonate Alkalinity as CaCO3 (SM 2320B-2011)	<5.0		5.0	5.0	mg/L			02/12/25 19:06	1

Method: 6020B - Metals (ICP/MS)

Lab Sample ID: MB 680-874804/1-A
Matrix: Water
Analysis Batch: 874968

Client Sample ID: Method Blank
Prep Type: Total Recoverable
Prep Batch: 874804

Analyte	MB Result	MB Qualifier	RL	MDL	Unit	D	Prepared	Analyzed	Dil Fac
Potassium	<0.044		0.50	0.044	mg/L		02/07/25 05:43	02/07/25 15:46	1
Magnesium	<0.023		0.50	0.023	mg/L		02/07/25 05:43	02/07/25 15:46	1
Sodium	<0.20		0.50	0.20	mg/L		02/07/25 05:43	02/07/25 15:46	1

Lab Sample ID: LCS 680-874804/2-A
Matrix: Water
Analysis Batch: 874968

Client Sample ID: Lab Control Sample
Prep Type: Total Recoverable
Prep Batch: 874804

Analyte			Spike Added	LCS Result	LCS Qualifier	Unit	D	%Rec	%Rec Limits		
Potassium			7.00	7.18		mg/L		103	80 - 120		
Magnesium			5.00	5.32		mg/L		106	80 - 120		
Sodium			5.00	5.40		mg/L		108	80 - 120		

Lab Sample ID: 400-270372-C-1-B MS
Matrix: Water
Analysis Batch: 874968

Client Sample ID: Matrix Spike
Prep Type: Total Recoverable
Prep Batch: 874804

Analyte	Sample Result	Sample Qualifier	Spike Added	MS Result	MS Qualifier	Unit	D	%Rec	%Rec Limits		
Potassium	83		7.00	80.7	4	mg/L		-33	75 - 125		
Magnesium	390		5.00	363	4	mg/L		-611	75 - 125		
Sodium	830		5.00	766	4	mg/L		-1357	75 - 125		

Lab Sample ID: 400-270372-C-1-C MSD
Matrix: Water
Analysis Batch: 874968

Client Sample ID: Matrix Spike Duplicate
Prep Type: Total Recoverable
Prep Batch: 874804

Analyte	Sample Result	Sample Qualifier	Spike Added	MSD Result	MSD Qualifier	Unit	D	%Rec	%Rec Limits	RPD	RPD Limit
Potassium	83		7.00	85.8	4	mg/L		41	75 - 125	6	20
Magnesium	390		5.00	379	4	mg/L		-279	75 - 125	4	20
Sodium	830		5.00	801	4	mg/L		-651	75 - 125	5	20

Lab Sample ID: MB 680-874805/1-A
Matrix: Water
Analysis Batch: 874968

Client Sample ID: Method Blank
Prep Type: Total Recoverable
Prep Batch: 874805

Analyte	MB Result	MB Qualifier	RL	MDL	Unit	D	Prepared	Analyzed	Dil Fac
Potassium	<0.044		0.50	0.044	mg/L		02/07/25 05:43	02/07/25 14:47	1
Magnesium	<0.023		0.50	0.023	mg/L		02/07/25 05:43	02/07/25 14:47	1
Sodium	<0.20		0.50	0.20	mg/L		02/07/25 05:43	02/07/25 14:47	1

Lab Sample ID: LCS 680-874805/2-A
Matrix: Water
Analysis Batch: 874968

Client Sample ID: Lab Control Sample
Prep Type: Total Recoverable
Prep Batch: 874805

Analyte			Spike Added	LCS Result	LCS Qualifier	Unit	D	%Rec	%Rec Limits		
Potassium			7.00	7.14		mg/L		102	80 - 120		
Magnesium			5.00	5.17		mg/L		103	80 - 120		
Sodium			5.00	5.30		mg/L		106	80 - 120		

Method: 6020B - Metals (ICP/MS) (Continued)

Lab Sample ID: 400-270372-C-2-B MS
Matrix: Water
Analysis Batch: 874968

Client Sample ID: Matrix Spike
Prep Type: Total Recoverable
Prep Batch: 874805

Analyte	Sample Result	Sample Qualifier	Spike Added	MS Result	MS Qualifier	Unit	D	%Rec	%Rec Limits
Potassium	99		7.00	105	4	mg/L		81	75 - 125
Magnesium	700		5.00	695	4	mg/L		-109	75 - 125
Sodium	2600		5.00	2550	4	mg/L		-585	75 - 125

Lab Sample ID: 400-270372-C-2-C MSD
Matrix: Water
Analysis Batch: 874968

Client Sample ID: Matrix Spike Duplicate
Prep Type: Total Recoverable
Prep Batch: 874805

Analyte	Sample Result	Sample Qualifier	Spike Added	MSD Result	MSD Qualifier	Unit	D	%Rec	%Rec Limits	RPD	RPD Limit
Potassium	99		7.00	104	4	mg/L		67	75 - 125	1	20
Magnesium	700		5.00	681	4	mg/L		-377	75 - 125	2	20
Sodium	2600		5.00	2500	4	mg/L		-1733	75 - 125	2	20

Method: 2320B-2011 - Alkalinity, Total

Lab Sample ID: MB 680-875545/4
Matrix: Water
Analysis Batch: 875545

Client Sample ID: Method Blank
Prep Type: Total/NA

Analyte	MB Result	MB Qualifier	RL	MDL	Unit	D	Prepared	Analyzed	Dil Fac
Total Alkalinity as CaCO3	<5.0		5.0	5.0	mg/L			02/12/25 18:05	1
Bicarbonate Alkalinity as CaCO3	<5.0		5.0	5.0	mg/L			02/12/25 18:05	1
Carbonate Alkalinity as CaCO3	<5.0		5.0	5.0	mg/L			02/12/25 18:05	1

Lab Sample ID: LCS 680-875545/6
Matrix: Water
Analysis Batch: 875545

Client Sample ID: Lab Control Sample
Prep Type: Total/NA

Analyte	Spike Added	LCS Result	LCS Qualifier	Unit	D	%Rec	%Rec Limits
Total Alkalinity as CaCO3	250	243		mg/L		97	90 - 112

Lab Sample ID: LCSD 680-875545/31
Matrix: Water
Analysis Batch: 875545

Client Sample ID: Lab Control Sample Dup
Prep Type: Total/NA

Analyte	Spike Added	LCSD Result	LCSD Qualifier	Unit	D	%Rec	%Rec Limits	RPD	RPD Limit
Total Alkalinity as CaCO3	250	249		mg/L		100	90 - 112	2	30

Lab Sample ID: 680-261588-E-2 DU
Matrix: Water
Analysis Batch: 875545

Client Sample ID: Duplicate
Prep Type: Total/NA

Analyte	Sample Result	Sample Qualifier	DU Result	DU Qualifier	Unit	D	RPD	RPD Limit
Total Alkalinity as CaCO3	44		42.4		mg/L		3	30
Bicarbonate Alkalinity as CaCO3	44		42.4		mg/L		3	30
Carbonate Alkalinity as CaCO3	<5.0		<5.0		mg/L		NC	30

QC Association Summary

Client: Southern Company
Project/Site: Plant McIntosh - Ash Pond 1

Job ID: 680-261610-2

Metals

Prep Batch: 874804

Lab Sample ID	Client Sample ID	Prep Type	Matrix	Method	Prep Batch
680-261610-2	MCI-MGWC-19	Total Recoverable	Water	3005A	
MB 680-874804/1-A	Method Blank	Total Recoverable	Water	3005A	
LCS 680-874804/2-A	Lab Control Sample	Total Recoverable	Water	3005A	
400-270372-C-1-B MS	Matrix Spike	Total Recoverable	Water	3005A	
400-270372-C-1-C MSD	Matrix Spike Duplicate	Total Recoverable	Water	3005A	

Prep Batch: 874805

Lab Sample ID	Client Sample ID	Prep Type	Matrix	Method	Prep Batch
680-261610-1	MCI-MGWC-2	Total Recoverable	Water	3005A	
MB 680-874805/1-A	Method Blank	Total Recoverable	Water	3005A	
LCS 680-874805/2-A	Lab Control Sample	Total Recoverable	Water	3005A	
400-270372-C-2-B MS	Matrix Spike	Total Recoverable	Water	3005A	
400-270372-C-2-C MSD	Matrix Spike Duplicate	Total Recoverable	Water	3005A	

Analysis Batch: 874968

Lab Sample ID	Client Sample ID	Prep Type	Matrix	Method	Prep Batch
680-261610-1	MCI-MGWC-2	Total Recoverable	Water	6020B	874805
680-261610-2	MCI-MGWC-19	Total Recoverable	Water	6020B	874804
MB 680-874804/1-A	Method Blank	Total Recoverable	Water	6020B	874804
MB 680-874805/1-A	Method Blank	Total Recoverable	Water	6020B	874805
LCS 680-874804/2-A	Lab Control Sample	Total Recoverable	Water	6020B	874804
LCS 680-874805/2-A	Lab Control Sample	Total Recoverable	Water	6020B	874805
400-270372-C-1-B MS	Matrix Spike	Total Recoverable	Water	6020B	874804
400-270372-C-1-C MSD	Matrix Spike Duplicate	Total Recoverable	Water	6020B	874804
400-270372-C-2-B MS	Matrix Spike	Total Recoverable	Water	6020B	874805
400-270372-C-2-C MSD	Matrix Spike Duplicate	Total Recoverable	Water	6020B	874805

General Chemistry

Analysis Batch: 875545

Lab Sample ID	Client Sample ID	Prep Type	Matrix	Method	Prep Batch
680-261610-1	MCI-MGWC-2	Total/NA	Water	2320B-2011	
680-261610-2	MCI-MGWC-19	Total/NA	Water	2320B-2011	
MB 680-875545/4	Method Blank	Total/NA	Water	2320B-2011	
LCS 680-875545/6	Lab Control Sample	Total/NA	Water	2320B-2011	
LCSD 680-875545/31	Lab Control Sample Dup	Total/NA	Water	2320B-2011	
680-261588-E-2 DU	Duplicate	Total/NA	Water	2320B-2011	

Lab Chronicle

Client: Southern Company
Project/Site: Plant McIntosh - Ash Pond 1

Job ID: 680-261610-2

Client Sample ID: MCI-MGWC-2

Lab Sample ID: 680-261610-1

Date Collected: 02/05/25 10:57
Matrix: Water
Date Received: 02/06/25 09:40

Prep Type	Batch Type	Batch Method	Run	Dil Factor	Initial Amount	Final Amount	Batch Number	Prepared or Analyzed	Analyst	Lab
Total Recoverable	Prep	3005A			25 mL	125 mL	874805	02/07/25 05:43	RR	EET SAV
Total Recoverable	Analysis	6020B		1			874968	02/07/25 15:40	BWR	EET SAV
	Instrument ID: ICPMSG									
Total/NA	Analysis	2320B-2011		1			875545	02/12/25 19:17	PG	EET SAV
	Instrument ID: MANTECH 2									

Client Sample ID: MCI-MGWC-19

Lab Sample ID: 680-261610-2

Date Collected: 02/05/25 12:41
Matrix: Water
Date Received: 02/06/25 09:40

Prep Type	Batch Type	Batch Method	Run	Dil Factor	Initial Amount	Final Amount	Batch Number	Prepared or Analyzed	Analyst	Lab
Total Recoverable	Prep	3005A			25 mL	125 mL	874804	02/07/25 05:43	RR	EET SAV
Total Recoverable	Analysis	6020B		1			874968	02/07/25 16:14	BWR	EET SAV
	Instrument ID: ICPMSG									
Total/NA	Analysis	2320B-2011		1			875545	02/12/25 19:06	PG	EET SAV
	Instrument ID: MANTECH 2									

Laboratory References:

EET SAV = Eurofins Savannah, 5102 LaRoche Avenue, Savannah, GA 31404, TEL (912)354-7858

Accreditation/Certification Summary

Client: Southern Company
Job ID: 680-261610-2
Project/Site: Plant McIntosh - Ash Pond 1

Laboratory: Eurofins Savannah

The accreditations/certifications listed below are applicable to this report.

Authority	Program	Identification Number	Expiration Date
Florida	NELAP	E87052	06-30-25
Georgia	State	E87052	06-30-25

Method Summary

Client: Southern Company
Project/Site: Plant McIntosh - Ash Pond 1

Job ID: 680-261610-2

Method	Method Description	Protocol	Laboratory
6020B	Metals (ICP/MS)	SW846	EET SAV
2320B-2011	Alkalinity, Total	SM	EET SAV
3005A	Preparation, Total Recoverable or Dissolved Metals	SW846	EET SAV

Protocol References:

SM = "Standard Methods For The Examination Of Water And Wastewater"

SW846 = "Test Methods For Evaluating Solid Waste, Physical/Chemical Methods", Third Edition, November 1986 And Its Updates.

Laboratory References:

EET SAV = Eurofins Savannah, 5102 LaRoche Avenue, Savannah, GA 31404, TEL (912)354-7858

Eurofins TestAmerica, Savannah
5102 LaRoche Avenue
Savannah, GA 31404
Phone (912) 354-7858 Fax (912) 352-0165

Chain of Custody Record

eurofins | Environment Testing America

Client Information	Sampler: T. Goble / J. May ACC	Lab PM: Fuller, David	Carrier Tracking No(s)	COC No
Client Contact: SCS Contacts	Phone: 770-594-5998	E-Mail: david.fuller@et.eurofinsus.com		Page: 1 of 1
Company: GA Power				Job #:
Address: 241 Ralph McGill Blvd SE	Due Date Requested			
City: Atlanta	TAT Requested (days)			
State, Zip: GA, 30308				
Phone: 404-506-7116(Tel)	Lab Project #: 68027747			
Email: SCS Contacts / ACC Contacts	PO #: GPC82130-0002			
Project Name: Plant McIntosh - Ash Pond 1	Project #:			
Site: Georgia	SSOW#:			

Analysis Requested

Preservation Codes:
A - HCL, B - NaOH, C - Zn Acetate, D - Nitric Acid, E - NaHSO4, F - MeOH, G - Amchlor, H - Ascorbic Acid, I - Ice, J - DI Water, K - EDTA, L - EDA, M - Hexane, N - None, O - AsNaO2, P - Na2O4S, Q - Na2SO3, R - Na2S2O3, S - H2SO4, T - TSP Dodecahydrate, U - Acetone, V - MCAA, W - pH 4-5, Z - other (specify)
Other:

Task_Code: MCI-CCR-ASSMT-2025S1

Special Instructions/Note: ALK + 3 Cations (Report Separately)

Sample Identification	Sample Date (mm/dd/yy)	Sample Time (hhmm)	Sample Type (C=Comp, G=grab)	Matrix (WG=ground water, WS=surface water, WQ=quality control)	Field Filtered Sample (Yes or No)	Perform MS/MSD (Yes or No)	Cations Mg Na K	Total Carbonate Bicarbonate Alkalinity	Total Number of containers
			Preservation Code:				D	1	
MCI- MGWL-2	02/05/25	1057	G	WG	N	N	✓	✓	1
MCI- MGWL-19	02/05/25	1241	G	WG	N	N	✓	✓	1
MCI-			G	WG	N	N			
MCI-			G	WG	N	N			
MCI-			G	WG	N	N			
MCI-			G	WG	N	N			
MCI-			G	WG	N	N			
MCI-			G	WG	N	N			
MCI-			G	WG	N	N			
MCI-			G	WG	N	N			
MCI-			G	WG	N	N			

Possible Hazard Identification
☐ Non-Hazard ☐ Flammable ☐ Skin Irritant ☐ Poison B ☐ Unknown ☐ Radiological

Sample Disposal (A fee may be assessed if samples are retained longer than 1 month)
☐ Return To Client ☐ Disposal By Lab ☐ Archive For _____ Months

Deliverable Requested: I, II, III, IV, Other (specify)

Special Instructions/QC Requirements: Additional Cations magnesium, sodium, potassium

Empty Kit Relinquished by:	Date:	Time:	Method of Shipment:

	Relinquished by	Date/Time	Company	Received by	Date/Time	Company
1	Taylor Gobble	2-5-25/2035	ACC		2-5-25/2035	~~2035~~ ACC
2		2-6-25/0940	ACC		2/6/25 940	
3						

Custody Seals Intact: ☐ Yes ☐ No
Custody Seal No:
Cooler Temperature(s) °C and Other Remarks: 3.0/3.0

Login Sample Receipt Checklist

Client: Southern Company

Job Number: 680-261610-2

Login Number: 261610

List Source: Eurofins Savannah

List Number: 1

Creator: Munro, Caroline

Question	Answer	Comment
Radioactivity wasn't checked or is </= background as measured by a survey meter.	N/A	
The cooler's custody seal, if present, is intact.	True	
Sample custody seals, if present, are intact.	True	
The cooler or samples do not appear to have been compromised or tampered with.	True	
Samples were received on ice.	True	
Cooler Temperature is acceptable.	True	
Cooler Temperature is recorded.	True	
COC is present.	True	
COC is filled out in ink and legible.	True	
COC is filled out with all pertinent information.	True	
Is the Field Sampler's name present on COC?	True	
There are no discrepancies between the containers received and the COC.	True	
Samples are received within Holding Time (excluding tests with immediate HTs)	True	
Sample containers have legible labels.	True	
Containers are not broken or leaking.	True	
Sample collection date/times are provided.	True	
Appropriate sample containers are used.	True	
Sample bottles are completely filled.	True	
Sample Preservation Verified.	N/A	
There is sufficient vol. for all requested analyses, incl. any requested MS/MSDs	True	
Containers requiring zero headspace have no headspace or bubble is <6mm (1/4").	N/A	
Multiphasic samples are not present.	True	
Samples do not require splitting or compositing.	True	
Residual Chlorine Checked.	N/A	

This receipt checklist is generated for all samples received in this Login. It may not be applicable to all Jobs associated with this Login.

LEVEL 2A LABORATORY DATA VALIDATIONS

McIntosh Ash Pond 1

Semiannual Event

February 2025

Georgia Power Company – McIntosh Ash Pond 1

Quality Control Review of Analytical Data – February 2025

This narrative presents results of the Quality Control (QC) data review performed on analytical data submitted by Eurofins Environment Testing America, Savannah and St. Louis for groundwater samples collected at McIntosh Ash Pond 1 (AP-1) between February 3, 2025 and February 5, 2025. The chemical data were reviewed to identify quality issues which could affect the use of the data for decision-making purposes.

Information regarding the primary sample locations, analytical parameters, QC samples, sampling dates, and laboratory sample delivery group (SDG) designations is summarized in Table 1 of this Appendix.

In accordance with groundwater monitoring and corrective action procedures discussed in Title 40 Code of Federal Regulations (CFR), Subpart D – Standards for the Disposal of Coal Combustion Residuals in Landfills and Surface Impoundments, the samples were analyzed for detection monitoring constituents listed in 40 CFR, Part 257, Appendix III, and assessment monitoring constituents listed in 40 CFR, Part 257, Appendix IV. Test methods included Inductively Coupled Plasma – Mass Spectrometry (US EPA Method 6020B), Mercury in Liquid Wastes (US EPA Method 7470A), Determination of Inorganic Anions (US EPA Method 300.0), Solids in Water (Standard Methods 2540C), Radium-226 (US EPA Method 9315), and Radium-228 (US EPA Method 9320).

Data were reviewed in accordance with the US EPA Region 4 Data Validation Standard Operating Procedures for Contract Laboratory Program Inorganic Data by Inductively Coupled Plasma – Atomic Emission Spectroscopy and Inductively Coupled Plasma – Mass Spectroscopy (September 2011, Rev. 2.0)[1] and the National Functional Guidelines for Inorganic Superfund Methods Data Review (January 2017)[2]. The review included an assessment of the results for completeness, precision (laboratory duplicate recoveries and matrix spike/matrix spike duplicate recoveries), accuracy (laboratory control samples and matrix spike samples), and blank contamination (field, equipment, and laboratory blanks). Sample receipt conditions, holding times, and chains of custody were reviewed. If there was a discrepancy between the QC criteria in the guidelines and the QC criterion established in the analytical methodology, method-specific criteria or professional judgment were used.

DATA QUALITY OBJECTIVES

Laboratory Precision: Laboratory goals for precision were met, except for total dissolved solids (TDS) from MCI-MGWC-20 (680-261520-14) and MCI-MGWC-2 (680-261610-1) and radium-228 from MCI-MGWA-5 (680-261520-1) as described in the qualifications section below.

Field Precision: Field goals for precision were met, except for chloride from MCI-MGWC-3 (680-261520-6) as described in the qualifications section below.

Accuracy: Laboratory goals for accuracy were met, except for chloride, fluoride, and sulfate from MCI-MGWC-12 (680-261520-9) as described in the qualifications section below.

Detection Limits: Project goals for detection limits were met. Certain samples were diluted due to the concentration of target or non-target analyte interferences. Dilutions do not require qualifications based on US EPA guidelines. Reporting limits (RLs) of non-detect compounds are elevated proportional to the dilution when undiluted sample results were not provided by the laboratory. The data usability of diluted results was evaluated by the data user in the context of site-wide characterization.

Completeness: There were no rejected analytical results for this event, resulting in a completion of 100%.

Holding Times: Holding time requirements were met.

QUALIFICATIONS

In general, chemical results for the samples collected at the site were qualified on the basis of low precision or low accuracy or on the basis of professional judgment. The following definitions provide brief explanations of the qualifiers which may have been assigned to data by the laboratory during the validation process:

B: The analyte was positively identified above the method detection limit; however, the analyte was also detected in a method blank, field blank, and/or equipment blank.

J: The analyte was positively identified above the method detection limit; however, the associated numerical value is the approximate concentration of the analyte in the sample.

ND: The analyte was not detected above the method detection limit.

The data generated as part of this sampling event met the QC criteria established in the respective analytical methods and data validation guidelines except as specified below. The applied qualifications may not have been required for all samples collected at the site. A summary of sample qualifications can be found in Table 2 of this Appendix.

- Samples MCI-MGWC-3 (680-261520-6) and MCI-AP-1-FD-01 (680-261520-10) were qualified as estimated (J) for chloride as the field relative percent difference (RPD) exceeded QC criteria (53.3%, above the limit of 20).

- Sample MCI-MGWC-20 (680-261520-14) was qualified as estimated (J) for TDS as the lab RPD exceeded QC criteria (9%, above the limit of 5).

- Sample MCI-MGWA-5 (680-261520-1) was qualified as estimated (J) for radium-228 as the lab RPD exceeded QC criteria (1.12%, above the limit of 1).

- Sample MCI-MGWC-2 (680-261610-1) was qualified as estimated (J) for TDS as the lab RPD exceeded QC criteria (6%, above the limit of 5).

- Sample MCI-MGWC-12 (680-261520-9) was qualified as estimated (J) for sulfate as the associated matrix spike (MS) and matrix spike duplicate (MSD) recoveries were outside QC criteria (124% and 143%, respectively, above the range of 80-120).

- Sample MCI-MGWC-12 (680-261520-9) was qualified as estimated (J) for chloride and fluoride as the associated MSD recoveries were outside QC criteria (129% and 129%, respectively, above the range of 80-120).

- Samples MCI-MGWC-1 (680-261520-7) and MCI-MGWC-8 (680-261520-8) were qualified as estimated (B) for arsenic due to the analyte being detected at a similar concentration in an associated blank sample (MCI-AP-1-EB-03).

- Samples MCI-MGWC-2 (680-261610-1) and MCI-AP1-FD-02 (680-261610-3) were qualified as estimated (B) for lithium due to the analyte being detected at a similar concentration in an associated blank sample (Analysis Batch 875084 method blank).

- Certain radium 228 results on work order 680-261520-3 were qualified as non-detect (ND) due to the analytes being detected at similar concentrations in an associated blank sample (MCI-AP1-EB-04). As shown in Table 2, when the original sample result was below the minimum detectable concentration (MDC), the new MDC was raised to the

detectable concentration of the blank as part of the qualification process; when the original sample result was slightly above the MDC, the new MDC was raised to the sample result as part of the qualification process.

Atlantic Coast Consulting, Inc. reviewed the laboratory data from McIntosh AP-1 sampled between February 3, 2025 and February 5, 2025 in accordance with the analytical methods, the laboratory-specified QC criteria, and the guidelines. As described above, the results were acceptable for project use.

REFERENCES

[1]US EPA, September 2011, Region 4, Science and Ecosystem Support Division, Quality Assurance Section, MTSB, Data Validation Standard Operating Procedures for Contract Laboratory Program Inorganic Data by Inductively Coupled Plasma – Atomic Emission Spectroscopy and Inductively Coupled Plasma – Mass Spectroscopy, Revision 2.0

[2]US EPA, January 2017, National Office of Superfund Remediation and Technology Innovation, National Functional Guidelines for Inorganic Superfund Methods Data Review, Revision 0.0

TABLE 1

Sample Summary Table – February 2025

Georgia Power Company – McIntosh AP-1

						Analyses			
SDG	Field Identification	Collection Date	Lab Identification	Matrix	QC Samples	Metals (6020B, 7470A)	Anions (300.0)	TDS (SM 2540C)	Radium-226/-228 (9315, 9320)
261520-1	MCI-MGWA-5	02/03/25	680-261520-1	WG		X	X	X	
261520-3	MCI-MGWA-5	02/03/25	680-261520-1	WG					X
261520-1	MCI-MGWA-6	02/03/25	680-261520-2	WG		X	X	X	
261520-3	MCI-MGWA-6	02/03/25	680-261520-2	WG					X
261520-1	MCI-MGWA-6A	02/04/25	680-261520-3	WG		X	X	X	
261520-3	MCI-MGWA-6A	02/04/25	680-261520-3	WG					X
261520-1	MCI-MGWA-10	02/04/25	680-261520-4	WG		X	X	X	
261520-3	MCI-MGWA-10	02/04/25	680-261520-4	WG					X
261520-1	MCI-MGWA-11	02/04/25	680-261520-5	WG		X	X	X	
261520-3	MCI-MGWA-11	02/04/25	680-261520-5	WG					X
261520-1	MCI-MGWC-3	02/04/25	680-261520-6	WG		X	X	X	
261520-3	MCI-MGWC-3	02/04/25	680-261520-6	WG					X
261520-1	MCI-MGWC-1	02/04/25	680-261520-7	WG		X	X	X	
261520-3	MCI-MGWC-1	02/04/25	680-261520-7	WG					X
261520-1	MCI-MGWC-8	02/04/25	680-261520-8	WG		X	X	X	
261520-3	MCI-MGWC-8	02/04/25	680-261520-8	WG					X
261520-1	MCI-MGWC-12	02/04/25	680-261520-9	WG		X	X	X	
261520-3	MCI-MGWC-12	02/04/25	680-261520-9	WG					X
261520-1	MCI-AP1-FD-01	02/04/25	680-261520-10	WG	FD (MCI-MGWC-3)	X	X	X	
261520-3	MCI-AP1-FD-01	02/04/25	680-261520-10	WG	FD (MCI-MGWC-3)				X
261520-1	MCI-AP1-EB-03	02/04/25	680-261520-11	WQ	EB	X	X	X	
261520-3	MCI-AP1-EB-03	02/04/25	680-261520-11	WQ	EB				X
261520-1	MCI-AP1-FB-01	02/04/25	680-261520-12	WQ	FB	X	X	X	
261520-3	MCI-AP1-FB-01	02/04/25	680-261520-12	WQ	FB				X
261520-1	MCI-MGWC-7	02/04/25	680-261520-13	WG		X	X	X	
261520-3	MCI-MGWC-7	02/04/25	680-261520-13	WG					X

Abbreviations:
EB – Equipment Blank
FB – Field Blank
FD – Field Duplicate
QC – Quality Control
SDG – Sample Delivery Group
TDS – Total Dissolved Solids
WG – Groundwater
WQ – Water Quality Control

TABLE 1 (continued)

Sample Summary Table – February 2025

Georgia Power Company – McIntosh AP-1

						Analyses			
SDG	Field Identification	Collection Date	Lab Identification	Matrix	QC Samples	Metals (6020B, 7470A)	Anions (300.0)	TDS (SM 2540C)	Radium-226/-228 (9315, 9320)
261520-1	MCI-MGWC-20	02/04/25	680-261520-14	WG		X	X	X	
261520-3	MCI-MGWC-20	02/04/25	680-261520-14	WG					X
261520-1	MCI-AP1-EB-04	02/04/25	680-261520-15	WQ	FB	X	X	X	
261520-3	MCI-AP1-EB-04	02/04/25	680-261520-15	WQ	FB				X
261520-1	MCI-AP1-FB-02	02/04/25	680-261520-16	WQ	FB	X	X	X	
261520-3	MCI-AP1-FB-02	02/04/25	680-261520-16	WQ	FB				X
261610-1	MCI-MGWC-2	02/05/25	680-261610-1	WG		X	X	X	
261610-3	MCI-MGWC-2	02/05/25	680-261610-1	WG					X
261610-1	MCI-MGWC-19	02/05/25	680-261610-2	WG		X	X	X	
261610-3	MCI-MGWC-19	02/05/25	680-261610-2	WG					X
261610-1	MCI-AP1-FD-02	02/05/25	680-261610-3	WG	FD (MCI-MGWC-2)	X	X	X	
261610-3	MCI-AP1-FD-02	02/05/25	680-261610-3	WG	FD (MCI-MGWC-2)				X

Abbreviations:
EB – Equipment Blank
FB – Field Blank
FD – Field Duplicate
QC – Quality Control
SDG – Sample Delivery Group
TDS – Total Dissolved Solids
WG – Groundwater
WQ – Water Quality Control

TABLE 2

Qualifier Summary Table – February 2025

Georgia Power Company – McIntosh AP-1

SDG	Field Identification	Constituent	New RL	New MDL or MDC	Qualifier	Reason
261520-1	MCI-MGWC-1	Arsenic			B	Blank detection
261520-1	MCI-MGWC-8	Arsenic			B	Blank detection
261520-3	MCI-MGWA-6A	Radium-228		0.907	ND	Blank detection
261520-3	MCI-MGWA-10	Radium-228		0.818	ND	Blank detection
261520-3	MCI-MGWC-3	Radium-228		0.971	ND	Blank detection
261520-3	MCI-AP1-FD-01	Radium-228		0.818	ND	Blank detection
261520-1	MCI-MGWC-3	Chloride			J	RPD exceeds field goal
261520-1	MCI-MGWC-20	TDS			J	RPD exceeds lab goal
261520-3	MCI-MGWA-5	Radium-228			J	RPD exceeds lab goal
261520-1	MCI-MGWC-12	Chloride			J	MSD outside QC criterion
261520-1	MCI-MGWC-12	Fluoride			J	MSD outside QC criterion
261520-1	MCI-MGWC-12	Sulfate			J	MS/MSD outside QC criterion
261610-1	MCI-MGWC-2	Lithium			B	Blank detection
261610-1	MCI-AP1-FD-02	Lithium			B	Blank detection
261610-1	MCI-MGWC-2	TDS			J	RPD exceeds lab goal

Abbreviations:
MDC – Minimum Detectable Concentration
MS/MSD – Matrix Spike / Matrix Spike Duplicate
MDL – Method Detection Limit
RL – Reporting Limit
RPD – Relative Percent Difference
SDG – Sample Delivery Group
TDS – Total Dissolved Solids

Qualifiers:
B – Method, Field, or Equipment Blank Detection
J – Estimated Result
ND – Non-Detect Result

LEVEL 2A LABORATORY DATA VALIDATIONS

McIntosh Ash Pond 1

Geochemical Parameters Event

February 2025

Georgia Power Company – McIntosh Ash Pond 1

Quality Control Review of Analytical Data – February 2025

This narrative presents results of the Quality Control (QC) data review performed on analytical data submitted by Eurofins Environment Testing America, Savannah for groundwater samples collected at McIntosh Ash Pond 1 (AP-1) between February 3, 2025 and February 5, 2025. The chemical data were reviewed to identify quality issues which could affect the use of the data for decision-making purposes.

Information regarding the primary sample locations, analytical parameters, QC samples, sampling dates, and laboratory sample delivery group (SDG) designations is summarized in Table 1 of this Appendix.

The samples were analyzed for geochemical parameters. Test methods included Inductively Coupled Plasma – Mass Spectrometry (US EPA Method 6020B) and Alkalinity in Water (Standard Methods 2320B).

Data were reviewed in accordance with the US EPA Region 4 Data Validation Standard Operating Procedures for Contract Laboratory Program Inorganic Data by Inductively Coupled Plasma – Atomic Emission Spectroscopy and Inductively Coupled Plasma – Mass Spectroscopy (September 2011, Rev. 2.0)[1] and the National Functional Guidelines for Inorganic Superfund Methods Data Review (January 2017)[2]. The review included an assessment of the results for completeness, precision (laboratory duplicate recoveries and matrix spike/matrix spike duplicate recoveries), accuracy (laboratory control samples and matrix spike samples), and blank contamination (laboratory blanks). Sample receipt conditions, holding times, and chains of custody were reviewed. If there was a discrepancy between the QC criteria in the guidelines and the QC criterion established in the analytical methodology, method-specific criteria or professional judgment were used.

DATA QUALITY OBJECTIVES

Laboratory Precision: Laboratory goals for precision were met.

Field Precision: Field goals for precision were not applicable to this sampling event.

Accuracy: Laboratory goals for accuracy were met.

Detection Limits: Project goals for detection limits were met.

Completeness: There were no rejected analytical results for this event, resulting in a completion of 100%.

Holding Times: Holding time requirements were met.

QUALIFICATIONS

In general, chemical results for the samples collected at the site were qualified on the basis of low precision or low accuracy or on the basis of professional judgment. The following definitions provide brief explanations of the qualifiers which may have been assigned to data by the laboratory during the validation process:

J: The analyte was positively identified above the method detection limit; however, the associated numerical value is the approximate concentration of the analyte in the sample.

ND: The analyte was not detected above the method detection limit.

The data generated as part of this sampling event met the QC criteria established in the respective analytical methods and data validation guidelines.

Atlantic Coast Consulting, Inc. reviewed the laboratory data from McIntosh AP-1 sampled between February 3, 2025 and February 4, 2025 in accordance with the analytical methods, the laboratory-specified QC criteria, and the guidelines. As described above, the results were acceptable for project use.

REFERENCES

[1]US EPA, September 2011, Region 4, Science and Ecosystem Support Division, Quality Assurance Section, MTSB, Data Validation Standard Operating Procedures for Contract Laboratory Program Inorganic Data by Inductively Coupled Plasma – Atomic Emission Spectroscopy and Inductively Coupled Plasma – Mass Spectroscopy, Revision 2.0

[2]US EPA, January 2017, National Office of Superfund Remediation and Technology Innovation, National Functional Guidelines for Inorganic Superfund Methods Data Review, Revision 0.0

TABLE 1

Sample Summary Table – February 2025

Georgia Power Company – McIntosh AP-1

						Analyses	
SDG	Field Identification	Collection Date	Lab Identification	Matrix	QC Samples	Metals (6020B)	Alkalinity (SM 2320B)
261520-2	MCI-MGWA-5	02/03/25	680-261520-1	WG		X	X
261520-2	MCI-MGWA-6	02/03/25	680-261520-2	WG		X	X
261520-2	MCI-MGWA-6A	02/04/25	680-261520-3	WG		X	X
261520-2	MCI-MGWA-10	02/04/25	680-261520-4	WG		X	X
261520-2	MCI-MGWA-11	02/04/25	680-261520-5	WG		X	X
261520-2	MCI-MGWC-3	02/04/25	680-261520-6	WG		X	X
261520-2	MCI-MGWC-1	02/04/25	680-261520-7	WG		X	X
261520-2	MCI-MGWC-8	02/04/25	680-261520-8	WG		X	X
261520-2	MCI-MGWC-12	02/04/25	680-261520-9	WG		X	X
261520-2	MCI-MGWC-7	02/04/25	680-261520-13	WG		X	X
261520-2	MCI-MGWC-20	02/04/25	680-261520-14	WG		X	X
261610-2	MCI-MGWC-2	02/05/25	680-261610-1	WG		X	X
261610-2	MCI-MGWC-19	02/05/25	680-261610-2	WG		X	X

Abbreviations:
QC – Quality Control
SDG – Sample Delivery Group
WG – Groundwater

Low-Flow Test Report:

Test Date / Time: 2/4/2025 11:47:30 AM
Project: Plant McIntosh AP-1
Operator Name: J. May

Location Name: MGWC-1 **Well Diameter: 2 in** **Casing Type: PVC** **Screen Length: 10 ft** **Top of Screen: 46.08 ft** **Total Depth: 56.08 ft** **Initial Depth to Water: 39.48 ft**	**Pump Type: Portable Bladder Pump** **Tubing Type: Poly** **Tubing Inner Diameter: 0.17 in** **Pump Intake From TOC: 51 ft** **Estimated Total Volume Pumped: 7 liter** **Flow Cell Volume: 130 ml** **Final Flow Rate: 200 ml/min** **Final Draw Down: 15.84 in**	**Instrument Used: Aqua TROLL 500** **Serial Number: 1183949**

Test Notes:
Sample Time: 1222
Sunny, 70s

Low-Flow Readings:

Date Time	Elapsed Time	pH	Temperature	Specific Conductivity	RDO Concentration	Turbidity	ORP	Depth to Water	Flow
		+/- 0.1	+/- 3	+/- 5 %	+/- 10 %	+/- 10	+/- 25	+/- 0.3	
2/4/2025 11:47 AM	00:00	6.80 pH	24.05 °C	527.25 µS/cm	2.88 mg/L	1.04 NTU	96.4 mV	39.48 ft	200.00 ml/min
2/4/2025 11:52 AM	05:00	6.80 pH	22.38 °C	524.85 µS/cm	1.81 mg/L	1.02 NTU	91.9 mV	40.50 ft	200.00 ml/min
2/4/2025 11:57 AM	10:00	6.68 pH	22.23 °C	524.03 µS/cm	1.62 mg/L	0.69 NTU	103.9 mV	40.70 ft	200.00 ml/min
2/4/2025 12:02 PM	15:00	6.79 pH	22.14 °C	535.78 µS/cm	1.25 mg/L	0.94 NTU	98.3 mV	40.80 ft	200.00 ml/min
2/4/2025 12:07 PM	20:00	6.99 pH	22.14 °C	576.28 µS/cm	0.58 mg/L	1.05 NTU	81.3 mV	40.80 ft	200.00 ml/min
2/4/2025 12:12 PM	25:00	7.10 pH	22.13 °C	598.59 µS/cm	0.35 mg/L	0.67 NTU	63.7 mV	40.80 ft	200.00 ml/min
2/4/2025 12:17 PM	30:00	7.17 pH	22.22 °C	609.28 µS/cm	0.26 mg/L	0.68 NTU	52.1 mV	40.80 ft	200.00 ml/min
2/4/2025 12:22 PM	35:00	7.20 pH	22.10 °C	612.94 µS/cm	0.25 mg/L	0.66 NTU	45.1 mV	40.80 ft	200.00 ml/min

Samples

Sample ID:	Description:

Low-Flow Test Report:

Test Date / Time: 2/5/2025 8:57:05 AM
Project: Plant McIntosh AP-1
Operator Name: J. May

Location Name: MGWC-2 **Well Diameter: 2 in** **Casing Type: PVC** **Screen Length: 10 ft** **Top of Screen: 27.36 ft** **Total Depth: 37.36 ft** **Initial Depth to Water: 21.16 ft**	**Pump Type: Peristaltic Pump** **Tubing Type: Poly** **Tubing Inner Diameter: 0.17 in** **Pump Intake From TOC: 32 ft** **Estimated Total Volume Pumped: 21 liter** **Flow Cell Volume: 130 ml** **Final Flow Rate: 150 ml/min** **Final Draw Down: 12.48 in**	**Instrument Used: Aqua TROLL 500** **Serial Number: 1183949**

Test Notes:
Sample Time: 1057
Sunny, 60s

Low-Flow Readings:

Date Time	Elapsed Time	pH	Temperature	Specific Conductivity	RDO Concentration	Turbidity	ORP	Depth to Water	Flow
		+/- 0.1	+/- 3	+/- 5 %	+/- 10 %	+/- 10	+/- 25	+/- 0.3	
2/5/2025 8:57 AM	00:00	8.30 pH	18.66 °C	668.83 µS/cm	2.92 mg/L	1.76 NTU	210.2 mV	21.16 ft	200.00 ml/min
2/5/2025 9:02 AM	05:00	7.57 pH	19.93 °C	669.39 µS/cm	0.40 mg/L	2.24 NTU	187.2 mV	22.20 ft	200.00 ml/min
2/5/2025 9:07 AM	10:00	7.57 pH	20.33 °C	667.26 µS/cm	0.26 mg/L	2.57 NTU	166.9 mV	22.40 ft	200.00 ml/min
2/5/2025 9:12 AM	15:00	7.57 pH	20.51 °C	667.22 µS/cm	0.20 mg/L	1.64 NTU	141.7 mV	22.70 ft	200.00 ml/min
2/5/2025 9:17 AM	20:00	7.58 pH	20.60 °C	666.98 µS/cm	0.18 mg/L	2.22 NTU	56.0 mV	22.90 ft	200.00 ml/min
2/5/2025 9:22 AM	25:00	7.59 pH	20.70 °C	666.30 µS/cm	0.18 mg/L	2.34 NTU	10.9 mV	22.90 ft	200.00 ml/min
2/5/2025 9:27 AM	30:00	7.61 pH	20.75 °C	666.21 µS/cm	0.19 mg/L	4.20 NTU	-23.2 mV	22.90 ft	200.00 ml/min
2/5/2025 9:32 AM	35:00	7.62 pH	20.79 °C	662.60 µS/cm	0.20 mg/L	8.00 NTU	-46.8 mV	22.90 ft	200.00 ml/min
2/5/2025 9:37 AM	40:00	7.65 pH	20.82 °C	648.67 µS/cm	0.25 mg/L	14.10 NTU	-61.0 mV	22.90 ft	200.00 ml/min
2/5/2025 9:42 AM	45:00	7.95 pH	20.83 °C	602.03 µS/cm	0.79 mg/L	24.90 NTU	-72.7 mV	22.90 ft	200.00 ml/min
2/5/2025 9:47 AM	50:00	7.71 pH	20.79 °C	633.21 µS/cm	0.54 mg/L	18.70 NTU	-70.1 mV	22.90 ft	200.00 ml/min
2/5/2025 9:52 AM	55:00	7.72 pH	20.78 °C	617.65 µS/cm	0.57 mg/L	23.30 NTU	-73.2 mV	22.90 ft	200.00 ml/min
2/5/2025 9:57 AM	01:00:00	7.72 pH	20.79 °C	611.45 µS/cm	0.64 mg/L	22.30 NTU	-73.8 mV	22.80 ft	150.00 ml/min
2/5/2025 10:02 AM	01:05:00	7.68 pH	20.83 °C	629.03 µS/cm	0.58 mg/L	19.60 NTU	-73.0 mV	22.60 ft	150.00 ml/min

2/5/2025 10:07 AM	01:10:00	7.67 pH	20.85 °C	619.34 µS/cm	0.54 mg/L	16.40 NTU	-75.3 mV	22.30 ft	150.00 ml/min
2/5/2025 10:12 AM	01:15:00	7.68 pH	20.79 °C	614.02 µS/cm	0.61 mg/L	18.70 NTU	-74.3 mV	22.20 ft	150.00 ml/min
2/5/2025 10:17 AM	01:20:00	7.69 pH	20.79 °C	609.88 µS/cm	0.63 mg/L	17.30 NTU	-74.0 mV	22.20 ft	150.00 ml/min
2/5/2025 10:22 AM	01:25:00	7.69 pH	20.75 °C	610.39 µS/cm	0.63 mg/L	15.80 NTU	-73.3 mV	22.20 ft	150.00 ml/min
2/5/2025 10:27 AM	01:30:00	7.69 pH	20.77 °C	613.25 µS/cm	0.61 mg/L	10.30 NTU	-74.9 mV	22.20 ft	150.00 ml/min
2/5/2025 10:32 AM	01:35:00	7.68 pH	20.76 °C	614.44 µS/cm	0.58 mg/L	10.20 NTU	-76.0 mV	22.20 ft	150.00 ml/min
2/5/2025 10:37 AM	01:40:00	7.68 pH	20.78 °C	615.54 µS/cm	0.57 mg/L	7.81 NTU	-76.0 mV	22.20 ft	150.00 ml/min
2/5/2025 10:42 AM	01:45:00	7.66 pH	20.81 °C	619.73 µS/cm	0.53 mg/L	7.78 NTU	-78.2 mV	22.20 ft	150.00 ml/min
2/5/2025 10:47 AM	01:50:00	7.67 pH	20.87 °C	619.55 µS/cm	0.53 mg/L	7.00 NTU	-79.1 mV	22.20 ft	150.00 ml/min
2/5/2025 10:52 AM	01:55:00	7.66 pH	20.84 °C	622.52 µS/cm	0.51 mg/L	6.56 NTU	-80.5 mV	22.20 ft	150.00 ml/min
2/5/2025 10:57 AM	02:00:00	7.66 pH	20.92 °C	621.96 µS/cm	0.51 mg/L	4.65 NTU	-82.1 mV	22.20 ft	150.00 ml/min

Samples

Sample ID:	Description:

Low-Flow Test Report:

Test Date / Time: 2/4/2025 11:06:09 AM
Project: Plant McIntosh AP-1
Operator Name: C.Klamke

Location Name: MGWC-3 **Well Diameter: 2 in** **Casing Type: PVC** **Screen Length: 10 ft** **Top of Screen: 28.74 ft** **Total Depth: 38.74 ft** **Initial Depth to Water: 20.24 ft**	**Pump Type: Peristaltic Pump** **Tubing Type: Poly** **Tubing Inner Diameter: 0.17 in** **Pump Intake From TOC: 33 ft** **Estimated Total Volume Pumped: 7.8 liter** **Flow Cell Volume: 130 ml** **Final Flow Rate: 260 ml/min** **Final Draw Down: 0.66 ft**	**Instrument Used: Aqua TROLL 500** **Serial Number: 1183974**

Test Notes:
Sampled at 1136. Clear 69 degrees. AP1-FD-01 poured here.

Low-Flow Readings:

Date Time	Elapsed Time	pH	Temperature	Specific Conductivity	RDO Concentration	Turbidity	ORP	Depth to Water	Flow
		+/- 0.1	+/- 3	+/- 5 %	+/- 10 %	+/- 10	+/- 25	+/- 0.5	
2/4/2025 11:06 AM	00:00	7.20 pH	21.28 °C	486.99 µS/cm	0.62 mg/L	1.83 NTU	135.8 mV	20.79 ft	260.00 ml/min
2/4/2025 11:11 AM	05:00	6.98 pH	20.99 °C	496.87 µS/cm	0.20 mg/L	1.21 NTU	147.3 mV	20.85 ft	260.00 ml/min
2/4/2025 11:16 AM	10:00	6.84 pH	20.97 °C	499.16 µS/cm	0.17 mg/L	0.64 NTU	144.4 mV	20.82 ft	260.00 ml/min
2/4/2025 11:21 AM	15:00	6.97 pH	20.99 °C	499.23 µS/cm	0.15 mg/L	0.47 NTU	135.7 mV	20.89 ft	260.00 ml/min
2/4/2025 11:26 AM	20:00	6.89 pH	20.97 °C	503.27 µS/cm	0.17 mg/L	0.71 NTU	126.7 mV	20.89 ft	260.00 ml/min
2/4/2025 11:31 AM	25:00	6.80 pH	20.94 °C	503.89 µS/cm	0.18 mg/L	0.86 NTU	117.3 mV	20.90 ft	260.00 ml/min
2/4/2025 11:36 AM	30:00	6.90 pH	20.98 °C	504.64 µS/cm	0.21 mg/L	0.63 NTU	101.8 mV	20.90 ft	260.00 ml/min

Samples

Sample ID:	Description:

Created using VuSitu from In-Situ, Inc.

Low-Flow Test Report:

Test Date / Time: 2/3/2025 3:57:39 PM
Project: Plant McIntosh AP-1
Operator Name: Taylor Goble

Location Name: MGWA-5 **Well Diameter: 2 in** **Casing Type: PVC** **Screen Length: 10 ft** **Top of Screen: 53.09 ft** **Total Depth: 63.09 ft** **Initial Depth to Water: 23.98 ft**	**Pump Type: Peristaltic Pump** **Tubing Type: Poly** **Tubing Inner Diameter: 0.17 in** **Pump Intake From TOC: 58 ft** **Estimated Total Volume Pumped: 5.25 liter** **Flow Cell Volume: 130 ml** **Final Flow Rate: 150 ml/min** **Final Draw Down: 0.98 ft**	**Instrument Used: Aqua TROLL 500** **Serial Number: 1183974**

Test Notes:
Sunny 71, sample time 1632

Low-Flow Readings:

Date Time	Elapsed Time	pH	Temperature	Specific Conductivity	RDO Concentration	Turbidity	ORP	Depth to Water	Flow
		+/- 0.1	+/- 3	+/- 5 %	+/- 10 %	+/- 10	+/- 25	+/- 0.3	
2/3/2025 3:57 PM	00:00	7.78 pH	21.69 °C	237.89 µS/cm	5.31 mg/L	45.70 NTU	214.5 mV	24.63 ft	150.00 ml/min
2/3/2025 4:02 PM	05:00	7.72 pH	20.89 °C	220.94 µS/cm	0.74 mg/L	25.40 NTU	181.4 mV	24.78 ft	150.00 ml/min
2/3/2025 4:07 PM	10:00	7.67 pH	20.84 °C	219.55 µS/cm	0.62 mg/L	18.90 NTU	124.6 mV	24.78 ft	150.00 ml/min
2/3/2025 4:12 PM	15:00	7.67 pH	20.73 °C	218.50 µS/cm	0.44 mg/L	16.70 NTU	90.0 mV	24.86 ft	150.00 ml/min
2/3/2025 4:17 PM	20:00	7.63 pH	20.67 °C	217.43 µS/cm	0.37 mg/L	9.18 NTU	7.7 mV	24.94 ft	150.00 ml/min
2/3/2025 4:22 PM	25:00	7.64 pH	20.61 °C	216.77 µS/cm	0.31 mg/L	8.31 NTU	-15.0 mV	24.97 ft	150.00 ml/min
2/3/2025 4:27 PM	30:00	7.66 pH	20.66 °C	216.07 µS/cm	0.28 mg/L	5.33 NTU	-31.2 mV	24.99 ft	150.00 ml/min
2/3/2025 4:32 PM	35:00	7.67 pH	20.61 °C	215.59 µS/cm	0.28 mg/L	4.28 NTU	-48.1 mV	24.96 ft	150.00 ml/min

Samples

Sample ID:	Description:

Low-Flow Test Report:

Test Date / Time: 2/3/2025 4:01:30 PM
Project: Plant McIntosh AP-1
Operator Name: J. May

Location Name: MGWA-6 **Well Diameter: 2 in** **Casing Type: PVC** **Screen Length: 10 ft** **Top of Screen: 31.93 ft** **Total Depth: 41.93 ft** **Initial Depth to Water: 23.55 ft**	**Pump Type: Peristaltic Pump** **Tubing Type: Poly** **Pump Intake From TOC: 37 ft** **Estimated Total Volume Pumped: 3.75 liter** **Flow Cell Volume: 130 ml** **Final Flow Rate: 150 ml/min** **Final Draw Down: 3 in**	**Instrument Used: Aqua TROLL 500** **Serial Number: 1183949**

Test Notes:
Sample Time: 1626
Sunny, 70s

Low-Flow Readings:

Date Time	Elapsed Time	pH	Temperature	Specific Conductivity	RDO Concentration	Turbidity	ORP	Depth to Water	Flow
		+/- 0.1	+/- 0.5	+/- 3 %	+/- 0.3	+/- 10	+/- 10	+/- 0.3	
2/3/2025 4:01 PM	00:00	7.25 pH	21.69 °C	477.31 µS/cm	1.45 mg/L	1.65 NTU	204.6 mV	23.55 ft	150.00 ml/min
2/3/2025 4:06 PM	05:00	7.21 pH	21.39 °C	474.30 µS/cm	0.40 mg/L	1.50 NTU	196.9 mV	23.70 ft	150.00 ml/min
2/3/2025 4:11 PM	10:00	7.19 pH	21.30 °C	474.36 µS/cm	0.30 mg/L	1.47 NTU	190.9 mV	23.80 ft	150.00 ml/min
2/3/2025 4:16 PM	15:00	7.18 pH	21.29 °C	473.20 µS/cm	0.27 mg/L	1.68 NTU	169.5 mV	23.80 ft	150.00 ml/min
2/3/2025 4:21 PM	20:00	7.17 pH	21.32 °C	472.76 µS/cm	0.24 mg/L	1.18 NTU	137.5 mV	23.80 ft	150.00 ml/min
2/3/2025 4:26 PM	25:00	7.17 pH	21.35 °C	472.96 µS/cm	0.23 mg/L	1.02 NTU	92.8 mV	23.80 ft	150.00 ml/min

Samples

Sample ID:	Description:

Created using VuSitu from In-Situ, Inc.

Low-Flow Test Report:

Test Date / Time: 2/4/2025 9:20:11 AM
Project: Plant McIntosh AP-1
Operator Name: C.Klamke

Location Name: MGWA-6A **Well Diameter: 2 in** **Casing Type: PVC** **Screen Length: 10 ft** **Top of Screen: 29.67 ft** **Total Depth: 39.67 ft** **Initial Depth to Water: 22.2 ft**	**Pump Type: Peristaltic Pump** **Tubing Type: Poly** **Tubing Inner Diameter: 0.17 in** **Pump Intake From TOC: 34 ft** **Estimated Total Volume Pumped: 4.5 liter** **Flow Cell Volume: 130 ml** **Final Flow Rate: 150 ml/min** **Final Draw Down: 17 in**	**Instrument Used: Aqua TROLL 500** **Serial Number: 1183974**

Test Notes:
Clear 59, sample time 0950

Low-Flow Readings:

Date Time	Elapsed Time	pH	Temperature	Specific Conductivity	RDO Concentration	Turbidity	ORP	Depth to Water	Flow
		+/- 0.1	+/- 3	+/- 5 %	+/- 10 %	+/- 10	+/- 25	+/- 0.5	
2/4/2025 9:20 AM	00:00	7.15 pH	15.57 °C	0.07 µS/cm	10.09 mg/L	4.07 NTU	239.4 mV	22.82 ft	150.00 ml/min
2/4/2025 9:25 AM	05:00	7.42 pH	19.22 °C	459.38 µS/cm	0.68 mg/L	2.58 NTU	-80.4 mV	23.11 ft	150.00 ml/min
2/4/2025 9:30 AM	10:00	7.44 pH	19.61 °C	456.69 µS/cm	0.47 mg/L	1.96 NTU	-80.1 mV	23.32 ft	150.00 ml/min
2/4/2025 9:35 AM	15:00	7.44 pH	20.07 °C	457.41 µS/cm	0.37 mg/L	1.45 NTU	-91.7 mV	23.49 ft	150.00 ml/min
2/4/2025 9:40 AM	20:00	7.42 pH	20.14 °C	457.30 µS/cm	0.29 mg/L	1.39 NTU	-96.7 mV	23.56 ft	150.00 ml/min
2/4/2025 9:45 AM	25:00	7.43 pH	20.32 °C	457.66 µS/cm	0.25 mg/L	0.99 NTU	-101.7 mV	23.60 ft	150.00 ml/min
2/4/2025 9:50 AM	30:00	7.42 pH	20.23 °C	457.18 µS/cm	0.23 mg/L	0.78 NTU	-102.7 mV	23.62 ft	150.00 ml/min

Samples

Sample ID:	Description:

Low-Flow Test Report:

Test Date / Time: 2/4/2025 3:07:26 PM
Project: Plant McIntosh AP-1
Operator Name: J. May

Location Name: MGWC-7 **Well Diameter: 2 in** **Casing Type: PVC** **Screen Length: 10 ft** **Top of Screen: 32.29 ft** **Total Depth: 42.29 ft** **Initial Depth to Water: 23.99 ft**	**Pump Type: Peristaltic Pump** **Tubing Type: Poly** **Tubing Inner Diameter: 0.17 in** **Pump Intake From TOC: 37 ft** **Estimated Total Volume Pumped: 3.75 liter** **Flow Cell Volume: 130 ml** **Final Flow Rate: 150 ml/min** **Final Draw Down: 4.92 in**	**Instrument Used: Aqua TROLL 500** **Serial Number: 1183949**

Test Notes:
Sample Time: 1532
Sunny, 70s

Low-Flow Readings:

Date Time	Elapsed Time	pH	Temperature	Specific Conductivity	RDO Concentration	Turbidity	ORP	Depth to Water	Flow
		+/- 0.1	+/- 3	+/- 5 %	+/- 10 %	+/- 10	+/- 25	+/- 0.3	
2/4/2025 3:07 PM	00:00	7.04 pH	24.00 °C	477.66 µS/cm	2.91 mg/L	0.83 NTU	-29.6 mV	23.99 ft	150.00 ml/min
2/4/2025 3:12 PM	05:00	6.92 pH	22.80 °C	486.45 µS/cm	0.60 mg/L	1.19 NTU	-63.1 mV	24.40 ft	150.00 ml/min
2/4/2025 3:17 PM	10:00	6.72 pH	22.63 °C	489.07 µS/cm	0.33 mg/L	1.10 NTU	-66.4 mV	24.40 ft	150.00 ml/min
2/4/2025 3:22 PM	15:00	6.69 pH	22.41 °C	482.53 µS/cm	0.25 mg/L	0.51 NTU	-71.2 mV	24.40 ft	150.00 ml/min
2/4/2025 3:27 PM	20:00	6.70 pH	22.17 °C	478.81 µS/cm	0.21 mg/L	0.52 NTU	-74.5 mV	24.40 ft	150.00 ml/min
2/4/2025 3:32 PM	25:00	6.71 pH	22.10 °C	476.69 µS/cm	0.18 mg/L	0.50 NTU	-76.5 mV	24.40 ft	150.00 ml/min

Samples

Sample ID:	Description:

Low-Flow Test Report:

Test Date / Time: 2/4/2025 1:59:19 PM
Project: Plant McIntosh AP-1
Operator Name: J. May

Location Name: MGWC-8 **Well Diameter: 2 in** **Casing Type: PVC** **Screen Length: 10 ft** **Top of Screen: 42.56 ft** **Total Depth: 52.56 ft** **Initial Depth to Water: 34.57 ft**	**Pump Type: Portable Bladder Pump** **Tubing Type: Poly** **Tubing Inner Diameter: 0.17 in** **Pump Intake From TOC: 47 ft** **Estimated Total Volume Pumped: 5 liter** **Flow Cell Volume: 130 ml** **Final Flow Rate: 200 ml/min** **Final Draw Down: 3.96 in**	**Instrument Used: Aqua TROLL 500** **Serial Number: 1183949**

Test Notes:
Sample Time: 1424
Sunny, 70s

Low-Flow Readings:

Date Time	Elapsed Time	pH	Temperature	Specific Conductivity	RDO Concentration	Turbidity	ORP	Depth to Water	Flow
		+/- 0.1	+/- 3	+/- 5 %	+/- 10 %	+/- 10	+/- 25	+/- 0.3	
2/4/2025 1:59 PM	00:00	7.49 pH	23.40 °C	739.91 µS/cm	0.81 mg/L	8.50 NTU	-154.8 mV	34.57 ft	200.00 ml/min
2/4/2025 2:04 PM	05:00	7.61 pH	22.53 °C	752.47 µS/cm	0.29 mg/L	6.49 NTU	-177.9 mV	34.90 ft	200.00 ml/min
2/4/2025 2:09 PM	10:00	7.64 pH	22.40 °C	756.77 µS/cm	0.24 mg/L	3.79 NTU	-178.5 mV	34.90 ft	200.00 ml/min
2/4/2025 2:14 PM	15:00	7.63 pH	22.21 °C	755.99 µS/cm	0.22 mg/L	3.37 NTU	-185.0 mV	34.90 ft	200.00 ml/min
2/4/2025 2:19 PM	20:00	7.64 pH	22.17 °C	754.40 µS/cm	0.19 mg/L	2.24 NTU	-188.0 mV	34.90 ft	200.00 ml/min
2/4/2025 2:24 PM	25:00	7.67 pH	22.06 °C	755.63 µS/cm	0.17 mg/L	1.90 NTU	-188.5 mV	34.90 ft	200.00 ml/min

Samples

Sample ID:	Description:

Created using VuSitu from In-Situ, Inc.

Low-Flow Test Report:

Test Date / Time: 2/4/2025 8:58:37 AM
Project: Plant McIntosh AP-1
Operator Name: J. May

Location Name: MGWA-10 **Well Diameter: 2 in** **Casing Type: PVC** **Screen Length: 10 ft** **Top of Screen: 43.09 ft** **Total Depth: 53.09 ft** **Initial Depth to Water: 17.27 ft**	**Pump Type: Peristaltic Pump** **Tubing Type: Poly** **Tubing Inner Diameter: 0.17 in** **Pump Intake From TOC: 48 ft** **Estimated Total Volume Pumped: 4 liter** **Flow Cell Volume: 130 ml** **Final Flow Rate: 100 ml/min** **Final Draw Down: 42.36 in**	**Instrument Used: Aqua TROLL 500** **Serial Number: 1183949**

Test Notes:
Sample Time: 0938
Sunny, 60s

Low-Flow Readings:

Date Time	Elapsed Time	pH	Temperature	Specific Conductivity	RDO Concentration	Turbidity	ORP	Depth to Water	Flow
		+/- 0.1	+/- 3	+/- 5 %	+/- 10 %	+/- 10	+/- 25	+/- 0.3	
2/4/2025 8:58 AM	00:00	5.69 pH	18.80 °C	56.38 µS/cm	4.59 mg/L	1.03 NTU	187.6 mV	17.27 ft	100.00 ml/min
2/4/2025 9:03 AM	05:00	5.48 pH	19.63 °C	53.88 µS/cm	2.42 mg/L	0.51 NTU	207.1 mV	18.40 ft	100.00 ml/min
2/4/2025 9:08 AM	10:00	5.45 pH	20.07 °C	51.70 µS/cm	2.24 mg/L	0.56 NTU	209.9 mV	19.00 ft	100.00 ml/min
2/4/2025 9:13 AM	15:00	5.44 pH	20.29 °C	51.36 µS/cm	2.18 mg/L	0.38 NTU	211.6 mV	19.50 ft	100.00 ml/min
2/4/2025 9:18 AM	20:00	5.42 pH	20.48 °C	51.54 µS/cm	2.15 mg/L	0.55 NTU	212.5 mV	19.90 ft	100.00 ml/min
2/4/2025 9:23 AM	25:00	5.41 pH	20.56 °C	51.09 µS/cm	2.12 mg/L	0.47 NTU	214.0 mV	20.30 ft	100.00 ml/min
2/4/2025 9:28 AM	30:00	5.41 pH	20.61 °C	51.20 µS/cm	2.14 mg/L	0.42 NTU	217.3 mV	20.60 ft	100.00 ml/min
2/4/2025 9:33 AM	35:00	5.40 pH	20.69 °C	51.41 µS/cm	2.13 mg/L	0.46 NTU	221.8 mV	20.80 ft	100.00 ml/min
2/4/2025 9:38 AM	40:00	5.40 pH	20.75 °C	51.08 µS/cm	2.12 mg/L	0.51 NTU	226.0 mV	20.80 ft	100.00 ml/min

Samples

Sample ID:	Description:

Low-Flow Test Report:

Test Date / Time: 2/4/2025 10:24:23 AM
Project: Plant McIntosh AP-1
Operator Name: J. May

Location Name: MGWA-11 **Well Diameter: 2 in** **Casing Type: PVC** **Screen Length: 10 ft** **Top of Screen: 45.81 ft** **Total Depth: 55.81 ft** **Initial Depth to Water: 21.54 ft**	**Pump Type: Peristaltic Pump** **Tubing Type: Poly** **Tubing Inner Diameter: 0.17 in** **Pump Intake From TOC: 50 ft** **Estimated Total Volume Pumped: 6.25 liter** **Flow Cell Volume: 130 ml** **Final Flow Rate: 250 ml/min** **Final Draw Down: 4.32 in**	**Instrument Used: Aqua TROLL 500** **Serial Number: 1183949**

Test Notes:
Sample Time: 1049
Sunny, 60s

Low-Flow Readings:

Date Time	Elapsed Time	pH	Temperature	Specific Conductivity	RDO Concentration	Turbidity	ORP	Depth to Water	Flow
		+/- 0.1	+/- 3	+/- 5 %	+/- 10 %	+/- 10	+/- 25	+/- 0.3	
2/4/2025 10:24 AM	00:00	7.43 pH	21.40 °C	235.15 µS/cm	3.24 mg/L	0.55 NTU	152.2 mV	21.54 ft	250.00 ml/min
2/4/2025 10:29 AM	05:00	7.64 pH	21.26 °C	241.01 µS/cm	0.42 mg/L	0.71 NTU	90.2 mV	21.90 ft	250.00 ml/min
2/4/2025 10:34 AM	10:00	7.65 pH	21.31 °C	269.12 µS/cm	0.24 mg/L	0.61 NTU	-119.8 mV	21.90 ft	250.00 ml/min
2/4/2025 10:39 AM	15:00	7.60 pH	21.29 °C	300.29 µS/cm	0.20 mg/L	0.50 NTU	-119.0 mV	21.90 ft	250.00 ml/min
2/4/2025 10:44 AM	20:00	7.61 pH	21.32 °C	301.92 µS/cm	0.18 mg/L	0.47 NTU	-127.3 mV	21.90 ft	250.00 ml/min
2/4/2025 10:49 AM	25:00	7.61 pH	21.39 °C	302.86 µS/cm	0.17 mg/L	0.43 NTU	-133.6 mV	21.90 ft	250.00 ml/min

Samples

Sample ID:	Description:

Low-Flow Test Report:

Test Date / Time: 2/4/2025 1:55:46 PM
Project: Plant McIntosh AP-1
Operator Name: C.Klamke

Location Name: MGWC-12 **Well Diameter: 2 in** **Casing Type: PVC** **Screen Length: 10 ft** **Top of Screen: 42.9 ft** **Total Depth: 52.9 ft** **Initial Depth to Water: 26.78 ft**	**Pump Type: Peristaltic Pump** **Tubing Type: Poly** **Tubing Inner Diameter: 0.17 in** **Pump Intake From TOC: 47 ft** **Estimated Total Volume Pumped: 6.3 liter** **Flow Cell Volume: 130 ml** **Final Flow Rate: 180 ml/min** **Final Draw Down: 0.8 ft**	**Instrument Used: Aqua TROLL 500** **Serial Number: 1183990**

Test Notes:
Sampled at 1430. Sunny 79 degrees. AP1-FB-01 poured here

Low-Flow Readings:

Date Time	Elapsed Time	pH	Temperature	Specific Conductivity	RDO Concentration	Turbidity	ORP	Depth to Water	Flow
		+/- 0.1	+/- 3	+/- 5 %	+/- 10 %	+/- 10	+/- 25	+/- 0.5	
2/4/2025 1:55 PM	00:00	6.96 pH	27.47 °C	326.79 µS/cm	4.59 mg/L	0.70 NTU	167.4 mV	27.31 ft	180.00 ml/min
2/4/2025 2:00 PM	05:00	6.62 pH	22.37 °C	320.27 µS/cm	1.25 mg/L	0.51 NTU	178.2 mV	27.48 ft	180.00 ml/min
2/4/2025 2:05 PM	10:00	6.60 pH	22.24 °C	321.78 µS/cm	1.06 mg/L	0.79 NTU	174.5 mV	27.53 ft	180.00 ml/min
2/4/2025 2:10 PM	15:00	6.65 pH	22.12 °C	321.06 µS/cm	0.91 mg/L	0.45 NTU	170.4 mV	27.54 ft	180.00 ml/min
2/4/2025 2:15 PM	20:00	6.66 pH	22.00 °C	321.46 µS/cm	0.81 mg/L	0.34 NTU	156.7 mV	27.55 ft	180.00 ml/min
2/4/2025 2:20 PM	25:00	6.70 pH	21.84 °C	319.53 µS/cm	0.55 mg/L	0.33 NTU	103.4 mV	27.56 ft	180.00 ml/min
2/4/2025 2:25 PM	30:00	6.79 pH	21.64 °C	312.40 µS/cm	0.48 mg/L	0.32 NTU	77.3 mV	27.58 ft	180.00 ml/min
2/4/2025 2:30 PM	35:00	6.75 pH	21.63 °C	309.01 µS/cm	0.40 mg/L	0.56 NTU	52.1 mV	27.58 ft	180.00 ml/min

Samples

Sample ID:	Description:

Low-Flow Test Report:

Test Date / Time: 2/5/2025 12:11:43 PM
Project: Plant McIntosh AP-1
Operator Name: J. May

Location Name: MGWC-19 **Well Diameter: 2 in** **Casing Type: PVC** **Screen Length: 10 ft** **Top of Screen: 62.7 ft** **Total Depth: 72.7 ft** **Initial Depth to Water: 24.5 ft**	**Pump Type: Peristaltic Pump** **Tubing Type: Poly** **Tubing Inner Diameter: 0.17 in** **Pump Intake From TOC: 67 ft** **Estimated Total Volume Pumped: 5.9 liter** **Flow Cell Volume: 130 ml** **Final Flow Rate: 200 ml/min** **Final Draw Down: 1.77 ft**	**Instrument Used: Aqua TROLL 500** **Serial Number: 1183949**

Test Notes:
Sampled at 1241. Sunny 74 degrees.

Low-Flow Readings:

Date Time	Elapsed Time	pH	Temperature	Specific Conductivity	RDO Concentration	Turbidity	ORP	Depth to Water	Flow
		+/- 0.1	+/- 3	+/- 5 %	+/- 10 %	+/- 10	+/- 25	+/- 0.3	
2/5/2025 12:11 PM	00:00	7.78 pH	23.32 °C	639.02 µS/cm	2.73 mg/L	2.86 NTU	-114.9 mV	25.32 ft	200.00 ml/min
2/5/2025 12:16 PM	05:00	7.78 pH	22.93 °C	688.92 µS/cm	0.38 mg/L	2.47 NTU	-153.1 mV	25.63 ft	200.00 ml/min
2/5/2025 12:21 PM	10:00	7.77 pH	22.89 °C	687.06 µS/cm	0.30 mg/L	1.84 NTU	-158.1 mV	26.02 ft	200.00 ml/min
2/5/2025 12:26 PM	14:56	7.77 pH	23.11 °C	683.50 µS/cm	0.28 mg/L	2.08 NTU	-159.2 mV	26.16 ft	200.00 ml/min
2/5/2025 12:31 PM	19:56	7.77 pH	23.03 °C	678.99 µS/cm	0.25 mg/L	2.02 NTU	-157.9 mV	26.22 ft	200.00 ml/min
2/5/2025 12:36 PM	24:56	7.77 pH	22.93 °C	677.35 µS/cm	0.24 mg/L	2.77 NTU	-161.2 mV	26.25 ft	200.00 ml/min
2/5/2025 12:41 PM	29:56	7.75 pH	22.71 °C	676.80 µS/cm	0.23 mg/L	3.10 NTU	-157.7 mV	26.27 ft	200.00 ml/min

Samples

Sample ID:	Description:

Created using VuSitu from In-Situ, Inc.

Low-Flow Test Report:

Test Date / Time: 2/4/2025 3:45:04 PM
Project: Plant McIntosh AP-1
Operator Name: C.Klamke

Location Name: MGWC-20 **Well Diameter: 2 in** **Casing Type: PVC** **Screen Length: 10 ft** **Top of Screen: 44.77 ft** **Total Depth: 54.77 ft** **Initial Depth to Water: 24.71 ft**	**Pump Type: Peristaltic Pump** **Tubing Type: Poly** **Tubing Inner Diameter: 0.17 in** **Pump Intake From TOC: 49 ft** **Estimated Total Volume Pumped: 6 liter** **Flow Cell Volume: 90 ml** **Final Flow Rate: 200 ml/min** **Final Draw Down: 0.71 ft**	**Instrument Used: Aqua TROLL 400** **Serial Number: 965658**

Test Notes:
Sampled at 1615. Sunny 79 degrees. AP1-FB-02 poured here

Low-Flow Readings:

Date Time	Elapsed Time	pH	Temperature	Specific Conductivity	RDO Concentration	Turbidity	ORP	Depth to Water	Flow
		+/- 0.1	+/- 3	+/- 5 %	+/- 10 %	+/- 10	+/- 25	+/- 0.5	
2/4/2025 3:45 PM	00:00	6.92 pH	27.69 °C	318.54 µS/cm	1.86 mg/L	1.72 NTU	102.4 mV	25.29 ft	200.00 ml/min
2/4/2025 3:50 PM	05:00	6.71 pH	23.52 °C	343.53 µS/cm	1.07 mg/L	1.32 NTU	86.8 mV	25.39 ft	200.00 ml/min
2/4/2025 3:55 PM	10:00	6.57 pH	23.27 °C	348.71 µS/cm	0.73 mg/L	1.69 NTU	79.8 mV	25.42 ft	200.00 ml/min
2/4/2025 4:00 PM	15:00	6.48 pH	23.06 °C	350.88 µS/cm	0.55 mg/L	2.80 NTU	75.7 mV	25.42 ft	200.00 ml/min
2/4/2025 4:05 PM	20:00	6.43 pH	22.47 °C	357.89 µS/cm	0.42 mg/L	1.99 NTU	72.8 mV	25.42 ft	200.00 ml/min
2/4/2025 4:10 PM	25:00	6.41 pH	22.60 °C	359.43 µS/cm	0.34 mg/L	2.82 NTU	70.4 mV	25.42 ft	200.00 ml/min
2/4/2025 4:15 PM	30:00	6.42 pH	22.42 °C	365.69 µS/cm	0.29 mg/L	2.11 NTU	68.4 mV	25.42 ft	200.00 ml/min

Samples

Sample ID:	Description:

Created using VuSitu from In-Situ, Inc.

Field Instrumentation Calibration Form

ATLANTIC COAST CONSULTING, INC.

Site Name: McIntosh AP-1 Date: 02-03-25

Calibrated By: J. May Field Conditions: Sunny, 70s

Instrument	Manufactuer/ Model	Serial Number
Water Quality Meter	AquaTroll 500	1183949
Turbidity Meter	Hach 2100Q	24010D000462

Calibration Standard Information				
Parameter	**Standard**	**Lot #**	**Date of Expiration**	**Brand**
D.O. (%)	N/A	DI Water	—	—
pH (SU)	4.00	4611219	09/26	PINE
pH (SU)	7.00	4G10109	09/26	PINE
pH (SU)	10.00	4G61192	01/26	PINE
Specific Conductance (µS/cm)	1,413	4GH0240	08/25	PINE
ORP (mV)	240.0	4GJ1196	07/25	PINE

	Standard	**Lot #**	**Date of Expiration**	**Brand**
Turbidity (NTU)	0	DI Water	—	—
	10	A4029	5/25	PINE
	20	A3363	4/25	PINE
	100	A4002	4/25	PINE

Calibration					
Time Start: 1515		**Time Finish:** 1535			
Parameter	**Standard**	**Calibration Value**	**Calibration Solution Temperature (°C)**	**Acceptance Criteria**	**Reference**
D.O. (%)	N/A	99.73	24.43	± 10%	EPA 2023
pH (SU)	4.00	4.00	21.56	± 0.1	GWMP
pH (SU)	7.00	7.02	20.37	± 0.1	GWMP
pH (SU)	10.00	10.05	21.00	± 0.1	GWMP
Specific Conductance (µS/cm)	1,413	1413.0	20.62	± 10% of standard	NA
ORP (mV)	240.0	234.9	20.75	± 10	EPA 2023

	Standard	**Calibration Value**	**Acceptance Criteria**	**Reference**
Turbidity (NTU)	0	0.37	± 10% of standard	EPA 2023
	10	10.4		
	20	20.5		
	100	100		

Calibration Check					
Time Start		**Time Finish**			
Parameter	**Standard**	**Calibration Value**	**Calibration Solution Temperature (°C)**	**Acceptance Criteria**	**Reference**
pH (SU)	4.00			± 0.1	GWMP
pH (SU)	7.00			± 0.1	GWMP
pH (SU)	10.00			± 0.1	GWMP
Specific Conductance (µS/cm)	1,413			± 10% of standard	EPA 2023

	Standard	**Calibration Value**	**Acceptance Criteria**	**Reference**
Turbidity (NTU)	0		± 10% of standard	EPA 2023
	10			
	20			
	100			

Notes:

Field Instrumentation Calibration Form

ATLANTIC COAST CONSULTING, INC.

Site Name: Plant McIntosh AP-1 Date: 02-04-25

Calibrated By: J. May Field Conditions: Sunny, 50s

Instrument	Manufactuer/ Model	Serial Number
Water Quality Meter	AquaTroll 500	1183949
Turbidity Meter	Hach 2100Q	24010D000462

Calibration Standard Information				
Parameter	**Standard**	**Lot #**	**Date of Expiration**	**Brand**
D.O. (%)	N/A	DI Water	—	—
pH (SU)	4.00	4G11219	09/26	PINE
pH (SU)	7.00	4G10109	09/26	PINE
pH (SU)	10.00	4G61192	01/26	PINE
Specific Conductance (µS/cm)	1,413	4GH0240	08/25	PINE
ORP (mV)	240.0	4GJ1196	07/25	PINE

	Standard	**Lot #**	**Date of Expiration**	**Brand**
Turbidity (NTU)	0	DI Water	—	—
	10	A4029	05/25	Hach
	20	A33603	04/25	Hach
	100	A4002	04/25	Hach

Calibration					
Time Start: 0805		**Time Finish:** 0825			
Parameter	**Standard**	**Calibration Value**	**Calibration Solution Temperature (°C)**	**Acceptance Criteria**	**Reference**
D.O. (%)	N/A	99.97	12.96	± 10%	EPA 2023
pH (SU)	4.00	4.00	13.22	± 0.1	GWMP
pH (SU)	7.00	7.04	13.42	± 0.1	GWMP
pH (SU)	10.00	10.11	13.18	± 0.1	GWMP
Specific Conductance (µS/cm)	1,413	1411.6	13.43	± 10% of standard	NA
ORP (mV)	240.0	244.5	13.40	± 10	EPA 2023

	Standard	**Calibration Value**	**Acceptance Criteria**	**Reference**
Turbidity (NTU)	0	0.43	± 10% of standard	EPA 2023
	10	10.5		
	20	20.2		
	100	101		

Calibration Check					
Time Start 1330		**Time Finish** 1340			
Parameter	**Standard**	**Calibration Value**	**Calibration Solution Temperature (°C)**	**Acceptance Criteria**	**Reference**
pH (SU)	4.00	4.00	24.54	± 0.1	GWMP
pH (SU)	7.00	7.00	23.35	± 0.1	GWMP
pH (SU)	10.00	10.00	23.92	± 0.1	GWMP
Specific Conductance (µS/cm)	1,413	1413.0	23.50	± 10% of standard	EPA 2023

	Standard	**Calibration Value**	**Acceptance Criteria**	**Reference**
Turbidity (NTU)	0	0.42	± 10% of standard	EPA 2023
	10	10.1		
	20	21.0		
	100	99.8		

Notes:

Field Instrumentation Calibration Form

ATLANTIC COAST CONSULTING, INC.

Site Name: Plant McIntosh AP-1 Date: 07-05-25

Calibrated By: J. May Field Conditions: Sunny, 50s

Instrument	Manufactuer/ Model	Serial Number
Water Quality Meter	AquaTroll 500	11839449
Turbidity Meter	Hach 2100Q	24010D000462

Calibration Standard Information				
Parameter	**Standard**	**Lot #**	**Date of Expiration**	**Brand**
D.O. (%)	N/A	DI Water	—	—
pH (SU)	4.00	4G1219	09/26	PINE
pH (SU)	7.00	4G1D109	09/26	PINE
pH (SU)	10.00	4G61192	01/26	PINE
Specific Conductance (µS/cm)	1,413	4GH0240	08/25	PINE
ORP (mV)	240.0	4GJ1196	07/25	PINE

	Standard	**Lot #**	**Date of Expiration**	**Brand**
Turbidity (NTU)	0	DI Water	—	—
	10	A4029	05/25	Hach
	20	A33603	04/25	Hach
	100	A4002	04/25	Hach

Calibration					
Time Start: 0810		**Time Finish:** 0815			
Parameter	**Standard**	**Calibration Value**	**Calibration Solution Temperature (°C)**	**Acceptance Criteria**	**Reference**
D.O. (%)	N/A	99.98	14.94	± 10%	EPA 2023
pH (SU)	4.00	4.00	15.24	± 0.1	GWMP
pH (SU)	7.00	7.04	15.10	± 0.1	GWMP
pH (SU)	10.00	10.11	15.01	± 0.1	GWMP
Specific Conductance (µS/cm)	1,413	1413.0	15.30	± 10% of standard	NA
ORP (mV)	240.0	241.25	15.27	± 10	EPA 2023

	Standard	**Calibration Value**	**Acceptance Criteria**	**Reference**
Turbidity (NTU)	0	0.13	± 10% of standard	EPA 2023
	10	10.0		
	20	20.6		
	100	102		

Calibration Check					
Time Start 1305		**Time Finish** 1315			
Parameter	**Standard**	**Calibration Value**	**Calibration Solution Temperature (°C)**	**Acceptance Criteria**	**Reference**
pH (SU)	4.00	4.01	20.68	± 0.1	GWMP
pH (SU)	7.00	7.00	21.70	± 0.1	GWMP
pH (SU)	10.00	10.03	21.45	± 0.1	GWMP
Specific Conductance (µS/cm)	1,413	1413.0	20.99	± 10% of standard	EPA 2023

	Standard	**Calibration Value**	**Acceptance Criteria**	**Reference**
Turbidity (NTU)	0	0.20	± 10% of standard	EPA 2023
	10	10.1		
	20	19.9		
	100	99.8		

Notes:

Field Instrumentation Calibration Form

ATLANTIC COAST CONSULTING, INC.

Site Name: McIntosh AP-1 Date: 2-3-25

Calibrated By: T. Goble / C. Klamke Field Conditions: Sunny 72°F

Instrument	Manufactuer/ Model	Serial Number
Water Quality Meter	AquaTroll 500	1183974
Turbidity Meter	HACH 2100Q	24010D002126

Calibration Standard Information

Parameter	Standard	Lot #	Date of Expiration	Brand
D.O. (%)	N/A	DI H_2O	N/A	N/A
pH (SU)	4.00	4GE0127	5/26	PINE
pH (SU)	7.00	4GD1667	4/26	PINE
pH (SU)	10.00	3GG0538	7/25	PINE
Specific Conductance (µS/cm)	1,413	4GE0677	5/25	PINE
ORP (mV)	240.0	4GE1370	2/25	PINE

	Standard	Lot #	Date of Expiration	Brand
Turbidity (NTU)	0	DI H_2O	N/A	N/A
	10	A4029	5/25	HACH
	20	A3363	4/25	HACH
	100	A4002	4/25	HACH

Calibration

Time Start: 1500 Time Finish: 1520

Parameter	Standard	Calibration Value	Calibration Solution Temperature (°C)	Acceptance Criteria	Reference
D.O. (%)	N/A	103.18	24.37	± 10%	EPA 2023
pH (SU)	4.00	4.00	23.87	± 0.1	GWMP
pH (SU)	7.00	7.00	23.89	± 0.1	GWMP
pH (SU)	10.00	10.00	24.09	± 0.1	GWMP
Specific Conductance (µS/cm)	1,413	1341	24.25	± 10% of standard	NA
ORP (mV)	240.0	235.3	24.46	± 10	EPA 2023

	Standard	Calibration Value	Acceptance Criteria	Reference
Turbidity (NTU)	0	0.38	± 10% of standard	EPA 2023
	10	10.5		
	20	19.5		
	100	98.2		

Calibration Check

Time Start Time Finish

Parameter	Standard	Calibration Value	Calibration Solution Temperature (°C)	Acceptance Criteria	Reference
pH (SU)	4.00			± 0.1	GWMP
pH (SU)	7.00			± 0.1	GWMP
pH (SU)	10.00			± 0.1	GWMP
Specific Conductance (µS/cm)	1,413			± 10% of standard	EPA 2023

	Standard	Calibration Value	Acceptance Criteria	Reference
Turbidity (NTU)	0		± 10% of standard	EPA 2023
	10			
	20			
	100			

Only one well sampled, therefore no calibration check needed.

Field Instrumentation Calibration Form

ATLANTIC COAST CONSULTING, INC.

Site Name: Plant McIntosh AP-1 Date: 2-4-25

Calibrated By: T. Gable / C. Klamke Field Conditions: Foggy 54°F

Instrument	Manufactuer/ Model	Serial Number
Water Quality Meter	AquaTroll 500	1183974
Turbidity Meter	HACH 2100Q	24010C000426

Calibration Standard Information				
Parameter	Standard	Lot #	Date of Expiration	Brand
D.O. (%)	N/A	DI H_2O	N/A	N/A
pH (SU)	4.00	4GE0127	5/26	PINE
pH (SU)	7.00	4GD1667	4/26	PINE
pH (SU)	10.00	3GG0538	7/25	PINE
Specific Conductance (µS/cm)	1,413	4GF0677	5/25	PINE
ORP (mV)	240.0	4GE1370	2/25	PINE

	Standard	Lot #	Date of Expiration	Brand
Turbidity (NTU)	0	DI H_2O	N/A	N/A
	10	A4029	5/25	HACH
	20	A3363	4/25	HACH
	100	A4002	4/25	HACH

Calibration					
Time Start: 0820		Time Finish: 0840			
Parameter	Standard	Calibration Value	Calibration Solution Temperature (°C)	Acceptance Criteria	Reference
D.O. (%)	N/A	99.53	12.80	± 10%	EPA 2023
pH (SU)	4.00	4.02	12.94	± 0.1	GWMP
pH (SU)	7.00	7.01	13.30	± 0.1	GWMP
pH (SU)	10.00	10.11	13.25	± 0.1	GWMP
Specific Conductance (µS/cm)	1,413	1388	12.36	± 10% of standard	NA
ORP (mV)	240.0	245.3	12.53	± 10	EPA 2023

	Standard	Calibration Value	Acceptance Criteria	Reference
Turbidity (NTU)	0	0.33	± 10% of standard	EPA 2023
	10	10.9		
	20	21.8		
	100	103		

Calibration Check					
Time Start		Time Finish			
Parameter	Standard	Calibration Value	Calibration Solution Temperature (°C)	Acceptance Criteria	Reference
pH (SU)	4.00			± 0.1	GWMP
pH (SU)	7.00			± 0.1	GWMP
pH (SU)	10.00			± 0.1	GWMP
Specific Conductance (µS/cm)	1,413			± 10% of standard	EPA 2023

	Standard	Calibration Value	Acceptance Criteria	Reference
Turbidity (NTU)	0		± 10% of standard	EPA 2023
	10			
	20			
	100			

*Switched to AquaTroll ~~574751~~ 1183990 at midday, no midday cal

Field Instrumentation Calibration Form

ATLANTIC COAST CONSULTING, INC.

Site Name: Plant McIntosh AP-1 Date: 2-4-25

Calibrated By: T. Goble Field Conditions: Sunny 79°F

Instrument	Manufactuer/ Model	Serial Number
Water Quality Meter	AquaTroll 400	965658
Turbidity Meter	HACH 2100Q	24010D000426

Calibration Standard Information				
Parameter	**Standard**	**Lot #**	**Date of Expiration**	**Brand**
D.O. (%)	N/A	DI H_2O	N/A	N/A
pH (SU)	4.00	4GE0127	5/26	PINE
pH (SU)	7.00	4GC0526	3/26	PINE
pH (SU)	10.00	4GD0774	4/26	PINE
Specific Conductance (µS/cm)	1,413	4GE0677	5/25	PINE
ORP (mV)	240.0	4GG0439	4/25	PINE

	Standard	Lot #	Date of Expiration	Brand
Turbidity (NTU)	0	DI H_2O	N/A	N/A
	10	A4029	5/25	HACH
	20	A3363	4/25	HACH
	100	A4002	4/25	HACH

Calibration					
Time Start: 1520		**Time Finish:** 1540			
Parameter	**Standard**	**Calibration Value**	**Calibration Solution Temperature (°C)**	**Acceptance Criteria**	**Reference**
D.O. (%)	N/A	~~DI~~ 107.8	28.43	± 10%	EPA 2023
pH (SU)	4.00	4.00	28.99	± 0.1	GWMP
pH (SU)	7.00	7.00	27.10	± 0.1	GWMP
pH (SU)	10.00	10.00	25.00	± 0.1	GWMP
Specific Conductance (µS/cm)	1,413	1489	25.14	± 10% of standard	NA
ORP (mV)	240.0	240	29.12	± 10	EPA 2023

	Standard	Calibration Value	Acceptance Criteria	Reference
Turbidity (NTU)	0	0.31	± 10% of standard	EPA 2023
	10	10.7		
	20	21.6		
	100	102		

Calibration Check					
Time Start		**Time Finish**			
Parameter	**Standard**	**Calibration Value**	**Calibration Solution Temperature (°C)**	**Acceptance Criteria**	**Reference**
pH (SU)	4.00			± 0.1	GWMP
pH (SU)	7.00			± 0.1	GWMP
pH (SU)	10.00			± 0.1	GWMP
Specific Conductance (µS/cm)	1,413			± 10% of standard	EPA 2023

	Standard	Calibration Value	Acceptance Criteria	Reference
Turbidity (NTU)	0		± 10% of standard	EPA 2023
	10			
	20			
	100			

Calibrated 1520, no midday cal

Field Instrumentation Calibration Form

ATLANTIC COAST CONSULTING, INC.

Site Name: Plant McIntosh AP-1 Date: 2/4/25

Calibrated By: C. Klampe Field Conditions: Sunny 78°F

Instrument	Manufactuer/ Model	Serial Number
Water Quality Meter	~~Solinst/10PT~~	~~574751~~ 1183990 Aquatroll 500
Turbidity Meter	Hach / 2100Q	24010D000426

Calibration Standard Information				
Parameter	**Standard**	**Lot #**	**Date of Expiration**	**Brand**
D.O. (%)	N/A	$DI H_2O$	N/A	N/A
pH (SU)	4.00	4GG1238	7/26	Pine
pH (SU)	7.00	4GC0526	3/26	Pine
pH (SU)	10.00	3GG0538	7/25	Pine
Specific Conductance (µS/cm)	1,413	4GE0258	5/25	Pine
ORP (mV)	240.0	4GG0438	4/25	Pine

	Standard	**Lot #**	**Date of Expiration**	**Brand**
Turbidity (NTU)	0	$DI H_2O$	N/A	N/A
	10	A4029	5/25	Hach
	20	A3363	4/25	Hach
	100	A4002	4/25	Hach

Calibration					
Time Start: 1310		**Time Finish:** 1330			
Parameter	**Standard**	**Calibration Value**	**Calibration Solution Temperature (°C)**	**Acceptance Criteria**	**Reference**
D.O. (%)	N/A	100.29	27.98	± 10%	EPA 2023
pH (SU)	4.00	4.00	24.16	± 0.1	GWMP
pH (SU)	7.00	7.00	24.29	± 0.1	GWMP
pH (SU)	10.00	10.00	24.13	± 0.1	GWMP
Specific Conductance (µS/cm)	1,413	1413	23.32	± 10% of standard	NA
ORP (mV)	240.0	245.1	23.95	± 10	EPA 2023

	Standard	**Calibration Value**	**Acceptance Criteria**	**Reference**
Turbidity (NTU)	0	0.50	± 10% of standard	EPA 2023
	10	10.7		
	20	20.5		
	100	98.7		

Calibration Check					
Time Start		**Time Finish**			
Parameter	**Standard**	**Calibration Value**	**Calibration Solution Temperature (°C)**	**Acceptance Criteria**	**Reference**
pH (SU)	4.00			± 0.1	GWMP
pH (SU)	7.00			± 0.1	GWMP
pH (SU)	10.00			± 0.1	GWMP
Specific Conductance (µS/cm)	1,413			± 10% of standard	EPA 2023

	Standard	**Calibration Value**	**Acceptance Criteria**	**Reference**
Turbidity (NTU)	0		± 10% of standard	EPA 2023
	10			
	20			
	100			

Calibrated at 1330 (switched meters), no midday cal

Well Inspection

Site Name: Plant Mcintosh AP1

Date: 2/3/2025

Permit Number: 051-011D(CCR)

Field Conditions: 72 °F

Well ID:	Location/Identification			
	Visible and accessible	Properly identified with correct well ID	Located in high traffic area; does the well require protection from traffic	Acceptable drainage around well (no standing water, not located in obvious drainage flow path)
MGWC-1	Yes	Yes	No	Yes
MGWC-2	Yes	Yes	No	Yes
MGWC-3	Yes	Yes	No	Yes
MGWC-4	Yes	Yes	No	Yes
MGWA-5	Yes	Yes	No	Yes
MGWA-6	Yes	Yes	No	Yes
MGWA-6A	Yes	Yes	No	Yes
MGWC-7	Yes	Yes	No	Yes
MGWC-8	Yes	Yes	No	Yes
MGWA-9	Yes	Yes	No	Yes
MGWA-10	Yes	Yes	No	Yes
MGWA-11	Yes	Yes	No	Yes
MGWC-12	Yes	Yes	No	Yes
PZ-13	Yes	Yes	No	Yes
PZ-14	Yes	Yes	No	Yes
PZ-15	Yes	Yes	No	Yes
PZ-16	Yes	Yes	No	Yes
PZ-17	Yes	Yes	No	Yes
PZ-18	Yes	Yes	No	Yes
MGWC-19	Yes	Yes	No	Yes
MGWC-20	Yes	Yes	No	Yes
MGWC-21	Yes	Yes	No	Yes
MGWC-22	Yes	Yes	No	Yes
MGWC-23	Yes	Yes	No	Yes
MGWA-24	Yes	Yes	No	Yes

Well Inspection

Site Name: Plant Mcintosh AP1 Date: 2/3/2025

Permit Number: 051-011D(CCR) Field Conditions: 72 °F

Well ID:	Protective Casing				
	Free from apparent damage and able to be secured	No degradation or deterioration	Functioning weep hole	Annular space clear of debris and water, or filled with pea gravel/sand	Locked and is the lock in good condition
MGWC-1	Yes	Yes	Yes	Yes	Yes
MGWC-2	Yes	Yes	Yes	Yes	Yes
MGWC-3	Yes	Yes	Yes	Yes	Yes
MGWC-4	Yes	Yes	Yes	Yes	Yes
MGWA-5	Yes	Yes	Yes	Yes	Yes
MGWA-6	Yes	Yes	Yes	Yes	Yes
MGWA-6A	Yes	Yes	Yes	Yes	Yes
MGWC-7	Yes	Yes	Yes	Yes	Yes
MGWC-8	Yes	Yes	Yes	Yes	Yes
MGWA-9	Yes	Yes	Yes	Yes	Yes
MGWA-10	Yes	Yes	Yes	Yes	Yes
MGWA-11	Yes	Yes	Yes	Yes	Yes
MGWC-12	Yes	Yes	Yes	Yes	Yes
PZ-13	Yes	Yes	Yes	Yes	Yes
PZ-14	Yes	Yes	Yes	Yes	Yes
PZ-15	Yes	Yes	Yes	Yes	Yes
PZ-16	Yes	Yes	Yes	Yes	Yes
PZ-17	Yes	Yes	Yes	Yes	Yes
PZ-18	Yes	Yes	Yes	Yes	Yes
MGWC-19	Yes	Yes	Yes	Yes	Yes
MGWC-20	Yes	Yes	Yes	Yes	Yes
MGWC-21	Yes	Yes	Yes	Yes	Yes
MGWC-22	Yes	Yes	Yes	Yes	Yes
MGWC-23	Yes	Yes	Yes	Yes	Yes
MGWA-24	Yes	Yes	Yes	Yes	Yes

Well Inspection

Site Name: Plant Mcintosh AP1 Date: 2/3/2025

Permit Number: 051-011D(CCR) Field Conditions: 72 °F

Well ID:	Surface Pad			Internal Casing		
	Good condition (not cracked/ broken)	Sloped away from the protective casing	In complete contact with the ground surface and stable	Cap prevents entry of foreign material into the well	Free of kinks/bends, or any obstructions from foreign objects (such as bailers)	Properly vented for equilibration of air pressure
MGWC-1	Yes	Yes	Yes	Yes	Yes	Yes
MGWC-2	Yes	Yes	Yes	Yes	Yes	Yes
MGWC-3	Yes	Yes	Yes	Yes	Yes	Yes
MGWC-4	Yes	Yes	Yes	Yes	Yes	Yes
MGWA-5	Yes	Yes	Yes	Yes	Yes	Yes
MGWA-6	Yes	Yes	Yes	Yes	Yes	Yes
MGWA-6A	Yes	Yes	Yes	Yes	Yes	Yes
MGWC-7	Yes	Yes	Yes	Yes	Yes	Yes
MGWC-8	Yes	Yes	Yes	Yes	Yes	Yes
MGWA-9	Yes	Yes	Yes	Yes	Yes	Yes
MGWA-10	Yes	Yes	Yes	Yes	Yes	Yes
MGWA-11	Yes	Yes	Yes	Yes	Yes	Yes
MGWC-12	Yes	Yes	Yes	Yes	Yes	Yes
PZ-13	Yes	Yes	Yes	Yes	Yes	Yes
PZ-14	Yes	Yes	Yes	Yes	Yes	Yes
PZ-15	Yes	Yes	Yes	Yes	Yes	Yes
PZ-16	Yes	Yes	Yes	Yes	Yes	Yes
PZ-17	Yes	Yes	Yes	Yes	Yes	Yes
PZ-18	Yes	Yes	Yes	Yes	Yes	Yes
MGWC-19	Yes	Yes	Yes	Yes	Yes	Yes
MGWC-20	Yes	Yes	Yes	Yes	Yes	Yes
MGWC-21	Yes	Yes	Yes	Yes	Yes	Yes
MGWC-22	Yes	Yes	Yes	Yes	Yes	Yes
MGWC-23	Yes	Yes	Yes	Yes	Yes	Yes
MGWA-24	Yes	Yes	Yes	Yes	Yes	Yes

Well Inspection

Site Name: Plant Mcintosh AP1

Date: 2/3/2025

Permit Number: 051-011D(CCR)

Field Conditions: 72 °F

Well ID:	Corrective actions as needed, by date:
MGWC-1	
MGWC-2	
MGWC-3	
MGWC-4	
MGWA-5	
MGWA-6	
MGWA-6A	
MGWC-7	
MGWC-8	
MGWA-9	
MGWA-10	
MGWA-11	
MGWC-12	
PZ-13	
PZ-14	
PZ-15	
PZ-16	
PZ-17	
PZ-18	
MGWC-19	
MGWC-20	
MGWC-21	
MGWC-22	
MGWC-23	
MGWA-24	

APPENDIX A

Laboratory Analytical and Field Sampling Reports
August 2025 Monitoring Event

eurofins | Environment Testing

ANALYTICAL REPORT

PREPARED FOR

Attn: Kevin Stephenson
Southern Company
241 Ralph McGill Blvd SE
B10185
Atlanta, Georgia 30308

Generated 8/25/2025 12:03:23 PM

JOB DESCRIPTION

Plant McIntosh - Ash Pond 1

JOB NUMBER

680-266181-1

Eurofins Savannah
5102 LaRoche Avenue
Savannah GA 31404

See page two for job notes and contact information.

my EOL

Job Notes

This report may not be reproduced except in full, and with written approval from the laboratory. The results relate only to the samples tested. For questions please contact the Project Manager at the e-mail address or telephone number listed on this page.

The test results in this report relate only to the samples as received by the laboratory and will meet all requirements of the methodology, with any exceptions noted. This report shall not be reproduced except in full, without the express written approval of the laboratory. All questions should be directed to the Eurofins Environment Testing Southeast, LLC Project Manager.

Authorization



Generated
8/25/2025 12:03:23 PM

Authorized for release by
David Fuller, Project Manager
David.Fuller@et.eurofinsus.com
(770)344-8986

Qualifiers

HPLC/IC

Qualifier	Qualifier Description
F1	MS and/or MSD recovery exceeds control limits.
J	Result is less than the RL but greater than or equal to the MDL and the concentration is an approximate value.

Metals

Qualifier	Qualifier Description
*+	LCS and/or LCSD is outside acceptance limits, high biased.
^6+	Interference Check Standard (ICSA and/or ICSAB) is outside acceptance limits, high biased.
4	MS, MSD: The analyte present in the original sample is greater than 4 times the matrix spike concentration; therefore, control limits are not applicable.
F1	MS and/or MSD recovery exceeds control limits.
J	Result is less than the RL but greater than or equal to the MDL and the concentration is an approximate value.

Glossary

Abbreviation	These commonly used abbreviations may or may not be present in this report.
☼	Listed under the "D" column to designate that the result is reported on a dry weight basis
%R	Percent Recovery
CFL	Contains Free Liquid
CFU	Colony Forming Unit
CNF	Contains No Free Liquid
DER	Duplicate Error Ratio (normalized absolute difference)
Dil Fac	Dilution Factor
DL	Detection Limit (DoD/DOE)
DL, RA, RE, IN	Indicates a Dilution, Re-analysis, Re-extraction, or additional Initial metals/anion analysis of the sample
DLC	Decision Level Concentration (Radiochemistry)
EDL	Estimated Detection Limit (Dioxin)
LOD	Limit of Detection (DoD/DOE)
LOQ	Limit of Quantitation (DoD/DOE)
MCL	EPA recommended "Maximum Contaminant Level"
MDA	Minimum Detectable Activity (Radiochemistry)
MDC	Minimum Detectable Concentration (Radiochemistry)
MDL	Method Detection Limit
ML	Minimum Level (Dioxin)
MPN	Most Probable Number
MQL	Method Quantitation Limit
NC	Not Calculated
ND	Not Detected at the reporting limit (or MDL or EDL if shown)
NEG	Negative / Absent
POS	Positive / Present
PQL	Practical Quantitation Limit
PRES	Presumptive
QC	Quality Control
RER	Relative Error Ratio (Radiochemistry)
RL	Reporting Limit or Requested Limit (Radiochemistry)
RPD	Relative Percent Difference, a measure of the relative difference between two points
TEF	Toxicity Equivalent Factor (Dioxin)
TEQ	Toxicity Equivalent Quotient (Dioxin)
TNTC	Too Numerous To Count

Sample Summary

Client: Southern Company
Job ID: 680-266181-1
Project/Site: Plant McIntosh - Ash Pond 1

Lab Sample ID	Client Sample ID	Matrix	Collected	Received	Sample Origin
680-266181-1	MCI-MGWA-10	Water	08/05/25 09:48	08/06/25 08:14	Georgia
680-266181-2	MCI-MGWA-5	Water	08/05/25 10:10	08/06/25 08:14	Georgia
680-266181-3	MCI-MGWA-11	Water	08/05/25 11:35	08/06/25 08:14	Georgia
680-266181-4	MCI-MGWA-6A	Water	08/05/25 11:55	08/06/25 08:14	Georgia
680-266181-5	MCI-MGWC-19	Water	08/05/25 13:41	08/06/25 08:14	Georgia
680-266181-6	MCI-MGWA-6	Water	08/05/25 13:20	08/06/25 08:14	Georgia
680-266181-7	MCI-MGWC-1	Water	08/05/25 16:29	08/06/25 08:14	Georgia
680-266181-8	MCI-AP1-FB-01	Water	08/05/25 16:15	08/06/25 08:14	Georgia
680-266181-9	MCI-AP1-FD-01	Water	08/05/25 00:00	08/06/25 08:14	Georgia
680-266181-10	MCI-MGWC-20	Water	08/05/25 15:30	08/06/25 08:14	Georgia
680-266200-1	MCI-MGWC-8	Water	08/06/25 10:11	08/07/25 08:35	Georgia
680-266200-2	MCI-AP1-EB-03	Water	08/06/25 09:20	08/07/25 08:35	Georgia
680-266200-3	MCI-MGWC-3	Water	08/06/25 11:40	08/07/25 08:35	Georgia
680-266200-4	MCI-MGWC-12	Water	08/06/25 13:11	08/07/25 08:35	Georgia
680-266200-5	MCI-AP1-FB-02	Water	08/06/25 12:30	08/07/25 08:35	Georgia
680-266200-6	MCI-MGWC-2	Water	08/06/25 13:55	08/07/25 08:35	Georgia
680-266200-7	MCI-MGWC-7	Water	08/06/25 14:20	08/07/25 08:35	Georgia
680-266200-8	MCI-AP1-FD-02	Water	08/06/25 00:00	08/07/25 08:35	Georgia
680-266200-9	MCI-AP1-EB-04	Water	08/06/25 14:45	08/07/25 08:35	Georgia

Job ID: 680-266181-1 — Eurofins Savannah

Job Narrative
680-266181-1

The analytical test results presented in this report meet all requirements of the associated regulatory program listed on the Accreditation/Certification Summary Page, unless otherwise noted. Data qualifiers and/or narrative comments are included to explain any exceptions, if applicable. Regulated compliance samples (e.g. SDWA, NPDES) must comply with associated agency requirements/permits.

- Matrix-specific batch QC (e.g., MS, MSD, SD) may not be reported when insufficient sample volume is available or when site-specific QC samples are not submitted. In such cases, a Laboratory Control Sample Duplicate (LCSD) may be analyzed to provide precision data for the batch.
- For samples analyzed using surrogate and/or isotope dilution analytes, any recoveries falling outside of established acceptance criteria are re-prepared and/or re-analyzed to confirm results, unless the deviation is due to sample dilution or otherwise explained in the case narrative.

Receipt
The samples were received on 8/6/2025 8:14 AM and 8/7/2025 8:35 AM. Unless otherwise noted below, the samples arrived in good condition, and, where required, properly preserved and on ice. The temperatures of the 4 coolers at receipt time were 1.2°C, 1.4°C, 2.7°C and 3.2°C.

HPLC/IC
No additional analytical or quality issues were noted, other than those described above or in the Definitions/ Glossary page.

Metals
Method 6010D: The laboratory control sample (LCS) for preparation batch 705-75763 and analytical batch 705-76566 recovered outside control limits for the following analytes: Lithium. These analytes were biased high in the LCS and were not detected in the associated samples; therefore, the data have been reported.

Method 6010D: The matrix spike and/or matrix spike duplicate (MS/MSD) for the following sample associated with preparation batch 705-75763 and analytical batch 705-76566 recovered outside acceptance limits (high biased) for Lithium, MCI-MGWA-10 (680-266181-1), MCI-MGWA-5 (680-266181-2), MCI-MGWA-11 (680-266181-3), MCI-MGWA-6A (680-266181-4), MCI-MGWC-19 (680-266181-5), MCI-MGWA-6 (680-266181-6), MCI-MGWC-1 (680-266181-7), MCI-AP1-FB-01 (680-266181-8), MCI-AP1-FD-01 (680-266181-9), MCI-MGWC-20 (680-266181-10), (680-266181-D-1-B MS), (680-266181-D-1-C MSD) and (680-266181-D-1-A PDS). A post digestion spike (PDS) was performed with acceptable recoveries obtained. The results have been reported.

No additional analytical or quality issues were noted, other than those described above or in the Definitions/ Glossary page.

General Chemistry
No additional analytical or quality issues were noted, other than those described above or in the Definitions/ Glossary page.

Client Sample ID: MCI-MGWA-10

Lab Sample ID: 680-266181-1

Date Collected: 08/05/25 09:48

Matrix: Water

Date Received: 08/06/25 08:14

Method: EPA 300.0 - Anions, Ion Chromatography

Analyte	Result	Qualifier	RL	MDL	Unit	D	Prepared	Analyzed	Dil Fac
Chloride	**6.9**		1.0	0.98	mg/L			08/15/25 02:57	1
Fluoride	**0.14**	**J**	0.20	0.081	mg/L			08/15/25 02:57	1
Sulfate	<0.77		1.0	0.77	mg/L			08/15/25 02:57	1

Method: SW846 6010D - Metals (ICP)

Analyte	Result	Qualifier	RL	MDL	Unit	D	Prepared	Analyzed	Dil Fac
Boron	<0.026		0.080	0.026	mg/L		08/19/25 07:50	08/19/25 12:54	1
Calcium	**6.4**		0.10	0.038	mg/L		08/19/25 07:50	08/19/25 12:54	1
Lithium	**0.0094**	**J F1 *+**	0.020	0.0037	mg/L		08/19/25 07:50	08/21/25 11:48	1

Method: SW846 6020B - Metals (ICP/MS) - Total Recoverable

Analyte	Result	Qualifier	RL	MDL	Unit	D	Prepared	Analyzed	Dil Fac
Antimony	<0.0025		0.0050	0.0025	mg/L		08/19/25 10:28	08/19/25 23:51	1
Arsenic	<0.0013		0.0050	0.0013	mg/L		08/19/25 10:28	08/19/25 23:51	1
Barium	**0.022**		0.010	0.00041	mg/L		08/19/25 10:28	08/19/25 23:51	1
Beryllium	<0.00015		0.0010	0.00015	mg/L		08/19/25 10:28	08/19/25 23:51	1
Cadmium	<0.00024		0.00070	0.00024	mg/L		08/19/25 10:28	08/19/25 23:51	1
Chromium	**0.0043**	**J**	0.0050	0.0037	mg/L		08/19/25 10:28	08/19/25 23:51	1
Cobalt	<0.00041		0.0050	0.00041	mg/L		08/19/25 10:28	08/19/25 23:51	1
Lead	<0.00086		0.0010	0.00086	mg/L		08/19/25 10:28	08/19/25 23:51	1
Molybdenum	<0.00069		0.0050	0.00069	mg/L		08/19/25 10:28	08/19/25 23:51	1
Selenium	<0.0023		0.0050	0.0023	mg/L		08/19/25 10:28	08/19/25 23:51	1
Thallium	<0.00019	^6+	0.0010	0.00019	mg/L		08/19/25 10:28	08/19/25 23:51	1

Method: SW846 7470A - Mercury (CVAA)

Analyte	Result	Qualifier	RL	MDL	Unit	D	Prepared	Analyzed	Dil Fac
Mercury	<0.00017		0.00020	0.00017	mg/L		08/20/25 09:21	08/20/25 17:02	1

General Chemistry

Analyte	Result	Qualifier	RL	MDL	Unit	D	Prepared	Analyzed	Dil Fac
Total Dissolved Solids (SM 2540C - 2015)	**58**		10	10	mg/L			08/11/25 15:45	1

Client Sample ID: MCI-MGWA-5

Lab Sample ID: 680-266181-2

Date Collected: 08/05/25 10:10

Matrix: Water

Date Received: 08/06/25 08:14

Method: EPA 300.0 - Anions, Ion Chromatography

Analyte	Result	Qualifier	RL	MDL	Unit	D	Prepared	Analyzed	Dil Fac
Chloride	<0.98		1.0	0.98	mg/L			08/15/25 03:08	1
Fluoride	**0.13**	**J**	0.20	0.081	mg/L			08/15/25 03:08	1
Sulfate	<0.77		1.0	0.77	mg/L			08/15/25 03:08	1

Method: SW846 6010D - Metals (ICP)

Analyte	Result	Qualifier	RL	MDL	Unit	D	Prepared	Analyzed	Dil Fac
Boron	<0.026		0.080	0.026	mg/L		08/19/25 07:50	08/19/25 13:08	1
Calcium	**25**		0.10	0.038	mg/L		08/19/25 07:50	08/19/25 13:08	1
Lithium	**0.012**	**J *+**	0.020	0.0037	mg/L		08/19/25 07:50	08/21/25 12:07	1

Method: SW846 6020B - Metals (ICP/MS) - Total Recoverable

Analyte	Result	Qualifier	RL	MDL	Unit	D	Prepared	Analyzed	Dil Fac
Antimony	<0.0025		0.0050	0.0025	mg/L		08/19/25 10:28	08/19/25 23:54	1

Client Sample ID: MCI-MGWA-5

Lab Sample ID: 680-266181-2

Date Collected: 08/05/25 10:10

Matrix: Water

Date Received: 08/06/25 08:14

Method: SW846 6020B - Metals (ICP/MS) - Total Recoverable (Continued)

Analyte	Result	Qualifier	RL	MDL	Unit	D	Prepared	Analyzed	Dil Fac
Arsenic	<0.0013		0.0050	0.0013	mg/L		08/19/25 10:28	08/19/25 23:54	1
Barium	**0.032**		0.010	0.00041	mg/L		08/19/25 10:28	08/19/25 23:54	1
Beryllium	<0.00015		0.0010	0.00015	mg/L		08/19/25 10:28	08/19/25 23:54	1
Cadmium	<0.00024		0.00070	0.00024	mg/L		08/19/25 10:28	08/19/25 23:54	1
Chromium	<0.0037		0.0050	0.0037	mg/L		08/19/25 10:28	08/19/25 23:54	1
Cobalt	<0.00041		0.0050	0.00041	mg/L		08/19/25 10:28	08/19/25 23:54	1
Lead	<0.00086		0.0010	0.00086	mg/L		08/19/25 10:28	08/19/25 23:54	1
Molybdenum	<0.00069		0.0050	0.00069	mg/L		08/19/25 10:28	08/19/25 23:54	1
Selenium	<0.0023		0.0050	0.0023	mg/L		08/19/25 10:28	08/19/25 23:54	1
Thallium	<0.00019	^6+	0.0010	0.00019	mg/L		08/19/25 10:28	08/19/25 23:54	1

Method: SW846 7470A - Mercury (CVAA)

Analyte	Result	Qualifier	RL	MDL	Unit	D	Prepared	Analyzed	Dil Fac
Mercury	<0.00017		0.00020	0.00017	mg/L		08/20/25 09:21	08/20/25 17:06	1

General Chemistry

Analyte	Result	Qualifier	RL	MDL	Unit	D	Prepared	Analyzed	Dil Fac
Total Dissolved Solids (SM 2540C - 2015)	**150**		10	10	mg/L			08/11/25 15:45	1

Client Sample ID: MCI-MGWA-11

Lab Sample ID: 680-266181-3

Date Collected: 08/05/25 11:35

Matrix: Water

Date Received: 08/06/25 08:14

Method: EPA 300.0 - Anions, Ion Chromatography

Analyte	Result	Qualifier	RL	MDL	Unit	D	Prepared	Analyzed	Dil Fac
Chloride	**3.5**		1.0	0.98	mg/L			08/15/25 03:19	1
Fluoride	**0.17**	**J**	0.20	0.081	mg/L			08/15/25 03:19	1
Sulfate	**2.5**		1.0	0.77	mg/L			08/15/25 03:19	1

Method: SW846 6010D - Metals (ICP)

Analyte	Result	Qualifier	RL	MDL	Unit	D	Prepared	Analyzed	Dil Fac
Boron	<0.026		0.080	0.026	mg/L		08/19/25 07:50	08/19/25 13:16	1
Calcium	**35**		0.10	0.038	mg/L		08/19/25 07:50	08/19/25 13:16	1
Lithium	**0.030**		0.020	0.0037	mg/L		08/19/25 07:50	08/22/25 08:54	1

Method: SW846 6020B - Metals (ICP/MS) - Total Recoverable

Analyte	Result	Qualifier	RL	MDL	Unit	D	Prepared	Analyzed	Dil Fac
Antimony	<0.0025		0.0050	0.0025	mg/L		08/19/25 10:28	08/19/25 23:56	1
Arsenic	**0.0024**	**J**	0.0050	0.0013	mg/L		08/19/25 10:28	08/19/25 23:56	1
Barium	**0.12**		0.010	0.00041	mg/L		08/19/25 10:28	08/19/25 23:56	1
Beryllium	<0.00015		0.0010	0.00015	mg/L		08/19/25 10:28	08/19/25 23:56	1
Cadmium	<0.00024		0.00070	0.00024	mg/L		08/19/25 10:28	08/19/25 23:56	1
Chromium	<0.0037		0.0050	0.0037	mg/L		08/19/25 10:28	08/19/25 23:56	1
Cobalt	<0.00041		0.0050	0.00041	mg/L		08/19/25 10:28	08/19/25 23:56	1
Lead	<0.00086		0.0010	0.00086	mg/L		08/19/25 10:28	08/19/25 23:56	1
Molybdenum	<0.00069		0.0050	0.00069	mg/L		08/19/25 10:28	08/19/25 23:56	1
Selenium	<0.0023		0.0050	0.0023	mg/L		08/19/25 10:28	08/19/25 23:56	1
Thallium	<0.00019	^6+	0.0010	0.00019	mg/L		08/19/25 10:28	08/19/25 23:56	1

Client: Southern Company
Project/Site: Plant McIntosh - Ash Pond 1

Job ID: 680-266181-1

Client Sample ID: MCI-MGWA-11

Lab Sample ID: 680-266181-3

Date Collected: 08/05/25 11:35
Matrix: Water
Date Received: 08/06/25 08:14

Method: SW846 7470A - Mercury (CVAA)

Analyte	Result	Qualifier	RL	MDL	Unit	D	Prepared	Analyzed	Dil Fac
Mercury	<0.00017		0.00020	0.00017	mg/L		08/20/25 09:21	08/20/25 17:10	1

General Chemistry

Analyte	Result	Qualifier	RL	MDL	Unit	D	Prepared	Analyzed	Dil Fac
Total Dissolved Solids (SM 2540C - 2015)	220		10	10	mg/L			08/11/25 15:45	1

Client Sample ID: MCI-MGWA-6A

Lab Sample ID: 680-266181-4

Date Collected: 08/05/25 11:55
Matrix: Water
Date Received: 08/06/25 08:14

Method: EPA 300.0 - Anions, Ion Chromatography

Analyte	Result	Qualifier	RL	MDL	Unit	D	Prepared	Analyzed	Dil Fac
Chloride	3.1		1.0	0.98	mg/L			08/15/25 03:31	1
Fluoride	0.14	J	0.20	0.081	mg/L			08/15/25 03:31	1
Sulfate	3.7		1.0	0.77	mg/L			08/15/25 03:31	1

Method: SW846 6010D - Metals (ICP)

Analyte	Result	Qualifier	RL	MDL	Unit	D	Prepared	Analyzed	Dil Fac
Boron	<0.026		0.080	0.026	mg/L		08/19/25 07:50	08/19/25 13:19	1
Calcium	94		0.10	0.038	mg/L		08/19/25 07:50	08/19/25 13:19	1
Lithium	<0.0037	*+	0.020	0.0037	mg/L		08/19/25 07:50	08/21/25 12:13	1

Method: SW846 6020B - Metals (ICP/MS) - Total Recoverable

Analyte	Result	Qualifier	RL	MDL	Unit	D	Prepared	Analyzed	Dil Fac
Antimony	<0.0025		0.0050	0.0025	mg/L		08/19/25 10:28	08/19/25 23:59	1
Arsenic	0.0032	J	0.0050	0.0013	mg/L		08/19/25 10:28	08/19/25 23:59	1
Barium	0.028		0.010	0.00041	mg/L		08/19/25 10:28	08/19/25 23:59	1
Beryllium	<0.00015		0.0010	0.00015	mg/L		08/19/25 10:28	08/19/25 23:59	1
Cadmium	<0.00024		0.00070	0.00024	mg/L		08/19/25 10:28	08/19/25 23:59	1
Chromium	<0.0037		0.0050	0.0037	mg/L		08/19/25 10:28	08/19/25 23:59	1
Cobalt	<0.00041		0.0050	0.00041	mg/L		08/19/25 10:28	08/19/25 23:59	1
Lead	<0.00086		0.0010	0.00086	mg/L		08/19/25 10:28	08/19/25 23:59	1
Molybdenum	<0.00069		0.0050	0.00069	mg/L		08/19/25 10:28	08/19/25 23:59	1
Selenium	<0.0023		0.0050	0.0023	mg/L		08/19/25 10:28	08/19/25 23:59	1
Thallium	<0.00019	^6+	0.0010	0.00019	mg/L		08/19/25 10:28	08/19/25 23:59	1

Method: SW846 7470A - Mercury (CVAA)

Analyte	Result	Qualifier	RL	MDL	Unit	D	Prepared	Analyzed	Dil Fac
Mercury	<0.00017		0.00020	0.00017	mg/L		08/20/25 09:21	08/20/25 17:14	1

General Chemistry

Analyte	Result	Qualifier	RL	MDL	Unit	D	Prepared	Analyzed	Dil Fac
Total Dissolved Solids (SM 2540C - 2015)	290		10	10	mg/L			08/11/25 15:45	1

Client Sample ID: MCI-MGWC-19

Lab Sample ID: 680-266181-5

Date Collected: 08/05/25 13:41

Matrix: Water

Date Received: 08/06/25 08:14

Method: EPA 300.0 - Anions, Ion Chromatography

Analyte	Result	Qualifier	RL	MDL	Unit	D	Prepared	Analyzed	Dil Fac
Chloride	**13**		1.0	0.98	mg/L			08/15/25 03:42	1
Fluoride	**0.18**	**J**	0.20	0.081	mg/L			08/15/25 03:42	1
Sulfate	**260**		10	7.7	mg/L			08/15/25 14:44	10

Method: SW846 6010D - Metals (ICP)

Analyte	Result	Qualifier	RL	MDL	Unit	D	Prepared	Analyzed	Dil Fac
Boron	**1.5**		0.080	0.026	mg/L		08/19/25 07:50	08/19/25 13:22	1
Calcium	**100**		0.10	0.038	mg/L		08/19/25 07:50	08/19/25 13:22	1
Lithium	**0.0075**	**J *+**	0.020	0.0037	mg/L		08/19/25 07:50	08/21/25 12:16	1

Method: SW846 6020B - Metals (ICP/MS) - Total Recoverable

Analyte	Result	Qualifier	RL	MDL	Unit	D	Prepared	Analyzed	Dil Fac
Antimony	<0.0025		0.0050	0.0025	mg/L		08/19/25 10:28	08/20/25 00:02	1
Arsenic	**0.0023**	**J**	0.0050	0.0013	mg/L		08/19/25 10:28	08/20/25 00:02	1
Barium	**0.027**		0.010	0.00041	mg/L		08/19/25 10:28	08/20/25 00:02	1
Beryllium	<0.00015		0.0010	0.00015	mg/L		08/19/25 10:28	08/20/25 00:02	1
Cadmium	<0.00024		0.00070	0.00024	mg/L		08/19/25 10:28	08/20/25 00:02	1
Chromium	<0.0037		0.0050	0.0037	mg/L		08/19/25 10:28	08/20/25 00:02	1
Cobalt	<0.00041		0.0050	0.00041	mg/L		08/19/25 10:28	08/20/25 00:02	1
Lead	<0.00086		0.0010	0.00086	mg/L		08/19/25 10:28	08/20/25 00:02	1
Molybdenum	**0.00082**	**J**	0.0050	0.00069	mg/L		08/19/25 10:28	08/20/25 00:02	1
Selenium	<0.0023		0.0050	0.0023	mg/L		08/19/25 10:28	08/20/25 00:02	1
Thallium	<0.00019	^6+	0.0010	0.00019	mg/L		08/19/25 10:28	08/20/25 00:02	1

Method: SW846 7470A - Mercury (CVAA)

Analyte	Result	Qualifier	RL	MDL	Unit	D	Prepared	Analyzed	Dil Fac
Mercury	<0.00017		0.00020	0.00017	mg/L		08/20/25 09:21	08/20/25 17:29	1

General Chemistry

Analyte	Result	Qualifier	RL	MDL	Unit	D	Prepared	Analyzed	Dil Fac
Total Dissolved Solids (SM 2540C - 2015)	**560**		10	10	mg/L			08/11/25 15:45	1

Client Sample ID: MCI-MGWA-6

Lab Sample ID: 680-266181-6

Date Collected: 08/05/25 13:20

Matrix: Water

Date Received: 08/06/25 08:14

Method: EPA 300.0 - Anions, Ion Chromatography

Analyte	Result	Qualifier	RL	MDL	Unit	D	Prepared	Analyzed	Dil Fac
Chloride	**3.0**		1.0	0.98	mg/L			08/15/25 03:53	1
Fluoride	**0.18**	**J**	0.20	0.081	mg/L			08/15/25 03:53	1
Sulfate	**4.3**		1.0	0.77	mg/L			08/15/25 03:53	1

Method: SW846 6010D - Metals (ICP)

Analyte	Result	Qualifier	RL	MDL	Unit	D	Prepared	Analyzed	Dil Fac
Boron	<0.026		0.080	0.026	mg/L		08/19/25 07:50	08/19/25 13:25	1
Calcium	**93**		0.10	0.038	mg/L		08/19/25 07:50	08/19/25 13:25	1
Lithium	<0.0037	*+	0.020	0.0037	mg/L		08/19/25 07:50	08/21/25 12:18	1

Method: SW846 6020B - Metals (ICP/MS) - Total Recoverable

Analyte	Result	Qualifier	RL	MDL	Unit	D	Prepared	Analyzed	Dil Fac
Antimony	<0.0025		0.0050	0.0025	mg/L		08/19/25 10:28	08/20/25 00:04	1

Client Sample ID: MCI-MGWA-6

Lab Sample ID: 680-266181-6

Date Collected: 08/05/25 13:20

Matrix: Water

Date Received: 08/06/25 08:14

Method: SW846 6020B - Metals (ICP/MS) - Total Recoverable (Continued)

Analyte	Result	Qualifier	RL	MDL	Unit	D	Prepared	Analyzed	Dil Fac
Arsenic	**0.0099**		0.0050	0.0013	mg/L		08/19/25 10:28	08/20/25 00:04	1
Barium	**0.025**		0.010	0.00041	mg/L		08/19/25 10:28	08/20/25 00:04	1
Beryllium	<0.00015		0.0010	0.00015	mg/L		08/19/25 10:28	08/20/25 00:04	1
Cadmium	<0.00024		0.00070	0.00024	mg/L		08/19/25 10:28	08/20/25 00:04	1
Chromium	<0.0037		0.0050	0.0037	mg/L		08/19/25 10:28	08/20/25 00:04	1
Cobalt	<0.00041		0.0050	0.00041	mg/L		08/19/25 10:28	08/20/25 00:04	1
Lead	<0.00086		0.0010	0.00086	mg/L		08/19/25 10:28	08/20/25 00:04	1
Molybdenum	<0.00069		0.0050	0.00069	mg/L		08/19/25 10:28	08/20/25 00:04	1
Selenium	<0.0023		0.0050	0.0023	mg/L		08/19/25 10:28	08/20/25 00:04	1
Thallium	<0.00019	^6+	0.0010	0.00019	mg/L		08/19/25 10:28	08/20/25 00:04	1

Method: SW846 7470A - Mercury (CVAA)

Analyte	Result	Qualifier	RL	MDL	Unit	D	Prepared	Analyzed	Dil Fac
Mercury	<0.00017		0.00020	0.00017	mg/L		08/20/25 09:21	08/20/25 17:33	1

General Chemistry

Analyte	Result	Qualifier	RL	MDL	Unit	D	Prepared	Analyzed	Dil Fac
Total Dissolved Solids (SM 2540C - 2015)	**290**		10	10	mg/L			08/11/25 15:45	1

Client Sample ID: MCI-MGWC-1

Lab Sample ID: 680-266181-7

Date Collected: 08/05/25 16:29

Matrix: Water

Date Received: 08/06/25 08:14

Method: EPA 300.0 - Anions, Ion Chromatography

Analyte	Result	Qualifier	RL	MDL	Unit	D	Prepared	Analyzed	Dil Fac
Chloride	**13**		1.0	0.98	mg/L			08/15/25 15:18	1
Fluoride	**0.19**	**J**	0.20	0.081	mg/L			08/15/25 15:18	1
Sulfate	**140**		10	7.7	mg/L			08/15/25 17:23	10

Method: SW846 6010D - Metals (ICP)

Analyte	Result	Qualifier	RL	MDL	Unit	D	Prepared	Analyzed	Dil Fac
Boron	**1.7**		0.080	0.026	mg/L		08/19/25 07:50	08/19/25 13:28	1
Calcium	**110**		0.10	0.038	mg/L		08/19/25 07:50	08/19/25 13:28	1
Lithium	**0.013**	**J *+**	0.020	0.0037	mg/L		08/19/25 07:50	08/21/25 12:21	1

Method: SW846 6020B - Metals (ICP/MS) - Total Recoverable

Analyte	Result	Qualifier	RL	MDL	Unit	D	Prepared	Analyzed	Dil Fac
Antimony	<0.0025		0.0050	0.0025	mg/L		08/19/25 10:28	08/20/25 00:07	1
Arsenic	<0.0013		0.0050	0.0013	mg/L		08/19/25 10:28	08/20/25 00:07	1
Barium	**0.11**		0.010	0.00041	mg/L		08/19/25 10:28	08/20/25 00:07	1
Beryllium	<0.00015		0.0010	0.00015	mg/L		08/19/25 10:28	08/20/25 00:07	1
Cadmium	<0.00024		0.00070	0.00024	mg/L		08/19/25 10:28	08/20/25 00:07	1
Chromium	<0.0037		0.0050	0.0037	mg/L		08/19/25 10:28	08/20/25 00:07	1
Cobalt	<0.00041		0.0050	0.00041	mg/L		08/19/25 10:28	08/20/25 00:07	1
Lead	<0.00086		0.0010	0.00086	mg/L		08/19/25 10:28	08/20/25 00:07	1
Molybdenum	<0.00069		0.0050	0.00069	mg/L		08/19/25 10:28	08/20/25 00:07	1
Selenium	<0.0023		0.0050	0.0023	mg/L		08/19/25 10:28	08/20/25 00:07	1
Thallium	<0.00019	^6+	0.0010	0.00019	mg/L		08/19/25 10:28	08/20/25 00:07	1

Client: Southern Company
Project/Site: Plant McIntosh - Ash Pond 1

Job ID: 680-266181-1

Client Sample ID: MCI-MGWC-1

Lab Sample ID: 680-266181-7

Date Collected: 08/05/25 16:29
Matrix: Water
Date Received: 08/06/25 08:14

Method: SW846 7470A - Mercury (CVAA)

Analyte	Result	Qualifier	RL	MDL	Unit	D	Prepared	Analyzed	Dil Fac
Mercury	<0.00017		0.00020	0.00017	mg/L		08/20/25 09:21	08/20/25 17:37	1

General Chemistry

Analyte	Result	Qualifier	RL	MDL	Unit	D	Prepared	Analyzed	Dil Fac
Total Dissolved Solids (SM 2540C - 2015)	500		10	10	mg/L			08/11/25 15:45	1

Client Sample ID: MCI-AP1-FB-01

Lab Sample ID: 680-266181-8

Date Collected: 08/05/25 16:15
Matrix: Water
Date Received: 08/06/25 08:14

Method: EPA 300.0 - Anions, Ion Chromatography

Analyte	Result	Qualifier	RL	MDL	Unit	D	Prepared	Analyzed	Dil Fac
Chloride	<0.98		1.0	0.98	mg/L			08/15/25 15:29	1
Fluoride	0.13	J	0.20	0.081	mg/L			08/15/25 15:29	1
Sulfate	<0.77		1.0	0.77	mg/L			08/15/25 15:29	1

Method: SW846 6010D - Metals (ICP)

Analyte	Result	Qualifier	RL	MDL	Unit	D	Prepared	Analyzed	Dil Fac
Boron	<0.026		0.080	0.026	mg/L		08/19/25 07:50	08/19/25 13:31	1
Calcium	<0.038		0.10	0.038	mg/L		08/19/25 07:50	08/19/25 13:31	1
Lithium	<0.0037	*+	0.020	0.0037	mg/L		08/19/25 07:50	08/21/25 12:24	1

Method: SW846 6020B - Metals (ICP/MS) - Total Recoverable

Analyte	Result	Qualifier	RL	MDL	Unit	D	Prepared	Analyzed	Dil Fac
Antimony	<0.0025		0.0050	0.0025	mg/L		08/19/25 10:28	08/20/25 00:10	1
Arsenic	<0.0013		0.0050	0.0013	mg/L		08/19/25 10:28	08/20/25 00:10	1
Barium	<0.00041		0.010	0.00041	mg/L		08/19/25 10:28	08/20/25 00:10	1
Beryllium	<0.00015		0.0010	0.00015	mg/L		08/19/25 10:28	08/20/25 00:10	1
Cadmium	<0.00024		0.00070	0.00024	mg/L		08/19/25 10:28	08/20/25 00:10	1
Chromium	<0.0037		0.0050	0.0037	mg/L		08/19/25 10:28	08/20/25 00:10	1
Cobalt	<0.00041		0.0050	0.00041	mg/L		08/19/25 10:28	08/20/25 00:10	1
Lead	<0.00086		0.0010	0.00086	mg/L		08/19/25 10:28	08/20/25 00:10	1
Molybdenum	<0.00069		0.0050	0.00069	mg/L		08/19/25 10:28	08/20/25 00:10	1
Selenium	<0.0023		0.0050	0.0023	mg/L		08/19/25 10:28	08/20/25 00:10	1
Thallium	<0.00019	^6+	0.0010	0.00019	mg/L		08/19/25 10:28	08/20/25 00:10	1

Method: SW846 7470A - Mercury (CVAA)

Analyte	Result	Qualifier	RL	MDL	Unit	D	Prepared	Analyzed	Dil Fac
Mercury	<0.00017		0.00020	0.00017	mg/L		08/20/25 09:21	08/20/25 17:41	1

General Chemistry

Analyte	Result	Qualifier	RL	MDL	Unit	D	Prepared	Analyzed	Dil Fac
Total Dissolved Solids (SM 2540C - 2015)	<10		10	10	mg/L			08/11/25 15:45	1

Client Sample ID: MCI-AP1-FD-01

Lab Sample ID: 680-266181-9

Date Collected: 08/05/25 00:00

Matrix: Water

Date Received: 08/06/25 08:14

Method: EPA 300.0 - Anions, Ion Chromatography

Analyte	Result	Qualifier	RL	MDL	Unit	D	Prepared	Analyzed	Dil Fac
Chloride	**14**		1.0	0.98	mg/L			08/15/25 15:41	1
Fluoride	**0.23**		0.20	0.081	mg/L			08/15/25 15:41	1
Sulfate	**270**		10	7.7	mg/L			08/15/25 17:35	10

Method: SW846 6010D - Metals (ICP)

Analyte	Result	Qualifier	RL	MDL	Unit	D	Prepared	Analyzed	Dil Fac
Boron	**1.5**		0.080	0.026	mg/L		08/19/25 07:50	08/19/25 13:33	1
Calcium	**110**		0.10	0.038	mg/L		08/19/25 07:50	08/19/25 13:33	1
Lithium	**0.0076**	**J *+**	0.020	0.0037	mg/L		08/19/25 07:50	08/21/25 12:27	1

Method: SW846 6020B - Metals (ICP/MS) - Total Recoverable

Analyte	Result	Qualifier	RL	MDL	Unit	D	Prepared	Analyzed	Dil Fac
Antimony	<0.0025		0.0050	0.0025	mg/L		08/19/25 10:28	08/20/25 00:34	1
Arsenic	**0.0020**	**J**	0.0050	0.0013	mg/L		08/19/25 10:28	08/20/25 00:34	1
Barium	**0.025**		0.010	0.00041	mg/L		08/19/25 10:28	08/20/25 00:34	1
Beryllium	<0.00015		0.0010	0.00015	mg/L		08/19/25 10:28	08/20/25 00:34	1
Cadmium	<0.00024		0.00070	0.00024	mg/L		08/19/25 10:28	08/20/25 00:34	1
Chromium	<0.0037		0.0050	0.0037	mg/L		08/19/25 10:28	08/20/25 00:34	1
Cobalt	<0.00041		0.0050	0.00041	mg/L		08/19/25 10:28	08/20/25 00:34	1
Lead	<0.00086		0.0010	0.00086	mg/L		08/19/25 10:28	08/20/25 00:34	1
Molybdenum	**0.00093**	**J**	0.0050	0.00069	mg/L		08/19/25 10:28	08/20/25 00:34	1
Selenium	<0.0023		0.0050	0.0023	mg/L		08/19/25 10:28	08/20/25 00:34	1
Thallium	<0.00019	^6+	0.0010	0.00019	mg/L		08/19/25 10:28	08/20/25 00:34	1

Method: SW846 7470A - Mercury (CVAA)

Analyte	Result	Qualifier	RL	MDL	Unit	D	Prepared	Analyzed	Dil Fac
Mercury	<0.00017		0.00020	0.00017	mg/L		08/20/25 09:21	08/20/25 17:45	1

General Chemistry

Analyte	Result	Qualifier	RL	MDL	Unit	D	Prepared	Analyzed	Dil Fac
Total Dissolved Solids (SM 2540C - 2015)	**590**		10	10	mg/L			08/11/25 15:45	1

Client Sample ID: MCI-MGWC-20

Lab Sample ID: 680-266181-10

Date Collected: 08/05/25 15:30

Matrix: Water

Date Received: 08/06/25 08:14

Method: EPA 300.0 - Anions, Ion Chromatography

Analyte	Result	Qualifier	RL	MDL	Unit	D	Prepared	Analyzed	Dil Fac
Chloride	**13**		1.0	0.98	mg/L			08/15/25 15:52	1
Fluoride	**0.29**		0.20	0.081	mg/L			08/15/25 15:52	1
Sulfate	**130**		10	7.7	mg/L			08/15/25 17:47	10

Method: SW846 6010D - Metals (ICP)

Analyte	Result	Qualifier	RL	MDL	Unit	D	Prepared	Analyzed	Dil Fac
Boron	**1.3**		0.080	0.026	mg/L		08/19/25 07:50	08/19/25 13:36	1
Calcium	**40**		0.10	0.038	mg/L		08/19/25 07:50	08/19/25 13:36	1
Lithium	**0.0081**	**J *+**	0.020	0.0037	mg/L		08/19/25 07:50	08/21/25 12:29	1

Method: SW846 6020B - Metals (ICP/MS) - Total Recoverable

Analyte	Result	Qualifier	RL	MDL	Unit	D	Prepared	Analyzed	Dil Fac
Antimony	<0.0025		0.0050	0.0025	mg/L		08/19/25 10:28	08/20/25 00:36	1

Client Sample ID: MCI-MGWC-20

Lab Sample ID: 680-266181-10

Date Collected: 08/05/25 15:30

Matrix: Water

Date Received: 08/06/25 08:14

Method: SW846 6020B - Metals (ICP/MS) - Total Recoverable (Continued)

Analyte	Result	Qualifier	RL	MDL	Unit	D	Prepared	Analyzed	Dil Fac
Arsenic	**0.0014**	**J**	0.0050	0.0013	mg/L		08/19/25 10:28	08/20/25 00:36	1
Barium	**0.034**		0.010	0.00041	mg/L		08/19/25 10:28	08/20/25 00:36	1
Beryllium	<0.00015		0.0010	0.00015	mg/L		08/19/25 10:28	08/20/25 00:36	1
Cadmium	**0.0034**		0.00070	0.00024	mg/L		08/19/25 10:28	08/20/25 00:36	1
Chromium	<0.0037		0.0050	0.0037	mg/L		08/19/25 10:28	08/20/25 00:36	1
Cobalt	<0.00041		0.0050	0.00041	mg/L		08/19/25 10:28	08/20/25 00:36	1
Lead	<0.00086		0.0010	0.00086	mg/L		08/19/25 10:28	08/20/25 00:36	1
Molybdenum	<0.00069		0.0050	0.00069	mg/L		08/19/25 10:28	08/20/25 00:36	1
Selenium	**0.0086**		0.0050	0.0023	mg/L		08/19/25 10:28	08/20/25 00:36	1
Thallium	<0.00019	^6+	0.0010	0.00019	mg/L		08/19/25 10:28	08/20/25 00:36	1

Method: SW846 7470A - Mercury (CVAA)

Analyte	Result	Qualifier	RL	MDL	Unit	D	Prepared	Analyzed	Dil Fac
Mercury	<0.00017		0.00020	0.00017	mg/L		08/20/25 09:21	08/20/25 17:49	1

General Chemistry

Analyte	Result	Qualifier	RL	MDL	Unit	D	Prepared	Analyzed	Dil Fac
Total Dissolved Solids (SM 2540C - 2015)	**330**		10	10	mg/L			08/11/25 15:45	1

Client Sample ID: MCI-MGWC-8

Lab Sample ID: 680-266200-1

Date Collected: 08/06/25 10:11

Matrix: Water

Date Received: 08/07/25 08:35

Method: EPA 300.0 - Anions, Ion Chromatography

Analyte	Result	Qualifier	RL	MDL	Unit	D	Prepared	Analyzed	Dil Fac
Chloride	**10**		1.0	0.98	mg/L			08/16/25 03:08	1
Fluoride	**0.15**	**J**	0.20	0.081	mg/L			08/16/25 03:08	1
Sulfate	**300**		10	7.7	mg/L			08/16/25 12:05	10

Method: SW846 6010D - Metals (ICP)

Analyte	Result	Qualifier	RL	MDL	Unit	D	Prepared	Analyzed	Dil Fac
Boron	**5.1**		0.080	0.026	mg/L		08/20/25 12:12	08/20/25 21:12	1
Calcium	**110**		0.10	0.038	mg/L		08/20/25 12:12	08/20/25 21:12	1
Lithium	**0.014**	**J F1**	0.020	0.0037	mg/L		08/20/25 12:12	08/21/25 10:40	1

Method: SW846 6020B - Metals (ICP/MS) - Total Recoverable

Analyte	Result	Qualifier	RL	MDL	Unit	D	Prepared	Analyzed	Dil Fac
Antimony	<0.0025		0.0050	0.0025	mg/L		08/21/25 10:30	08/21/25 20:47	1
Arsenic	<0.0013		0.0050	0.0013	mg/L		08/21/25 10:30	08/21/25 20:47	1
Barium	**0.057**		0.010	0.00041	mg/L		08/21/25 10:30	08/21/25 20:47	1
Beryllium	<0.00015		0.0010	0.00015	mg/L		08/21/25 10:30	08/21/25 20:47	1
Cadmium	**0.0072**		0.00070	0.00024	mg/L		08/21/25 10:30	08/21/25 20:47	1
Chromium	<0.0037		0.0050	0.0037	mg/L		08/21/25 10:30	08/21/25 20:47	1
Cobalt	<0.00041		0.0050	0.00041	mg/L		08/21/25 10:30	08/21/25 20:47	1
Lead	<0.00086		0.0010	0.00086	mg/L		08/21/25 10:30	08/21/25 20:47	1
Molybdenum	<0.00069		0.0050	0.00069	mg/L		08/21/25 10:30	08/21/25 20:47	1
Selenium	<0.0023		0.0050	0.0023	mg/L		08/21/25 10:30	08/21/25 20:47	1
Thallium	<0.00019		0.0010	0.00019	mg/L		08/21/25 10:30	08/21/25 20:47	1

Client: Southern Company
Project/Site: Plant McIntosh - Ash Pond 1

Job ID: 680-266181-1

Client Sample ID: MCI-MGWC-8

Lab Sample ID: 680-266200-1

Date Collected: 08/06/25 10:11

Matrix: Water

Date Received: 08/07/25 08:35

Method: SW846 7470A - Mercury (CVAA)

Analyte	Result	Qualifier	RL	MDL	Unit	D	Prepared	Analyzed	Dil Fac
Mercury	**0.00029**		0.00020	0.00017	mg/L		08/22/25 09:26	08/22/25 13:46	1

General Chemistry

Analyte	Result	Qualifier	RL	MDL	Unit	D	Prepared	Analyzed	Dil Fac
Total Dissolved Solids (SM 2540C - 2015)	**610**		10	10	mg/L			08/12/25 15:45	1

Client Sample ID: MCI-AP1-EB-03

Lab Sample ID: 680-266200-2

Date Collected: 08/06/25 09:20

Matrix: Water

Date Received: 08/07/25 08:35

Method: EPA 300.0 - Anions, Ion Chromatography

Analyte	Result	Qualifier	RL	MDL	Unit	D	Prepared	Analyzed	Dil Fac
Chloride	<0.98		1.0	0.98	mg/L			08/16/25 03:19	1
Fluoride	**0.11**	**J**	0.20	0.081	mg/L			08/16/25 03:19	1
Sulfate	<0.77		1.0	0.77	mg/L			08/16/25 03:19	1

Method: SW846 6010D - Metals (ICP)

Analyte	Result	Qualifier	RL	MDL	Unit	D	Prepared	Analyzed	Dil Fac
Boron	<0.026		0.080	0.026	mg/L		08/20/25 12:12	08/20/25 21:33	1
Calcium	<0.038		0.10	0.038	mg/L		08/20/25 12:12	08/20/25 21:33	1
Lithium	<0.0037		0.020	0.0037	mg/L		08/20/25 12:12	08/21/25 10:54	1

Method: SW846 6020B - Metals (ICP/MS) - Total Recoverable

Analyte	Result	Qualifier	RL	MDL	Unit	D	Prepared	Analyzed	Dil Fac
Antimony	<0.0025		0.0050	0.0025	mg/L		08/21/25 10:30	08/21/25 20:49	1
Arsenic	<0.0013		0.0050	0.0013	mg/L		08/21/25 10:30	08/21/25 20:49	1
Barium	<0.00041		0.010	0.00041	mg/L		08/21/25 10:30	08/21/25 20:49	1
Beryllium	<0.00015		0.0010	0.00015	mg/L		08/21/25 10:30	08/21/25 20:49	1
Cadmium	<0.00024		0.00070	0.00024	mg/L		08/21/25 10:30	08/21/25 20:49	1
Chromium	<0.0037		0.0050	0.0037	mg/L		08/21/25 10:30	08/21/25 20:49	1
Cobalt	<0.00041		0.0050	0.00041	mg/L		08/21/25 10:30	08/21/25 20:49	1
Lead	<0.00086		0.0010	0.00086	mg/L		08/21/25 10:30	08/21/25 20:49	1
Molybdenum	<0.00069		0.0050	0.00069	mg/L		08/21/25 10:30	08/21/25 20:49	1
Selenium	<0.0023		0.0050	0.0023	mg/L		08/21/25 10:30	08/21/25 20:49	1
Thallium	<0.00019		0.0010	0.00019	mg/L		08/21/25 10:30	08/21/25 20:49	1

Method: SW846 7470A - Mercury (CVAA)

Analyte	Result	Qualifier	RL	MDL	Unit	D	Prepared	Analyzed	Dil Fac
Mercury	<0.00017		0.00020	0.00017	mg/L		08/20/25 16:07	08/20/25 20:52	1

General Chemistry

Analyte	Result	Qualifier	RL	MDL	Unit	D	Prepared	Analyzed	Dil Fac
Total Dissolved Solids (SM 2540C - 2015)	<10		10	10	mg/L			08/12/25 15:45	1

Client Sample ID: MCI-MGWC-3

Lab Sample ID: 680-266200-3

Date Collected: 08/06/25 11:40

Matrix: Water

Date Received: 08/07/25 08:35

Method: EPA 300.0 - Anions, Ion Chromatography

Analyte	Result	Qualifier	RL	MDL	Unit	D	Prepared	Analyzed	Dil Fac
Chloride	**9.4**		1.0	0.98	mg/L			08/16/25 03:32	1
Fluoride	**0.17**	**J**	0.20	0.081	mg/L			08/16/25 03:32	1
Sulfate	**59**		1.0	0.77	mg/L			08/16/25 03:32	1

Method: SW846 6010D - Metals (ICP)

Analyte	Result	Qualifier	RL	MDL	Unit	D	Prepared	Analyzed	Dil Fac
Boron	**0.26**		0.080	0.026	mg/L		08/20/25 12:12	08/20/25 21:36	1
Calcium	**93**		0.10	0.038	mg/L		08/20/25 12:12	08/20/25 21:36	1
Lithium	**0.014**	**J**	0.020	0.0037	mg/L		08/20/25 12:12	08/21/25 11:02	1

Method: SW846 6020B - Metals (ICP/MS) - Total Recoverable

Analyte	Result	Qualifier	RL	MDL	Unit	D	Prepared	Analyzed	Dil Fac
Antimony	<0.0025		0.0050	0.0025	mg/L		08/21/25 10:30	08/21/25 20:52	1
Arsenic	**0.0015**	**J**	0.0050	0.0013	mg/L		08/21/25 10:30	08/21/25 20:52	1
Barium	**0.13**		0.010	0.00041	mg/L		08/21/25 10:30	08/21/25 20:52	1
Beryllium	<0.00015		0.0010	0.00015	mg/L		08/21/25 10:30	08/21/25 20:52	1
Cadmium	<0.00024		0.00070	0.00024	mg/L		08/21/25 10:30	08/21/25 20:52	1
Chromium	<0.0037		0.0050	0.0037	mg/L		08/21/25 10:30	08/21/25 20:52	1
Cobalt	**0.00047**	**J**	0.0050	0.00041	mg/L		08/21/25 10:30	08/21/25 20:52	1
Lead	<0.00086		0.0010	0.00086	mg/L		08/21/25 10:30	08/21/25 20:52	1
Molybdenum	<0.00069		0.0050	0.00069	mg/L		08/21/25 10:30	08/21/25 20:52	1
Selenium	<0.0023		0.0050	0.0023	mg/L		08/21/25 10:30	08/21/25 20:52	1
Thallium	<0.00019		0.0010	0.00019	mg/L		08/21/25 10:30	08/21/25 20:52	1

Method: SW846 7470A - Mercury (CVAA)

Analyte	Result	Qualifier	RL	MDL	Unit	D	Prepared	Analyzed	Dil Fac
Mercury	<0.00017		0.00020	0.00017	mg/L		08/22/25 09:26	08/22/25 13:50	1

General Chemistry

Analyte	Result	Qualifier	RL	MDL	Unit	D	Prepared	Analyzed	Dil Fac
Total Dissolved Solids (SM 2540C - 2015)	**370**		10	10	mg/L			08/12/25 15:45	1

Client Sample ID: MCI-MGWC-12

Lab Sample ID: 680-266200-4

Date Collected: 08/06/25 13:11

Matrix: Water

Date Received: 08/07/25 08:35

Method: EPA 300.0 - Anions, Ion Chromatography

Analyte	Result	Qualifier	RL	MDL	Unit	D	Prepared	Analyzed	Dil Fac
Chloride	**5.6**		1.0	0.98	mg/L			08/16/25 03:43	1
Fluoride	**0.26**		0.20	0.081	mg/L			08/16/25 03:43	1
Sulfate	**9.9**		1.0	0.77	mg/L			08/16/25 03:43	1

Method: SW846 6010D - Metals (ICP)

Analyte	Result	Qualifier	RL	MDL	Unit	D	Prepared	Analyzed	Dil Fac
Boron	<0.026		0.080	0.026	mg/L		08/20/25 12:12	08/20/25 21:39	1
Calcium	**28**		0.10	0.038	mg/L		08/20/25 12:12	08/20/25 21:39	1
Lithium	**0.020**		0.020	0.0037	mg/L		08/20/25 12:12	08/21/25 11:05	1

Method: SW846 6020B - Metals (ICP/MS) - Total Recoverable

Analyte	Result	Qualifier	RL	MDL	Unit	D	Prepared	Analyzed	Dil Fac
Antimony	<0.0025		0.0050	0.0025	mg/L		08/21/25 10:30	08/21/25 20:55	1

Client Sample ID: MCI-MGWC-12

Lab Sample ID: 680-266200-4

Date Collected: 08/06/25 13:11

Matrix: Water

Date Received: 08/07/25 08:35

Method: SW846 6020B - Metals (ICP/MS) - Total Recoverable (Continued)

Analyte	Result	Qualifier	RL	MDL	Unit	D	Prepared	Analyzed	Dil Fac
Arsenic	<0.0013		0.0050	0.0013	mg/L		08/21/25 10:30	08/21/25 20:55	1
Barium	**0.075**		0.010	0.00041	mg/L		08/21/25 10:30	08/21/25 20:55	1
Beryllium	<0.00015		0.0010	0.00015	mg/L		08/21/25 10:30	08/21/25 20:55	1
Cadmium	<0.00024		0.00070	0.00024	mg/L		08/21/25 10:30	08/21/25 20:55	1
Chromium	<0.0037		0.0050	0.0037	mg/L		08/21/25 10:30	08/21/25 20:55	1
Cobalt	<0.00041		0.0050	0.00041	mg/L		08/21/25 10:30	08/21/25 20:55	1
Lead	<0.00086		0.0010	0.00086	mg/L		08/21/25 10:30	08/21/25 20:55	1
Molybdenum	<0.00069		0.0050	0.00069	mg/L		08/21/25 10:30	08/21/25 20:55	1
Selenium	<0.0023		0.0050	0.0023	mg/L		08/21/25 10:30	08/21/25 20:55	1
Thallium	<0.00019		0.0010	0.00019	mg/L		08/21/25 10:30	08/21/25 20:55	1

Method: SW846 7470A - Mercury (CVAA)

Analyte	Result	Qualifier	RL	MDL	Unit	D	Prepared	Analyzed	Dil Fac
Mercury	<0.00017		0.00020	0.00017	mg/L		08/20/25 16:07	08/20/25 21:00	1

General Chemistry

Analyte	Result	Qualifier	RL	MDL	Unit	D	Prepared	Analyzed	Dil Fac
Total Dissolved Solids (SM 2540C - 2015)	**180**		10	10	mg/L			08/12/25 15:45	1

Client Sample ID: MCI-AP1-FB-02

Lab Sample ID: 680-266200-5

Date Collected: 08/06/25 12:30

Matrix: Water

Date Received: 08/07/25 08:35

Method: EPA 300.0 - Anions, Ion Chromatography

Analyte	Result	Qualifier	RL	MDL	Unit	D	Prepared	Analyzed	Dil Fac
Chloride	<0.98		1.0	0.98	mg/L			08/16/25 03:54	1
Fluoride	**0.11**	**J**	0.20	0.081	mg/L			08/16/25 03:54	1
Sulfate	<0.77		1.0	0.77	mg/L			08/16/25 03:54	1

Method: SW846 6010D - Metals (ICP)

Analyte	Result	Qualifier	RL	MDL	Unit	D	Prepared	Analyzed	Dil Fac
Boron	<0.026		0.080	0.026	mg/L		08/20/25 12:12	08/20/25 21:43	1
Calcium	<0.038		0.10	0.038	mg/L		08/20/25 12:12	08/20/25 21:43	1
Lithium	<0.0037		0.020	0.0037	mg/L		08/20/25 12:12	08/21/25 11:07	1

Method: SW846 6020B - Metals (ICP/MS) - Total Recoverable

Analyte	Result	Qualifier	RL	MDL	Unit	D	Prepared	Analyzed	Dil Fac
Antimony	<0.0025		0.0050	0.0025	mg/L		08/21/25 10:30	08/21/25 20:58	1
Arsenic	<0.0013		0.0050	0.0013	mg/L		08/21/25 10:30	08/21/25 20:58	1
Barium	<0.00041		0.010	0.00041	mg/L		08/21/25 10:30	08/21/25 20:58	1
Beryllium	<0.00015		0.0010	0.00015	mg/L		08/21/25 10:30	08/21/25 20:58	1
Cadmium	<0.00024		0.00070	0.00024	mg/L		08/21/25 10:30	08/21/25 20:58	1
Chromium	<0.0037		0.0050	0.0037	mg/L		08/21/25 10:30	08/21/25 20:58	1
Cobalt	<0.00041		0.0050	0.00041	mg/L		08/21/25 10:30	08/21/25 20:58	1
Lead	<0.00086		0.0010	0.00086	mg/L		08/21/25 10:30	08/21/25 20:58	1
Molybdenum	<0.00069		0.0050	0.00069	mg/L		08/21/25 10:30	08/21/25 20:58	1
Selenium	<0.0023		0.0050	0.0023	mg/L		08/21/25 10:30	08/21/25 20:58	1
Thallium	<0.00019		0.0010	0.00019	mg/L		08/21/25 10:30	08/21/25 20:58	1

Client: Southern Company
Project/Site: Plant McIntosh - Ash Pond 1

Job ID: 680-266181-1

Client Sample ID: MCI-AP1-FB-02

Lab Sample ID: 680-266200-5

Date Collected: 08/06/25 12:30

Matrix: Water

Date Received: 08/07/25 08:35

Method: SW846 7470A - Mercury (CVAA)

Analyte	Result	Qualifier	RL	MDL	Unit	D	Prepared	Analyzed	Dil Fac
Mercury	<0.00017		0.00020	0.00017	mg/L		08/20/25 16:07	08/20/25 21:04	1

General Chemistry

Analyte	Result	Qualifier	RL	MDL	Unit	D	Prepared	Analyzed	Dil Fac
Total Dissolved Solids (SM 2540C - 2015)	<10		10	10	mg/L			08/12/25 15:45	1

Client Sample ID: MCI-MGWC-2

Lab Sample ID: 680-266200-6

Date Collected: 08/06/25 13:55

Matrix: Water

Date Received: 08/07/25 08:35

Method: EPA 300.0 - Anions, Ion Chromatography

Analyte	Result	Qualifier	RL	MDL	Unit	D	Prepared	Analyzed	Dil Fac
Chloride	**12**		1.0	0.98	mg/L			08/16/25 04:06	1
Fluoride	**0.19**	**J**	0.20	0.081	mg/L			08/16/25 04:06	1
Sulfate	**130**		10	7.7	mg/L			08/16/25 12:16	10

Method: SW846 6010D - Metals (ICP)

Analyte	Result	Qualifier	RL	MDL	Unit	D	Prepared	Analyzed	Dil Fac
Boron	**1.6**		0.080	0.026	mg/L		08/20/25 12:12	08/20/25 21:46	1
Calcium	**100**		0.10	0.038	mg/L		08/20/25 12:12	08/20/25 21:46	1
Lithium	**0.0091**	**J**	0.020	0.0037	mg/L		08/20/25 12:12	08/21/25 11:10	1

Method: SW846 6020B - Metals (ICP/MS) - Total Recoverable

Analyte	Result	Qualifier	RL	MDL	Unit	D	Prepared	Analyzed	Dil Fac
Antimony	<0.0025		0.0050	0.0025	mg/L		08/21/25 10:30	08/21/25 21:00	1
Arsenic	<0.0013		0.0050	0.0013	mg/L		08/21/25 10:30	08/21/25 21:00	1
Barium	**0.044**		0.010	0.00041	mg/L		08/21/25 10:30	08/21/25 21:00	1
Beryllium	<0.00015		0.0010	0.00015	mg/L		08/21/25 10:30	08/21/25 21:00	1
Cadmium	<0.00024		0.00070	0.00024	mg/L		08/21/25 10:30	08/21/25 21:00	1
Chromium	<0.0037		0.0050	0.0037	mg/L		08/21/25 10:30	08/21/25 21:00	1
Cobalt	**0.00045**	**J**	0.0050	0.00041	mg/L		08/21/25 10:30	08/21/25 21:00	1
Lead	<0.00086		0.0010	0.00086	mg/L		08/21/25 10:30	08/21/25 21:00	1
Molybdenum	<0.00069		0.0050	0.00069	mg/L		08/21/25 10:30	08/21/25 21:00	1
Selenium	<0.0023		0.0050	0.0023	mg/L		08/21/25 10:30	08/21/25 21:00	1
Thallium	<0.00019		0.0010	0.00019	mg/L		08/21/25 10:30	08/21/25 21:00	1

Method: SW846 7470A - Mercury (CVAA)

Analyte	Result	Qualifier	RL	MDL	Unit	D	Prepared	Analyzed	Dil Fac
Mercury	<0.00017		0.00020	0.00017	mg/L		08/22/25 09:26	08/22/25 13:54	1

General Chemistry

Analyte	Result	Qualifier	RL	MDL	Unit	D	Prepared	Analyzed	Dil Fac
Total Dissolved Solids (SM 2540C - 2015)	**540**		10	10	mg/L			08/12/25 15:45	1

Client Sample ID: MCI-MGWC-7

Lab Sample ID: 680-266200-7

Date Collected: 08/06/25 14:20

Matrix: Water

Date Received: 08/07/25 08:35

Method: EPA 300.0 - Anions, Ion Chromatography

Analyte	Result	Qualifier	RL	MDL	Unit	D	Prepared	Analyzed	Dil Fac
Chloride	**9.9**		1.0	0.98	mg/L			08/16/25 04:17	1
Fluoride	**0.20**		0.20	0.081	mg/L			08/16/25 04:17	1
Sulfate	**170**		10	7.7	mg/L			08/16/25 11:30	10

Method: SW846 6010D - Metals (ICP)

Analyte	Result	Qualifier	RL	MDL	Unit	D	Prepared	Analyzed	Dil Fac
Boron	**2.1**		0.080	0.026	mg/L		08/20/25 12:12	08/20/25 21:49	1
Calcium	**54**		0.10	0.038	mg/L		08/20/25 12:12	08/20/25 21:49	1
Lithium	**0.18**		0.020	0.0037	mg/L		08/20/25 12:12	08/21/25 11:13	1

Method: SW846 6020B - Metals (ICP/MS) - Total Recoverable

Analyte	Result	Qualifier	RL	MDL	Unit	D	Prepared	Analyzed	Dil Fac
Antimony	<0.0025		0.0050	0.0025	mg/L		08/21/25 10:30	08/21/25 21:03	1
Arsenic	<0.0013		0.0050	0.0013	mg/L		08/21/25 10:30	08/21/25 21:03	1
Barium	**0.016**		0.010	0.00041	mg/L		08/21/25 10:30	08/21/25 21:03	1
Beryllium	<0.00015		0.0010	0.00015	mg/L		08/21/25 10:30	08/21/25 21:03	1
Cadmium	<0.00024		0.00070	0.00024	mg/L		08/21/25 10:30	08/21/25 21:03	1
Chromium	<0.0037		0.0050	0.0037	mg/L		08/21/25 10:30	08/21/25 21:03	1
Cobalt	**0.00068**	**J**	0.0050	0.00041	mg/L		08/21/25 10:30	08/21/25 21:03	1
Lead	<0.00086		0.0010	0.00086	mg/L		08/21/25 10:30	08/21/25 21:03	1
Molybdenum	<0.00069		0.0050	0.00069	mg/L		08/21/25 10:30	08/21/25 21:03	1
Selenium	**0.0034**	**J**	0.0050	0.0023	mg/L		08/21/25 10:30	08/21/25 21:03	1
Thallium	<0.00019		0.0010	0.00019	mg/L		08/21/25 10:30	08/21/25 21:03	1

Method: SW846 7470A - Mercury (CVAA)

Analyte	Result	Qualifier	RL	MDL	Unit	D	Prepared	Analyzed	Dil Fac
Mercury	<0.00017		0.00020	0.00017	mg/L		08/20/25 16:07	08/20/25 21:23	1

General Chemistry

Analyte	Result	Qualifier	RL	MDL	Unit	D	Prepared	Analyzed	Dil Fac
Total Dissolved Solids (SM 2540C - 2015)	**390**		10	10	mg/L			08/12/25 15:45	1

Client Sample ID: MCI-AP1-FD-02

Lab Sample ID: 680-266200-8

Date Collected: 08/06/25 00:00

Matrix: Water

Date Received: 08/07/25 08:35

Method: EPA 300.0 - Anions, Ion Chromatography

Analyte	Result	Qualifier	RL	MDL	Unit	D	Prepared	Analyzed	Dil Fac
Chloride	**8.9**		1.0	0.98	mg/L			08/16/25 04:28	1
Fluoride	**0.19**	**J**	0.20	0.081	mg/L			08/16/25 04:28	1
Sulfate	**58**		1.0	0.77	mg/L			08/16/25 04:28	1

Method: SW846 6010D - Metals (ICP)

Analyte	Result	Qualifier	RL	MDL	Unit	D	Prepared	Analyzed	Dil Fac
Boron	**0.27**		0.080	0.026	mg/L		08/20/25 12:12	08/20/25 21:52	1
Calcium	**93**		0.10	0.038	mg/L		08/20/25 12:12	08/20/25 21:52	1
Lithium	**0.015**	**J**	0.020	0.0037	mg/L		08/20/25 12:12	08/21/25 11:16	1

Method: SW846 6020B - Metals (ICP/MS) - Total Recoverable

Analyte	Result	Qualifier	RL	MDL	Unit	D	Prepared	Analyzed	Dil Fac
Antimony	<0.0025		0.0050	0.0025	mg/L		08/21/25 10:30	08/21/25 21:06	1

Client Sample ID: MCI-AP1-FD-02

Lab Sample ID: 680-266200-8

Date Collected: 08/06/25 00:00

Matrix: Water

Date Received: 08/07/25 08:35

Method: SW846 6020B - Metals (ICP/MS) - Total Recoverable (Continued)

Analyte	Result	Qualifier	RL	MDL	Unit	D	Prepared	Analyzed	Dil Fac
Arsenic	**0.0017**	**J**	0.0050	0.0013	mg/L		08/21/25 10:30	08/21/25 21:06	1
Barium	**0.13**		0.010	0.00041	mg/L		08/21/25 10:30	08/21/25 21:06	1
Beryllium	<0.00015		0.0010	0.00015	mg/L		08/21/25 10:30	08/21/25 21:06	1
Cadmium	<0.00024		0.00070	0.00024	mg/L		08/21/25 10:30	08/21/25 21:06	1
Chromium	<0.0037		0.0050	0.0037	mg/L		08/21/25 10:30	08/21/25 21:06	1
Cobalt	**0.00046**	**J**	0.0050	0.00041	mg/L		08/21/25 10:30	08/21/25 21:06	1
Lead	<0.00086		0.0010	0.00086	mg/L		08/21/25 10:30	08/21/25 21:06	1
Molybdenum	<0.00069		0.0050	0.00069	mg/L		08/21/25 10:30	08/21/25 21:06	1
Selenium	<0.0023		0.0050	0.0023	mg/L		08/21/25 10:30	08/21/25 21:06	1
Thallium	<0.00019		0.0010	0.00019	mg/L		08/21/25 10:30	08/21/25 21:06	1

Method: SW846 7470A - Mercury (CVAA)

Analyte	Result	Qualifier	RL	MDL	Unit	D	Prepared	Analyzed	Dil Fac
Mercury	<0.00017		0.00020	0.00017	mg/L		08/20/25 16:07	08/20/25 21:27	1

General Chemistry

Analyte	Result	Qualifier	RL	MDL	Unit	D	Prepared	Analyzed	Dil Fac
Total Dissolved Solids (SM 2540C - 2015)	**350**		10	10	mg/L			08/12/25 15:45	1

Client Sample ID: MCI-AP1-EB-04

Lab Sample ID: 680-266200-9

Date Collected: 08/06/25 14:45

Matrix: Water

Date Received: 08/07/25 08:35

Method: EPA 300.0 - Anions, Ion Chromatography

Analyte	Result	Qualifier	RL	MDL	Unit	D	Prepared	Analyzed	Dil Fac
Chloride	<0.98		1.0	0.98	mg/L			08/16/25 05:14	1
Fluoride	**0.24**		0.20	0.081	mg/L			08/16/25 05:14	1
Sulfate	<0.77		1.0	0.77	mg/L			08/16/25 05:14	1

Method: SW846 6010D - Metals (ICP)

Analyte	Result	Qualifier	RL	MDL	Unit	D	Prepared	Analyzed	Dil Fac
Boron	<0.026		0.080	0.026	mg/L		08/20/25 12:12	08/20/25 21:55	1
Calcium	<0.038		0.10	0.038	mg/L		08/20/25 12:12	08/20/25 21:55	1
Lithium	<0.0037		0.020	0.0037	mg/L		08/20/25 12:12	08/21/25 11:18	1

Method: SW846 6020B - Metals (ICP/MS) - Total Recoverable

Analyte	Result	Qualifier	RL	MDL	Unit	D	Prepared	Analyzed	Dil Fac
Antimony	<0.0025		0.0050	0.0025	mg/L		08/21/25 10:30	08/21/25 21:30	1
Arsenic	<0.0013		0.0050	0.0013	mg/L		08/21/25 10:30	08/21/25 21:30	1
Barium	<0.00041		0.010	0.00041	mg/L		08/21/25 10:30	08/21/25 21:30	1
Beryllium	<0.00015		0.0010	0.00015	mg/L		08/21/25 10:30	08/21/25 21:30	1
Cadmium	<0.00024		0.00070	0.00024	mg/L		08/21/25 10:30	08/21/25 21:30	1
Chromium	<0.0037		0.0050	0.0037	mg/L		08/21/25 10:30	08/21/25 21:30	1
Cobalt	<0.00041		0.0050	0.00041	mg/L		08/21/25 10:30	08/21/25 21:30	1
Lead	<0.00086		0.0010	0.00086	mg/L		08/21/25 10:30	08/21/25 21:30	1
Molybdenum	<0.00069		0.0050	0.00069	mg/L		08/21/25 10:30	08/21/25 21:30	1
Selenium	<0.0023		0.0050	0.0023	mg/L		08/21/25 10:30	08/21/25 21:30	1
Thallium	<0.00019		0.0010	0.00019	mg/L		08/21/25 10:30	08/21/25 21:30	1

Client: Southern Company
Job ID: 680-266181-1
Project/Site: Plant McIntosh - Ash Pond 1

Client Sample ID: MCI-AP1-EB-04
Lab Sample ID: 680-266200-9
Date Collected: 08/06/25 14:45
Matrix: Water
Date Received: 08/07/25 08:35

Method: SW846 7470A - Mercury (CVAA)

Analyte	Result	Qualifier	RL	MDL	Unit	D	Prepared	Analyzed	Dil Fac
Mercury	<0.00017		0.00020	0.00017	mg/L		08/20/25 16:07	08/20/25 21:31	1

General Chemistry

Analyte	Result	Qualifier	RL	MDL	Unit	D	Prepared	Analyzed	Dil Fac
Total Dissolved Solids (SM 2540C - 2015)	<10		10	10	mg/L			08/12/25 15:45	1

Method: 300.0 - Anions, Ion Chromatography

Lab Sample ID: MB 705-74889/160
Matrix: Water
Analysis Batch: 74889

Client Sample ID: Method Blank
Prep Type: Total/NA

Analyte	MB Result	MB Qualifier	RL	MDL	Unit	D	Prepared	Analyzed	Dil Fac
Chloride	<0.98		1.0	0.98	mg/L			08/14/25 23:54	1
Fluoride	<0.081		0.20	0.081	mg/L			08/14/25 23:54	1
Sulfate	<0.77		1.0	0.77	mg/L			08/14/25 23:54	1

Lab Sample ID: LCS 705-74889/161
Matrix: Water
Analysis Batch: 74889

Client Sample ID: Lab Control Sample
Prep Type: Total/NA

Analyte	Spike Added	LCS Result	LCS Qualifier	Unit	D	%Rec	%Rec Limits
Chloride	10.0	9.43		mg/L		94	90 - 110
Fluoride	5.00	4.51		mg/L		90	90 - 110
Sulfate	25.0	23.3		mg/L		93	90 - 110

Lab Sample ID: 680-266165-C-10 MS
Matrix: Water
Analysis Batch: 74889

Client Sample ID: Matrix Spike
Prep Type: Total/NA

Analyte	Sample Result	Sample Qualifier	Spike Added	MS Result	MS Qualifier	Unit	D	%Rec	%Rec Limits
Chloride	<0.98		10.0	9.17		mg/L		92	90 - 110
Fluoride	0.091	J F1	5.00	4.63		mg/L		91	90 - 110
Sulfate	<0.77		25.0	22.7		mg/L		91	90 - 110

Lab Sample ID: 680-266165-C-10 MSD
Matrix: Water
Analysis Batch: 74889

Client Sample ID: Matrix Spike Duplicate
Prep Type: Total/NA

Analyte	Sample Result	Sample Qualifier	Spike Added	MSD Result	MSD Qualifier	Unit	D	%Rec	%Rec Limits	RPD	RPD Limit
Chloride	<0.98		10.0	9.05		mg/L		91	90 - 110	1	20
Fluoride	0.091	J F1	5.00	4.50	F1	mg/L		88	90 - 110	3	20
Sulfate	<0.77		25.0	22.9		mg/L		91	90 - 110	1	20

Lab Sample ID: MB 705-75183/1002
Matrix: Water
Analysis Batch: 75183

Client Sample ID: Method Blank
Prep Type: Total/NA

Analyte	MB Result	MB Qualifier	RL	MDL	Unit	D	Prepared	Analyzed	Dil Fac
Chloride	<0.98		1.0	0.98	mg/L			08/15/25 11:52	1
Fluoride	<0.081		0.20	0.081	mg/L			08/15/25 11:52	1
Sulfate	<0.77		1.0	0.77	mg/L			08/15/25 11:52	1

Lab Sample ID: MB 705-75183/174
Matrix: Water
Analysis Batch: 75183

Client Sample ID: Method Blank
Prep Type: Total/NA

Analyte	MB Result	MB Qualifier	RL	MDL	Unit	D	Prepared	Analyzed	Dil Fac
Chloride	<0.98		1.0	0.98	mg/L			08/16/25 00:17	1
Fluoride	<0.081		0.20	0.081	mg/L			08/16/25 00:17	1
Sulfate	<0.77		1.0	0.77	mg/L			08/16/25 00:17	1

Method: 300.0 - Anions, Ion Chromatography (Continued)

Lab Sample ID: LCS 705-75183/1001
Matrix: Water
Analysis Batch: 75183

Client Sample ID: Lab Control Sample
Prep Type: Total/NA

Analyte			Spike Added	LCS Result	LCS Qualifier	Unit	D	%Rec	%Rec Limits		
Chloride			10.0	9.60		mg/L		96	90 - 110		
Fluoride			5.00	4.62		mg/L		92	90 - 110		
Sulfate			25.0	23.3		mg/L		93	90 - 110		

Lab Sample ID: LCS 705-75183/175
Matrix: Water
Analysis Batch: 75183

Client Sample ID: Lab Control Sample
Prep Type: Total/NA

Analyte			Spike Added	LCS Result	LCS Qualifier	Unit	D	%Rec	%Rec Limits		
Chloride			10.0	9.22		mg/L		92	90 - 110		
Fluoride			5.00	4.51		mg/L		90	90 - 110		
Sulfate			25.0	22.8		mg/L		91	90 - 110		

Lab Sample ID: 705-39994-D-2 MS
Matrix: Water
Analysis Batch: 75183

Client Sample ID: Matrix Spike
Prep Type: Total/NA

Analyte	Sample Result	Sample Qualifier	Spike Added	MS Result	MS Qualifier	Unit	D	%Rec	%Rec Limits		
Chloride	4.1		10.0	13.2		mg/L		91	90 - 110		
Fluoride	0.19	J F1	5.00	4.56	F1	mg/L		87	90 - 110		
Sulfate	2.7		25.0	25.7		mg/L		92	90 - 110		

Lab Sample ID: 705-39994-D-2 MSD
Matrix: Water
Analysis Batch: 75183

Client Sample ID: Matrix Spike Duplicate
Prep Type: Total/NA

Analyte	Sample Result	Sample Qualifier	Spike Added	MSD Result	MSD Qualifier	Unit	D	%Rec	%Rec Limits	RPD	RPD Limit
Chloride	4.1		10.0	13.3		mg/L		92	90 - 110	1	20
Fluoride	0.19	J F1	5.00	4.51	F1	mg/L		86	90 - 110	1	20
Sulfate	2.7		25.0	25.9		mg/L		93	90 - 110	1	20

Lab Sample ID: 705-40022-A-2 MS
Matrix: Water
Analysis Batch: 75183

Client Sample ID: Matrix Spike
Prep Type: Total/NA

Analyte	Sample Result	Sample Qualifier	Spike Added	MS Result	MS Qualifier	Unit	D	%Rec	%Rec Limits		
Chloride	1.6		10.0	10.8		mg/L		92	90 - 110		
Fluoride	0.098	J F1	5.00	4.46	F1	mg/L		87	90 - 110		
Sulfate	<0.77		25.0	23.8		mg/L		95	90 - 110		

Lab Sample ID: 705-40022-A-2 MSD
Matrix: Water
Analysis Batch: 75183

Client Sample ID: Matrix Spike Duplicate
Prep Type: Total/NA

Analyte	Sample Result	Sample Qualifier	Spike Added	MSD Result	MSD Qualifier	Unit	D	%Rec	%Rec Limits	RPD	RPD Limit
Chloride	1.6		10.0	10.9		mg/L		93	90 - 110	1	20
Fluoride	0.098	J F1	5.00	4.66		mg/L		91	90 - 110	4	20
Sulfate	<0.77		25.0	23.8		mg/L		95	90 - 110	0	20

Method: 300.0 - Anions, Ion Chromatography (Continued)

Lab Sample ID: MB 705-75380/3
Matrix: Water
Analysis Batch: 75380

Client Sample ID: Method Blank
Prep Type: Total/NA

Analyte	MB Result	MB Qualifier	RL	MDL	Unit	D	Prepared	Analyzed	Dil Fac
Chloride	<0.98		1.0	0.98	mg/L			08/16/25 11:07	1
Fluoride	<0.081		0.20	0.081	mg/L			08/16/25 11:07	1
Sulfate	<0.77		1.0	0.77	mg/L			08/16/25 11:07	1

Lab Sample ID: LCS 705-75380/4
Matrix: Water
Analysis Batch: 75380

Client Sample ID: Lab Control Sample
Prep Type: Total/NA

Analyte	Spike Added	LCS Result	LCS Qualifier	Unit	D	%Rec	%Rec Limits
Chloride	10.0	9.33		mg/L		93	90 - 110
Fluoride	5.00	4.51		mg/L		90	90 - 110
Sulfate	25.0	22.7		mg/L		91	90 - 110

Lab Sample ID: 705-40158-B-1 MS
Matrix: Water
Analysis Batch: 75380

Client Sample ID: Matrix Spike
Prep Type: Total/NA

Analyte	Sample Result	Sample Qualifier	Spike Added	MS Result	MS Qualifier	Unit	D	%Rec	%Rec Limits
Chloride	1.0	F1	10.0	9.20	F1	mg/L		82	90 - 110
Fluoride	0.15	J F1	5.00	4.28	F1	mg/L		83	90 - 110
Sulfate	1.0	F1	25.0	22.8	F1	mg/L		87	90 - 110

Lab Sample ID: 705-40158-B-1 MSD
Matrix: Water
Analysis Batch: 75380

Client Sample ID: Matrix Spike Duplicate
Prep Type: Total/NA

Analyte	Sample Result	Sample Qualifier	Spike Added	MSD Result	MSD Qualifier	Unit	D	%Rec	%Rec Limits	RPD	RPD Limit
Chloride	1.0	F1	10.0	9.25	F1	mg/L		82	90 - 110	1	20
Fluoride	0.15	J F1	5.00	4.28	F1	mg/L		83	90 - 110	0	20
Sulfate	1.0	F1	25.0	22.8	F1	mg/L		87	90 - 110	0	20

Method: 6010D - Metals (ICP)

Lab Sample ID: MB 705-75763/1-A
Matrix: Water
Analysis Batch: 75974

Client Sample ID: Method Blank
Prep Type: Total/NA
Prep Batch: 75763

Analyte	MB Result	MB Qualifier	RL	MDL	Unit	D	Prepared	Analyzed	Dil Fac
Boron	<0.026		0.080	0.026	mg/L		08/19/25 07:50	08/19/25 12:48	1
Calcium	<0.038		0.10	0.038	mg/L		08/19/25 07:50	08/19/25 12:48	1

Lab Sample ID: MB 705-75763/1-A
Matrix: Water
Analysis Batch: 76566

Client Sample ID: Method Blank
Prep Type: Total/NA
Prep Batch: 75763

Analyte	MB Result	MB Qualifier	RL	MDL	Unit	D	Prepared	Analyzed	Dil Fac
Lithium	<0.0037		0.020	0.0037	mg/L		08/19/25 07:50	08/21/25 11:43	1

Method: 6010D - Metals (ICP) (Continued)

Lab Sample ID: LCS 705-75763/2-A
Matrix: Water
Analysis Batch: 75974

Client Sample ID: Lab Control Sample
Prep Type: Total/NA
Prep Batch: 75763

Analyte	Spike Added	LCS Result	LCS Qualifier	Unit	D	%Rec	%Rec Limits
Boron	1.00	1.01		mg/L		101	80 - 120
Calcium	10.0	10.0		mg/L		100	80 - 120

Lab Sample ID: LCS 705-75763/2-A
Matrix: Water
Analysis Batch: 76566

Client Sample ID: Lab Control Sample
Prep Type: Total/NA
Prep Batch: 75763

Analyte	Spike Added	LCS Result	LCS Qualifier	Unit	D	%Rec	%Rec Limits
Lithium	1.00	1.24	*+	mg/L		124	80 - 120

Lab Sample ID: LCS 705-75763/2-A
Matrix: Water
Analysis Batch: 76722

Client Sample ID: Lab Control Sample
Prep Type: Total/NA
Prep Batch: 75763

Analyte	Spike Added	LCS Result	LCS Qualifier	Unit	D	%Rec	%Rec Limits
Lithium	1.00	1.12		mg/L		112	80 - 120

Lab Sample ID: 680-266181-1 MS
Matrix: Water
Analysis Batch: 75974

Client Sample ID: MCI-MGWA-10
Prep Type: Total/NA
Prep Batch: 75763

Analyte	Sample Result	Sample Qualifier	Spike Added	MS Result	MS Qualifier	Unit	D	%Rec	%Rec Limits
Boron	<0.026		1.00	1.03		mg/L		103	75 - 125
Calcium	6.4		10.0	16.4		mg/L		100	75 - 125

Lab Sample ID: 680-266181-1 MS
Matrix: Water
Analysis Batch: 76566

Client Sample ID: MCI-MGWA-10
Prep Type: Total/NA
Prep Batch: 75763

Analyte	Sample Result	Sample Qualifier	Spike Added	MS Result	MS Qualifier	Unit	D	%Rec	%Rec Limits
Lithium	0.0094	J F1 *+	1.00	1.30	F1	mg/L		129	75 - 125

Lab Sample ID: 680-266181-1 MSD
Matrix: Water
Analysis Batch: 75974

Client Sample ID: MCI-MGWA-10
Prep Type: Total/NA
Prep Batch: 75763

Analyte	Sample Result	Sample Qualifier	Spike Added	MSD Result	MSD Qualifier	Unit	D	%Rec	%Rec Limits	RPD	RPD Limit
Boron	<0.026		1.00	1.04		mg/L		104	75 - 125	1	20
Calcium	6.4		10.0	16.5		mg/L		102	75 - 125	1	20

Lab Sample ID: 680-266181-1 MSD
Matrix: Water
Analysis Batch: 76566

Client Sample ID: MCI-MGWA-10
Prep Type: Total/NA
Prep Batch: 75763

Analyte	Sample Result	Sample Qualifier	Spike Added	MSD Result	MSD Qualifier	Unit	D	%Rec	%Rec Limits	RPD	RPD Limit
Lithium	0.0094	J F1 *+	1.00	1.30	F1	mg/L		129	75 - 125	0	20

Method: 6010D - Metals (ICP) (Continued)

Lab Sample ID: MB 705-76152/1-A
Matrix: Water
Analysis Batch: 76347

Client Sample ID: Method Blank
Prep Type: Total/NA
Prep Batch: 76152

Analyte	MB Result	MB Qualifier	RL	MDL	Unit	D	Prepared	Analyzed	Dil Fac
Boron	<0.026		0.080	0.026	mg/L		08/20/25 12:12	08/20/25 21:05	1
Calcium	<0.038		0.10	0.038	mg/L		08/20/25 12:12	08/20/25 21:05	1

Lab Sample ID: MB 705-76152/1-A
Matrix: Water
Analysis Batch: 76568

Client Sample ID: Method Blank
Prep Type: Total/NA
Prep Batch: 76152

Analyte	MB Result	MB Qualifier	RL	MDL	Unit	D	Prepared	Analyzed	Dil Fac
Lithium	<0.0037		0.020	0.0037	mg/L		08/20/25 12:12	08/21/25 10:35	1

Lab Sample ID: LCS 705-76152/2-A
Matrix: Water
Analysis Batch: 76347

Client Sample ID: Lab Control Sample
Prep Type: Total/NA
Prep Batch: 76152

Analyte	Spike Added	LCS Result	LCS Qualifier	Unit	D	%Rec	%Rec Limits
Boron	1.00	1.00		mg/L		100	80 - 120
Calcium	10.0	10.3		mg/L		103	80 - 120

Lab Sample ID: LCS 705-76152/2-A
Matrix: Water
Analysis Batch: 76568

Client Sample ID: Lab Control Sample
Prep Type: Total/NA
Prep Batch: 76152

Analyte	Spike Added	LCS Result	LCS Qualifier	Unit	D	%Rec	%Rec Limits
Lithium	1.00	1.13		mg/L		113	80 - 120

Lab Sample ID: 680-266200-1 MS
Matrix: Water
Analysis Batch: 76347

Client Sample ID: MCI-MGWC-8
Prep Type: Total/NA
Prep Batch: 76152

Analyte	Sample Result	Sample Qualifier	Spike Added	MS Result	MS Qualifier	Unit	D	%Rec	%Rec Limits
Boron	5.1		1.00	6.02		mg/L		89	75 - 125
Calcium	110		10.0	120	4	mg/L		71	75 - 125

Lab Sample ID: 680-266200-1 MS
Matrix: Water
Analysis Batch: 76568

Client Sample ID: MCI-MGWC-8
Prep Type: Total/NA
Prep Batch: 76152

Analyte	Sample Result	Sample Qualifier	Spike Added	MS Result	MS Qualifier	Unit	D	%Rec	%Rec Limits
Lithium	0.014	J F1	1.00	1.43	F1	mg/L		141	75 - 125

Lab Sample ID: 680-266200-1 MSD
Matrix: Water
Analysis Batch: 76347

Client Sample ID: MCI-MGWC-8
Prep Type: Total/NA
Prep Batch: 76152

Analyte	Sample Result	Sample Qualifier	Spike Added	MSD Result	MSD Qualifier	Unit	D	%Rec	%Rec Limits	RPD	RPD Limit
Boron	5.1		1.00	6.18		mg/L		105	75 - 125	3	20
Calcium	110		10.0	123	4	mg/L		106	75 - 125	3	20

Method: 6010D - Metals (ICP) (Continued)

Lab Sample ID: 680-266200-1 MSD
Matrix: Water
Analysis Batch: 76568

Client Sample ID: MCI-MGWC-8
Prep Type: Total/NA
Prep Batch: 76152

Analyte	Sample Result	Sample Qualifier	Spike Added	MSD Result	MSD Qualifier	Unit	D	%Rec	%Rec Limits	RPD	RPD Limit
Lithium	0.014	J F1	1.00	1.45	F1	mg/L		144	75 - 125	2	20

Method: 6020B - Metals (ICP/MS)

Lab Sample ID: MB 705-75551/1-A
Matrix: Water
Analysis Batch: 76496

Client Sample ID: Method Blank
Prep Type: Total Recoverable
Prep Batch: 75551

Analyte	MB Result	MB Qualifier	RL	MDL	Unit	D	Prepared	Analyzed	Dil Fac
Antimony	<0.0025		0.0050	0.0025	mg/L		08/18/25 11:00	08/20/25 16:15	1
Arsenic	<0.0013		0.0050	0.0013	mg/L		08/18/25 11:00	08/20/25 16:15	1
Barium	<0.00041		0.010	0.00041	mg/L		08/18/25 11:00	08/20/25 16:15	1
Beryllium	<0.00015		0.0010	0.00015	mg/L		08/18/25 11:00	08/20/25 16:15	1
Cadmium	<0.00024		0.00070	0.00024	mg/L		08/18/25 11:00	08/20/25 16:15	1
Chromium	<0.0037		0.0050	0.0037	mg/L		08/18/25 11:00	08/20/25 16:15	1
Cobalt	<0.00041		0.0050	0.00041	mg/L		08/18/25 11:00	08/20/25 16:15	1
Lead	<0.00086		0.0010	0.00086	mg/L		08/18/25 11:00	08/20/25 16:15	1
Molybdenum	<0.00069		0.0050	0.00069	mg/L		08/18/25 11:00	08/20/25 16:15	1
Selenium	<0.0023		0.0050	0.0023	mg/L		08/18/25 11:00	08/20/25 16:15	1
Thallium	<0.00019		0.0010	0.00019	mg/L		08/18/25 11:00	08/20/25 16:15	1

Lab Sample ID: LCS 705-75551/2-A
Matrix: Water
Analysis Batch: 76496

Client Sample ID: Lab Control Sample
Prep Type: Total Recoverable
Prep Batch: 75551

Analyte	Spike Added	LCS Result	LCS Qualifier	Unit	D	%Rec	%Rec Limits
Antimony	0.100	0.0964		mg/L		96	80 - 120
Arsenic	0.100	0.110		mg/L		110	80 - 120
Barium	0.100	0.0965		mg/L		96	80 - 120
Beryllium	0.100	0.104		mg/L		104	80 - 120
Cadmium	0.100	0.0989		mg/L		99	80 - 120
Chromium	0.100	0.106		mg/L		106	80 - 120
Cobalt	0.100	0.106		mg/L		106	80 - 120
Lead	0.100	0.102		mg/L		102	80 - 120
Molybdenum	0.100	0.105		mg/L		105	80 - 120
Selenium	0.100	0.113		mg/L		113	80 - 120
Thallium	0.100	0.0999		mg/L		100	80 - 120

Lab Sample ID: 705-38619-B-2-E MS
Matrix: Water
Analysis Batch: 76496

Client Sample ID: Matrix Spike
Prep Type: Total Recoverable
Prep Batch: 75551

Analyte	Sample Result	Sample Qualifier	Spike Added	MS Result	MS Qualifier	Unit	D	%Rec	%Rec Limits
Antimony	<0.0025		0.100	0.0920		mg/L		92	75 - 125
Arsenic	<0.0013		0.100	0.108		mg/L		108	75 - 125
Barium	0.035		0.100	0.130		mg/L		95	75 - 125
Beryllium	<0.00015		0.100	0.101		mg/L		101	75 - 125
Cadmium	<0.00024		0.100	0.0935		mg/L		94	75 - 125
Chromium	<0.0037		0.100	0.105		mg/L		105	75 - 125

Method: 6020B - Metals (ICP/MS) (Continued)

Lab Sample ID: 705-38619-B-2-E MS
Matrix: Water
Analysis Batch: 76496

Client Sample ID: Matrix Spike
Prep Type: Total Recoverable
Prep Batch: 75551

Analyte	Sample Result	Sample Qualifier	Spike Added	MS Result	MS Qualifier	Unit	D	%Rec	%Rec Limits
Cobalt	0.0028		0.100	0.106		mg/L		103	75 - 125
Lead	<0.00086		0.100	0.0974		mg/L		97	75 - 125
Molybdenum	0.0020		0.100	0.103		mg/L		101	75 - 125
Selenium	<0.0023		0.100	0.106		mg/L		106	75 - 125
Thallium	<0.00019		0.100	0.0972		mg/L		97	75 - 125

Lab Sample ID: 705-38619-B-2-F MSD
Matrix: Water
Analysis Batch: 76496

Client Sample ID: Matrix Spike Duplicate
Prep Type: Total Recoverable
Prep Batch: 75551

Analyte	Sample Result	Sample Qualifier	Spike Added	MSD Result	MSD Qualifier	Unit	D	%Rec	%Rec Limits	RPD	RPD Limit
Antimony	<0.0025		0.100	0.0893		mg/L		89	75 - 125	3	20
Arsenic	<0.0013		0.100	0.107		mg/L		107	75 - 125	1	20
Barium	0.035		0.100	0.128		mg/L		94	75 - 125	1	20
Beryllium	<0.00015		0.100	0.103		mg/L		103	75 - 125	2	20
Cadmium	<0.00024		0.100	0.0930		mg/L		93	75 - 125	1	20
Chromium	<0.0037		0.100	0.103		mg/L		103	75 - 125	2	20
Cobalt	0.0028		0.100	0.105		mg/L		102	75 - 125	1	20
Lead	<0.00086		0.100	0.0946		mg/L		95	75 - 125	3	20
Molybdenum	0.0020		0.100	0.102		mg/L		100	75 - 125	1	20
Selenium	<0.0023		0.100	0.108		mg/L		108	75 - 125	2	20
Thallium	<0.00019		0.100	0.0947		mg/L		95	75 - 125	3	20

Lab Sample ID: MB 705-76395/1-A
Matrix: Water
Analysis Batch: 76778

Client Sample ID: Method Blank
Prep Type: Total Recoverable
Prep Batch: 76395

Analyte	MB Result	MB Qualifier	RL	MDL	Unit	D	Prepared	Analyzed	Dil Fac
Antimony	<0.0025		0.0050	0.0025	mg/L		08/21/25 10:30	08/21/25 19:58	1
Arsenic	<0.0013		0.0050	0.0013	mg/L		08/21/25 10:30	08/21/25 19:58	1
Barium	<0.00041		0.010	0.00041	mg/L		08/21/25 10:30	08/21/25 19:58	1
Beryllium	<0.00015		0.0010	0.00015	mg/L		08/21/25 10:30	08/21/25 19:58	1
Cadmium	<0.00024		0.00070	0.00024	mg/L		08/21/25 10:30	08/21/25 19:58	1
Chromium	<0.0037		0.0050	0.0037	mg/L		08/21/25 10:30	08/21/25 19:58	1
Cobalt	<0.00041		0.0050	0.00041	mg/L		08/21/25 10:30	08/21/25 19:58	1
Lead	<0.00086		0.0010	0.00086	mg/L		08/21/25 10:30	08/21/25 19:58	1
Molybdenum	<0.00069		0.0050	0.00069	mg/L		08/21/25 10:30	08/21/25 19:58	1
Selenium	<0.0023		0.0050	0.0023	mg/L		08/21/25 10:30	08/21/25 19:58	1
Thallium	<0.00019		0.0010	0.00019	mg/L		08/21/25 10:30	08/21/25 19:58	1

Lab Sample ID: LCS 705-76395/2-A
Matrix: Water
Analysis Batch: 76778

Client Sample ID: Lab Control Sample
Prep Type: Total Recoverable
Prep Batch: 76395

Analyte	Spike Added	LCS Result	LCS Qualifier	Unit	D	%Rec	%Rec Limits
Antimony	0.100	0.0942		mg/L		94	80 - 120
Arsenic	0.100	0.0988		mg/L		99	80 - 120
Barium	0.100	0.0975		mg/L		98	80 - 120
Beryllium	0.100	0.0965		mg/L		96	80 - 120

Method: 6020B - Metals (ICP/MS) (Continued)

Lab Sample ID: LCS 705-76395/2-A
Matrix: Water
Analysis Batch: 76778

Client Sample ID: Lab Control Sample
Prep Type: Total Recoverable
Prep Batch: 76395

Analyte			Spike Added	LCS Result	LCS Qualifier	Unit	D	%Rec	%Rec Limits		
Cadmium			0.100	0.0932		mg/L		93	80 - 120		
Chromium			0.100	0.0999		mg/L		100	80 - 120		
Cobalt			0.100	0.0986		mg/L		99	80 - 120		
Lead			0.100	0.0967		mg/L		97	80 - 120		
Molybdenum			0.100	0.0965		mg/L		97	80 - 120		
Selenium			0.100	0.0992		mg/L		99	80 - 120		
Thallium			0.100	0.0976		mg/L		98	80 - 120		

Lab Sample ID: 705-40192-C-16-B MS
Matrix: Water
Analysis Batch: 76778

Client Sample ID: Matrix Spike
Prep Type: Total Recoverable
Prep Batch: 76395

Analyte	Sample Result	Sample Qualifier	Spike Added	MS Result	MS Qualifier	Unit	D	%Rec	%Rec Limits		
Antimony	<0.0025		0.100	0.0915		mg/L		92	75 - 125		
Arsenic	<0.0013		0.100	0.101		mg/L		101	75 - 125		
Barium	0.039		0.100	0.133		mg/L		94	75 - 125		
Beryllium	<0.00015		0.100	0.0957		mg/L		96	75 - 125		
Cadmium	<0.00024		0.100	0.0915		mg/L		92	75 - 125		
Chromium	<0.0037		0.100	0.101		mg/L		101	75 - 125		
Cobalt	<0.00041		0.100	0.102		mg/L		102	75 - 125		
Lead	<0.00086		0.100	0.0951		mg/L		95	75 - 125		
Molybdenum	<0.00069		0.100	0.0976		mg/L		98	75 - 125		
Selenium	<0.0023		0.100	0.0985		mg/L		99	75 - 125		
Thallium	<0.00019		0.100	0.0963		mg/L		96	75 - 125		

Lab Sample ID: 705-40192-C-16-C MSD
Matrix: Water
Analysis Batch: 76778

Client Sample ID: Matrix Spike Duplicate
Prep Type: Total Recoverable
Prep Batch: 76395

Analyte	Sample Result	Sample Qualifier	Spike Added	MSD Result	MSD Qualifier	Unit	D	%Rec	%Rec Limits	RPD	RPD Limit
Antimony	<0.0025		0.100	0.0933		mg/L		93	75 - 125	2	20
Arsenic	<0.0013		0.100	0.0948		mg/L		95	75 - 125	6	20
Barium	0.039		0.100	0.132		mg/L		93	75 - 125	1	20
Beryllium	<0.00015		0.100	0.0949		mg/L		95	75 - 125	1	20
Cadmium	<0.00024		0.100	0.0924		mg/L		92	75 - 125	1	20
Chromium	<0.0037		0.100	0.0976		mg/L		98	75 - 125	4	20
Cobalt	<0.00041		0.100	0.0952		mg/L		95	75 - 125	7	20
Lead	<0.00086		0.100	0.0954		mg/L		95	75 - 125	0	20
Molybdenum	<0.00069		0.100	0.0976		mg/L		98	75 - 125	0	20
Selenium	<0.0023		0.100	0.0986		mg/L		99	75 - 125	0	20
Thallium	<0.00019		0.100	0.0961		mg/L		96	75 - 125	0	20

Method: 7470A - Mercury (CVAA)

Lab Sample ID: MB 705-76079/1-A
Matrix: Water
Analysis Batch: 76351

Client Sample ID: Method Blank
Prep Type: Total/NA
Prep Batch: 76079

Analyte	MB Result	MB Qualifier	RL	MDL	Unit	D	Prepared	Analyzed	Dil Fac
Mercury	<0.00017		0.00020	0.00017	mg/L		08/20/25 09:21	08/20/25 16:39	1

Method: 7470A - Mercury (CVAA)

Lab Sample ID: LCS 705-76079/2-A
Matrix: Water
Analysis Batch: 76351

Client Sample ID: Lab Control Sample
Prep Type: Total/NA
Prep Batch: 76079

Analyte			Spike Added	LCS Result	LCS Qualifier	Unit	D	%Rec	%Rec Limits		
Mercury			0.00400	0.00379		mg/L		95	80 - 120		

Lab Sample ID: 400-280323-G-2-F MS
Matrix: Water
Analysis Batch: 76351

Client Sample ID: Matrix Spike
Prep Type: Total/NA
Prep Batch: 76079

Analyte	Sample Result	Sample Qualifier	Spike Added	MS Result	MS Qualifier	Unit	D	%Rec	%Rec Limits		
Mercury	<0.00017		0.00400	0.00385		mg/L		96	75 - 125		

Lab Sample ID: 400-280323-G-2-G MSD
Matrix: Water
Analysis Batch: 76351

Client Sample ID: Matrix Spike Duplicate
Prep Type: Total/NA
Prep Batch: 76079

Analyte	Sample Result	Sample Qualifier	Spike Added	MSD Result	MSD Qualifier	Unit	D	%Rec	%Rec Limits	RPD	RPD Limit
Mercury	<0.00017		0.00400	0.00385		mg/L		96	75 - 125	0	20

Lab Sample ID: MB 705-76261/1-A
Matrix: Water
Analysis Batch: 76659

Client Sample ID: Method Blank
Prep Type: Total/NA
Prep Batch: 76261

Analyte	MB Result	MB Qualifier	RL	MDL	Unit	D	Prepared	Analyzed	Dil Fac
Mercury	0.000431		0.00020	0.00017	mg/L		08/20/25 16:07	08/20/25 19:41	1

Lab Sample ID: LCS 705-76261/2-A
Matrix: Water
Analysis Batch: 76659

Client Sample ID: Lab Control Sample
Prep Type: Total/NA
Prep Batch: 76261

Analyte			Spike Added	LCS Result	LCS Qualifier	Unit	D	%Rec	%Rec Limits		
Mercury			0.00400	0.00374		mg/L		93	80 - 120		

Lab Sample ID: 705-39776-A-1-F MS
Matrix: Water
Analysis Batch: 76659

Client Sample ID: Matrix Spike
Prep Type: Total/NA
Prep Batch: 76261

Analyte	Sample Result	Sample Qualifier	Spike Added	MS Result	MS Qualifier	Unit	D	%Rec	%Rec Limits		
Mercury	0.00024	B	0.00400	0.00386		mg/L		91	75 - 125		

Lab Sample ID: 705-39776-A-1-G MSD
Matrix: Water
Analysis Batch: 76659

Client Sample ID: Matrix Spike Duplicate
Prep Type: Total/NA
Prep Batch: 76261

Analyte	Sample Result	Sample Qualifier	Spike Added	MSD Result	MSD Qualifier	Unit	D	%Rec	%Rec Limits	RPD	RPD Limit
Mercury	0.00024	B	0.00400	0.00360		mg/L		84	75 - 125	7	20

Lab Sample ID: MB 705-76821/1-A
Matrix: Water
Analysis Batch: 76887

Client Sample ID: Method Blank
Prep Type: Total/NA
Prep Batch: 76821

Analyte	MB Result	MB Qualifier	RL	MDL	Unit	D	Prepared	Analyzed	Dil Fac
Mercury	<0.00017		0.00020	0.00017	mg/L		08/22/25 09:26	08/22/25 12:44	1

Method: 7470A - Mercury (CVAA)

Lab Sample ID: LCS 705-76821/2-A
Matrix: Water
Analysis Batch: 76887

Client Sample ID: Lab Control Sample
Prep Type: Total/NA
Prep Batch: 76821

Analyte			Spike Added	LCS Result	LCS Qualifier	Unit	D	%Rec	%Rec Limits		
Mercury			0.00400	0.00384		mg/L		96	80 - 120		

Lab Sample ID: 705-39467-E-8-E MS
Matrix: Water
Analysis Batch: 76887

Client Sample ID: Matrix Spike
Prep Type: Total/NA
Prep Batch: 76821

Analyte	Sample Result	Sample Qualifier	Spike Added	MS Result	MS Qualifier	Unit	D	%Rec	%Rec Limits		
Mercury	0.0024		0.00400	0.00605		mg/L		92	75 - 125		

Lab Sample ID: 705-39467-E-8-F MSD
Matrix: Water
Analysis Batch: 76887

Client Sample ID: Matrix Spike Duplicate
Prep Type: Total/NA
Prep Batch: 76821

Analyte	Sample Result	Sample Qualifier	Spike Added	MSD Result	MSD Qualifier	Unit	D	%Rec	%Rec Limits	RPD	RPD Limit
Mercury	0.0024		0.00400	0.00643		mg/L		101	75 - 125	6	20

Method: 2540C - 2015 - Total Dissolved Solids (Dried at 180 °C)

Lab Sample ID: MB 705-73924/1
Matrix: Water
Analysis Batch: 73924

Client Sample ID: Method Blank
Prep Type: Total/NA

Analyte	MB Result	MB Qualifier	RL	MDL	Unit	D	Prepared	Analyzed	Dil Fac
Total Dissolved Solids	<10		10	10	mg/L			08/11/25 15:45	1

Lab Sample ID: LCS 705-73924/2
Matrix: Water
Analysis Batch: 73924

Client Sample ID: Lab Control Sample
Prep Type: Total/NA

Analyte			Spike Added	LCS Result	LCS Qualifier	Unit	D	%Rec	%Rec Limits		
Total Dissolved Solids			996	1020		mg/L		102	80 - 120		

Lab Sample ID: 705-38921-M-1 DU
Matrix: Water
Analysis Batch: 73924

Client Sample ID: Duplicate
Prep Type: Total/NA

Analyte	Sample Result	Sample Qualifier	DU Result	DU Qualifier	Unit	D	RPD	RPD Limit
Total Dissolved Solids	1700		1770		mg/L		2	10

Lab Sample ID: MB 705-74274/1
Matrix: Water
Analysis Batch: 74274

Client Sample ID: Method Blank
Prep Type: Total/NA

Analyte	MB Result	MB Qualifier	RL	MDL	Unit	D	Prepared	Analyzed	Dil Fac
Total Dissolved Solids	<10		10	10	mg/L			08/12/25 15:45	1

Method: 2540C - 2015 - Total Dissolved Solids (Dried at 180 °C) (Continued)

Lab Sample ID: LCS 705-74274/2
Matrix: Water
Analysis Batch: 74274

Client Sample ID: Lab Control Sample
Prep Type: Total/NA

Analyte			Spike Added	LCS Result	LCS Qualifier	Unit	D	%Rec	%Rec Limits		
Total Dissolved Solids			996	1020		mg/L		102	80 - 120		

Lab Sample ID: 705-39226-A-1 DU
Matrix: Water
Analysis Batch: 74274

Client Sample ID: Duplicate
Prep Type: Total/NA

Analyte	Sample Result	Sample Qualifier		DU Result	DU Qualifier	Unit	D			RPD	RPD Limit
Total Dissolved Solids	1500			1580		mg/L				5	10

HPLC/IC

Analysis Batch: 74889

Lab Sample ID	Client Sample ID	Prep Type	Matrix	Method	Prep Batch
680-266181-1	MCI-MGWA-10	Total/NA	Water	300.0	
680-266181-2	MCI-MGWA-5	Total/NA	Water	300.0	
680-266181-3	MCI-MGWA-11	Total/NA	Water	300.0	
680-266181-4	MCI-MGWA-6A	Total/NA	Water	300.0	
680-266181-5	MCI-MGWC-19	Total/NA	Water	300.0	
680-266181-6	MCI-MGWA-6	Total/NA	Water	300.0	
MB 705-74889/160	Method Blank	Total/NA	Water	300.0	
LCS 705-74889/161	Lab Control Sample	Total/NA	Water	300.0	
680-266165-C-10 MS	Matrix Spike	Total/NA	Water	300.0	
680-266165-C-10 MSD	Matrix Spike Duplicate	Total/NA	Water	300.0	

Analysis Batch: 75183

Lab Sample ID	Client Sample ID	Prep Type	Matrix	Method	Prep Batch
680-266181-5	MCI-MGWC-19	Total/NA	Water	300.0	
680-266181-7	MCI-MGWC-1	Total/NA	Water	300.0	
680-266181-7	MCI-MGWC-1	Total/NA	Water	300.0	
680-266181-8	MCI-AP1-FB-01	Total/NA	Water	300.0	
680-266181-9	MCI-AP1-FD-01	Total/NA	Water	300.0	
680-266181-9	MCI-AP1-FD-01	Total/NA	Water	300.0	
680-266181-10	MCI-MGWC-20	Total/NA	Water	300.0	
680-266181-10	MCI-MGWC-20	Total/NA	Water	300.0	
680-266200-1	MCI-MGWC-8	Total/NA	Water	300.0	
680-266200-2	MCI-AP1-EB-03	Total/NA	Water	300.0	
680-266200-3	MCI-MGWC-3	Total/NA	Water	300.0	
680-266200-4	MCI-MGWC-12	Total/NA	Water	300.0	
680-266200-5	MCI-AP1-FB-02	Total/NA	Water	300.0	
680-266200-6	MCI-MGWC-2	Total/NA	Water	300.0	
680-266200-7	MCI-MGWC-7	Total/NA	Water	300.0	
680-266200-8	MCI-AP1-FD-02	Total/NA	Water	300.0	
680-266200-9	MCI-AP1-EB-04	Total/NA	Water	300.0	
MB 705-75183/1002	Method Blank	Total/NA	Water	300.0	
MB 705-75183/174	Method Blank	Total/NA	Water	300.0	
LCS 705-75183/1001	Lab Control Sample	Total/NA	Water	300.0	
LCS 705-75183/175	Lab Control Sample	Total/NA	Water	300.0	
705-39994-D-2 MS	Matrix Spike	Total/NA	Water	300.0	
705-39994-D-2 MSD	Matrix Spike Duplicate	Total/NA	Water	300.0	
705-40022-A-2 MS	Matrix Spike	Total/NA	Water	300.0	
705-40022-A-2 MSD	Matrix Spike Duplicate	Total/NA	Water	300.0	

Analysis Batch: 75380

Lab Sample ID	Client Sample ID	Prep Type	Matrix	Method	Prep Batch
680-266200-1	MCI-MGWC-8	Total/NA	Water	300.0	
680-266200-6	MCI-MGWC-2	Total/NA	Water	300.0	
680-266200-7	MCI-MGWC-7	Total/NA	Water	300.0	
MB 705-75380/3	Method Blank	Total/NA	Water	300.0	
LCS 705-75380/4	Lab Control Sample	Total/NA	Water	300.0	
705-40158-B-1 MS	Matrix Spike	Total/NA	Water	300.0	
705-40158-B-1 MSD	Matrix Spike Duplicate	Total/NA	Water	300.0	

Metals

Prep Batch: 75551

Lab Sample ID	Client Sample ID	Prep Type	Matrix	Method	Prep Batch
680-266181-1	MCI-MGWA-10	Total Recoverable	Water	3005A	
680-266181-2	MCI-MGWA-5	Total Recoverable	Water	3005A	
680-266181-3	MCI-MGWA-11	Total Recoverable	Water	3005A	
680-266181-4	MCI-MGWA-6A	Total Recoverable	Water	3005A	
680-266181-5	MCI-MGWC-19	Total Recoverable	Water	3005A	
680-266181-6	MCI-MGWA-6	Total Recoverable	Water	3005A	
680-266181-7	MCI-MGWC-1	Total Recoverable	Water	3005A	
680-266181-8	MCI-AP1-FB-01	Total Recoverable	Water	3005A	
680-266181-9	MCI-AP1-FD-01	Total Recoverable	Water	3005A	
680-266181-10	MCI-MGWC-20	Total Recoverable	Water	3005A	
MB 705-75551/1-A	Method Blank	Total Recoverable	Water	3005A	
LCS 705-75551/2-A	Lab Control Sample	Total Recoverable	Water	3005A	
705-38619-B-2-E MS	Matrix Spike	Total Recoverable	Water	3005A	
705-38619-B-2-F MSD	Matrix Spike Duplicate	Total Recoverable	Water	3005A	

Prep Batch: 75763

Lab Sample ID	Client Sample ID	Prep Type	Matrix	Method	Prep Batch
680-266181-1	MCI-MGWA-10	Total/NA	Water	3010A	
680-266181-2	MCI-MGWA-5	Total/NA	Water	3010A	
680-266181-3	MCI-MGWA-11	Total/NA	Water	3010A	
680-266181-4	MCI-MGWA-6A	Total/NA	Water	3010A	
680-266181-5	MCI-MGWC-19	Total/NA	Water	3010A	
680-266181-6	MCI-MGWA-6	Total/NA	Water	3010A	
680-266181-7	MCI-MGWC-1	Total/NA	Water	3010A	
680-266181-8	MCI-AP1-FB-01	Total/NA	Water	3010A	
680-266181-9	MCI-AP1-FD-01	Total/NA	Water	3010A	
680-266181-10	MCI-MGWC-20	Total/NA	Water	3010A	
MB 705-75763/1-A	Method Blank	Total/NA	Water	3010A	
LCS 705-75763/2-A	Lab Control Sample	Total/NA	Water	3010A	
680-266181-1 MS	MCI-MGWA-10	Total/NA	Water	3010A	
680-266181-1 MSD	MCI-MGWA-10	Total/NA	Water	3010A	

Analysis Batch: 75974

Lab Sample ID	Client Sample ID	Prep Type	Matrix	Method	Prep Batch
680-266181-1	MCI-MGWA-10	Total/NA	Water	6010D	75763
680-266181-2	MCI-MGWA-5	Total/NA	Water	6010D	75763
680-266181-3	MCI-MGWA-11	Total/NA	Water	6010D	75763
680-266181-4	MCI-MGWA-6A	Total/NA	Water	6010D	75763
680-266181-5	MCI-MGWC-19	Total/NA	Water	6010D	75763
680-266181-6	MCI-MGWA-6	Total/NA	Water	6010D	75763
680-266181-7	MCI-MGWC-1	Total/NA	Water	6010D	75763
680-266181-8	MCI-AP1-FB-01	Total/NA	Water	6010D	75763
680-266181-9	MCI-AP1-FD-01	Total/NA	Water	6010D	75763
680-266181-10	MCI-MGWC-20	Total/NA	Water	6010D	75763
MB 705-75763/1-A	Method Blank	Total/NA	Water	6010D	75763
LCS 705-75763/2-A	Lab Control Sample	Total/NA	Water	6010D	75763
680-266181-1 MS	MCI-MGWA-10	Total/NA	Water	6010D	75763
680-266181-1 MSD	MCI-MGWA-10	Total/NA	Water	6010D	75763

Metals

Prep Batch: 76079

Lab Sample ID	Client Sample ID	Prep Type	Matrix	Method	Prep Batch
680-266181-1	MCI-MGWA-10	Total/NA	Water	7470A	
680-266181-2	MCI-MGWA-5	Total/NA	Water	7470A	
680-266181-3	MCI-MGWA-11	Total/NA	Water	7470A	
680-266181-4	MCI-MGWA-6A	Total/NA	Water	7470A	
680-266181-5	MCI-MGWC-19	Total/NA	Water	7470A	
680-266181-6	MCI-MGWA-6	Total/NA	Water	7470A	
680-266181-7	MCI-MGWC-1	Total/NA	Water	7470A	
680-266181-8	MCI-AP1-FB-01	Total/NA	Water	7470A	
680-266181-9	MCI-AP1-FD-01	Total/NA	Water	7470A	
680-266181-10	MCI-MGWC-20	Total/NA	Water	7470A	
MB 705-76079/1-A	Method Blank	Total/NA	Water	7470A	
LCS 705-76079/2-A	Lab Control Sample	Total/NA	Water	7470A	
400-280323-G-2-F MS	Matrix Spike	Total/NA	Water	7470A	
400-280323-G-2-G MSD	Matrix Spike Duplicate	Total/NA	Water	7470A	

Analysis Batch: 76104

Lab Sample ID	Client Sample ID	Prep Type	Matrix	Method	Prep Batch
680-266181-1	MCI-MGWA-10	Total Recoverable	Water	6020B	75551
680-266181-2	MCI-MGWA-5	Total Recoverable	Water	6020B	75551
680-266181-3	MCI-MGWA-11	Total Recoverable	Water	6020B	75551
680-266181-4	MCI-MGWA-6A	Total Recoverable	Water	6020B	75551
680-266181-5	MCI-MGWC-19	Total Recoverable	Water	6020B	75551
680-266181-6	MCI-MGWA-6	Total Recoverable	Water	6020B	75551
680-266181-7	MCI-MGWC-1	Total Recoverable	Water	6020B	75551
680-266181-8	MCI-AP1-FB-01	Total Recoverable	Water	6020B	75551
680-266181-9	MCI-AP1-FD-01	Total Recoverable	Water	6020B	75551
680-266181-10	MCI-MGWC-20	Total Recoverable	Water	6020B	75551

Prep Batch: 76152

Lab Sample ID	Client Sample ID	Prep Type	Matrix	Method	Prep Batch
680-266200-1	MCI-MGWC-8	Total/NA	Water	3010A	
680-266200-2	MCI-AP1-EB-03	Total/NA	Water	3010A	
680-266200-3	MCI-MGWC-3	Total/NA	Water	3010A	
680-266200-4	MCI-MGWC-12	Total/NA	Water	3010A	
680-266200-5	MCI-AP1-FB-02	Total/NA	Water	3010A	
680-266200-6	MCI-MGWC-2	Total/NA	Water	3010A	
680-266200-7	MCI-MGWC-7	Total/NA	Water	3010A	
680-266200-8	MCI-AP1-FD-02	Total/NA	Water	3010A	
680-266200-9	MCI-AP1-EB-04	Total/NA	Water	3010A	
MB 705-76152/1-A	Method Blank	Total/NA	Water	3010A	
LCS 705-76152/2-A	Lab Control Sample	Total/NA	Water	3010A	
680-266200-1 MS	MCI-MGWC-8	Total/NA	Water	3010A	
680-266200-1 MSD	MCI-MGWC-8	Total/NA	Water	3010A	

Prep Batch: 76261

Lab Sample ID	Client Sample ID	Prep Type	Matrix	Method	Prep Batch
680-266200-2	MCI-AP1-EB-03	Total/NA	Water	7470A	
680-266200-4	MCI-MGWC-12	Total/NA	Water	7470A	
680-266200-5	MCI-AP1-FB-02	Total/NA	Water	7470A	
680-266200-7	MCI-MGWC-7	Total/NA	Water	7470A	
680-266200-8	MCI-AP1-FD-02	Total/NA	Water	7470A	

Metals (Continued)

Prep Batch: 76261 (Continued)

Lab Sample ID	Client Sample ID	Prep Type	Matrix	Method	Prep Batch
680-266200-9	MCI-AP1-EB-04	Total/NA	Water	7470A	
MB 705-76261/1-A	Method Blank	Total/NA	Water	7470A	
LCS 705-76261/2-A	Lab Control Sample	Total/NA	Water	7470A	
705-39776-A-1-F MS	Matrix Spike	Total/NA	Water	7470A	
705-39776-A-1-G MSD	Matrix Spike Duplicate	Total/NA	Water	7470A	

Analysis Batch: 76347

Lab Sample ID	Client Sample ID	Prep Type	Matrix	Method	Prep Batch
680-266200-1	MCI-MGWC-8	Total/NA	Water	6010D	76152
680-266200-2	MCI-AP1-EB-03	Total/NA	Water	6010D	76152
680-266200-3	MCI-MGWC-3	Total/NA	Water	6010D	76152
680-266200-4	MCI-MGWC-12	Total/NA	Water	6010D	76152
680-266200-5	MCI-AP1-FB-02	Total/NA	Water	6010D	76152
680-266200-6	MCI-MGWC-2	Total/NA	Water	6010D	76152
680-266200-7	MCI-MGWC-7	Total/NA	Water	6010D	76152
680-266200-8	MCI-AP1-FD-02	Total/NA	Water	6010D	76152
680-266200-9	MCI-AP1-EB-04	Total/NA	Water	6010D	76152
MB 705-76152/1-A	Method Blank	Total/NA	Water	6010D	76152
LCS 705-76152/2-A	Lab Control Sample	Total/NA	Water	6010D	76152
680-266200-1 MS	MCI-MGWC-8	Total/NA	Water	6010D	76152
680-266200-1 MSD	MCI-MGWC-8	Total/NA	Water	6010D	76152

Analysis Batch: 76351

Lab Sample ID	Client Sample ID	Prep Type	Matrix	Method	Prep Batch
680-266181-1	MCI-MGWA-10	Total/NA	Water	7470A	76079
680-266181-2	MCI-MGWA-5	Total/NA	Water	7470A	76079
680-266181-3	MCI-MGWA-11	Total/NA	Water	7470A	76079
680-266181-4	MCI-MGWA-6A	Total/NA	Water	7470A	76079
680-266181-5	MCI-MGWC-19	Total/NA	Water	7470A	76079
680-266181-6	MCI-MGWA-6	Total/NA	Water	7470A	76079
680-266181-7	MCI-MGWC-1	Total/NA	Water	7470A	76079
680-266181-8	MCI-AP1-FB-01	Total/NA	Water	7470A	76079
680-266181-9	MCI-AP1-FD-01	Total/NA	Water	7470A	76079
680-266181-10	MCI-MGWC-20	Total/NA	Water	7470A	76079
MB 705-76079/1-A	Method Blank	Total/NA	Water	7470A	76079
LCS 705-76079/2-A	Lab Control Sample	Total/NA	Water	7470A	76079
400-280323-G-2-F MS	Matrix Spike	Total/NA	Water	7470A	76079
400-280323-G-2-G MSD	Matrix Spike Duplicate	Total/NA	Water	7470A	76079

Prep Batch: 76395

Lab Sample ID	Client Sample ID	Prep Type	Matrix	Method	Prep Batch
680-266200-1	MCI-MGWC-8	Total Recoverable	Water	3005A	
680-266200-2	MCI-AP1-EB-03	Total Recoverable	Water	3005A	
680-266200-3	MCI-MGWC-3	Total Recoverable	Water	3005A	
680-266200-4	MCI-MGWC-12	Total Recoverable	Water	3005A	
680-266200-5	MCI-AP1-FB-02	Total Recoverable	Water	3005A	
680-266200-6	MCI-MGWC-2	Total Recoverable	Water	3005A	
680-266200-7	MCI-MGWC-7	Total Recoverable	Water	3005A	
680-266200-8	MCI-AP1-FD-02	Total Recoverable	Water	3005A	
680-266200-9	MCI-AP1-EB-04	Total Recoverable	Water	3005A	
MB 705-76395/1-A	Method Blank	Total Recoverable	Water	3005A	

Metals (Continued)

Prep Batch: 76395 (Continued)

Lab Sample ID	Client Sample ID	Prep Type	Matrix	Method	Prep Batch
LCS 705-76395/2-A	Lab Control Sample	Total Recoverable	Water	3005A	
705-40192-C-16-B MS	Matrix Spike	Total Recoverable	Water	3005A	
705-40192-C-16-C MSD	Matrix Spike Duplicate	Total Recoverable	Water	3005A	

Analysis Batch: 76496

Lab Sample ID	Client Sample ID	Prep Type	Matrix	Method	Prep Batch
MB 705-75551/1-A	Method Blank	Total Recoverable	Water	6020B	75551
LCS 705-75551/2-A	Lab Control Sample	Total Recoverable	Water	6020B	75551
705-38619-B-2-E MS	Matrix Spike	Total Recoverable	Water	6020B	75551
705-38619-B-2-F MSD	Matrix Spike Duplicate	Total Recoverable	Water	6020B	75551

Analysis Batch: 76566

Lab Sample ID	Client Sample ID	Prep Type	Matrix	Method	Prep Batch
680-266181-1	MCI-MGWA-10	Total/NA	Water	6010D	75763
680-266181-2	MCI-MGWA-5	Total/NA	Water	6010D	75763
680-266181-4	MCI-MGWA-6A	Total/NA	Water	6010D	75763
680-266181-5	MCI-MGWC-19	Total/NA	Water	6010D	75763
680-266181-6	MCI-MGWA-6	Total/NA	Water	6010D	75763
680-266181-7	MCI-MGWC-1	Total/NA	Water	6010D	75763
680-266181-8	MCI-AP1-FB-01	Total/NA	Water	6010D	75763
680-266181-9	MCI-AP1-FD-01	Total/NA	Water	6010D	75763
680-266181-10	MCI-MGWC-20	Total/NA	Water	6010D	75763
MB 705-75763/1-A	Method Blank	Total/NA	Water	6010D	75763
LCS 705-75763/2-A	Lab Control Sample	Total/NA	Water	6010D	75763
680-266181-1 MS	MCI-MGWA-10	Total/NA	Water	6010D	75763
680-266181-1 MSD	MCI-MGWA-10	Total/NA	Water	6010D	75763

Analysis Batch: 76568

Lab Sample ID	Client Sample ID	Prep Type	Matrix	Method	Prep Batch
680-266200-1	MCI-MGWC-8	Total/NA	Water	6010D	76152
680-266200-2	MCI-AP1-EB-03	Total/NA	Water	6010D	76152
680-266200-3	MCI-MGWC-3	Total/NA	Water	6010D	76152
680-266200-4	MCI-MGWC-12	Total/NA	Water	6010D	76152
680-266200-5	MCI-AP1-FB-02	Total/NA	Water	6010D	76152
680-266200-6	MCI-MGWC-2	Total/NA	Water	6010D	76152
680-266200-7	MCI-MGWC-7	Total/NA	Water	6010D	76152
680-266200-8	MCI-AP1-FD-02	Total/NA	Water	6010D	76152
680-266200-9	MCI-AP1-EB-04	Total/NA	Water	6010D	76152
MB 705-76152/1-A	Method Blank	Total/NA	Water	6010D	76152
LCS 705-76152/2-A	Lab Control Sample	Total/NA	Water	6010D	76152
680-266200-1 MS	MCI-MGWC-8	Total/NA	Water	6010D	76152
680-266200-1 MSD	MCI-MGWC-8	Total/NA	Water	6010D	76152

Analysis Batch: 76659

Lab Sample ID	Client Sample ID	Prep Type	Matrix	Method	Prep Batch
680-266200-2	MCI-AP1-EB-03	Total/NA	Water	7470A	76261
680-266200-4	MCI-MGWC-12	Total/NA	Water	7470A	76261
680-266200-5	MCI-AP1-FB-02	Total/NA	Water	7470A	76261
680-266200-7	MCI-MGWC-7	Total/NA	Water	7470A	76261
680-266200-8	MCI-AP1-FD-02	Total/NA	Water	7470A	76261
680-266200-9	MCI-AP1-EB-04	Total/NA	Water	7470A	76261

Metals (Continued)

Analysis Batch: 76659 (Continued)

Lab Sample ID	Client Sample ID	Prep Type	Matrix	Method	Prep Batch
MB 705-76261/1-A	Method Blank	Total/NA	Water	7470A	76261
LCS 705-76261/2-A	Lab Control Sample	Total/NA	Water	7470A	76261
705-39776-A-1-F MS	Matrix Spike	Total/NA	Water	7470A	76261
705-39776-A-1-G MSD	Matrix Spike Duplicate	Total/NA	Water	7470A	76261

Analysis Batch: 76722

Lab Sample ID	Client Sample ID	Prep Type	Matrix	Method	Prep Batch
680-266181-3	MCI-MGWA-11	Total/NA	Water	6010D	75763
LCS 705-75763/2-A	Lab Control Sample	Total/NA	Water	6010D	75763

Analysis Batch: 76778

Lab Sample ID	Client Sample ID	Prep Type	Matrix	Method	Prep Batch
680-266200-1	MCI-MGWC-8	Total Recoverable	Water	6020B	76395
680-266200-2	MCI-AP1-EB-03	Total Recoverable	Water	6020B	76395
680-266200-3	MCI-MGWC-3	Total Recoverable	Water	6020B	76395
680-266200-4	MCI-MGWC-12	Total Recoverable	Water	6020B	76395
680-266200-5	MCI-AP1-FB-02	Total Recoverable	Water	6020B	76395
680-266200-6	MCI-MGWC-2	Total Recoverable	Water	6020B	76395
680-266200-7	MCI-MGWC-7	Total Recoverable	Water	6020B	76395
680-266200-8	MCI-AP1-FD-02	Total Recoverable	Water	6020B	76395
680-266200-9	MCI-AP1-EB-04	Total Recoverable	Water	6020B	76395
MB 705-76395/1-A	Method Blank	Total Recoverable	Water	6020B	76395
LCS 705-76395/2-A	Lab Control Sample	Total Recoverable	Water	6020B	76395
705-40192-C-16-B MS	Matrix Spike	Total Recoverable	Water	6020B	76395
705-40192-C-16-C MSD	Matrix Spike Duplicate	Total Recoverable	Water	6020B	76395

Prep Batch: 76821

Lab Sample ID	Client Sample ID	Prep Type	Matrix	Method	Prep Batch
680-266200-1	MCI-MGWC-8	Total/NA	Water	7470A	
680-266200-3	MCI-MGWC-3	Total/NA	Water	7470A	
680-266200-6	MCI-MGWC-2	Total/NA	Water	7470A	
MB 705-76821/1-A	Method Blank	Total/NA	Water	7470A	
LCS 705-76821/2-A	Lab Control Sample	Total/NA	Water	7470A	
705-39467-E-8-E MS	Matrix Spike	Total/NA	Water	7470A	
705-39467-E-8-F MSD	Matrix Spike Duplicate	Total/NA	Water	7470A	

Analysis Batch: 76887

Lab Sample ID	Client Sample ID	Prep Type	Matrix	Method	Prep Batch
680-266200-1	MCI-MGWC-8	Total/NA	Water	7470A	76821
680-266200-3	MCI-MGWC-3	Total/NA	Water	7470A	76821
680-266200-6	MCI-MGWC-2	Total/NA	Water	7470A	76821
MB 705-76821/1-A	Method Blank	Total/NA	Water	7470A	76821
LCS 705-76821/2-A	Lab Control Sample	Total/NA	Water	7470A	76821
705-39467-E-8-E MS	Matrix Spike	Total/NA	Water	7470A	76821
705-39467-E-8-F MSD	Matrix Spike Duplicate	Total/NA	Water	7470A	76821

General Chemistry

Analysis Batch: 73924

Lab Sample ID	Client Sample ID	Prep Type	Matrix	Method	Prep Batch
680-266181-1	MCI-MGWA-10	Total/NA	Water	2540C - 2015	

General Chemistry (Continued)

Analysis Batch: 73924 (Continued)

Lab Sample ID	Client Sample ID	Prep Type	Matrix	Method	Prep Batch
680-266181-2	MCI-MGWA-5	Total/NA	Water	2540C - 2015	
680-266181-3	MCI-MGWA-11	Total/NA	Water	2540C - 2015	
680-266181-4	MCI-MGWA-6A	Total/NA	Water	2540C - 2015	
680-266181-5	MCI-MGWC-19	Total/NA	Water	2540C - 2015	
680-266181-6	MCI-MGWA-6	Total/NA	Water	2540C - 2015	
680-266181-7	MCI-MGWC-1	Total/NA	Water	2540C - 2015	
680-266181-8	MCI-AP1-FB-01	Total/NA	Water	2540C - 2015	
680-266181-9	MCI-AP1-FD-01	Total/NA	Water	2540C - 2015	
680-266181-10	MCI-MGWC-20	Total/NA	Water	2540C - 2015	
MB 705-73924/1	Method Blank	Total/NA	Water	2540C - 2015	
LCS 705-73924/2	Lab Control Sample	Total/NA	Water	2540C - 2015	
705-38921-M-1 DU	Duplicate	Total/NA	Water	2540C - 2015	

Analysis Batch: 74274

Lab Sample ID	Client Sample ID	Prep Type	Matrix	Method	Prep Batch
680-266200-1	MCI-MGWC-8	Total/NA	Water	2540C - 2015	
680-266200-2	MCI-AP1-EB-03	Total/NA	Water	2540C - 2015	
680-266200-3	MCI-MGWC-3	Total/NA	Water	2540C - 2015	
680-266200-4	MCI-MGWC-12	Total/NA	Water	2540C - 2015	
680-266200-5	MCI-AP1-FB-02	Total/NA	Water	2540C - 2015	
680-266200-6	MCI-MGWC-2	Total/NA	Water	2540C - 2015	
680-266200-7	MCI-MGWC-7	Total/NA	Water	2540C - 2015	
680-266200-8	MCI-AP1-FD-02	Total/NA	Water	2540C - 2015	
680-266200-9	MCI-AP1-EB-04	Total/NA	Water	2540C - 2015	
MB 705-74274/1	Method Blank	Total/NA	Water	2540C - 2015	
LCS 705-74274/2	Lab Control Sample	Total/NA	Water	2540C - 2015	
705-39226-A-1 DU	Duplicate	Total/NA	Water	2540C - 2015	

Lab Chronicle

Client: Southern Company
Project/Site: Plant McIntosh - Ash Pond 1

Job ID: 680-266181-1

Client Sample ID: MCI-MGWA-10

Lab Sample ID: 680-266181-1

Date Collected: 08/05/25 09:48

Matrix: Water

Date Received: 08/06/25 08:14

Prep Type	Batch Type	Batch Method	Run	Dil Factor	Initial Amount	Final Amount	Batch Number	Prepared or Analyzed	Analyst	Lab
Total/NA	Analysis	300.0		1			74889	08/15/25 02:57	MS	EET ATL
	Instrument ID: WC-IC-2									
Total/NA	Prep	3010A			50 mL	50 mL	75763	08/19/25 07:50	SA	EET ATL
Total/NA	Analysis	6010D		1			75974	08/19/25 12:54	DAB	EET ATL
	Instrument ID: OES 1									
Total/NA	Prep	3010A			50 mL	50 mL	75763	08/19/25 07:50	SA	EET ATL
Total/NA	Analysis	6010D		1			76566	08/21/25 11:48	DAB	EET ATL
	Instrument ID: OES 1									
Total Recoverable	Prep	3005A			50 mL	50 mL	75551	08/19/25 10:28	EF	EET ATL
Total Recoverable	Analysis	6020B		1			76104	08/19/25 23:51	IF	EET ATL
	Instrument ID: ICPMS-4									
Total/NA	Prep	7470A			5 mL	5 mL	76079	08/20/25 09:21	GR	EET ATL
Total/NA	Analysis	7470A		1			76351	08/20/25 17:02	GR	EET ATL
	Instrument ID: HG-1									
Total/NA	Analysis	2540C - 2015		1	100 mL	100 mL	73924	08/11/25 15:45	NN	EET ATL
	Instrument ID: NOEQUIP									

Client Sample ID: MCI-MGWA-5

Lab Sample ID: 680-266181-2

Date Collected: 08/05/25 10:10

Matrix: Water

Date Received: 08/06/25 08:14

Prep Type	Batch Type	Batch Method	Run	Dil Factor	Initial Amount	Final Amount	Batch Number	Prepared or Analyzed	Analyst	Lab
Total/NA	Analysis	300.0		1			74889	08/15/25 03:08	MS	EET ATL
	Instrument ID: WC-IC-2									
Total/NA	Prep	3010A			50 mL	50 mL	75763	08/19/25 07:50	SA	EET ATL
Total/NA	Analysis	6010D		1			75974	08/19/25 13:08	DAB	EET ATL
	Instrument ID: OES 1									
Total/NA	Prep	3010A			50 mL	50 mL	75763	08/19/25 07:50	SA	EET ATL
Total/NA	Analysis	6010D		1			76566	08/21/25 12:07	DAB	EET ATL
	Instrument ID: OES 1									
Total Recoverable	Prep	3005A			50 mL	50 mL	75551	08/19/25 10:28	EF	EET ATL
Total Recoverable	Analysis	6020B		1			76104	08/19/25 23:54	IF	EET ATL
	Instrument ID: ICPMS-4									
Total/NA	Prep	7470A			5 mL	5 mL	76079	08/20/25 09:21	GR	EET ATL
Total/NA	Analysis	7470A		1			76351	08/20/25 17:06	GR	EET ATL
	Instrument ID: HG-1									
Total/NA	Analysis	2540C - 2015		1	100 mL	100 mL	73924	08/11/25 15:45	NN	EET ATL
	Instrument ID: NOEQUIP									

Client Sample ID: MCI-MGWA-11

Lab Sample ID: 680-266181-3

Date Collected: 08/05/25 11:35

Matrix: Water

Date Received: 08/06/25 08:14

Prep Type	Batch Type	Batch Method	Run	Dil Factor	Initial Amount	Final Amount	Batch Number	Prepared or Analyzed	Analyst	Lab
Total/NA	Analysis	300.0		1			74889	08/15/25 03:19	MS	EET ATL
	Instrument ID: WC-IC-2									

Lab Chronicle

Client: Southern Company
Project/Site: Plant McIntosh - Ash Pond 1

Job ID: 680-266181-1

Client Sample ID: MCI-MGWA-11

Lab Sample ID: 680-266181-3

Date Collected: 08/05/25 11:35

Matrix: Water

Date Received: 08/06/25 08:14

Prep Type	Batch Type	Batch Method	Run	Dil Factor	Initial Amount	Final Amount	Batch Number	Prepared or Analyzed	Analyst	Lab
Total/NA	Prep	3010A			50 mL	50 mL	75763	08/19/25 07:50	SA	EET ATL
Total/NA	Analysis	6010D		1			75974	08/19/25 13:16	DAB	EET ATL
	Instrument ID: OES 1									
Total/NA	Prep	3010A			50 mL	50 mL	75763	08/19/25 07:50	SA	EET ATL
Total/NA	Analysis	6010D		1			76722	08/22/25 08:54	DS	EET ATL
	Instrument ID: OES 1									
Total Recoverable	Prep	3005A			50 mL	50 mL	75551	08/19/25 10:28	EF	EET ATL
Total Recoverable	Analysis	6020B		1			76104	08/19/25 23:56	IF	EET ATL
	Instrument ID: ICPMS-4									
Total/NA	Prep	7470A			5 mL	5 mL	76079	08/20/25 09:21	GR	EET ATL
Total/NA	Analysis	7470A		1			76351	08/20/25 17:10	GR	EET ATL
	Instrument ID: HG-1									
Total/NA	Analysis	2540C - 2015		1	100 mL	100 mL	73924	08/11/25 15:45	NN	EET ATL
	Instrument ID: NOEQUIP									

Client Sample ID: MCI-MGWA-6A

Lab Sample ID: 680-266181-4

Date Collected: 08/05/25 11:55

Matrix: Water

Date Received: 08/06/25 08:14

Prep Type	Batch Type	Batch Method	Run	Dil Factor	Initial Amount	Final Amount	Batch Number	Prepared or Analyzed	Analyst	Lab
Total/NA	Analysis	300.0		1			74889	08/15/25 03:31	MS	EET ATL
	Instrument ID: WC-IC-2									
Total/NA	Prep	3010A			50 mL	50 mL	75763	08/19/25 07:50	SA	EET ATL
Total/NA	Analysis	6010D		1			75974	08/19/25 13:19	DAB	EET ATL
	Instrument ID: OES 1									
Total/NA	Prep	3010A			50 mL	50 mL	75763	08/19/25 07:50	SA	EET ATL
Total/NA	Analysis	6010D		1			76566	08/21/25 12:13	DAB	EET ATL
	Instrument ID: OES 1									
Total Recoverable	Prep	3005A			50 mL	50 mL	75551	08/19/25 10:28	EF	EET ATL
Total Recoverable	Analysis	6020B		1			76104	08/19/25 23:59	IF	EET ATL
	Instrument ID: ICPMS-4									
Total/NA	Prep	7470A			5 mL	5 mL	76079	08/20/25 09:21	GR	EET ATL
Total/NA	Analysis	7470A		1			76351	08/20/25 17:14	GR	EET ATL
	Instrument ID: HG-1									
Total/NA	Analysis	2540C - 2015		1	100 mL	100 mL	73924	08/11/25 15:45	NN	EET ATL
	Instrument ID: NOEQUIP									

Client Sample ID: MCI-MGWC-19

Lab Sample ID: 680-266181-5

Date Collected: 08/05/25 13:41

Matrix: Water

Date Received: 08/06/25 08:14

Prep Type	Batch Type	Batch Method	Run	Dil Factor	Initial Amount	Final Amount	Batch Number	Prepared or Analyzed	Analyst	Lab
Total/NA	Analysis	300.0		1			74889	08/15/25 03:42	MS	EET ATL
	Instrument ID: WC-IC-2									
Total/NA	Analysis	300.0		10			75183	08/15/25 14:44	MS	EET ATL
	Instrument ID: WC-IC-2									

Client Sample ID: MCI-MGWC-19

Lab Sample ID: 680-266181-5

Date Collected: 08/05/25 13:41

Matrix: Water

Date Received: 08/06/25 08:14

Prep Type	Batch Type	Batch Method	Run	Dil Factor	Initial Amount	Final Amount	Batch Number	Prepared or Analyzed	Analyst	Lab
Total/NA	Prep	3010A			50 mL	50 mL	75763	08/19/25 07:50	SA	EET ATL
Total/NA	Analysis	6010D		1			75974	08/19/25 13:22	DAB	EET ATL
	Instrument ID: OES 1									
Total/NA	Prep	3010A			50 mL	50 mL	75763	08/19/25 07:50	SA	EET ATL
Total/NA	Analysis	6010D		1			76566	08/21/25 12:16	DAB	EET ATL
	Instrument ID: OES 1									
Total Recoverable	Prep	3005A			50 mL	50 mL	75551	08/19/25 10:28	EF	EET ATL
Total Recoverable	Analysis	6020B		1			76104	08/20/25 00:02	IF	EET ATL
	Instrument ID: ICPMS-4									
Total/NA	Prep	7470A			5 mL	5 mL	76079	08/20/25 09:21	GR	EET ATL
Total/NA	Analysis	7470A		1			76351	08/20/25 17:29	GR	EET ATL
	Instrument ID: HG-1									
Total/NA	Analysis	2540C - 2015		1	100 mL	100 mL	73924	08/11/25 15:45	NN	EET ATL
	Instrument ID: NOEQUIP									

Client Sample ID: MCI-MGWA-6

Lab Sample ID: 680-266181-6

Date Collected: 08/05/25 13:20

Matrix: Water

Date Received: 08/06/25 08:14

Prep Type	Batch Type	Batch Method	Run	Dil Factor	Initial Amount	Final Amount	Batch Number	Prepared or Analyzed	Analyst	Lab
Total/NA	Analysis	300.0		1			74889	08/15/25 03:53	MS	EET ATL
	Instrument ID: WC-IC-2									
Total/NA	Prep	3010A			50 mL	50 mL	75763	08/19/25 07:50	SA	EET ATL
Total/NA	Analysis	6010D		1			75974	08/19/25 13:25	DAB	EET ATL
	Instrument ID: OES 1									
Total/NA	Prep	3010A			50 mL	50 mL	75763	08/19/25 07:50	SA	EET ATL
Total/NA	Analysis	6010D		1			76566	08/21/25 12:18	DAB	EET ATL
	Instrument ID: OES 1									
Total Recoverable	Prep	3005A			50 mL	50 mL	75551	08/19/25 10:28	EF	EET ATL
Total Recoverable	Analysis	6020B		1			76104	08/20/25 00:04	IF	EET ATL
	Instrument ID: ICPMS-4									
Total/NA	Prep	7470A			5 mL	5 mL	76079	08/20/25 09:21	GR	EET ATL
Total/NA	Analysis	7470A		1			76351	08/20/25 17:33	GR	EET ATL
	Instrument ID: HG-1									
Total/NA	Analysis	2540C - 2015		1	100 mL	100 mL	73924	08/11/25 15:45	NN	EET ATL
	Instrument ID: NOEQUIP									

Client Sample ID: MCI-MGWC-1

Lab Sample ID: 680-266181-7

Date Collected: 08/05/25 16:29

Matrix: Water

Date Received: 08/06/25 08:14

Prep Type	Batch Type	Batch Method	Run	Dil Factor	Initial Amount	Final Amount	Batch Number	Prepared or Analyzed	Analyst	Lab
Total/NA	Analysis	300.0		1			75183	08/15/25 15:18	MS	EET ATL
	Instrument ID: WC-IC-2									
Total/NA	Analysis	300.0		10			75183	08/15/25 17:23	MS	EET ATL
	Instrument ID: WC-IC-2									

Lab Chronicle

Client: Southern Company
Job ID: 680-266181-1
Project/Site: Plant McIntosh - Ash Pond 1

Client Sample ID: MCI-MGWC-1
Lab Sample ID: 680-266181-7
Date Collected: 08/05/25 16:29
Matrix: Water
Date Received: 08/06/25 08:14

Prep Type	Batch Type	Batch Method	Run	Dil Factor	Initial Amount	Final Amount	Batch Number	Prepared or Analyzed	Analyst	Lab
Total/NA	Prep	3010A			50 mL	50 mL	75763	08/19/25 07:50	SA	EET ATL
Total/NA	Analysis	6010D		1			75974	08/19/25 13:28	DAB	EET ATL
	Instrument ID: OES 1									
Total/NA	Prep	3010A			50 mL	50 mL	75763	08/19/25 07:50	SA	EET ATL
Total/NA	Analysis	6010D		1			76566	08/21/25 12:21	DAB	EET ATL
	Instrument ID: OES 1									
Total Recoverable	Prep	3005A			50 mL	50 mL	75551	08/19/25 10:28	EF	EET ATL
Total Recoverable	Analysis	6020B		1			76104	08/20/25 00:07	IF	EET ATL
	Instrument ID: ICPMS-4									
Total/NA	Prep	7470A			5 mL	5 mL	76079	08/20/25 09:21	GR	EET ATL
Total/NA	Analysis	7470A		1			76351	08/20/25 17:37	GR	EET ATL
	Instrument ID: HG-1									
Total/NA	Analysis	2540C - 2015		1	100 mL	100 mL	73924	08/11/25 15:45	NN	EET ATL
	Instrument ID: NOEQUIP									

Client Sample ID: MCI-AP1-FB-01
Lab Sample ID: 680-266181-8
Date Collected: 08/05/25 16:15
Matrix: Water
Date Received: 08/06/25 08:14

Prep Type	Batch Type	Batch Method	Run	Dil Factor	Initial Amount	Final Amount	Batch Number	Prepared or Analyzed	Analyst	Lab
Total/NA	Analysis	300.0		1			75183	08/15/25 15:29	MS	EET ATL
	Instrument ID: WC-IC-2									
Total/NA	Prep	3010A			50 mL	50 mL	75763	08/19/25 07:50	SA	EET ATL
Total/NA	Analysis	6010D		1			75974	08/19/25 13:31	DAB	EET ATL
	Instrument ID: OES 1									
Total/NA	Prep	3010A			50 mL	50 mL	75763	08/19/25 07:50	SA	EET ATL
Total/NA	Analysis	6010D		1			76566	08/21/25 12:24	DAB	EET ATL
	Instrument ID: OES 1									
Total Recoverable	Prep	3005A			50 mL	50 mL	75551	08/19/25 10:28	EF	EET ATL
Total Recoverable	Analysis	6020B		1			76104	08/20/25 00:10	IF	EET ATL
	Instrument ID: ICPMS-4									
Total/NA	Prep	7470A			5 mL	5 mL	76079	08/20/25 09:21	GR	EET ATL
Total/NA	Analysis	7470A		1			76351	08/20/25 17:41	GR	EET ATL
	Instrument ID: HG-1									
Total/NA	Analysis	2540C - 2015		1	100 mL	100 mL	73924	08/11/25 15:45	NN	EET ATL
	Instrument ID: NOEQUIP									

Client Sample ID: MCI-AP1-FD-01
Lab Sample ID: 680-266181-9
Date Collected: 08/05/25 00:00
Matrix: Water
Date Received: 08/06/25 08:14

Prep Type	Batch Type	Batch Method	Run	Dil Factor	Initial Amount	Final Amount	Batch Number	Prepared or Analyzed	Analyst	Lab
Total/NA	Analysis	300.0		1			75183	08/15/25 15:41	MS	EET ATL
	Instrument ID: WC-IC-2									
Total/NA	Analysis	300.0		10			75183	08/15/25 17:35	MS	EET ATL
	Instrument ID: WC-IC-2									

Lab Chronicle

Client: Southern Company
Job ID: 680-266181-1
Project/Site: Plant McIntosh - Ash Pond 1

Client Sample ID: MCI-AP1-FD-01
Lab Sample ID: 680-266181-9
Date Collected: 08/05/25 00:00
Matrix: Water
Date Received: 08/06/25 08:14

Prep Type	Batch Type	Batch Method	Run	Dil Factor	Initial Amount	Final Amount	Batch Number	Prepared or Analyzed	Analyst	Lab
Total/NA	Prep	3010A			50 mL	50 mL	75763	08/19/25 07:50	SA	EET ATL
Total/NA	Analysis	6010D		1			75974	08/19/25 13:33	DAB	EET ATL
	Instrument ID: OES 1									
Total/NA	Prep	3010A			50 mL	50 mL	75763	08/19/25 07:50	SA	EET ATL
Total/NA	Analysis	6010D		1			76566	08/21/25 12:27	DAB	EET ATL
	Instrument ID: OES 1									
Total Recoverable	Prep	3005A			50 mL	50 mL	75551	08/19/25 10:28	EF	EET ATL
Total Recoverable	Analysis	6020B		1			76104	08/20/25 00:34	IF	EET ATL
	Instrument ID: ICPMS-4									
Total/NA	Prep	7470A			5 mL	5 mL	76079	08/20/25 09:21	GR	EET ATL
Total/NA	Analysis	7470A		1			76351	08/20/25 17:45	GR	EET ATL
	Instrument ID: HG-1									
Total/NA	Analysis	2540C - 2015		1	100 mL	100 mL	73924	08/11/25 15:45	NN	EET ATL
	Instrument ID: NOEQUIP									

Client Sample ID: MCI-MGWC-20
Lab Sample ID: 680-266181-10
Date Collected: 08/05/25 15:30
Matrix: Water
Date Received: 08/06/25 08:14

Prep Type	Batch Type	Batch Method	Run	Dil Factor	Initial Amount	Final Amount	Batch Number	Prepared or Analyzed	Analyst	Lab
Total/NA	Analysis	300.0		1			75183	08/15/25 15:52	MS	EET ATL
	Instrument ID: WC-IC-2									
Total/NA	Analysis	300.0		10			75183	08/15/25 17:47	MS	EET ATL
	Instrument ID: WC-IC-2									
Total/NA	Prep	3010A			50 mL	50 mL	75763	08/19/25 07:50	SA	EET ATL
Total/NA	Analysis	6010D		1			75974	08/19/25 13:36	DAB	EET ATL
	Instrument ID: OES 1									
Total/NA	Prep	3010A			50 mL	50 mL	75763	08/19/25 07:50	SA	EET ATL
Total/NA	Analysis	6010D		1			76566	08/21/25 12:29	DAB	EET ATL
	Instrument ID: OES 1									
Total Recoverable	Prep	3005A			50 mL	50 mL	75551	08/19/25 10:28	EF	EET ATL
Total Recoverable	Analysis	6020B		1			76104	08/20/25 00:36	IF	EET ATL
	Instrument ID: ICPMS-4									
Total/NA	Prep	7470A			5 mL	5 mL	76079	08/20/25 09:21	GR	EET ATL
Total/NA	Analysis	7470A		1			76351	08/20/25 17:49	GR	EET ATL
	Instrument ID: HG-1									
Total/NA	Analysis	2540C - 2015		1	100 mL	100 mL	73924	08/11/25 15:45	NN	EET ATL
	Instrument ID: NOEQUIP									

Client Sample ID: MCI-MGWC-8
Lab Sample ID: 680-266200-1
Date Collected: 08/06/25 10:11
Matrix: Water
Date Received: 08/07/25 08:35

Prep Type	Batch Type	Batch Method	Run	Dil Factor	Initial Amount	Final Amount	Batch Number	Prepared or Analyzed	Analyst	Lab
Total/NA	Analysis	300.0		1			75183	08/16/25 03:08	MS	EET ATL
	Instrument ID: WC-IC-2									

Client Sample ID: MCI-MGWC-8

Lab Sample ID: 680-266200-1

Date Collected: 08/06/25 10:11

Matrix: Water

Date Received: 08/07/25 08:35

Prep Type	Batch Type	Batch Method	Run	Dil Factor	Initial Amount	Final Amount	Batch Number	Prepared or Analyzed	Analyst	Lab
Total/NA	Analysis	300.0		10			75380	08/16/25 12:05	MS	EET ATL
Total/NA	Prep	3010A			50 mL	50 mL	76152	08/20/25 12:12	BR	EET ATL
Total/NA	Analysis	6010D		1			76568	08/21/25 10:40	DAB	EET ATL
	Instrument ID: OES 1									
Total/NA	Prep	3010A			50 mL	50 mL	76152	08/20/25 12:12	BR	EET ATL
Total/NA	Analysis	6010D		1			76347	08/20/25 21:12	DS	EET ATL
	Instrument ID: OES 2									
Total Recoverable	Prep	3005A			50 mL	50 mL	76395	08/21/25 10:30	EF	EET ATL
Total Recoverable	Analysis	6020B		1			76778	08/21/25 20:47	IF	EET ATL
	Instrument ID: ICPMS-4									
Total/NA	Prep	7470A			5 mL	5 mL	76821	08/22/25 09:26	GR	EET ATL
Total/NA	Analysis	7470A		1			76887	08/22/25 13:46	GR	EET ATL
	Instrument ID: HG-1									
Total/NA	Analysis	2540C - 2015		1	100 mL	100 mL	74274	08/12/25 15:45	NN	EET ATL
	Instrument ID: NOEQUIP									

Client Sample ID: MCI-AP1-EB-03

Lab Sample ID: 680-266200-2

Date Collected: 08/06/25 09:20

Matrix: Water

Date Received: 08/07/25 08:35

Prep Type	Batch Type	Batch Method	Run	Dil Factor	Initial Amount	Final Amount	Batch Number	Prepared or Analyzed	Analyst	Lab
Total/NA	Analysis	300.0		1			75183	08/16/25 03:19	MS	EET ATL
	Instrument ID: WC-IC-2									
Total/NA	Prep	3010A			50 mL	50 mL	76152	08/20/25 12:12	BR	EET ATL
Total/NA	Analysis	6010D		1			76568	08/21/25 10:54	DAB	EET ATL
	Instrument ID: OES 1									
Total/NA	Prep	3010A			50 mL	50 mL	76152	08/20/25 12:12	BR	EET ATL
Total/NA	Analysis	6010D		1			76347	08/20/25 21:33	DS	EET ATL
	Instrument ID: OES 2									
Total Recoverable	Prep	3005A			50 mL	50 mL	76395	08/21/25 10:30	EF	EET ATL
Total Recoverable	Analysis	6020B		1			76778	08/21/25 20:49	IF	EET ATL
	Instrument ID: ICPMS-4									
Total/NA	Prep	7470A			5 mL	5 mL	76261	08/20/25 16:07	GR	EET ATL
Total/NA	Analysis	7470A		1			76659	08/20/25 20:52	GR	EET ATL
	Instrument ID: HG-3									
Total/NA	Analysis	2540C - 2015		1	100 mL	100 mL	74274	08/12/25 15:45	NN	EET ATL
	Instrument ID: NOEQUIP									

Client Sample ID: MCI-MGWC-3

Lab Sample ID: 680-266200-3

Date Collected: 08/06/25 11:40

Matrix: Water

Date Received: 08/07/25 08:35

Prep Type	Batch Type	Batch Method	Run	Dil Factor	Initial Amount	Final Amount	Batch Number	Prepared or Analyzed	Analyst	Lab
Total/NA	Analysis	300.0		1			75183	08/16/25 03:32	MS	EET ATL
	Instrument ID: WC-IC-2									

Client Sample ID: MCI-MGWC-3
Lab Sample ID: 680-266200-3

Date Collected: 08/06/25 11:40
Matrix: Water
Date Received: 08/07/25 08:35

Prep Type	Batch Type	Batch Method	Run	Dil Factor	Initial Amount	Final Amount	Batch Number	Prepared or Analyzed	Analyst	Lab
Total/NA	Prep	3010A			50 mL	50 mL	76152	08/20/25 12:12	BR	EET ATL
Total/NA	Analysis	6010D		1			76568	08/21/25 11:02	DAB	EET ATL
	Instrument ID: OES 1									
Total/NA	Prep	3010A			50 mL	50 mL	76152	08/20/25 12:12	BR	EET ATL
Total/NA	Analysis	6010D		1			76347	08/20/25 21:36	DS	EET ATL
	Instrument ID: OES 2									
Total Recoverable	Prep	3005A			50 mL	50 mL	76395	08/21/25 10:30	EF	EET ATL
Total Recoverable	Analysis	6020B		1			76778	08/21/25 20:52	IF	EET ATL
	Instrument ID: ICPMS-4									
Total/NA	Prep	7470A			5 mL	5 mL	76821	08/22/25 09:26	GR	EET ATL
Total/NA	Analysis	7470A		1			76887	08/22/25 13:50	GR	EET ATL
	Instrument ID: HG-1									
Total/NA	Analysis	2540C - 2015		1	100 mL	100 mL	74274	08/12/25 15:45	NN	EET ATL
	Instrument ID: NOEQUIP									

Client Sample ID: MCI-MGWC-12
Lab Sample ID: 680-266200-4

Date Collected: 08/06/25 13:11
Matrix: Water
Date Received: 08/07/25 08:35

Prep Type	Batch Type	Batch Method	Run	Dil Factor	Initial Amount	Final Amount	Batch Number	Prepared or Analyzed	Analyst	Lab
Total/NA	Analysis	300.0		1			75183	08/16/25 03:43	MS	EET ATL
	Instrument ID: WC-IC-2									
Total/NA	Prep	3010A			50 mL	50 mL	76152	08/20/25 12:12	BR	EET ATL
Total/NA	Analysis	6010D		1			76568	08/21/25 11:05	DAB	EET ATL
	Instrument ID: OES 1									
Total/NA	Prep	3010A			50 mL	50 mL	76152	08/20/25 12:12	BR	EET ATL
Total/NA	Analysis	6010D		1			76347	08/20/25 21:39	DS	EET ATL
	Instrument ID: OES 2									
Total Recoverable	Prep	3005A			50 mL	50 mL	76395	08/21/25 10:30	EF	EET ATL
Total Recoverable	Analysis	6020B		1			76778	08/21/25 20:55	IF	EET ATL
	Instrument ID: ICPMS-4									
Total/NA	Prep	7470A			5 mL	5 mL	76261	08/20/25 16:07	GR	EET ATL
Total/NA	Analysis	7470A		1			76659	08/20/25 21:00	GR	EET ATL
	Instrument ID: HG-3									
Total/NA	Analysis	2540C - 2015		1	100 mL	100 mL	74274	08/12/25 15:45	NN	EET ATL
	Instrument ID: NOEQUIP									

Client Sample ID: MCI-AP1-FB-02
Lab Sample ID: 680-266200-5

Date Collected: 08/06/25 12:30
Matrix: Water
Date Received: 08/07/25 08:35

Prep Type	Batch Type	Batch Method	Run	Dil Factor	Initial Amount	Final Amount	Batch Number	Prepared or Analyzed	Analyst	Lab
Total/NA	Analysis	300.0		1			75183	08/16/25 03:54	MS	EET ATL
	Instrument ID: WC-IC-2									

Client Sample ID: MCI-AP1-FB-02
Lab Sample ID: 680-266200-5

Date Collected: 08/06/25 12:30
Matrix: Water
Date Received: 08/07/25 08:35

Prep Type	Batch Type	Batch Method	Run	Dil Factor	Initial Amount	Final Amount	Batch Number	Prepared or Analyzed	Analyst	Lab
Total/NA	Prep	3010A			50 mL	50 mL	76152	08/20/25 12:12	BR	EET ATL
Total/NA	Analysis	6010D		1			76568	08/21/25 11:07	DAB	EET ATL
	Instrument ID: OES 1									
Total/NA	Prep	3010A			50 mL	50 mL	76152	08/20/25 12:12	BR	EET ATL
Total/NA	Analysis	6010D		1			76347	08/20/25 21:43	DS	EET ATL
	Instrument ID: OES 2									
Total Recoverable	Prep	3005A			50 mL	50 mL	76395	08/21/25 10:30	EF	EET ATL
Total Recoverable	Analysis	6020B		1			76778	08/21/25 20:58	IF	EET ATL
	Instrument ID: ICPMS-4									
Total/NA	Prep	7470A			5 mL	5 mL	76261	08/20/25 16:07	GR	EET ATL
Total/NA	Analysis	7470A		1			76659	08/20/25 21:04	GR	EET ATL
	Instrument ID: HG-3									
Total/NA	Analysis	2540C - 2015		1	100 mL	100 mL	74274	08/12/25 15:45	NN	EET ATL
	Instrument ID: NOEQUIP									

Client Sample ID: MCI-MGWC-2
Lab Sample ID: 680-266200-6

Date Collected: 08/06/25 13:55
Matrix: Water
Date Received: 08/07/25 08:35

Prep Type	Batch Type	Batch Method	Run	Dil Factor	Initial Amount	Final Amount	Batch Number	Prepared or Analyzed	Analyst	Lab
Total/NA	Analysis	300.0		1			75183	08/16/25 04:06	MS	EET ATL
	Instrument ID: WC-IC-2									
Total/NA	Analysis	300.0		10			75380	08/16/25 12:16	MS	EET ATL
	Instrument ID: WC-IC-2									
Total/NA	Prep	3010A			50 mL	50 mL	76152	08/20/25 12:12	BR	EET ATL
Total/NA	Analysis	6010D		1			76568	08/21/25 11:10	DAB	EET ATL
	Instrument ID: OES 1									
Total/NA	Prep	3010A			50 mL	50 mL	76152	08/20/25 12:12	BR	EET ATL
Total/NA	Analysis	6010D		1			76347	08/20/25 21:46	DS	EET ATL
	Instrument ID: OES 2									
Total Recoverable	Prep	3005A			50 mL	50 mL	76395	08/21/25 10:30	EF	EET ATL
Total Recoverable	Analysis	6020B		1			76778	08/21/25 21:00	IF	EET ATL
	Instrument ID: ICPMS-4									
Total/NA	Prep	7470A			5 mL	5 mL	76821	08/22/25 09:26	GR	EET ATL
Total/NA	Analysis	7470A		1			76887	08/22/25 13:54	GR	EET ATL
	Instrument ID: HG-1									
Total/NA	Analysis	2540C - 2015		1	100 mL	100 mL	74274	08/12/25 15:45	NN	EET ATL
	Instrument ID: NOEQUIP									

Client Sample ID: MCI-MGWC-7
Lab Sample ID: 680-266200-7

Date Collected: 08/06/25 14:20
Matrix: Water
Date Received: 08/07/25 08:35

Prep Type	Batch Type	Batch Method	Run	Dil Factor	Initial Amount	Final Amount	Batch Number	Prepared or Analyzed	Analyst	Lab
Total/NA	Analysis	300.0		1			75183	08/16/25 04:17	MS	EET ATL
	Instrument ID: WC-IC-2									

Client Sample ID: MCI-MGWC-7

Lab Sample ID: 680-266200-7

Date Collected: 08/06/25 14:20

Matrix: Water

Date Received: 08/07/25 08:35

Prep Type	Batch Type	Batch Method	Run	Dil Factor	Initial Amount	Final Amount	Batch Number	Prepared or Analyzed	Analyst	Lab
Total/NA	Analysis	300.0		10			75380	08/16/25 11:30	MS	EET ATL
Total/NA	Prep	3010A			50 mL	50 mL	76152	08/20/25 12:12	BR	EET ATL
Total/NA	Analysis	6010D		1			76568	08/21/25 11:13	DAB	EET ATL
	Instrument ID: OES 1									
Total/NA	Prep	3010A			50 mL	50 mL	76152	08/20/25 12:12	BR	EET ATL
Total/NA	Analysis	6010D		1			76347	08/20/25 21:49	DS	EET ATL
	Instrument ID: OES 2									
Total Recoverable	Prep	3005A			50 mL	50 mL	76395	08/21/25 10:30	EF	EET ATL
Total Recoverable	Analysis	6020B		1			76778	08/21/25 21:03	IF	EET ATL
	Instrument ID: ICPMS-4									
Total/NA	Prep	7470A			5 mL	5 mL	76261	08/20/25 16:07	GR	EET ATL
Total/NA	Analysis	7470A		1			76659	08/20/25 21:23	GR	EET ATL
	Instrument ID: HG-3									
Total/NA	Analysis	2540C - 2015		1	100 mL	100 mL	74274	08/12/25 15:45	NN	EET ATL
	Instrument ID: NOEQUIP									

Client Sample ID: MCI-AP1-FD-02

Lab Sample ID: 680-266200-8

Date Collected: 08/06/25 00:00

Matrix: Water

Date Received: 08/07/25 08:35

Prep Type	Batch Type	Batch Method	Run	Dil Factor	Initial Amount	Final Amount	Batch Number	Prepared or Analyzed	Analyst	Lab
Total/NA	Analysis	300.0		1			75183	08/16/25 04:28	MS	EET ATL
	Instrument ID: WC-IC-2									
Total/NA	Prep	3010A			50 mL	50 mL	76152	08/20/25 12:12	BR	EET ATL
Total/NA	Analysis	6010D		1			76568	08/21/25 11:16	DAB	EET ATL
	Instrument ID: OES 1									
Total/NA	Prep	3010A			50 mL	50 mL	76152	08/20/25 12:12	BR	EET ATL
Total/NA	Analysis	6010D		1			76347	08/20/25 21:52	DS	EET ATL
	Instrument ID: OES 2									
Total Recoverable	Prep	3005A			50 mL	50 mL	76395	08/21/25 10:30	EF	EET ATL
Total Recoverable	Analysis	6020B		1			76778	08/21/25 21:06	IF	EET ATL
	Instrument ID: ICPMS-4									
Total/NA	Prep	7470A			5 mL	5 mL	76261	08/20/25 16:07	GR	EET ATL
Total/NA	Analysis	7470A		1			76659	08/20/25 21:27	GR	EET ATL
	Instrument ID: HG-3									
Total/NA	Analysis	2540C - 2015		1	100 mL	100 mL	74274	08/12/25 15:45	NN	EET ATL
	Instrument ID: NOEQUIP									

Client Sample ID: MCI-AP1-EB-04

Lab Sample ID: 680-266200-9

Date Collected: 08/06/25 14:45

Matrix: Water

Date Received: 08/07/25 08:35

Prep Type	Batch Type	Batch Method	Run	Dil Factor	Initial Amount	Final Amount	Batch Number	Prepared or Analyzed	Analyst	Lab
Total/NA	Analysis	300.0		1			75183	08/16/25 05:14	MS	EET ATL
	Instrument ID: WC-IC-2									

Lab Chronicle

Client: Southern Company
Job ID: 680-266181-1
Project/Site: Plant McIntosh - Ash Pond 1

Client Sample ID: MCI-AP1-EB-04
Lab Sample ID: 680-266200-9
Date Collected: 08/06/25 14:45
Matrix: Water
Date Received: 08/07/25 08:35

Prep Type	Batch Type	Batch Method	Run	Dil Factor	Initial Amount	Final Amount	Batch Number	Prepared or Analyzed	Analyst	Lab
Total/NA	Prep	3010A			50 mL	50 mL	76152	08/20/25 12:12	BR	EET ATL
Total/NA	Analysis	6010D		1			76568	08/21/25 11:18	DAB	EET ATL
	Instrument ID: OES 1									
Total/NA	Prep	3010A			50 mL	50 mL	76152	08/20/25 12:12	BR	EET ATL
Total/NA	Analysis	6010D		1			76347	08/20/25 21:55	DS	EET ATL
	Instrument ID: OES 2									
Total Recoverable	Prep	3005A			50 mL	50 mL	76395	08/21/25 10:30	EF	EET ATL
Total Recoverable	Analysis	6020B		1			76778	08/21/25 21:30	IF	EET ATL
	Instrument ID: ICPMS-4									
Total/NA	Prep	7470A			5 mL	5 mL	76261	08/20/25 16:07	GR	EET ATL
Total/NA	Analysis	7470A		1			76659	08/20/25 21:31	GR	EET ATL
	Instrument ID: HG-3									
Total/NA	Analysis	2540C - 2015		1	100 mL	100 mL	74274	08/12/25 15:45	NN	EET ATL
	Instrument ID: NOEQUIP									

Laboratory References:

EET ATL = Eurofins Atlanta, 3080 Presidential Dr, Atlanta, GA 30340, TEL (770)457-8177

Accreditation/Certification Summary

Client: Southern Company
Job ID: 680-266181-1
Project/Site: Plant McIntosh - Ash Pond 1

Laboratory: Eurofins Atlanta

All accreditations/certifications held by this laboratory are listed. Not all accreditations/certifications are applicable to this report.

Authority	Program	Identification Number	Expiration Date
AIHA LAP, LLC	Environmental Lead Laboratory Accreditation Program (ELLAP)	LAP-100671	11-01-25
AIHA LAP, LLC	Industrial Hygiene Laboratory Accreditation Program (IHLAP)	LAP-100671	11-01-25
Florida	NELAP	E87582	06-30-26
Georgia	State	E87582	06-30-26
Georgia (DW)	State	800	04-25-26
Kentucky (UST)	State	123046	06-30-26
North Carolina (WW/SW)	State	562	12-31-25
South Carolina	State	98016	06-30-26
USDA	US Federal Programs	525-23-143-96227A1	05-24-26

Method Summary

Client: Southern Company
Project/Site: Plant McIntosh - Ash Pond 1

Job ID: 680-266181-1

Method	Method Description	Protocol	Laboratory
300.0	Anions, Ion Chromatography	EPA	EET ATL
6010D	Metals (ICP)	SW846	EET ATL
6020B	Metals (ICP/MS)	SW846	EET ATL
7470A	Mercury (CVAA)	SW846	EET ATL
2540C - 2015	Total Dissolved Solids (Dried at 180 °C)	SM	EET ATL
3005A	Preparation, Total Recoverable or Dissolved Metals	SW846	EET ATL
3010A	Preparation, Total Metals	SW846	EET ATL
7470A	Preparation, Mercury	SW846	EET ATL

Protocol References:

EPA = US Environmental Protection Agency

SM = "Standard Methods For The Examination Of Water And Wastewater"

SW846 = "Test Methods For Evaluating Solid Waste, Physical/Chemical Methods", Third Edition, November 1986 And Its Updates.

Laboratory References:

EET ATL = Eurofins Atlanta, 3080 Presidential Dr, Atlanta, GA 30340, TEL (770)457-8177

Eurofins Atlanta
3080 Presidential
Atlanta, GA 30340
Phone (770) 457-8177

Chain of Custody Record

eurofins | Environment Testing America

Client Information	Sampler: T. Goble / C. Klamke (ACC)	Lab PM: Fuller, David	Carrier Tracking No(s):	COC No:
Client Contact: SCS Contacts	Phone: 770-594-5998	E-Mail: david.fuller@et.eurofinsus.com		Page: 1 of 1
Company: GA Power				Job #:
Address: 241 Ralph McGill Blvd SE	Due Date Requested:			
City: Atlanta	TAT Requested (days):			
State, Zip: GA, 30308				
Phone: 404-506-7116(Tel)	Lab Project #: 68027747			
Email: SCS Contacts / ACC Contacts	PO #: GPC82130-0002			
Project Name: Plant McIntosh - Ash Pond 1	Project #:			
Site: Georgia	SSOW#:			

Analysis Requested

Preservation Codes:

A - HCL, B - NaOH, C - Zn Acetate, D - Nitric Acid, E - NaHSO4, F - MeOH, G - Amchlor, H - Ascorbic Acid, I - Ice, J - DI Water, K - EDTA, L - EDA, M - Hexane, N - None, O - AsNaO2, P - Na2O4S, Q - Na2SO3, R - Na2S2O3, S - H2SO4, T - TSP Dodecahydrate, U - Acetone, V - MCAA, W - pH 4-5, Z - other (specify)

Other:

Task_Code: MCI-CCR-ASSMT-2025S2

Special Instructions/Note: Full APP III + APP IV

Sample Identification	Sample Date (mm/dd/yy)	Sample Time (hhmm)	Sample Type (C=comp, G=grab)	Matrix (WG=ground water, WS=surface water, WQ=equality control)	Field Filtered Sample (Yes or No)	Perform MS/MSD (Yes or No)	300_ORGFM_28D - Chloride, Fluoride, Sulfate	2540C_Calcd - Total Dissolved Solids (TDS)	6010D - App III Metals: B, Ca	6020B - App IV Metals: Sb,As,Ba,Be,Cd,Cr,Co,Pb,Mo,Se,Tl	6010D - Lithium	7470A - App IV Mercury	9315_Ra226 - Radium-226 (GFPC) - 21 day decay	9320_Ra228 - Radium-228 (GFPC) - 21 day decay	Ra226Ra228_GFPC - Combined Radium 226 and 228	Total Number of containers
			Preservation Code:				I	I	D	D	D	D	D	D	D	
MCI- MGWA-10	08/05/25	0948	G	WG	N	N	✓	✓	✓	✓	✓	✓	✓	✓	✓	5
MCI- MGWA-5	08/05/25	1010	G	WG	N	N	✓	✓	✓	✓	✓	✓	✓	✓	✓	5
MCI- MGWA-11	08/05/25	1135	G	WG	N	N	✓	✓	✓	✓	✓	✓	✓	✓	✓	5
MCI- MGWA-6A	08/05/25	1155	G	WG	N	N	✓	✓	✓	✓	✓	✓	✓	✓	✓	5
MCI- MGWC-19	08/05/25	1341	G	WG	N	N	✓	✓	✓	✓	✓	✓	✓	✓	✓	5
MCI- MGWA-6	08/05/25	1320	G	WG	N	N	✓	✓	✓	✓	✓	✓	✓	✓	✓	5
MCI- MGWC-1	08/05/25	1629	G	WG	N	N	✓	✓	✓	✓	✓	✓	✓	✓	✓	5
MCI- API-FB-01	08/05/25	1615	G	WQ	N	N	✓	✓	✓	✓	✓	✓	✓	✓	✓	5
MCI- API-FD-01	08/05/25	—	G	WG	N	N	✓	✓	✓	✓	✓	✓	✓	✓	✓	5
MCI- MGWC-20	08/05/25	1530	G	WG	N	N	✓	✓	✓	✓	✓	✓	✓	✓	✓	5
MCI-			G			N										

680-266181 Chain of Custody

Possible Hazard Identification
☐ Non-Hazard ☐ Flammable ☐ Skin Irritant ☐ Poison B ☐ Unknown ☐ Radiological

Sample Disposal (A fee may be assessed if samples are retained longer than 1 month)
☐ Return To Client ☐ Disposal By Lab ☐ Archive For _____ Months

Deliverable Requested: I, II, III, IV, Other (specify)

Special Instructions/QC Requirements:

Empty Kit Relinquished by:	Date:	Time:	Method of Shipment:

	Date/Time	Company	Received by:	Date/Time	Company
Relinquished by:	8/6/25 0814	ACC	C. Klamke	8/6/25 0814	Eurofins
Relinquished by:	Date/Time:	Company	Received by:	Date/Time:	Company
Relinquished by:	Date/Time:	Company	Received by:	Date/Time:	Company

Custody Seals Intact: Δ Yes Δ No	Custody Seal No.:	Cooler Temperature(s) °C and Other Remarks: 1.3/1.4 2.6/2.7

Eurofins Atlanta
3080 Presidential
Atlanta, GA 30340
Phone (770) 457-8177

Chain of Custody Record

eurofins | Environment Testing America

Client Information	Sampler: T. Goble / C Klamke (ACC)	Lab PM: Fuller, David	Carrier Tracking No(s):	COC No:
Client Contact: SCS Contacts	Phone: 770-594-5998	E-Mail: david.fuller@et.eurofinsus.com		Page: 1 of 1
Company: GA Power				Job #:
Address: 241 Ralph McGill Blvd SE	Due Date Requested:	Analysis Requested		
City: Atlanta	TAT Requested (days):			
State, Zip: GA, 30308				
Phone: 404-506-7116(Tel)	Lab Project #: 68027747			
Email: SCS Contacts / ACC Contacts	PO #: GPC82130-0002			
Project Name: Plant McIntosh - Ash Pond 1	Project #:			
Site: Georgia	SSOW#:			

Preservation Codes:

A - HCL	M - Hexane
B - NaOH	N - None
C - Zn Acetate	O - AsNaO2
D - Nitric Acid	P - Na2O4S
E - NaHSO4	Q - Na2SO3
F - MeOH	R - Na2S2O3
G - Amchlor	S - H2SO4
H - Ascorbic Acid	T - TSP Dodecahydrate
I - Ice	U - Acetone
J - DI Water	V - MCAA
K - EDTA	W - pH 4-5
L - EDA	Z - other (specify)

Other:

Task_Code: MCI-CCR-ASSMT-2025S2

Special Instructions/Note: Full APP III + APP IV

Sample Identification	Sample Date (mm/dd/yy)	Sample Time (hhmm)	Sample Type (C=Comp, G=grab)	Matrix (WG=ground water, WS=surface water, WQ=quality control)	Field Filtered Sample (Yes or No)	Perform MS/MSD (Yes or No)	300_ORGFM_28D - Chloride, Fluoride, Sulfate	2540C_Calcd - Total Dissolved Solids (TDS)	6010D - App III Metals: B, Ca	6020B - App IV Metals: Sb,As,Ba,Be,Cd,Cr,Co,Pb,Mo,Se,Tl	6010D - Lithium	7470A - App IV Mercury	9315_Ra226 - Radium-226 (GFPC) - 21 day decay	9320_Ra228 - Radium-228 (GFPC) - 21 day decay	Ra226Ra228_GFPC - Combined Radium 226 and 228	Total Number of containers
			Preservation Code:				I	I	D	D	D	D	D	D	D	
MCI- MGWC-8	08/06/25	1011	G	WG	N	N	✓	✓	✓	✓	✓	✓	✓	✓	✓	5
MCI- API-EB-03	08/06/25	0920	G	WQ	N	N	✓	✓	✓	✓	✓	✓	✓	✓	✓	5
MCI- MGWC-3	08/06/25	1140	G	WG	N	N	✓	✓	✓	✓	✓	✓	✓	✓	✓	5
MCI- MGWC-12	08/06/25	1311	G	WG	N	N	✓	✓	✓	✓	✓	✓	✓	✓	✓	5
MCI- API-FB-02	08/06/25	1230	G	WQ	N	N	✓	✓	✓	✓	✓	✓	✓	✓	✓	5
MCI- MGWC-2	08/06/25	1355	G	WG	N	N	✓	✓	✓	✓	✓	✓	✓	✓	✓	5
MCI- MGWC-7	08/06/25	1420	G	WG	N	N	✓	✓	✓	✓	✓	✓	✓	✓	✓	5
MCI- API-FD-02	08/06/25	—	G	WG	N	N	✓	✓	✓	✓	✓	✓	✓	✓	✓	5
MCI- API-EB-04	08/06/25	1445	G	WQ	N	N	✓	✓	✓	✓	✓	✓	✓	✓	✓	5
MCI-			G			N										
MCI-			G			N										

680-266200 Chain of Custody

Possible Hazard Identification
☐ Non-Hazard ☐ Flammable ☐ Skin Irritant ☐ Poison B ☐ Unknown ☐ Radiological

Sample Disposal (A fee may be assessed if samples are retained longer than 1 month)
☐ Return To Client ☐ Disposal By Lab ☐ Archive For _____ Months

Deliverable Requested: I, II, III, IV, Other (specify)

Special Instructions/QC Requirements:

Empty Kit Relinquished by:	Date:	Time:	Method of Shipment:

	Relinquished by:	Date/Time:	Company	Received by:	Date/Time:	Company
1	Taylor Goble	8-7-25/0745	ACC		8-7-25/0745	ACC
2		8-7-25/0835	ACC	C. Mims	8/7/25 0835	Eurofins
3		Date/Time:	Company	Received by:	Date/Time:	Company

Custody Seals Intact: △ Yes △ No | Custody Seal No.:

Cooler Temperature(s) °C and Other Remarks: 3.1/3.2 1.1/1.2

Eurofins Savannah
5102 LaRoche Avenue
Savannah, GA 31404
Phone: 912-354-7858 Fax: 912-352-0165

Chain of Custody Record

eurofins | Environment Testing

Client Information (Sub Contract Lab)	Sampler: N/A	Lab PM: Fuller, David	Carrier Tracking No(s): N/A	COC No: 680-803575.1
Client Contact: Shipping/Receiving	Phone: N/A	E-Mail: David.Fuller@et.eurofinsus.com	State of Origin: Georgia	Page: Page 1 of 2
Company: Eurofins Environment Testing Southeast L		Accreditations Required (See note): NELAP - Florida; State - Georgia		Job #: 680-266181-1
Address: 3080 Presidential Dr, ,	Due Date Requested: 8/19/2025			Preservation Codes: -
City: Atlanta	TAT Requested (days): N/A			
State, Zip: GA, 30340				
Phone: 770-457-8177(Tel)	PO #: N/A			
Email: N/A	WO #: N/A			
Project Name: Plant McIntosh - Ash Pond 1	Project #: 68027747			
Site: N/A	SSOW#: N/A			Other: N/A

Sample Identification - Client ID (Lab ID)	Sample Date	Sample Time	Sample Type (C=Comp, G=grab)	Matrix (W=water, S=solid, O=waste/oil, BT=Tissue, A=Air)	Field Filtered Sample (Yes or No)	Perform MS/MSD (Yes or No)	300_ORGFM_28DChloride, Fluoride and Sulfate	2540C_CalcdSolids, Total Dissolved (TDS)	6010D/3010AApp III Metals + Lithium	6020B/3005AAppdx IV Metals	7470A/7470A_PrepAppdx IV Mercury	Total Number of containers	Special Instructions/Note:
			Preservation Code:										
MCI-MGWA-10 (680-266181-1)	8/5/25	09:48 Eastern	G	Water			X	X	X	X	X	3	, Boron, Ca & Lithium
MCI-MGWA-5 (680-266181-2)	8/5/25	10:10 Eastern	G	Water			X	X	X	X	X	3	, Boron, Ca & Lithium
MCI-MGWA-11 (680-266181-3)	8/5/25	11:35 Eastern	G	Water			X	X	X	X	X	3	, Boron, Ca & Lithium
MCI-MGWA-6A (680-266181-4)	8/5/25	11:55 Eastern	G	Water			X	X	X	X	X	3	, Boron, Ca & Lithium
MCI-MGWC-19 (680-266181-5)	8/5/25	13:41 Eastern	G	Water			X	X	X	X	X	3	, Boron, Ca & Lithium
MCI-MGWA-6 (680-266181-6)	8/5/25	13:20 Eastern	G	Water			X	X	X	X	X	3	, Boron, Ca & Lithium
MCI-MGWC-1 (680-266181-7)	8/5/25	16:29 Eastern	G	Water			X	X	X	X	X	3	, Boron, Ca & Lithium
MCI-AP1-FB-01 (680-266181-8)	8/5/25	16:15 Eastern	G	Water			X	X	X	X	X	3	, Boron, Ca & Lithium
MCI-AP1-FD-01 (680-266181-9)	8/5/25	Eastern	G	Water			X	X	X	X	X	3	, Boron, Ca & Lithium

Note: Since laboratory accreditations are subject to change, Eurofins Environment Testing Southeast, LLC places the ownership of method, analyte & accreditation compliance upon our subcontract laboratories. This sample shipment is forwarded under chain-of-custody. If the laboratory does not currently maintain accreditation in the State of Origin listed above for analysis/tests/matrix being analyzed, the samples must be shipped back to the Eurofins Environment Testing Southeast, LLC laboratory or other instructions will be provided. Any changes to accreditation status should be brought to Eurofins Environment Testing Southeast, LLC attention immediately. If all requested accreditations are current to date, return the signed Chain of Custody attesting to said compliance to Eurofins Environment Testing Southeast, LLC.

Possible Hazard Identification	*Sample Disposal (A fee may be assessed if samples are retained longer than 1 month)*
Unconfirmed	☐ *Return To Client* ☐ *Disposal By Lab* ☐ *Archive For* _____ *Months*
Deliverable Requested: I, II, III, IV, Other (specify) Primary Deliverable Rank: 2	Special Instructions/QC Requirements:

Empty Kit Relinquished by:	Date:	Time:	Method of Shipment:

Relinquished by:	Date/Time:	Company	Received by:	Date/Time:	Company
	8/6/25 1603			8/7/25 0800	
Relinquished by:	Date/Time:	Company	Received by:	Date/Time:	Company
Relinquished by:	Date/Time:	Company	Received by:	Date/Time:	Company

Custody Seals Intact: Δ Yes Δ No	Custody Seal No.:	Cooler Temperature(s) °C and Other Remarks: 2927 0.3, 1.5, 1.6, 1.1, 2.1, 0.9

Login Sample Receipt Checklist

Client: Southern Company

Job Number: 680-266181-1

Login Number: 266181

List Source: Eurofins Savannah

List Number: 1

Creator: Munro, Caroline

Question	Answer	Comment
Radioactivity wasn't checked or is </= background as measured by a survey meter.	N/A	
The cooler's custody seal, if present, is intact.	True	
Sample custody seals, if present, are intact.	True	
The cooler or samples do not appear to have been compromised or tampered with.	True	
Samples were received on ice.	True	
Cooler Temperature is acceptable.	True	
Cooler Temperature is recorded.	True	
COC is present.	True	
COC is filled out in ink and legible.	True	
COC is filled out with all pertinent information.	True	
Is the Field Sampler's name present on COC?	True	
There are no discrepancies between the containers received and the COC.	True	
Samples are received within Holding Time (excluding tests with immediate HTs)	True	
Sample containers have legible labels.	True	
Containers are not broken or leaking.	True	
Sample collection date/times are provided.	True	
Appropriate sample containers are used.	True	
Sample bottles are completely filled.	True	
Sample Preservation Verified.	N/A	
There is sufficient vol. for all requested analyses, incl. any requested MS/MSDs	True	
Containers requiring zero headspace have no headspace or bubble is <6mm (1/4").	N/A	
Multiphasic samples are not present.	True	
Samples do not require splitting or compositing.	True	
Residual Chlorine Checked.	N/A	

This receipt checklist is generated for all samples received in this Login. It may not be applicable to all Jobs associated with this Login.

Login Sample Receipt Checklist

Client: Southern Company

Job Number: 680-266181-1

Login Number: 266181
List Number: 2
Creator: Karbievskii, Konstantin

List Source: Eurofins Atlanta
List Creation: 08/07/25 08:17 AM

Question	Answer	Comment
The cooler's custody seal, if present, is intact.	N/A	
The cooler does not appear to have been compromised or tampered with.	True	
Samples were received on ice.	True	
Cooler Temperature is acceptable.	True	
Cooler Temperature is recorded.	True	
COC present.	True	
COC is filled out in ink and legible.	True	
COC is filled out with all pertinent information.	True	
Sample custody seals, if present, are intact.	True	
Sample collection date/times are provided.	True	
The samples do not appear to have been compromised or tampered with.	True	
Containers are not broken or leaking.	True	
There are no discrepancies between the containers received and the COC.	True	
Sample containers have legible labels.	True	
Appropriate sample containers were rec'd and sufficient volume for all analyses.	True	
Samples are received within Holding Time (excluding tests with immediate HTs).	True	
Containers requiring zero headspace have no headspace or bubble is <6mm (1/4").	True	
Is there sufficient air space in bottle for bacteriological analysis.	N/A	

This receipt checklist is generated for all samples received in this Login. It may not be applicable to all Jobs associated with this Login.

Login Sample Receipt Checklist

Client: Southern Company

Job Number: 680-266181-1

Login Number: 266200

List Source: Eurofins Savannah

List Number: 1

Creator: Munro, Caroline

Question	Answer	Comment
Radioactivity wasn't checked or is </= background as measured by a survey meter.	N/A	
The cooler's custody seal, if present, is intact.	True	
Sample custody seals, if present, are intact.	True	
The cooler or samples do not appear to have been compromised or tampered with.	True	
Samples were received on ice.	True	
Cooler Temperature is acceptable.	True	
Cooler Temperature is recorded.	True	
COC is present.	True	
COC is filled out in ink and legible.	True	
COC is filled out with all pertinent information.	True	
Is the Field Sampler's name present on COC?	True	
There are no discrepancies between the containers received and the COC.	True	
Samples are received within Holding Time (excluding tests with immediate HTs)	True	
Sample containers have legible labels.	True	
Containers are not broken or leaking.	True	
Sample collection date/times are provided.	True	
Appropriate sample containers are used.	True	
Sample bottles are completely filled.	True	
Sample Preservation Verified.	N/A	
There is sufficient vol. for all requested analyses, incl. any requested MS/MSDs	True	
Containers requiring zero headspace have no headspace or bubble is <6mm (1/4").	N/A	
Multiphasic samples are not present.	True	
Samples do not require splitting or compositing.	True	
Residual Chlorine Checked.	N/A	

This receipt checklist is generated for all samples received in this Login. It may not be applicable to all Jobs associated with this Login.

Login Sample Receipt Checklist

Client: Southern Company

Job Number: 680-266181-1

Login Number: 266200
List Number: 2
Creator: Taylor, Renee

List Source: Eurofins Atlanta
List Creation: 08/08/25 10:02 AM

Question	Answer	Comment
The cooler's custody seal, if present, is intact.	True	
The cooler does not appear to have been compromised or tampered with.	True	
Samples were received on ice.	True	
Cooler Temperature is acceptable.	True	
Cooler Temperature is recorded.	True	
COC present.	True	
COC is filled out in ink and legible.	True	
COC is filled out with all pertinent information.	True	
Sample custody seals, if present, are intact.	True	
Sample collection date/times are provided.	True	
The samples do not appear to have been compromised or tampered with.	True	
Containers are not broken or leaking.	True	
There are no discrepancies between the containers received and the COC.	True	
Sample containers have legible labels.	True	
Appropriate sample containers were rec'd and sufficient volume for all analyses.	True	
Samples are received within Holding Time (excluding tests with immediate HTs).	True	
Containers requiring zero headspace have no headspace or bubble is <6mm (1/4").	True	
Is there sufficient air space in bottle for bacteriological analysis.	True	

This receipt checklist is generated for all samples received in this Login. It may not be applicable to all Jobs associated with this Login.

eurofins | Environment Testing

ANALYTICAL REPORT

PREPARED FOR

Attn: Kevin Stephenson
Southern Company
241 Ralph McGill Blvd SE
B10185
Atlanta, Georgia 30308

Generated 9/11/2025 4:03:24 PM

JOB DESCRIPTION

Plant McIntosh - Ash Pond 1

JOB NUMBER

680-266181-2

Eurofins Savannah
5102 LaRoche Avenue
Savannah GA 31404

See page two for job notes and contact information.

my EOL

Job Notes

This report may not be reproduced except in full, and with written approval from the laboratory. The results relate only to the samples tested. For questions please contact the Project Manager at the e-mail address or telephone number listed on this page.

The test results in this report relate only to the samples as received by the laboratory and will meet all requirements of the methodology, with any exceptions noted. This report shall not be reproduced except in full, without the express written approval of the laboratory. All questions should be directed to the Eurofins Environment Testing Southeast, LLC Project Manager.

Authorization



Generated
9/11/2025 4:03:24 PM

Authorized for release by
David Fuller, Project Manager
David.Fuller@et.eurofinsus.com
(770)344-8986

Definitions/Glossary

Client: Southern Company
Job ID: 680-266181-2
Project/Site: Plant McIntosh - Ash Pond 1

Qualifiers

Rad

Qualifier	Qualifier Description
U	Result is less than the sample detection limit.

Glossary

Abbreviation	These commonly used abbreviations may or may not be present in this report.
☼	Listed under the "D" column to designate that the result is reported on a dry weight basis
%R	Percent Recovery
CFL	Contains Free Liquid
CFU	Colony Forming Unit
CNF	Contains No Free Liquid
DER	Duplicate Error Ratio (normalized absolute difference)
Dil Fac	Dilution Factor
DL	Detection Limit (DoD/DOE)
DL, RA, RE, IN	Indicates a Dilution, Re-analysis, Re-extraction, or additional Initial metals/anion analysis of the sample
DLC	Decision Level Concentration (Radiochemistry)
EDL	Estimated Detection Limit (Dioxin)
LOD	Limit of Detection (DoD/DOE)
LOQ	Limit of Quantitation (DoD/DOE)
MCL	EPA recommended "Maximum Contaminant Level"
MDA	Minimum Detectable Activity (Radiochemistry)
MDC	Minimum Detectable Concentration (Radiochemistry)
MDL	Method Detection Limit
ML	Minimum Level (Dioxin)
MPN	Most Probable Number
MQL	Method Quantitation Limit
NC	Not Calculated
ND	Not Detected at the reporting limit (or MDL or EDL if shown)
NEG	Negative / Absent
POS	Positive / Present
PQL	Practical Quantitation Limit
PRES	Presumptive
QC	Quality Control
RER	Relative Error Ratio (Radiochemistry)
RL	Reporting Limit or Requested Limit (Radiochemistry)
RPD	Relative Percent Difference, a measure of the relative difference between two points
TEF	Toxicity Equivalent Factor (Dioxin)
TEQ	Toxicity Equivalent Quotient (Dioxin)
TNTC	Too Numerous To Count

Sample Summary

Client: Southern Company
Job ID: 680-266181-2
Project/Site: Plant McIntosh - Ash Pond 1

Lab Sample ID	Client Sample ID	Matrix	Collected	Received	Sample Origin
680-266181-1	MCI-MGWA-10	Water	08/05/25 09:48	08/06/25 08:14	Georgia
680-266181-2	MCI-MGWA-5	Water	08/05/25 10:10	08/06/25 08:14	Georgia
680-266181-3	MCI-MGWA-11	Water	08/05/25 11:35	08/06/25 08:14	Georgia
680-266181-4	MCI-MGWA-6A	Water	08/05/25 11:55	08/06/25 08:14	Georgia
680-266181-5	MCI-MGWC-19	Water	08/05/25 13:41	08/06/25 08:14	Georgia
680-266181-6	MCI-MGWA-6	Water	08/05/25 13:20	08/06/25 08:14	Georgia
680-266181-7	MCI-MGWC-1	Water	08/05/25 16:29	08/06/25 08:14	Georgia
680-266181-8	MCI-AP1-FB-01	Water	08/05/25 16:15	08/06/25 08:14	Georgia
680-266181-9	MCI-AP1-FD-01	Water	08/05/25 00:00	08/06/25 08:14	Georgia
680-266181-10	MCI-MGWC-20	Water	08/05/25 15:30	08/06/25 08:14	Georgia
680-266200-1	MCI-MGWC-8	Water	08/06/25 10:11	08/07/25 08:35	Georgia
680-266200-2	MCI-AP1-EB-03	Water	08/06/25 09:20	08/07/25 08:35	Georgia
680-266200-3	MCI-MGWC-3	Water	08/06/25 11:40	08/07/25 08:35	Georgia
680-266200-4	MCI-MGWC-12	Water	08/06/25 13:11	08/07/25 08:35	Georgia
680-266200-5	MCI-AP1-FB-02	Water	08/06/25 12:30	08/07/25 08:35	Georgia
680-266200-6	MCI-MGWC-2	Water	08/06/25 13:55	08/07/25 08:35	Georgia
680-266200-7	MCI-MGWC-7	Water	08/06/25 14:20	08/07/25 08:35	Georgia
680-266200-8	MCI-AP1-FD-02	Water	08/06/25 00:00	08/07/25 08:35	Georgia
680-266200-9	MCI-AP1-EB-04	Water	08/06/25 14:45	08/07/25 08:35	Georgia

Job ID: 680-266181-2 — Eurofins Savannah

Job Narrative
680-266181-2

The analytical test results presented in this report meet all requirements of the associated regulatory program listed on the Accreditation/Certification Summary Page, unless otherwise noted. Data qualifiers and/or narrative comments are included to explain any exceptions, if applicable. Regulated compliance samples (e.g. SDWA, NPDES) must comply with associated agency requirements/permits.

- Matrix-specific batch QC (e.g., MS, MSD, SD) may not be reported when insufficient sample volume is available or when site-specific QC samples are not submitted. In such cases, a Laboratory Control Sample Duplicate (LCSD) may be analyzed to provide precision data for the batch.
- For samples analyzed using surrogate and/or isotope dilution analytes, any recoveries falling outside of established acceptance criteria are re-prepared and/or re-analyzed to confirm results, unless the deviation is due to sample dilution or otherwise explained in the case narrative.

Receipt
The samples were received on 8/6/2025 8:14 AM and 8/7/2025 8:35 AM. Unless otherwise noted below, the samples arrived in good condition, and, where required, properly preserved and on ice. The temperatures of the 4 coolers at receipt time were 1.2°C, 1.4°C, 2.7°C and 3.2°C.

Gas Flow Proportional Counter
No additional analytical or quality issues were noted, other than those described above or in the Definitions/ Glossary page.

Rad
No additional analytical or quality issues were noted, other than those described above or in the Definitions/ Glossary page.

Client Sample ID: MCI-MGWA-10

Lab Sample ID: 680-266181-1

Date Collected: 08/05/25 09:48

Matrix: Water

Date Received: 08/06/25 08:14

Method: SW846 9315 - Radium-226 (GFPC)

Analyte	Result	Qualifier	Count Uncert. (2σ+/-)	Total Uncert. (2σ+/-)	RL	MDC	Unit	Prepared	Analyzed	Dil Fac
Radium-226	0.635		0.274	0.280	1.00	0.323	pCi/L	08/13/25 08:24	09/11/25 07:55	1

Carrier	*%Yield*	*Qualifier*	*Limits*	*Prepared*	*Analyzed*	*Dil Fac*
Ba Carrier	*84.1*		*30 - 110*	*08/13/25 08:24*	*09/11/25 07:55*	*1*

Method: SW846 9320 - Radium-228 (GFPC)

Analyte	Result	Qualifier	Count Uncert. (2σ+/-)	Total Uncert. (2σ+/-)	RL	MDC	Unit	Prepared	Analyzed	Dil Fac
Radium-228	0.958		0.405	0.415	1.00	0.517	pCi/L	08/13/25 08:29	09/10/25 11:54	1

Carrier	*%Yield*	*Qualifier*	*Limits*	*Prepared*	*Analyzed*	*Dil Fac*
Ba Carrier	*84.1*		*30 - 110*	*08/13/25 08:29*	*09/10/25 11:54*	*1*
Y Carrier	*84.1*		*30 - 110*	*08/13/25 08:29*	*09/10/25 11:54*	*1*

Method: TAL-STL Ra226_Ra228 - Combined Radium-226 and Radium-228

Analyte	Result	Qualifier	Count Uncert. (2σ+/-)	Total Uncert. (2σ+/-)	RL	MDC	Unit	Prepared	Analyzed	Dil Fac
Combined Radium 226 + 228	1.59		0.489	0.501	5.00	0.517	pCi/L		09/10/25 09:14	1

Client Sample ID: MCI-MGWA-5

Lab Sample ID: 680-266181-2

Date Collected: 08/05/25 10:10

Matrix: Water

Date Received: 08/06/25 08:14

Method: SW846 9315 - Radium-226 (GFPC)

Analyte	Result	Qualifier	Count Uncert. (2σ+/-)	Total Uncert. (2σ+/-)	RL	MDC	Unit	Prepared	Analyzed	Dil Fac
Radium-226	0.318	U	0.228	0.230	1.00	0.332	pCi/L	08/13/25 08:24	09/11/25 07:55	1

Carrier	*%Yield*	*Qualifier*	*Limits*	*Prepared*	*Analyzed*	*Dil Fac*
Ba Carrier	*85.9*		*30 - 110*	*08/13/25 08:24*	*09/11/25 07:55*	*1*

Method: SW846 9320 - Radium-228 (GFPC)

Analyte	Result	Qualifier	Count Uncert. (2σ+/-)	Total Uncert. (2σ+/-)	RL	MDC	Unit	Prepared	Analyzed	Dil Fac
Radium-228	0.544		0.351	0.354	1.00	0.516	pCi/L	08/13/25 08:29	09/10/25 11:54	1

Carrier	*%Yield*	*Qualifier*	*Limits*	*Prepared*	*Analyzed*	*Dil Fac*
Ba Carrier	*85.9*		*30 - 110*	*08/13/25 08:29*	*09/10/25 11:54*	*1*
Y Carrier	*84.9*		*30 - 110*	*08/13/25 08:29*	*09/10/25 11:54*	*1*

Client: Southern Company
Project/Site: Plant McIntosh - Ash Pond 1

Job ID: 680-266181-2

Client Sample ID: MCI-MGWA-5

Lab Sample ID: 680-266181-2

Date Collected: 08/05/25 10:10
Matrix: Water
Date Received: 08/06/25 08:14

Method: TAL-STL Ra226_Ra228 - Combined Radium-226 and Radium-228

Analyte	Result	Qualifier	Count Uncert. (2σ+/-)	Total Uncert. (2σ+/-)	RL	MDC	Unit	Prepared	Analyzed	Dil Fac
Combined Radium 226 + 228	0.862		0.419	0.422	5.00	0.516	pCi/L		09/10/25 09:14	1

Client Sample ID: MCI-MGWA-11

Lab Sample ID: 680-266181-3

Date Collected: 08/05/25 11:35
Matrix: Water
Date Received: 08/06/25 08:14

Method: SW846 9315 - Radium-226 (GFPC)

Analyte	Result	Qualifier	Count Uncert. (2σ+/-)	Total Uncert. (2σ+/-)	RL	MDC	Unit	Prepared	Analyzed	Dil Fac
Radium-226	0.476		0.231	0.235	1.00	0.275	pCi/L	08/13/25 08:24	09/11/25 07:55	1

Carrier	*%Yield*	*Qualifier*	*Limits*	*Prepared*	*Analyzed*	*Dil Fac*
Ba Carrier	*85.4*		*30 - 110*	*08/13/25 08:24*	*09/11/25 07:55*	*1*

Method: SW846 9320 - Radium-228 (GFPC)

Analyte	Result	Qualifier	Count Uncert. (2σ+/-)	Total Uncert. (2σ+/-)	RL	MDC	Unit	Prepared	Analyzed	Dil Fac
Radium-228	0.788		0.400	0.406	1.00	0.550	pCi/L	08/13/25 08:29	09/10/25 11:54	1

Carrier	*%Yield*	*Qualifier*	*Limits*	*Prepared*	*Analyzed*	*Dil Fac*
Ba Carrier	*85.4*		*30 - 110*	*08/13/25 08:29*	*09/10/25 11:54*	*1*
Y Carrier	*81.9*		*30 - 110*	*08/13/25 08:29*	*09/10/25 11:54*	*1*

Method: TAL-STL Ra226_Ra228 - Combined Radium-226 and Radium-228

Analyte	Result	Qualifier	Count Uncert. (2σ+/-)	Total Uncert. (2σ+/-)	RL	MDC	Unit	Prepared	Analyzed	Dil Fac
Combined Radium 226 + 228	1.26		0.462	0.469	5.00	0.550	pCi/L		09/10/25 09:14	1

Client Sample ID: MCI-MGWA-6A

Lab Sample ID: 680-266181-4

Date Collected: 08/05/25 11:55
Matrix: Water
Date Received: 08/06/25 08:14

Method: SW846 9315 - Radium-226 (GFPC)

Analyte	Result	Qualifier	Count Uncert. (2σ+/-)	Total Uncert. (2σ+/-)	RL	MDC	Unit	Prepared	Analyzed	Dil Fac
Radium-226	0.493		0.231	0.235	1.00	0.264	pCi/L	08/13/25 08:24	09/11/25 07:56	1

Carrier	*%Yield*	*Qualifier*	*Limits*	*Prepared*	*Analyzed*	*Dil Fac*
Ba Carrier	*82.4*		*30 - 110*	*08/13/25 08:24*	*09/11/25 07:56*	*1*

Client Sample ID: MCI-MGWA-6A

Lab Sample ID: 680-266181-4

Date Collected: 08/05/25 11:55

Matrix: Water

Date Received: 08/06/25 08:14

Method: SW846 9320 - Radium-228 (GFPC)

Analyte	Result	Qualifier	Count Uncert. (2σ+/-)	Total Uncert. (2σ+/-)	RL	MDC	Unit	Prepared	Analyzed	Dil Fac
Radium-228	0.840		0.385	0.393	1.00	0.509	pCi/L	08/13/25 08:29	09/10/25 11:59	1

Carrier	*%Yield*	*Qualifier*	*Limits*	*Prepared*	*Analyzed*	*Dil Fac*
Ba Carrier	*82.4*		*30 - 110*	*08/13/25 08:29*	*09/10/25 11:59*	*1*
Y Carrier	*89.3*		*30 - 110*	*08/13/25 08:29*	*09/10/25 11:59*	*1*

Method: TAL-STL Ra226_Ra228 - Combined Radium-226 and Radium-228

Analyte	Result	Qualifier	Count Uncert. (2σ+/-)	Total Uncert. (2σ+/-)	RL	MDC	Unit	Prepared	Analyzed	Dil Fac
Combined Radium 226 + 228	1.33		0.449	0.458	5.00	0.509	pCi/L		09/11/25 14:53	1

Client Sample ID: MCI-MGWC-19

Lab Sample ID: 680-266181-5

Date Collected: 08/05/25 13:41

Matrix: Water

Date Received: 08/06/25 08:14

Method: SW846 9315 - Radium-226 (GFPC)

Analyte	Result	Qualifier	Count Uncert. (2σ+/-)	Total Uncert. (2σ+/-)	RL	MDC	Unit	Prepared	Analyzed	Dil Fac
Radium-226	0.464		0.217	0.221	1.00	0.246	pCi/L	08/13/25 08:24	09/11/25 07:56	1

Carrier	*%Yield*	*Qualifier*	*Limits*	*Prepared*	*Analyzed*	*Dil Fac*
Ba Carrier	*88.3*		*30 - 110*	*08/13/25 08:24*	*09/11/25 07:56*	*1*

Method: SW846 9320 - Radium-228 (GFPC)

Analyte	Result	Qualifier	Count Uncert. (2σ+/-)	Total Uncert. (2σ+/-)	RL	MDC	Unit	Prepared	Analyzed	Dil Fac
Radium-228	1.01		0.460	0.469	1.00	0.632	pCi/L	08/13/25 08:29	09/10/25 11:59	1

Carrier	*%Yield*	*Qualifier*	*Limits*	*Prepared*	*Analyzed*	*Dil Fac*
Ba Carrier	*88.3*		*30 - 110*	*08/13/25 08:29*	*09/10/25 11:59*	*1*
Y Carrier	*81.1*		*30 - 110*	*08/13/25 08:29*	*09/10/25 11:59*	*1*

Method: TAL-STL Ra226_Ra228 - Combined Radium-226 and Radium-228

Analyte	Result	Qualifier	Count Uncert. (2σ+/-)	Total Uncert. (2σ+/-)	RL	MDC	Unit	Prepared	Analyzed	Dil Fac
Combined Radium 226 + 228	1.48		0.509	0.518	5.00	0.632	pCi/L		09/11/25 14:53	1

Client Sample ID: MCI-MGWA-6

Lab Sample ID: 680-266181-6

Date Collected: 08/05/25 13:20

Matrix: Water

Date Received: 08/06/25 08:14

Method: SW846 9315 - Radium-226 (GFPC)

Analyte	Result	Qualifier	Count Uncert. (2σ+/-)	Total Uncert. (2σ+/-)	RL	MDC	Unit	Prepared	Analyzed	Dil Fac
Radium-226	0.989		0.334	0.346	1.00	0.356	pCi/L	08/13/25 08:24	09/11/25 07:56	1

Carrier	*%Yield*	*Qualifier*	*Limits*	*Prepared*	*Analyzed*	*Dil Fac*
Ba Carrier	*86.4*		*30 - 110*	*08/13/25 08:24*	*09/11/25 07:56*	*1*

Method: SW846 9320 - Radium-228 (GFPC)

Analyte	Result	Qualifier	Count Uncert. (2σ+/-)	Total Uncert. (2σ+/-)	RL	MDC	Unit	Prepared	Analyzed	Dil Fac
Radium-228	0.491	U	0.355	0.358	1.00	0.538	pCi/L	08/13/25 08:29	09/10/25 11:59	1

Carrier	*%Yield*	*Qualifier*	*Limits*	*Prepared*	*Analyzed*	*Dil Fac*
Ba Carrier	*86.4*		*30 - 110*	*08/13/25 08:29*	*09/10/25 11:59*	*1*
Y Carrier	*84.5*		*30 - 110*	*08/13/25 08:29*	*09/10/25 11:59*	*1*

Method: TAL-STL Ra226_Ra228 - Combined Radium-226 and Radium-228

Analyte	Result	Qualifier	Count Uncert. (2σ+/-)	Total Uncert. (2σ+/-)	RL	MDC	Unit	Prepared	Analyzed	Dil Fac
Combined Radium 226 + 228	1.48		0.487	0.498	5.00	0.538	pCi/L		09/11/25 14:53	1

Client Sample ID: MCI-MGWC-1

Lab Sample ID: 680-266181-7

Date Collected: 08/05/25 16:29

Matrix: Water

Date Received: 08/06/25 08:14

Method: SW846 9315 - Radium-226 (GFPC)

Analyte	Result	Qualifier	Count Uncert. (2σ+/-)	Total Uncert. (2σ+/-)	RL	MDC	Unit	Prepared	Analyzed	Dil Fac
Radium-226	2.17		0.427	0.470	1.00	0.281	pCi/L	08/13/25 08:24	09/11/25 07:56	1

Carrier	*%Yield*	*Qualifier*	*Limits*	*Prepared*	*Analyzed*	*Dil Fac*
Ba Carrier	*80.6*		*30 - 110*	*08/13/25 08:24*	*09/11/25 07:56*	*1*

Method: SW846 9320 - Radium-228 (GFPC)

Analyte	Result	Qualifier	Count Uncert. (2σ+/-)	Total Uncert. (2σ+/-)	RL	MDC	Unit	Prepared	Analyzed	Dil Fac
Radium-228	0.855		0.448	0.455	1.00	0.636	pCi/L	08/13/25 08:29	09/10/25 11:58	1

Carrier	*%Yield*	*Qualifier*	*Limits*	*Prepared*	*Analyzed*	*Dil Fac*
Ba Carrier	*80.6*		*30 - 110*	*08/13/25 08:29*	*09/10/25 11:58*	*1*
Y Carrier	*82.6*		*30 - 110*	*08/13/25 08:29*	*09/10/25 11:58*	*1*

Client Sample ID: MCI-MGWC-1

Lab Sample ID: 680-266181-7

Date Collected: 08/05/25 16:29
Matrix: Water
Date Received: 08/06/25 08:14

Method: TAL-STL Ra226_Ra228 - Combined Radium-226 and Radium-228

Analyte	Result	Qualifier	Count Uncert. (2σ+/-)	Total Uncert. (2σ+/-)	RL	MDC	Unit	Prepared	Analyzed	Dil Fac
Combined Radium 226 + 228	3.03		0.619	0.654	5.00	0.636	pCi/L		09/11/25 14:53	1

Client Sample ID: MCI-AP1-FB-01

Lab Sample ID: 680-266181-8

Date Collected: 08/05/25 16:15
Matrix: Water
Date Received: 08/06/25 08:14

Method: SW846 9315 - Radium-226 (GFPC)

Analyte	Result	Qualifier	Count Uncert. (2σ+/-)	Total Uncert. (2σ+/-)	RL	MDC	Unit	Prepared	Analyzed	Dil Fac
Radium-226	0.430		0.232	0.235	1.00	0.295	pCi/L	08/13/25 08:24	09/11/25 07:56	1

Carrier	*%Yield*	*Qualifier*	*Limits*	*Prepared*	*Analyzed*	*Dil Fac*
Ba Carrier	*82.6*		*30 - 110*	*08/13/25 08:24*	*09/11/25 07:56*	*1*

Method: SW846 9320 - Radium-228 (GFPC)

Analyte	Result	Qualifier	Count Uncert. (2σ+/-)	Total Uncert. (2σ+/-)	RL	MDC	Unit	Prepared	Analyzed	Dil Fac
Radium-228	0.520	U	0.401	0.404	1.00	0.619	pCi/L	08/13/25 08:29	09/10/25 11:58	1

Carrier	*%Yield*	*Qualifier*	*Limits*	*Prepared*	*Analyzed*	*Dil Fac*
Ba Carrier	*82.6*		*30 - 110*	*08/13/25 08:29*	*09/10/25 11:58*	*1*
Y Carrier	*81.5*		*30 - 110*	*08/13/25 08:29*	*09/10/25 11:58*	*1*

Method: TAL-STL Ra226_Ra228 - Combined Radium-226 and Radium-228

Analyte	Result	Qualifier	Count Uncert. (2σ+/-)	Total Uncert. (2σ+/-)	RL	MDC	Unit	Prepared	Analyzed	Dil Fac
Combined Radium 226 + 228	0.950		0.463	0.467	5.00	0.619	pCi/L		09/11/25 14:53	1

Client Sample ID: MCI-AP1-FD-01

Lab Sample ID: 680-266181-9

Date Collected: 08/05/25 00:00
Matrix: Water
Date Received: 08/06/25 08:14

Method: SW846 9315 - Radium-226 (GFPC)

Analyte	Result	Qualifier	Count Uncert. (2σ+/-)	Total Uncert. (2σ+/-)	RL	MDC	Unit	Prepared	Analyzed	Dil Fac
Radium-226	0.352		0.212	0.215	1.00	0.286	pCi/L	08/13/25 08:24	09/11/25 07:56	1

Carrier	*%Yield*	*Qualifier*	*Limits*	*Prepared*	*Analyzed*	*Dil Fac*
Ba Carrier	*89.1*		*30 - 110*	*08/13/25 08:24*	*09/11/25 07:56*	*1*

Client: Southern Company
Project/Site: Plant McIntosh - Ash Pond 1

Job ID: 680-266181-2

Client Sample ID: MCI-AP1-FD-01

Lab Sample ID: 680-266181-9

Date Collected: 08/05/25 00:00
Matrix: Water
Date Received: 08/06/25 08:14

Method: SW846 9320 - Radium-228 (GFPC)

Analyte	Result	Qualifier	Count Uncert. (2σ+/-)	Total Uncert. (2σ+/-)	RL	MDC	Unit	Prepared	Analyzed	Dil Fac
Radium-228	0.388	U	0.393	0.395	1.00	0.636	pCi/L	08/13/25 08:29	09/10/25 11:58	1

Carrier	*%Yield*	*Qualifier*	*Limits*	*Prepared*	*Analyzed*	*Dil Fac*
Ba Carrier	*89.1*		*30 - 110*	*08/13/25 08:29*	*09/10/25 11:58*	*1*
Y Carrier	*79.6*		*30 - 110*	*08/13/25 08:29*	*09/10/25 11:58*	*1*

Method: TAL-STL Ra226_Ra228 - Combined Radium-226 and Radium-228

Analyte	Result	Qualifier	Count Uncert. (2σ+/-)	Total Uncert. (2σ+/-)	RL	MDC	Unit	Prepared	Analyzed	Dil Fac
Combined Radium 226 + 228	**0.740**		0.447	0.450	5.00	0.636	pCi/L		09/11/25 14:53	1

Client Sample ID: MCI-MGWC-20

Lab Sample ID: 680-266181-10

Date Collected: 08/05/25 15:30
Matrix: Water
Date Received: 08/06/25 08:14

Method: SW846 9315 - Radium-226 (GFPC)

Analyte	Result	Qualifier	Count Uncert. (2σ+/-)	Total Uncert. (2σ+/-)	RL	MDC	Unit	Prepared	Analyzed	Dil Fac
Radium-226	0.194	U	0.220	0.221	1.00	0.359	pCi/L	08/13/25 08:24	09/11/25 07:56	1

Carrier	*%Yield*	*Qualifier*	*Limits*	*Prepared*	*Analyzed*	*Dil Fac*
Ba Carrier	*89.8*		*30 - 110*	*08/13/25 08:24*	*09/11/25 07:56*	*1*

Method: SW846 9320 - Radium-228 (GFPC)

Analyte	Result	Qualifier	Count Uncert. (2σ+/-)	Total Uncert. (2σ+/-)	RL	MDC	Unit	Prepared	Analyzed	Dil Fac
Radium-228	0.381	U	0.346	0.348	1.00	0.547	pCi/L	08/13/25 08:29	09/10/25 11:58	1

Carrier	*%Yield*	*Qualifier*	*Limits*	*Prepared*	*Analyzed*	*Dil Fac*
Ba Carrier	*89.8*		*30 - 110*	*08/13/25 08:29*	*09/10/25 11:58*	*1*
Y Carrier	*79.6*		*30 - 110*	*08/13/25 08:29*	*09/10/25 11:58*	*1*

Method: TAL-STL Ra226_Ra228 - Combined Radium-226 and Radium-228

Analyte	Result	Qualifier	Count Uncert. (2σ+/-)	Total Uncert. (2σ+/-)	RL	MDC	Unit	Prepared	Analyzed	Dil Fac
Combined Radium 226 + 228	**0.576**		0.410	0.412	5.00	0.547	pCi/L		09/11/25 14:53	1

Client Sample ID: MCI-MGWC-8

Lab Sample ID: 680-266200-1

Date Collected: 08/06/25 10:11

Matrix: Water

Date Received: 08/07/25 08:35

Method: SW846 9315 - Radium-226 (GFPC)

Analyte	Result	Qualifier	Count Uncert. (2σ+/-)	Total Uncert. (2σ+/-)	RL	MDC	Unit	Prepared	Analyzed	Dil Fac
Radium-226	0.872		0.339	0.348	1.00	0.405	pCi/L	08/13/25 08:24	09/11/25 07:56	1

Carrier	*%Yield*	*Qualifier*	*Limits*	*Prepared*	*Analyzed*	*Dil Fac*
Ba Carrier	*82.1*		*30 - 110*	*08/13/25 08:24*	*09/11/25 07:56*	*1*

Method: SW846 9320 - Radium-228 (GFPC)

Analyte	Result	Qualifier	Count Uncert. (2σ+/-)	Total Uncert. (2σ+/-)	RL	MDC	Unit	Prepared	Analyzed	Dil Fac
Radium-228	0.654		0.401	0.406	1.00	0.584	pCi/L	08/13/25 08:29	09/10/25 11:58	1

Carrier	*%Yield*	*Qualifier*	*Limits*	*Prepared*	*Analyzed*	*Dil Fac*
Ba Carrier	*82.1*		*30 - 110*	*08/13/25 08:29*	*09/10/25 11:58*	*1*
Y Carrier	*80.7*		*30 - 110*	*08/13/25 08:29*	*09/10/25 11:58*	*1*

Method: TAL-STL Ra226_Ra228 - Combined Radium-226 and Radium-228

Analyte	Result	Qualifier	Count Uncert. (2σ+/-)	Total Uncert. (2σ+/-)	RL	MDC	Unit	Prepared	Analyzed	Dil Fac
Combined Radium 226 + 228	1.53		0.525	0.535	5.00	0.584	pCi/L		09/11/25 14:53	1

Client Sample ID: MCI-AP1-EB-03

Lab Sample ID: 680-266200-2

Date Collected: 08/06/25 09:20

Matrix: Water

Date Received: 08/07/25 08:35

Method: SW846 9315 - Radium-226 (GFPC)

Analyte	Result	Qualifier	Count Uncert. (2σ+/-)	Total Uncert. (2σ+/-)	RL	MDC	Unit	Prepared	Analyzed	Dil Fac
Radium-226	0.211	U	0.201	0.202	1.00	0.314	pCi/L	08/13/25 08:24	09/11/25 07:54	1

Carrier	*%Yield*	*Qualifier*	*Limits*	*Prepared*	*Analyzed*	*Dil Fac*
Ba Carrier	*79.4*		*30 - 110*	*08/13/25 08:24*	*09/11/25 07:54*	*1*

Method: SW846 9320 - Radium-228 (GFPC)

Analyte	Result	Qualifier	Count Uncert. (2σ+/-)	Total Uncert. (2σ+/-)	RL	MDC	Unit	Prepared	Analyzed	Dil Fac
Radium-228	0.341	U	0.380	0.381	1.00	0.621	pCi/L	08/13/25 08:29	09/10/25 11:59	1

Carrier	*%Yield*	*Qualifier*	*Limits*	*Prepared*	*Analyzed*	*Dil Fac*
Ba Carrier	*79.4*		*30 - 110*	*08/13/25 08:29*	*09/10/25 11:59*	*1*
Y Carrier	*80.0*		*30 - 110*	*08/13/25 08:29*	*09/10/25 11:59*	*1*

Client Sample ID: MCI-AP1-EB-03

Lab Sample ID: 680-266200-2

Date Collected: 08/06/25 09:20

Matrix: Water

Date Received: 08/07/25 08:35

Method: TAL-STL Ra226_Ra228 - Combined Radium-226 and Radium-228

Analyte	Result	Qualifier	Count Uncert. (2σ+/-)	Total Uncert. (2σ+/-)	RL	MDC	Unit	Prepared	Analyzed	Dil Fac
Combined Radium 226 + 228	0.552	U	0.430	0.431	5.00	0.621	pCi/L		09/11/25 14:53	1

Client Sample ID: MCI-MGWC-3

Lab Sample ID: 680-266200-3

Date Collected: 08/06/25 11:40

Matrix: Water

Date Received: 08/07/25 08:35

Method: SW846 9315 - Radium-226 (GFPC)

Analyte	Result	Qualifier	Count Uncert. (2σ+/-)	Total Uncert. (2σ+/-)	RL	MDC	Unit	Prepared	Analyzed	Dil Fac
Radium-226	**0.913**		0.306	0.317	1.00	0.313	pCi/L	08/13/25 08:24	09/11/25 07:54	1

Carrier	*%Yield*	*Qualifier*	*Limits*	*Prepared*	*Analyzed*	*Dil Fac*
Ba Carrier	*82.1*		*30 - 110*	*08/13/25 08:24*	*09/11/25 07:54*	*1*

Method: SW846 9320 - Radium-228 (GFPC)

Analyte	Result	Qualifier	Count Uncert. (2σ+/-)	Total Uncert. (2σ+/-)	RL	MDC	Unit	Prepared	Analyzed	Dil Fac
Radium-228	**0.788**		0.413	0.420	1.00	0.583	pCi/L	08/13/25 08:29	09/10/25 11:59	1

Carrier	*%Yield*	*Qualifier*	*Limits*	*Prepared*	*Analyzed*	*Dil Fac*
Ba Carrier	*82.1*		*30 - 110*	*08/13/25 08:29*	*09/10/25 11:59*	*1*
Y Carrier	*86.4*		*30 - 110*	*08/13/25 08:29*	*09/10/25 11:59*	*1*

Method: TAL-STL Ra226_Ra228 - Combined Radium-226 and Radium-228

Analyte	Result	Qualifier	Count Uncert. (2σ+/-)	Total Uncert. (2σ+/-)	RL	MDC	Unit	Prepared	Analyzed	Dil Fac
Combined Radium 226 + 228	**1.70**		0.514	0.526	5.00	0.583	pCi/L		09/11/25 14:53	1

Client Sample ID: MCI-MGWC-12

Lab Sample ID: 680-266200-4

Date Collected: 08/06/25 13:11

Matrix: Water

Date Received: 08/07/25 08:35

Method: SW846 9315 - Radium-226 (GFPC)

Analyte	Result	Qualifier	Count Uncert. (2σ+/-)	Total Uncert. (2σ+/-)	RL	MDC	Unit	Prepared	Analyzed	Dil Fac
Radium-226	**0.712**		0.272	0.279	1.00	0.299	pCi/L	08/13/25 08:24	09/11/25 07:54	1

Carrier	*%Yield*	*Qualifier*	*Limits*	*Prepared*	*Analyzed*	*Dil Fac*
Ba Carrier	*85.6*		*30 - 110*	*08/13/25 08:24*	*09/11/25 07:54*	*1*

Client Sample ID: MCI-MGWC-12

Lab Sample ID: 680-266200-4

Date Collected: 08/06/25 13:11
Matrix: Water
Date Received: 08/07/25 08:35

Method: SW846 9320 - Radium-228 (GFPC)

Analyte	Result	Qualifier	Count Uncert. (2σ+/-)	Total Uncert. (2σ+/-)	RL	MDC	Unit	Prepared	Analyzed	Dil Fac
Radium-228	0.280	U	0.340	0.341	1.00	0.563	pCi/L	08/13/25 08:29	09/10/25 11:59	1

Carrier	*%Yield*	*Qualifier*	*Limits*	*Prepared*	*Analyzed*	*Dil Fac*
Ba Carrier	*85.6*		*30 - 110*	*08/13/25 08:29*	*09/10/25 11:59*	*1*
Y Carrier	*81.9*		*30 - 110*	*08/13/25 08:29*	*09/10/25 11:59*	*1*

Method: TAL-STL Ra226_Ra228 - Combined Radium-226 and Radium-228

Analyte	Result	Qualifier	Count Uncert. (2σ+/-)	Total Uncert. (2σ+/-)	RL	MDC	Unit	Prepared	Analyzed	Dil Fac
Combined Radium 226 + 228	**0.991**		0.435	0.441	5.00	0.563	pCi/L		09/11/25 14:53	1

Client Sample ID: MCI-AP1-FB-02

Lab Sample ID: 680-266200-5

Date Collected: 08/06/25 12:30
Matrix: Water
Date Received: 08/07/25 08:35

Method: SW846 9315 - Radium-226 (GFPC)

Analyte	Result	Qualifier	Count Uncert. (2σ+/-)	Total Uncert. (2σ+/-)	RL	MDC	Unit	Prepared	Analyzed	Dil Fac
Radium-226	0.128	U	0.164	0.165	1.00	0.273	pCi/L	08/13/25 08:24	09/11/25 07:54	1

Carrier	*%Yield*	*Qualifier*	*Limits*	*Prepared*	*Analyzed*	*Dil Fac*
Ba Carrier	*85.9*		*30 - 110*	*08/13/25 08:24*	*09/11/25 07:54*	*1*

Method: SW846 9320 - Radium-228 (GFPC)

Analyte	Result	Qualifier	Count Uncert. (2σ+/-)	Total Uncert. (2σ+/-)	RL	MDC	Unit	Prepared	Analyzed	Dil Fac
Radium-228	0.302	U	0.346	0.348	1.00	0.568	pCi/L	08/13/25 08:29	09/10/25 11:59	1

Carrier	*%Yield*	*Qualifier*	*Limits*	*Prepared*	*Analyzed*	*Dil Fac*
Ba Carrier	*85.9*		*30 - 110*	*08/13/25 08:29*	*09/10/25 11:59*	*1*
Y Carrier	*82.2*		*30 - 110*	*08/13/25 08:29*	*09/10/25 11:59*	*1*

Method: TAL-STL Ra226_Ra228 - Combined Radium-226 and Radium-228

Analyte	Result	Qualifier	Count Uncert. (2σ+/-)	Total Uncert. (2σ+/-)	RL	MDC	Unit	Prepared	Analyzed	Dil Fac
Combined Radium 226 + 228	0.430	U	0.383	0.385	5.00	0.568	pCi/L		09/11/25 14:53	1

Client Sample ID: MCI-MGWC-2

Lab Sample ID: 680-266200-6

Date Collected: 08/06/25 13:55

Matrix: Water

Date Received: 08/07/25 08:35

Method: SW846 9315 - Radium-226 (GFPC)

Analyte	Result	Qualifier	Count Uncert. (2σ+/-)	Total Uncert. (2σ+/-)	RL	MDC	Unit	Prepared	Analyzed	Dil Fac
Radium-226	0.234	U	0.182	0.184	1.00	0.263	pCi/L	08/13/25 08:24	09/11/25 07:54	1

Carrier	*%Yield*	*Qualifier*	*Limits*	*Prepared*	*Analyzed*	*Dil Fac*
Ba Carrier	*83.1*		*30 - 110*	*08/13/25 08:24*	*09/11/25 07:54*	*1*

Method: SW846 9320 - Radium-228 (GFPC)

Analyte	Result	Qualifier	Count Uncert. (2σ+/-)	Total Uncert. (2σ+/-)	RL	MDC	Unit	Prepared	Analyzed	Dil Fac
Radium-228	0.348	U	0.343	0.344	1.00	0.550	pCi/L	08/13/25 08:29	09/10/25 11:59	1

Carrier	*%Yield*	*Qualifier*	*Limits*	*Prepared*	*Analyzed*	*Dil Fac*
Ba Carrier	*83.1*		*30 - 110*	*08/13/25 08:29*	*09/10/25 11:59*	*1*
Y Carrier	*89.3*		*30 - 110*	*08/13/25 08:29*	*09/10/25 11:59*	*1*

Method: TAL-STL Ra226_Ra228 - Combined Radium-226 and Radium-228

Analyte	Result	Qualifier	Count Uncert. (2σ+/-)	Total Uncert. (2σ+/-)	RL	MDC	Unit	Prepared	Analyzed	Dil Fac
Combined Radium 226 + 228	**0.583**		0.388	0.390	5.00	0.550	pCi/L		09/11/25 14:53	1

Client Sample ID: MCI-MGWC-7

Lab Sample ID: 680-266200-7

Date Collected: 08/06/25 14:20

Matrix: Water

Date Received: 08/07/25 08:35

Method: SW846 9315 - Radium-226 (GFPC)

Analyte	Result	Qualifier	Count Uncert. (2σ+/-)	Total Uncert. (2σ+/-)	RL	MDC	Unit	Prepared	Analyzed	Dil Fac
Radium-226	**0.937**		0.297	0.309	1.00	0.268	pCi/L	08/13/25 08:24	09/11/25 07:54	1

Carrier	*%Yield*	*Qualifier*	*Limits*	*Prepared*	*Analyzed*	*Dil Fac*
Ba Carrier	*83.4*		*30 - 110*	*08/13/25 08:24*	*09/11/25 07:54*	*1*

Method: SW846 9320 - Radium-228 (GFPC)

Analyte	Result	Qualifier	Count Uncert. (2σ+/-)	Total Uncert. (2σ+/-)	RL	MDC	Unit	Prepared	Analyzed	Dil Fac
Radium-228	0.349	U	0.368	0.369	1.00	0.597	pCi/L	08/13/25 08:29	09/10/25 11:59	1

Carrier	*%Yield*	*Qualifier*	*Limits*	*Prepared*	*Analyzed*	*Dil Fac*
Ba Carrier	*83.4*		*30 - 110*	*08/13/25 08:29*	*09/10/25 11:59*	*1*
Y Carrier	*82.6*		*30 - 110*	*08/13/25 08:29*	*09/10/25 11:59*	*1*

Client Sample ID: MCI-MGWC-7

Lab Sample ID: 680-266200-7

Date Collected: 08/06/25 14:20

Matrix: Water

Date Received: 08/07/25 08:35

Method: TAL-STL Ra226_Ra228 - Combined Radium-226 and Radium-228

Analyte	Result	Qualifier	Count Uncert. (2σ+/-)	Total Uncert. (2σ+/-)	RL	MDC	Unit	Prepared	Analyzed	Dil Fac
Combined Radium 226 + 228	1.29		0.473	0.481	5.00	0.597	pCi/L		09/11/25 14:53	1

Client Sample ID: MCI-AP1-FD-02

Lab Sample ID: 680-266200-8

Date Collected: 08/06/25 00:00

Matrix: Water

Date Received: 08/07/25 08:35

Method: SW846 9315 - Radium-226 (GFPC)

Analyte	Result	Qualifier	Count Uncert. (2σ+/-)	Total Uncert. (2σ+/-)	RL	MDC	Unit	Prepared	Analyzed	Dil Fac
Radium-226	0.999		0.295	0.308	1.00	0.268	pCi/L	08/13/25 08:24	09/11/25 07:54	1

Carrier	*%Yield*	*Qualifier*	*Limits*	*Prepared*	*Analyzed*	*Dil Fac*
Ba Carrier	*93.1*		*30 - 110*	*08/13/25 08:24*	*09/11/25 07:54*	*1*

Method: SW846 9320 - Radium-228 (GFPC)

Analyte	Result	Qualifier	Count Uncert. (2σ+/-)	Total Uncert. (2σ+/-)	RL	MDC	Unit	Prepared	Analyzed	Dil Fac
Radium-228	0.663		0.350	0.355	1.00	0.488	pCi/L	08/13/25 08:29	09/10/25 11:59	1

Carrier	*%Yield*	*Qualifier*	*Limits*	*Prepared*	*Analyzed*	*Dil Fac*
Ba Carrier	*93.1*		*30 - 110*	*08/13/25 08:29*	*09/10/25 11:59*	*1*
Y Carrier	*84.1*		*30 - 110*	*08/13/25 08:29*	*09/10/25 11:59*	*1*

Method: TAL-STL Ra226_Ra228 - Combined Radium-226 and Radium-228

Analyte	Result	Qualifier	Count Uncert. (2σ+/-)	Total Uncert. (2σ+/-)	RL	MDC	Unit	Prepared	Analyzed	Dil Fac
Combined Radium 226 + 228	1.66		0.458	0.470	5.00	0.488	pCi/L		09/11/25 14:53	1

Client Sample ID: MCI-AP1-EB-04

Lab Sample ID: 680-266200-9

Date Collected: 08/06/25 14:45

Matrix: Water

Date Received: 08/07/25 08:35

Method: SW846 9315 - Radium-226 (GFPC)

Analyte	Result	Qualifier	Count Uncert. (2σ+/-)	Total Uncert. (2σ+/-)	RL	MDC	Unit	Prepared	Analyzed	Dil Fac
Radium-226	0.227		0.162	0.163	1.00	0.220	pCi/L	08/13/25 08:24	09/11/25 07:54	1

Carrier	*%Yield*	*Qualifier*	*Limits*	*Prepared*	*Analyzed*	*Dil Fac*
Ba Carrier	*92.3*		*30 - 110*	*08/13/25 08:24*	*09/11/25 07:54*	*1*

Client: Southern Company
Project/Site: Plant McIntosh - Ash Pond 1

Job ID: 680-266181-2

Client Sample ID: MCI-AP1-EB-04
Date Collected: 08/06/25 14:45
Date Received: 08/07/25 08:35

Lab Sample ID: 680-266200-9
Matrix: Water

Method: SW846 9320 - Radium-228 (GFPC)

Analyte	Result	Qualifier	Count Uncert. (2σ+/-)	Total Uncert. (2σ+/-)	RL	MDC	Unit	Prepared	Analyzed	Dil Fac
Radium-228	0.774		0.374	0.381	1.00	0.499	pCi/L	08/13/25 08:29	09/10/25 11:59	1

Carrier	*%Yield*	*Qualifier*	*Limits*	*Prepared*	*Analyzed*	*Dil Fac*
Ba Carrier	*92.3*		*30 - 110*	*08/13/25 08:29*	*09/10/25 11:59*	*1*
Y Carrier	*77.0*		*30 - 110*	*08/13/25 08:29*	*09/10/25 11:59*	*1*

Method: TAL-STL Ra226_Ra228 - Combined Radium-226 and Radium-228

Analyte	Result	Qualifier	Count Uncert. (2σ+/-)	Total Uncert. (2σ+/-)	RL	MDC	Unit	Prepared	Analyzed	Dil Fac
Combined Radium 226 + 228	1.00		0.408	0.414	5.00	0.499	pCi/L		09/11/25 14:54	1

Tracer/Carrier Summary

Client: Southern Company
Project/Site: Plant McIntosh - Ash Pond 1

Job ID: 680-266181-2

Method: 9315 - Radium-226 (GFPC)

Matrix: Water

Prep Type: Total/NA

		Percent Yield (Acceptance Limits)						
		Ba						
Lab Sample ID	Client Sample ID	(30-110)						
680-266181-1	MCI-MGWA-10	84.1						
680-266181-2	MCI-MGWA-5	85.9						
680-266181-3	MCI-MGWA-11	85.4						
680-266181-3 DU	MCI-MGWA-11	84.9						
680-266181-4	MCI-MGWA-6A	82.4						
680-266181-5	MCI-MGWC-19	88.3						
680-266181-6	MCI-MGWA-6	86.4						
680-266181-7	MCI-MGWC-1	80.6						
680-266181-8	MCI-AP1-FB-01	82.6						
680-266181-9	MCI-AP1-FD-01	89.1						
680-266181-10	MCI-MGWC-20	89.8						
680-266200-1	MCI-MGWC-8	82.1						
680-266200-2	MCI-AP1-EB-03	79.4						
680-266200-3	MCI-MGWC-3	82.1						
680-266200-4	MCI-MGWC-12	85.6						
680-266200-5	MCI-AP1-FB-02	85.9						
680-266200-6	MCI-MGWC-2	83.1						
680-266200-7	MCI-MGWC-7	83.4						
680-266200-8	MCI-AP1-FD-02	93.1						
680-266200-9	MCI-AP1-EB-04	92.3						
LCS 160-731802/2-A	Lab Control Sample	88.8						
MB 160-731802/1-A	Method Blank	90.8						

Tracer/Carrier Legend

Ba = Ba Carrier

Method: 9320 - Radium-228 (GFPC)

Matrix: Water

Prep Type: Total/NA

		Percent Yield (Acceptance Limits)							
		Ba	Y						
Lab Sample ID	Client Sample ID	(30-110)	(30-110)						
680-266181-1	MCI-MGWA-10	84.1	84.1						
680-266181-2	MCI-MGWA-5	85.9	84.9						
680-266181-3	MCI-MGWA-11	85.4	81.9						
680-266181-3 DU	MCI-MGWA-11	84.9	82.2						
680-266181-4	MCI-MGWA-6A	82.4	89.3						
680-266181-5	MCI-MGWC-19	88.3	81.1						
680-266181-6	MCI-MGWA-6	86.4	84.5						
680-266181-7	MCI-MGWC-1	80.6	82.6						
680-266181-8	MCI-AP1-FB-01	82.6	81.5						
680-266181-9	MCI-AP1-FD-01	89.1	79.6						
680-266181-10	MCI-MGWC-20	89.8	79.6						
680-266200-1	MCI-MGWC-8	82.1	80.7						
680-266200-2	MCI-AP1-EB-03	79.4	80.0						
680-266200-3	MCI-MGWC-3	82.1	86.4						
680-266200-4	MCI-MGWC-12	85.6	81.9						
680-266200-5	MCI-AP1-FB-02	85.9	82.2						
680-266200-6	MCI-MGWC-2	83.1	89.3						
680-266200-7	MCI-MGWC-7	83.4	82.6						

Tracer/Carrier Summary

Client: Southern Company
Job ID: 680-266181-2
Project/Site: Plant McIntosh - Ash Pond 1

Method: 9320 - Radium-228 (GFPC) (Continued)

Matrix: Water
Prep Type: Total/NA

		Percent Yield (Acceptance Limits)									
		Ba	Y								
Lab Sample ID	Client Sample ID	(30-110)	(30-110)								
680-266200-8	MCI-AP1-FD-02	93.1	84.1								
680-266200-9	MCI-AP1-EB-04	92.3	77.0								
LCS 160-731803/2-A	Lab Control Sample	88.8	81.9								
MB 160-731803/1-A	Method Blank	90.8	80.4								

Tracer/Carrier Legend

Ba = Ba Carrier

Y = Y Carrier

Method: 9315 - Radium-226 (GFPC)

Lab Sample ID: MB 160-731802/1-A
Matrix: Water
Analysis Batch: 735576

Client Sample ID: Method Blank
Prep Type: Total/NA
Prep Batch: 731802

Analyte	MB Result	MB Qualifier	Count Uncert. (2σ+/-)	Total Uncert. (2σ+/-)	RL	MDC	Unit	Prepared	Analyzed	Dil Fac
Radium-226	0.03025	U	0.139	0.139	1.00	0.269	pCi/L	08/13/25 08:24	09/11/25 07:55	1

Carrier	MB %Yield	MB Qualifier	Limits	Prepared	Analyzed	Dil Fac
Ba Carrier	90.8		30 - 110	08/13/25 08:24	09/11/25 07:55	1

Lab Sample ID: LCS 160-731802/2-A
Matrix: Water
Analysis Batch: 735576

Client Sample ID: Lab Control Sample
Prep Type: Total/NA
Prep Batch: 731802

Analyte			Spike Added	LCS Result	LCS Qual	Total Uncert. (2σ+/-)	RL	MDC	Unit	%Rec	%Rec Limits		
Radium-226			9.57	8.586		1.13	1.00	0.344	pCi/L	90	75 - 125		

Carrier	LCS %Yield	LCS Qualifier	Limits
Ba Carrier	88.8		30 - 110

Lab Sample ID: 680-266181-3 DU
Matrix: Water
Analysis Batch: 735576

Client Sample ID: MCI-MGWA-11
Prep Type: Total/NA
Prep Batch: 731802

Analyte	Sample Result	Sample Qual		DU Result	DU Qual	Total Uncert. (2σ+/-)	RL	MDC	Unit			RER	RER Limit
Radium-226	0.476			0.3423		0.211	1.00	0.275	pCi/L			0.30	1

Carrier	DU %Yield	DU Qualifier	Limits
Ba Carrier	84.9		30 - 110

Method: 9320 - Radium-228 (GFPC)

Lab Sample ID: MB 160-731803/1-A
Matrix: Water
Analysis Batch: 735455

Client Sample ID: Method Blank
Prep Type: Total/NA
Prep Batch: 731803

Analyte	MB Result	MB Qualifier	Count Uncert. (2σ+/-)	Total Uncert. (2σ+/-)	RL	MDC	Unit	Prepared	Analyzed	Dil Fac
Radium-228	0.2100	U	0.339	0.340	1.00	0.578	pCi/L	08/13/25 08:29	09/10/25 11:53	1

Carrier	MB %Yield	MB Qualifier	Limits	Prepared	Analyzed	Dil Fac
Ba Carrier	90.8		30 - 110	08/13/25 08:29	09/10/25 11:53	1
Y Carrier	80.4		30 - 110	08/13/25 08:29	09/10/25 11:53	1

Method: 9320 - Radium-228 (GFPC) (Continued)

Lab Sample ID: LCS 160-731803/2-A
Matrix: Water
Analysis Batch: 735455

Client Sample ID: Lab Control Sample
Prep Type: Total/NA
Prep Batch: 731803

Analyte			Spike Added	LCS Result	LCS Qual	Total Uncert. (2σ+/-)	RL	MDC	Unit	%Rec	%Rec Limits		
Radium-228			9.08	10.41		1.40	1.00	0.564	pCi/L	115	75 - 125		

Carrier	*LCS %Yield*	*LCS Qualifier*	*Limits*
Ba Carrier	*88.8*		*30 - 110*
Y Carrier	*81.9*		*30 - 110*

Lab Sample ID: 680-266181-3 DU
Matrix: Water
Analysis Batch: 735473

Client Sample ID: MCI-MGWA-11
Prep Type: Total/NA
Prep Batch: 731803

Analyte	Sample Result	Sample Qual		DU Result	DU Qual	Total Uncert. (2σ+/-)	RL	MDC	Unit			RER	RER Limit
Radium-228	0.788			0.8198		0.431	1.00	0.597	pCi/L			0.04	1

Carrier	*DU %Yield*	*DU Qualifier*	*Limits*
Ba Carrier	*84.9*		*30 - 110*
Y Carrier	*82.2*		*30 - 110*

QC Association Summary

Client: Southern Company
Project/Site: Plant McIntosh - Ash Pond 1

Job ID: 680-266181-2

Rad

Prep Batch: 731802

Lab Sample ID	Client Sample ID	Prep Type	Matrix	Method	Prep Batch
680-266181-1	MCI-MGWA-10	Total/NA	Water	PrecSep-21	
680-266181-2	MCI-MGWA-5	Total/NA	Water	PrecSep-21	
680-266181-3	MCI-MGWA-11	Total/NA	Water	PrecSep-21	
680-266181-4	MCI-MGWA-6A	Total/NA	Water	PrecSep-21	
680-266181-5	MCI-MGWC-19	Total/NA	Water	PrecSep-21	
680-266181-6	MCI-MGWA-6	Total/NA	Water	PrecSep-21	
680-266181-7	MCI-MGWC-1	Total/NA	Water	PrecSep-21	
680-266181-8	MCI-AP1-FB-01	Total/NA	Water	PrecSep-21	
680-266181-9	MCI-AP1-FD-01	Total/NA	Water	PrecSep-21	
680-266181-10	MCI-MGWC-20	Total/NA	Water	PrecSep-21	
680-266200-1	MCI-MGWC-8	Total/NA	Water	PrecSep-21	
680-266200-2	MCI-AP1-EB-03	Total/NA	Water	PrecSep-21	
680-266200-3	MCI-MGWC-3	Total/NA	Water	PrecSep-21	
680-266200-4	MCI-MGWC-12	Total/NA	Water	PrecSep-21	
680-266200-5	MCI-AP1-FB-02	Total/NA	Water	PrecSep-21	
680-266200-6	MCI-MGWC-2	Total/NA	Water	PrecSep-21	
680-266200-7	MCI-MGWC-7	Total/NA	Water	PrecSep-21	
680-266200-8	MCI-AP1-FD-02	Total/NA	Water	PrecSep-21	
680-266200-9	MCI-AP1-EB-04	Total/NA	Water	PrecSep-21	
MB 160-731802/1-A	Method Blank	Total/NA	Water	PrecSep-21	
LCS 160-731802/2-A	Lab Control Sample	Total/NA	Water	PrecSep-21	
680-266181-3 DU	MCI-MGWA-11	Total/NA	Water	PrecSep-21	

Prep Batch: 731803

Lab Sample ID	Client Sample ID	Prep Type	Matrix	Method	Prep Batch
680-266181-1	MCI-MGWA-10	Total/NA	Water	PrecSep_0	
680-266181-2	MCI-MGWA-5	Total/NA	Water	PrecSep_0	
680-266181-3	MCI-MGWA-11	Total/NA	Water	PrecSep_0	
680-266181-4	MCI-MGWA-6A	Total/NA	Water	PrecSep_0	
680-266181-5	MCI-MGWC-19	Total/NA	Water	PrecSep_0	
680-266181-6	MCI-MGWA-6	Total/NA	Water	PrecSep_0	
680-266181-7	MCI-MGWC-1	Total/NA	Water	PrecSep_0	
680-266181-8	MCI-AP1-FB-01	Total/NA	Water	PrecSep_0	
680-266181-9	MCI-AP1-FD-01	Total/NA	Water	PrecSep_0	
680-266181-10	MCI-MGWC-20	Total/NA	Water	PrecSep_0	
680-266200-1	MCI-MGWC-8	Total/NA	Water	PrecSep_0	
680-266200-2	MCI-AP1-EB-03	Total/NA	Water	PrecSep_0	
680-266200-3	MCI-MGWC-3	Total/NA	Water	PrecSep_0	
680-266200-4	MCI-MGWC-12	Total/NA	Water	PrecSep_0	
680-266200-5	MCI-AP1-FB-02	Total/NA	Water	PrecSep_0	
680-266200-6	MCI-MGWC-2	Total/NA	Water	PrecSep_0	
680-266200-7	MCI-MGWC-7	Total/NA	Water	PrecSep_0	
680-266200-8	MCI-AP1-FD-02	Total/NA	Water	PrecSep_0	
680-266200-9	MCI-AP1-EB-04	Total/NA	Water	PrecSep_0	
MB 160-731803/1-A	Method Blank	Total/NA	Water	PrecSep_0	
LCS 160-731803/2-A	Lab Control Sample	Total/NA	Water	PrecSep_0	
680-266181-3 DU	MCI-MGWA-11	Total/NA	Water	PrecSep_0	

Lab Chronicle

Client: Southern Company
Project/Site: Plant McIntosh - Ash Pond 1

Job ID: 680-266181-2

Client Sample ID: MCI-MGWA-10

Lab Sample ID: 680-266181-1

Date Collected: 08/05/25 09:48

Matrix: Water

Date Received: 08/06/25 08:14

Prep Type	Batch Type	Batch Method	Run	Dil Factor	Initial Amount	Final Amount	Batch Number	Prepared or Analyzed	Analyst	Lab
Total/NA	Prep	PrecSep-21			1001.49 mL	1.0 g	731802	08/13/25 08:24	JTR	EET SL
Total/NA	Analysis	9315		1			735576	09/11/25 07:55	SWS	EET SL
	Instrument ID: GFPCBLUE									
Total/NA	Prep	PrecSep_0			1001.49 mL	1.0 g	731803	08/13/25 08:29	JTR	EET SL
Total/NA	Analysis	9320		1			735455	09/10/25 11:54	SWS	EET SL
	Instrument ID: GFPCRED									
Total/NA	Analysis	Ra226_Ra228		1			735339	09/10/25 09:14	SCB	EET SL
	Instrument ID: NOEQUIP									

Client Sample ID: MCI-MGWA-5

Lab Sample ID: 680-266181-2

Date Collected: 08/05/25 10:10

Matrix: Water

Date Received: 08/06/25 08:14

Prep Type	Batch Type	Batch Method	Run	Dil Factor	Initial Amount	Final Amount	Batch Number	Prepared or Analyzed	Analyst	Lab
Total/NA	Prep	PrecSep-21			1001.18 mL	1.0 g	731802	08/13/25 08:24	JTR	EET SL
Total/NA	Analysis	9315		1			735576	09/11/25 07:55	SWS	EET SL
	Instrument ID: GFPCBLUE									
Total/NA	Prep	PrecSep_0			1001.18 mL	1.0 g	731803	08/13/25 08:29	JTR	EET SL
Total/NA	Analysis	9320		1			735455	09/10/25 11:54	SWS	EET SL
	Instrument ID: GFPCRED									
Total/NA	Analysis	Ra226_Ra228		1			735339	09/10/25 09:14	SCB	EET SL
	Instrument ID: NOEQUIP									

Client Sample ID: MCI-MGWA-11

Lab Sample ID: 680-266181-3

Date Collected: 08/05/25 11:35

Matrix: Water

Date Received: 08/06/25 08:14

Prep Type	Batch Type	Batch Method	Run	Dil Factor	Initial Amount	Final Amount	Batch Number	Prepared or Analyzed	Analyst	Lab
Total/NA	Prep	PrecSep-21			1003.81 mL	1.0 g	731802	08/13/25 08:24	JTR	EET SL
Total/NA	Analysis	9315		1			735576	09/11/25 07:55	SWS	EET SL
	Instrument ID: GFPCBLUE									
Total/NA	Prep	PrecSep_0			1003.81 mL	1.0 g	731803	08/13/25 08:29	JTR	EET SL
Total/NA	Analysis	9320		1			735455	09/10/25 11:54	SWS	EET SL
	Instrument ID: GFPCRED									
Total/NA	Analysis	Ra226_Ra228		1			735339	09/10/25 09:14	SCB	EET SL
	Instrument ID: NOEQUIP									

Client Sample ID: MCI-MGWA-6A

Lab Sample ID: 680-266181-4

Date Collected: 08/05/25 11:55

Matrix: Water

Date Received: 08/06/25 08:14

Prep Type	Batch Type	Batch Method	Run	Dil Factor	Initial Amount	Final Amount	Batch Number	Prepared or Analyzed	Analyst	Lab
Total/NA	Prep	PrecSep-21			1007.69 mL	1.0 g	731802	08/13/25 08:24	JTR	EET SL
Total/NA	Analysis	9315		1			735576	09/11/25 07:56	SWS	EET SL
	Instrument ID: GFPCBLUE									

Client Sample ID: MCI-MGWA-6A

Lab Sample ID: 680-266181-4

Date Collected: 08/05/25 11:55

Matrix: Water

Date Received: 08/06/25 08:14

Prep Type	Batch Type	Batch Method	Run	Dil Factor	Initial Amount	Final Amount	Batch Number	Prepared or Analyzed	Analyst	Lab
Total/NA	Prep	PrecSep_0			1007.69 mL	1.0 g	731803	08/13/25 08:29	JTR	EET SL
Total/NA	Analysis	9320		1			735473	09/10/25 11:59	SWS	EET SL
	Instrument ID: GFPCBLUE									
Total/NA	Analysis	Ra226_Ra228		1			735339	09/11/25 14:53	SCB	EET SL
	Instrument ID: NOEQUIP									

Client Sample ID: MCI-MGWC-19

Lab Sample ID: 680-266181-5

Date Collected: 08/05/25 13:41

Matrix: Water

Date Received: 08/06/25 08:14

Prep Type	Batch Type	Batch Method	Run	Dil Factor	Initial Amount	Final Amount	Batch Number	Prepared or Analyzed	Analyst	Lab
Total/NA	Prep	PrecSep-21			1009.18 mL	1.0 g	731802	08/13/25 08:24	JTR	EET SL
Total/NA	Analysis	9315		1			735576	09/11/25 07:56	SWS	EET SL
	Instrument ID: GFPCBLUE									
Total/NA	Prep	PrecSep_0			1009.18 mL	1.0 g	731803	08/13/25 08:29	JTR	EET SL
Total/NA	Analysis	9320		1			735473	09/10/25 11:59	SWS	EET SL
	Instrument ID: GFPCBLUE									
Total/NA	Analysis	Ra226_Ra228		1			735339	09/11/25 14:53	SCB	EET SL
	Instrument ID: NOEQUIP									

Client Sample ID: MCI-MGWA-6

Lab Sample ID: 680-266181-6

Date Collected: 08/05/25 13:20

Matrix: Water

Date Received: 08/06/25 08:14

Prep Type	Batch Type	Batch Method	Run	Dil Factor	Initial Amount	Final Amount	Batch Number	Prepared or Analyzed	Analyst	Lab
Total/NA	Prep	PrecSep-21			1003.23 mL	1.0 g	731802	08/13/25 08:24	JTR	EET SL
Total/NA	Analysis	9315		1			735576	09/11/25 07:56	SWS	EET SL
	Instrument ID: GFPCBLUE									
Total/NA	Prep	PrecSep_0			1003.23 mL	1.0 g	731803	08/13/25 08:29	JTR	EET SL
Total/NA	Analysis	9320		1			735473	09/10/25 11:59	SWS	EET SL
	Instrument ID: GFPCBLUE									
Total/NA	Analysis	Ra226_Ra228		1			735339	09/11/25 14:53	SCB	EET SL
	Instrument ID: NOEQUIP									

Client Sample ID: MCI-MGWC-1

Lab Sample ID: 680-266181-7

Date Collected: 08/05/25 16:29

Matrix: Water

Date Received: 08/06/25 08:14

Prep Type	Batch Type	Batch Method	Run	Dil Factor	Initial Amount	Final Amount	Batch Number	Prepared or Analyzed	Analyst	Lab
Total/NA	Prep	PrecSep-21			1006.04 mL	1.0 g	731802	08/13/25 08:24	JTR	EET SL
Total/NA	Analysis	9315		1			735576	09/11/25 07:56	SWS	EET SL
	Instrument ID: GFPCBLUE									
Total/NA	Prep	PrecSep_0			1006.04 mL	1.0 g	731803	08/13/25 08:29	JTR	EET SL
Total/NA	Analysis	9320		1			735472	09/10/25 11:58	SWS	EET SL
	Instrument ID: GFPCPURPLE									

Client Sample ID: MCI-MGWC-1
Lab Sample ID: 680-266181-7

Date Collected: 08/05/25 16:29
Matrix: Water
Date Received: 08/06/25 08:14

Prep Type	Batch Type	Batch Method	Run	Dil Factor	Initial Amount	Final Amount	Batch Number	Prepared or Analyzed	Analyst	Lab
Total/NA	Analysis	Ra226_Ra228		1			735339	09/11/25 14:53	SCB	EET SL

Client Sample ID: MCI-AP1-FB-01
Lab Sample ID: 680-266181-8

Date Collected: 08/05/25 16:15
Matrix: Water
Date Received: 08/06/25 08:14

Prep Type	Batch Type	Batch Method	Run	Dil Factor	Initial Amount	Final Amount	Batch Number	Prepared or Analyzed	Analyst	Lab
Total/NA	Prep	PrecSep-21			1008.74 mL	1.0 g	731802	08/13/25 08:24	JTR	EET SL
Total/NA	Analysis	9315		1			735576	09/11/25 07:56	SWS	EET SL
	Instrument ID: GFPCBLUE									
Total/NA	Prep	PrecSep_0			1008.74 mL	1.0 g	731803	08/13/25 08:29	JTR	EET SL
Total/NA	Analysis	9320		1			735472	09/10/25 11:58	SWS	EET SL
	Instrument ID: GFPCPURPLE									
Total/NA	Analysis	Ra226_Ra228		1			735339	09/11/25 14:53	SCB	EET SL
	Instrument ID: NOEQUIP									

Client Sample ID: MCI-AP1-FD-01
Lab Sample ID: 680-266181-9

Date Collected: 08/05/25 00:00
Matrix: Water
Date Received: 08/06/25 08:14

Prep Type	Batch Type	Batch Method	Run	Dil Factor	Initial Amount	Final Amount	Batch Number	Prepared or Analyzed	Analyst	Lab
Total/NA	Prep	PrecSep-21			1008.43 mL	1.0 g	731802	08/13/25 08:24	JTR	EET SL
Total/NA	Analysis	9315		1			735576	09/11/25 07:56	SWS	EET SL
	Instrument ID: GFPCBLUE									
Total/NA	Prep	PrecSep_0			1008.43 mL	1.0 g	731803	08/13/25 08:29	JTR	EET SL
Total/NA	Analysis	9320		1			735472	09/10/25 11:58	SWS	EET SL
	Instrument ID: GFPCPURPLE									
Total/NA	Analysis	Ra226_Ra228		1			735339	09/11/25 14:53	SCB	EET SL
	Instrument ID: NOEQUIP									

Client Sample ID: MCI-MGWC-20
Lab Sample ID: 680-266181-10

Date Collected: 08/05/25 15:30
Matrix: Water
Date Received: 08/06/25 08:14

Prep Type	Batch Type	Batch Method	Run	Dil Factor	Initial Amount	Final Amount	Batch Number	Prepared or Analyzed	Analyst	Lab
Total/NA	Prep	PrecSep-21			1004.24 mL	1.0 g	731802	08/13/25 08:24	JTR	EET SL
Total/NA	Analysis	9315		1			735576	09/11/25 07:56	SWS	EET SL
	Instrument ID: GFPCBLUE									
Total/NA	Prep	PrecSep_0			1004.24 mL	1.0 g	731803	08/13/25 08:29	JTR	EET SL
Total/NA	Analysis	9320		1			735472	09/10/25 11:58	SWS	EET SL
	Instrument ID: GFPCPURPLE									
Total/NA	Analysis	Ra226_Ra228		1			735339	09/11/25 14:53	SCB	EET SL
	Instrument ID: NOEQUIP									

Lab Chronicle

Client: Southern Company
Project/Site: Plant McIntosh - Ash Pond 1

Job ID: 680-266181-2

Client Sample ID: MCI-MGWC-8

Lab Sample ID: 680-266200-1

Date Collected: 08/06/25 10:11

Matrix: Water

Date Received: 08/07/25 08:35

Prep Type	Batch Type	Batch Method	Run	Dil Factor	Initial Amount	Final Amount	Batch Number	Prepared or Analyzed	Analyst	Lab
Total/NA	Prep	PrecSep-21			1000.97 mL	1.0 g	731802	08/13/25 08:24	JTR	EET SL
Total/NA	Analysis	9315		1			735576	09/11/25 07:56	SWS	EET SL
	Instrument ID: GFPCBLUE									
Total/NA	Prep	PrecSep_0			1000.97 mL	1.0 g	731803	08/13/25 08:29	JTR	EET SL
Total/NA	Analysis	9320		1			735472	09/10/25 11:58	SWS	EET SL
	Instrument ID: GFPCPURPLE									
Total/NA	Analysis	Ra226_Ra228		1			735339	09/11/25 14:53	SCB	EET SL
	Instrument ID: NOEQUIP									

Client Sample ID: MCI-AP1-EB-03

Lab Sample ID: 680-266200-2

Date Collected: 08/06/25 09:20

Matrix: Water

Date Received: 08/07/25 08:35

Prep Type	Batch Type	Batch Method	Run	Dil Factor	Initial Amount	Final Amount	Batch Number	Prepared or Analyzed	Analyst	Lab
Total/NA	Prep	PrecSep-21			1005.79 mL	1.0 g	731802	08/13/25 08:24	JTR	EET SL
Total/NA	Analysis	9315		1			735577	09/11/25 07:54	SWS	EET SL
	Instrument ID: GFPCPURPLE									
Total/NA	Prep	PrecSep_0			1005.79 mL	1.0 g	731803	08/13/25 08:29	JTR	EET SL
Total/NA	Analysis	9320		1			735472	09/10/25 11:59	SWS	EET SL
	Instrument ID: GFPCPURPLE									
Total/NA	Analysis	Ra226_Ra228		1			735339	09/11/25 14:53	SCB	EET SL
	Instrument ID: NOEQUIP									

Client Sample ID: MCI-MGWC-3

Lab Sample ID: 680-266200-3

Date Collected: 08/06/25 11:40

Matrix: Water

Date Received: 08/07/25 08:35

Prep Type	Batch Type	Batch Method	Run	Dil Factor	Initial Amount	Final Amount	Batch Number	Prepared or Analyzed	Analyst	Lab
Total/NA	Prep	PrecSep-21			1001.74 mL	1.0 g	731802	08/13/25 08:24	JTR	EET SL
Total/NA	Analysis	9315		1			735577	09/11/25 07:54	SWS	EET SL
	Instrument ID: GFPCPURPLE									
Total/NA	Prep	PrecSep_0			1001.74 mL	1.0 g	731803	08/13/25 08:29	JTR	EET SL
Total/NA	Analysis	9320		1			735472	09/10/25 11:59	SWS	EET SL
	Instrument ID: GFPCPURPLE									
Total/NA	Analysis	Ra226_Ra228		1			735339	09/11/25 14:53	SCB	EET SL
	Instrument ID: NOEQUIP									

Client Sample ID: MCI-MGWC-12

Lab Sample ID: 680-266200-4

Date Collected: 08/06/25 13:11

Matrix: Water

Date Received: 08/07/25 08:35

Prep Type	Batch Type	Batch Method	Run	Dil Factor	Initial Amount	Final Amount	Batch Number	Prepared or Analyzed	Analyst	Lab
Total/NA	Prep	PrecSep-21			1006.02 mL	1.0 g	731802	08/13/25 08:24	JTR	EET SL
Total/NA	Analysis	9315		1			735577	09/11/25 07:54	SWS	EET SL
	Instrument ID: GFPCPURPLE									

Client Sample ID: MCI-MGWC-12

Lab Sample ID: 680-266200-4

Date Collected: 08/06/25 13:11

Matrix: Water

Date Received: 08/07/25 08:35

Prep Type	Batch Type	Batch Method	Run	Dil Factor	Initial Amount	Final Amount	Batch Number	Prepared or Analyzed	Analyst	Lab
Total/NA	Prep	PrecSep_0			1006.02 mL	1.0 g	731803	08/13/25 08:29	JTR	EET SL
Total/NA	Analysis	9320		1			735472	09/10/25 11:59	SWS	EET SL
	Instrument ID: GFPCPURPLE									
Total/NA	Analysis	Ra226_Ra228		1			735339	09/11/25 14:53	SCB	EET SL
	Instrument ID: NOEQUIP									

Client Sample ID: MCI-AP1-FB-02

Lab Sample ID: 680-266200-5

Date Collected: 08/06/25 12:30

Matrix: Water

Date Received: 08/07/25 08:35

Prep Type	Batch Type	Batch Method	Run	Dil Factor	Initial Amount	Final Amount	Batch Number	Prepared or Analyzed	Analyst	Lab
Total/NA	Prep	PrecSep-21			1002.44 mL	1.0 g	731802	08/13/25 08:24	JTR	EET SL
Total/NA	Analysis	9315		1			735578	09/11/25 07:54	SWS	EET SL
	Instrument ID: GFPCRED									
Total/NA	Prep	PrecSep_0			1002.44 mL	1.0 g	731803	08/13/25 08:29	JTR	EET SL
Total/NA	Analysis	9320		1			735472	09/10/25 11:59	SWS	EET SL
	Instrument ID: GFPCPURPLE									
Total/NA	Analysis	Ra226_Ra228		1			735339	09/11/25 14:53	SCB	EET SL
	Instrument ID: NOEQUIP									

Client Sample ID: MCI-MGWC-2

Lab Sample ID: 680-266200-6

Date Collected: 08/06/25 13:55

Matrix: Water

Date Received: 08/07/25 08:35

Prep Type	Batch Type	Batch Method	Run	Dil Factor	Initial Amount	Final Amount	Batch Number	Prepared or Analyzed	Analyst	Lab
Total/NA	Prep	PrecSep-21			1004.69 mL	1.0 g	731802	08/13/25 08:24	JTR	EET SL
Total/NA	Analysis	9315		1			735578	09/11/25 07:54	SWS	EET SL
	Instrument ID: GFPCRED									
Total/NA	Prep	PrecSep_0			1004.69 mL	1.0 g	731803	08/13/25 08:29	JTR	EET SL
Total/NA	Analysis	9320		1			735472	09/10/25 11:59	SWS	EET SL
	Instrument ID: GFPCPURPLE									
Total/NA	Analysis	Ra226_Ra228		1			735339	09/11/25 14:53	SCB	EET SL
	Instrument ID: NOEQUIP									

Client Sample ID: MCI-MGWC-7

Lab Sample ID: 680-266200-7

Date Collected: 08/06/25 14:20

Matrix: Water

Date Received: 08/07/25 08:35

Prep Type	Batch Type	Batch Method	Run	Dil Factor	Initial Amount	Final Amount	Batch Number	Prepared or Analyzed	Analyst	Lab
Total/NA	Prep	PrecSep-21			1003.11 mL	1.0 g	731802	08/13/25 08:24	JTR	EET SL
Total/NA	Analysis	9315		1			735578	09/11/25 07:54	SWS	EET SL
	Instrument ID: GFPCRED									
Total/NA	Prep	PrecSep_0			1003.11 mL	1.0 g	731803	08/13/25 08:29	JTR	EET SL
Total/NA	Analysis	9320		1			735472	09/10/25 11:59	SWS	EET SL
	Instrument ID: GFPCPURPLE									

Lab Chronicle

Client: Southern Company
Job ID: 680-266181-2
Project/Site: Plant McIntosh - Ash Pond 1

Client Sample ID: MCI-MGWC-7
Lab Sample ID: 680-266200-7
Date Collected: 08/06/25 14:20
Matrix: Water
Date Received: 08/07/25 08:35

Prep Type	Batch Type	Batch Method	Run	Dil Factor	Initial Amount	Final Amount	Batch Number	Prepared or Analyzed	Analyst	Lab
Total/NA	Analysis	Ra226_Ra228		1			735339	09/11/25 14:53	SCB	EET SL

Client Sample ID: MCI-AP1-FD-02
Lab Sample ID: 680-266200-8
Date Collected: 08/06/25 00:00
Matrix: Water
Date Received: 08/07/25 08:35

Prep Type	Batch Type	Batch Method	Run	Dil Factor	Initial Amount	Final Amount	Batch Number	Prepared or Analyzed	Analyst	Lab
Total/NA	Prep	PrecSep-21			1001.73 mL	1.0 g	731802	08/13/25 08:24	JTR	EET SL
Total/NA	Analysis	9315		1			735578	09/11/25 07:54	SWS	EET SL
	Instrument ID: GFPCRED									
Total/NA	Prep	PrecSep_0			1001.73 mL	1.0 g	731803	08/13/25 08:29	JTR	EET SL
Total/NA	Analysis	9320		1			735472	09/10/25 11:59	SWS	EET SL
	Instrument ID: GFPCPURPLE									
Total/NA	Analysis	Ra226_Ra228		1			735339	09/11/25 14:53	SCB	EET SL
	Instrument ID: NOEQUIP									

Client Sample ID: MCI-AP1-EB-04
Lab Sample ID: 680-266200-9
Date Collected: 08/06/25 14:45
Matrix: Water
Date Received: 08/07/25 08:35

Prep Type	Batch Type	Batch Method	Run	Dil Factor	Initial Amount	Final Amount	Batch Number	Prepared or Analyzed	Analyst	Lab
Total/NA	Prep	PrecSep-21			1009.56 mL	1.0 g	731802	08/13/25 08:24	JTR	EET SL
Total/NA	Analysis	9315		1			735578	09/11/25 07:54	SWS	EET SL
	Instrument ID: GFPCRED									
Total/NA	Prep	PrecSep_0			1009.56 mL	1.0 g	731803	08/13/25 08:29	JTR	EET SL
Total/NA	Analysis	9320		1			735472	09/10/25 11:59	SWS	EET SL
	Instrument ID: GFPCPURPLE									
Total/NA	Analysis	Ra226_Ra228		1			735339	09/11/25 14:54	SCB	EET SL
	Instrument ID: NOEQUIP									

Laboratory References:

EET SL = Eurofins St. Louis, 13715 Rider Trail North, Earth City, MO 63045, TEL (314)298-8566

Accreditation/Certification Summary

Client: Southern Company
Job ID: 680-266181-2
Project/Site: Plant McIntosh - Ash Pond 1

Laboratory: Eurofins St. Louis

The accreditations/certifications listed below are applicable to this report.

Authority	Program	Identification Number	Expiration Date
Florida	NELAP	E87689	06-30-26

Method Summary

Client: Southern Company
Project/Site: Plant McIntosh - Ash Pond 1

Job ID: 680-266181-2

Method	Method Description	Protocol	Laboratory
9315	Radium-226 (GFPC)	SW846	EET SL
9320	Radium-228 (GFPC)	SW846	EET SL
Ra226_Ra228	Combined Radium-226 and Radium-228	TAL-STL	EET SL
PrecSep_0	Preparation, Precipitate Separation	None	EET SL
PrecSep-21	Preparation, Precipitate Separation (21-Day In-Growth)	None	EET SL

Protocol References:

None = None

SW846 = "Test Methods For Evaluating Solid Waste, Physical/Chemical Methods", Third Edition, November 1986 And Its Updates.

TAL-STL = TestAmerica Laboratories, St. Louis, Facility Standard Operating Procedure.

Laboratory References:

EET SL = Eurofins St. Louis, 13715 Rider Trail North, Earth City, MO 63045, TEL (314)298-8566

Eurofins Atlanta
3080 Presidential
Atlanta, GA 30340
Phone (770) 457-8177

Chain of Custody Record

eurofins | Environment Testing America

Client Information	Sampler: T. Goble / C. Klamke (ACC)	Lab PM: Fuller, David	Carrier Tracking No(s):	COC No:
Client Contact: SCS Contacts	Phone: 770-594-5998	E-Mail: david.fuller@et.eurofinsus.com		Page: 1 of 1
Company: GA Power				Job #:
Address: 241 Ralph McGill Blvd SE	Due Date Requested:			
City: Atlanta	TAT Requested (days):			
State, Zip: GA, 30308				
Phone: 404-506-7116(Tel)	Lab Project #: 68027747			
Email: SCS Contacts / ACC Contacts	PO #: GPC82130-0002			
Project Name: Plant McIntosh - Ash Pond 1	Project #:			
Site: Georgia	SSOW#:			

Analysis Requested

Preservation Codes:

A - HCL, B - NaOH, C - Zn Acetate, D - Nitric Acid, E - NaHSO4, F - MeOH, G - Amchlor, H - Ascorbic Acid, I - Ice, J - DI Water, K - EDTA, L - EDA, M - Hexane, N - None, O - AsNaO2, P - Na2O4S, Q - Na2SO3, R - Na2S2O3, S - H2SO4, T - TSP Dodecahydrate, U - Acetone, V - MCAA, W - pH 4-5, Z - other (specify)

Other:

Task_Code: MCI-CCR-ASSMT-2025S2

Special Instructions/Note: Full APP III + APP IV

Sample Identification	Sample Date (mm/dd/yy)	Sample Time (hhmm)	Sample Type (C=comp, G=grab)	Matrix (WG=ground water, WS=surface water, WQ=equality control)	Field Filtered Sample (Yes or No)	Perform MS/MSD (Yes or No)	300_ORGFM_28D - Chloride, Fluoride, Sulfate	2540C_Calcd - Total Dissolved Solids (TDS)	6010D - App III Metals: B, Ca	6020B - App IV Metals: Sb,As,Ba,Be,Cd,Cr,Co,Pb,Mo,Se,Tl	6010D - Lithium	7470A - App IV Mercury	9315_Ra226 - Radium-226 (GFPC) - 21 day decay	9320_Ra228 - Radium-228 (GFPC) - 21 day decay	Ra226Ra228_GFPC - Combined Radium 226 and 228	Total Number of containers
			Preservation Code:				I	I	D	D	D	D	D	D	D	
MCI- MGWA-10	08/05/25	0948	G	WG	N	N	✓	✓	✓	✓	✓	✓	✓	✓	✓	5
MCI- MGWA-5	08/05/25	1010	G	WG	N	N	✓	✓	✓	✓	✓	✓	✓	✓	✓	5
MCI- MGWA-11	08/05/25	1135	G	WG	N	N	✓	✓	✓	✓	✓	✓	✓	✓	✓	5
MCI- MGWA-6A	08/05/25	1155	G	WG	N	N	✓	✓	✓	✓	✓	✓	✓	✓	✓	5
MCI- MGWC-19	08/05/25	1341	G	WG	N	N	✓	✓	✓	✓	✓	✓	✓	✓	✓	5
MCI- MGWA-6	08/05/25	1320	G	WG	N	N	✓	✓	✓	✓	✓	✓	✓	✓	✓	5
MCI- MGWC-1	08/05/25	1629	G	WG	N	N	✓	✓	✓	✓	✓	✓	✓	✓	✓	5
MCI- API-FB-01	08/05/25	1615	G	WQ	N	N	✓	✓	✓	✓	✓	✓	✓	✓	✓	5
MCI- API-FD-01	08/05/25	—	G	WG	N	N	✓	✓	✓	✓	✓	✓	✓	✓	✓	5
MCI- MGWC-20	08/05/25	1530	G	WG	N	N	✓	✓	✓	✓	✓	✓	✓	✓	✓	5
MCI-			G			N										

680-266181 Chain of Custody

Possible Hazard Identification
☐ Non-Hazard ☐ Flammable ☐ Skin Irritant ☐ Poison B ☐ Unknown ☐ Radiological

Sample Disposal (A fee may be assessed if samples are retained longer than 1 month)
☐ Return To Client ☐ Disposal By Lab ☐ Archive For _____ Months

Deliverable Requested: I, II, III, IV, Other (specify)

Special Instructions/QC Requirements:

Empty Kit Relinquished by:	Date:	Time:	Method of Shipment:

	Date/Time	Company	Received by:	Date/Time	Company
Relinquished by:	8/6/25 0814	ACC	C. Klamke	8/6/25 0814	Eurofins
Relinquished by:	Date/Time:	Company	Received by:	Date/Time:	Company
Relinquished by:	Date/Time:	Company	Received by:	Date/Time:	Company

Custody Seals Intact: Δ Yes Δ No	Custody Seal No.:	Cooler Temperature(s) °C and Other Remarks: 1.3/1.4 2.6/2.7

Eurofins Atlanta
3080 Presidential
Atlanta, GA 30340
Phone (770) 457-8177

Chain of Custody Record

eurofins | Environment Testing America

Client Information	Sampler: T. Goble / C Klamke (ACC)	Lab PM: Fuller, David	Carrier Tracking No(s):	COC No:
Client Contact: SCS Contacts	Phone: 770-594-5998	E-Mail: david.fuller@et.eurofinsus.com		Page: 1 of 1
Company: GA Power				Job #:
Address: 241 Ralph McGill Blvd SE	Due Date Requested:	Analysis Requested		
City: Atlanta	TAT Requested (days):			
State, Zip: GA, 30308				
Phone: 404-506-7116(Tel)	Lab Project #: 68027747			
Email: SCS Contacts / ACC Contacts	PO #: GPC82130-0002			
Project Name: Plant McIntosh - Ash Pond 1	Project #:			
Site: Georgia	SSOW#:			

Preservation Codes:

A - HCL	M - Hexane
B - NaOH	N - None
C - Zn Acetate	O - AsNaO2
D - Nitric Acid	P - Na2O4S
E - NaHSO4	Q - Na2SO3
F - MeOH	R - Na2S2O3
G - Amchlor	S - H2SO4
H - Ascorbic Acid	T - TSP Dodecahydrate
I - Ice	U - Acetone
J - DI Water	V - MCAA
K - EDTA	W - pH 4-5
L - EDA	Z - other (specify)

Other:

Task_Code: MCI-CCR-ASSMT-2025S2

Special Instructions/Note: Full APP III + APP IV

Sample Identification	Sample Date (mm/dd/yy)	Sample Time (hhmm)	Sample Type (C=Comp, G=grab)	Matrix (WG=ground water, WS=surface water, WQ=quality control)	Field Filtered Sample (Yes or No)	Perform MS/MSD (Yes or No)	300_ORGFM_28D - Chloride, Fluoride, Sulfate	2540C_Calcd - Total Dissolved Solids (TDS)	6010D - App III Metals: B, Ca	6020B - App IV Metals: Sb,As,Ba,Be,Cd,Cr,Co,Pb,Mo,Se,Tl	6010D - Lithium	7470A - App IV Mercury	9315_Ra226 - Radium-226 (GFPC) - 21 day decay	9320_Ra228 - Radium-228 (GFPC) - 21 day decay	Ra226Ra228_GFPC - Combined Radium 226 and 228	Total Number of containers
			Preservation Code:				I	I	D	D	D	D	D	D	D	
MCI- MGWC-8	08/06/25	1011	G	WG	N	N	✓	✓	✓	✓	✓	✓	✓	✓	✓	5
MCI- API-EB-03	08/06/25	0920	G	WQ	N	N	✓	✓	✓	✓	✓	✓	✓	✓	✓	5
MCI- MGWC-3	08/06/25	1140	G	WG	N	N	✓	✓	✓	✓	✓	✓	✓	✓	✓	5
MCI- MGWC-12	08/06/25	1311	G	WG	N	N	✓	✓	✓	✓	✓	✓	✓	✓	✓	5
MCI- API-FB-02	08/06/25	1230	G	WQ	N	N	✓	✓	✓	✓	✓	✓	✓	✓	✓	5
MCI- MGWC-2	08/06/25	1355	G	WG	N	N	✓	✓	✓	✓	✓	✓	✓	✓	✓	5
MCI- MGWC-7	08/06/25	1420	G	WG	N	N	✓	✓	✓	✓	✓	✓	✓	✓	✓	5
MCI- API-FD-02	08/06/25	—	G	WG	N	N	✓	✓	✓	✓	✓	✓	✓	✓	✓	5
MCI- API-EB-04	08/06/25	1445	G	WQ	N	N	✓	✓	✓	✓	✓	✓	✓	✓	✓	5
MCI-			G			N										
MCI-			G			N										

680-266200 Chain of Custody

Possible Hazard Identification
☐ Non-Hazard ☐ Flammable ☐ Skin Irritant ☐ Poison B ☐ Unknown ☐ Radiological

Sample Disposal (A fee may be assessed if samples are retained longer than 1 month)
☐ Return To Client ☐ Disposal By Lab ☐ Archive For _____ Months

Deliverable Requested: I, II, III, IV, Other (specify)

Special Instructions/QC Requirements:

Empty Kit Relinquished by:	Date:	Time:	Method of Shipment:

	Relinquished by:	Date/Time:	Company	Received by:	Date/Time:	Company
1	Taylor Goble	8-7-25/0745	ACC		8-7-25/0745	ACC
2		8-7-25/0835	ACC	C. Mims	8/7/25 0835	Eurofins
3		Date/Time:	Company	Received by:	Date/Time:	Company

Custody Seals Intact: △ Yes △ No | Custody Seal No.:

Cooler Temperature(s) °C and Other Remarks: 3.1/3.2 1.1/1.2

Eurofins Savannah
5102 LaRoche Avenue
Savannah, GA 31404
Phone: 912-354-7858 Fax: 912-352-0165

Chain of Custody Record

eurofins | Environment Testing

Client Information (Sub Contract Lab)	Sampler: N/A	Lab PM: Fuller, David	Carrier Tracking No(s): N/A	COC No: 680-803581.1
Client Contact: Shipping/Receiving	Phone: N/A	E-Mail: David.Fuller@et.eurofinsus.com	State of Origin: Georgia	Page: Page 1 of 2
Company: TestAmerica Laboratories, Inc.		Accreditations Required (See note): NELAP - Florida; State - Georgia		Job #: 680-266181-1
Address: 13715 Rider Trail North, ,	Due Date Requested: 8/18/2025			Preservation Codes: -
City: Earth City	TAT Requested (days): N/A			
State, Zip: MO, 63045				
Phone: 314-298-8566(Tel) 314-298-8757(Fax)	PO #: N/A			
Email: N/A	WO #: N/A			
Project Name: Plant McIntosh - Ash Pond 1	Project #: 68027747			
Site: N/A	SSOW#: N/A			Other: N/A

Sample Identification - Client ID (Lab ID)	Sample Date	Sample Time	Sample Type (C=comp, G=grab)	Matrix (W=water, S=solid, O=waste/oil, BT=Tissue, A=Air)	Field Filtered Sample (Yes or No)	Perform MS/MSD (Yes or No)	9315_Ra226/PrecSep_21Radium-226	9320_Ra228/PrecSep_0Radium-228	Ra226Ra228_GFPCCombined Radium-226 and Radium-228	Total Number of containers	Special Instructions/Note:
			Preservation Code:								
MCI-MGWA-10 (680-266181-1)	8/5/25	09:48 Eastern	G	Water			X	X	X	2	
MCI-MGWA-5 (680-266181-2)	8/5/25	10:10 Eastern	G	Water			X	X	X	2	
MCI-MGWA-11 (680-266181-3)	8/5/25	11:35 Eastern	G	Water			X	X	X	2	
MCI-MGWA-6A (680-266181-4)	8/5/25	11:55 Eastern	G	Water			X	X	X	2	
MCI-MGWC-19 (680-266181-5)	8/5/25	13:41 Eastern	G	Water			X	X	X	2	
MCI-MGWA-6 (680-266181-6)	8/5/25	13:20 Eastern	G	Water			X	X	X	2	
MCI-MGWC-1 (680-266181-7)	8/5/25	16:29 Eastern	G	Water			X	X	X	2	
MCI-AP1-FB-01 (680-266181-8)	8/5/25	16:15 Eastern	G	Water			X	X	X	2	
MCI-AP1-FD-01 (680-266181-9)	8/5/25	Eastern	G	Water			X	X	X	2	

Note: Since laboratory accreditations are subject to change, Eurofins Environment Testing Southeast, LLC places the ownership of method, analyte & accreditation compliance upon our subcontract laboratories. This sample shipment is forwarded under chain-of-custody. If the laboratory does not currently maintain accreditation in the State of Origin listed above for analysis/tests/matrix being analyzed, the samples must be shipped back to the Eurofins Environment Testing Southeast, LLC laboratory or other instructions will be provided. Any changes to accreditation status should be brought to Eurofins Environment Testing Southeast, LLC attention immediately. If all requested accreditations are current to date, return the signed Chain of Custody attesting to said compliance to Eurofins Environment Testing Southeast, LLC.

Possible Hazard Identification	***Sample Disposal (A fee may be assessed if samples are retained longer than 1 month)***
Unconfirmed	☐ *Return To Client* ☐ *Disposal By Lab* ☐ *Archive For* _____ *Months*
Deliverable Requested: I, II, III, IV, Other (specify) Primary Deliverable Rank: 2	Special Instructions/QC Requirements:

Empty Kit Relinquished by:	Date:	Time:	Method of Shipment:

Relinquished by:	Date/Time:	Company	Received by:	Date/Time:	Company
	8-6-25 1515		Sierra Worthington	AUG 07 2025 0825	Eurofins
Relinquished by:	Date/Time:	Company	Received by:	Date/Time:	Company
Relinquished by:	Date/Time:	Company	Received by:	Date/Time:	Company

Custody Seals Intact: Δ Yes Δ No	Custody Seal No.:	Cooler Temperature(s) °C and Other Remarks:

Ver: 10/10/2024

9/11/2025

Eurofins Savannah
5102 LaRoche Avenue
Savannah, GA 31404
Phone: 912-354-7858 Fax: 912-352-0165

Chain of Custody Record

eurofins | Environment Testing

Client Information (Sub Contract Lab)	Sampler: N/A	Lab PM: Fuller, David	Carrier Tracking No(s): N/A	COC No: 680-803581.2
Client Contact: Shipping/Receiving	Phone: N/A	E-Mail: David.Fuller@et.eurofinsus.com	State of Origin: Georgia	Page: Page 2 of 2
Company: TestAmerica Laboratories, Inc.		Accreditations Required (See note): NELAP - Florida; State - Georgia		Job #: 680-266181-1
Address: 13715 Rider Trail North, ,	Due Date Requested: 8/18/2025			Preservation Codes: -
City: Earth City	TAT Requested (days): N/A			
State, Zip: MO, 63045				
Phone: 314-298-8566(Tel) 314-298-8757(Fax)	PO #: N/A			
Email: N/A	WO #: N/A			
Project Name: Plant McIntosh - Ash Pond 1	Project #: 68027747			
Site: N/A	SSOW#: N/A			Other: N/A

Analysis Requested

Sample Identification - Client ID (Lab ID)	Sample Date	Sample Time	Sample Type (C=comp, G=grab)	Matrix (W=water, S=solid, O=waste/oil, BT=Tissue, A=Air)	Field Filtered Sample (Yes or No)	Perform MS/MSD (Yes or No)	9315_Ra226/PrecSep_21Radium-226	9320_Ra228/PrecSep_0Radium-228	Ra226Ra228_GFPCCombined Radium-226 and Radium-228	Total Number of containers	Special Instructions/Note:
			Preservation Code:								
MCI-MGWC-20 (680-266181-10)	8/5/25	15:30 Eastern	G	Water			X	X	X	2	

Note: Since laboratory accreditations are subject to change, Eurofins Environment Testing Southeast, LLC places the ownership of method, analyte & accreditation compliance upon our subcontract laboratories. This sample shipment is forwarded under chain-of-custody. If the laboratory does not currently maintain accreditation in the State of Origin listed above for analysis/tests/matrix being analyzed, the samples must be shipped back to the Eurofins Environment Testing Southeast, LLC laboratory or other instructions will be provided. Any changes to accreditation status should be brought to Eurofins Environment Testing Southeast, LLC attention immediately. If all requested accreditations are current to date, return the signed Chain of Custody attesting to said compliance to Eurofins Environment Testing Southeast, LLC.

Possible Hazard Identification *Unconfirmed*	***Sample Disposal (A fee may be assessed if samples are retained longer than 1 month)*** ☐ *Return To Client* ☐ *Disposal By Lab* ☐ *Archive For* _____ *Months*
Deliverable Requested: I, II, III, IV, Other (specify) Primary Deliverable Rank: 2	Special Instructions/QC Requirements:

Empty Kit Relinquished by:	Date:	Time:	Method of Shipment:		
Relinquished by: [signature]	Date/Time: 8-6-25 1515	Company: TM	Received by: Sierra Worthington	Date/Time: AUG 07 2025 0825	Company: ETASh
Relinquished by:	Date/Time:	Company	Received by:	Date/Time:	Company
Relinquished by:	Date/Time:	Company	Received by:	Date/Time:	Company
Custody Seals Intact: Δ Yes Δ No	Custody Seal No.:		Cooler Temperature(s) °C and Other Remarks:		

Ver: 10/10/2024

Login Sample Receipt Checklist

Client: Southern Company

Job Number: 680-266181-2

Login Number: 266181

List Source: Eurofins Savannah

List Number: 1

Creator: Munro, Caroline

Question	Answer	Comment
Radioactivity wasn't checked or is </= background as measured by a survey meter.	N/A	
The cooler's custody seal, if present, is intact.	True	
Sample custody seals, if present, are intact.	True	
The cooler or samples do not appear to have been compromised or tampered with.	True	
Samples were received on ice.	True	
Cooler Temperature is acceptable.	True	
Cooler Temperature is recorded.	True	
COC is present.	True	
COC is filled out in ink and legible.	True	
COC is filled out with all pertinent information.	True	
Is the Field Sampler's name present on COC?	True	
There are no discrepancies between the containers received and the COC.	True	
Samples are received within Holding Time (excluding tests with immediate HTs)	True	
Sample containers have legible labels.	True	
Containers are not broken or leaking.	True	
Sample collection date/times are provided.	True	
Appropriate sample containers are used.	True	
Sample bottles are completely filled.	True	
Sample Preservation Verified.	N/A	
There is sufficient vol. for all requested analyses, incl. any requested MS/MSDs	True	
Containers requiring zero headspace have no headspace or bubble is <6mm (1/4").	N/A	
Multiphasic samples are not present.	True	
Samples do not require splitting or compositing.	True	
Residual Chlorine Checked.	N/A	

This receipt checklist is generated for all samples received in this Login. It may not be applicable to all Jobs associated with this Login.

Login Sample Receipt Checklist

Client: Southern Company

Job Number: 680-266181-2

Login Number: 266181
List Number: 3
Creator: Worthington, Sierra M

List Source: Eurofins St. Louis
List Creation: 08/07/25 11:51 AM

Question	Answer	Comment
Radioactivity wasn't checked or is </= background as measured by a survey meter.	True	
The cooler's custody seal, if present, is intact.	True	
Sample custody seals, if present, are intact.	True	
The cooler or samples do not appear to have been compromised or tampered with.	True	
Samples were received on ice.	True	
Cooler Temperature is acceptable.	True	
Cooler Temperature is recorded.	True	
COC is present.	True	
COC is filled out in ink and legible.	True	
COC is filled out with all pertinent information.	True	
Is the Field Sampler's name present on COC?	N/A	
There are no discrepancies between the containers received and the COC.	True	
Samples are received within Holding Time (excluding tests with immediate HTs)	True	
Sample containers have legible labels.	True	
Containers are not broken or leaking.	True	
Sample collection date/times are provided.	True	
Appropriate sample containers are used.	True	
Sample bottles are completely filled.	True	
Sample Preservation Verified.	True	
There is sufficient vol. for all requested analyses, incl. any requested MS/MSDs	True	
Containers requiring zero headspace have no headspace or bubble is <6mm (1/4").	N/A	
Multiphasic samples are not present.	True	
Samples do not require splitting or compositing.	True	
Residual Chlorine Checked.	N/A	

This receipt checklist is generated for all samples received in this Login. It may not be applicable to all Jobs associated with this Login.

Login Sample Receipt Checklist

Client: Southern Company

Job Number: 680-266181-2

Login Number: 266200

List Source: Eurofins Savannah

List Number: 1

Creator: Munro, Caroline

Question	Answer	Comment
Radioactivity wasn't checked or is </= background as measured by a survey meter.	N/A	
The cooler's custody seal, if present, is intact.	True	
Sample custody seals, if present, are intact.	True	
The cooler or samples do not appear to have been compromised or tampered with.	True	
Samples were received on ice.	True	
Cooler Temperature is acceptable.	True	
Cooler Temperature is recorded.	True	
COC is present.	True	
COC is filled out in ink and legible.	True	
COC is filled out with all pertinent information.	True	
Is the Field Sampler's name present on COC?	True	
There are no discrepancies between the containers received and the COC.	True	
Samples are received within Holding Time (excluding tests with immediate HTs)	True	
Sample containers have legible labels.	True	
Containers are not broken or leaking.	True	
Sample collection date/times are provided.	True	
Appropriate sample containers are used.	True	
Sample bottles are completely filled.	True	
Sample Preservation Verified.	N/A	
There is sufficient vol. for all requested analyses, incl. any requested MS/MSDs	True	
Containers requiring zero headspace have no headspace or bubble is <6mm (1/4").	N/A	
Multiphasic samples are not present.	True	
Samples do not require splitting or compositing.	True	
Residual Chlorine Checked.	N/A	

This receipt checklist is generated for all samples received in this Login. It may not be applicable to all Jobs associated with this Login.

Login Sample Receipt Checklist

Client: Southern Company

Job Number: 680-266181-2

Login Number: 266200
List Number: 3
Creator: Pinette, Meadow L

List Source: Eurofins St. Louis
List Creation: 08/08/25 11:49 AM

Question	Answer	Comment
Radioactivity wasn't checked or is </= background as measured by a survey meter.	True	
The cooler's custody seal, if present, is intact.	True	
Sample custody seals, if present, are intact.	True	
The cooler or samples do not appear to have been compromised or tampered with.	True	
Samples were received on ice.	N/A	
Cooler Temperature is acceptable.	True	
Cooler Temperature is recorded.	True	
COC is present.	True	
COC is filled out in ink and legible.	True	
COC is filled out with all pertinent information.	True	
Is the Field Sampler's name present on COC?	N/A	
There are no discrepancies between the containers received and the COC.	True	
Samples are received within Holding Time (excluding tests with immediate HTs)	True	
Sample containers have legible labels.	True	
Containers are not broken or leaking.	True	
Sample collection date/times are provided.	True	
Appropriate sample containers are used.	True	
Sample bottles are completely filled.	True	
Sample Preservation Verified.	True	
There is sufficient vol. for all requested analyses, incl. any requested MS/MSDs	True	
Containers requiring zero headspace have no headspace or bubble is <6mm (1/4").	N/A	
Multiphasic samples are not present.	True	
Samples do not require splitting or compositing.	True	
Residual Chlorine Checked.	N/A	

This receipt checklist is generated for all samples received in this Login. It may not be applicable to all Jobs associated with this Login.

LEVEL 2A LABORATORY DATA VALIDATIONS

McIntosh Ash Pond 1

Annual Event

August 2025

Georgia Power Company – McIntosh Ash Pond 1

Quality Control Review of Analytical Data – August 2025

This narrative presents results of the Quality Control (QC) data review performed on analytical data submitted by Eurofins Environment Testing America for groundwater samples collected at McIntosh Ash Pond 1 (AP-1) between August 5, 2025 and August 6, 2025. The chemical data were reviewed to identify quality issues which could affect the use of the data for decision-making purposes.

Information regarding the primary sample locations, analytical parameters, QC samples, sampling dates, and laboratory sample delivery group (SDG) designations is summarized in Table 1 of this Appendix.

In accordance with groundwater monitoring and corrective action procedures discussed in Title 40 Code of Federal Regulations (CFR), Subpart D – Standards for the Disposal of Coal Combustion Residuals in Landfills and Surface Impoundments, the samples were analyzed for detection monitoring constituents listed in 40 CFR, Part 257, Appendix III, and assessment monitoring constituents listed in 40 CFR, Part 257, Appendix IV. Test methods included Inductively Coupled Plasma – Mass Spectrometry (US EPA Method 6020B), Mercury in Liquid Wastes (US EPA Method 7470A), Determination of Inorganic Anions (US EPA Method 300.0), Solids in Water (Standard Methods 2540C), Radium-226 (US EPA Method 9315), and Radium-228 (US EPA Method 9320).

Data were reviewed in accordance with the US EPA Region 4 Data Validation Standard Operating Procedures for Contract Laboratory Program Inorganic Data by Inductively Coupled Plasma – Atomic Emission Spectroscopy and Inductively Coupled Plasma – Mass Spectroscopy (September 2011, Rev. 2.0)[1] and the National Functional Guidelines for Inorganic Superfund Methods Data Review (January 2017)[2]. The review included an assessment of the results for completeness, precision (laboratory duplicate recoveries and matrix spike/matrix spike duplicate recoveries), accuracy (laboratory control samples and matrix spike samples), and blank contamination (field, equipment, and laboratory blanks). Sample receipt conditions, holding times, and chains of custody were reviewed. If there was a discrepancy between the QC criteria in the guidelines and the QC criterion established in the analytical methodology, method-specific criteria or professional judgment were used.

DATA QUALITY OBJECTIVES

Laboratory Precision: Laboratory goals for precision were met.

Field Precision: Field goals for precision were met, except for fluoride, radium-226, and combined radium from MCI-MGWC-19 (680-266181-5) as described in the qualifications section below.

Accuracy: Laboratory goals for accuracy were met, except for lithium from MCI-MGWA-10 (680-266181-1), MCI-MGWA-5 (680-266181-2), MCI-MGWC-19 (680-266181-5), MCI-MGWC-1 (680-266181-7), MCI-AP1-FD-01 (680-266181-9), MCI-MGWC-20 (680-266181-10), MCI-MGWC-8 (680-266200-1) and calcium from MCI-MGWC-8 (680-266200-1) as described in the qualifications section below.

Detection Limits: Project goals for detection limits were met. Certain samples were diluted due to the concentration of target or non-target analyte interferences. Dilutions do not require qualifications based on US EPA guidelines. Reporting limits (RLs) of non-detect compounds are elevated proportional to the dilution when undiluted sample results were not provided by the laboratory. The data usability of diluted results was evaluated by the data user in the context of site-wide characterization.

Completeness: There were no rejected analytical results for this event, resulting in a completion of 100%.

Holding Times: Holding time requirements were met.

QUALIFICATIONS

In general, chemical results for the samples collected at the site were qualified on the basis of low precision or low accuracy or on the basis of professional judgment. The following definitions provide brief explanations of the qualifiers which may have been assigned to data during the validation process:

J+: The analyte was positively identified above the method detection limit; however, the analyte was also detected in a method blank, field blank, and/or equipment blank.

J: The analyte was positively identified above the method detection limit; however, the associated numerical value is the estimated concentration of the analyte in the sample.

U: The analyte was not detected above the method detection limit.

The data generated as part of this sampling event met the QC criteria established in the respective analytical methods and data validation guidelines except as specified below. The applied qualifications may not have been required for all samples collected at the site. A summary of sample qualifications can be found in Table 2 of this Appendix.

- Samples MCI-MGWC-19 (680-266181-5) and MCI-AP-1-FD-01 (680-266181-9) were qualified as estimated (J) for fluoride as the field relative percent difference (RPD) exceeded QC criteria (24.4%, above the limit of 20)

- Samples MCI-MGWC-19 (680-266181-5) and MCI-AP-1-FD-01 (680-266181-9) were qualified as estimated (J) for radium-226 and combined radium as the RPDs exceeded QC criteria (27.5% and 66.3%, respectively, above the limit of 20).

- Samples MCI-MGWA-10 (680-266181-1), MCI-MGWA-5 (680-266181-2), MCI-MGWC-19 (680-266181-5), MCI-MGWC-1 (680-266181-7), MCI-AP1-FD-01 (680-266181-9), and MCI-MGWC-20 (680-266181-10) were qualified as estimated (J) for lithium as the associated laboratory control sample (LCS) recovery was outside QC criteria (124% above the range of 80-120).

- Sample MCI- MGWA-10 (680-266181-1) was qualified as estimated (J) for lithium as the associated matrix spike (MS) and matrix spike duplicate (MSD) recoveries were outside QC criteria (both 129% above the range of 75-125).

- Sample MCI-MGWC-8 (680-266200-1) was qualified as estimated (J) for lithium as the associated MS and MSD recoveries were outside QC criteria (141% and 144%, respectively, above the range of 75-125).

- Sample MCI-MGWC-8 (680-266200-1) was qualified as estimated (J) for calcium as the associated MS recovery was outside QC criteria (71% below the range of 75-125).

- Samples MCI-MGWC-12 (680-266200-4) and MCI-MGWC-7 (680-266200-7) were qualified as estimated (J+) for fluoride due to the analyte being detected in an associated blank sample (MCI-AP-1-EB-04).

- Samples MCI-MGWC-3 (680-266200-3), MCI-MGWC-12 (680-266200-4), MCI-MGWC-7 (680-266200-7), and MCI-AP1-FD-02 (680-266200-8) were qualified as estimated (J+) for radium-226 due to the analyte being detected in an associated blank sample (MCI-AP-1-EB-04).

- Samples MCI-MGWC-3 (680-266200-3), MCI-MGWC-2 (680-266200-6), and MCI-AP1-FD-02 (680-266200-8) were qualified as non-detect (U) for fluoride due to the analyte being detected at a similar concentration in an associated blank sample (MCI-AP-1-EB-04). As shown in Table 2, when the original sample result was below the method detection limit (MDL), the new MDL was raised to the detectable concentration of the respective sample as part of the qualification process.

- Samples MCI-MGWC-3 (680-266200-3) and MCI-AP1-FD-02 (680-266200-8) were qualified as non-detect (U) for radium-228 due to the analyte being detected at a similar concentration in an associated blank sample (MCI-AP-1-EB-04). As shown in Table 2, when the original sample result was below the minimum detectable concentration (MDC), the new MDC was raised to the detectable concentration of the respective sample as part of the qualification process.

Atlantic Coast Consulting, Inc. reviewed the laboratory data from McIntosh AP-1 sampled between August 5, 2025 and August 6, 2025 in accordance with the analytical methods, the laboratory-specified QC criteria, and the guidelines. As described above, the results were acceptable for project use.

REFERENCES

[1]US EPA, September 2011, Region 4, Science and Ecosystem Support Division, Quality Assurance Section, MTSB, Data Validation Standard Operating Procedures for Contract Laboratory Program Inorganic Data by Inductively Coupled Plasma – Atomic Emission Spectroscopy and Inductively Coupled Plasma – Mass Spectroscopy, Revision 2.0

[2]US EPA, January 2017, National Office of Superfund Remediation and Technology Innovation, National Functional Guidelines for Inorganic Superfund Methods Data Review, Revision 0.0

TABLE 1

Sample Summary Table – August 2025

Georgia Power Company – McIntosh AP-1

						Analyses			
SDG	Field Identification	Collection Date	Lab Identification	Matrix	QC Samples	Metals (6020B, 7470A)	Anions (300.0)	TDS (SM 2540C)	Radium-226/-228 (9315, 9320)
266181-1	MCI-MGWA-5	08/05/25	680-266181-2	WG		X	X	X	
266181-2	MCI-MGWA-5	08/05/25	680-266181-2	WG					X
266181-1	MCI-MGWA-6	08/05/25	680-266181-6	WG		X	X	X	
266181-2	MCI-MGWA-6	08/05/25	680-266181-6	WG					X
266181-1	MCI-MGWA-6A	08/05/25	680-266181-4	WG		X	X	X	
266181-2	MCI-MGWA-6A	08/05/25	680-266181-4	WG					X
266181-1	MCI-MGWA-10	08/05/25	680-266181-1	WG		X	X	X	
266181-2	MCI-MGWA-10	08/05/25	680-266181-1	WG					X
266181-1	MCI-MGWA-11	08/05/25	680-266181-3	WG		X	X	X	
266181-2	MCI-MGWA-11	08/05/25	680-266181-3	WG					X
266181-1	MCI-MGWC-3	08/06/25	680-266200-3	WG		X	X	X	
266181-2	MCI-MGWC-3	08/06/25	680-266200-3	WG					X
266181-1	MCI-MGWC-1	08/05/25	680-266181-7	WG		X	X	X	
266181-2	MCI-MGWC-1	08/05/25	680-266181-7	WG					X
266181-1	MCI-MGWC-8	08/06/25	680-266200-1	WG		X	X	X	
266181-2	MCI-MGWC-8	08/06/25	680-266200-1	WG					X
266181-1	MCI-MGWC-12	08/06/25	680-266200-4	WG		X	X	X	
266181-2	MCI-MGWC-12	08/06/25	680-266200-4	WG					X
266181-1	MCI-AP1-FD-01	08/05/25	680-266181-9	WG	FD (MCI-MGWC-19)	X	X	X	
266181-2	MCI-AP1-FD-01	08/05/25	680-266181-9	WG	FD (MCI-MGWC-19)				X
266181-1	MCI-AP1-EB-03	08/06/25	680-266200-2	WQ	EB	X	X	X	
266181-2	MCI-AP1-EB-03	08/06/25	680-266200-2	WQ	EB				X
266181-1	MCI-AP1-FB-01	08/05/25	680-266181-8	WQ	FB	X	X	X	
266181-2	MCI-AP1-FB-01	08/05/25	680-266181-8	WQ	FB				X
266181-1	MCI-MGWC-7	08/06/25	680-266200-7	WG		X	X	X	
266181-2	MCI-MGWC-7	08/06/25	680-266200-7	WG					X

Abbreviations:
EB – Equipment Blank
FB – Field Blank
FD – Field Duplicate
QC – Quality Control
SDG – Sample Delivery Group
TDS – Total Dissolved Solids
WG – Groundwater
WQ – Water Quality Control

TABLE 1 (continued)

Sample Summary Table – August 2025

Georgia Power Company – McIntosh AP-1

						Analyses			
SDG	Field Identification	Collection Date	Lab Identification	Matrix	QC Samples	Metals (6020B, 7470A)	Anions (300.0)	TDS (SM 2540C)	Radium-226/-228 (9315, 9320)
266181-1	MCI-MGWC-20	08/05/25	680-266181-10	WG		X	X	X	
266181-2	MCI-MGWC-20	08/05/25	680-266181-10	WG					X
266181-1	MCI-AP1-EB-04	08/06/25	680-266200-9	WQ	FB	X	X	X	
266181-2	MCI-AP1-EB-04	08/06/25	680-266200-9	WQ	FB				X
266181-1	MCI-AP1-FB-02	08/06/25	680-266200-5	WQ	FB	X	X	X	
266181-2	MCI-AP1-FB-02	08/06/25	680-266200-5	WQ	FB				X
266181-1	MCI-MGWC-2	08/06/25	680-266200-6	WG		X	X	X	
266181-2	MCI-MGWC-2	08/06/25	680-266200-6	WG					X
266181-1	MCI-MGWC-19	08/05/25	680-266181-5	WG		X	X	X	
266181-2	MCI-MGWC-19	08/05/25	680-266181-5	WG					X
266181-1	MCI-AP1-FD-02	08/06/25	680-266200-8	WG	FD (MCI-MGWC-3)	X	X	X	
266181-2	MCI-AP1-FD-02	08/06/25	680-266200-8	WG	FD (MCI-MGWC-3)				X

Abbreviations:
EB – Equipment Blank
FB – Field Blank
FD – Field Duplicate
QC – Quality Control
SDG – Sample Delivery Group
TDS – Total Dissolved Solids
WG – Groundwater
WQ – Water Quality Control

TABLE 2

Qualifier Summary Table – August 2025

Georgia Power Company – McIntosh AP-1

SDG	Field Identification	Constituent	New RL	New MDL or MDC	Qualifier	Reason
266181-1	MCI-MGWA-10	Lithium			J	LCS outside QC criterion
266181-1	MCI-MGWA-5	Lithium			J	LCS outside QC criterion
266181-1	MCI-MGWC-19	Lithium			J	LCS outside QC criterion
266181-1	MCI-MGWC-1	Lithium			J	LCS outside QC criterion
266181-1	MCI-AP1-FD-01	Lithium			J	LCS outside QC criterion
266181-1	MCI-MGWC-20	Lithium			J	LCS outside QC criterion
266181-1	MCI-MGWA-10	Lithium			J	MS/MSD outside QC criterion
266181-1	MCI-MGWC-8	Lithium			J	MS/MSD outside QC criterion
266181-1	MCI-MGWC-8	Calcium			J	MS outside QC criterion
266181-1	MCI-MGWC-19	Fluoride			J	RPD exceeds field goal
266181-1	MCI-AP1-FD-01	Fluoride			J	RPD exceeds field goal
266181-2	MCI-MGWC-19	Radium-226			J	RPD exceeds field goal
266181-2	MCI-AP1-FD-01	Radium-226			J	RPD exceeds field goal
266181-2	MCI-MGWC-19	Combined Radium			J	RPD exceeds field goal
266181-2	MCI-AP1-FD-01	Combined Radium			J	RPD exceeds field goal
266181-1	MCI-MGWC-2	Fluoride		0.19	U	Blank detection
266181-1	MCI-MGWC-3	Fluoride		0.17	U	Blank detection
266181-1	MCI-MGWC-7	Fluoride			J+	Blank detection
266181-1	MCI-MGWC-12	Fluoride			J+	Blank detection
266181-1	MCI-AP1-FD-02	Fluoride		0.19	U	Blank detection
266181-2	MCI-MGWC-3	Radium-226			J+	Blank detection
266181-2	MCI-MGWC-3	Radium-228		0.788	U	Blank detection
266181-2	MCI-MGWC-7	Radium-226			J+	Blank detection
266181-2	MCI-MGWC-12	Radium-226			J+	Blank detection
266181-2	MCI-AP1-FD-02	Radium-226			J+	Blank detection
266181-2	MCI-AP1-FD-02	Radium-228		0.663	U	Blank detection

Abbreviations:
MDC – Minimum Detectable Concentration
MS/MSD – Matrix Spike / Matrix Spike Duplicate
MDL – Method Detection Limit
QC – Quality Control
RL – Reporting Limit
RPD – Relative Percent Difference
SDG – Sample Delivery Group
TDS – Total Dissolved Solids

Qualifiers:
J+ – Field or Equipment Blank Detection
J – Estimated Result
U – Non-Detect Result

Low-Flow Test Report:

Test Date / Time: 8/5/2025 4:04:20 PM
Project: Plant McIntosh AP-1
Operator Name: Taylor Goble

Location Name: MGWC-1 **Well Diameter: 2 in** **Casing Type: PVC** **Screen Length: 10 ft** **Top of Screen: 46.08 ft** **Total Depth: 56.08 ft** **Initial Depth to Water: 39.19 ft**	**Pump Type: Portable Bladder Pump** **Tubing Type: Poly** **Tubing Inner Diameter: 0.17 in** **Pump Intake From TOC: 51 ft** **Estimated Total Volume Pumped: 5 liter** **Flow Cell Volume: 130 ml** **Final Flow Rate: 200 ml/min** **Final Draw Down: 1.21 ft**	**Instrument Used: Aqua TROLL 500** **Serial Number: 1235093**

Test Notes:
Sampled at 1629. Raining 88 degrees.

Low-Flow Readings:

Date Time	Elapsed Time	pH	Temperature	Specific Conductivity	RDO Concentration	Turbidity	ORP	Depth to Water	Flow
		+/- 0.1	+/- 3	+/- 5 %	+/- 10 %	+/- 10	+/- 25	+/- 0.3	
8/5/2025 4:04 PM	00:00	7.38 pH	24.42 °C	625.17 µS/cm	0.33 mg/L	7.14 NTU	-83.9 mV	39.19 ft	200.00 ml/min
8/5/2025 4:09 PM	05:00	7.39 pH	23.74 °C	625.22 µS/cm	0.30 mg/L	6.89 NTU	-105.8 mV	40.04 ft	200.00 ml/min
8/5/2025 4:14 PM	10:00	7.39 pH	23.59 °C	626.86 µS/cm	0.28 mg/L	5.79 NTU	-111.8 mV	40.40 ft	200.00 ml/min
8/5/2025 4:19 PM	15:00	7.39 pH	23.33 °C	629.27 µS/cm	0.27 mg/L	5.14 NTU	-115.0 mV	40.40 ft	200.00 ml/min
8/5/2025 4:24 PM	20:00	7.39 pH	23.23 °C	630.71 µS/cm	0.26 mg/L	4.68 NTU	-119.4 mV	40.40 ft	200.00 ml/min
8/5/2025 4:29 PM	25:00	7.39 pH	23.10 °C	632.40 µS/cm	0.25 mg/L	4.31 NTU	-124.1 mV	40.40 ft	200.00 ml/min

Samples

Sample ID:	Description:

Created using VuSitu from In-Situ, Inc.

Low-Flow Test Report:

Test Date / Time: 8/6/2025 1:30:04 PM
Project: Plant McIntosh AP-1
Operator Name: C.Klamke

Location Name: MGWC-2 **Well Diameter: 2 in** **Casing Type: PVC** **Screen Length: 10 ft** **Top of Screen: 27.36 ft** **Total Depth: 37.36 ft** **Initial Depth to Water: 21.24 ft**	**Pump Type: Peristaltic Pump** **Tubing Type: Poly** **Tubing Inner Diameter: 0.17 in** **Pump Intake From TOC: 32 ft** **Estimated Total Volume Pumped: 3.8 liter** **Flow Cell Volume: 130 ml** **Final Flow Rate: 150 ml/min** **Final Draw Down: 1.12 ft**	**Instrument Used: Aqua TROLL 500** **Serial Number: 1183990**

Test Notes:
Sample time 1355. Cloudy 83 degrees.

Low-Flow Readings:

Date Time	Elapsed Time	pH	Temperature	Specific Conductivity	RDO Concentration	Turbidity	ORP	Depth to Water	Flow
		+/- 0.1	+/- 3	+/- 5 %	+/- 10 %	+/- 10	+/- 25	+/- 0.3	
8/6/2025 1:30 PM	00:00	7.414 pH	24.79 °C	617.4 µS/cm	0.490 mg/L	2.030 NTU	185.1 mV	21.24 ft	150.0 ml/min
8/6/2025 1:35 PM	05:00	7.374 pH	24.21 °C	621.8 µS/cm	0.287 mg/L	1.180 NTU	181.9 mV	22.24 ft	150.0 ml/min
8/6/2025 1:40 PM	10:00	7.384 pH	23.86 °C	621.8 µS/cm	0.235 mg/L	2.050 NTU	164.8 mV	22.31 ft	150.0 ml/min
8/6/2025 1:45 PM	15:00	7.399 pH	23.70 °C	622.6 µS/cm	0.218 mg/L	1.770 NTU	114.4 mV	22.34 ft	150.0 ml/min
8/6/2025 1:50 PM	20:00	7.427 pH	23.55 °C	622.5 µS/cm	0.215 mg/L	1.450 NTU	82.4 mV	22.34 ft	150.0 ml/min
8/6/2025 1:55 PM	25:00	7.444 pH	23.36 °C	622.8 µS/cm	0.209 mg/L	0.890 NTU	82.4 mV	22.36 ft	150.0 ml/min

Samples

Sample ID:	Description:

Created using VuSitu from In-Situ, Inc.

Low-Flow Test Report:

Test Date / Time: 8/6/2025 11:15:09 AM
Project: Plant McIntosh AP-1
Operator Name: C.Klamke

Location Name: MGWC-3 **Well Diameter: 2 in** **Casing Type: PVC** **Screen Length: 10 ft** **Top of Screen: 28.74 ft** **Total Depth: 38.74 ft** **Initial Depth to Water: 20.1 ft**	**Pump Type: Peristaltic Pump** **Tubing Type: Poly** **Tubing Inner Diameter: 0.17 in** **Pump Intake From TOC: 33 ft** **Estimated Total Volume Pumped: 6.5 liter** **Flow Cell Volume: 130 ml** **Final Flow Rate: 260 ml/min** **Final Draw Down: 0.61 ft**	**Instrument Used: Aqua TROLL 500** **Serial Number: 1183990**

Test Notes:
Sample time 1140. Sunny 80 degrees. FD-02 done here.

Low-Flow Readings:

Date Time	Elapsed Time	pH	Temperature	Specific Conductivity	RDO Concentration	Turbidity	ORP	Depth to Water	Flow
		+/- 0.1	+/- 3	+/- 5 %	+/- 10 %	+/- 10	+/- 25	+/- 0.3	
8/6/2025 11:15 AM	00:00	6.994 pH	22.29 °C	460.5 µS/cm	0.305 mg/L	0.990 NTU	207.0 mV	20.10 ft	260.0 ml/min
8/6/2025 11:20 AM	05:00	7.001 pH	22.05 °C	462.5 µS/cm	0.193 mg/L	1.660 NTU	206.8 mV	20.68 ft	260.0 ml/min
8/6/2025 11:25 AM	10:00	6.963 pH	21.99 °C	463.7 µS/cm	0.164 mg/L	1.970 NTU	207.9 mV	20.69 ft	260.0 ml/min
8/6/2025 11:30 AM	15:00	6.947 pH	22.07 °C	468.3 µS/cm	0.150 mg/L	1.410 NTU	208.9 mV	20.71 ft	260.0 ml/min
8/6/2025 11:35 AM	20:00	6.935 pH	22.12 °C	470.5 µS/cm	0.144 mg/L	1.280 NTU	207.5 mV	20.71 ft	260.0 ml/min
8/6/2025 11:40 AM	25:00	6.926 pH	22.06 °C	471.7 µS/cm	0.141 mg/L	1.310 NTU	205.3 mV	20.71 ft	260.0 ml/min

Samples

Sample ID:	Description:

Created using VuSitu from In-Situ, Inc.

Low-Flow Test Report:

Test Date / Time: 8/5/2025 9:30:10 AM
Project: Plant McIntosh AP-1
Operator Name: C.Klamke

Location Name: MGWA-5 **Well Diameter: 2 in** **Casing Type: PVC** **Screen Length: 10 ft** **Top of Screen: 53.09 ft** **Total Depth: 63.09 ft** **Initial Depth to Water: 23.58 ft**	**Pump Type: Peristaltic Pump** **Tubing Type: Poly** **Tubing Inner Diameter: 0.17 in** **Pump Intake From TOC: 58 ft** **Estimated Total Volume Pumped: 6 liter** **Flow Cell Volume: 130 ml** **Final Flow Rate: 150 ml/min** **Final Draw Down: 1.13 ft**	**Instrument Used: Aqua TROLL 500** **Serial Number: 1183990**

Test Notes:
Sample time 1010. Sunny 83 degrees

Low-Flow Readings:

Date Time	Elapsed Time	pH	Temperature	Specific Conductivity	RDO Concentration	Turbidity	ORP	Depth to Water	Flow
		+/- 0.1	+/- 3	+/- 5 %	+/- 10 %	+/- 10	+/- 25	+/- 0.3	
8/5/2025 9:30 AM	00:00	7.184 pH	23.81 °C	227.6 µS/cm	0.893 mg/L	7.650 NTU	194.0 mV	23.58 ft	150.0 ml/min
8/5/2025 9:35 AM	05:00	7.157 pH	23.68 °C	224.6 µS/cm	0.536 mg/L	8.430 NTU	190.0 mV	24.54 ft	150.0 ml/min
8/5/2025 9:40 AM	10:00	7.095 pH	23.51 °C	223.7 µS/cm	0.472 mg/L	7.370 NTU	169.8 mV	24.63 ft	150.0 ml/min
8/5/2025 9:45 AM	15:00	7.203 pH	23.70 °C	223.2 µS/cm	0.425 mg/L	6.480 NTU	122.1 mV	24.67 ft	150.0 ml/min
8/5/2025 9:50 AM	20:00	7.244 pH	24.04 °C	222.1 µS/cm	0.469 mg/L	4.230 NTU	78.6 mV	24.69 ft	150.0 ml/min
8/5/2025 9:55 AM	25:00	7.277 pH	24.23 °C	222.4 µS/cm	0.373 mg/L	3.790 NTU	-27.0 mV	24.71 ft	150.0 ml/min
8/5/2025 10:00 AM	30:00	7.321 pH	23.95 °C	220.4 µS/cm	0.485 mg/L	5.690 NTU	-64.1 mV	24.71 ft	150.0 ml/min
8/5/2025 10:05 AM	35:00	7.308 pH	24.02 °C	220.0 µS/cm	0.598 mg/L	4.380 NTU	-76.4 mV	24.73 ft	150.0 ml/min
8/5/2025 10:10 AM	40:00	7.305 pH	24.32 °C	219.9 µS/cm	0.617 mg/L	3.780 NTU	-97.0 mV	24.71 ft	150.0 ml/min

Samples

Sample ID:	Description:

Low-Flow Test Report:

Test Date / Time: 8/5/2025 12:55:11 PM
Project: Plant McIntosh AP-1
Operator Name: C.Klamke

Location Name: MGWA-6 **Well Diameter: 2 in** **Casing Type: PVC** **Screen Length: 10 ft** **Top of Screen: 31.93 ft** **Total Depth: 41.93 ft** **Initial Depth to Water: 23.07 ft**	**Pump Type: Peristaltic Pump** **Tubing Type: Poly** **Tubing Inner Diameter: 0.17 in** **Pump Intake From TOC: 37 ft** **Estimated Total Volume Pumped: 3.8 ml** **Flow Cell Volume: 130 ml** **Final Flow Rate: 150 ml/min** **Final Draw Down: 0.2 ft**	**Instrument Used: Aqua TROLL 500** **Serial Number: 1183990**

Test Notes:
Sample time 1320. Sunny 88 degrees.

Low-Flow Readings:

Date Time	Elapsed Time	pH	Temperature	Specific Conductivity	RDO Concentration	Turbidity	ORP	Depth to Water	Flow
		+/- 0.1	+/- 3	+/- 5 %	+/- 10 %	+/- 10	+/- 25	+/- 0.3	
8/5/2025 12:55 PM	00:00	7.120 pH	25.76 °C	458.7 µS/cm	0.759 mg/L	1.240 NTU	53.3 mV	23.07 ft	150.0 ml/min
8/5/2025 1:00 PM	05:00	7.070 pH	25.23 °C	461.7 µS/cm	0.484 mg/L	1.310 NTU	55.6 mV	23.27 ft	150.0 ml/min
8/5/2025 1:05 PM	10:00	6.984 pH	25.27 °C	462.5 µS/cm	0.436 mg/L	1.100 NTU	61.5 mV	23.27 ft	150.0 ml/min
8/5/2025 1:10 PM	15:00	6.913 pH	25.05 °C	461.9 µS/cm	0.371 mg/L	0.890 NTU	64.7 mV	23.27 ft	150.0 ml/min
8/5/2025 1:15 PM	20:00	6.881 pH	24.92 °C	462.4 µS/cm	0.331 mg/L	1.000 NTU	65.1 mV	23.27 ft	150.0 ml/min
8/5/2025 1:20 PM	25:00	6.865 pH	24.87 °C	463.0 µS/cm	0.319 mg/L	0.770 NTU	66.6 mV	23.27 ft	150.0 ml/min

Samples

Sample ID:	Description:

Created using VuSitu from In-Situ, Inc.

Low-Flow Test Report:

Test Date / Time: 8/5/2025 11:25:10 AM
Project: Plant McIntosh AP-1
Operator Name: C.Klamke

Location Name: MGWA-6A **Well Diameter: 2 in** **Casing Type: PVC** **Screen Length: 10 ft** **Top of Screen: 29.67 ft** **Total Depth: 39.67 ft** **Initial Depth to Water: 21.69 ft**	**Pump Type: Peristaltic Pump** **Tubing Type: Poly** **Tubing Inner Diameter: 0.17 in** **Pump Intake From TOC: 34 ft** **Estimated Total Volume Pumped: 4.5 liter** **Flow Cell Volume: 130 ml** **Final Flow Rate: 150 ml/min** **Final Draw Down: 1.28 ft**	**Instrument Used: Aqua TROLL 500** **Serial Number: 1183990**

Test Notes:
Sample time 1155. Sunny 86 degrees.

Low-Flow Readings:

Date Time	Elapsed Time	pH	Temperature	Specific Conductivity	RDO Concentration	Turbidity	ORP	Depth to Water	Flow
		+/- 0.1	+/- 3	+/- 5 %	+/- 10 %	+/- 10	+/- 25	+/- 0.3	
8/5/2025 11:25 AM	00:00	7.183 pH	24.89 °C	458.3 µS/cm	1.444 mg/L	2.170 NTU	96.7 mV	21.69 ft	150.0 ml/min
8/5/2025 11:30 AM	05:00	7.117 pH	24.30 °C	459.9 µS/cm	1.288 mg/L	2.570 NTU	99.6 mV	22.93 ft	150.0 ml/min
8/5/2025 11:35 AM	10:00	7.009 pH	24.44 °C	461.9 µS/cm	1.250 mg/L	1.830 NTU	99.7 mV	22.98 ft	150.0 ml/min
8/5/2025 11:40 AM	15:00	6.957 pH	24.48 °C	460.9 µS/cm	1.156 mg/L	1.820 NTU	70.3 mV	22.95 ft	150.0 ml/min
8/5/2025 11:45 AM	20:00	6.927 pH	24.23 °C	460.7 µS/cm	1.053 mg/L	1.210 NTU	28.5 mV	22.97 ft	150.0 ml/min
8/5/2025 11:50 AM	25:00	6.945 pH	24.31 °C	461.2 µS/cm	0.969 mg/L	1.110 NTU	-4.6 mV	22.97 ft	150.0 ml/min
8/5/2025 11:55 AM	30:00	6.961 pH	24.18 °C	460.0 µS/cm	0.924 mg/L	1.510 NTU	-17.2 mV	22.97 ft	150.0 ml/min

Samples

Sample ID:	Description:

Created using VuSitu from In-Situ, Inc.

Low-Flow Test Report:

Test Date / Time: 8/6/2025 1:50:34 PM
Project: Plant McIntosh AP-1
Operator Name: Taylor Goble

Location Name: MGWC-7 **Well Diameter: 2 in** **Casing Type: PVC** **Screen Length: 10 ft** **Top of Screen: 32.29 ft** **Total Depth: 42.29 ft** **Initial Depth to Water: 23.6 ft**	**Pump Type: Peristaltic Pump** **Tubing Type: Poly** **Tubing Inner Diameter: 0.17 in** **Pump Intake From TOC: 37 ft** **Estimated Total Volume Pumped: 4.5 liter** **Flow Cell Volume: 130 ml** **Final Flow Rate: 150 ml/min** **Final Draw Down: 0.52 ft**	**Instrument Used: Aqua TROLL 500** **Serial Number: 1235093**

Test Notes:
Sampled at 1420. Cloudy 84 degrees.

Low-Flow Readings:

Date Time	Elapsed Time	pH	Temperature	Specific Conductivity	RDO Concentration	Turbidity	ORP	Depth to Water	Flow
		+/- 0.1	+/- 3	+/- 5 %	+/- 10 %	+/- 10	+/- 25	+/- 0.3	
8/6/2025 1:50 PM	00:00	7.43 pH	29.44 °C	509.04 µS/cm	3.12 mg/L	2.26 NTU	34.7 mV	23.60 ft	150.00 ml/min
8/6/2025 1:55 PM	05:00	7.17 pH	24.85 °C	521.48 µS/cm	1.74 mg/L	1.54 NTU	41.1 mV	23.99 ft	150.00 ml/min
8/6/2025 2:00 PM	10:00	7.17 pH	24.62 °C	522.43 µS/cm	1.45 mg/L	1.22 NTU	45.0 mV	24.09 ft	150.00 ml/min
8/6/2025 2:05 PM	15:00	7.10 pH	24.67 °C	523.15 µS/cm	1.34 mg/L	1.13 NTU	47.1 mV	24.12 ft	150.00 ml/min
8/6/2025 2:10 PM	20:00	7.14 pH	24.25 °C	518.92 µS/cm	1.22 mg/L	0.98 NTU	49.2 mV	24.12 ft	150.00 ml/min
8/6/2025 2:15 PM	25:00	7.15 pH	24.23 °C	519.01 µS/cm	1.14 mg/L	0.75 NTU	50.0 mV	24.12 ft	150.00 ml/min
8/6/2025 2:20 PM	30:00	7.10 pH	24.16 °C	516.17 µS/cm	1.04 mg/L	0.61 NTU	49.7 mV	24.12 ft	150.00 ml/min

Samples

Sample ID:	Description:

Created using VuSitu from In-Situ, Inc.

Low-Flow Test Report:

Test Date / Time: 8/6/2025 9:41:47 AM
Project: Plant McIntosh AP-1
Operator Name: Taylor Goble

Location Name: MGWC-8 **Well Diameter: 2 in** **Casing Type: PVC** **Screen Length: 10 ft** **Top of Screen: 42.46 ft** **Total Depth: 52.56 ft** **Initial Depth to Water: 34.61 ft**	**Pump Type: Portable Bladder Pump** **Tubing Type: Poly** **Tubing Inner Diameter: 0.17 in** **Pump Intake From TOC: 47 ft** **Estimated Total Volume Pumped: 6 liter** **Flow Cell Volume: 130 ml** **Final Flow Rate: 200 ml/min** **Final Draw Down: 0.21 ft**	**Instrument Used: Aqua TROLL 500** **Serial Number: 1235093**

Test Notes:
Sampled at 1011. Cloudy 77 degrees.

Low-Flow Readings:

Date Time	Elapsed Time	pH	Temperature	Specific Conductivity	RDO Concentration	Turbidity	ORP	Depth to Water	Flow
		+/- 0.1	+/- 3	+/- 5 %	+/- 10 %	+/- 10	+/- 25	+/- 0.3	
8/6/2025 9:41 AM	00:00	7.40 pH	22.99 °C	768.63 µS/cm	2.64 mg/L	8.88 NTU	-136.3 mV	34.61 ft	200.00 ml/min
8/6/2025 9:46 AM	05:00	7.53 pH	22.59 °C	763.25 µS/cm	3.25 mg/L	7.12 NTU	-173.5 mV	34.78 ft	200.00 ml/min
8/6/2025 9:51 AM	10:00	7.61 pH	22.60 °C	763.12 µS/cm	3.37 mg/L	4.35 NTU	-170.1 mV	34.82 ft	200.00 ml/min
8/6/2025 9:56 AM	15:00	7.65 pH	22.65 °C	766.10 µS/cm	3.46 mg/L	3.37 NTU	-167.2 mV	34.82 ft	200.00 ml/min
8/6/2025 10:01 AM	20:07	7.68 pH	22.62 °C	768.39 µS/cm	3.49 mg/L	3.03 NTU	-138.0 mV	34.82 ft	200.00 ml/min
8/6/2025 10:06 AM	25:07	7.70 pH	22.68 °C	770.34 µS/cm	3.49 mg/L	2.88 NTU	-162.7 mV	34.82 ft	200.00 ml/min
8/6/2025 10:11 AM	30:07	7.72 pH	22.62 °C	772.22 µS/cm	3.44 mg/L	2.70 NTU	-160.8 mV	34.82 ft	200.00 ml/min

Samples

Sample ID:	Description:

Low-Flow Test Report:

Test Date / Time: 8/5/2025 9:13:27 AM
Project: Plant McIntosh AP-1
Operator Name: Taylor Goble

Location Name: MGWA-10 **Well Diameter: 2 in** **Casing Type: PVC** **Screen Length: 10 ft** **Top of Screen: 43.09 ft** **Total Depth: 53.09 ft** **Initial Depth to Water: 16.98 ft**	**Pump Type: Peristaltic Pump** **Tubing Type: Poly** **Tubing Inner Diameter: 0.17 in** **Pump Intake From TOC: 48 ft** **Estimated Total Volume Pumped: 3.5 liter** **Flow Cell Volume: 130 ml** **Final Flow Rate: 100 ml/min** **Final Draw Down: 2.65 ft**	**Instrument Used: Aqua TROLL 500** **Serial Number: 1235093**

Test Notes:
Sampled at 0948. Cloudy 81 degrees.

Low-Flow Readings:

Date Time	Elapsed Time	pH	Temperature	Specific Conductivity	RDO Concentration	Turbidity	ORP	Depth to Water	Flow
		+/- 0.1	+/- 3	+/- 5 %	+/- 10 %	+/- 10	+/- 25	+/- 0.3	
8/5/2025 9:13 AM	00:00	6.27 pH	25.95 °C	119.45 µS/cm	5.94 mg/L	1.56 NTU	186.5 mV	16.98 ft	100.00 ml/min
8/5/2025 9:18 AM	05:00	6.18 pH	24.23 °C	73.99 µS/cm	4.72 mg/L	1.71 NTU	161.9 mV	18.10 ft	100.00 ml/min
8/5/2025 9:23 AM	10:00	6.17 pH	24.71 °C	72.85 µS/cm	4.58 mg/L	1.73 NTU	158.6 mV	18.53 ft	100.00 ml/min
8/5/2025 9:28 AM	15:00	6.17 pH	25.43 °C	72.43 µS/cm	4.51 mg/L	1.83 NTU	155.1 mV	18.90 ft	100.00 ml/min
8/5/2025 9:33 AM	20:00	6.19 pH	25.32 °C	72.44 µS/cm	4.52 mg/L	1.88 NTU	153.3 mV	19.36 ft	100.00 ml/min
8/5/2025 9:38 AM	25:00	6.18 pH	25.27 °C	71.98 µS/cm	4.44 mg/L	1.95 NTU	152.8 mV	19.50 ft	100.00 ml/min
8/5/2025 9:43 AM	30:00	6.19 pH	25.19 °C	71.85 µS/cm	4.45 mg/L	1.74 NTU	152.4 mV	19.56 ft	100.00 ml/min
8/5/2025 9:48 AM	35:00	6.19 pH	25.83 °C	72.13 µS/cm	4.44 mg/L	1.93 NTU	151.2 mV	19.63 ft	100.00 ml/min

Samples

Sample ID:	Description:

Low-Flow Test Report:

Test Date / Time: 8/5/2025 10:55:28 AM
Project: Plant McIntosh AP-1
Operator Name: Taylor Goble

Location Name: MGWA-11 **Well Diameter: 2 in** **Casing Type: PVC** **Screen Length: 10 ft** **Top of Screen: 45.81 ft** **Total Depth: 55.81 ft** **Initial Depth to Water: 21.08 ft**	**Pump Type: Peristaltic Pump** **Tubing Type: Poly** **Tubing Inner Diameter: 0.17 in** **Pump Intake From TOC: 51 ft** **Estimated Total Volume Pumped: 10 liter** **Flow Cell Volume: 130 ml** **Final Flow Rate: 250 ml/min** **Final Draw Down: 0.56 ft**	**Instrument Used: Aqua TROLL 500** **Serial Number: 1235093**

Test Notes:
Sampled at 1135. Cloudy 84 degrees.

Low-Flow Readings:

Date Time	Elapsed Time	pH	Temperature	Specific Conductivity	RDO Concentration	Turbidity	ORP	Depth to Water	Flow
		+/- 0.1	+/- 3	+/- 5 %	+/- 10 %	+/- 10	+/- 25	+/- 0.3	
8/5/2025 10:55 AM	00:00	7.89 pH	28.55 °C	224.91 µS/cm	3.57 mg/L	1.12 NTU	157.3 mV	21.08 ft	250.00 ml/min
8/5/2025 11:00 AM	05:00	7.99 pH	25.22 °C	231.03 µS/cm	2.15 mg/L	0.95 NTU	149.2 mV	21.50 ft	250.00 ml/min
8/5/2025 11:05 AM	10:00	8.08 pH	24.91 °C	232.91 µS/cm	1.99 mg/L	0.66 NTU	146.8 mV	21.56 ft	250.00 ml/min
8/5/2025 11:10 AM	15:00	7.88 pH	25.59 °C	234.59 µS/cm	1.91 mg/L	0.58 NTU	145.5 mV	21.61 ft	250.00 ml/min
8/5/2025 11:15 AM	20:00	7.94 pH	25.97 °C	234.08 µS/cm	1.86 mg/L	0.55 NTU	142.7 mV	21.64 ft	250.00 ml/min
8/5/2025 11:20 AM	25:00	7.92 pH	25.98 °C	238.52 µS/cm	1.56 mg/L	0.51 NTU	141.9 mV	21.64 ft	250.00 ml/min
8/5/2025 11:25 AM	30:00	7.82 pH	26.31 °C	286.56 µS/cm	0.84 mg/L	0.65 NTU	145.0 mV	21.64 ft	250.00 ml/min
8/5/2025 11:30 AM	35:00	7.83 pH	25.49 °C	291.09 µS/cm	0.41 mg/L	0.71 NTU	140.3 mV	21.64 ft	250.00 ml/min
8/5/2025 11:35 AM	40:00	7.83 pH	25.39 °C	293.00 µS/cm	0.31 mg/L	0.78 NTU	127.7 mV	21.64 ft	250.00 ml/min

Samples

Sample ID:	Description:

Low-Flow Test Report:

Test Date / Time: 8/6/2025 11:21:13 AM
Project: Plant McIntosh AP-1
Operator Name: Taylor Goble

Location Name: MGWC-12 **Well Diameter: 2 in** **Casing Type: PVC** **Screen Length: 10 ft** **Top of Screen: 42.9 ft** **Total Depth: 52.9 ft** **Initial Depth to Water: 26.54 ft**	**Pump Type: Peristaltic Pump** **Tubing Type: Poly** **Tubing Inner Diameter: 0.17 in** **Pump Intake From TOC: 48 ft** **Estimated Total Volume Pumped: 19.8 liter** **Flow Cell Volume: 130 ml** **Final Flow Rate: 180 ml/min** **Final Draw Down: 0.91 ft**	**Instrument Used: Aqua TROLL 500** **Serial Number: 1235093**

Test Notes:
Sampled at 1311. Cloudy 83 degrees. FB-02 poured here.

Low-Flow Readings:

Date Time	Elapsed Time	pH	Temperature	Specific Conductivity	RDO Concentration	Turbidity	ORP	Depth to Water	Flow
		+/- 0.1	+/- 3	+/- 5 %	+/- 10 %	+/- 10	+/- 25	+/- 0.3	
8/6/2025 11:21 AM	00:00	11.05 pH	26.19 °C	429.70 µS/cm	5.00 mg/L	2.12 NTU	-98.7 mV	26.54 ft	180.00 ml/min
8/6/2025 11:26 AM	05:00	11.24 pH	22.71 °C	446.64 µS/cm	1.16 mg/L	1.46 NTU	-134.3 mV	27.45 ft	180.00 ml/min
8/6/2025 11:31 AM	10:00	11.25 pH	22.67 °C	447.67 µS/cm	1.07 mg/L	1.33 NTU	-131.1 mV	27.45 ft	180.00 ml/min
8/6/2025 11:36 AM	15:00	11.25 pH	22.85 °C	448.47 µS/cm	1.02 mg/L	1.17 NTU	-127.6 mV	27.45 ft	180.00 ml/min
8/6/2025 11:41 AM	20:00	11.27 pH	22.69 °C	447.62 µS/cm	1.00 mg/L	1.25 NTU	-124.7 mV	27.45 ft	180.00 ml/min
8/6/2025 11:46 AM	25:00	11.26 pH	23.04 °C	447.58 µS/cm	0.98 mg/L	1.34 NTU	-122.1 mV	27.45 ft	180.00 ml/min
8/6/2025 11:51 AM	30:00	11.25 pH	23.14 °C	439.20 µS/cm	0.94 mg/L	1.76 NTU	-119.9 mV	27.45 ft	180.00 ml/min
8/6/2025 11:56 AM	35:00	11.23 pH	23.38 °C	431.90 µS/cm	0.89 mg/L	1.63 NTU	-117.7 mV	27.45 ft	180.00 ml/min
8/6/2025 12:01 PM	40:00	11.23 pH	22.88 °C	422.17 µS/cm	0.88 mg/L	1.35 NTU	-115.3 mV	27.45 ft	180.00 ml/min
8/6/2025 12:06 PM	45:00	11.21 pH	23.28 °C	418.40 µS/cm	0.87 mg/L	1.35 NTU	-113.4 mV	27.45 ft	180.00 ml/min
8/6/2025 12:11 PM	50:00	10.76 pH	23.07 °C	302.13 µS/cm	0.61 mg/L	1.29 NTU	-103.9 mV	27.45 ft	180.00 ml/min
8/6/2025 12:16 PM	55:00	9.39 pH	23.71 °C	261.25 µS/cm	0.31 mg/L	1.27 NTU	-79.0 mV	27.45 ft	180.00 ml/min
8/6/2025 12:21 PM	01:00:00	8.95 pH	23.28 °C	263.35 µS/cm	0.18 mg/L	1.22 NTU	-95.1 mV	27.45 ft	180.00 ml/min
8/6/2025 12:26 PM	01:05:00	8.78 pH	22.88 °C	264.36 µS/cm	0.16 mg/L	1.17 NTU	-110.0 mV	27.45 ft	180.00 ml/min
8/6/2025 12:31 PM	01:10:00	8.71 pH	22.82 °C	262.94 µS/cm	0.15 mg/L	1.11 NTU	-104.7 mV	27.45 ft	180.00 ml/min

8/6/2025 12:36 PM	01:15:00	8.46 pH	23.79 °C	262.00 µS/cm	0.13 mg/L	1.45 NTU	-124.1 mV	27.45 ft	180.00 ml/min
8/6/2025 12:41 PM	01:20:00	8.39 pH	23.23 °C	259.66 µS/cm	0.13 mg/L	1.87 NTU	-134.2 mV	27.45 ft	180.00 ml/min
8/6/2025 12:46 PM	01:25:00	8.34 pH	23.61 °C	258.47 µS/cm	0.13 mg/L	1.74 NTU	-138.1 mV	27.45 ft	180.00 ml/min
8/6/2025 12:51 PM	01:30:00	8.23 pH	23.50 °C	257.12 µS/cm	0.12 mg/L	1.89 NTU	-138.4 mV	27.45 ft	180.00 ml/min
8/6/2025 12:56 PM	01:35:00	8.18 pH	23.77 °C	257.15 µS/cm	0.11 mg/L	1.74 NTU	-137.7 mV	27.45 ft	180.00 ml/min
8/6/2025 1:01 PM	01:40:02	8.11 pH	23.40 °C	254.69 µS/cm	0.11 mg/L	1.91 NTU	-119.9 mV	27.45 ft	180.00 ml/min
8/6/2025 1:06 PM	01:45:02	8.06 pH	23.41 °C	253.99 µS/cm	0.11 mg/L	2.12 NTU	-132.5 mV	27.45 ft	180.00 ml/min
8/6/2025 1:11 PM	01:50:02	8.07 pH	24.11 °C	252.87 µS/cm	0.10 mg/L	1.75 NTU	-133.8 mV	27.45 ft	180.00 ml/min

Samples

Sample ID:	Description:

Created using VuSitu from In-Situ, Inc.

Low-Flow Test Report:

Test Date / Time: 8/5/2025 1:11:11 PM
Project: Plant McIntosh AP-1
Operator Name: Taylor Goble

Location Name: MGWC-19 **Well Diameter: 2 in** **Casing Type: PVC** **Screen Length: 10 ft** **Top of Screen: 62.7 ft** **Total Depth: 72.7 ft** **Initial Depth to Water: 23.98 ft**	**Pump Type: Peristaltic Pump** **Tubing Type: Poly** **Tubing Inner Diameter: 0.17 in** **Pump Intake From TOC: 67 ft** **Estimated Total Volume Pumped: 6 liter** **Flow Cell Volume: 130 ml** **Final Flow Rate: 200 ml/min** **Final Draw Down: 1.48 ft**	**Instrument Used: Aqua TROLL 500** **Serial Number: 1235093**

Test Notes:
Sampled at 1341. Cloudy 88 degrees. FD-01 taken here.

Low-Flow Readings:

Date Time	Elapsed Time	pH	Temperature	Specific Conductivity	RDO Concentration	Turbidity	ORP	Depth to Water	Flow
		+/- 0.1	+/- 3	+/- 5 %	+/- 10 %	+/- 10	+/- 25	+/- 0.3	
8/5/2025 1:11 PM	00:00	7.86 pH	31.89 °C	579.47 µS/cm	4.08 mg/L	2.27 NTU	-39.6 mV	23.98 ft	200.00 ml/min
8/5/2025 1:16 PM	05:00	7.80 pH	26.19 °C	698.86 µS/cm	0.91 mg/L	1.64 NTU	-52.3 mV	24.85 ft	200.00 ml/min
8/5/2025 1:21 PM	10:00	7.81 pH	26.04 °C	701.90 µS/cm	0.50 mg/L	1.59 NTU	-71.6 mV	25.18 ft	200.00 ml/min
8/5/2025 1:26 PM	15:00	7.80 pH	27.04 °C	702.70 µS/cm	0.33 mg/L	1.53 NTU	-99.7 mV	25.41 ft	200.00 ml/min
8/5/2025 1:31 PM	20:00	7.79 pH	27.48 °C	705.18 µS/cm	0.29 mg/L	1.47 NTU	-122.5 mV	25.44 ft	200.00 ml/min
8/5/2025 1:36 PM	25:00	7.80 pH	26.56 °C	700.59 µS/cm	0.26 mg/L	1.41 NTU	-140.2 mV	25.46 ft	200.00 ml/min
8/5/2025 1:41 PM	30:00	7.81 pH	26.16 °C	699.50 µS/cm	0.24 mg/L	1.48 NTU	-157.2 mV	25.46 ft	200.00 ml/min

Samples

Sample ID:	Description:

Created using VuSitu from In-Situ, Inc.

Low-Flow Test Report:

Test Date / Time: 8/5/2025 3:05:28 PM
Project: Plant McIntosh AP-1
Operator Name: C.Klamke

Location Name: MGWC-20 **Well Diameter: 2 in** **Casing Type: PVC** **Screen Length: 10 ft** **Top of Screen: 44.77 ft** **Total Depth: 54.77 ft** **Initial Depth to Water: 24.2 ft**	**Pump Type: Peristaltic Pump** **Tubing Type: Poly** **Tubing Inner Diameter: 0.17 in** **Pump Intake From TOC: 49 ft** **Estimated Total Volume Pumped: 5 liter** **Flow Cell Volume: 130 ml** **Final Flow Rate: 200 ml/min** **Final Draw Down: 0.78 ft**	**Instrument Used: Aqua TROLL 500** **Serial Number: 1183990**

Test Notes:
Sample time 1530. Partly cloudy 89 degrees. FB-01 done here.

Low-Flow Readings:

Date Time	Elapsed Time	pH	Temperature	Specific Conductivity	RDO Concentration	Turbidity	ORP	Depth to Water	Flow
		+/- 0.1	+/- 3	+/- 5 %	+/- 10 %	+/- 10	+/- 25	+/- 0.3	
8/5/2025 3:05 PM	00:00	5.808 pH	25.91 °C	379.3 µS/cm	0.524 mg/L	0.740 NTU	149.7 mV	24.20 ft	200.0 ml/min
8/5/2025 3:10 PM	05:00	5.770 pH	25.54 °C	386.8 µS/cm	0.354 mg/L	1.060 NTU	152.8 mV	24.95 ft	200.0 ml/min
8/5/2025 3:15 PM	10:00	5.785 pH	25.12 °C	395.7 µS/cm	0.361 mg/L	0.920 NTU	149.1 mV	24.97 ft	200.0 ml/min
8/5/2025 3:20 PM	15:00	5.809 pH	24.55 °C	398.7 µS/cm	0.282 mg/L	0.800 NTU	148.0 mV	24.98 ft	200.0 ml/min
8/5/2025 3:25 PM	20:00	5.829 pH	24.40 °C	402.9 µS/cm	0.236 mg/L	0.810 NTU	143.7 mV	24.98 ft	200.0 ml/min
8/5/2025 3:30 PM	25:00	5.883 pH	24.10 °C	405.6 µS/cm	0.231 mg/L	0.900 NTU	141.1 mV	24.98 ft	200.0 ml/min

Samples

Sample ID:	Description:

Created using VuSitu from In-Situ, Inc.

Field Instrumentation Calibration Form

ATLANTIC COAST CONSULTING, INC.

Site Name: McIntosh AP -1 Date: 8-5-25

Calibrated By: T. Goble Field Conditions: Cloudy 77°F

Instrument	Manufactuer/ Model	Serial Number
Water Quality Meter	AquaTroll 500	1235093
Turbidity Meter	HACH 2000Q	12040D000803

Calibration Standard Information				
Parameter	**Standard**	**Lot #**	**Date of Expiration**	**Brand**
D.O. (%)	N/A	—	—	Sponge
pH (SU)	4.00	5GA0865	1/27	PINE
pH (SU)	7.00	4GL1064	12/26	|
pH (SU)	10.00	4GG1192	7/26	|
Specific Conductance (µS/cm)	1,413	5GA0308	1/26	|
ORP (mV)	240.0	5GE0627	2/26	|

	Standard	**Lot #**	**Date of Expiration**	**Brand**
Turbidity (NTU)	0	—	—	New DI
	10	A4172	9/25	PINE
	20	A4183	10/25	|
	100	A4179	10/25	|

Calibration

Time Start: 0800 **Time Finish:** 0815

Parameter	Standard	Calibration Value	Calibration Solution Temperature (°C)	Acceptance Criteria	Reference
D.O. (%)	N/A	98.33	26.23	± 10%	EPA 2023
pH (SU)	4.00	4.00	25.64	± 0.1	GWMP
pH (SU)	7.00	7.00	25.94	± 0.1	GWMP
pH (SU)	10.00	10.00	25.97	± 0.1	GWMP
Specific Conductance (µS/cm)	1,413	1444	26.15	± 10% of standard	NA
ORP (mV)	240.0	227.9	25.96	± 10	EPA 2023

	Standard	**Calibration Value**	**Acceptance Criteria**	**Reference**
Turbidity (NTU)	0	0.14	± 10% of standard	EPA 2023
	10	9.89		
	20	18.2		
	100	92.7		

Calibration Check

Time Start 1250 **Time Finish** 1305

Parameter	Standard	Calibration Value	Calibration Solution Temperature (°C)	Acceptance Criteria	Reference
pH (SU)	4.00	4.02	26.71	± 0.1	GWMP
pH (SU)	7.00	7.04	26.60	± 0.1	GWMP
pH (SU)	10.00	10.04	26.37	± 0.1	GWMP
Specific Conductance (µS/cm)	1,413	1422	26.55	± 10% of standard	EPA 2023

	Standard	**Calibration Value**	**Acceptance Criteria**	**Reference**
Turbidity (NTU)	0	0.21	± 10% of standard	EPA 2023
	10	10.1		
	20	20.3		
	100	104		

Field Instrumentation Calibration Form

Atlantic Coast Consulting, Inc.

Site Name: McIntosh AP -1 Date: ~~8-5-25~~ 8-6-25

Calibrated By: T. Goble Field Conditions: Cloudy 74°F

Instrument	Manufactuer/ Model	Serial Number
Water Quality Meter	AquaTroll 500	1235093
Turbidity Meter	HACH 2100Q	22040D000803

Calibration Standard Information				
Parameter	**Standard**	**Lot #**	**Date of Expiration**	**Brand**
D.O. (%)	N/A	—	—	Sponge
pH (SU)	4.00	5GA0865	1/27	PENS
pH (SU)	7.00	4GL1064	12/26	|
pH (SU)	10.00	4GG1192	7/26	|
Specific Conductance (µS/cm)	1,413	5GA0308	1/26	|
ORP (mV)	240.0	5GE0627	2/26	|

	Standard	**Lot #**	**Date of Expiration**	**Brand**
Turbidity (NTU)	0	—	—	New DI
	10	AH172	9/25	PINE
	20	AH183	10/25	|
	100	AH179	10/25	

Calibration					
Time Start: 0810		**Time Finish:** 0830			
Parameter	**Standard**	**Calibration Value**	**Calibration Solution Temperature (°C)**	**Acceptance Criteria**	**Reference**
D.O. (%)	N/A	100.96	24.78	± 10%	EPA 2023
pH (SU)	4.00	4.00	23.99	± 0.1	GWMP
pH (SU)	7.00	7.00	24.18	± 0.1	GWMP
pH (SU)	10.00	10.00	24.18	± 0.1	GWMP
Specific Conductance (µS/cm)	1,413	1408	23.08	± 10% of standard	NA
ORP (mV)	240.0	240.0	23.68	± 10	EPA 2023

	Standard	**Calibration Value**	**Acceptance Criteria**	**Reference**
Turbidity (NTU)	0	0.16	± 10% of standard	EPA 2023
	10	9.89		
	20	20.8		
	100	103		

Calibration Check					
Time Start 1320		**Time Finish** 1330			
Parameter	**Standard**	**Calibration Value**	**Calibration Solution Temperature (°C)**	**Acceptance Criteria**	**Reference**
pH (SU)	4.00	4.05	26.12	± 0.1	GWMP
pH (SU)	7.00	7.07	26.20	± 0.1	GWMP
pH (SU)	10.00	10.02	26.32	± 0.1	GWMP
Specific Conductance (µS/cm)	1,413	1419	25.97	± 10% of standard	EPA 2023

	Standard	**Calibration Value**	**Acceptance Criteria**	**Reference**
Turbidity (NTU)	0	0.30	± 10% of standard	EPA 2023
	10	10.1		
	20	20.1		
	100	103		

Field Instrumentation Calibration Form

Atlantic Coast Consulting, Inc.

Site Name: McIntosh AP -1 Date: 8/5/25

Calibrated By: C. Blanchard Field Conditions: overcast, 76°

Instrument	Manufactuer/ Model	Serial Number
Water Quality Meter	aqua troll 500	1183990
Turbidity Meter	HACH/2100Q	240100060439

Calibration Standard Information				
Parameter	**Standard**	**Lot #**	**Date of Expiration**	**Brand**
D.O. (%)	N/A	—	—	—
pH (SU)	4.00	5GA0865	1/27	Pine
pH (SU)	7.00	4GL1064	12/26	Pine
pH (SU)	10.00	4GG1192	7/26	Pine
Specific Conductance (µS/cm)	1,413	5GA0306	1/26	Pine
ORP (mV)	240.0	5GE0627	2/26	Pine

	Standard	**Lot #**	**Date of Expiration**	**Brand**
Turbidity (NTU)	0	New DI	—	—
	10	A4172	9/25	HACH
	20	A4183	10/25	HACH
	100	A4179	10/25	HACH

Calibration					
Time Start: 0810		**Time Finish:** 0830			
Parameter	**Standard**	**Calibration Value**	**Calibration Solution Temperature (°C)**	**Acceptance Criteria**	**Reference**
D.O. (%)	N/A	100.1	24.72	± 10%	EPA 2023
pH (SU)	4.00	4.00	24.80	± 0.1	GWMP
pH (SU)	7.00	7.00	25.14	± 0.1	GWMP
pH (SU)	10.00	10.60	24.87	± 0.1	GWMP
Specific Conductance (µS/cm)	1,413	1413	24.96	± 10% of standard	NA
ORP (mV)	240.0	239.7	25.03	± 10	EPA 2023

	Standard	**Calibration Value**	**Acceptance Criteria**	**Reference**
Turbidity (NTU)	0	0.10	± 10% of standard	EPA 2023
	10	9.91		
	20	20.1		
	100	99.7		

Calibration Check					
Time Start 1412		**Time Finish** 1425			
Parameter	**Standard**	**Calibration Value**	**Calibration Solution Temperature (°C)**	**Acceptance Criteria**	**Reference**
pH (SU)	4.00	4.01	31.29	± 0.1	GWMP
pH (SU)	7.00	6.93	31.20	± 0.1	GWMP
pH (SU)	10.00	9.95	31.05	± 0.1	GWMP
Specific Conductance (µS/cm)	1,413	1469	31.04	± 10% of standard	EPA 2023

	Standard	**Calibration Value**	**Acceptance Criteria**	**Reference**
Turbidity (NTU)	0	0.12	± 10% of standard	EPA 2023
	10	10.2		
	20	20.3		
	100	99.6		

Field Instrumentation Calibration Form

ATLANTIC COAST CONSULTING, INC.

Site Name: McIntosh AP -1 Date: 8/6/25

Calibrated By: C. Hlamke Field Conditions: overcast, 77°

Instrument	Manufactuer/ Model	Serial Number
Water Quality Meter	aqua troll 500	1183990
Turbidity Meter	Hach 2100Q	24010D000439

Calibration Standard Information				
Parameter	Standard	Lot #	Date of Expiration	Brand
D.O. (%)	N/A	—	—	—
pH (SU)	4.00	5GA0865	1/27	Pine
pH (SU)	7.00	4GL1064	12/26	Pine
pH (SU)	10.00	4GG1192	7/26	Pine
Specific Conductance (µS/cm)	1,413	5GA0308	1/26	Pine
ORP (mV)	240.0	5GE0627	2/24	Pine

	Standard	Lot #	Date of Expiration	Brand
Turbidity (NTU)	0	New DI	—	—
	10	A4172	9/25	HACH
	20	A4183	10/25	HACH
	100	A4179	10/25	HACH

Calibration					
Time Start: 1000		Time Finish: 1020			
Parameter	Standard	Calibration Value	Calibration Solution Temperature (°C)	Acceptance Criteria	Reference
D.O. (%)	N/A	100.0	24.57	± 10%	EPA 2023
pH (SU)	4.00	4.00	24.27	± 0.1	GWMP
pH (SU)	7.00	7.00	24.33	± 0.1	GWMP
pH (SU)	10.00	10.00	24.07	± 0.1	GWMP
Specific Conductance (µS/cm)	1,413	1413	24.32	± 10% of standard	NA
ORP (mV)	240.0	230.1	24.27	± 10	EPA 2023

	Standard	Calibration Value	Acceptance Criteria	Reference
Turbidity (NTU)	0	0.09	± 10% of standard	EPA 2023
	10	10.20		
	20	20.30		
	100	101.0		

Calibration Check					
Time Start		Time Finish			
Parameter	Standard	Calibration Value	Calibration Solution Temperature (°C)	Acceptance Criteria	Reference
pH (SU)	4.00			± 0.1	GWMP
pH (SU)	7.00			± 0.1	GWMP
pH (SU)	10.00			± 0.1	GWMP
Specific Conductance (µS/cm)	1,413			± 10% of standard	EPA 2023

	Standard	Calibration Value	Acceptance Criteria	Reference
Turbidity (NTU)	0		± 10% of standard	EPA 2023
	10			
	20			
	100			

not needed, not full day

Well Inspection

Site Name: Plant Mcintosh AP1 Date: 8/4/2025

Permit Number: 051-011D(CCR) Field Conditions: 83 °F

Well ID:	Location/Identification			
	Visible and accessible	Properly identified with correct well ID	Located in high traffic area; does the well require protection from traffic	Acceptable drainage around well (no standing water, not located in obvious drainage flow path)
MGWC-1	Yes	Yes	No	Yes
MGWC-2	Yes	Yes	No	Yes
MGWC-3	Yes	Yes	No	Yes
MGWC-4	Yes	Yes	No	Yes
MGWA-5	Yes	Yes	No	Yes
MGWA-6	Yes	Yes	No	Yes
MGWA-6A	Yes	Yes	No	Yes
MGWC-7	Yes	Yes	No	Yes
MGWC-8	Yes	Yes	No	Yes
MGWA-9	Yes	Yes	No	Yes
MGWA-10	Yes	Yes	No	Yes
MGWA-11	Yes	Yes	No	Yes
MGWC-12	Yes	Yes	No	Yes
PZ-13	Yes	Yes	No	Yes
PZ-14	Yes	Yes	No	Yes
PZ-15	Yes	Yes	No	Yes
PZ-16	Yes	Yes	No	Yes
PZ-17	Yes	Yes	No	Yes
PZ-18	Yes	Yes	No	Yes
MGWC-19	Yes	Yes	No	Yes
MGWC-20	Yes	Yes	No	Yes
MGWC-21	Yes	Yes	No	Yes
MGWC-22	Yes	Yes	No	Yes
MGWC-23	Yes	Yes	No	Yes
MGWA-24	Yes	Yes	No	Yes

Well Inspection

Site Name: Plant Mcintosh AP1 Date: 8/4/2025

Permit Number: 051-011D(CCR) Field Conditions: 83 °F

Well ID:	Protective Casing				
	Free from apparent damage and able to be secured	No degradation or deterioration	Functioning weep hole	Annular space clear of debris and water, or filled with pea gravel/sand	Locked and is the lock in good condition
MGWC-1	Yes	Yes	Yes	Yes	Yes
MGWC-2	Yes	Yes	Yes	Yes	Yes
MGWC-3	Yes	Yes	Yes	Yes	Yes
MGWC-4	Yes	Yes	Yes	Yes	Yes
MGWA-5	Yes	Yes	Yes	Yes	Yes
MGWA-6	Yes	Yes	Yes	Yes	Yes
MGWA-6A	Yes	Yes	Yes	Yes	Yes
MGWC-7	Yes	Yes	Yes	Yes	Yes
MGWC-8	Yes	Yes	Yes	Yes	Yes
MGWA-9	Yes	Yes	Yes	Yes	Yes
MGWA-10	Yes	Yes	Yes	Yes	Yes
MGWA-11	Yes	Yes	Yes	Yes	Yes
MGWC-12	Yes	Yes	Yes	Yes	Yes
PZ-13	Yes	Yes	Yes	Yes	Yes
PZ-14	Yes	Yes	Yes	Yes	Yes
PZ-15	Yes	Yes	Yes	Yes	Yes
PZ-16	Yes	Yes	Yes	Yes	Yes
PZ-17	Yes	Yes	Yes	Yes	Yes
PZ-18	Yes	Yes	Yes	Yes	Yes
MGWC-19	Yes	Yes	Yes	Yes	Yes
MGWC-20	Yes	Yes	Yes	Yes	Yes
MGWC-21	Yes	Yes	Yes	Yes	Yes
MGWC-22	Yes	Yes	Yes	Yes	Yes
MGWC-23	Yes	Yes	Yes	Yes	Yes
MGWA-24	Yes	Yes	Yes	Yes	Yes

Well Inspection

Site Name: Plant Mcintosh AP1 Date: 8/4/2025

Permit Number: 051-011D(CCR) Field Conditions: 83 °F

Well ID:	Surface Pad			Internal Casing		
	Good condition (not cracked/ broken)	Sloped away from the protective casing	In complete contact with the ground surface and stable	Cap prevents entry of foreign material into the well	Free of kinks/bends, or any obstructions from foreign objects (such as bailers)	Properly vented for equilibration of air pressure
MGWC-1	Yes	Yes	Yes	Yes	Yes	Yes
MGWC-2	Yes	Yes	Yes	Yes	Yes	Yes
MGWC-3	Yes	Yes	Yes	Yes	Yes	Yes
MGWC-4	Yes	Yes	Yes	Yes	Yes	Yes
MGWA-5	Yes	Yes	Yes	Yes	Yes	Yes
MGWA-6	Yes	Yes	Yes	Yes	Yes	Yes
MGWA-6A	Yes	Yes	Yes	Yes	Yes	Yes
MGWC-7	Yes	Yes	Yes	Yes	Yes	Yes
MGWC-8	Yes	Yes	Yes	Yes	Yes	Yes
MGWA-9	Yes	Yes	Yes	Yes	Yes	Yes
MGWA-10	Yes	Yes	Yes	Yes	Yes	Yes
MGWA-11	Yes	Yes	Yes	Yes	Yes	Yes
MGWC-12	Yes	Yes	Yes	Yes	Yes	Yes
PZ-13	Yes	Yes	Yes	Yes	Yes	Yes
PZ-14	Yes	Yes	Yes	Yes	Yes	Yes
PZ-15	Yes	Yes	Yes	Yes	Yes	Yes
PZ-16	Yes	Yes	Yes	Yes	Yes	Yes
PZ-17	Yes	Yes	Yes	Yes	Yes	Yes
PZ-18	Yes	Yes	Yes	Yes	Yes	Yes
MGWC-19	Yes	Yes	Yes	Yes	Yes	Yes
MGWC-20	Yes	Yes	Yes	Yes	Yes	Yes
MGWC-21	Yes	Yes	Yes	Yes	Yes	Yes
MGWC-22	Yes	Yes	Yes	Yes	Yes	Yes
MGWC-23	Yes	Yes	Yes	Yes	Yes	Yes
MGWA-24	Yes	Yes	Yes	Yes	Yes	Yes

Well Inspection

Site Name: Plant Mcintosh AP1 Date: 8/4/2025

Permit Number: 051-011D(CCR) Field Conditions: 83 °F

Well ID:	Corrective actions as needed, by date:
MGWC-1	
MGWC-2	
MGWC-3	
MGWC-4	
MGWA-5	
MGWA-6	
MGWA-6A	
MGWC-7	
MGWC-8	
MGWA-9	
MGWA-10	
MGWA-11	
MGWC-12	
PZ-13	
PZ-14	
PZ-15	
PZ-16	
PZ-17	
PZ-18	
MGWC-19	
MGWC-20	
MGWC-21	
MGWC-22	
MGWC-23	
MGWA-24	

APPENDIX B

Statistical Analysis Reports

APPENDIX B

Statistical Analysis Reports
February 2025 Monitoring Event

GROUNDWATER STATS CONSULTING

August 29, 2025

Southern Company Services
Attn: Mr. Kevin Stephenson
241 Ralph McGill Blvd NE, Bin 10160
Atlanta, Georgia 30308

Re: Plant McIntosh Ash Pond 1 (AP-1)
Statistical Analysis February 2025

Dear Mr. Stephenson,

Groundwater Stats Consulting, formerly the statistical consulting division of Sanitas Technologies, is pleased to provide the February 2025 Semi-Annual Groundwater Detection and Assessment Monitoring statistical analysis for Georgia Power Company's Plant McIntosh AP-1. The analysis complies with the federal rule for the Disposal of Coal Combustion Residuals from Electric Utilities (CCR Rule, 2015), the Georgia Environmental Protection Division (EPD) Rules for Solid Waste Management Chapter 391-3-4-.10, and follows the United States Environmental Protection Agency (USEPA) Unified Guidance (2009).

Sampling for the Appendix III and IV parameters began in 2016, and at least 8 background samples were collected at each of the groundwater monitoring wells. Sampling is conducted on a semi-annual basis for all constituents. A list of all parameters is provided below.

The monitoring well network, as provided by Southern Company Services, consists of the following:

- **Upgradient well:** MGWA-5, MGWA-6, MGWA-6A, MGWA-10, and MGWA-11
- **Downgradient wells:** MGWC-1, MGWC-2, MGWC-3, MGWC-7, MGWC-8, and MGWC-12
- **Assessment wells:** MGWC-19 and MGWC-20

Note that assessment wells MGWC-19 and MGWC-20 were previously designated as piezometers. All Appendix III constituents and cobalt, fluoride, and lithium among Appendix IV constituents have been sampled. Data from assessment wells are plotted on time series and box plots, and Appendix IV parameters are evaluated with confidence intervals for assessment wells when a minimum of 4 samples have been collected. Currently, cobalt and lithium at well MGWC-20 have sufficient samples for confidence intervals.

Data were sent electronically to Groundwater Stats Consulting, and the statistical analysis was reviewed by Kristina Rayner, Founder and Senior Statistician for Groundwater Stats Consulting. In 2024, Georgia Power Company completed a data audit and migration of all CCR related groundwater data to the EarthSoft EQuIS Database Management Program (EQuIS). Data were then exported from EQuIS to Groundwater Stats Consulting (GSC) for use in completing this statistical analysis. Georgia Power Company contracted an independent third-party consultant, Environmental Resources Management (ERM), to support the data audit and migration to EQuIS. Based on the results of the audit and statistical analysis results from GSC, EQuIS will now be used by Georgia Power Company and its third-party geologists and engineers for management of data imported by independent third-party laboratories and data exported by Georgia Power Company and its Consultants. The data will be used in preparation of report submittals, modeling, strategic planning, and other purposes appropriate and consistent with EQuIS's data management and reporting tools and capabilities.

The Coal Combustion Residuals (CCR) program consists of the following constituents:

- **Appendix III** (Detection Monitoring) **-** boron, calcium, chloride, fluoride, pH, sulfate, and TDS
- **Appendix IV** (Assessment Monitoring) **–** antimony, arsenic, barium, beryllium, cadmium, chromium, cobalt, combined radium 226 + 228 fluoride, lead, lithium, mercury, molybdenum, selenium, and thallium

Note that when there are no detections present in downgradient wells for a given constituent, statistical analyses are not required. A summary of Appendix IV downgradient well/constituent pairs containing 100% non-detects follows this letter.

Time series plots for Appendix III and IV parameters at all wells are provided for the purpose of screening data at these wells (Figure A). Additionally, a separate section of box plots is included for all constituents at upgradient and downgradient wells (Figure B). The time series plots are used to initially screen for suspected outliers and trends, while the box plots provide visual representation of variation within individual wells and between

all wells. Values in background which have been flagged as outliers may be seen in a lighter font and as a disconnected symbol on the graphs. A summary of flagged outliers follows this report (Figure C).

In earlier analyses, data at all wells were evaluated for the following: 1) outliers; 2) trends; 3) most appropriate statistical method for Appendix III parameters based on site characteristics of groundwater data upgradient of the facility; and 4) eligibility of downgradient wells when intrawell statistical methods are recommended. Power curves were provided with the previous screening and demonstrated that the selected statistical methods for Appendix III parameters comply with the USEPA Unified Guidance. The EPA suggests the selected statistical method should provide at least 55% power at 3 standard deviations or at least 80% power at 4 standard deviations.

The original background screening was conducted in 2017 by MacStat Consulting. Values identified as outliers were flagged in the database and excluded prior to construction of statistical limits. Both intrawell and interwell prediction limits, combined with a 1-of-2 resample plan, were originally recommended. The Analysis of Variance (ANOVA) was used to statistically evaluate differences in average concentrations among upgradient wells, which assists in identifying the most appropriate statistical approach.

Interwell tests, which compare downgradient well data to statistical limits constructed from pooled upgradient well data, are appropriate when average concentrations are similar across upgradient wells. Intrawell tests, which compare compliance data from a single well to screened historical data within the same well, are appropriate when upgradient wells exhibit spatial variation; when statistical limits constructed from upgradient wells would not be conservative from a regulatory perspective; and when downgradient water quality is unimpacted compared to upgradient water quality for the same parameter. While data were further tested for intrawell eligibility during the screening, interwell methods will be used for all Appendix III constituents in accordance with Georgia EPD requirements.

Summary of Statistical Methods – Appendix III Parameters

Based on the earlier evaluation described above, the following method was selected:

- Interwell prediction limits, combined with a 1-of-2 resample plan for boron, calcium, chloride, fluoride, pH, sulfate, and TDS

Parametric prediction limits are utilized when the screened historical data follow a normal or transformed-normal distribution. When data cannot be normalized or the majority of

data are non-detects, a nonparametric test is utilized. While the false positive rate associated with the parametric limits is based on an annual 10% (5% per semi-annual event) as recommended by the EPA Unified Guidance (2009), the false positive rate associated with the nonparametric limits is dependent upon the available background sample size, number of future comparisons, and verification resample plan. The distribution of data is tested using the Shapiro-Wilk/Shapiro-Francia test for normality. After testing for normality and performing any adjustments as discussed below (US EPA, 2009), data are analyzed using either parametric or non-parametric prediction limits.

- No statistical analyses are required on wells and analytes containing 100% non-detects (USEPA Unified Guidance, 2009, Chapter 6).
- When data contain <15% non-detects, simple substitution of one-half the reporting limit is utilized in the statistical analysis. The reporting limit utilized for non-detects is the most recent practical quantification limit (PQL) as reported by the laboratory.
- When data contain between 15-50% non-detects, the Kaplan-Meier non-detect adjustment is applied to the background data for parametric limits. This technique adjusts the mean and standard deviation of the historical concentrations to account for concentrations below the reporting limit.
- Nonparametric prediction limits are used on data containing greater than 50% non-detects.

Natural systems continuously evolve due to physical changes made to the environment. Examples include capping a landfill, paving areas near a well, or lining a drainage channel to prevent erosion. Periodic updating of background statistical limits is necessary to accommodate these types of changes. In the interwell case, prediction limits are updated with upgradient well data during each event after careful screening for any new outliers. In some cases, deselecting the earlier portion of data may be necessary prior to construction of limits so that resulting statistical limits are conservative (lower) from a regulatory perspective and capable of rapidly detecting changes in groundwater quality. Even though the data are excluded from the calculation, the values will continue to be reported and shown in tables and graphs.

Statistical Analysis of Appendix III Parameters – February 2025

All Appendix III parameters were analyzed using interwell prediction limits. Background (upgradient) well data were reassessed for potential outliers during this analysis. When values in background have been flagged as outliers, the measurements may be seen in a lighter font and as a disconnected symbol on the time series graphs. Previously flagged measurements were confirmed and no additional values were flagged as outliers during this analysis. A summary of flagged values follows this report (Figure C).

Interwell Prediction Limits

Interwell prediction limits, combined with a 1-of-2 resample plan, were constructed using all historical upgradient well data through February 2025 (Figure D). Interwell prediction limits pool upgradient well data to establish a background limit for an individual constituent. The February 2025 sample from each downgradient well is compared to the background limit to determine whether initial exceedances are present.

In the event of an initial exceedance of compliance well data, the 1-of-2 resample plan allows for collection of one additional sample to determine whether the initial exceedance is confirmed. When a resample confirms the initial exceedance, a statistically significant increase is identified and further research would be required to identify the cause of the exceedance (i.e., impact from the site, natural variation, or an off-site source). If the resample falls within the statistical limit, the initial exceedance is considered to be a false positive result and, therefore, no exceedance is noted and no further action is necessary. If no resample is collected, the original result is considered a confirmed exceedance. A summary table of the interwell prediction limits follows this letter and includes a list of exceedances. Exceedances were identified for the following well/constituent pairs:

- Boron: MGWC-1, MGWC-2, MGWC-3, MGWC-7, and MGWC-8
- Calcium: MGWC-1 and MGWC-8
- Chloride: MGWC-1, MGWC-2, MGWC-3, and MGWC-8
- Sulfate: MGWC-1, MGWC-2, MGWC-3, MGWC-7, and MGWC-8
- TDS: MGWC-1, MGWC-2, and MGWC-8

Trend Test Evaluation – Appendix III

When prediction limit exceedances are identified in downgradient wells, data are further evaluated using the Sen's Slope/Mann Kendall trend test to determine whether concentrations are statistically increasing, decreasing, or stable at the 99% confidence level (Figure E). Upgradient wells are included in the trend analyses for all parameters found to exceed their prediction limit in downgradient wells to identify whether similar patterns exist upgradient of the site, which is an indication of variability in groundwater unrelated to practices at the site. A summary of the trend test results follows this letter. Statistically significant trends were noted for the following well/constituent pairs:

Increasing

- Boron: MGWC-1, MGWC-7, and MGWC-8
- Calcium: MGWA-6A (upgradient), MGWC-1, and MGWC-8
- Chloride: MGWC-8

- Sulfate: MGWC-7 and MGWC-8
- TDS: MGWC-8

Decreasing
- Boron: MGWA-6 (upgradient), MGWC-2, and MGWC-3
- Calcium: MGWA-10 (upgradient)
- Chloride: MGWA-5 (upgradient), MGWA-6 (upgradient), MGWA-6A (upgradient), and MGWC-2
- Sulfate: MGWA-5 (upgradient), MGWA-6 (upgradient), MGWA-10 (upgradient), and MGWC-2
- TDS: MGWC-2

Statistical Methods – Appendix IV Parameters

Appendix IV parameters are evaluated by statistically comparing the mean or median of each downgradient well/constituent pair against corresponding Groundwater Protection Standards (GWPS). The GWPS may be either regulatory (MCL or CCR rule-specified limits) or site-specific limits that are based on upgradient background groundwater quality. Site-specific background limits are determined using tolerance limits, and the comparison of downgradient means or medians to GWPS is performed using confidence intervals. Confidence intervals are provided for Appendix IV well/constituent pairs with detections and with current reported data. The methods are described below.

Statistical Analysis of Appendix IV Parameters – February 2025

For Appendix IV parameters, confidence intervals for each downgradient well/constituent pair were compared against corresponding Groundwater Protection Standards (GWPS). GWPS were developed as described below. Well/constituent pairs that contain 100% non-detects do not require analysis. Data from upgradient wells for Appendix IV parameters are reassessed for outliers during each analysis.

During previous analyses, high concentrations from May 2016 through April 2017 for arsenic at upgradient well MGWA-6 were deselected prior to calculating an interwell upper tolerance limit. These historical measurements were considerably higher than more recent measurements (as may be seen on the time series graph) as well as at neighboring upgradient wells. Deselecting these measurements results in a more conservative (i.e., lower) statistical limit from a regulatory perspective. All background data will be re-evaluated for upgradient wells during the next analysis. A summary of these background data ranges follows this letter. No additional values were flagged as outliers during this analysis and a summary of previously flagged outliers follows this report (Figure C).

Interwell Upper Tolerance Limits

Interwell upper tolerance limits were used to calculate the site-specific background limits from pooled upgradient well data through the current sample event for Appendix IV constituents (Figure F). Parametric tolerance limits are calculated, with a target of 95% confidence and 95% coverage, when data follow a normal or transformed-normal distribution, such as for combined radium 226 + 228. When data contained greater than 50% non-detects or did not follow a normal or transformed-normal distribution, non-parametric tolerance limits were constructed using the highest background measurement. The confidence and coverage levels for nonparametric tolerance limits are dependent upon the number of background samples.

Groundwater Protection Standards

The background limits were then used when determining the groundwater protection standard (GWPS) under 40 CFR §257.95(h) and Georgia EPD Rule 391-3-4-.10(6)(a). On July 30, 2018, US EPA revised the Federal CCR rule updating GWPS for cobalt, lead, lithium, and molybdenum as described above in 40 CFR §257.95(h)(2). Effective on February 22, 2022, Georgia EPD incorporated the updated GWPS into the current Georgia EPD Rules for Solid Waste Management 391-3-4-.10(6)(a). In accordance with the updated Rules, the GWPS is:

- The maximum contaminant level (MCL) established under §141.62 and §141.66 of this title
- Where an MCL has not been established for a constituent, Federal and State CCR Rules specify levels for cobalt (0.006 mg/L), lead (0.015 mg/L), lithium (0.040 mg/L), and molybdenum (0.100 mg/L)
- The respective background level for a constituent when the background level is higher than the MCL or Federal CCR Rule identified GWPS

Following Georgia EPD Rule requirements and the Federal CCR requirements, GWPS were established for statistical comparison of Appendix IV constituents for this sample event (Figure G).

Confidence Intervals

To complete the statistical comparison of downgradient well data to GWPS, confidence intervals were constructed for the Appendix IV constituents in each downgradient well with at least 8 samples and in each assessment well with at least 4 samples using all available data through February 2025.

The Sanitas software was used to calculate the confidence intervals, either parametric or nonparametric, depending on the data distribution and percentage of non-detects. When data followed a normal or transformed-normal distribution, parametric confidence intervals were used for Appendix IV parameters. Nonparametric confidence intervals, which use the largest and smallest order statistics depending on the sample size as interval limits, were constructed when data did not follow a normal or transformed-normal distribution or when there were greater than 50% non-detects. The lower confidence limit, which is constructed with 99% confidence for parametric confidence intervals, is compared to the GWPS prepared as described above. The confidence level associated with nonparametric confidence intervals is dependent upon the number of samples available.

Only when the entire confidence interval is above a GWPS is the downgradient well/constituent pair considered to exceed its respective standard. If there is an exceedance of the GWPS, a statistically significant level (SSL) exceedance is identified. Note that due to a statistically significant decreasing trend for cobalt at downgradient well MGWC-7 with the majority of more recent data reported below the GWPS, only the most recent 8 observations were used to construct a confidence interval on stable, non-trending data (USEPA Unified Guidance, 2009, Chapter 7). Trend tests using both the full and truncated records follow this report (Figure H). Summaries of the confidence intervals follow this letter (Figure I) and exceedances were identified for the following well/constituent pairs:

- Lithium: MGWC-7

Trend Test Evaluation – Appendix IV

Data at wells with confidence interval exceedances are further evaluated using the Sen's Slope/Mann Kendall trend test at the 95% confidence level to determine whether concentrations are statistically increasing, decreasing, or stable (Figure J). Although the trend tests for Assessment monitoring pairs were previously evaluated using 99% confidence, the 95% confidence level more rapidly identifies statistically significant trends. Additionally, the 95% confidence level is recommended in cases with limited sample sizes and, particularly, for new assessment wells. Upgradient wells are included in the trend analyses to identify whether similar patterns exist upgradient of the site for the same constituents. When trends are present in upgradient wells, it is an indication of variability in groundwater quality unrelated to practices at the site. A summary of the Appendix IV trend test results follows this letter and a statistically significant trend was identified for the following well/constituent pair:

Increasing

- Lithium: MGWA-11 (upgradient)

Decreasing

- Lithium: MGWA-6A (upgradient)

Thank you for the opportunity to assist you in the statistical analysis of groundwater quality for Plant McIntosh AP-1. If you have any questions or comments, please feel free to contact us.

For Groundwater Stats Consulting,



Andrew Collins
Project Manager



Kristina Rayner
Senior Statistician

Table of Contents

Summary Tables	
Figure A. Time Series	27
Figure B. Box Plots	94
Figure C. Outlier Summary	106
Figure D. Appendix III Prediction Limits	108
Figure E. Appendix III Trend Tests	137
Figure F. Upper Tolerance Limits	151
Figure G. Cobalt MGWC-7 Trend Test	161
Figure H. Groundwater Protection Standards	166
Figure I. Confidence Intervals	168
Figure J. Appendix IV Trend Tests	194

Summary Tables

Sanitas™ v.10.0.24 Software licensed to Groundwater Stats Consulting. UG

100% Non-Detects: Appendix IV Downgradient

Analysis Run 3/26/2025 3:20 PM View: Confidence Intervals
Plant McIntosh Client: Southern Company Data: McIntosh AP-1

Antimony (mg/L)
MGWC-2, MGWC-8, MGWC-19, MGWC-20

Beryllium (mg/L)
MGWC-2, MGWC-7, MGWC-12, MGWC-19, MGWC-20

Cadmium (mg/L)
MGWC-3, MGWC-12, MGWC-19

Chromium (mg/L)
MGWC-19, MGWC-20

Cobalt (mg/L)
MGWC-19

Fluoride (mg/L)
MGWC-19, MGWC-20

Lead (mg/L)
MGWC-19, MGWC-20

Mercury (mg/L)
MGWC-1, MGWC-19, MGWC-20

Molybdenum (mg/L)
MGWC-2, MGWC-3, MGWC-20

Selenium (mg/L)
MGWC-19, MGWC-20

Thallium (mg/L)
MGWC-19, MGWC-20

Sanitas™ v.10.0.24 Software licensed to Groundwater Stats Consulting. UG

Date Ranges

Date: 3/26/2025 12:49 PM

Plant McIntosh Client: Southern Company Data: McIntosh AP-1

Arsenic (mg/L)
MGWA-6 overall:3/29/2018-2/4/2025
Cobalt (mg/L)
MGWC-7 overall:3/24/2021-2/4/2025

Appendix III Interwell Prediction Limits - Significant Results

Plant McIntosh Client: Southern Company Data: McIntosh AP-1 Printed 6/4/2025, 4:37 AM

Constituent	Well	Upper Lim.	Lower Lim.	Date	Observ.	Sig.	Bg N	Bg Mean	Std. Dev.	%NDs	ND Adj.	Transform	Alpha	Method
Boron (mg/L)	MGWC-1	0.18	n/a	2/4/2025	1.6	Yes	110	n/a	n/a	51.82	n/a	n/a	0.0001641	NP Inter (NDs) 1 of 2
Boron (mg/L)	MGWC-2	0.18	n/a	2/5/2025	1.7	Yes	110	n/a	n/a	51.82	n/a	n/a	0.0001641	NP Inter (NDs) 1 of 2
Boron (mg/L)	MGWC-3	0.18	n/a	2/4/2025	0.45	Yes	110	n/a	n/a	51.82	n/a	n/a	0.0001641	NP Inter (NDs) 1 of 2
Boron (mg/L)	MGWC-7	0.18	n/a	2/4/2025	2.4	Yes	110	n/a	n/a	51.82	n/a	n/a	0.0001641	NP Inter (NDs) 1 of 2
Boron (mg/L)	MGWC-8	0.18	n/a	2/4/2025	5.9	Yes	110	n/a	n/a	51.82	n/a	n/a	0.0001641	NP Inter (NDs) 1 of 2
Calcium (mg/L)	MGWC-1	110	n/a	2/4/2025	120	Yes	111	n/a	n/a	0	n/a	n/a	0.0001612	NP Inter (normality) 1 of 2
Calcium (mg/L)	MGWC-8	110	n/a	2/4/2025	130	Yes	111	n/a	n/a	0	n/a	n/a	0.0001612	NP Inter (normality) 1 of 2
Chloride (mg/L)	MGWC-1	10	n/a	2/4/2025	20	Yes	111	n/a	n/a	0	n/a	n/a	0.0001612	NP Inter (normality) 1 of 2
Chloride (mg/L)	MGWC-2	10	n/a	2/5/2025	12	Yes	111	n/a	n/a	0	n/a	n/a	0.0001612	NP Inter (normality) 1 of 2
Chloride (mg/L)	MGWC-3	10	n/a	2/4/2025	19	Yes	111	n/a	n/a	0	n/a	n/a	0.0001612	NP Inter (normality) 1 of 2
Chloride (mg/L)	MGWC-8	10	n/a	2/4/2025	11	Yes	111	n/a	n/a	0	n/a	n/a	0.0001612	NP Inter (normality) 1 of 2
Sulfate (mg/L)	MGWC-1	15.5	n/a	2/4/2025	140	Yes	111	0.8751	1.015	12.61	None	ln(x)	0.001254	Param Inter 1 of 2
Sulfate (mg/L)	MGWC-2	15.5	n/a	2/5/2025	150	Yes	111	0.8751	1.015	12.61	None	ln(x)	0.001254	Param Inter 1 of 2
Sulfate (mg/L)	MGWC-3	15.5	n/a	2/4/2025	73	Yes	111	0.8751	1.015	12.61	None	ln(x)	0.001254	Param Inter 1 of 2
Sulfate (mg/L)	MGWC-7	15.5	n/a	2/4/2025	230	Yes	111	0.8751	1.015	12.61	None	ln(x)	0.001254	Param Inter 1 of 2
Sulfate (mg/L)	MGWC-8	15.5	n/a	2/4/2025	380	Yes	111	0.8751	1.015	12.61	None	ln(x)	0.001254	Param Inter 1 of 2
TDS (mg/L)	MGWC-1	360	n/a	2/4/2025	400	Yes	110	n/a	n/a	0	n/a	n/a	0.0001641	NP Inter (normality) 1 of 2
TDS (mg/L)	MGWC-2	360	n/a	2/5/2025	420	Yes	110	n/a	n/a	0	n/a	n/a	0.0001641	NP Inter (normality) 1 of 2
TDS (mg/L)	MGWC-8	360	n/a	2/4/2025	590	Yes	110	n/a	n/a	0	n/a	n/a	0.0001641	NP Inter (normality) 1 of 2

Appendix III Interwell Prediction Limits - All Results

Plant McIntosh Client: Southern Company Data: McIntosh AP-1 Printed 6/4/2025, 4:37 AM

Constituent	Well	Upper Lim.	Lower Lim.	Date	Observ.	Sig.	Bg N	Bg Mean	Std. Dev.	%NDs	ND Adj.	Transform	Alpha	Method
Boron (mg/L)	**MGWC-1**	**0.18**	**n/a**	**2/4/2025**	**1.6**	**Yes**	**110**	**n/a**	**n/a**	**51.82**	**n/a**	**n/a**	**0.0001641**	**NP Inter (NDs) 1 of 2**
Boron (mg/L)	**MGWC-2**	**0.18**	**n/a**	**2/5/2025**	**1.7**	**Yes**	**110**	**n/a**	**n/a**	**51.82**	**n/a**	**n/a**	**0.0001641**	**NP Inter (NDs) 1 of 2**
Boron (mg/L)	**MGWC-3**	**0.18**	**n/a**	**2/4/2025**	**0.45**	**Yes**	**110**	**n/a**	**n/a**	**51.82**	**n/a**	**n/a**	**0.0001641**	**NP Inter (NDs) 1 of 2**
Boron (mg/L)	**MGWC-7**	**0.18**	**n/a**	**2/4/2025**	**2.4**	**Yes**	**110**	**n/a**	**n/a**	**51.82**	**n/a**	**n/a**	**0.0001641**	**NP Inter (NDs) 1 of 2**
Boron (mg/L)	**MGWC-8**	**0.18**	**n/a**	**2/4/2025**	**5.9**	**Yes**	**110**	**n/a**	**n/a**	**51.82**	**n/a**	**n/a**	**0.0001641**	**NP Inter (NDs) 1 of 2**
Boron (mg/L)	MGWC-12	0.18	n/a	2/4/2025	0.03J	No	110	n/a	n/a	51.82	n/a	n/a	0.0001641	NP Inter (NDs) 1 of 2
Calcium (mg/L)	**MGWC-1**	**110**	**n/a**	**2/4/2025**	**120**	**Yes**	**111**	**n/a**	**n/a**	**0**	**n/a**	**n/a**	**0.0001612**	**NP Inter (normality) 1 of 2**
Calcium (mg/L)	MGWC-2	110	n/a	2/5/2025	100	No	111	n/a	n/a	0	n/a	n/a	0.0001612	NP Inter (normality) 1 of 2
Calcium (mg/L)	MGWC-3	110	n/a	2/4/2025	110	No	111	n/a	n/a	0	n/a	n/a	0.0001612	NP Inter (normality) 1 of 2
Calcium (mg/L)	MGWC-7	110	n/a	2/4/2025	61	No	111	n/a	n/a	0	n/a	n/a	0.0001612	NP Inter (normality) 1 of 2
Calcium (mg/L)	**MGWC-8**	**110**	**n/a**	**2/4/2025**	**130**	**Yes**	**111**	**n/a**	**n/a**	**0**	**n/a**	**n/a**	**0.0001612**	**NP Inter (normality) 1 of 2**
Calcium (mg/L)	MGWC-12	110	n/a	2/4/2025	36	No	111	n/a	n/a	0	n/a	n/a	0.0001612	NP Inter (normality) 1 of 2
Chloride (mg/L)	**MGWC-1**	**10**	**n/a**	**2/4/2025**	**20**	**Yes**	**111**	**n/a**	**n/a**	**0**	**n/a**	**n/a**	**0.0001612**	**NP Inter (normality) 1 of 2**
Chloride (mg/L)	**MGWC-2**	**10**	**n/a**	**2/5/2025**	**12**	**Yes**	**111**	**n/a**	**n/a**	**0**	**n/a**	**n/a**	**0.0001612**	**NP Inter (normality) 1 of 2**
Chloride (mg/L)	**MGWC-3**	**10**	**n/a**	**2/4/2025**	**19**	**Yes**	**111**	**n/a**	**n/a**	**0**	**n/a**	**n/a**	**0.0001612**	**NP Inter (normality) 1 of 2**
Chloride (mg/L)	MGWC-7	10	n/a	2/4/2025	10	No	111	n/a	n/a	0	n/a	n/a	0.0001612	NP Inter (normality) 1 of 2
Chloride (mg/L)	**MGWC-8**	**10**	**n/a**	**2/4/2025**	**11**	**Yes**	**111**	**n/a**	**n/a**	**0**	**n/a**	**n/a**	**0.0001612**	**NP Inter (normality) 1 of 2**
Chloride (mg/L)	MGWC-12	10	n/a	2/4/2025	5.7	No	111	n/a	n/a	0	n/a	n/a	0.0001612	NP Inter (normality) 1 of 2
Fluoride (mg/L)	MGWC-1	0.19	n/a	2/4/2025	0.1ND	No	119	n/a	n/a	34.45	n/a	n/a	0.0001379	NP Inter (normality) 1 of 2
Fluoride (mg/L)	MGWC-2	0.19	n/a	2/5/2025	0.1ND	No	119	n/a	n/a	34.45	n/a	n/a	0.0001379	NP Inter (normality) 1 of 2
Fluoride (mg/L)	MGWC-3	0.19	n/a	2/4/2025	0.1ND	No	119	n/a	n/a	34.45	n/a	n/a	0.0001379	NP Inter (normality) 1 of 2
Fluoride (mg/L)	MGWC-7	0.19	n/a	2/4/2025	0.1ND	No	119	n/a	n/a	34.45	n/a	n/a	0.0001379	NP Inter (normality) 1 of 2
Fluoride (mg/L)	MGWC-8	0.19	n/a	2/4/2025	0.1ND	No	119	n/a	n/a	34.45	n/a	n/a	0.0001379	NP Inter (normality) 1 of 2
Fluoride (mg/L)	MGWC-12	0.19	n/a	2/4/2025	0.043J	No	119	n/a	n/a	34.45	n/a	n/a	0.0001379	NP Inter (normality) 1 of 2
pH, Field (SU)	MGWC-1	8.12	4.87	2/4/2025	7.2	No	137	n/a	n/a	0	n/a	n/a	0.0002099	NP Inter (normality) 1 of 2
pH, Field (SU)	MGWC-2	8.12	4.87	2/5/2025	7.66	No	137	n/a	n/a	0	n/a	n/a	0.0002099	NP Inter (normality) 1 of 2
pH, Field (SU)	MGWC-3	8.12	4.87	2/4/2025	6.9	No	137	n/a	n/a	0	n/a	n/a	0.0002099	NP Inter (normality) 1 of 2
pH, Field (SU)	MGWC-7	8.12	4.87	2/4/2025	6.71	No	137	n/a	n/a	0	n/a	n/a	0.0002099	NP Inter (normality) 1 of 2
pH, Field (SU)	MGWC-8	8.12	4.87	2/4/2025	7.67	No	137	n/a	n/a	0	n/a	n/a	0.0002099	NP Inter (normality) 1 of 2
pH, Field (SU)	MGWC-12	8.12	4.87	2/4/2025	6.75	No	137	n/a	n/a	0	n/a	n/a	0.0002099	NP Inter (normality) 1 of 2
Sulfate (mg/L)	**MGWC-1**	**15.5**	**n/a**	**2/4/2025**	**140**	**Yes**	**111**	**0.8751**	**1.015**	**12.61**	**None**	**ln(x)**	**0.001254**	**Param Inter 1 of 2**
Sulfate (mg/L)	**MGWC-2**	**15.5**	**n/a**	**2/5/2025**	**150**	**Yes**	**111**	**0.8751**	**1.015**	**12.61**	**None**	**ln(x)**	**0.001254**	**Param Inter 1 of 2**
Sulfate (mg/L)	**MGWC-3**	**15.5**	**n/a**	**2/4/2025**	**73**	**Yes**	**111**	**0.8751**	**1.015**	**12.61**	**None**	**ln(x)**	**0.001254**	**Param Inter 1 of 2**
Sulfate (mg/L)	**MGWC-7**	**15.5**	**n/a**	**2/4/2025**	**230**	**Yes**	**111**	**0.8751**	**1.015**	**12.61**	**None**	**ln(x)**	**0.001254**	**Param Inter 1 of 2**
Sulfate (mg/L)	**MGWC-8**	**15.5**	**n/a**	**2/4/2025**	**380**	**Yes**	**111**	**0.8751**	**1.015**	**12.61**	**None**	**ln(x)**	**0.001254**	**Param Inter 1 of 2**
Sulfate (mg/L)	MGWC-12	15.5	n/a	2/4/2025	11	No	111	0.8751	1.015	12.61	None	ln(x)	0.001254	Param Inter 1 of 2
TDS (mg/L)	**MGWC-1**	**360**	**n/a**	**2/4/2025**	**400**	**Yes**	**110**	**n/a**	**n/a**	**0**	**n/a**	**n/a**	**0.0001641**	**NP Inter (normality) 1 of 2**
TDS (mg/L)	**MGWC-2**	**360**	**n/a**	**2/5/2025**	**420**	**Yes**	**110**	**n/a**	**n/a**	**0**	**n/a**	**n/a**	**0.0001641**	**NP Inter (normality) 1 of 2**
TDS (mg/L)	MGWC-3	360	n/a	2/4/2025	330	No	110	n/a	n/a	0	n/a	n/a	0.0001641	NP Inter (normality) 1 of 2
TDS (mg/L)	MGWC-7	360	n/a	2/4/2025	330	No	110	n/a	n/a	0	n/a	n/a	0.0001641	NP Inter (normality) 1 of 2
TDS (mg/L)	**MGWC-8**	**360**	**n/a**	**2/4/2025**	**590**	**Yes**	**110**	**n/a**	**n/a**	**0**	**n/a**	**n/a**	**0.0001641**	**NP Inter (normality) 1 of 2**
TDS (mg/L)	MGWC-12	360	n/a	2/4/2025	200	No	110	n/a	n/a	0	n/a	n/a	0.0001641	NP Inter (normality) 1 of 2

Appendix III Trend Tests - Significant Results

Plant McIntosh Client: Southern Company Data: McIntosh AP-1 Printed 6/4/2025, 4:41 AM

Constituent	Well	Slope	Calc.	Critical	Sig.	N	%NDs	Normality	Alpha	Method
Boron (mg/L)	MGWA-6 (bg)	-0.0165	-205	-105	Yes	24	16.67	n/a	0.01	NP
Boron (mg/L)	MGWC-1	0.08898	114	105	Yes	24	0	n/a	0.01	NP
Boron (mg/L)	MGWC-2	-0.2194	-217	-105	Yes	24	0	n/a	0.01	NP
Boron (mg/L)	MGWC-3	-0.09977	-111	-105	Yes	24	0	n/a	0.01	NP
Boron (mg/L)	MGWC-7	0.1315	218	105	Yes	24	0	n/a	0.01	NP
Boron (mg/L)	MGWC-8	0.5069	155	105	Yes	24	0	n/a	0.01	NP
Calcium (mg/L)	MGWA-6A (bg)	3.356	53	48	Yes	14	0	n/a	0.01	NP
Calcium (mg/L)	MGWA-10 (bg)	-0.3403	-159	-105	Yes	24	0	n/a	0.01	NP
Calcium (mg/L)	MGWC-1	2.571	114	105	Yes	24	0	n/a	0.01	NP
Calcium (mg/L)	MGWC-8	11.86	225	105	Yes	24	0	n/a	0.01	NP
Chloride (mg/L)	MGWA-5 (bg)	-0.127	-135	-105	Yes	24	0	n/a	0.01	NP
Chloride (mg/L)	MGWA-6 (bg)	-0.9733	-226	-105	Yes	24	0	n/a	0.01	NP
Chloride (mg/L)	MGWA-6A (bg)	-0.2055	-53	-48	Yes	14	0	n/a	0.01	NP
Chloride (mg/L)	MGWC-2	-1.096	-222	-105	Yes	24	0	n/a	0.01	NP
Chloride (mg/L)	MGWC-8	0.3742	149	105	Yes	24	0	n/a	0.01	NP
Sulfate (mg/L)	MGWA-5 (bg)	-0.4863	-183	-105	Yes	24	0	n/a	0.01	NP
Sulfate (mg/L)	MGWA-6 (bg)	-2.13	-198	-105	Yes	24	0	n/a	0.01	NP
Sulfate (mg/L)	MGWA-10 (bg)	-0.1069	-147	-105	Yes	24	33.33	n/a	0.01	NP
Sulfate (mg/L)	MGWC-2	-18.82	-237	-105	Yes	24	0	n/a	0.01	NP
Sulfate (mg/L)	MGWC-7	5.385	162	111	Yes	25	0	n/a	0.01	NP
Sulfate (mg/L)	MGWC-8	24.78	115	105	Yes	24	0	n/a	0.01	NP
TDS (mg/L)	MGWC-2	-27.63	-209	-105	Yes	24	0	n/a	0.01	NP
TDS (mg/L)	MGWC-8	46.42	129	105	Yes	24	0	n/a	0.01	NP

Appendix III Trend Tests - All Results

Plant McIntosh Client: Southern Company Data: McIntosh AP-1 Printed 6/4/2025, 4:41 AM

Constituent	Well	Slope	Calc.	Critical	Sig.	N	%NDs	Normality	Alpha	Method
Boron (mg/L)	MGWA-5 (bg)	0	-6	-105	No	24	70.83	n/a	0.01	NP
Boron (mg/L)	**MGWA-6 (bg)**	**-0.0165**	**-205**	**-105**	**Yes**	**24**	**16.67**	**n/a**	**0.01**	**NP**
Boron (mg/L)	MGWA-6A (bg)	-0.0006959	-29	-48	No	14	50	n/a	0.01	NP
Boron (mg/L)	MGWA-10 (bg)	0	67	105	No	24	70.83	n/a	0.01	NP
Boron (mg/L)	MGWA-11 (bg)	0	-24	-105	No	24	50	n/a	0.01	NP
Boron (mg/L)	**MGWC-1**	**0.08898**	**114**	**105**	**Yes**	**24**	**0**	**n/a**	**0.01**	**NP**
Boron (mg/L)	**MGWC-2**	**-0.2194**	**-217**	**-105**	**Yes**	**24**	**0**	**n/a**	**0.01**	**NP**
Boron (mg/L)	**MGWC-3**	**-0.09977**	**-111**	**-105**	**Yes**	**24**	**0**	**n/a**	**0.01**	**NP**
Boron (mg/L)	**MGWC-7**	**0.1315**	**218**	**105**	**Yes**	**24**	**0**	**n/a**	**0.01**	**NP**
Boron (mg/L)	**MGWC-8**	**0.5069**	**155**	**105**	**Yes**	**24**	**0**	**n/a**	**0.01**	**NP**
Calcium (mg/L)	MGWA-5 (bg)	0	-34	-105	No	24	0	n/a	0.01	NP
Calcium (mg/L)	MGWA-6 (bg)	0	75	105	No	24	0	n/a	0.01	NP
Calcium (mg/L)	**MGWA-6A (bg)**	**3.356**	**53**	**48**	**Yes**	**14**	**0**	**n/a**	**0.01**	**NP**
Calcium (mg/L)	**MGWA-10 (bg)**	**-0.3403**	**-159**	**-105**	**Yes**	**24**	**0**	**n/a**	**0.01**	**NP**
Calcium (mg/L)	MGWA-11 (bg)	0.5342	67	111	No	25	0	n/a	0.01	NP
Calcium (mg/L)	**MGWC-1**	**2.571**	**114**	**105**	**Yes**	**24**	**0**	**n/a**	**0.01**	**NP**
Calcium (mg/L)	**MGWC-8**	**11.86**	**225**	**105**	**Yes**	**24**	**0**	**n/a**	**0.01**	**NP**
Chloride (mg/L)	**MGWA-5 (bg)**	**-0.127**	**-135**	**-105**	**Yes**	**24**	**0**	**n/a**	**0.01**	**NP**
Chloride (mg/L)	**MGWA-6 (bg)**	**-0.9733**	**-226**	**-105**	**Yes**	**24**	**0**	**n/a**	**0.01**	**NP**
Chloride (mg/L)	**MGWA-6A (bg)**	**-0.2055**	**-53**	**-48**	**Yes**	**14**	**0**	**n/a**	**0.01**	**NP**
Chloride (mg/L)	MGWA-10 (bg)	0.04199	59	105	No	24	0	n/a	0.01	NP
Chloride (mg/L)	MGWA-11 (bg)	-0.03284	-37	-111	No	25	0	n/a	0.01	NP
Chloride (mg/L)	MGWC-1	0	-70	-105	No	24	0	n/a	0.01	NP
Chloride (mg/L)	**MGWC-2**	**-1.096**	**-222**	**-105**	**Yes**	**24**	**0**	**n/a**	**0.01**	**NP**
Chloride (mg/L)	MGWC-3	0	1	105	No	24	0	n/a	0.01	NP
Chloride (mg/L)	**MGWC-8**	**0.3742**	**149**	**105**	**Yes**	**24**	**0**	**n/a**	**0.01**	**NP**
Sulfate (mg/L)	**MGWA-5 (bg)**	**-0.4863**	**-183**	**-105**	**Yes**	**24**	**0**	**n/a**	**0.01**	**NP**
Sulfate (mg/L)	**MGWA-6 (bg)**	**-2.13**	**-198**	**-105**	**Yes**	**24**	**0**	**n/a**	**0.01**	**NP**
Sulfate (mg/L)	MGWA-6A (bg)	0.3028	26	48	No	14	0	n/a	0.01	NP
Sulfate (mg/L)	**MGWA-10 (bg)**	**-0.1069**	**-147**	**-105**	**Yes**	**24**	**33.33**	**n/a**	**0.01**	**NP**
Sulfate (mg/L)	MGWA-11 (bg)	0.05133	59	111	No	25	24	n/a	0.01	NP
Sulfate (mg/L)	MGWC-1	1.363	63	105	No	24	0	n/a	0.01	NP
Sulfate (mg/L)	**MGWC-2**	**-18.82**	**-237**	**-105**	**Yes**	**24**	**0**	**n/a**	**0.01**	**NP**
Sulfate (mg/L)	MGWC-3	4.522	78	105	No	24	0	n/a	0.01	NP
Sulfate (mg/L)	**MGWC-7**	**5.385**	**162**	**111**	**Yes**	**25**	**0**	**n/a**	**0.01**	**NP**
Sulfate (mg/L)	**MGWC-8**	**24.78**	**115**	**105**	**Yes**	**24**	**0**	**n/a**	**0.01**	**NP**
TDS (mg/L)	MGWA-5 (bg)	0	8	105	No	24	0	n/a	0.01	NP
TDS (mg/L)	MGWA-6 (bg)	-1.975	-54	-105	No	24	0	n/a	0.01	NP
TDS (mg/L)	MGWA-6A (bg)	0	-3	-48	No	14	0	n/a	0.01	NP
TDS (mg/L)	MGWA-10 (bg)	-1.366	-41	-105	No	24	0	n/a	0.01	NP
TDS (mg/L)	MGWA-11 (bg)	4.672	77	105	No	24	0	n/a	0.01	NP
TDS (mg/L)	MGWC-1	7.05	67	105	No	24	0	n/a	0.01	NP
TDS (mg/L)	**MGWC-2**	**-27.63**	**-209**	**-105**	**Yes**	**24**	**0**	**n/a**	**0.01**	**NP**
TDS (mg/L)	**MGWC-8**	**46.42**	**129**	**105**	**Yes**	**24**	**0**	**n/a**	**0.01**	**NP**

Upper Tolerance Limits Summary Table

Plant McIntosh Client: Southern Company Data: McIntosh AP-1 Printed 3/26/2025, 3:10 PM

Constituent	Upper Lim.	Bg N	Bg Mean	Std. Dev.	%NDs	ND Adj.	Transform	Alpha	Method
Antimony (mg/L)	0.002	106	n/a	n/a	93.4	n/a	n/a	0.004352	NP Inter(NDs)
Arsenic (mg/L)	0.014	116	n/a	n/a	33.62	n/a	n/a	0.002606	NP Inter(normality)
Barium (mg/L)	0.15	124	n/a	n/a	0	n/a	n/a	0.001729	NP Inter(normality)
Beryllium (mg/L)	0.0025	114	n/a	n/a	95.61	n/a	n/a	0.002887	NP Inter(NDs)
Cadmium (mg/L)	0.0025	124	n/a	n/a	99.19	n/a	n/a	0.001729	NP Inter(NDs)
Chromium (mg/L)	0.0066	114	n/a	n/a	72.81	n/a	n/a	0.002887	NP Inter(NDs)
Cobalt (mg/L)	0.0025	127	n/a	n/a	72.44	n/a	n/a	0.001482	NP Inter(NDs)
Combined Radium 226 + 228 (pCi/L)	1.245	125	0.6146	0.3336	0	None	No	0.05	Inter
Fluoride (mg/L)	0.19	119	n/a	n/a	34.45	n/a	n/a	0.002234	NP Inter(normality)
Lead (mg/L)	0.001	106	n/a	n/a	93.4	n/a	n/a	0.004352	NP Inter(NDs)
Lithium (mg/L)	0.037	128	n/a	n/a	27.34	n/a	n/a	0.001408	NP Inter(normality)
Mercury (mg/L)	0.0002	114	n/a	n/a	97.37	n/a	n/a	0.002887	NP Inter(NDs)
Molybdenum (mg/L)	0.015	114	n/a	n/a	64.04	n/a	n/a	0.002887	NP Inter(NDs)
Selenium (mg/L)	0.005	94	n/a	n/a	93.62	n/a	n/a	0.008054	NP Inter(NDs)
Thallium (mg/L)	0.001	114	n/a	n/a	86.84	n/a	n/a	0.002887	NP Inter(NDs)

Cobalt MGWC-7 Trend Test - All Results

Plant McIntosh Client: Southern Company Data: McIntosh AP-1 Printed 8/12/2025, 3:59 PM

Constituent	Well	Slope	Calc.	Critical	Sig.	N	%NDs	Normality	Alpha	Method
Cobalt (mg/L)	**MGWC-7**	**-0.0008603**	**-189**	**-101**	**Yes**	**28**	**0**	**n/a**	**0.05**	**NP**

Cobalt MGWC-7 Trend Test - Truncated Record - All Results

Plant McIntosh Client: Southern Company Data: McIntosh AP-1 Printed 3/26/2025, 3:44 PM

Constituent	Well	Slope	Calc.	Critical	Sig.	N	%NDs	Normality	Alpha	Method
Cobalt (mg/L)	**MGWC-7**	**-0.0008915**	**-21**	**-20**	**Yes**	**9**	**0**	**n/a**	**0.05**	**NP**

PLANT MCINTOSH AP 1 GWPS				
Constituent Name	**MCL**	**CCR-Rule Specified**	**Background Limit**	**GWPS**
Antimony, Total (mg/L)	0.006		0.002	0.006
Arsenic, Total (mg/L)	0.01		0.014	0.014
Barium, Total (mg/L)	2		0.15	2
Beryllium, Total (mg/L)	0.004		0.0025	0.004
Cadmium, Total (mg/L)	0.005		0.0025	0.005
Chromium, Total (mg/L)	0.1		0.0066	0.1
Cobalt, Total (mg/L)	n/a	0.006	0.0025	0.006
Combined Radium, Total (pCi/L)	5		1.25	5
Fluoride, Total (mg/L)	4		0.19	4
Lead, Total (mg/L)	n/a	0.015	0.001	0.015
Lithium, Total (mg/L)	n/a	0.04	0.037	0.04
Mercury, Total (mg/L)	0.002		0.0002	0.002
Molybdenum, Total (mg/L)	n/a	0.1	0.015	0.1
Selenium, Total (mg/L)	0.05		0.005	0.05
Thallium, Total (mg/L)	0.002		0.001	0.002

*Grey cell indicates background is higher than MCL or CCR-Rule

**GWPS = Groundwater Protection Standard*

**MCL = Maximum Contaminant Level*

**CCR = Coal Combustion Residuals*

Appendix IV Confidence Intervals - Significant Results

Plant McIntosh Client: Southern Company Data: McIntosh AP-1 Printed 3/26/2025, 3:34 PM

Constituent	Well	Upper Lim.	Lower Lim.	Compliance	Sig.	N	Mean	Std. Dev.	%NDs	ND Adj.	Transform	Alpha	Method
Lithium (mg/L)	**MGWC-7**	**0.1353**	**0.118**	**0.04**	**Yes**	**28**	**0.1255**	**0.01963**	**0**	**None**	**x^2**	**0.01**	**Param.**

Appendix IV Confidence Intervals - All Results

Plant McIntosh Client: Southern Company Data: McIntosh AP-1 Printed 3/26/2025, 3:34 PM

Constituent	Well	Upper Lim.	Lower Lim.	Compliance	Sig.	N	Mean	Std. Dev.	%NDs	ND Adj.	Transform	Alpha	Method
Antimony (mg/L)	MGWC-1	0.002	0.00038	0.006	No	23	0.00193	0.0003378	95.65	None	No	0.01	NP (NDs)
Antimony (mg/L)	MGWC-3	0.002	0.00044	0.006	No	23	0.001858	0.0004701	91.3	None	No	0.01	NP (NDs)
Antimony (mg/L)	MGWC-7	0.002	0.00197	0.006	No	23	0.001934	0.0003105	91.3	None	No	0.01	NP (NDs)
Antimony (mg/L)	MGWC-12	0.002	0.0015	0.006	No	23	0.001909	0.000345	91.3	None	No	0.01	NP (NDs)
Arsenic (mg/L)	MGWC-1	0.002673	0.001902	0.014	No	27	0.002287	0.0008074	0	None	No	0.01	Param.
Arsenic (mg/L)	MGWC-2	0.001	0.00068	0.014	No	27	0.0009293	0.0001818	85.19	None	No	0.01	NP (NDs)
Arsenic (mg/L)	MGWC-3	0.001823	0.001483	0.014	No	27	0.001653	0.0003567	3.704	None	No	0.01	Param.
Arsenic (mg/L)	MGWC-7	0.001	0.00055	0.014	No	27	0.0008596	0.0002696	40.74	None	No	0.01	NP (normality)
Arsenic (mg/L)	MGWC-8	0.001	0.00099	0.014	No	27	0.0009919	0.0003087	59.26	None	No	0.01	NP (NDs)
Arsenic (mg/L)	MGWC-12	0.0009941	0.0006742	0.014	No	27	0.001014	0.0003315	33.33	Kaplan-Meier	sqrt(x)	0.01	Param.
Barium (mg/L)	MGWC-1	0.12	0.097	2	No	27	0.109	0.01617	0	None	No	0.01	NP (normality)
Barium (mg/L)	MGWC-2	0.05294	0.04776	2	No	27	0.05035	0.005431	0	None	No	0.01	Param.
Barium (mg/L)	MGWC-3	0.1569	0.1441	2	No	27	0.1505	0.01347	0	None	No	0.01	Param.
Barium (mg/L)	MGWC-7	0.01634	0.0114	2	No	27	0.01439	0.006291	0	None	x^(1/3)	0.01	Param.
Barium (mg/L)	MGWC-8	0.043	0.034	2	No	27	0.04039	0.01082	0	None	No	0.01	NP (normality)
Barium (mg/L)	MGWC-12	0.06247	0.05103	2	No	27	0.05722	0.01257	0	None	sqrt(x)	0.01	Param.
Beryllium (mg/L)	MGWC-1	0.0025	0.00018	0.004	No	25	0.002407	0.000464	96	None	No	0.01	NP (NDs)
Beryllium (mg/L)	MGWC-3	0.0025	0.00031	0.004	No	25	0.002412	0.000438	96	None	No	0.01	NP (NDs)
Beryllium (mg/L)	MGWC-8	0.001176	0.0006293	0.004	No	25	0.001368	0.000824	24	Kaplan-Meier	No	0.01	Param.
Cadmium (mg/L)	MGWC-1	0.0025	0.0005	0.005	No	27	0.00199	0.0009738	77.78	None	No	0.01	NP (NDs)
Cadmium (mg/L)	MGWC-2	0.002463	0.000997	0.005	No	27	0.001994	0.001842	0	None	sqrt(x)	0.01	Param.
Cadmium (mg/L)	MGWC-7	0.0025	0.00041	0.005	No	27	0.002169	0.0008093	85.19	None	No	0.01	NP (NDs)
Cadmium (mg/L)	MGWC-8	0.002201	0.0008081	0.005	No	27	0.002142	0.00204	22.22	Kaplan-Meier	sqrt(x)	0.01	Param.
Chromium (mg/L)	MGWC-1	0.0023	0.0015	0.1	No	25	0.002032	0.0003671	84	None	No	0.01	NP (NDs)
Chromium (mg/L)	MGWC-2	0.0027	0.002	0.1	No	25	0.00208	0.0002901	92	None	No	0.01	NP (NDs)
Chromium (mg/L)	MGWC-3	0.003	0.002	0.1	No	25	0.00204	0.0002	96	None	No	0.01	NP (NDs)
Chromium (mg/L)	MGWC-7	0.0034	0.0015	0.1	No	25	0.002008	0.0003353	88	None	No	0.01	NP (NDs)
Chromium (mg/L)	MGWC-8	0.0031	0.0013	0.1	No	25	0.002016	0.0002656	92	None	No	0.01	NP (NDs)
Chromium (mg/L)	MGWC-12	0.0032	0.0012	0.1	No	25	0.003096	0.005405	88	None	No	0.01	NP (NDs)
Cobalt (mg/L)	MGWC-1	0.0025	0.00047	0.006	No	28	0.001756	0.001031	64.29	None	No	0.01	NP (NDs)
Cobalt (mg/L)	MGWC-2	0.002971	0.002049	0.006	No	28	0.00251	0.0009869	0	None	No	0.01	Param.
Cobalt (mg/L)	MGWC-3	0.00067	0.00051	0.006	No	28	0.0007414	0.0004484	10.71	None	No	0.01	NP (normality)
Cobalt (mg/L)	MGWC-7	0.005728	0.002339	0.006	No	9	0.004033	0.001755	0	None	No	0.01	Param.
Cobalt (mg/L)	MGWC-8	0.01299	0.005118	0.006	No	28	0.01059	0.008337	0	None	sqrt(x)	0.01	Param.
Cobalt (mg/L)	MGWC-12	0.0025	0.0015	0.006	No	28	0.002381	0.0004744	92.86	None	No	0.01	NP (NDs)
Cobalt (mg/L)	MGWC-20	0.0008567	0.0001608	0.006	No	4	0.000965	0.001033	25	Kaplan-Meier	sqrt(x)	0.01	Param.
Combined Radium 226 + 228 (pCi/L)	MGWC-1	1.825	1.407	5	No	28	1.616	0.4471	0	None	No	0.01	Param.
Combined Radium 226 + 228 (pCi/L)	MGWC-2	0.7333	0.4388	5	No	27	0.5861	0.3087	0	None	No	0.01	Param.
Combined Radium 226 + 228 (pCi/L)	MGWC-3	1.745	1.413	5	No	28	1.579	0.355	0	None	No	0.01	Param.
Combined Radium 226 + 228 (pCi/L)	MGWC-7	1.323	0.9888	5	No	27	1.156	0.35	0	None	No	0.01	Param.
Combined Radium 226 + 228 (pCi/L)	MGWC-8	1.837	1.313	5	No	27	1.575	0.5494	0	None	No	0.01	Param.
Combined Radium 226 + 228 (pCi/L)	MGWC-12	0.702	0.4235	5	No	27	0.5627	0.2919	0	None	No	0.01	Param.
Fluoride (mg/L)	MGWC-1	0.2221	0.1478	4	No	26	0.1849	0.07624	7.692	None	No	0.01	Param.
Fluoride (mg/L)	MGWC-2	1	0.076	4	No	26	0.4052	0.4422	34.62	None	No	0.01	NP (normality)
Fluoride (mg/L)	MGWC-3	0.23	0.083	4	No	26	0.2201	0.193	30.77	None	No	0.01	NP (normality)
Fluoride (mg/L)	MGWC-7	0.3389	0.2268	4	No	26	0.2828	0.1149	7.692	None	No	0.01	Param.
Fluoride (mg/L)	MGWC-8	0.15	0.087	4	No	26	0.2715	0.3635	19.23	None	No	0.01	NP (normality)
Fluoride (mg/L)	MGWC-12	0.2473	0.1937	4	No	26	0.2119	0.06791	0	None	x^2	0.01	Param.
Lead (mg/L)	MGWC-1	0.001	0.00058	0.015	No	23	0.0009817	0.00008758	95.65	None	No	0.01	NP (NDs)
Lead (mg/L)	MGWC-2	0.001	0.00027	0.015	No	23	0.0009309	0.0002299	91.3	None	No	0.01	NP (NDs)
Lead (mg/L)	MGWC-3	0.001	0.00034	0.015	No	23	0.0009352	0.0002162	91.3	None	No	0.01	NP (NDs)
Lead (mg/L)	MGWC-7	0.001	0.0003	0.015	No	23	0.0009	0.0002646	86.96	None	No	0.01	NP (NDs)
Lead (mg/L)	MGWC-8	0.001	0.00022	0.015	No	23	0.0009309	0.0002291	91.3	None	No	0.01	NP (NDs)
Lead (mg/L)	MGWC-12	0.001	0.0001	0.015	No	23	0.0009609	0.0001877	95.65	None	No	0.01	NP (NDs)

Appendix IV Confidence Intervals - All Results

Plant McIntosh Client: Southern Company Data: McIntosh AP-1 Printed 3/26/2025, 3:34 PM

Constituent	Well	Upper Lim.	Lower Lim.	Compliance	Sig.	N	Mean	Std. Dev.	%NDs	ND Adj.	Transform	Alpha	Method
Lithium (mg/L)	MGWC-1	0.01211	0.01019	0.04	No	28	0.01115	0.002055	3.571	None	No	0.01	Param.
Lithium (mg/L)	MGWC-2	0.0066	0.0051	0.04	No	28	0.006563	0.003798	3.571	None	No	0.01	NP (normality)
Lithium (mg/L)	MGWC-3	0.01353	0.01156	0.04	No	28	0.01255	0.002101	0	None	No	0.01	Param.
Lithium (mg/L)	**MGWC-7**	**0.1353**	**0.118**	**0.04**	**Yes**	**28**	**0.1255**	**0.01963**	**0**	**None**	**x^2**	**0.01**	**Param.**
Lithium (mg/L)	MGWC-8	0.03462	0.02278	0.04	No	28	0.0287	0.01267	0	None	No	0.01	Param.
Lithium (mg/L)	MGWC-12	0.02312	0.0179	0.04	No	28	0.02051	0.005584	0	None	No	0.01	Param.
Lithium (mg/L)	MGWC-20	0.01276	0.001556	0.04	No	5	0.00716	0.003344	0	None	No	0.01	Param.
Mercury (mg/L)	MGWC-2	0.0002	0.0001	0.002	No	25	0.0001911	0.0000309	92	None	No	0.01	NP (NDs)
Mercury (mg/L)	MGWC-3	0.0002	0.00007	0.002	No	25	0.0001948	0.000026	96	None	No	0.01	NP (NDs)
Mercury (mg/L)	MGWC-7	0.0002	0.00008	0.002	No	25	0.0001952	0.000024	96	None	No	0.01	NP (NDs)
Mercury (mg/L)	MGWC-8	0.00051	0.00015	0.002	No	26	0.0005118	0.0008753	30.77	None	No	0.01	NP (normality)
Mercury (mg/L)	MGWC-12	0.0002	0.000086	0.002	No	25	0.0001904	0.00003327	92	None	No	0.01	NP (NDs)
Molybdenum (mg/L)	MGWC-1	0.002	0.0011	0.1	No	25	0.01321	0.02753	16	None	No	0.01	NP (normality)
Molybdenum (mg/L)	MGWC-7	0.015	0.00351	0.1	No	25	0.01454	0.002298	96	None	No	0.01	NP (NDs)
Molybdenum (mg/L)	MGWC-8	0.015	0.0037	0.1	No	25	0.01455	0.00226	96	None	No	0.01	NP (NDs)
Molybdenum (mg/L)	MGWC-12	0.015	0.0024	0.1	No	25	0.01174	0.005923	76	None	No	0.01	NP (NDs)
Selenium (mg/L)	MGWC-1	0.005	0.0005	0.05	No	21	0.004565	0.001375	90.48	None	No	0.01	NP (NDs)
Selenium (mg/L)	MGWC-2	0.005	0.00045	0.05	No	21	0.004783	0.0009929	95.24	None	No	0.01	NP (NDs)
Selenium (mg/L)	MGWC-3	0.005	0.00044	0.05	No	21	0.004783	0.0009951	95.24	None	No	0.01	NP (NDs)
Selenium (mg/L)	MGWC-7	0.005	0.00026	0.05	No	21	0.004774	0.001034	95.24	None	No	0.01	NP (NDs)
Selenium (mg/L)	MGWC-8	0.005	0.0024	0.05	No	21	0.003989	0.001898	76.19	None	No	0.01	NP (NDs)
Selenium (mg/L)	MGWC-12	0.005	0.00027	0.05	No	21	0.004775	0.001032	95.24	None	No	0.01	NP (NDs)
Thallium (mg/L)	MGWC-1	0.001	0.00032	0.002	No	25	0.0007986	0.0003678	76	None	No	0.01	NP (NDs)
Thallium (mg/L)	MGWC-2	0.001	0.00021	0.002	No	25	0.0009684	0.000158	96	None	No	0.01	NP (NDs)
Thallium (mg/L)	MGWC-3	0.001	0.00037	0.002	No	25	0.0009412	0.0002058	92	None	No	0.01	NP (NDs)
Thallium (mg/L)	MGWC-7	0.001	0.00016	0.002	No	25	0.0009664	0.000168	96	None	No	0.01	NP (NDs)
Thallium (mg/L)	MGWC-8	0.001	0.00019	0.002	No	25	0.0005396	0.0003911	40	None	No	0.01	NP (normality)
Thallium (mg/L)	MGWC-12	0.001	0.00027	0.002	No	25	0.0009368	0.0002194	92	None	No	0.01	NP (NDs)

Appendix IV Trend Tests - Significant Results

Plant McIntosh Client: Southern Company Data: McIntosh AP-1 Printed 3/26/2025, 3:37 PM

Constituent	Well	Slope	Calc.	Critical	Sig.	N	%NDs	Normality	Alpha	Method
Lithium (mg/L)	**MGWA-6A (bg)**	**-0.0001217**	**-59**	**-45**	**Yes**	**16**	**62.5**	**n/a**	**0.05**	**NP**
Lithium (mg/L)	**MGWA-11 (bg)**	**0.001191**	**113**	**101**	**Yes**	**28**	**0**	**n/a**	**0.05**	**NP**

Appendix IV Trend Tests - All Results

Plant McIntosh Client: Southern Company Data: McIntosh AP-1 Printed 3/26/2025, 3:37 PM

Constituent	Well	Slope	Calc.	Critical	Sig.	N	%NDs	Normality	Alpha	Method
Lithium (mg/L)	MGWA-5 (bg)	0.0001505	52	101	No	28	3.571	n/a	0.05	NP
Lithium (mg/L)	MGWA-6 (bg)	0	61	101	No	28	82.14	n/a	0.05	NP
Lithium (mg/L)	**MGWA-6A (bg)**	**-0.0001217**	**-59**	**-45**	**Yes**	**16**	**62.5**	**n/a**	**0.05**	**NP**
Lithium (mg/L)	MGWA-10 (bg)	0.00005176	30	101	No	28	3.571	n/a	0.05	NP
Lithium (mg/L)	**MGWA-11 (bg)**	**0.001191**	**113**	**101**	**Yes**	**28**	**0**	**n/a**	**0.05**	**NP**
Lithium (mg/L)	MGWC-7	0.00164	78	101	No	28	0	n/a	0.05	NP

FIGURE A.

Sanitas™ v.10.0.24 Software licensed to Groundwater Stats Consulting. UG
Hollow symbols indicate censored values.

Time Series

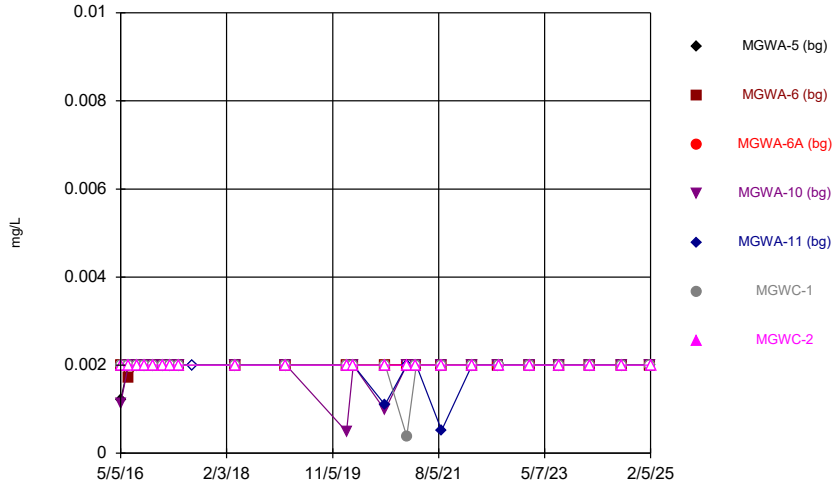

Constituent: Antimony Analysis Run 3/26/2025 12:54 PM
Plant McIntosh Client: Southern Company Data: McIntosh AP-1

Sanitas™ v.10.0.24 Software licensed to Groundwater Stats Consulting. UG
Hollow symbols indicate censored values.

Time Series

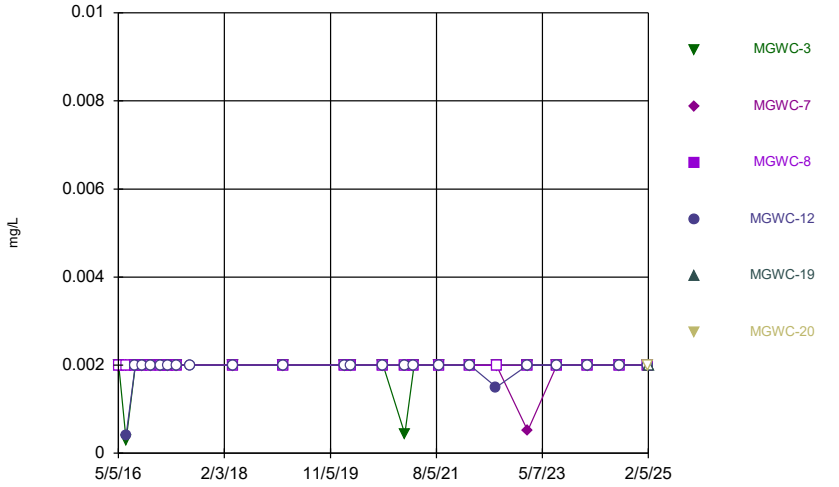

Constituent: Antimony Analysis Run 3/26/2025 12:54 PM
Plant McIntosh Client: Southern Company Data: McIntosh AP-1

Sanitas™ v.10.0.24 Software licensed to Groundwater Stats Consulting. UG
Hollow symbols indicate censored values.

Time Series

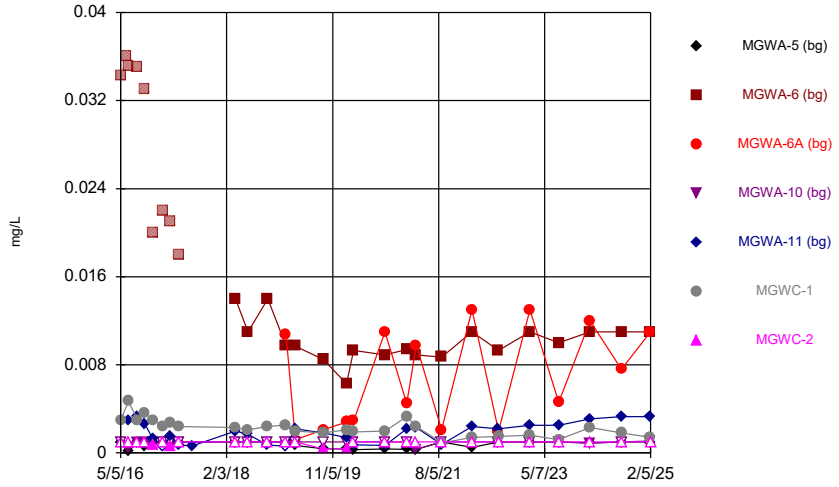

Constituent: Arsenic Analysis Run 3/26/2025 12:54 PM
Plant McIntosh Client: Southern Company Data: McIntosh AP-1

Sanitas™ v.10.0.24 Software licensed to Groundwater Stats Consulting. UG
Hollow symbols indicate censored values.

Time Series

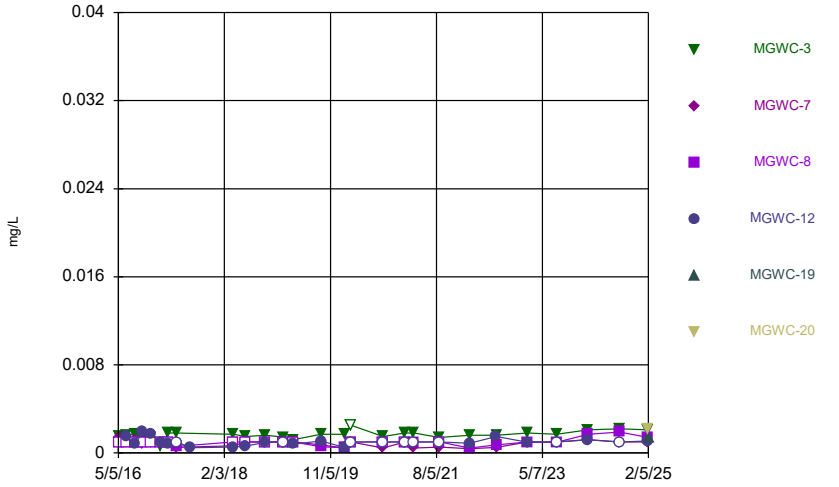

Constituent: Arsenic Analysis Run 3/26/2025 12:54 PM
Plant McIntosh Client: Southern Company Data: McIntosh AP-1

Sanitas™ v.10.0.24 Software licensed to Groundwater Stats Consulting. UG

Time Series

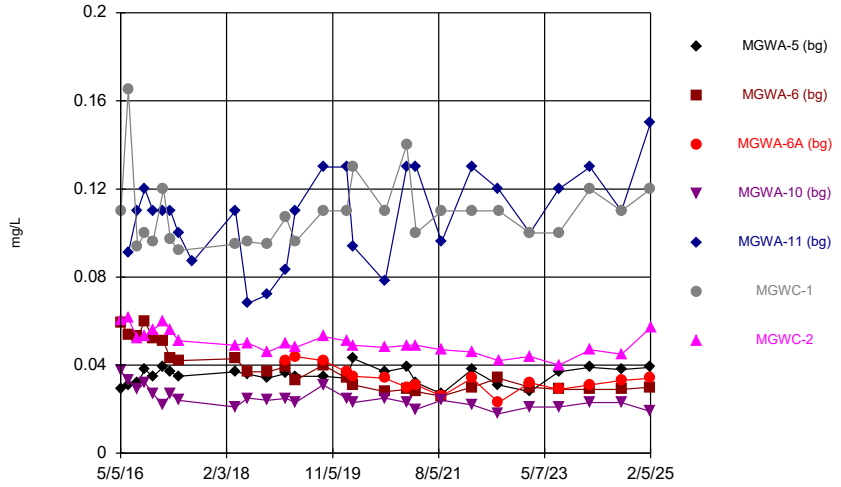

Constituent: Barium Analysis Run 3/26/2025 12:54 PM

Plant McIntosh Client: Southern Company Data: McIntosh AP-1

Sanitas™ v.10.0.24 Software licensed to Groundwater Stats Consulting. UG

Time Series

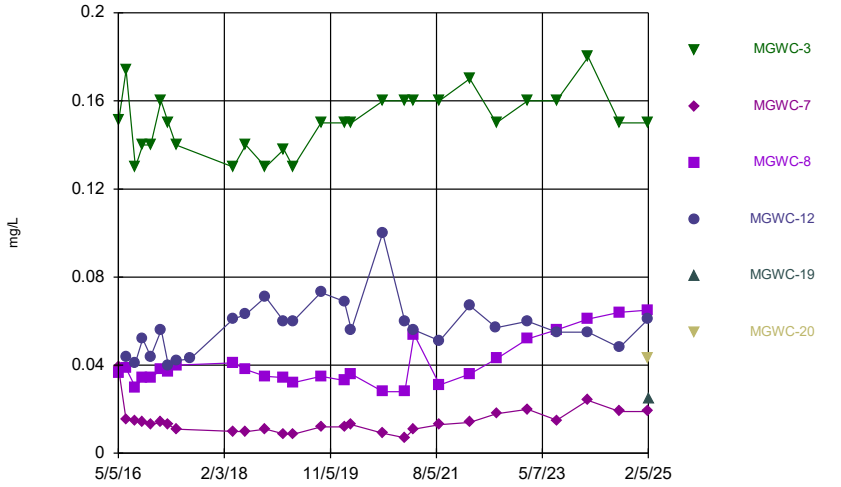

Constituent: Barium Analysis Run 3/26/2025 12:54 PM

Plant McIntosh Client: Southern Company Data: McIntosh AP-1

Sanitas™ v.10.0.24 Software licensed to Groundwater Stats Consulting. UG
Hollow symbols indicate censored values.

Time Series

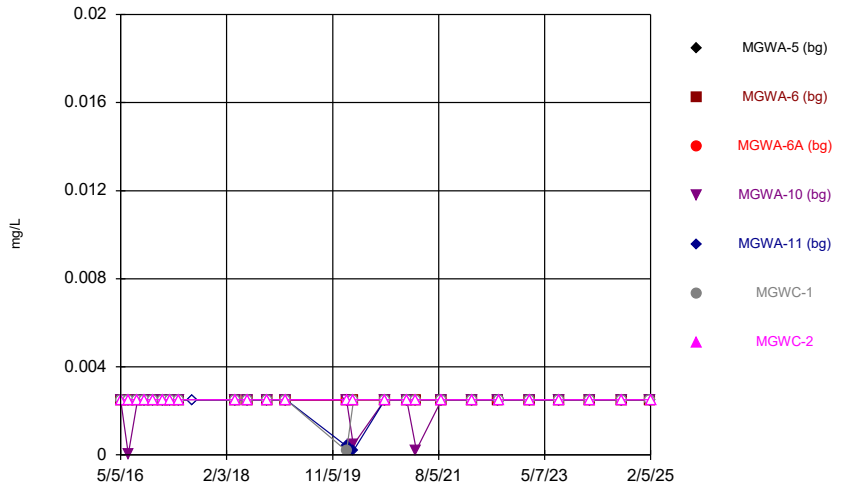

Constituent: Beryllium Analysis Run 3/26/2025 12:54 PM

Plant McIntosh Client: Southern Company Data: McIntosh AP-1

Sanitas™ v.10.0.24 Software licensed to Groundwater Stats Consulting. UG
Hollow symbols indicate censored values.

Time Series

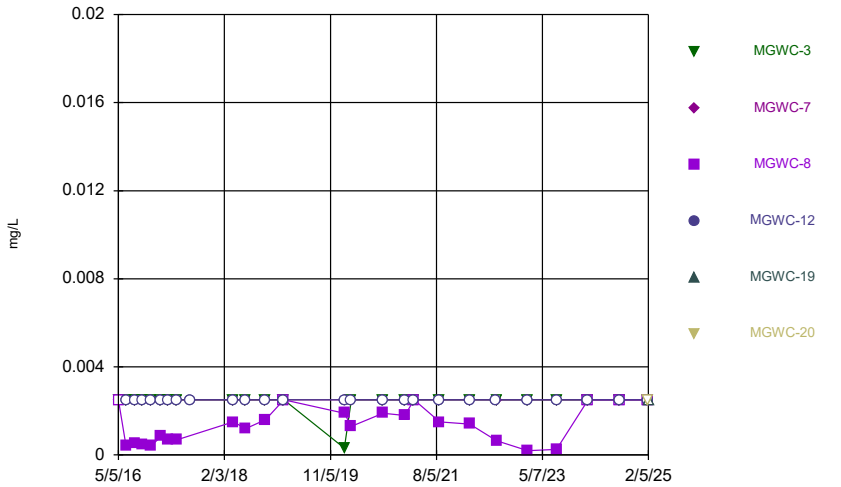

Constituent: Beryllium Analysis Run 3/26/2025 12:54 PM

Plant McIntosh Client: Southern Company Data: McIntosh AP-1

Sanitas™ v.10.0.24 Software licensed to Groundwater Stats Consulting. UG
Hollow symbols indicate censored values.

Time Series

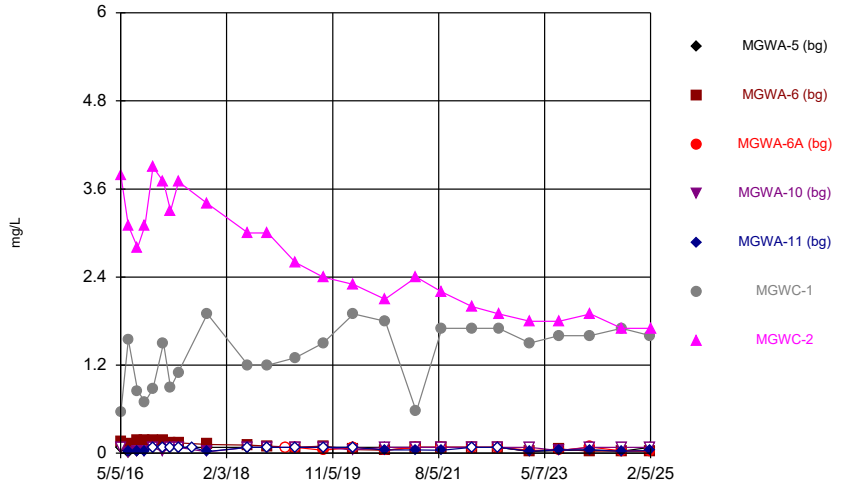

Constituent: Boron Analysis Run 3/26/2025 12:54 PM
Plant McIntosh Client: Southern Company Data: McIntosh AP-1

Sanitas™ v.10.0.24 Software licensed to Groundwater Stats Consulting. UG
Hollow symbols indicate censored values.

Time Series

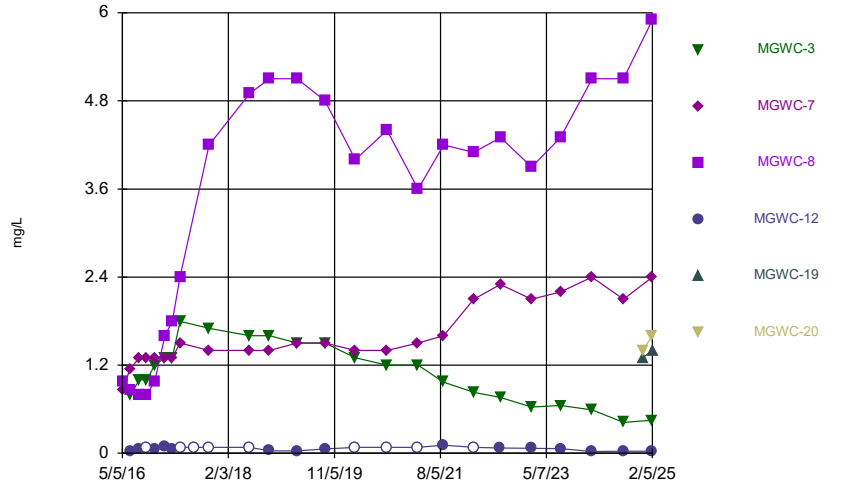

Constituent: Boron Analysis Run 3/26/2025 12:54 PM
Plant McIntosh Client: Southern Company Data: McIntosh AP-1

Sanitas™ v.10.0.24 Software licensed to Groundwater Stats Consulting. UG
Hollow symbols indicate censored values.

Time Series

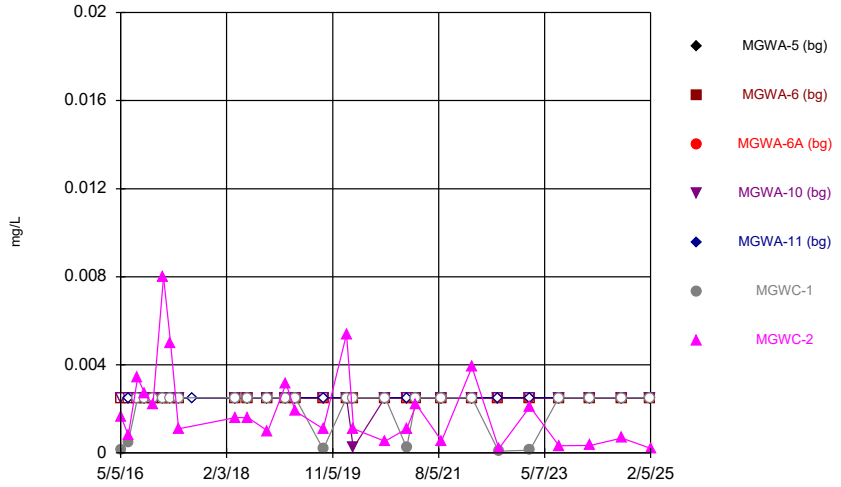

Constituent: Cadmium Analysis Run 3/26/2025 12:54 PM
Plant McIntosh Client: Southern Company Data: McIntosh AP-1

Sanitas™ v.10.0.24 Software licensed to Groundwater Stats Consulting. UG
Hollow symbols indicate censored values.

Time Series

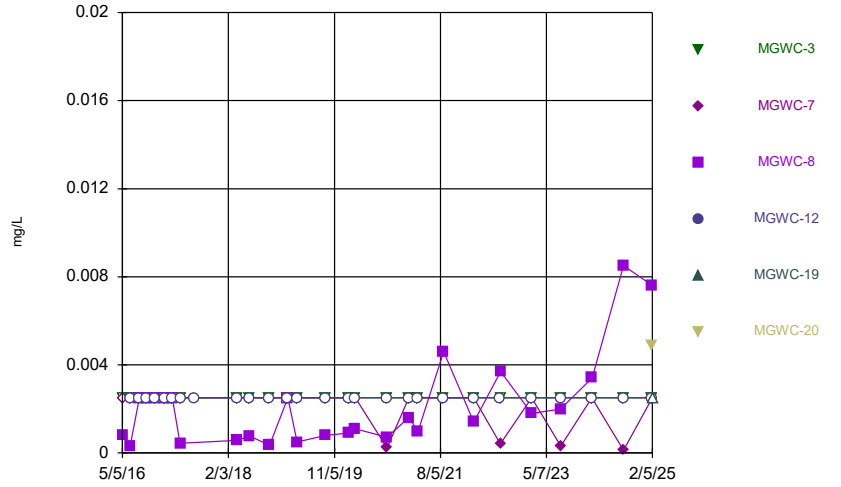

Constituent: Cadmium Analysis Run 3/26/2025 12:54 PM
Plant McIntosh Client: Southern Company Data: McIntosh AP-1

Sanitas™ v.10.0.24 Software licensed to Groundwater Stats Consulting. UG

Time Series

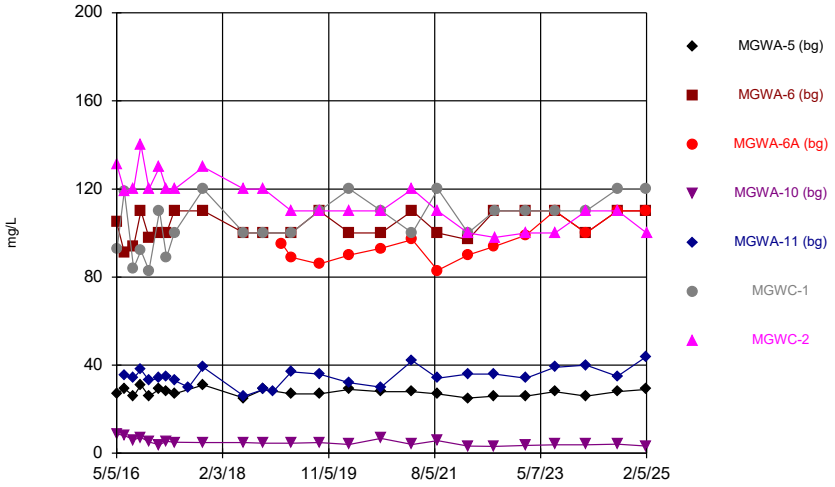

Constituent: Calcium Analysis Run 3/26/2025 12:54 PM

Plant McIntosh Client: Southern Company Data: McIntosh AP-1

Sanitas™ v.10.0.24 Software licensed to Groundwater Stats Consulting. UG

Time Series

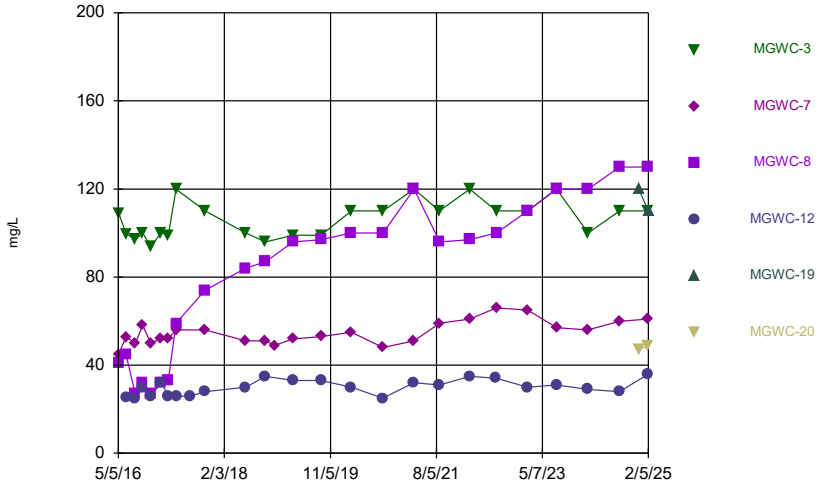

Constituent: Calcium Analysis Run 3/26/2025 12:54 PM

Plant McIntosh Client: Southern Company Data: McIntosh AP-1

Sanitas™ v.10.0.24 Software licensed to Groundwater Stats Consulting. UG

Time Series

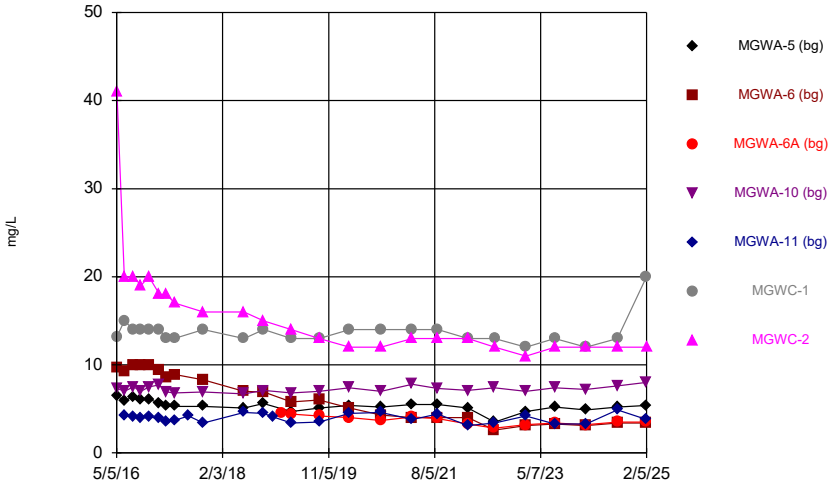

Constituent: Chloride Analysis Run 3/26/2025 12:54 PM

Plant McIntosh Client: Southern Company Data: McIntosh AP-1

Sanitas™ v.10.0.24 Software licensed to Groundwater Stats Consulting. UG

Time Series

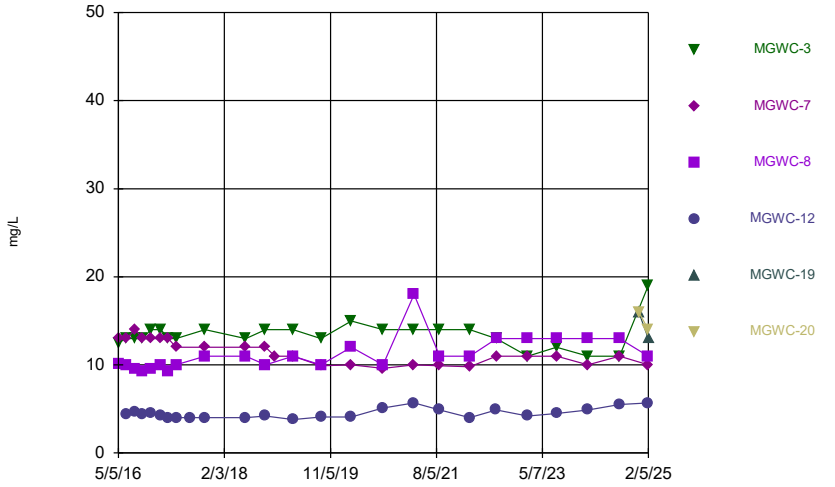

Constituent: Chloride Analysis Run 3/26/2025 12:54 PM

Plant McIntosh Client: Southern Company Data: McIntosh AP-1

Sanitas™ v.10.0.24 Software licensed to Groundwater Stats Consulting. UG
Hollow symbols indicate censored values.

Time Series

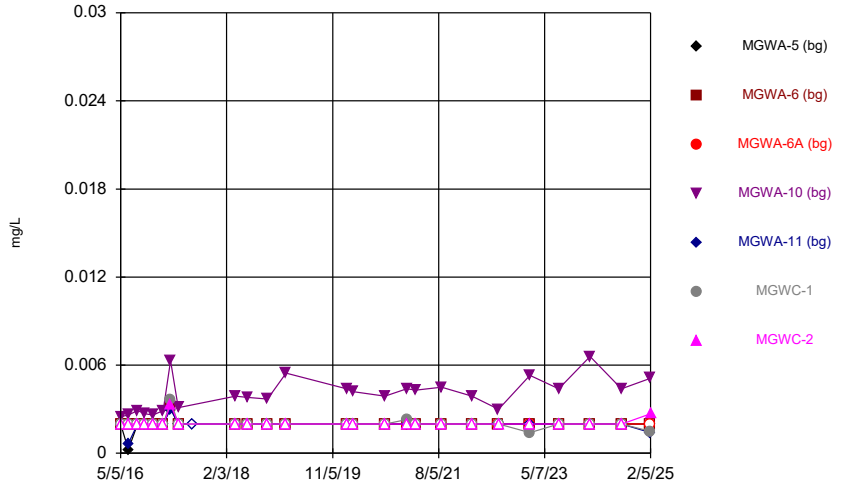

Constituent: Chromium Analysis Run 3/26/2025 12:54 PM
Plant McIntosh Client: Southern Company Data: McIntosh AP-1

Sanitas™ v.10.0.24 Software licensed to Groundwater Stats Consulting. UG
Hollow symbols indicate censored values.

Time Series

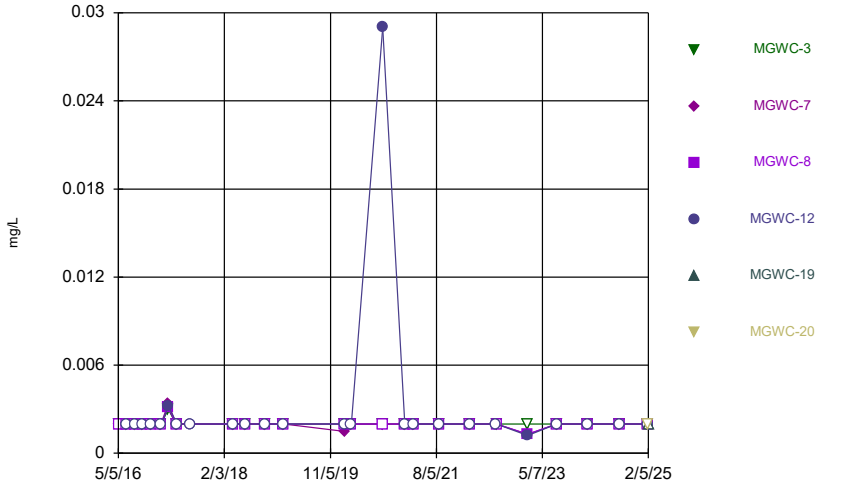

Constituent: Chromium Analysis Run 3/26/2025 12:54 PM
Plant McIntosh Client: Southern Company Data: McIntosh AP-1

Sanitas™ v.10.0.24 Software licensed to Groundwater Stats Consulting. UG
Hollow symbols indicate censored values.

Time Series

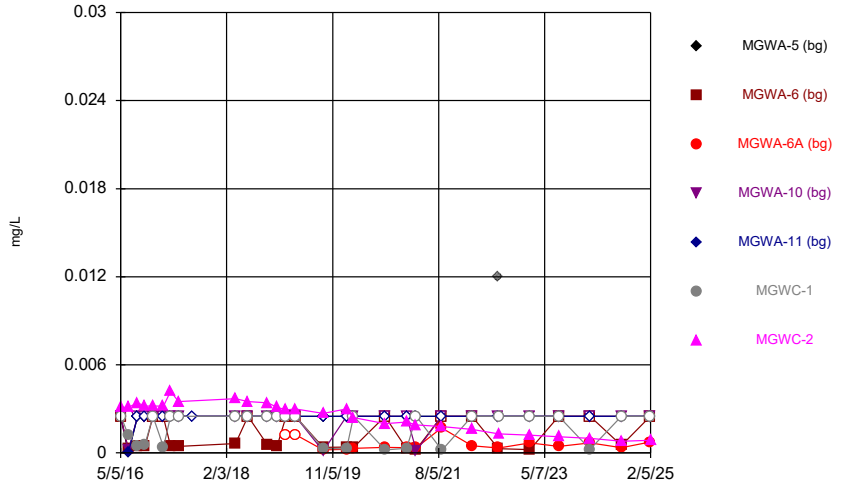

Constituent: Cobalt Analysis Run 3/26/2025 12:54 PM
Plant McIntosh Client: Southern Company Data: McIntosh AP-1

Sanitas™ v.10.0.24 Software licensed to Groundwater Stats Consulting. UG
Hollow symbols indicate censored values.

Time Series

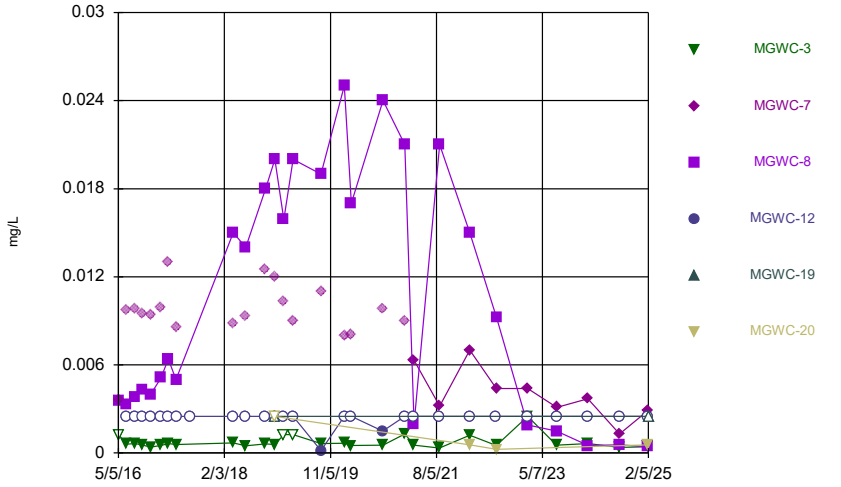

Constituent: Cobalt Analysis Run 3/26/2025 12:54 PM
Plant McIntosh Client: Southern Company Data: McIntosh AP-1

Sanitas™ v.10.0.24 Software licensed to Groundwater Stats Consulting. UG

Time Series

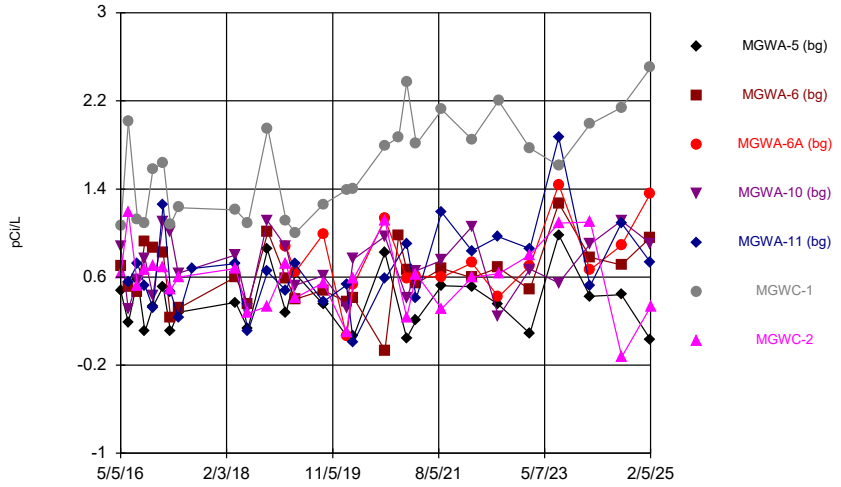

Constituent: Combined Radium 226 + 228 Analysis Run 3/26/2025 12:54 PM

Plant McIntosh Client: Southern Company Data: McIntosh AP-1

Sanitas™ v.10.0.24 Software licensed to Groundwater Stats Consulting. UG

Time Series

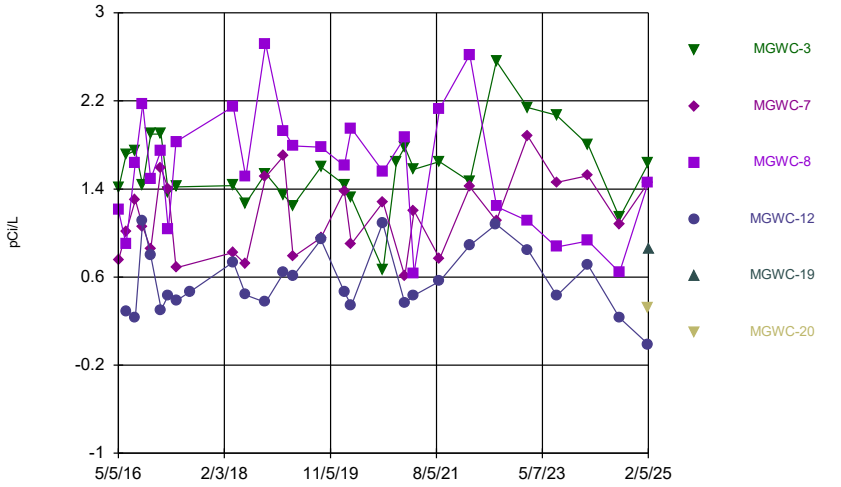

Constituent: Combined Radium 226 + 228 Analysis Run 3/26/2025 12:54 PM

Plant McIntosh Client: Southern Company Data: McIntosh AP-1

Sanitas™ v.10.0.24 Software licensed to Groundwater Stats Consulting. UG

Hollow symbols indicate censored values.

Time Series

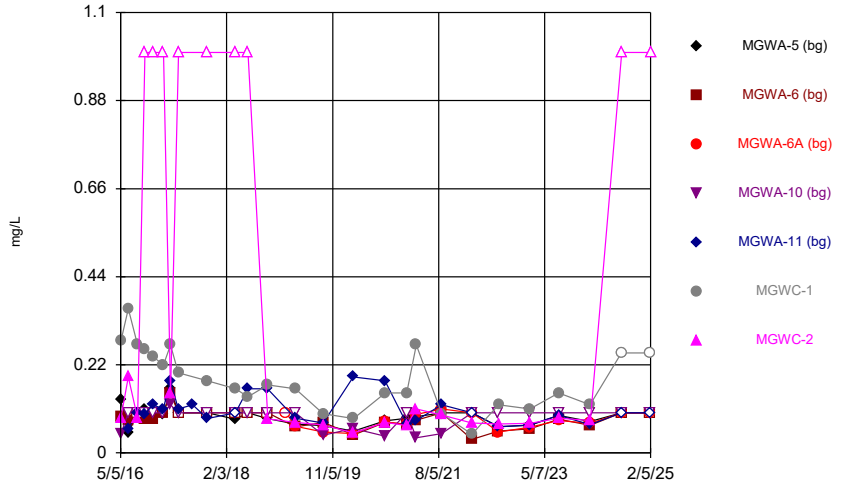

Constituent: Fluoride Analysis Run 3/26/2025 12:54 PM

Plant McIntosh Client: Southern Company Data: McIntosh AP-1

Sanitas™ v.10.0.24 Software licensed to Groundwater Stats Consulting. UG

Hollow symbols indicate censored values.

Time Series

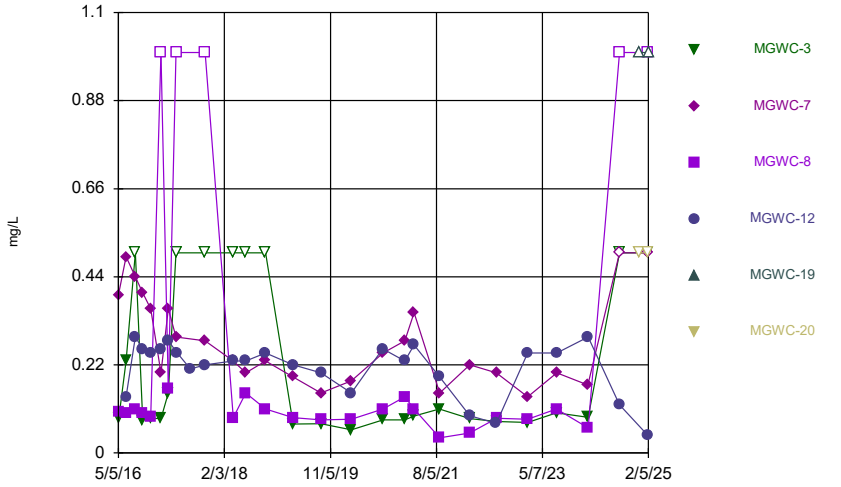

Constituent: Fluoride Analysis Run 3/26/2025 12:54 PM

Plant McIntosh Client: Southern Company Data: McIntosh AP-1

Sanitas™ v.10.0.24 Software licensed to Groundwater Stats Consulting. UG
Hollow symbols indicate censored values.

Time Series

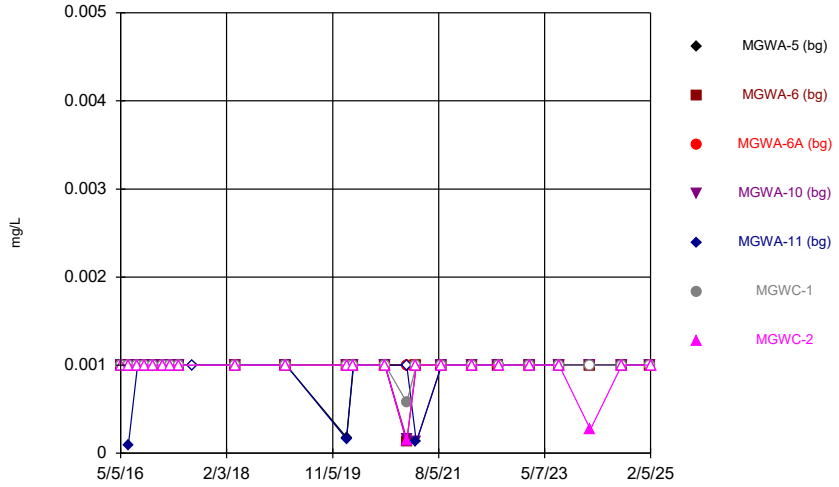

Constituent: Lead Analysis Run 3/26/2025 12:54 PM
Plant McIntosh Client: Southern Company Data: McIntosh AP-1

Sanitas™ v.10.0.24 Software licensed to Groundwater Stats Consulting. UG
Hollow symbols indicate censored values.

Time Series

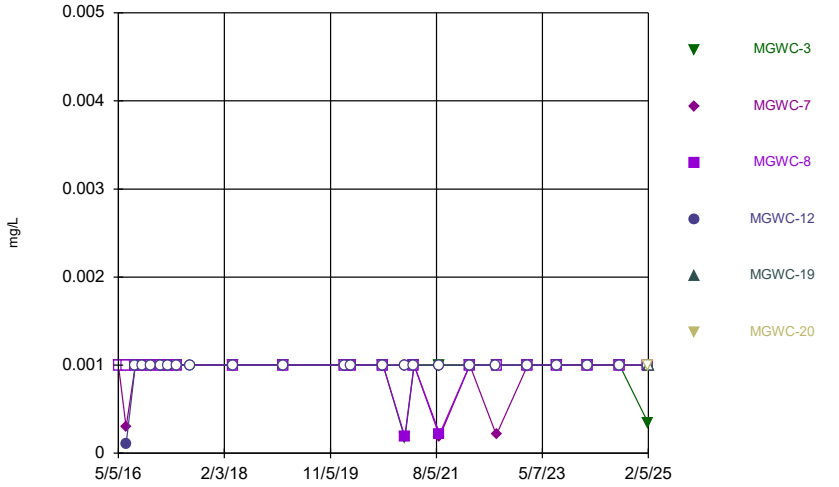

Constituent: Lead Analysis Run 3/26/2025 12:54 PM
Plant McIntosh Client: Southern Company Data: McIntosh AP-1

Sanitas™ v.10.0.24 Software licensed to Groundwater Stats Consulting. UG
Hollow symbols indicate censored values.

Time Series

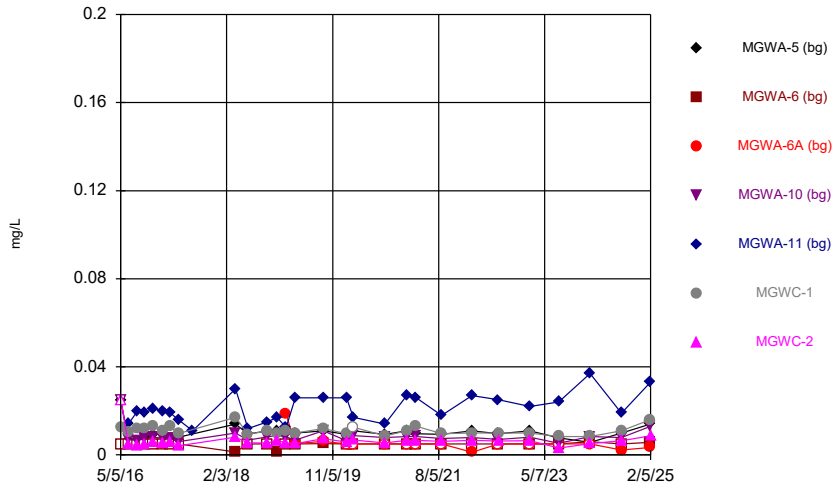

Constituent: Lithium Analysis Run 3/26/2025 12:54 PM
Plant McIntosh Client: Southern Company Data: McIntosh AP-1

Sanitas™ v.10.0.24 Software licensed to Groundwater Stats Consulting. UG

Time Series

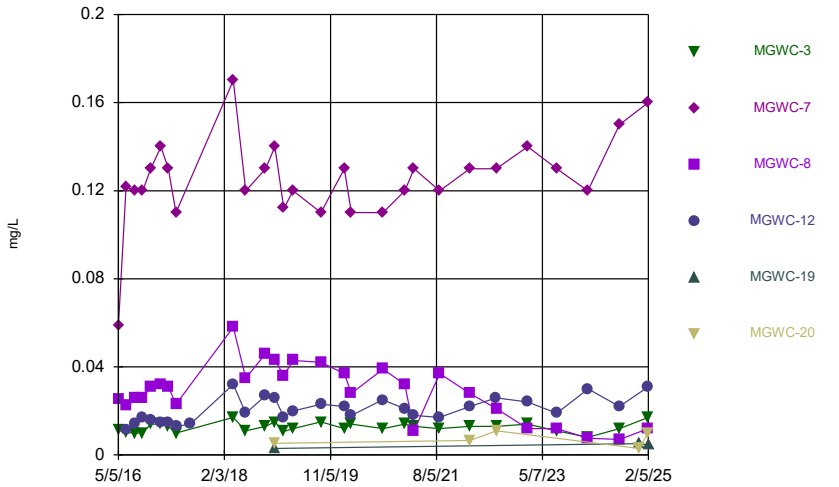

Constituent: Lithium Analysis Run 3/26/2025 12:54 PM
Plant McIntosh Client: Southern Company Data: McIntosh AP-1

Sanitas™ v.10.0.24 Software licensed to Groundwater Stats Consulting. UG
Hollow symbols indicate censored values.

Time Series

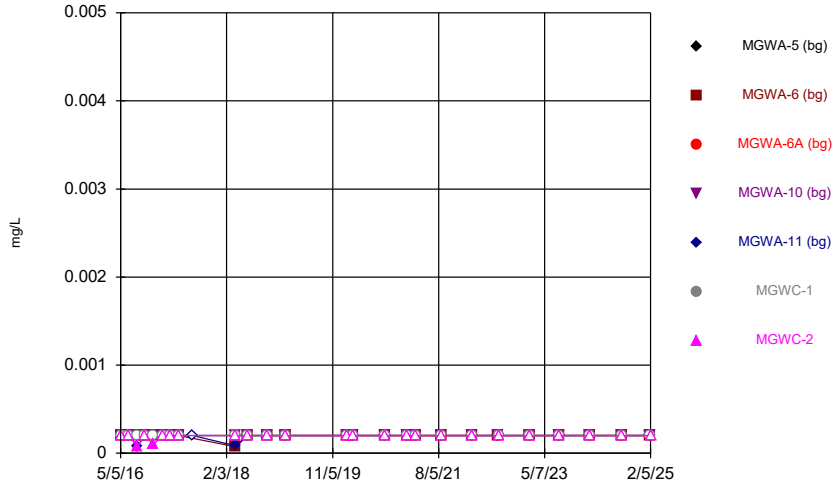

Constituent: Mercury Analysis Run 3/26/2025 12:54 PM
Plant McIntosh Client: Southern Company Data: McIntosh AP-1

Sanitas™ v.10.0.24 Software licensed to Groundwater Stats Consulting. UG
Hollow symbols indicate censored values.

Time Series

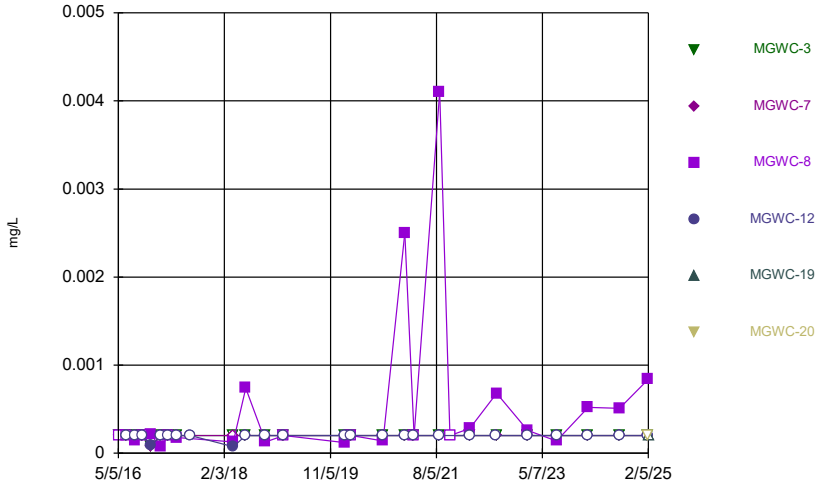

Constituent: Mercury Analysis Run 3/26/2025 12:54 PM
Plant McIntosh Client: Southern Company Data: McIntosh AP-1

Sanitas™ v.10.0.24 Software licensed to Groundwater Stats Consulting. UG
Hollow symbols indicate censored values.

Time Series

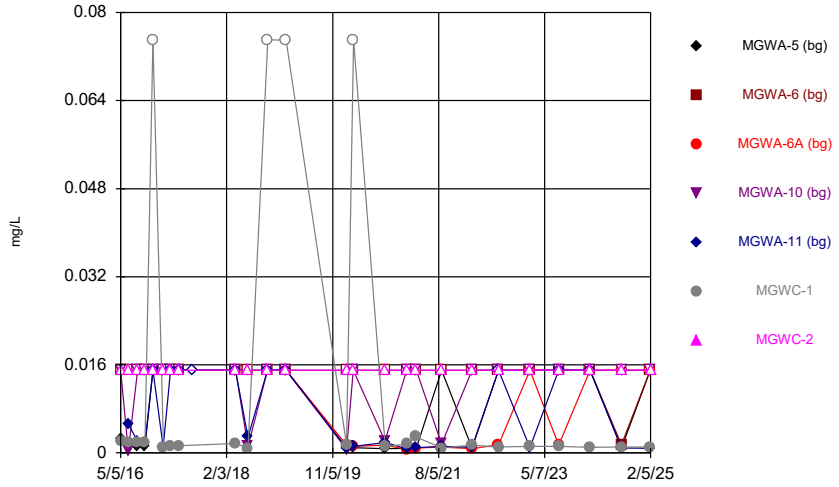

Constituent: Molybdenum Analysis Run 3/26/2025 12:54 PM
Plant McIntosh Client: Southern Company Data: McIntosh AP-1

Sanitas™ v.10.0.24 Software licensed to Groundwater Stats Consulting. UG
Hollow symbols indicate censored values.

Time Series

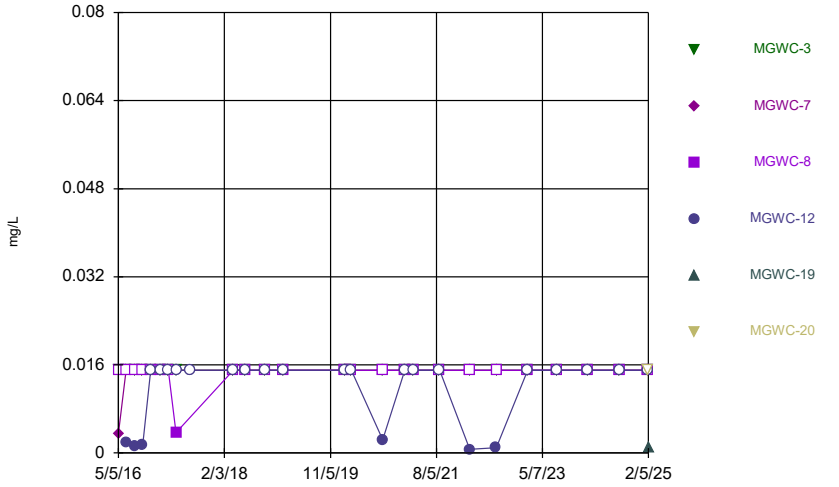

Constituent: Molybdenum Analysis Run 3/26/2025 12:55 PM
Plant McIntosh Client: Southern Company Data: McIntosh AP-1

Sanitas™ v.10.0.24 Software licensed to Groundwater Stats Consulting. UG

Time Series

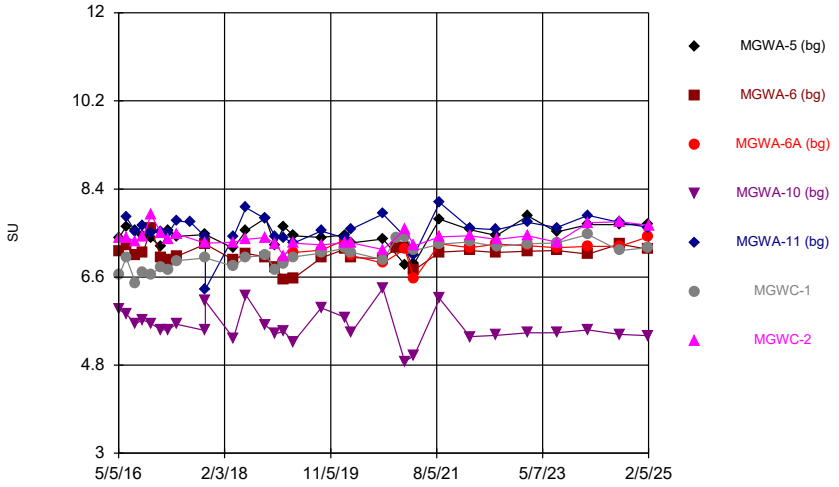

Constituent: pH, Field Analysis Run 3/26/2025 12:55 PM

Plant McIntosh Client: Southern Company Data: McIntosh AP-1

Sanitas™ v.10.0.24 Software licensed to Groundwater Stats Consulting. UG

Time Series

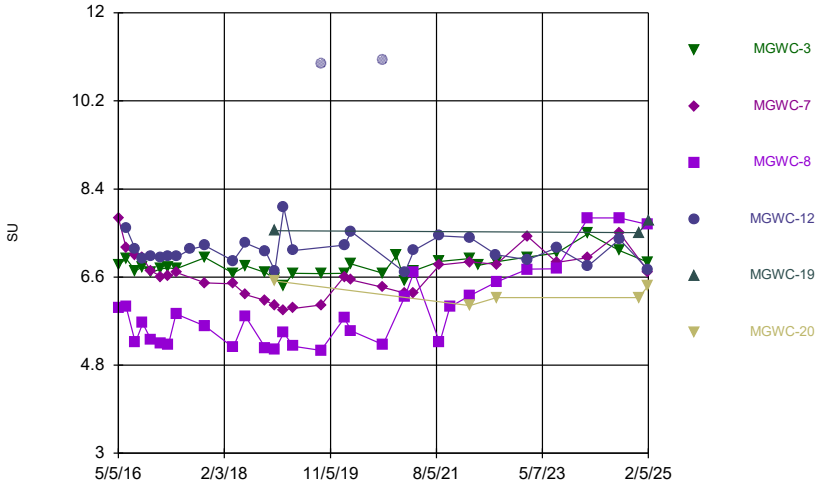

Constituent: pH, Field Analysis Run 3/26/2025 12:55 PM

Plant McIntosh Client: Southern Company Data: McIntosh AP-1

Sanitas™ v.10.0.24 Software licensed to Groundwater Stats Consulting. UG
Hollow symbols indicate censored values.

Time Series

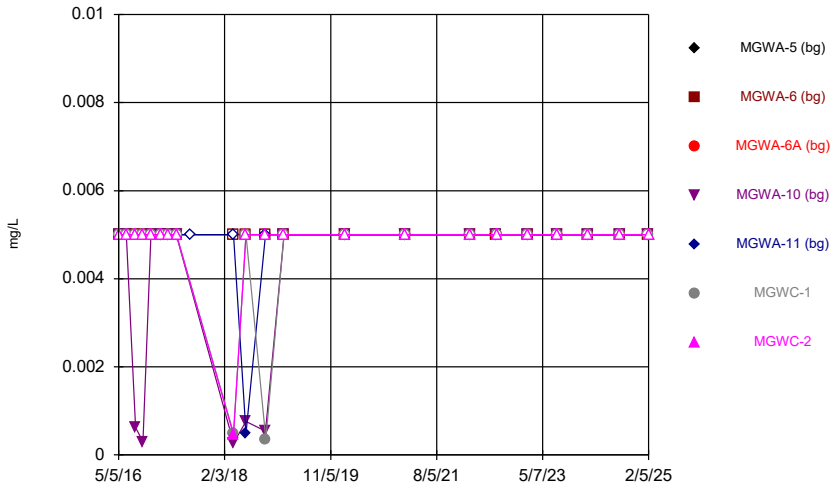

Constituent: Selenium Analysis Run 3/26/2025 12:55 PM

Plant McIntosh Client: Southern Company Data: McIntosh AP-1

Sanitas™ v.10.0.24 Software licensed to Groundwater Stats Consulting. UG
Hollow symbols indicate censored values.

Time Series

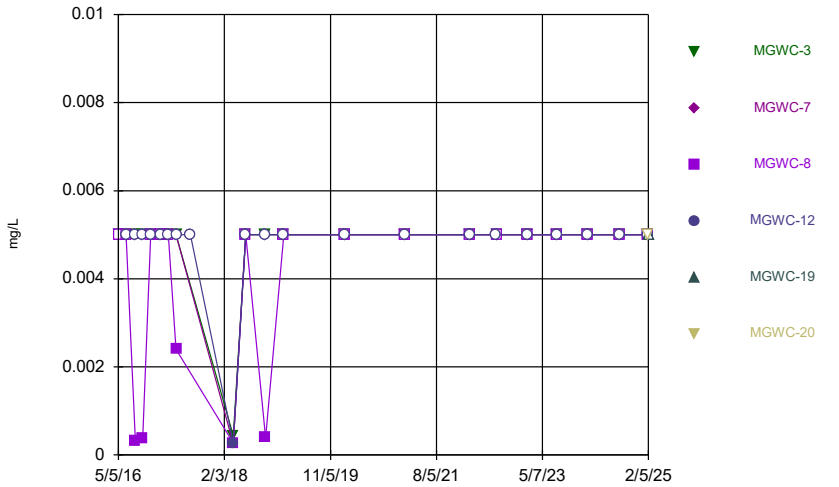

Constituent: Selenium Analysis Run 3/26/2025 12:55 PM

Plant McIntosh Client: Southern Company Data: McIntosh AP-1

Sanitas™ v.10.0.24 Software licensed to Groundwater Stats Consulting. UG
Hollow symbols indicate censored values.

Time Series

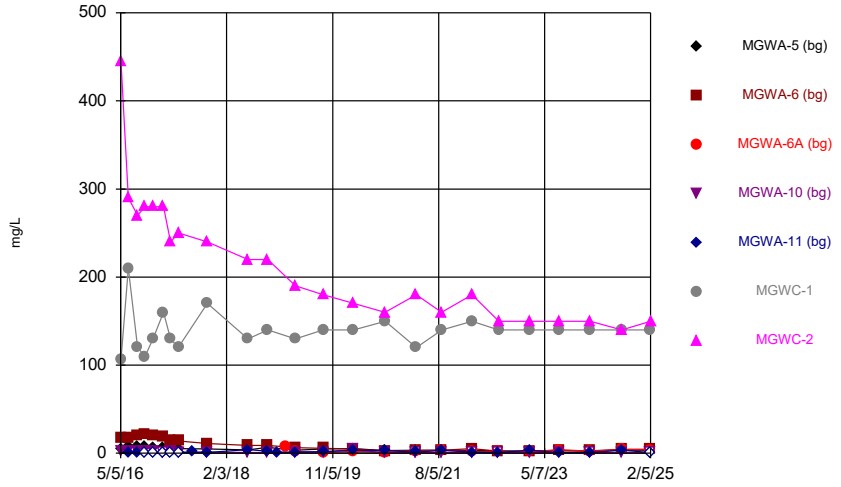

Constituent: Sulfate Analysis Run 3/26/2025 12:55 PM
Plant McIntosh Client: Southern Company Data: McIntosh AP-1

Sanitas™ v.10.0.24 Software licensed to Groundwater Stats Consulting. UG
Hollow symbols indicate censored values.

Time Series

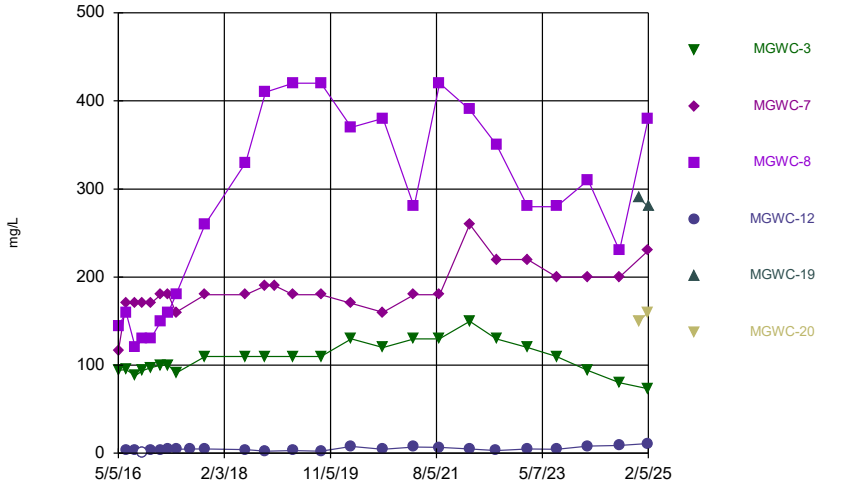

Constituent: Sulfate Analysis Run 3/26/2025 12:55 PM
Plant McIntosh Client: Southern Company Data: McIntosh AP-1

Sanitas™ v.10.0.24 Software licensed to Groundwater Stats Consulting. UG

Time Series

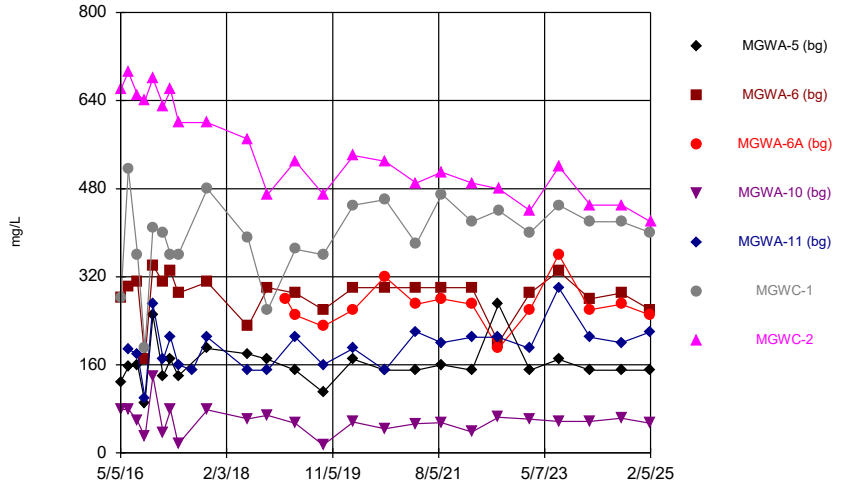

Constituent: TDS Analysis Run 3/26/2025 12:55 PM
Plant McIntosh Client: Southern Company Data: McIntosh AP-1

Sanitas™ v.10.0.24 Software licensed to Groundwater Stats Consulting. UG

Time Series

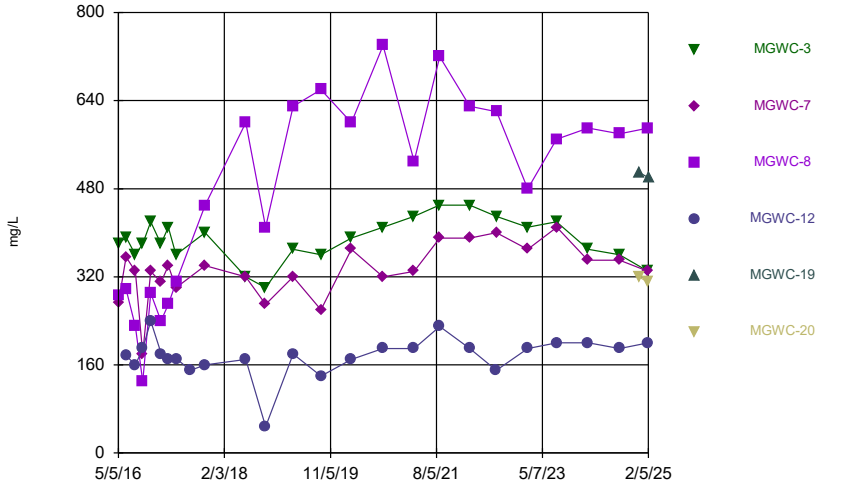

Constituent: TDS Analysis Run 3/26/2025 12:55 PM
Plant McIntosh Client: Southern Company Data: McIntosh AP-1

Sanitas™ v.10.0.24 Software licensed to Groundwater Stats Consulting. UG
Hollow symbols indicate censored values.

Time Series

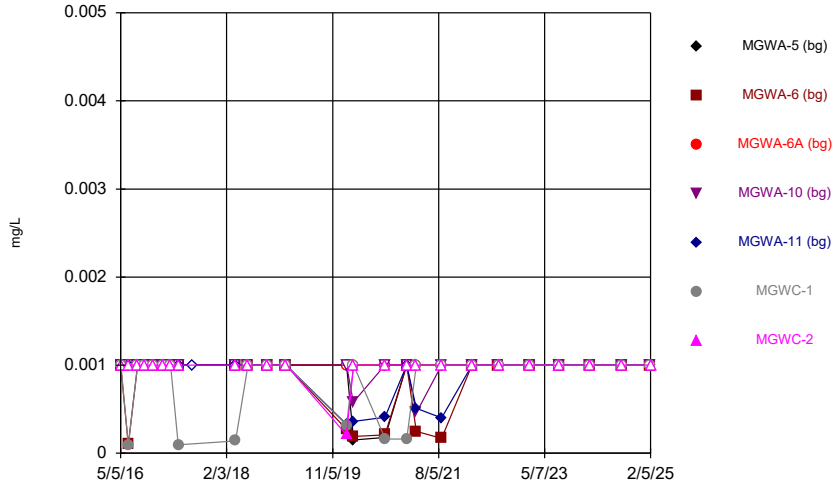

Constituent: Thallium Analysis Run 3/26/2025 12:55 PM

Plant McIntosh Client: Southern Company Data: McIntosh AP-1

Sanitas™ v.10.0.24 Software licensed to Groundwater Stats Consulting. UG
Hollow symbols indicate censored values.

Time Series

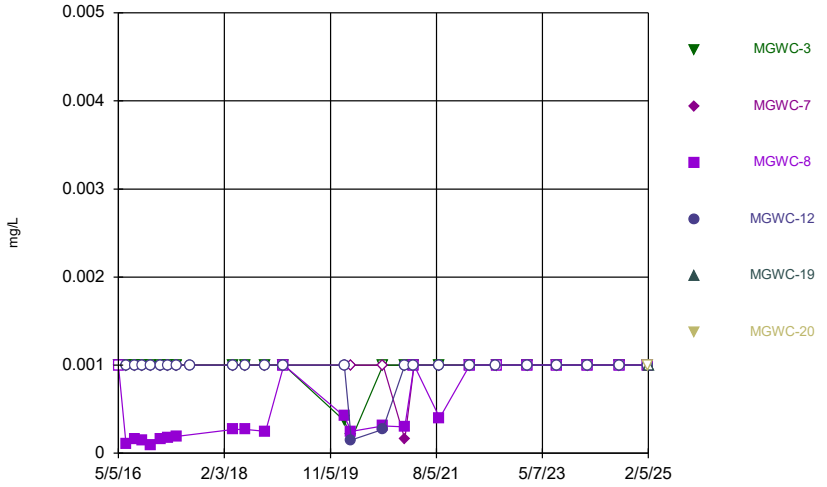

Constituent: Thallium Analysis Run 3/26/2025 12:55 PM

Plant McIntosh Client: Southern Company Data: McIntosh AP-1

Time Series

Constituent: Antimony (mg/L) Analysis Run 3/26/2025 12:56 PM

Plant McIntosh Client: Southern Company Data: McIntosh AP-1

	MGWA-5 (bg)	MGWA-6 (bg)	MGWA-6A (bg)	MGWA-10 (bg)	MGWA-11 (bg)	MGWC-1	MGWC-2
5/5/2016	0.0012 (J)	<0.002		0.00112 (J)			
5/6/2016						<0.002	<0.002
6/20/2016	<0.002			<0.002	<0.002		
6/21/2016		0.0017 (J)				<0.002	<0.002
8/15/2016	<0.002	<0.002		<0.002	<0.002		
8/16/2016						<0.002	<0.002
9/28/2016	<0.002	<0.002		<0.002	<0.002	<0.002	
9/29/2016							<0.002
11/16/2016	<0.002	<0.002		<0.002	<0.002	<0.002	<0.002
1/16/2017				<0.002			
1/17/2017	<0.002	<0.002			<0.002		
1/18/2017							<0.002
1/19/2017						<0.002	
3/2/2017	<0.002	<0.002		<0.002	<0.002	<0.002	<0.002
4/18/2017	<0.002	<0.002		<0.002	<0.002	<0.002	
4/19/2017							<0.002
7/13/2017					<0.002		
3/29/2018	<0.002	<0.002		<0.002	<0.002	<0.002	
3/30/2018							<0.002
1/28/2019				<0.002	<0.002		
1/29/2019	<0.002	<0.002	<0.002			<0.002	<0.002
1/28/2020	<0.002	<0.002	<0.002	0.00049 (J)	<0.002		
1/29/2020						<0.002	<0.002
3/9/2020				<0.002	<0.002		
3/10/2020	<0.002	<0.002	<0.002			<0.002	<0.002
9/16/2020	<0.002	<0.002	<0.002	0.00098 (J)	0.0011 (J)		<0.002
9/17/2020						<0.002	
1/25/2021				<0.002			
1/26/2021	<0.002	<0.002	<0.002		<0.002	0.00038 (J)	<0.002
3/23/2021		<0.002	<0.002	<0.002	<0.002		
3/24/2021	<0.002					<0.002	<0.002
8/23/2021				<0.002	0.00052 (J)		
8/24/2021	<0.002	<0.002	<0.002				<0.002
8/25/2021						<0.002	
2/22/2022	<0.002	<0.002	<0.002	<0.002	<0.002	<0.002	
2/23/2022							<0.002
8/2/2022	<0.002	<0.002	<0.002	<0.002	<0.002		
8/3/2022						<0.002	
8/4/2022							<0.002
2/7/2023	<0.002	<0.002	<0.002	<0.002	<0.002		
2/8/2023						<0.002	<0.002
8/1/2023	<0.002	<0.002	<0.002	<0.002	<0.002	<0.002	
8/2/2023							<0.002
2/6/2024	<0.002	<0.002	<0.002	<0.002	<0.002	<0.002	
2/7/2024							<0.002
8/13/2024	<0.002	<0.002	<0.002	<0.002	<0.002	<0.002	
8/14/2024							<0.002
2/3/2025	<0.002	<0.002					
2/4/2025			<0.002	<0.002	<0.002	<0.002	
2/5/2025							<0.002

ND substitution: RL or RL/2 if <15% NDs.

Time Series

Constituent: Antimony (mg/L) Analysis Run 3/26/2025 12:56 PM

Plant McIntosh Client: Southern Company Data: McIntosh AP-1

	MGWC-3	MGWC-7	MGWC-8	MGWC-12	MGWC-19	MGWC-20
5/5/2016		0.00197 (J)	<0.002			
5/6/2016	<0.002					
6/21/2016	0.0003 (J)	<0.002	<0.002	0.0004 (J)		
8/15/2016		<0.002	<0.002			
8/16/2016	<0.002			<0.002		
9/28/2016		<0.002	<0.002			
9/29/2016	<0.002			<0.002		
11/16/2016	<0.002	<0.002	<0.002	<0.002		
1/17/2017	<0.002	<0.002	<0.002			
1/18/2017				<0.002		
3/2/2017	<0.002	<0.002	<0.002	<0.002		
4/18/2017	<0.002	<0.002	<0.002			
4/25/2017				<0.002		
7/13/2017				<0.002		
3/29/2018		<0.002		<0.002		
3/30/2018	<0.002		<0.002			
1/29/2019	<0.002	<0.002	<0.002	<0.002		
1/28/2020		<0.002		<0.002		
1/29/2020	<0.002		<0.002			
3/10/2020	<0.002	<0.002	<0.002	<0.002		
9/16/2020				<0.002		
9/17/2020	<0.002	<0.002	<0.002			
1/26/2021	0.00044 (J)	<0.002	<0.002	<0.002		
3/24/2021	<0.002	<0.002	<0.002	<0.002		
8/24/2021	<0.002					
8/25/2021		<0.002	<0.002	<0.002		
2/22/2022				<0.002		
2/23/2022	<0.002	<0.002	<0.002			
8/2/2022				0.0015 (J)		
8/3/2022	<0.002	<0.002				
8/4/2022			<0.002			
2/7/2023	<0.002			<0.002		
2/8/2023		0.00051 (J)	<0.002			
8/1/2023	<0.002		<0.002			
8/2/2023		<0.002		<0.002		
2/6/2024		<0.002				
2/7/2024	<0.002		<0.002	<0.002		
8/14/2024	<0.002	<0.002	<0.002	<0.002		
2/4/2025	<0.002	<0.002	<0.002	<0.002		<0.002
2/5/2025					<0.002	

ND substitution: RL or RL/2 if <15% NDs.

Time Series

Constituent: Arsenic (mg/L) Analysis Run 3/26/2025 12:56 PM

Plant McIntosh Client: Southern Company Data: McIntosh AP-1

	MGWA-5 (bg)	MGWA-6 (bg)	MGWA-6A (bg)	MGWA-10 (bg)	MGWA-11 (bg)	MGWC-1	MGWC-2
5/5/2016	<0.001	0.0343		<0.001			
5/6/2016						0.00299 (J)	<0.001
6/7/2016		0.036					
6/20/2016	0.00014 (J)			0.00036 (J)	0.003 (J)		
6/21/2016		0.0352				0.0047 (J)	<0.001
8/15/2016	<0.001	0.035		0.00096 (J)	0.0033		
8/16/2016						0.003	<0.001
9/28/2016	0.00062 (J)	0.033		0.00095 (J)	0.0026	0.0036	
9/29/2016							<0.001
11/16/2016	<0.001	0.02		<0.001	0.0013	0.003	0.00068 (J)
1/16/2017				<0.001			
1/17/2017	<0.001	0.022			<0.00125		
1/18/2017							<0.001
1/19/2017						0.0024	
3/2/2017	<0.001	0.021		<0.001	0.0015	0.0027	0.00065 (J)
4/18/2017	<0.001	0.018		<0.001	0.00071 (J)	0.0024	
4/19/2017							<0.001
7/13/2017					0.00066 (J)		
3/29/2018	<0.001	0.014		<0.001	0.002	0.0023	
3/30/2018							<0.001
6/12/2018	<0.001			<0.001	0.0017		
6/13/2018		0.011				0.0021	<0.001
10/9/2018	<0.001			<0.001	0.00072 (J)		
10/10/2018		0.014				0.0024	<0.001
1/28/2019				<0.001	<0.00125		
1/29/2019	<0.001	0.00972	0.01075 (D)			0.00255	<0.001
3/25/2019	0.00069 (J)		0.0012 (J)	<0.001	0.0022		
3/26/2019		0.0097				0.002	<0.001
9/10/2019	0.00039 (J)	0.0085	0.0021	<0.001	0.0018	0.0018	0.00036 (J)
1/28/2020	0.00036 (J)	0.0063	0.0028	<0.001	0.0014		
1/29/2020						0.0021	0.0004 (J)
3/9/2020				<0.001	0.00073 (J)		
3/10/2020	0.00031 (J)	0.0093	0.0029			0.0019	<0.001
9/16/2020	0.00035 (J)	0.0089	0.011	<0.001	0.00069 (J)		<0.001
9/17/2020						0.002	
1/25/2021				<0.001			
1/26/2021	0.00034 (J)	0.0094	0.0045		0.0022	0.0033	<0.001
3/23/2021		0.0089	0.0098	0.00033 (J)	0.0023		
3/24/2021	0.00033 (J)					0.0024	<0.001
8/23/2021				<0.001	0.00077 (J)		
8/24/2021	<0.001	0.0087	0.0021				<0.001
8/25/2021						0.00092 (J)	
2/22/2022	0.00052 (J)	0.011	0.013	<0.001	0.0024	0.0014	
2/23/2022							<0.001
8/2/2022	<0.001	0.0093	0.002	<0.001	0.0022		
8/3/2022						0.0015	
8/4/2022							<0.001
2/7/2023	<0.001	0.011	0.013	<0.001	0.0025		
2/8/2023						0.0016	<0.001
8/1/2023	<0.001	0.01	0.0046	<0.001	0.0025	0.0012	
8/2/2023							<0.001
2/6/2024	0.00092 (J)	0.011	0.012	0.00088 (J)	0.0031	0.0023	

ND substitution: RL or RL/2 if <15% NDs.

Time Series

Constituent: Arsenic (mg/L) Analysis Run 3/26/2025 12:56 PM

Plant McIntosh Client: Southern Company Data: McIntosh AP-1

	MGWA-5 (bg)	MGWA-6 (bg)	MGWA-6A (bg)	MGWA-10 (bg)	MGWA-11 (bg)	MGWC-1	MGWC-2
2/7/2024							<0.001
8/13/2024	<0.001	0.011	0.0076	<0.001	0.0033	0.0018	
8/14/2024							<0.001
2/3/2025	<0.001	0.011					
2/4/2025			0.011	0.0011	0.0033	0.0014	
2/5/2025							<0.001

ND substitution: RL or RL/2 if <15% NDs.

Time Series

Constituent: Arsenic (mg/L) Analysis Run 3/26/2025 12:56 PM

Plant McIntosh Client: Southern Company Data: McIntosh AP-1

	MGWC-3	MGWC-7	MGWC-8	MGWC-12	MGWC-19	MGWC-20
5/5/2016		0.00143 (J)	<0.001			
5/6/2016	0.00154 (J)					
6/21/2016	0.0016 (J)	0.0009 (J)	<0.001	0.0015 (J)		
8/15/2016		0.0012 (J)	<0.001			
8/16/2016	0.0017			0.00082 (J)		
9/28/2016		0.00084 (J)	<0.001			
9/29/2016	0.0013			0.0019		
11/16/2016	0.0014	<0.001	<0.001	0.0017		
1/17/2017	0.00056 (J)	<0.001	<0.001			
1/18/2017				0.00096 (J)		
3/2/2017	0.0018	0.0009 (J)	<0.001	0.00082 (J)		
4/18/2017	0.0018	0.0005 (J)	0.00059 (J)			
4/25/2017				<0.001		
7/13/2017				0.00047 (J)		
3/29/2018		0.00066 (J)		0.00053 (J)		
3/30/2018	0.0017		<0.001			
6/12/2018				0.00063 (J)		
6/13/2018	0.0015	<0.001	<0.001			
10/10/2018	0.0016	<0.001	<0.001	0.00098 (J)		
1/29/2019	0.00143	<0.001	<0.001	<0.001		
3/26/2019	0.0012 (J)	<0.001	<0.001	0.00079 (J)		
9/10/2019	0.0017	0.00074 (J)	0.00056 (J)	0.0011		
1/28/2020		0.00046 (J)		0.00051 (J)		
1/29/2020	0.0017		0.00047 (J)			
3/10/2020	<0.005	<0.001	<0.001	<0.001		
9/16/2020				<0.001		
9/17/2020	0.0015	0.00045 (J)	<0.001			
1/26/2021	0.0018	<0.001	<0.001	<0.001		
3/24/2021	0.0018	0.00046 (J)	0.00099 (J)	<0.001		
8/24/2021	0.0014					
8/25/2021		0.00055 (J)	<0.001	<0.001		
2/22/2022				0.00089 (J)		
2/23/2022	0.0016	0.0004 (J)	0.00044 (J)			
8/2/2022				0.0015		
8/3/2022	0.0016	0.00052 (J)				
8/4/2022			0.00075 (J)			
2/7/2023	0.0018			0.00098 (J)		
2/8/2023		<0.001	0.001			
8/1/2023	0.0017		0.00098 (J)			
8/2/2023		<0.001		<0.001		
2/6/2024		0.0012				
2/7/2024	0.0021		0.0017	0.0012		
8/14/2024	0.0022	<0.001	0.0019	<0.001		
2/4/2025	0.0021	0.001	0.0014	0.0011		0.0022
2/5/2025					0.0014	

ND substitution: RL or RL/2 if <15% NDs.

Time Series

Constituent: Barium (mg/L) Analysis Run 3/26/2025 12:56 PM

Plant McIntosh Client: Southern Company Data: McIntosh AP-1

	MGWA-5 (bg)	MGWA-6 (bg)	MGWA-6A (bg)	MGWA-10 (bg)	MGWA-11 (bg)	MGWC-1	MGWC-2
5/5/2016	0.0295	0.0595		0.0376			
5/6/2016						0.11	0.0605
6/20/2016	0.031			0.033	0.091		
6/21/2016		0.0539				0.165	0.0613
8/15/2016	0.032	0.053		0.029	0.11		
8/16/2016						0.094	0.052
9/28/2016	0.038	0.06		0.032	0.12	0.1	
9/29/2016							0.053
11/16/2016	0.035	0.052		0.027	0.11	0.096	0.056
1/16/2017				0.022			
1/17/2017	0.039	0.051			0.11		
1/18/2017							0.06
1/19/2017						0.12	
3/2/2017	0.037	0.043		0.027	0.11	0.097	0.056
4/18/2017	0.035	0.042		0.024	0.1	0.092	
4/19/2017							0.051
7/13/2017					0.087		
3/29/2018	0.037	0.043		0.021	0.11	0.095	
3/30/2018							0.049
6/12/2018	0.036			0.025	0.068		
6/13/2018		0.037				0.096	0.05
10/9/2018	0.034			0.024	0.072		
10/10/2018		0.037				0.095	0.046
1/28/2019				0.0249	0.0834		
1/29/2019	0.0363	0.0393	0.0421			0.107	0.0496
3/25/2019	0.035		0.044	0.023	0.11		
3/26/2019		0.033				0.096	0.048
9/10/2019	0.035	0.04	0.042	0.031	0.13	0.11	0.053
1/28/2020	0.034	0.034	0.037	0.025	0.13		
1/29/2020						0.11	0.051
3/9/2020				0.023	0.094		
3/10/2020	0.043	0.031	0.035			0.13	0.049
9/16/2020	0.037	0.028	0.034	0.025	0.078		0.048
9/17/2020						0.11	
1/25/2021				0.023			
1/26/2021	0.039	0.029	0.03		0.13	0.14	0.049
3/23/2021		0.028	0.031	0.02	0.13		
3/24/2021	0.032					0.1	0.049
8/23/2021				0.024	0.096		
8/24/2021	0.027	0.026	0.026				0.047
8/25/2021						0.11	
2/22/2022	0.038	0.03	0.034	0.022	0.13	0.11	
2/23/2022							0.046
8/2/2022	0.031	0.034	0.023	0.018	0.12		
8/3/2022						0.11	
8/4/2022							0.042
2/7/2023	0.028	0.03	0.032	0.021	0.1		
2/8/2023						0.1	0.044
8/1/2023	0.037	0.029	0.029	0.021	0.12	0.1	
8/2/2023							0.04
2/6/2024	0.039	0.029	0.031	0.023	0.13	0.12	
2/7/2024							0.047

Time Series

Constituent: Barium (mg/L) Analysis Run 3/26/2025 12:56 PM

Plant McIntosh Client: Southern Company Data: McIntosh AP-1

	MGWA-5 (bg)	MGWA-6 (bg)	MGWA-6A (bg)	MGWA-10 (bg)	MGWA-11 (bg)	MGWC-1	MGWC-2
8/13/2024	0.038	0.029	0.033	0.023	0.11	0.11	
8/14/2024							0.045
2/3/2025	0.039	0.03					
2/4/2025			0.034	0.019	0.15	0.12	
2/5/2025							0.057

Time Series

Constituent: Barium (mg/L) Analysis Run 3/26/2025 12:56 PM

Plant McIntosh Client: Southern Company Data: McIntosh AP-1

	MGWC-3	MGWC-7	MGWC-8	MGWC-12	MGWC-19	MGWC-20
5/5/2016		0.039	0.0364			
5/6/2016	0.151					
6/21/2016	0.174	0.0152	0.0386	0.0439		
8/15/2016		0.015	0.03			
8/16/2016	0.13			0.041		
9/28/2016		0.014	0.034			
9/29/2016	0.14			0.052		
11/16/2016	0.14	0.013	0.034	0.044		
1/17/2017	0.16	0.014	0.038			
1/18/2017				0.056		
3/2/2017	0.15	0.013	0.037	0.04		
4/18/2017	0.14	0.011	0.04			
4/25/2017				0.042		
7/13/2017				0.043		
3/29/2018		0.01		0.061		
3/30/2018	0.13		0.041			
6/12/2018				0.063		
6/13/2018	0.14	0.0098	0.038			
10/10/2018	0.13	0.011	0.035	0.071		
1/29/2019	0.138	0.00873	0.0344	0.06		
3/26/2019	0.13	0.0086	0.032	0.06		
9/10/2019	0.15	0.012	0.035	0.073		
1/28/2020		0.012		0.069		
1/29/2020	0.15		0.033			
3/10/2020	0.15	0.013	0.036	0.056		
9/16/2020				0.1		
9/17/2020	0.16	0.0091 (J)	0.028			
1/26/2021	0.16	0.007 (J)	0.028	0.06		
3/24/2021	0.16	0.011	0.054	0.056		
8/24/2021	0.16					
8/25/2021		0.013	0.031	0.051		
2/22/2022				0.067		
2/23/2022	0.17	0.014	0.036			
8/2/2022				0.057		
8/3/2022	0.15	0.018				
8/4/2022			0.043			
2/7/2023	0.16			0.06		
2/8/2023		0.02	0.052			
8/1/2023	0.16		0.056			
8/2/2023		0.015		0.055		
2/6/2024		0.024				
2/7/2024	0.18		0.061	0.055		
8/14/2024	0.15	0.019	0.064	0.048		
2/4/2025	0.15	0.019	0.065	0.061		0.043
2/5/2025					0.025	

Time Series

Constituent: Beryllium (mg/L) Analysis Run 3/26/2025 12:56 PM

Plant McIntosh Client: Southern Company Data: McIntosh AP-1

	MGWA-5 (bg)	MGWA-6 (bg)	MGWA-6A (bg)	MGWA-10 (bg)	MGWA-11 (bg)	MGWC-1	MGWC-2
5/5/2016	<0.0025	<0.0025		<0.0025			
5/6/2016						<0.0025	<0.0025
6/20/2016	<0.0025			3.3E-05 (J)	<0.0025		
6/21/2016		<0.0025				<0.0025	<0.0025
8/15/2016	<0.0025	<0.0025		<0.0025	<0.0025		
8/16/2016						<0.0025	<0.0025
9/28/2016	<0.0025	<0.0025		<0.0025	<0.0025	<0.0025	
9/29/2016							<0.0025
11/16/2016	<0.0025	<0.0025		<0.0025	<0.0025	<0.0025	<0.0025
1/16/2017				<0.0025			
1/17/2017	<0.0025	<0.0025			<0.0025		
1/18/2017							<0.0025
1/19/2017						<0.0025	
3/2/2017	<0.0025	<0.0025		<0.0025	<0.0025	<0.0025	<0.0025
4/18/2017	<0.0025	<0.0025		<0.0025	<0.0025	<0.0025	
4/19/2017							<0.0025
7/13/2017					<0.0025		
3/29/2018	<0.0025	<0.0025		<0.0025	<0.0025	<0.0025	
3/30/2018							<0.0025
6/12/2018	<0.0025			<0.0025	<0.0025		
6/13/2018		<0.0025				<0.0025	<0.0025
10/9/2018	<0.0025			<0.0025	<0.0025		
10/10/2018		<0.0025				<0.0025	<0.0025
1/28/2019				<0.0025	<0.0025		
1/29/2019	<0.0025	<0.0025	<0.0025			<0.0025	<0.0025
1/28/2020	<0.0025	<0.0025	<0.0025	<0.0025	0.0004 (J)		
1/29/2020						0.00018 (J)	<0.0025
3/9/2020				0.00045 (J)	0.00018 (J)		
3/10/2020	<0.0025	<0.0025	<0.0025			<0.0025	<0.0025
9/16/2020	<0.0025	<0.0025	<0.0025	<0.0025	<0.0025		<0.0025
9/17/2020						<0.0025	
1/25/2021				<0.0025			
1/26/2021	<0.0025	<0.0025	<0.0025		<0.0025	<0.0025	<0.0025
3/23/2021		<0.0025	<0.0025	0.00022 (J)	<0.0025		
3/24/2021	<0.0025					<0.0025	<0.0025
8/23/2021				<0.0025	<0.0025		
8/24/2021	<0.0025	<0.0025	<0.0025				<0.0025
8/25/2021						<0.0025	
2/22/2022	<0.0025	<0.0025	<0.0025	<0.0025	<0.0025	<0.0025	
2/23/2022							<0.0025
8/2/2022	<0.0025	<0.0025	<0.0025	<0.0025	<0.0025		
8/3/2022						<0.0025	
8/4/2022							<0.0025
2/7/2023	<0.0025	<0.0025	<0.0025	<0.0025	<0.0025		
2/8/2023						<0.0025	<0.0025
8/1/2023	<0.0025	<0.0025	<0.0025	<0.0025	<0.0025	<0.0025	
8/2/2023							<0.0025
2/6/2024	<0.0025	<0.0025	<0.0025	<0.0025	<0.0025	<0.0025	
2/7/2024							<0.0025
8/13/2024	<0.0025	<0.0025	<0.0025	<0.0025	<0.0025	<0.0025	
8/14/2024							<0.0025
2/3/2025	<0.0025	<0.0025					

ND substitution: RL or RL/2 if <15% NDs.

Time Series

Constituent: Beryllium (mg/L) Analysis Run 3/26/2025 12:56 PM

Plant McIntosh Client: Southern Company Data: McIntosh AP-1

	MGWA-5 (bg)	MGWA-6 (bg)	MGWA-6A (bg)	MGWA-10 (bg)	MGWA-11 (bg)	MGWC-1	MGWC-2
2/4/2025			<0.0025	<0.0025	<0.0025	<0.0025	
2/5/2025							<0.0025

ND substitution: RL or RL/2 if <15% NDs.

Time Series

Constituent: Beryllium (mg/L) Analysis Run 3/26/2025 12:56 PM

Plant McIntosh Client: Southern Company Data: McIntosh AP-1

	MGWC-3	MGWC-7	MGWC-8	MGWC-12	MGWC-19	MGWC-20
5/5/2016		<0.0025	<0.0025			
5/6/2016	<0.0025					
6/21/2016	<0.0025	<0.0025	0.0004 (J)	<0.0025		
8/15/2016		<0.0025	0.00053 (J)			
8/16/2016	<0.0025			<0.0025		
9/28/2016		<0.0025	0.00049 (J)			
9/29/2016	<0.0025			<0.0025		
11/16/2016	<0.0025	<0.0025	0.0004 (J)	<0.0025		
1/17/2017	<0.0025	<0.0025	0.00084 (J)			
1/18/2017				<0.0025		
3/2/2017	<0.0025	<0.0025	0.00068 (J)	<0.0025		
4/18/2017	<0.0025	<0.0025	0.00067 (J)			
4/25/2017				<0.0025		
7/13/2017				<0.0025		
3/29/2018		<0.0025		<0.0025		
3/30/2018	<0.0025		0.0015 (J)			
6/12/2018				<0.0025		
6/13/2018	<0.0025	<0.0025	0.0012 (J)			
10/10/2018	<0.0025	<0.0025	0.0016 (J)	<0.0025		
1/29/2019	<0.0025	<0.0025	<0.0025	<0.0025		
1/28/2020		<0.0025		<0.0025		
1/29/2020	0.00031 (J)		0.0019			
3/10/2020	<0.0025	<0.0025	0.0013 (J)	<0.0025		
9/16/2020				<0.0025		
9/17/2020	<0.0025	<0.0025	0.0019 (J)			
1/26/2021	<0.0025	<0.0025	0.0018 (J)	<0.0025		
3/24/2021	<0.0025	<0.0025	<0.0025	<0.0025		
8/24/2021	<0.0025					
8/25/2021		<0.0025	0.0015 (J)	<0.0025		
2/22/2022				<0.0025		
2/23/2022	<0.0025	<0.0025	0.0014 (J)			
8/2/2022				<0.0025		
8/3/2022	<0.0025	<0.0025				
8/4/2022			0.00064 (J)			
2/7/2023	<0.0025			<0.0025		
2/8/2023		<0.0025	0.0002 (J)			
8/1/2023	<0.0025		0.00025 (J)			
8/2/2023		<0.0025		<0.0025		
2/6/2024		<0.0025				
2/7/2024	<0.0025		<0.0025	<0.0025		
8/14/2024	<0.0025	<0.0025	<0.0025	<0.0025		
2/4/2025	<0.0025	<0.0025	<0.0025	<0.0025		<0.0025
2/5/2025					<0.0025	

ND substitution: RL or RL/2 if <15% NDs.

Time Series

Constituent: Boron (mg/L) Analysis Run 3/26/2025 12:56 PM

Plant McIntosh Client: Southern Company Data: McIntosh AP-1

	MGWA-5 (bg)	MGWA-6 (bg)	MGWA-6A (bg)	MGWA-10 (bg)	MGWA-11 (bg)	MGWC-1	MGWC-2
5/5/2016	<0.08	0.157		<0.08			
5/6/2016						0.567	3.78
6/20/2016	0.013 (J)			0.011 (J)	0.017 (J)		
6/21/2016		0.124				1.55	3.1
8/15/2016	0.023 (J)	0.18		0.022 (J)	0.032 (J)		
8/16/2016						0.85	2.8
9/28/2016	<0.08	0.17		0.023 (J)	0.021 (J)	0.7	
9/29/2016							3.1
11/16/2016	<0.08	0.17		<0.08	<0.08	0.88	3.9
1/16/2017				0.021 (J)			
1/17/2017	<0.08	0.17			<0.08		
1/18/2017							3.7
1/19/2017						1.5	
3/2/2017	<0.08	0.14		<0.08	<0.08	0.89	3.3
4/18/2017	<0.08	0.14		<0.08	<0.08	1.1	
4/19/2017							3.7
7/13/2017					<0.08		
10/10/2017	<0.08	0.12		0.021 (J)	0.025 (J)	1.9	3.4
6/12/2018	<0.08			<0.08	<0.08		
6/13/2018		0.11				1.2	3
10/9/2018	<0.08			<0.08	<0.08		
10/10/2018		0.096				1.2	3
1/29/2019			<0.08				
3/25/2019	<0.08		<0.08	<0.08	<0.08		
3/26/2019		0.079				1.3	2.6
9/10/2019	<0.08	0.097	0.04 (J)	<0.08	<0.08	1.5	2.4
3/9/2020				0.045 (J)	<0.08		
3/10/2020	<0.08	0.051 (J)	<0.08			1.9	2.3
9/16/2020	<0.08	0.041 (J)	0.04 (J)	<0.08	0.045 (J)		2.1
9/17/2020						1.8	
3/23/2021		<0.08	<0.08	<0.08	0.047 (J)		
3/24/2021	<0.08					0.57	2.4
8/23/2021				<0.08	0.043 (J)		
8/24/2021	<0.08	<0.08	<0.08				2.2
8/25/2021						1.7	
2/22/2022	<0.08	<0.08	<0.08	<0.08	<0.08	1.7	
2/23/2022							2
8/2/2022	<0.08	<0.08	<0.08	<0.08	<0.08		
8/3/2022						1.7	
8/4/2022							1.9
2/7/2023	0.022 (J)	0.028 (J)	0.039 (J)	<0.08	0.028 (J)		
2/8/2023						1.5	1.8
8/1/2023	0.037 (J)	0.057 (J)	0.038 (J)	0.035 (J)	0.045 (J)	1.6	
8/2/2023							1.8
2/6/2024	0.044 (J)	0.026 (J)	0.084	<0.08	0.047 (J)	1.6	
2/7/2024							1.9
8/13/2024	0.026 (J)	0.031 (J)	0.033 (J)	<0.08	0.026 (J)	1.7	
8/14/2024							1.7
2/3/2025	0.081	0.028 (J)					
2/4/2025			0.03 (J)	<0.08	0.035 (J)	1.6	
2/5/2025							1.7

ND substitution: RL or RL/2 if <15% NDs.

Time Series

Constituent: Boron (mg/L) Analysis Run 3/26/2025 12:56 PM

Plant McIntosh Client: Southern Company Data: McIntosh AP-1

	MGWC-3	MGWC-7	MGWC-8	MGWC-12	MGWC-19	MGWC-20
5/5/2016		0.855	0.976			
5/6/2016	0.926					
6/21/2016	0.792	1.15	0.862	0.0201 (J)		
8/15/2016		1.3	0.8			
8/16/2016	1			0.055		
9/28/2016		1.3	0.8			
9/29/2016	1			<0.08		
11/16/2016	1.2	1.3	0.98	0.055		
1/17/2017	1.3	1.3	1.6			
1/18/2017				0.097		
3/2/2017	1.3	1.3	1.8	0.064		
4/18/2017	1.8	1.5	2.4			
4/25/2017				<0.08		
7/13/2017				<0.08		
10/10/2017	1.7	1.4	4.2	<0.08		
6/12/2018				<0.08		
6/13/2018	1.6	1.4	4.9			
10/10/2018	1.6	1.4	5.1	0.034 (J)		
3/26/2019	1.5	1.5	5.1	0.032 (J)		
9/10/2019	1.5	1.5	4.8	0.06 (J)		
3/10/2020	1.3	1.4	4	<0.08		
9/16/2020				<0.08		
9/17/2020	1.2	1.4	4.4			
3/24/2021	1.2	1.5	3.6	<0.08		
8/24/2021	0.97					
8/25/2021		1.6	4.2	0.11		
2/22/2022				<0.08		
2/23/2022	0.83	2.1	4.1			
8/2/2022				0.071 (J)		
8/3/2022	0.76	2.3				
8/4/2022			4.3			
2/7/2023	0.63			0.067 (J)		
2/8/2023		2.1	3.9			
8/1/2023	0.65		4.3			
8/2/2023		2.2		0.062 (J)		
2/6/2024		2.4				
2/7/2024	0.59		5.1	0.023 (J)		
8/14/2024	0.42	2.1	5.1	0.029 (J)		
12/9/2024					1.3	1.4
2/4/2025	0.45	2.4	5.9	0.03 (J)		1.6
2/5/2025					1.4	

ND substitution: RL or RL/2 if <15% NDs.

Time Series

Constituent: Cadmium (mg/L) Analysis Run 3/26/2025 12:56 PM

Plant McIntosh Client: Southern Company Data: McIntosh AP-1

	MGWA-5 (bg)	MGWA-6 (bg)	MGWA-6A (bg)	MGWA-10 (bg)	MGWA-11 (bg)	MGWC-1	MGWC-2
5/5/2016	<0.0025	<0.0025		<0.0025			
5/6/2016						0.000126 (J)	0.00166
6/20/2016	<0.0025			<0.0025	<0.0025		
6/21/2016		<0.0025				0.0005 (J)	0.0008 (J)
8/15/2016	<0.0025	<0.0025		<0.0025	<0.0025		
8/16/2016						<0.0025	0.0034
9/28/2016	<0.0025	<0.0025		<0.0025	<0.0025	<0.0025	
9/29/2016							0.0027
11/16/2016	<0.0025	<0.0025		<0.0025	<0.0025	<0.0025	0.0022 (J)
1/16/2017				<0.0025			
1/17/2017	<0.0025	<0.0025			<0.0025		
1/18/2017							0.008
1/19/2017						<0.0025	
3/2/2017	<0.0025	<0.0025		<0.0025	<0.0025	<0.0025	0.005
4/18/2017	<0.0025	<0.0025		<0.0025	<0.0025	<0.0025	
4/19/2017							0.0011 (J)
7/13/2017					<0.0025		
3/29/2018	<0.0025	<0.0025		<0.0025	<0.0025	<0.0025	
3/30/2018							0.0016 (J)
6/12/2018	<0.0025			<0.0025	<0.0025		
6/13/2018		<0.0025				<0.0025	0.0016 (J)
10/9/2018	<0.0025			<0.0025	<0.0025		
10/10/2018		<0.0025				<0.0025	0.001 (J)
1/28/2019				<0.0025	<0.0025		
1/29/2019	<0.0025	<0.0025	<0.0025			<0.0025	0.00315
3/25/2019	<0.0025		<0.0025	<0.0025	<0.0025		
3/26/2019		<0.0025				<0.0025	0.0019 (J)
9/10/2019	<0.0025	<0.0025	<0.0025	<0.0025	<0.0025	0.00017 (J)	0.0011
1/28/2020	<0.0025	<0.0025	<0.0025	<0.0025	<0.0025		
1/29/2020						<0.0025	0.0054
3/9/2020				0.00023 (J)	<0.0025		
3/10/2020	<0.0025	<0.0025	<0.0025			<0.0025	0.0011 (J)
9/16/2020	<0.0025	<0.0025	<0.0025	<0.0025	<0.0025		0.00053 (J)
9/17/2020						<0.0025	
1/25/2021				<0.0025			
1/26/2021	<0.0025	<0.0025	<0.0025		<0.0025	0.00024 (J)	0.0011 (J)
3/23/2021		<0.0025	<0.0025	<0.0025	<0.0025		
3/24/2021	<0.0025					<0.0025	0.0022 (J)
8/23/2021				<0.0025	<0.0025		
8/24/2021	<0.0025	<0.0025	<0.0025				0.00054 (J)
8/25/2021						<0.0025	
2/22/2022	<0.0025	<0.0025	<0.0025	<0.0025	<0.0025	<0.0025	
2/23/2022							0.0039
8/2/2022	<0.0025	<0.0025	<0.0025	<0.0025	<0.0025		
8/3/2022						8.5E-05 (J)	
8/4/2022							0.0002 (J)
2/7/2023	<0.0025	<0.0025	<0.0025	<0.0025	<0.0025		
2/8/2023						0.00012 (J)	0.0021 (J)
8/1/2023	<0.0025	<0.0025	<0.0025	<0.0025	<0.0025	<0.0025	
8/2/2023							0.00032 (J)
2/6/2024	<0.0025	<0.0025	<0.0025	<0.0025	<0.0025	<0.0025	
2/7/2024							0.00034 (J)

ND substitution: RL or RL/2 if <15% NDs.

Time Series

Constituent: Cadmium (mg/L) Analysis Run 3/26/2025 12:56 PM

Plant McIntosh Client: Southern Company Data: McIntosh AP-1

	MGWA-5 (bg)	MGWA-6 (bg)	MGWA-6A (bg)	MGWA-10 (bg)	MGWA-11 (bg)	MGWC-1	MGWC-2
8/13/2024	<0.0025	<0.0025	<0.0025	<0.0025	<0.0025	<0.0025	
8/14/2024							0.00068 (J)
2/3/2025	<0.0025	<0.0025					
2/4/2025			<0.0025	<0.0025	<0.0025	<0.0025	
2/5/2025							0.00021 (J)

ND substitution: RL or RL/2 if <15% NDs.

Time Series

Constituent: Cadmium (mg/L) Analysis Run 3/26/2025 12:56 PM

Plant McIntosh Client: Southern Company Data: McIntosh AP-1

	MGWC-3	MGWC-7	MGWC-8	MGWC-12	MGWC-19	MGWC-20
5/5/2016		<0.0025	0.000784 (J)			
5/6/2016	<0.0025					
6/21/2016	<0.0025	<0.0025	0.0003 (J)	<0.0025		
8/15/2016		<0.0025	<0.0025			
8/16/2016	<0.0025			<0.0025		
9/28/2016		<0.0025	<0.0025			
9/29/2016	<0.0025			<0.0025		
11/16/2016	<0.0025	<0.0025	<0.0025	<0.0025		
1/17/2017	<0.0025	<0.0025	<0.0025			
1/18/2017				<0.0025		
3/2/2017	<0.0025	<0.0025	<0.0025	<0.0025		
4/18/2017	<0.0025	<0.0025	0.00044 (J)			
4/25/2017				<0.0025		
7/13/2017				<0.0025		
3/29/2018		<0.0025		<0.0025		
3/30/2018	<0.0025		0.00058 (J)			
6/12/2018				<0.0025		
6/13/2018	<0.0025	<0.0025	0.00076 (J)			
10/10/2018	<0.0025	<0.0025	0.00035 (J)	<0.0025		
1/29/2019	<0.0025	<0.0025	<0.0025	<0.0025		
3/26/2019	<0.0025	<0.0025	0.0005 (J)	<0.0025		
9/10/2019	<0.0025	<0.0025	0.00079 (J)	<0.0025		
1/28/2020		<0.0025		<0.0025		
1/29/2020	<0.0025		0.0009 (J)			
3/10/2020	<0.0025	<0.0025	0.0011 (J)	<0.0025		
9/16/2020				<0.0025		
9/17/2020	<0.0025	0.00023 (J)	0.00072 (J)			
1/26/2021	<0.0025	<0.0025	0.0016 (J)	<0.0025		
3/24/2021	<0.0025	<0.0025	0.001 (J)	<0.0025		
8/24/2021	<0.0025					
8/25/2021		<0.0025	0.0046	<0.0025		
2/22/2022				<0.0025		
2/23/2022	<0.0025	<0.0025	0.0014 (J)			
8/2/2022				<0.0025		
8/3/2022	<0.0025	0.00041 (J)				
8/4/2022			0.0037			
2/7/2023	<0.0025			<0.0025		
2/8/2023		<0.0025	0.0018 (J)			
8/1/2023	<0.0025		0.002 (J)			
8/2/2023		0.00031 (J)		<0.0025		
2/6/2024		<0.0025				
2/7/2024	<0.0025		0.0034	<0.0025		
8/14/2024	<0.0025	0.00012 (J)	0.0085	<0.0025		
2/4/2025	<0.0025	<0.0025	0.0076	<0.0025		0.0049
2/5/2025					<0.0025	

ND substitution: RL or RL/2 if <15% NDs.

Time Series

Constituent: Calcium (mg/L) Analysis Run 3/26/2025 12:56 PM

Plant McIntosh Client: Southern Company Data: McIntosh AP-1

	MGWA-5 (bg)	MGWA-6 (bg)	MGWA-6A (bg)	MGWA-10 (bg)	MGWA-11 (bg)	MGWC-1	MGWC-2
5/5/2016	27	105		8.83			
5/6/2016						92.5	131
6/20/2016	29.4			8.1	35.5		
6/21/2016		91.2				119	119
8/15/2016	26	94		6.1	34		
8/16/2016						84	120
9/28/2016	31	110		7.2	38	92	
9/29/2016							140
11/16/2016	26	98		5.2	33	83	120
1/16/2017				3.8			
1/17/2017	29	100			34		
1/18/2017							130
1/19/2017						110	
3/2/2017	28	100		5.4	35	89	120
4/18/2017	27	110		5	33	100	
4/19/2017							120
7/13/2017					30		
10/10/2017	31	110		4.8	39	120	130
6/12/2018	25			4.8	26		
6/13/2018		100				100	120
10/9/2018	29			4.5	29		
10/10/2018		100				100	120
12/5/2018					28		
1/29/2019			95.1				
3/25/2019	27		89	4.6	37		
3/26/2019		100				100	110
9/10/2019	27	110	86	4.9	36	110	110
3/9/2020				4	32		
3/10/2020	29	100	90			120	110
9/16/2020	28	100	93	6.8	30		110
9/17/2020						110	
3/23/2021		110	97	4	42		
3/24/2021	28					100	120
8/23/2021				5.8	34		
8/24/2021	27	100	83				110
8/25/2021						120	
2/22/2022	25	97	90	3.3	36	100	
2/23/2022							100
8/2/2022	26	110	94	3.1	36		
8/3/2022						110	
8/4/2022							98
2/7/2023	26	110	99	3.6	34		
2/8/2023						110	100
8/1/2023	28	110	110	3.9	39	110	
8/2/2023							100
2/6/2024	26	100	100	3.9	40	110	
2/7/2024							110
8/13/2024	28	110	110	4.2	35	120	
8/14/2024							110
2/3/2025	29	110					
2/4/2025			110	3.2	44	120	
2/5/2025							100

Time Series

Constituent: Calcium (mg/L) Analysis Run 3/26/2025 12:56 PM

Plant McIntosh Client: Southern Company Data: McIntosh AP-1

	MGWC-3	MGWC-7	MGWC-8	MGWC-12	MGWC-19	MGWC-20
5/5/2016		45	41.2			
5/6/2016	109					
6/21/2016	99.7	52.8	44.7	25.5		
8/15/2016		50	27			
8/16/2016	97			25		
9/28/2016		58	32			
9/29/2016	100			30		
11/16/2016	94	50	27	26		
1/17/2017	100	52	32			
1/18/2017				32		
3/2/2017	99	52	33	26		
4/18/2017	120	56	59			
4/25/2017				26		
7/13/2017				26		
10/10/2017	110	56	74	28		
6/12/2018				30		
6/13/2018	100	51	84			
10/10/2018	96	51	87	35		
12/5/2018		49				
3/26/2019	99	52	96	33		
9/10/2019	99	53	97	33		
3/10/2020	110	55	100	30		
9/16/2020				25		
9/17/2020	110	48	100			
3/24/2021	120	51	120	32		
8/24/2021	110					
8/25/2021		59	96	31		
2/22/2022				35		
2/23/2022	120	61	97			
8/2/2022				34		
8/3/2022	110	66				
8/4/2022			100			
2/7/2023	110			30		
2/8/2023		65	110			
8/1/2023	120		120			
8/2/2023		57		31		
2/6/2024		56				
2/7/2024	100		120	29		
8/14/2024	110	60	130	28		
12/9/2024					120	47
2/4/2025	110	61	130	36		49
2/5/2025					110	

Time Series

Constituent: Chloride (mg/L) Analysis Run 3/26/2025 12:56 PM

Plant McIntosh Client: Southern Company Data: McIntosh AP-1

	MGWA-5 (bg)	MGWA-6 (bg)	MGWA-6A (bg)	MGWA-10 (bg)	MGWA-11 (bg)	MGWC-1	MGWC-2
5/5/2016	6.51	9.67		7.35			
5/6/2016						13.2	41
6/20/2016	5.9			7	4.3		
6/21/2016		9.2				15	20
8/15/2016	6.4	10		7.5	4.1		
8/16/2016						14	20
9/28/2016	6.1	10		7	3.9	14	
9/29/2016							19
11/16/2016	6.1	10		7.5	4.1	14	20
1/16/2017				7.7			
1/17/2017	5.7	9.4			3.9		
1/18/2017							18
1/19/2017						14	
3/2/2017	5.3	8.6		6.9	3.5	13	18
4/18/2017	5.3	8.9		6.8	3.7	13	
4/19/2017							17
7/13/2017					4.2		
10/10/2017	5.3	8.3		6.9	3.4	14	16
6/12/2018	5.1			6.7	4.6		
6/13/2018		7				13	16
10/9/2018	5.6			7.1	4.5		
10/10/2018		6.9				14	15
12/5/2018					4.1		
1/29/2019			4.51				
3/25/2019	4.7		4.4	6.8	3.4		
3/26/2019		5.8				13	14
9/10/2019	5.1	6	4.2	7	3.5	13	13
3/9/2020				7.4	4.5		
3/10/2020	5.4	5.1	4			14	12
9/16/2020	5.2	4.3	3.7	7	4.6		12
9/17/2020						14	
3/23/2021		4	4.1	7.8	3.8		
3/24/2021	5.5					14	13
8/23/2021				7.3	4.4		
8/24/2021	5.5	4	3.9				13
8/25/2021						14	
2/22/2022	5.1	4	3.3	7.1	3.1	13	
2/23/2022							13
8/2/2022	3.5	2.6	2.8	7.4	3.4		
8/3/2022						13	
8/4/2022							12
2/7/2023	4.7	3.1	3.2	7	4.2		
2/8/2023						12	11
8/1/2023	5.2	3.3	3.4	7.4	3.3	13	
8/2/2023							12
2/6/2024	4.9	3.1	3.2	7.2	3.3	12	
2/7/2024							12
8/13/2024	5.2	3.4	3.5	7.6	4.9	13	
8/14/2024							12
2/3/2025	5.4	3.4					
2/4/2025			3.5	8	3.8	20	
2/5/2025							12

Time Series

Constituent: Chloride (mg/L) Analysis Run 3/26/2025 12:56 PM

Plant McIntosh Client: Southern Company Data: McIntosh AP-1

	MGWC-3	MGWC-7	MGWC-8	MGWC-12	MGWC-19	MGWC-20
5/5/2016		13	10.1			
5/6/2016	12.5					
6/21/2016	13	13	10	4.4		
8/15/2016		14	9.5			
8/16/2016	13			4.6		
9/28/2016		13	9.2			
9/29/2016	13			4.4		
11/16/2016	14	13	9.5	4.5		
1/17/2017	14	13	10			
1/18/2017				4.2		
3/2/2017	13	13	9.3	3.9		
4/18/2017	13	12	10			
4/25/2017				4		
7/13/2017				4		
10/10/2017	14	12	11	4		
6/12/2018				4		
6/13/2018	13	12	11			
10/10/2018	14	12	10	4.2		
12/5/2018		11				
3/26/2019	14	11	11	3.8		
9/10/2019	13	9.9	10	4.1		
3/10/2020	15	10	12	4.1		
9/16/2020				5.1		
9/17/2020	14	9.6	10			
3/24/2021	14	10	18	5.7		
8/24/2021	14					
8/25/2021		9.9	11	4.9		
2/22/2022				4		
2/23/2022	14	9.8	11			
8/2/2022				4.9		
8/3/2022	13	11				
8/4/2022			13			
2/7/2023	11			4.2		
2/8/2023		11	13			
8/1/2023	12		13			
8/2/2023		11		4.5		
2/6/2024		10				
2/7/2024	11		13	4.9		
8/14/2024	11	11	13	5.5		
12/9/2024					16	16
2/4/2025	19	10	11	5.7		14
2/5/2025					13	

Time Series

Constituent: Chromium (mg/L) Analysis Run 3/26/2025 12:56 PM

Plant McIntosh Client: Southern Company Data: McIntosh AP-1

	MGWA-5 (bg)	MGWA-6 (bg)	MGWA-6A (bg)	MGWA-10 (bg)	MGWA-11 (bg)	MGWC-1	MGWC-2
5/5/2016	<0.002	<0.002		0.00249 (J)			
5/6/2016						<0.002	<0.002
6/20/2016	0.00024 (J)			0.0026 (J)	0.00066 (J)		
6/21/2016		<0.002				<0.002	<0.002
8/15/2016	<0.002	<0.002		0.0029	<0.002		
8/16/2016						<0.002	<0.002
9/28/2016	<0.002	<0.002		0.0027	<0.002	<0.002	
9/29/2016							<0.002
11/16/2016	<0.002	<0.002		0.0026	<0.002	<0.002	<0.002
1/16/2017				0.0029			
1/17/2017	<0.002	<0.002			<0.002		
1/18/2017							<0.002
1/19/2017						<0.002	
3/2/2017	0.0032	0.0032		0.0063	0.003	0.0036	0.0033
4/18/2017	<0.002	<0.002		0.0031	<0.002	<0.002	
4/19/2017							<0.002
7/13/2017					<0.002		
3/29/2018	<0.002	<0.002		0.0039	<0.002	<0.002	
3/30/2018							<0.002
6/12/2018	<0.002			0.0038	<0.002		
6/13/2018		<0.002				<0.002	<0.002
10/9/2018	<0.002			0.0037	<0.002		
10/10/2018		<0.002				<0.002	<0.002
1/28/2019				0.00545	<0.002		
1/29/2019	<0.002	<0.002	<0.002			<0.002	<0.002
1/28/2020	<0.002	<0.002	<0.002	0.0044	<0.002		
1/29/2020						<0.002	<0.002
3/9/2020				0.0042	<0.002		
3/10/2020	<0.002	<0.002	<0.002			<0.002	<0.002
9/16/2020	<0.002	<0.002	<0.002	0.0039	<0.002		<0.002
9/17/2020						<0.002	
1/25/2021				0.0044			
1/26/2021	<0.002	<0.002	<0.002		<0.002	0.0023	<0.002
3/23/2021		<0.002	<0.002	0.0043	<0.002		
3/24/2021	<0.002					<0.002	<0.002
8/23/2021				0.0045	<0.002		
8/24/2021	<0.002	<0.002	<0.002				<0.002
8/25/2021						<0.002	
2/22/2022	<0.002	<0.002	<0.002	0.0039	<0.002	<0.002	
2/23/2022							<0.002
8/2/2022	<0.002	<0.002	<0.002	0.003	<0.002		
8/3/2022						<0.002	
8/4/2022							<0.002
2/7/2023	<0.002	<0.002	<0.002	0.0053	<0.002		
2/8/2023						0.0014 (J)	<0.002
8/1/2023	<0.002	<0.002	<0.002	0.0044	<0.002	<0.002	
8/2/2023							<0.002
2/6/2024	<0.002	<0.002	<0.002	0.0066	<0.002	<0.002	
2/7/2024							<0.002
8/13/2024	<0.002	<0.002	<0.002	0.0044	<0.002	<0.002	
8/14/2024							<0.002
2/3/2025	<0.002	<0.002					

ND substitution: RL or RL/2 if <15% NDs.

Time Series

Constituent: Chromium (mg/L) Analysis Run 3/26/2025 12:56 PM

Plant McIntosh Client: Southern Company Data: McIntosh AP-1

	MGWA-5 (bg)	MGWA-6 (bg)	MGWA-6A (bg)	MGWA-10 (bg)	MGWA-11 (bg)	MGWC-1	MGWC-2
2/4/2025			<0.002	0.0051	0.0014 (J)	0.0015 (J)	
2/5/2025							0.0027

ND substitution: RL or RL/2 if <15% NDs.

Time Series

Constituent: Chromium (mg/L) Analysis Run 3/26/2025 12:56 PM

Plant McIntosh Client: Southern Company Data: McIntosh AP-1

	MGWC-3	MGWC-7	MGWC-8	MGWC-12	MGWC-19	MGWC-20
5/5/2016		<0.002	<0.002			
5/6/2016	<0.002					
6/21/2016	<0.002	<0.002	<0.002	<0.002		
8/15/2016		<0.002	<0.002			
8/16/2016	<0.002			<0.002		
9/28/2016		<0.002	<0.002			
9/29/2016	<0.002			<0.002		
11/16/2016	<0.002	<0.002	<0.002	<0.002		
1/17/2017	<0.002	<0.002	<0.002			
1/18/2017				<0.002		
3/2/2017	0.003	0.0034	0.0031	0.0032		
4/18/2017	<0.002	<0.002	<0.002			
4/25/2017				<0.002		
7/13/2017				<0.002		
3/29/2018		<0.002		<0.002		
3/30/2018	<0.002		<0.002			
6/12/2018				<0.002		
6/13/2018	<0.002	<0.002	<0.002			
10/10/2018	<0.002	<0.002	<0.002	<0.002		
1/29/2019	<0.002	<0.002	<0.002	<0.002		
1/28/2020		0.0015 (J)		<0.002		
1/29/2020	<0.002		<0.002			
3/10/2020	<0.002	<0.002	<0.002	<0.002		
9/16/2020				0.029		
9/17/2020	<0.002	<0.002	<0.002			
1/26/2021	<0.002	<0.002	<0.002	<0.002		
3/24/2021	<0.002	<0.002	<0.002	<0.002		
8/24/2021	<0.002					
8/25/2021		<0.002	<0.002	<0.002		
2/22/2022				<0.002		
2/23/2022	<0.002	<0.002	<0.002			
8/2/2022				<0.002		
8/3/2022	<0.002	<0.002				
8/4/2022			<0.002			
2/7/2023	<0.002			0.0012 (J)		
2/8/2023		0.0013 (J)	0.0013 (J)			
8/1/2023	<0.002		<0.002			
8/2/2023		<0.002		<0.002		
2/6/2024		<0.002				
2/7/2024	<0.002		<0.002	<0.002		
8/14/2024	<0.002	<0.002	<0.002	<0.002		
2/4/2025	<0.002	<0.002	<0.002	<0.002		<0.002
2/5/2025					<0.002	

ND substitution: RL or RL/2 if <15% NDs.

Time Series

Constituent: Cobalt (mg/L) Analysis Run 3/26/2025 12:56 PM

Plant McIntosh Client: Southern Company Data: McIntosh AP-1

	MGWA-5 (bg)	MGWA-6 (bg)	MGWA-6A (bg)	MGWA-10 (bg)	MGWA-11 (bg)	MGWC-1	MGWC-2
5/5/2016	<0.0025	<0.0025		<0.0025			
5/6/2016						<0.0025	0.00311 (J)
6/20/2016	1.2E-05 (J)			0.00018 (J)	3.9E-05 (J)		
6/21/2016		0.0003 (J)				0.0012 (J)	0.0031 (J)
8/15/2016	<0.0025	0.00049 (J)		<0.0025	<0.0025		
8/16/2016						0.00047 (J)	0.0034
9/28/2016	<0.0025	0.00043 (J)		<0.0025	<0.0025	0.00058 (J)	
9/29/2016							0.0032
11/16/2016	<0.0025	<0.0025		<0.0025	<0.0025	<0.0025	0.0032
1/16/2017				<0.0025			
1/17/2017	<0.0025	<0.0025			<0.0025		
1/18/2017							0.0032
1/19/2017						0.0004 (J)	
3/2/2017	<0.0025	0.00046 (J)		<0.0025	<0.0025	<0.0025	0.0042
4/18/2017	<0.0025	0.00044 (J)		<0.0025	<0.0025	<0.0025	
4/19/2017							0.0035
7/13/2017					<0.0025		
3/29/2018	<0.0025	0.00065 (J)		<0.0025	<0.0025	<0.0025	
3/30/2018							0.0037
6/12/2018	<0.0025			<0.0025	<0.0025		
6/13/2018		<0.0025				<0.0025	0.0035
10/9/2018	<0.0025			<0.0025	<0.0025		
10/10/2018		0.00051 (J)				<0.0025	0.0034
12/4/2018	<0.0025						
12/5/2018		0.00046 (J)		<0.0025	<0.0025		
12/6/2018						<0.0025	0.0031
1/28/2019				<0.0025	<0.0025		
1/29/2019	<0.0025	<0.0025	<0.0025			<0.0025	0.00293
3/25/2019	<0.0025		<0.0025	<0.0025	<0.0025		
3/26/2019		<0.0025				<0.0025	0.003
9/10/2019	<0.0025	0.00037 (J)	0.0002 (J)	0.00011 (J)	<0.0025	0.00032 (J)	0.0027
1/28/2020	<0.0025	0.00041 (J)	0.00024 (J)	<0.0025	<0.0025		
1/29/2020						0.00027 (J)	0.003
3/9/2020				<0.0025	<0.0025		
3/10/2020	<0.0025	0.00038 (J)	0.00032 (J)			<0.0025	0.0024 (J)
9/16/2020	<0.0025	<0.0025	0.00038 (J)	<0.0025	<0.0025		0.002 (J)
9/17/2020						0.0002 (J)	
1/25/2021				<0.0025			
1/26/2021	<0.0025	0.00027 (J)	0.00035 (J)		<0.0025	0.00031 (J)	0.0021 (J)
3/23/2021		0.00025 (J)	0.00036 (J)	0.00014 (J)	<0.0025		
3/24/2021	<0.0025					<0.0025	0.0019 (J)
8/23/2021				<0.0025	<0.0025		
8/24/2021	<0.0025	<0.0025	0.0017 (J)				0.0018 (J)
8/25/2021						0.00018 (J)	
2/22/2022	<0.0025	<0.0025	0.00049 (J)	<0.0025	<0.0025	<0.0025	
2/23/2022							0.0016 (J)
8/2/2022	0.012 (O)	0.0003 (J)	0.00034 (J)	<0.0025	<0.0025		
8/3/2022						<0.0025	
8/4/2022							0.0013 (J)
2/7/2023	<0.0025	0.00023 (J)	0.00069 (J)	<0.0025	<0.0025		
2/8/2023						<0.0025	0.0012 (J)
8/1/2023	<0.0025	<0.0025	0.00045 (J)	<0.0025	<0.0025	<0.0025	

ND substitution: RL or RL/2 if <15% NDs.

Time Series

Constituent: Cobalt (mg/L) Analysis Run 3/26/2025 12:56 PM

Plant McIntosh Client: Southern Company Data: McIntosh AP-1

	MGWA-5 (bg)	MGWA-6 (bg)	MGWA-6A (bg)	MGWA-10 (bg)	MGWA-11 (bg)	MGWC-1	MGWC-2
8/2/2023							0.0011 (J)
2/6/2024	<0.0025	<0.0025	0.00069 (J)	<0.0025	<0.0025	0.00024 (J)	
2/7/2024							0.00099 (J)
8/13/2024	<0.0025	0.00051 (J)	0.00035 (J)	<0.0025	<0.0025	<0.0025	
8/14/2024							0.0008 (J)
2/3/2025	<0.0025	<0.0025					
2/4/2025			0.00075 (J)	<0.0025	<0.0025	<0.0025	
2/5/2025							0.00085 (J)

ND substitution: RL or RL/2 if <15% NDs.

Time Series

Constituent: Cobalt (mg/L) Analysis Run 3/26/2025 12:56 PM

Plant McIntosh Client: Southern Company Data: McIntosh AP-1

	MGWC-3	MGWC-7	MGWC-8	MGWC-12	MGWC-19	MGWC-20
5/5/2016		0.0036 (J)	0.00359 (J)			
5/6/2016	<0.0025					
6/21/2016	0.0006 (J)	0.0097 (J)	0.0033 (J)	<0.0025		
8/15/2016		0.0098	0.0038			
8/16/2016	0.00064 (J)			<0.0025		
9/28/2016		0.0095	0.0043			
9/29/2016	0.00054 (J)			<0.0025		
11/16/2016	0.00041 (J)	0.0094	0.004	<0.0025		
1/17/2017	0.00051 (J)	0.0099	0.0051			
1/18/2017				<0.0025		
3/2/2017	0.00064 (J)	0.013	0.0064	<0.0025		
4/18/2017	0.00057 (J)	0.0086	0.005			
4/25/2017				<0.0025		
7/13/2017				<0.0025		
3/29/2018		0.0088		<0.0025		
3/30/2018	0.00068 (J)		0.015			
6/12/2018				<0.0025		
6/13/2018	0.00048 (J)	0.0093	0.014			
10/10/2018	0.00063 (J)	0.0125 (D)	0.018	<0.0025		
12/5/2018		0.012	0.02	<0.0025	<0.0025	
12/6/2018	0.00058 (J)					<0.0025
1/29/2019	<0.0025	0.0103	0.0159	<0.0025		
3/26/2019	<0.0025	0.009	0.02	<0.0025		
9/10/2019	0.00065	0.011	0.019	0.00016 (J)		
1/28/2020		0.008		<0.0025		
1/29/2020	0.00067		0.025			
3/10/2020	0.0005 (J)	0.0081	0.017	<0.0025		
9/16/2020				0.0015 (J)		
9/17/2020	0.00053 (J)	0.0098	0.024			
1/26/2021	0.0013 (J)	0.009	0.021	<0.0025		
3/24/2021	0.00053 (J)	0.0063	0.002 (J)	<0.0025		
8/24/2021	0.00034 (J)					
8/25/2021		0.0032	0.021	<0.0025		
2/22/2022				<0.0025		
2/23/2022	0.0012 (J)	0.007	0.015			0.00055 (J)
8/2/2022				<0.0025		
8/3/2022	0.00051 (J)	0.0044				
8/4/2022			0.0092			0.00025 (J)
2/7/2023	0.0025			<0.0025		
2/8/2023		0.0044	0.0019 (J)			
8/1/2023	0.00054 (J)		0.0015 (J)			
8/2/2023		0.0031		<0.0025		
2/6/2024		0.0037				
2/7/2024	0.00065 (J)		0.0005 (J)	<0.0025		
8/14/2024	0.00038 (J)	0.0013 (J)	0.00056 (J)	<0.0025		
2/4/2025	0.00043 (J)	0.0029	0.00042 (J)	<0.0025		0.00056 (J)
2/5/2025					<0.0025	

ND substitution: RL or RL/2 if <15% NDs.

Time Series

Constituent: Combined Radium 226 + 228 (pCi/L) Analysis Run 3/26/2025 12:56 PM

Plant McIntosh Client: Southern Company Data: McIntosh AP-1

	MGWA-5 (bg)	MGWA-6 (bg)	MGWA-6A (bg)	MGWA-10 (bg)	MGWA-11 (bg)	MGWC-1	MGWC-2
5/5/2016	0.48	0.694		0.879			
5/6/2016						1.07	0.633
6/20/2016	0.184			0.305 (U)	0.556 (U)		
6/21/2016		0.511				2.01	1.19
8/15/2016	0.577	0.467		0.577	0.72		
8/16/2016						1.12	0.516
9/28/2016	0.107 (U)	0.926		0.77	0.521 (U)	1.09	
9/29/2016							0.665
11/16/2016	0.333 (U)	0.863		0.427 (U)	0.322 (U)	1.58	0.694
1/16/2017				1.1			
1/17/2017	0.511 (U)	0.82			1.26		
1/18/2017							0.688
1/19/2017						1.64	
3/2/2017	0.105 (U)	0.236 (U)		1.01	0.47	1.08	0.484
4/18/2017	0.279 (U)	0.316 (U)		0.635	0.233 (U)	1.23	
4/19/2017							0.599
7/13/2017					0.679		
3/29/2018	0.37	0.6		0.799	0.723	1.21	
3/30/2018							0.677
6/12/2018	0.133 (U)			0.313 (U)	0.105 (U)		
6/13/2018		0.349 (U)				1.09	0.272 (U)
10/9/2018	0.85			1.11	0.65		
10/10/2018		1.01				1.95	0.336
1/28/2019				0.872	0.478		
1/29/2019	0.275 (U)	0.591	0.874			1.11	0.719
3/25/2019	0.629		0.646	0.526	0.717		
3/26/2019		0.4				1	0.41 (U)
9/10/2019	0.354 (U)	0.481	0.988	0.612	0.377 (U)	1.26	0.548
1/28/2020	0.0677 (U)	0.374 (U)	0.0609 (U)	0.322 (U)	0.528		
1/29/2020						1.39	0.0985 (U)
3/9/2020				0.761	0.00483		
3/10/2020	0.0594 (U)	0.41 (U)	0.528			1.4	0.589
9/16/2020	0.821	-0.0651 (U)	1.13	0.969	0.583		1.11
9/17/2020						1.79	
12/7/2020		0.979					
12/8/2020						1.87	
1/25/2021				0.408 (U)			
1/26/2021	0.0432 (U)	0.663	0.591		0.898	2.37	0.234 (U)
3/23/2021		0.542	0.612	0.657	0.409 (U)		
3/24/2021	0.206 (U)					1.81	0.625
8/23/2021				0.752	1.19		
8/24/2021	0.521 (U)	0.678	0.596				0.313 (U)
8/25/2021						2.12	
2/22/2022	0.511	0.594	0.728	1.06	0.837	1.85	
2/23/2022							0.598
8/2/2022	0.35 (U)	0.683	0.42 (U)	0.239 (U)	0.967		
8/3/2022						2.2	
8/4/2022							0.632
2/7/2023	0.0887 (U)	0.487 (U)	0.701	0.671	0.858		
2/8/2023						1.77	0.799
8/1/2023	0.982	1.27	1.44	0.546 (U)	1.87	1.61	
8/2/2023							1.09

Time Series

Constituent: Combined Radium 226 + 228 (pCi/L) Analysis Run 3/26/2025 12:56 PM

Plant McIntosh Client: Southern Company Data: McIntosh AP-1

	MGWA-5 (bg)	MGWA-6 (bg)	MGWA-6A (bg)	MGWA-10 (bg)	MGWA-11 (bg)	MGWC-1	MGWC-2
2/6/2024	0.424 (U)	0.78	0.667 (U)	0.899	0.518	1.99	
2/7/2024							1.1
8/13/2024	0.441 (U)	0.709	0.888	1.11	1.09	2.14	
8/14/2024							-0.123 (U)
2/3/2025	0.0354 (U)	0.957					
2/4/2025			1.36	0.905	0.732	2.5	
2/5/2025							0.328 (U)

Time Series

Constituent: Combined Radium 226 + 228 (pCi/L) Analysis Run 3/26/2025 12:56 PM

Plant McIntosh Client: Southern Company Data: McIntosh AP-1

	MGWC-3	MGWC-7	MGWC-8	MGWC-12	MGWC-19	MGWC-20
5/5/2016		0.75	1.21			
5/6/2016	1.41					
6/21/2016	1.71	1.01	0.895	0.292		
8/15/2016		1.3	1.64			
8/16/2016	1.75			0.232 (U)		
9/28/2016		1.06	2.17			
9/29/2016	1.43			1.11		
11/16/2016	1.9	0.855	1.49	0.798		
1/17/2017	1.9	1.59	1.75			
1/18/2017				0.302 (U)		
3/2/2017	1.37	1.4	1.03	0.437		
4/18/2017	1.42	0.684	1.83			
4/25/2017				0.391		
7/13/2017				0.47		
3/29/2018		0.822		0.736		
3/30/2018	1.43		2.15			
6/12/2018				0.438		
6/13/2018	1.27	0.716	1.51			
10/10/2018	1.54	1.51	2.72	0.371		
1/29/2019	1.34	1.7	1.93	0.639		
3/26/2019	1.25	0.784	1.79	0.607		
9/10/2019	1.6	0.958	1.78	0.939		
1/28/2020		1.38		0.465		
1/29/2020	1.44		1.61			
3/10/2020	1.32	0.903	1.95	0.34 (U)		
9/16/2020				1.09		
9/17/2020	0.666 (U)	1.28	1.56			
12/8/2020	1.65					
1/26/2021	1.78	0.607	1.87	0.364 (U)		
3/24/2021	1.58	1.2	0.636	0.434 (U)		
8/24/2021	1.65					
8/25/2021		0.767	2.13	0.563		
2/22/2022				0.888		
2/23/2022	1.47	1.42	2.62			
8/2/2022				1.08		
8/3/2022	2.56	1.11				
8/4/2022			1.24			
2/7/2023	2.14			0.849		
2/8/2023		1.88	1.11			
8/1/2023	2.07		0.872			
8/2/2023		1.46		0.432 (U)		
2/6/2024		1.52				
2/7/2024	1.8		0.929	0.706		
8/14/2024	1.14	1.08	0.642 (U)	0.231 (U)		
2/4/2025	1.63	1.46	1.46	-0.0104 (U)		0.324 (U)
2/5/2025					0.859	

Time Series

Constituent: Fluoride (mg/L) Analysis Run 3/26/2025 12:56 PM

Plant McIntosh Client: Southern Company Data: McIntosh AP-1

	MGWA-5 (bg)	MGWA-6 (bg)	MGWA-6A (bg)	MGWA-10 (bg)	MGWA-11 (bg)	MGWC-1	MGWC-2
5/5/2016	0.132 (J)	0.091 (J)		0.046 (J)			
5/6/2016						0.28 (J)	0.088 (J)
6/20/2016	0.05 (J)			<0.1	0.06 (J)		
6/21/2016		0.08 (J)				0.36	0.19 (J)
8/15/2016	0.1 (J)	<0.1		<0.1	0.1 (J)		
8/16/2016						0.27	0.087 (J)
9/28/2016	0.11 (J)	0.084 (J)		<0.1	0.097 (J)	0.26	
9/29/2016							<1
11/16/2016	0.093 (J)	0.084 (J)		<0.1	0.12 (J)	0.24	<1
1/16/2017				<0.1			
1/17/2017	0.095 (J)	0.099 (J)			0.11 (J)		
1/18/2017							<1
1/19/2017						0.22	
3/2/2017	0.16 (J)	0.15 (J)		0.12 (J)	0.18 (J)	0.27	0.15 (J)
4/18/2017	<0.1	<0.1		<0.1	0.11 (J)	0.2	
4/19/2017							<1
7/13/2017					0.12 (J)		
10/10/2017	<0.1	<0.1		<0.1	0.086 (J)	0.18 (J)	<1
3/29/2018	0.084 (J)	<0.1		<0.1	<0.1	0.16 (J)	
3/30/2018							<1
6/12/2018	<0.1			<0.1	0.16 (J)		
6/13/2018		<0.1				0.14 (J)	<1
10/9/2018	0.086 (J)			<0.1	0.16 (J)		
10/10/2018		<0.1				0.17 (J)	0.085 (J)
1/29/2019			<0.1				
3/25/2019	0.072 (J)		0.067 (J)	<0.1	0.087 (J)		
3/26/2019		0.065 (J)				0.16 (J)	0.076 (J)
9/10/2019	0.068 (J)	0.076 (J)	0.052 (J)	0.044 (J)	0.075 (J)	0.098 (J)	0.07 (J)
3/9/2020				0.061 (J)	0.19		
3/10/2020	0.055 (J)	0.045 (J)	0.048 (J)			0.086 (J)	0.05 (J)
9/16/2020	0.08 (J)	0.076 (J)	0.078 (J)	0.042 (J)	0.18		0.076 (J)
9/17/2020						0.15	
1/25/2021				<0.1			
1/26/2021	0.087 (J)	0.072 (J)	0.071 (J)		0.073 (J)	0.15	0.068 (J)
3/23/2021		0.082 (J)	0.096 (J)	0.038 (J)	0.081 (J)		
3/24/2021	0.091 (J)					0.27	0.11
8/23/2021				0.048 (J)	0.12		
8/24/2021	0.1	0.1	0.11				0.095 (J)
8/25/2021						0.097 (J)	
2/22/2022	<0.1	0.034 (J)	<0.1	<0.1	<0.1	0.047 (J)	
2/23/2022							0.075 (J)
8/2/2022	0.066 (J)	0.055 (J)	0.052 (J)	<0.1	0.065 (J)		
8/3/2022						0.12	
8/4/2022							0.072 (J)
2/7/2023	0.069 (J)	0.06 (J)	0.064 (J)	<0.1	0.07 (J)		
2/8/2023						0.11	0.074 (J)
8/1/2023	0.094 (J)	0.084 (J)	0.081 (J)	<0.1	0.094 (J)	0.15	
8/2/2023							0.087 (J)
2/6/2024	0.079 (J)	0.069 (J)	0.074 (J)	<0.1	0.071 (J)	0.12	
2/7/2024							0.081 (J)
8/13/2024	<0.1	<0.1	<0.1	<0.1	<0.1	<0.5	
8/14/2024							<1

ND substitution: RL or RL/2 if <15% NDs.

Time Series

Constituent: Fluoride (mg/L) Analysis Run 3/26/2025 12:56 PM

Plant McIntosh Client: Southern Company Data: McIntosh AP-1

	MGWA-5 (bg)	MGWA-6 (bg)	MGWA-6A (bg)	MGWA-10 (bg)	MGWA-11 (bg)	MGWC-1	MGWC-2
2/3/2025	<0.1	<0.1					
2/4/2025			<0.1	<0.1	<0.1	<0.5	
2/5/2025							<1

ND substitution: RL or RL/2 if <15% NDs.

Time Series

Constituent: Fluoride (mg/L) Analysis Run 3/26/2025 12:56 PM

Plant McIntosh Client: Southern Company Data: McIntosh AP-1

	MGWC-3	MGWC-7	MGWC-8	MGWC-12	MGWC-19	MGWC-20
5/5/2016		0.394	0.103 (J)			
5/6/2016	0.086 (J)					
6/21/2016	0.23 (J)	0.49	0.1 (J)	0.14 (J)		
8/15/2016		0.44	0.11 (J)			
8/16/2016	<0.5			0.29		
9/28/2016		0.4	0.1 (J)			
9/29/2016	0.082 (J)			0.26		
11/16/2016	0.087 (J)	0.36	0.091 (J)	0.25		
1/17/2017	0.086 (J)	0.2	<1			
1/18/2017				0.26		
3/2/2017	0.15 (J)	0.36	0.16 (J)	0.28		
4/18/2017	<0.5	0.29	<1			
4/25/2017				0.25		
7/13/2017				0.21		
10/10/2017	<0.5	0.28	<1	0.22		
3/29/2018		0.23		0.23		
3/30/2018	<0.5		0.088 (J)			
6/12/2018				0.23		
6/13/2018	<0.5	0.2	0.15 (J)			
10/10/2018	<0.5	0.23	0.11 (J)	0.25		
3/26/2019	0.072 (J)	0.19 (J)	0.088 (J)	0.22		
9/10/2019	0.073 (J)	0.15	0.083 (J)	0.2		
3/10/2020	0.058 (J)	0.18	0.084 (J)	0.15		
9/16/2020				0.26		
9/17/2020	0.083 (J)	0.25	0.11			
1/26/2021	0.083 (J)	0.28	0.14	0.23		
3/24/2021	0.092 (J)	0.35	0.11	0.27		
8/24/2021	0.11					
8/25/2021		0.15	0.038 (J)	0.19		
2/22/2022				0.093 (J)		
2/23/2022	0.086 (J)	0.22	0.05 (J)			
8/2/2022				0.074 (J)		
8/3/2022	0.079 (J)	0.2				
8/4/2022			0.087 (J)			
2/7/2023	0.076 (J)			0.25		
2/8/2023		0.14	0.084 (J)			
8/1/2023	0.1		0.11			
8/2/2023		0.2		0.25		
2/6/2024		0.17				
2/7/2024	0.089 (J)		0.063 (J)	0.29		
8/14/2024	<0.5	<1	<1	0.12		
12/9/2024					<1	<0.5
2/4/2025	<0.5	<1	<1	0.043 (J)		<0.5
2/5/2025					<1	

ND substitution: RL or RL/2 if <15% NDs.

Time Series

Constituent: Lead (mg/L) Analysis Run 3/26/2025 12:56 PM

Plant McIntosh Client: Southern Company Data: McIntosh AP-1

	MGWA-5 (bg)	MGWA-6 (bg)	MGWA-6A (bg)	MGWA-10 (bg)	MGWA-11 (bg)	MGWC-1	MGWC-2
5/5/2016	<0.001	<0.001		<0.001			
5/6/2016						<0.001	<0.001
6/20/2016	<0.001			<0.001	8.7E-05 (J)		
6/21/2016		<0.001				<0.001	<0.001
8/15/2016	<0.001	<0.001		<0.001	<0.001		
8/16/2016						<0.001	<0.001
9/28/2016	<0.001	<0.001		<0.001	<0.001	<0.001	
9/29/2016							<0.001
11/16/2016	<0.001	<0.001		<0.001	<0.001	<0.001	<0.001
1/16/2017				<0.001			
1/17/2017	<0.001	<0.001			<0.001		
1/18/2017							<0.001
1/19/2017						<0.001	
3/2/2017	<0.001	<0.001		<0.001	<0.001	<0.001	<0.001
4/18/2017	<0.001	<0.001		<0.001	<0.001	<0.001	
4/19/2017							<0.001
7/13/2017					<0.001		
3/29/2018	<0.001	<0.001		<0.001	<0.001	<0.001	
3/30/2018							<0.001
1/28/2019				<0.001	<0.001		
1/29/2019	<0.001	<0.001	<0.001			<0.001	<0.001
1/28/2020	0.00018 (J)	<0.001	<0.001	<0.001	0.00016 (J)		
1/29/2020						<0.001	<0.001
3/9/2020				<0.001	<0.001		
3/10/2020	<0.001	<0.001	<0.001			<0.001	<0.001
9/16/2020	<0.001	<0.001	<0.001	<0.001	<0.001		<0.001
9/17/2020						<0.001	
1/25/2021				0.00016 (J)			
1/26/2021	<0.001	0.00013 (J)	<0.001		<0.001	0.00058 (J)	0.00014 (J)
3/23/2021		<0.001	<0.001	0.00013 (J)	0.00013 (J)		
3/24/2021	<0.001					<0.001	<0.001
8/23/2021				<0.001	<0.001		
8/24/2021	<0.001	<0.001	<0.001				<0.001
8/25/2021						<0.001	
2/22/2022	<0.001	<0.001	<0.001	<0.001	<0.001	<0.001	
2/23/2022							<0.001
8/2/2022	<0.001	<0.001	<0.001	<0.001	<0.001		
8/3/2022						<0.001	
8/4/2022							<0.001
2/7/2023	<0.001	<0.001	<0.001	<0.001	<0.001		
2/8/2023						<0.001	<0.001
8/1/2023	<0.001	<0.001	<0.001	<0.001	<0.001	<0.001	
8/2/2023							<0.001
2/6/2024	<0.001	<0.001	<0.001	<0.001	<0.001	<0.001	
2/7/2024							0.00027 (J)
8/13/2024	<0.001	<0.001	<0.001	<0.001	<0.001	<0.001	
8/14/2024							<0.001
2/3/2025	<0.001	<0.001					
2/4/2025			<0.001	<0.001	<0.001	<0.001	
2/5/2025							<0.001

ND substitution: RL or RL/2 if <15% NDs.

Time Series

Constituent: Lead (mg/L) Analysis Run 3/26/2025 12:56 PM

Plant McIntosh Client: Southern Company Data: McIntosh AP-1

	MGWC-3	MGWC-7	MGWC-8	MGWC-12	MGWC-19	MGWC-20
5/5/2016		<0.001	<0.001			
5/6/2016	<0.001					
6/21/2016	<0.001	0.0003 (J)	<0.001	0.0001 (J)		
8/15/2016		<0.001	<0.001			
8/16/2016	<0.001			<0.001		
9/28/2016		<0.001	<0.001			
9/29/2016	<0.001			<0.001		
11/16/2016	<0.001	<0.001	<0.001	<0.001		
1/17/2017	<0.001	<0.001	<0.001			
1/18/2017				<0.001		
3/2/2017	<0.001	<0.001	<0.001	<0.001		
4/18/2017	<0.001	<0.001	<0.001			
4/25/2017				<0.001		
7/13/2017				<0.001		
3/29/2018		<0.001		<0.001		
3/30/2018	<0.001		<0.001			
1/29/2019	<0.001	<0.001	<0.001	<0.001		
1/28/2020		<0.001		<0.001		
1/29/2020	<0.001		<0.001			
3/10/2020	<0.001	<0.001	<0.001	<0.001		
9/16/2020				<0.001		
9/17/2020	<0.001	<0.001	<0.001			
1/26/2021	0.00017 (J)	<0.001	0.00019 (J)	<0.001		
3/24/2021	<0.001	<0.001	<0.001	<0.001		
8/24/2021	<0.001					
8/25/2021		0.00019 (J)	0.00022 (J)	<0.001		
2/22/2022				<0.001		
2/23/2022	<0.001	<0.001	<0.001			
8/2/2022				<0.001		
8/3/2022	<0.001	0.00021 (J)				
8/4/2022			<0.001			
2/7/2023	<0.001			<0.001		
2/8/2023		<0.001	<0.001			
8/1/2023	<0.001		<0.001			
8/2/2023		<0.001		<0.001		
2/6/2024		<0.001				
2/7/2024	<0.001		<0.001	<0.001		
8/14/2024	<0.001	<0.001	<0.001	<0.001		
2/4/2025	0.00034 (J)	<0.001	<0.001	<0.001		<0.001
2/5/2025					<0.001	

ND substitution: RL or RL/2 if <15% NDs.

Time Series

Constituent: Lithium (mg/L) Analysis Run 3/26/2025 12:56 PM

Plant McIntosh Client: Southern Company Data: McIntosh AP-1

	MGWA-5 (bg)	MGWA-6 (bg)	MGWA-6A (bg)	MGWA-10 (bg)	MGWA-11 (bg)	MGWC-1	MGWC-2
5/5/2016	<0.05	<0.005		<0.05			
5/6/2016						0.0128 (J)	<0.05
6/20/2016	0.0065 (J)			0.0071 (J)	0.014 (J)		
6/21/2016		<0.005				0.0102 (J)	0.0047 (J)
8/15/2016	0.0059	<0.005		0.0065	0.02		
8/16/2016						0.012	0.0043 (J)
9/28/2016	0.0075	<0.005		0.0075	0.019	0.012	
9/29/2016							0.0048 (J)
11/16/2016	0.0094	<0.005		0.0081	0.021	0.013	0.0058
1/16/2017				0.0076			
1/17/2017	0.01	<0.005			0.02		
1/18/2017							0.0051
1/19/2017						0.011	
3/2/2017	0.0076	<0.005		0.0073	0.019	0.013	0.0061
4/18/2017	0.008	<0.005		0.006	0.016	0.0097	
4/19/2017							0.0042 (J)
7/13/2017					0.011		
3/29/2018	0.014	0.0013 (J)		0.01	0.03	0.017	
3/30/2018							0.008
6/12/2018	0.0095			0.0068	0.012		
6/13/2018		<0.005				0.0094	0.0054
10/9/2018	0.011			0.0082	0.015		
10/10/2018		<0.005				0.011	0.0055
12/4/2018	0.011						
12/5/2018		0.0012 (J)		0.0089	0.017		
12/6/2018						0.01	0.0066
1/28/2019				0.00821	0.0124		
1/29/2019	0.00987	<0.005	0.0184			0.0109	0.00537
3/25/2019	0.01		0.0052	0.0068	0.026		
3/26/2019		<0.005				0.01	0.0051
9/10/2019	0.011	0.0051	0.0062	0.011	0.026	0.012	0.0074
1/28/2020	0.0093	<0.005	<0.005	0.0064	0.026		
1/29/2020						0.0096	0.0059
3/9/2020				0.0088	0.017		
3/10/2020	0.011	<0.005	<0.005			<0.025	0.0068
9/16/2020	0.0094	<0.005	<0.005	0.0079	0.014		0.0055
9/17/2020						0.0086	
1/25/2021				0.0083			
1/26/2021	0.011	<0.005	<0.005		0.027	0.011	0.0066
3/23/2021		<0.005	<0.005	0.0084	0.026		
3/24/2021	0.0097					0.013	0.0066
8/23/2021				0.0075	0.018		
8/24/2021	0.0093	<0.005	<0.005				0.0062
8/25/2021						0.0096	
2/22/2022	0.011	<0.005	0.0012 (J)	0.0079	0.027	0.01	
2/23/2022							0.0066
8/2/2022	0.0097	<0.005	<0.005	0.0071	0.025		
8/3/2022						0.01	
8/4/2022							0.0063
2/7/2023	0.011	<0.005	<0.005	0.0081	0.022		
2/8/2023						0.01	0.0065
8/1/2023	0.0077	<0.005	<0.005	0.0053	0.024	0.0084	

ND substitution: RL or RL/2 if <15% NDs.

Time Series

Constituent: Lithium (mg/L) Analysis Run 3/26/2025 12:56 PM

Plant McIntosh Client: Southern Company Data: McIntosh AP-1

	MGWA-5 (bg)	MGWA-6 (bg)	MGWA-6A (bg)	MGWA-10 (bg)	MGWA-11 (bg)	MGWC-1	MGWC-2
8/2/2023							0.0031 (J)
2/6/2024	0.0058	0.006	<0.005	0.0083	0.037	0.0084	
2/7/2024							0.0051
8/13/2024	0.01	<0.005	0.0022 (J)	0.0079	0.019	0.011	
8/14/2024							0.0065
2/3/2025	0.014	0.0057					
2/4/2025			0.0034 (J)	0.013	0.033	0.016	
2/5/2025							0.0087

ND substitution: RL or RL/2 if <15% NDs.

Time Series

Constituent: Lithium (mg/L) Analysis Run 3/26/2025 12:56 PM

Plant McIntosh Client: Southern Company Data: McIntosh AP-1

	MGWC-3	MGWC-7	MGWC-8	MGWC-12	MGWC-19	MGWC-20
5/5/2016		0.0586	0.0252 (J)			
5/6/2016	0.0113 (J)					
6/21/2016	0.0103 (J)	0.122	0.0228 (J)	0.0112 (J)		
8/15/2016		0.12	0.026			
8/16/2016	0.01			0.014		
9/28/2016		0.12	0.026			
9/29/2016	0.01			0.017		
11/16/2016	0.014	0.13	0.031	0.016		
1/17/2017	0.014	0.14	0.032			
1/18/2017				0.015		
3/2/2017	0.013	0.13	0.031	0.015		
4/18/2017	0.01	0.11	0.023			
4/25/2017				0.013		
7/13/2017				0.014		
3/29/2018		0.17		0.032		
3/30/2018	0.017		0.058			
6/12/2018				0.019		
6/13/2018	0.011	0.12	0.035			
10/10/2018	0.013	0.13	0.046	0.027		
12/5/2018		0.14	0.043	0.026	0.0029 (J)	
12/6/2018	0.015					0.0053
1/29/2019	0.0106	0.112	0.0361	0.0172		
3/26/2019	0.012	0.12	0.043	0.02		
9/10/2019	0.015	0.11	0.042	0.023		
1/28/2020		0.13		0.022		
1/29/2020	0.012		0.037			
3/10/2020	0.014	0.11	0.028	0.018		
9/16/2020				0.025		
9/17/2020	0.012	0.11	0.039			
1/26/2021	0.014	0.12	0.032	0.021		
3/24/2021	0.013	0.13	0.011	0.018		
8/24/2021	0.012					
8/25/2021		0.12	0.037	0.017		
2/22/2022				0.022		
2/23/2022	0.013	0.13	0.028			0.0066
8/2/2022				0.026		
8/3/2022	0.013	0.13				
8/4/2022			0.021			0.011
2/7/2023	0.014			0.024		
2/8/2023		0.14	0.012			
8/1/2023	0.011		0.012			
8/2/2023		0.13		0.019		
2/6/2024		0.12				
2/7/2024	0.0081		0.0076	0.03		
8/14/2024	0.012	0.15	0.007	0.022		
12/9/2024					0.0051	0.0029 (J)
2/4/2025	0.017	0.16	0.012	0.031		0.01
2/5/2025					0.0045 (J)	

Time Series

Constituent: Mercury (mg/L) Analysis Run 3/26/2025 12:56 PM

Plant McIntosh Client: Southern Company Data: McIntosh AP-1

	MGWA-5 (bg)	MGWA-6 (bg)	MGWA-6A (bg)	MGWA-10 (bg)	MGWA-11 (bg)	MGWC-1	MGWC-2
5/5/2016	<0.0002	<0.0002		<0.0002			
5/6/2016						<0.0002	<0.0002
6/20/2016	<0.0002			<0.0002	<0.0002		
6/21/2016		<0.0002				<0.0002	<0.0002
8/15/2016	<0.0002	<0.0002		<0.0002	8E-05 (J)		
8/16/2016						<0.0002	7.8E-05 (J)
9/28/2016	<0.0002	<0.0002		<0.0002	<0.0002	<0.0002	
9/29/2016							<0.0002
11/16/2016	<0.0002	<0.0002		<0.0002	<0.0002	<0.0002	0.0001 (J)
1/16/2017				<0.0002			
1/17/2017	<0.0002	<0.0002			<0.0002		
1/18/2017							<0.0002
1/19/2017						<0.0002	
3/2/2017	<0.0002	<0.0002		<0.0002	<0.0002	<0.0002	<0.0002
4/18/2017	<0.0002	<0.0002		<0.0002	<0.0002	<0.0002	
4/19/2017							<0.0002
7/13/2017					<0.0002		
3/29/2018	<0.0002	7.4E-05 (J)		<0.0002	8.6E-05 (J)	<0.0002	
3/30/2018							<0.0002
6/12/2018	<0.0002			<0.0002	<0.0002		
6/13/2018		<0.0002				<0.0002	<0.0002
10/9/2018	<0.0002			<0.0002	<0.0002		
10/10/2018		<0.0002				<0.0002	<0.0002
1/28/2019				<0.0002	<0.0002		
1/29/2019	<0.0002	<0.0002	<0.0002			<0.0002	<0.0002
1/28/2020	<0.0002	<0.0002	<0.0002	<0.0002	<0.0002		
1/29/2020						<0.0002	<0.0002
3/9/2020				<0.0002	<0.0002		
3/10/2020	<0.0002	<0.0002	<0.0002			<0.0002	<0.0002
9/16/2020	<0.0002	<0.0002	<0.0002	<0.0002	<0.0002		<0.0002
9/17/2020						<0.0002	
1/25/2021				<0.0002			
1/26/2021	<0.0002	<0.0002	<0.0002		<0.0002	<0.0002	<0.0002
3/23/2021		<0.0002	<0.0002	<0.0002	<0.0002		
3/24/2021	<0.0002					<0.0002	<0.0002
8/23/2021				<0.0002	<0.0002		
8/24/2021	<0.0002	<0.0002	<0.0002				<0.0002
8/25/2021						<0.0002	
2/22/2022	<0.0002	<0.0002	<0.0002	<0.0002	<0.0002	<0.0002	
2/23/2022							<0.0002
8/2/2022	<0.0002	<0.0002	<0.0002	<0.0002	<0.0002		
8/3/2022						<0.0002	
8/4/2022							<0.0002
2/7/2023	<0.0002	<0.0002	<0.0002	<0.0002	<0.0002		
2/8/2023						<0.0002	<0.0002
8/1/2023	<0.0002	<0.0002	<0.0002	<0.0002	<0.0002	<0.0002	
8/2/2023							<0.0002
2/6/2024	<0.0002	<0.0002	<0.0002	<0.0002	<0.0002	<0.0002	
2/7/2024							<0.0002
8/13/2024	<0.0002	<0.0002	<0.0002	<0.0002	<0.0002	<0.0002	
8/14/2024							<0.0002
2/3/2025	<0.0002	<0.0002					

ND substitution: RL or RL/2 if <15% NDs.

Time Series

Constituent: Mercury (mg/L) Analysis Run 3/26/2025 12:56 PM

Plant McIntosh Client: Southern Company Data: McIntosh AP-1

	MGWA-5 (bg)	MGWA-6 (bg)	MGWA-6A (bg)	MGWA-10 (bg)	MGWA-11 (bg)	MGWC-1	MGWC-2
2/4/2025			<0.0002	<0.0002	<0.0002	<0.0002	
2/5/2025							<0.0002

ND substitution: RL or RL/2 if <15% NDs.

Time Series

Constituent: Mercury (mg/L) Analysis Run 3/26/2025 12:56 PM

Plant McIntosh Client: Southern Company Data: McIntosh AP-1

	MGWC-3	MGWC-7	MGWC-8	MGWC-12	MGWC-19	MGWC-20
5/5/2016		<0.0002	<0.0002			
5/6/2016	<0.0002					
6/21/2016	<0.0002	<0.0002	<0.0002	<0.0002		
8/15/2016		<0.0002	0.00015 (J)			
8/16/2016	<0.0002			<0.0002		
9/28/2016		<0.0002	<0.0002			
9/29/2016	<0.0002			<0.0002		
11/16/2016	7E-05 (J)	8E-05 (J)	0.00021	8.6E-05 (J)		
1/17/2017	<0.0002	<0.0002	7.6E-05 (J)			
1/18/2017				<0.0002		
3/2/2017	<0.0002	<0.0002	<0.0002	<0.0002		
4/18/2017	<0.0002	<0.0002	0.00018 (J)			
4/25/2017				<0.0002		
7/13/2017				<0.0002		
3/29/2018		<0.0002		7.4E-05 (J)		
3/30/2018	<0.0002		0.00013 (J)			
6/12/2018				<0.0002		
6/13/2018	<0.0002	<0.0002	0.00074			
10/10/2018	<0.0002	<0.0002	0.00013 (J)	<0.0002		
1/29/2019	<0.0002	<0.0002	<0.0002	<0.0002		
1/28/2020		<0.0002		<0.0002		
1/29/2020	<0.0002		0.00012 (J)			
3/10/2020	<0.0002	<0.0002	<0.0002	<0.0002		
9/16/2020				<0.0002		
9/17/2020	<0.0002	<0.0002	0.00014 (J)			
1/26/2021	<0.0002	<0.0002	0.0025	<0.0002		
3/24/2021	<0.0002	<0.0002	<0.0002	<0.0002		
8/24/2021	<0.0002					
8/25/2021		<0.0002	0.0041	<0.0002		
10/26/2021			<0.0002			
2/22/2022				<0.0002		
2/23/2022	<0.0002	<0.0002	0.00028			
8/2/2022				<0.0002		
8/3/2022	<0.0002	<0.0002				
8/4/2022			0.00068			
2/7/2023	<0.0002			<0.0002		
2/8/2023		<0.0002	0.00026			
8/1/2023	<0.0002		0.00014 (J)			
8/2/2023		<0.0002		<0.0002		
2/6/2024		<0.0002				
2/7/2024	<0.0002		0.00052	<0.0002		
8/14/2024	<0.0002	<0.0002	0.00051	<0.0002		
2/4/2025	<0.0002	<0.0002	0.00084	<0.0002		<0.0002
2/5/2025					<0.0002	

ND substitution: RL or RL/2 if <15% NDs.

Time Series

Constituent: Molybdenum (mg/L) Analysis Run 3/26/2025 12:56 PM

Plant McIntosh Client: Southern Company Data: McIntosh AP-1

	MGWA-5 (bg)	MGWA-6 (bg)	MGWA-6A (bg)	MGWA-10 (bg)	MGWA-11 (bg)	MGWC-1	MGWC-2
5/5/2016	0.0026 (J)	<0.015		<0.015			
5/6/2016						0.0021 (J)	<0.015
6/20/2016	0.0014 (J)			0.00031 (J)	0.0052 (J)		
6/21/2016		<0.015				0.002 (J)	<0.015
8/15/2016	0.0013 (J)	<0.015		<0.015	0.0022 (J)		
8/16/2016						0.0019 (J)	<0.015
9/28/2016	0.0012 (J)	<0.015		<0.015	0.0018 (J)	0.0018 (J)	
9/29/2016							<0.015
11/16/2016	<0.015	<0.015		<0.015	<0.015	<0.075	<0.015
1/16/2017				<0.015			
1/17/2017	<0.015	<0.015			0.0011 (J)		
1/18/2017							<0.015
1/19/2017						0.0011 (J)	
3/2/2017	<0.015	<0.015		<0.015	<0.015	0.0012 (J)	<0.015
4/18/2017	<0.015	<0.015		<0.015	<0.015	0.0013 (J)	
4/19/2017							<0.015
7/13/2017					<0.015		
3/29/2018	<0.015	<0.015		<0.015	<0.015	0.0017 (J)	
3/30/2018							<0.015
6/12/2018	<0.015			0.0012 (J)	0.0029 (J)		
6/13/2018		<0.015				0.00087 (J)	<0.015
10/9/2018	<0.015			<0.015	<0.015		
10/10/2018		<0.015				<0.075	<0.015
1/28/2019				<0.015	<0.015		
1/29/2019	<0.015	<0.015	<0.015			<0.075	<0.015
1/28/2020	0.00095 (J)	<0.015	0.0014 (J)	0.00064 (J)	0.00085 (J)		
1/29/2020						0.0015 (J)	<0.015
3/9/2020				<0.015	0.0012 (J)		
3/10/2020	0.00093 (J)	<0.015	0.0012 (J)			<0.075	<0.015
9/16/2020	0.00079 (J)	<0.015	0.0014 (J)	0.0022 (J)	0.0019 (J)		<0.015
9/17/2020						0.0012 (J)	
1/25/2021				<0.015			
1/26/2021	0.00083 (J)	<0.015	0.00066 (J)		0.00079 (J)	0.0016 (J)	<0.015
3/23/2021		<0.015	0.00089 (J)	<0.015	0.00093 (J)		
3/24/2021	0.00089 (J)					0.0029 (J)	<0.015
8/23/2021				0.0016 (J)	0.0012 (J)		
8/24/2021	<0.015	<0.015	0.0011 (J)				<0.015
8/25/2021						0.00088 (J)	
2/22/2022	0.00091 (J)	<0.015	0.00078 (J)	<0.015	0.001 (J)	0.0014 (J)	
2/23/2022							<0.015
8/2/2022	<0.015	<0.015	0.0015 (J)	<0.015	<0.015		
8/3/2022						0.0011 (J)	
8/4/2022							<0.015
2/7/2023	<0.015	<0.015	<0.015	<0.015	0.00098 (J)		
2/8/2023						0.0012 (J)	<0.015
8/1/2023	<0.015	<0.015	0.0014 (J)	<0.015	<0.015	0.0012 (J)	
8/2/2023							<0.015
2/6/2024	<0.015	<0.015	<0.015	<0.015	<0.015	0.00099 (J)	
2/7/2024							<0.015
8/13/2024	0.00091 (J)	0.0015 (J)	<0.015	<0.015	0.00091 (J)	0.0011 (J)	
8/14/2024							<0.015
2/3/2025	<0.015	<0.015					

ND substitution: RL or RL/2 if <15% NDs.

Time Series

Constituent: Molybdenum (mg/L) Analysis Run 3/26/2025 12:56 PM

Plant McIntosh Client: Southern Company Data: McIntosh AP-1

	MGWA-5 (bg)	MGWA-6 (bg)	MGWA-6A (bg)	MGWA-10 (bg)	MGWA-11 (bg)	MGWC-1	MGWC-2
2/4/2025			<0.015	<0.015	0.00086 (J)	0.0011 (J)	
2/5/2025							<0.015

ND substitution: RL or RL/2 if <15% NDs.

Time Series

Constituent: Molybdenum (mg/L) Analysis Run 3/26/2025 12:56 PM

Plant McIntosh Client: Southern Company Data: McIntosh AP-1

	MGWC-3	MGWC-7	MGWC-8	MGWC-12	MGWC-19	MGWC-20
5/5/2016		0.00351 (J)	<0.015			
5/6/2016	<0.015					
6/21/2016	<0.015	<0.015	<0.015	0.002 (J)		
8/15/2016		<0.015	<0.015			
8/16/2016	<0.015			0.0012 (J)		
9/28/2016		<0.015	<0.015			
9/29/2016	<0.015			0.0014 (J)		
11/16/2016	<0.015	<0.015	<0.015	<0.015		
1/17/2017	<0.015	<0.015	<0.015			
1/18/2017				<0.015		
3/2/2017	<0.015	<0.015	<0.015	<0.015		
4/18/2017	<0.015	<0.015	0.0037 (J)			
4/25/2017				<0.015		
7/13/2017				<0.015		
3/29/2018		<0.015		<0.015		
3/30/2018	<0.015		<0.015			
6/12/2018				<0.015		
6/13/2018	<0.015	<0.015	<0.015			
10/10/2018	<0.015	<0.015	<0.015	<0.015		
1/29/2019	<0.015	<0.015	<0.015	<0.015		
1/28/2020		<0.015		<0.015		
1/29/2020	<0.015		<0.015			
3/10/2020	<0.015	<0.015	<0.015	<0.015		
9/16/2020				0.0024 (J)		
9/17/2020	<0.015	<0.015	<0.015			
1/26/2021	<0.015	<0.015	<0.015	<0.015		
3/24/2021	<0.015	<0.015	<0.015	<0.015		
8/24/2021	<0.015					
8/25/2021		<0.015	<0.015	<0.015		
2/22/2022				0.00064 (J)		
2/23/2022	<0.015	<0.015	<0.015			
8/2/2022				0.00093 (J)		
8/3/2022	<0.015	<0.015				
8/4/2022			<0.015			
2/7/2023	<0.015			<0.015		
2/8/2023		<0.015	<0.015			
8/1/2023	<0.015		<0.015			
8/2/2023		<0.015		<0.015		
2/6/2024		<0.015				
2/7/2024	<0.015		<0.015	<0.015		
8/14/2024	<0.015	<0.015	<0.015	<0.015		
2/4/2025	<0.015	<0.015	<0.015	<0.015		<0.015
2/5/2025					0.00095 (J)	

ND substitution: RL or RL/2 if <15% NDs.

Time Series

Constituent: pH, Field (SU) Analysis Run 3/26/2025 12:56 PM

Plant McIntosh Client: Southern Company Data: McIntosh AP-1

	MGWA-5 (bg)	MGWA-6 (bg)	MGWA-6A (bg)	MGWA-10 (bg)	MGWA-11 (bg)	MGWC-1	MGWC-2
5/5/2016	7.4	7.13		5.94			
5/6/2016						6.64	7.41
6/20/2016	7.63			5.84	7.82		
6/21/2016		7.25				6.99	7.41
8/15/2016	7.54	7.04		5.65	7.52		
8/16/2016						6.48	7.33
9/28/2016	7.45	7.09		5.72	7.66	6.7	
9/29/2016							7.42
11/16/2016	7.39	7.6		5.65	7.51	6.66	7.87
1/16/2017				5.52			
1/17/2017	7.23	6.99			7.52		
1/18/2017							7.49
1/19/2017						6.81	
3/2/2017	7.55	6.95		5.53	7.5	6.75	7.37
4/18/2017	7.43	7.02		5.64	7.75	6.93	
4/19/2017							7.48
7/13/2017					7.72		
10/10/2017	7.47	7.27		5.51	7.42	6.99	7.29
10/11/2017				6.11	6.35		
3/29/2018	7.19	6.95		5.35	7.42	6.82	
3/30/2018							7.31
6/12/2018	7.55			6.23	8.02		
6/13/2018		7.08				7.01	7.37
10/9/2018	7.8			5.62	7.79		
10/10/2018		7.01				7.04	7.41
12/4/2018	7.26						
12/5/2018		6.81		5.44	7.43		
12/6/2018						6.76	7.28
1/28/2019			6.93	5.49	7.4		
1/29/2019	7.63	6.55	6.93			6.87	7.03
3/25/2019	7.44		7.1	5.27	7.29		
3/26/2019	7.44	6.57				7.01	7.29
9/10/2019	7.41	6.99	7.15	5.97	7.54	7.09	7.26
1/28/2020	7.46	7.17	7.36	5.78	7.4		
1/29/2020						7.19	7.3
3/9/2020				5.46	7.58		
3/10/2020	7.3	7	7.04			7.11	7.3
9/16/2020	7.38	6.98	6.89	6.37	7.89		7.16
9/17/2020						6.95	
12/7/2020		7.2					
12/8/2020						7.41	
1/25/2021				4.87			
1/26/2021	6.86	7.19	7.17		7.43	7.43	7.57
3/23/2021		6.74	6.56	5	7.06		
3/24/2021	6.88					7.14	7.24
8/23/2021				6.16	8.12		
8/24/2021	7.78	7.11	7.28				7.42
8/25/2021						7.27	
2/22/2022	7.57	7.14	7.2	5.38	7.6	7.32	
2/23/2022							7.44
8/2/2022	7.45	7.1	7.27	5.41	7.57		
8/3/2022						7.23	

Time Series

Constituent: pH, Field (SU) Analysis Run 3/26/2025 12:56 PM

Plant McIntosh Client: Southern Company Data: McIntosh AP-1

	MGWA-5 (bg)	MGWA-6 (bg)	MGWA-6A (bg)	MGWA-10 (bg)	MGWA-11 (bg)	MGWC-1	MGWC-2
8/4/2022							7.37
2/7/2023	7.85	7.13	7.24	5.46	7.72		
2/8/2023						7.28	7.44
8/1/2023	7.52	7.14	7.2	5.46	7.61	7.3	
8/2/2023							7.31
2/6/2024	7.67	7.07	7.23	5.52	7.86	7.47	
2/7/2024							7.71
8/13/2024	7.67	7.27	7.23	5.43	7.72	7.14	
8/14/2024							7.73
2/3/2025	7.67	7.17					
2/4/2025			7.42	5.4	7.61	7.2	
2/5/2025							7.66

Time Series

Constituent: pH, Field (SU) Analysis Run 3/26/2025 12:56 PM

Plant McIntosh Client: Southern Company Data: McIntosh AP-1

	MGWC-3	MGWC-7	MGWC-8	MGWC-12	MGWC-19	MGWC-20
5/5/2016		7.81	5.96			
5/6/2016	6.85					
6/21/2016	6.98	7.2	6	7.61		
8/15/2016		7.04	5.26			
8/16/2016	6.73			7.17		
9/28/2016		7	5.66			
9/29/2016	6.81			6.97		
11/16/2016	6.69	6.73	5.33	7.03		
1/17/2017	6.77	6.61	5.24			
1/18/2017				7.01		
3/2/2017	6.79	6.62	5.21	7.02		
4/18/2017	6.77	6.7	5.85			
4/25/2017				7.02		
7/13/2017				7.17		
10/10/2017	7	6.48	5.6	7.24		
3/29/2018		6.46		6.93		
3/30/2018	6.68		5.16			
6/12/2018				7.29		
6/13/2018	6.83	6.24	5.79			
10/10/2018	6.69	6.12	5.15	7.12		
12/5/2018		6.02	5.11	6.73	7.55	
12/6/2018	6.56					6.52
1/29/2019	6.42	5.93	5.46	8.02		
3/26/2019	6.68	5.96	5.19	7.14		
9/10/2019	6.67	6.03	5.1	10.96 (O)		
1/28/2020		6.61		7.25		
1/29/2020	6.68		5.76			
3/10/2020	6.87	6.54	5.5	7.53		
9/16/2020				11.03 (O)		
9/17/2020	6.68	6.39	5.22			
12/8/2020	7.04					
1/26/2021	6.53	6.27	6.2	6.7		
3/24/2021	6.73	6.26	6.71	7.15		
8/24/2021	6.92					
8/25/2021		6.85	5.26	7.44		
10/26/2021			5.99			
2/22/2022				7.41		
2/23/2022	6.98	6.91	6.22			6.02
4/18/2022	6.84					
8/2/2022				7.06		
8/3/2022	6.91	6.86				
8/4/2022			6.5			6.18
2/7/2023	7.01			6.95		
2/8/2023		7.43	6.76			
8/1/2023	7.09		6.77			
8/2/2023		6.9		7.2		
2/6/2024		7				
2/7/2024	7.49		7.81	6.83		
8/14/2024	7.14	7.5	7.81	7.37		
12/9/2024					7.51	6.18
2/4/2025	6.9	6.71	7.67	6.75		6.42
2/5/2025					7.75	

Time Series

Constituent: Selenium (mg/L) Analysis Run 3/26/2025 12:56 PM

Plant McIntosh Client: Southern Company Data: McIntosh AP-1

	MGWA-5 (bg)	MGWA-6 (bg)	MGWA-6A (bg)	MGWA-10 (bg)	MGWA-11 (bg)	MGWC-1	MGWC-2
5/5/2016	<0.005	<0.005		<0.005			
5/6/2016						<0.005	<0.005
6/20/2016	<0.005			<0.005	<0.005		
6/21/2016		<0.005				<0.005	<0.005
8/15/2016	<0.005	<0.005		0.00062 (J)	<0.005		
8/16/2016						<0.005	<0.005
9/28/2016	<0.005	<0.005		0.0003 (J)	<0.005	<0.005	
9/29/2016							<0.005
11/16/2016	<0.005	<0.005		<0.005	<0.005	<0.005	<0.005
1/16/2017				<0.005			
1/17/2017	<0.005	<0.005			<0.005		
1/18/2017							<0.005
1/19/2017						<0.005	
3/2/2017	<0.005	<0.005		<0.005	<0.005	<0.005	<0.005
4/18/2017	<0.005	<0.005		<0.005	<0.005	<0.005	
4/19/2017							<0.005
7/13/2017					<0.005		
3/29/2018	<0.005	<0.005		0.00027 (J)	<0.005	0.0005 (J)	
3/30/2018							0.00045 (J)
6/12/2018	<0.005			0.00076 (J)	0.00049 (J)		
6/13/2018		<0.005				<0.005	<0.005
10/9/2018	<0.005			0.00054 (J)	<0.005		
10/10/2018		<0.005				0.00036 (J)	<0.005
1/28/2019				<0.005	<0.005		
1/29/2019	<0.005	<0.005	<0.005			<0.005	<0.005
1/28/2020	<0.005	<0.005	<0.005	<0.005	<0.005		
1/29/2020						<0.005	<0.005
1/25/2021				<0.005			
1/26/2021	<0.005	<0.005	<0.005		<0.005	<0.005	<0.005
2/22/2022	<0.005	<0.005	<0.005	<0.005	<0.005	<0.005	
2/23/2022							<0.005
8/2/2022	<0.005	<0.005	<0.005	<0.005	<0.005		
8/3/2022						<0.005	
8/4/2022							<0.005
2/7/2023	<0.005	<0.005	<0.005	<0.005	<0.005		
2/8/2023						<0.005	<0.005
8/1/2023	<0.005	<0.005	<0.005	<0.005	<0.005	<0.005	
8/2/2023							<0.005
2/6/2024	<0.005	<0.005	<0.005	<0.005	<0.005	<0.005	
2/7/2024							<0.005
8/13/2024	<0.005	<0.005	<0.005	<0.005	<0.005	<0.005	
8/14/2024							<0.005
2/3/2025	<0.005	<0.005					
2/4/2025			<0.005	<0.005	<0.005	<0.005	
2/5/2025							<0.005

ND substitution: RL or RL/2 if <15% NDs.

Time Series

Constituent: Selenium (mg/L) Analysis Run 3/26/2025 12:56 PM

Plant McIntosh Client: Southern Company Data: McIntosh AP-1

	MGWC-3	MGWC-7	MGWC-8	MGWC-12	MGWC-19	MGWC-20
5/5/2016		<0.005	<0.005			
5/6/2016	<0.005					
6/21/2016	<0.005	<0.005	<0.005	<0.005		
8/15/2016		<0.005	0.00033 (J)			
8/16/2016	<0.005			<0.005		
9/28/2016		<0.005	0.00038 (J)			
9/29/2016	<0.005			<0.005		
11/16/2016	<0.005	<0.005	<0.005	<0.005		
1/17/2017	<0.005	<0.005	<0.005			
1/18/2017				<0.005		
3/2/2017	<0.005	<0.005	<0.005	<0.005		
4/18/2017	<0.005	<0.005	0.0024			
4/25/2017				<0.005		
7/13/2017				<0.005		
3/29/2018		0.00026 (J)		0.00027 (J)		
3/30/2018	0.00044 (J)		0.00027 (J)			
6/12/2018				<0.005		
6/13/2018	<0.005	<0.005	<0.005			
10/10/2018	<0.005	<0.005	0.00039 (J)	<0.005		
1/29/2019	<0.005	<0.005	<0.005	<0.005		
1/28/2020		<0.005		<0.005		
1/29/2020	<0.005		<0.005			
1/26/2021	<0.005	<0.005	<0.005	<0.005		
2/22/2022				<0.005		
2/23/2022	<0.005	<0.005	<0.005			
8/2/2022				<0.005		
8/3/2022	<0.005	<0.005				
8/4/2022			<0.005			
2/7/2023	<0.005			<0.005		
2/8/2023		<0.005	<0.005			
8/1/2023	<0.005		<0.005			
8/2/2023		<0.005		<0.005		
2/6/2024		<0.005				
2/7/2024	<0.005		<0.005	<0.005		
8/14/2024	<0.005	<0.005	<0.005	<0.005		
2/4/2025	<0.005	<0.005	<0.005	<0.005		<0.005
2/5/2025					<0.005	

ND substitution: RL or RL/2 if <15% NDs.

Time Series

Constituent: Sulfate (mg/L) Analysis Run 3/26/2025 12:56 PM

Plant McIntosh Client: Southern Company Data: McIntosh AP-1

	MGWA-5 (bg)	MGWA-6 (bg)	MGWA-6A (bg)	MGWA-10 (bg)	MGWA-11 (bg)	MGWC-1	MGWC-2
5/5/2016	4.47	17.8		2.46			
5/6/2016						106	445
6/20/2016	7.7			2.5	1		
6/21/2016		17				210	290
8/15/2016	7.5	20		1.9	0.73 (J)		
8/16/2016						120	270
9/28/2016	7.8	21		1.9	<1	110	
9/29/2016							280
11/16/2016	6.7	20		1.7	<1	130	280
1/16/2017				<1			
1/17/2017	6.7	19			<1		
1/18/2017							280
1/19/2017						160	
3/2/2017	5.6	15		1.4	<1	130	240
4/18/2017	5.1	14		1.3	<1	120	
4/19/2017							250
7/13/2017					1.4		
10/10/2017	4.9	11		1.1	0.87 (J)	170	240
6/12/2018	3.8			0.82 (J)	4.1		
6/13/2018		8.7				130	220
10/9/2018	6.7			0.82 (J)	2.2		
10/10/2018		8.7				140	220
12/5/2018					1.2		
1/29/2019			7.08				
3/25/2019	3.4		1.8	1.1	1.3		
3/26/2019		6.3				130	190
9/10/2019	4.7	5.6	0.6 (J)	1.1	1.8	140	180
3/9/2020				4.2	3.4		
3/10/2020	5.2	5	2.4			140	170
9/16/2020	3.2	2.7	1	0.69 (J)	3		160
9/17/2020						150	
3/23/2021		3.2	1.7	<1	1.4		
3/24/2021	3.5					120	180
8/23/2021				<1	3.4		
8/24/2021	3.6	3.5	3.3				160
8/25/2021						140	
2/22/2022	3.2	5.4	2.1	<1	1.1	150	
2/23/2022							180
8/2/2022	2.7	2.3	2.1	<1	0.8 (J)		
8/3/2022						140	
8/4/2022							150
2/7/2023	2.5	2.3	1.6	<1	3.3		
2/8/2023						140	150
8/1/2023	2.9	3.2	4	0.56 (J)	1	140	
8/2/2023							150
2/6/2024	2.4	2.8	2.4	<1	0.82 (J)	140	
2/7/2024							150
8/13/2024	3.3	4.4	4.2	0.59 (J)	3.3	140	
8/14/2024							140
2/3/2025	3.4	4.6					
2/4/2025			4	<1	<1	140	
2/5/2025							150

ND substitution: RL or RL/2 if <15% NDs.

Time Series

Constituent: Sulfate (mg/L) Analysis Run 3/26/2025 12:56 PM

Plant McIntosh Client: Southern Company Data: McIntosh AP-1

	MGWC-3	MGWC-7	MGWC-8	MGWC-12	MGWC-19	MGWC-20
5/5/2016		116	144			
5/6/2016	94.2					
6/21/2016	95	170	160	4		
8/15/2016		170	120			
8/16/2016	88			2.8		
9/28/2016		170	130			
9/29/2016	94			<1		
11/16/2016	97	170	130	3		
1/17/2017	100	180	150			
1/18/2017				4.1		
3/2/2017	100	180	160	4.6		
4/18/2017	91	160	180			
4/25/2017				4.4		
7/13/2017				4.8		
10/10/2017	110	180	260	4.9		
6/12/2018				4.1		
6/13/2018	110	180	330			
10/10/2018	110	190	410	2.5		
12/5/2018		190				
3/26/2019	110	180	420	2.9		
9/10/2019	110	180	420	2.5		
3/10/2020	130	170	370	7.8		
9/16/2020				4.4		
9/17/2020	120	160	380			
3/24/2021	130	180	280	7.1		
8/24/2021	130					
8/25/2021		180	420	6.6		
2/22/2022				4.8		
2/23/2022	150	260	390			
8/2/2022				3.1		
8/3/2022	130	220				
8/4/2022			350			
2/7/2023	120			4.7		
2/8/2023		220	280			
8/1/2023	110		280			
8/2/2023		200		4.6		
2/6/2024		200				
2/7/2024	94		310	8.2		
8/14/2024	80	200	230	8.9		
12/9/2024					290	150
2/4/2025	73	230	380	11		160
2/5/2025					280	

ND substitution: RL or RL/2 if <15% NDs.

Time Series

Constituent: TDS (mg/L) Analysis Run 3/26/2025 12:56 PM

Plant McIntosh Client: Southern Company Data: McIntosh AP-1

	MGWA-5 (bg)	MGWA-6 (bg)	MGWA-6A (bg)	MGWA-10 (bg)	MGWA-11 (bg)	MGWC-1	MGWC-2
5/5/2016	129	281		78			
5/6/2016						282	661
6/20/2016	156			80	188		
6/21/2016		303				516	692
8/15/2016	160	310		58	180		
8/16/2016						360	650
9/28/2016	91	170		29	100	190	
9/29/2016							640
11/16/2016	250	340		140	270	410	680
1/16/2017				36			
1/17/2017	140	310			170		
1/18/2017							630
1/19/2017						400	
3/2/2017	170	330		78	210	360	660
4/18/2017	140	290		16	160	360	
4/19/2017							600
7/13/2017					150		
10/10/2017	190	310		78	210	480	600
6/12/2018	180			62	150		
6/13/2018		230				390	570
10/9/2018	170			68	150		
10/10/2018		300				260	470
1/29/2019			280				
3/25/2019	150		250	54	210		
3/26/2019		290				370	530
9/10/2019	110	260	230	14	160	360	470
3/9/2020				56	190		
3/10/2020	170	300	260			450	540
9/16/2020	150	300	320	44	150		530
9/17/2020						460	
3/23/2021		300	270	53	220		
3/24/2021	150					380	490
8/23/2021				55	200		
8/24/2021	160	300	280				510
8/25/2021						470	
2/22/2022	150	300	270	38	210	420	
2/23/2022							490
8/2/2022	270	200	190	65	210		
8/3/2022						440	
8/4/2022							480
2/7/2023	150	290	260	61	190		
2/8/2023						400	440
8/1/2023	170	330	360	57	300	450	
8/2/2023							520
2/6/2024	150	280	260	57	210	420	
2/7/2024							450
8/13/2024	150	290	270	63	200	420	
8/14/2024							450
2/3/2025	150	260					
2/4/2025			250	54	220	400	
2/5/2025							420

Time Series

Constituent: TDS (mg/L) Analysis Run 3/26/2025 12:56 PM

Plant McIntosh Client: Southern Company Data: McIntosh AP-1

	MGWC-3	MGWC-7	MGWC-8	MGWC-12	MGWC-19	MGWC-20
5/5/2016		272	287			
5/6/2016	380					
6/21/2016	392	356	297	177		
8/15/2016		330	230			
8/16/2016	360			160		
9/28/2016		180	130			
9/29/2016	380			190		
11/16/2016	420	330	290	240		
1/17/2017	380	310	240			
1/18/2017				180		
3/2/2017	410	340	270	170		
4/18/2017	360	300	310			
4/25/2017				170		
7/13/2017				150		
10/10/2017	400	340	450	160		
6/12/2018				170		
6/13/2018	320	320	600			
10/10/2018	300	270	410	48		
3/26/2019	370	320	630	180		
9/10/2019	360	260	660	140		
3/10/2020	390	370	600	170		
9/16/2020				190		
9/17/2020	410	320	740			
3/24/2021	430	330	530	190		
8/24/2021	450					
8/25/2021		390	720	230		
2/22/2022				190		
2/23/2022	450	390	630			
8/2/2022				150		
8/3/2022	430	400				
8/4/2022			620			
2/7/2023	410			190		
2/8/2023		370	480			
8/1/2023	420		570			
8/2/2023		410		200		
2/6/2024		350				
2/7/2024	370		590	200		
8/14/2024	360	350	580	190		
12/9/2024					510	320
2/4/2025	330	330	590	200		310
2/5/2025					500	

Time Series

Constituent: Thallium (mg/L) Analysis Run 3/26/2025 12:56 PM

Plant McIntosh Client: Southern Company Data: McIntosh AP-1

	MGWA-5 (bg)	MGWA-6 (bg)	MGWA-6A (bg)	MGWA-10 (bg)	MGWA-11 (bg)	MGWC-1	MGWC-2
5/5/2016	<0.001	<0.001		<0.001			
5/6/2016						<0.001	<0.001
6/20/2016	<0.001			<0.001	<0.001		
6/21/2016		0.0001 (J)				9E-05 (J)	<0.001
8/15/2016	<0.001	<0.001		<0.001	<0.001		
8/16/2016						<0.001	<0.001
9/28/2016	<0.001	<0.001		<0.001	<0.001	<0.001	
9/29/2016							<0.001
11/16/2016	<0.001	<0.001		<0.001	<0.001	<0.001	<0.001
1/16/2017				<0.001			
1/17/2017	<0.001	<0.001			<0.001		
1/18/2017							<0.001
1/19/2017						<0.001	
3/2/2017	<0.001	<0.001		<0.001	<0.001	<0.001	<0.001
4/18/2017	<0.001	<0.001		<0.001	<0.001	9.5E-05 (J)	
4/19/2017							<0.001
7/13/2017					<0.001		
3/29/2018	<0.001	<0.001		<0.001	<0.001	0.00014 (J)	
3/30/2018							<0.001
6/12/2018	<0.001			<0.001	<0.001		
6/13/2018		<0.001				<0.001	<0.001
10/9/2018	<0.001			<0.001	<0.001		
10/10/2018		<0.001				<0.001	<0.001
1/28/2019				<0.001	<0.001		
1/29/2019	<0.001	<0.001	<0.001			<0.001	<0.001
1/28/2020	<0.001	0.00027 (J)	<0.001	<0.001	0.00033 (J)		
1/29/2020						0.00032 (J)	0.00021 (J)
3/9/2020				0.00058 (J)	0.00036 (J)		
3/10/2020	0.00015 (J)	0.00019 (J)	<0.001			<0.001	<0.001
9/16/2020	0.00018 (J)	0.00021 (J)	<0.001	<0.001	0.00041 (J)		<0.001
9/17/2020						0.00016 (J)	
1/25/2021				<0.001			
1/26/2021	<0.001	<0.001	<0.001		<0.001	0.00016 (J)	<0.001
3/23/2021		0.00025 (J)	<0.001	0.00046 (J)	0.00051 (J)		
3/24/2021	<0.001					<0.001	<0.001
8/23/2021				<0.001	0.0004 (J)		
8/24/2021	<0.001	0.00017 (J)	<0.001				<0.001
8/25/2021						<0.001	
2/22/2022	<0.001	<0.001	<0.001	<0.001	<0.001	<0.001	
2/23/2022							<0.001
8/2/2022	<0.001	<0.001	<0.001	<0.001	<0.001		
8/3/2022						<0.001	
8/4/2022							<0.001
2/7/2023	<0.001	<0.001	<0.001	<0.001	<0.001		
2/8/2023						<0.001	<0.001
8/1/2023	<0.001	<0.001	<0.001	<0.001	<0.001	<0.001	
8/2/2023							<0.001
2/6/2024	<0.001	<0.001	<0.001	<0.001	<0.001	<0.001	
2/7/2024							<0.001
8/13/2024	<0.001	<0.001	<0.001	<0.001	<0.001	<0.001	
8/14/2024							<0.001
2/3/2025	<0.001	<0.001					

ND substitution: RL or RL/2 if <15% NDs.

Time Series

Constituent: Thallium (mg/L) Analysis Run 3/26/2025 12:56 PM

Plant McIntosh Client: Southern Company Data: McIntosh AP-1

	MGWA-5 (bg)	MGWA-6 (bg)	MGWA-6A (bg)	MGWA-10 (bg)	MGWA-11 (bg)	MGWC-1	MGWC-2
2/4/2025			<0.001	<0.001	<0.001	<0.001	
2/5/2025							<0.001

ND substitution: RL or RL/2 if <15% NDs.

Time Series

Constituent: Thallium (mg/L) Analysis Run 3/26/2025 12:56 PM

Plant McIntosh Client: Southern Company Data: McIntosh AP-1

	MGWC-3	MGWC-7	MGWC-8	MGWC-12	MGWC-19	MGWC-20
5/5/2016		<0.001	<0.001			
5/6/2016	<0.001					
6/21/2016	<0.001	<0.001	0.0001 (J)	<0.001		
8/15/2016		<0.001	0.00016 (J)			
8/16/2016	<0.001			<0.001		
9/28/2016		<0.001	0.00014 (J)			
9/29/2016	<0.001			<0.001		
11/16/2016	<0.001	<0.001	9E-05 (J)	<0.001		
1/17/2017	<0.001	<0.001	0.00016 (J)			
1/18/2017				<0.001		
3/2/2017	<0.001	<0.001	0.00018 (J)	<0.001		
4/18/2017	<0.001	<0.001	0.00019 (J)			
4/25/2017				<0.001		
7/13/2017				<0.001		
3/29/2018		<0.001		<0.001		
3/30/2018	<0.001		0.00027 (J)			
6/12/2018				<0.001		
6/13/2018	<0.001	<0.001	0.00027 (J)			
10/10/2018	<0.001	<0.001	0.00025 (J)	<0.001		
1/29/2019	<0.001	<0.001	<0.001	<0.001		
1/28/2020		<0.001		<0.001		
1/29/2020	0.00037 (J)		0.00042 (J)			
3/10/2020	0.00016 (J)	<0.001	0.00025 (J)	0.00015 (J)		
9/16/2020				0.00027 (J)		
9/17/2020	<0.001	<0.001	0.00031 (J)			
1/26/2021	<0.001	0.00016 (J)	0.0003 (J)	<0.001		
3/24/2021	<0.001	<0.001	<0.001	<0.001		
8/24/2021	<0.001					
8/25/2021		<0.001	0.0004 (J)	<0.001		
2/22/2022				<0.001		
2/23/2022	<0.001	<0.001	<0.001			
8/2/2022				<0.001		
8/3/2022	<0.001	<0.001				
8/4/2022			<0.001			
2/7/2023	<0.001			<0.001		
2/8/2023		<0.001	<0.001			
8/1/2023	<0.001		<0.001			
8/2/2023		<0.001		<0.001		
2/6/2024		<0.001				
2/7/2024	<0.001		<0.001	<0.001		
8/14/2024	<0.001	<0.001	<0.001	<0.001		
2/4/2025	<0.001	<0.001	<0.001	<0.001		<0.001
2/5/2025					<0.001	

ND substitution: RL or RL/2 if <15% NDs.

FIGURE B.

Sanitas™ v.10.0.24 Software licensed to Groundwater Stats Consulting. UG

Box & Whiskers Plot

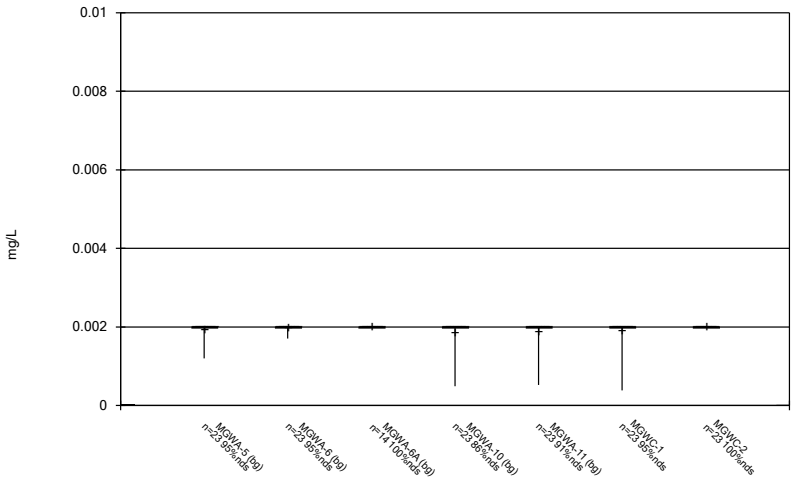

Constituent: Antimony Analysis Run 3/26/2025 12:57 PM

Plant McIntosh Client: Southern Company Data: McIntosh AP-1

Sanitas™ v.10.0.24 Software licensed to Groundwater Stats Consulting. UG

Box & Whiskers Plot

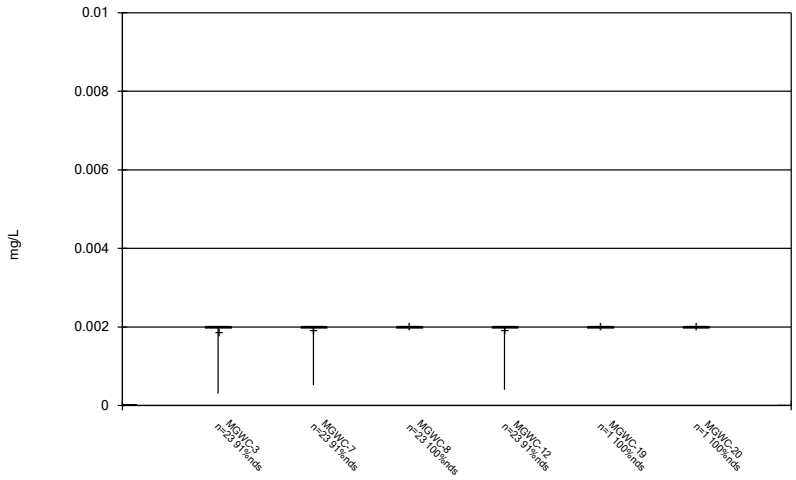

Constituent: Antimony Analysis Run 3/26/2025 12:57 PM

Plant McIntosh Client: Southern Company Data: McIntosh AP-1

Sanitas™ v.10.0.24 Software licensed to Groundwater Stats Consulting. UG

Box & Whiskers Plot

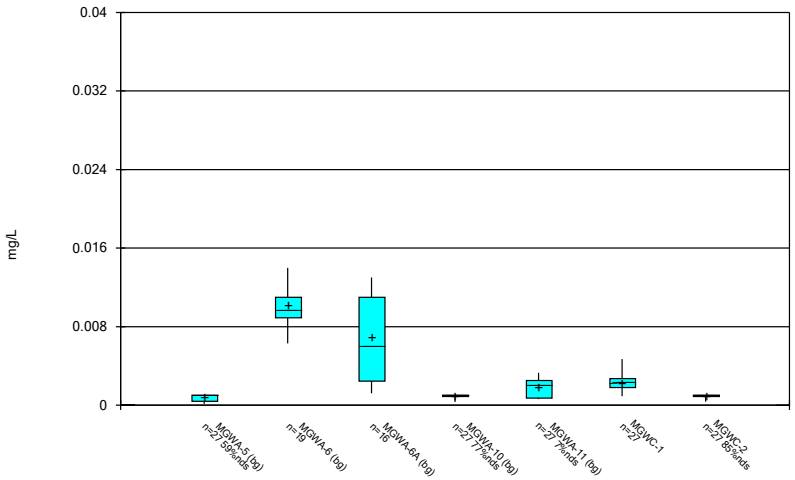

Constituent: Arsenic Analysis Run 3/26/2025 12:57 PM

Plant McIntosh Client: Southern Company Data: McIntosh AP-1

Sanitas™ v.10.0.24 Software licensed to Groundwater Stats Consulting. UG

Box & Whiskers Plot

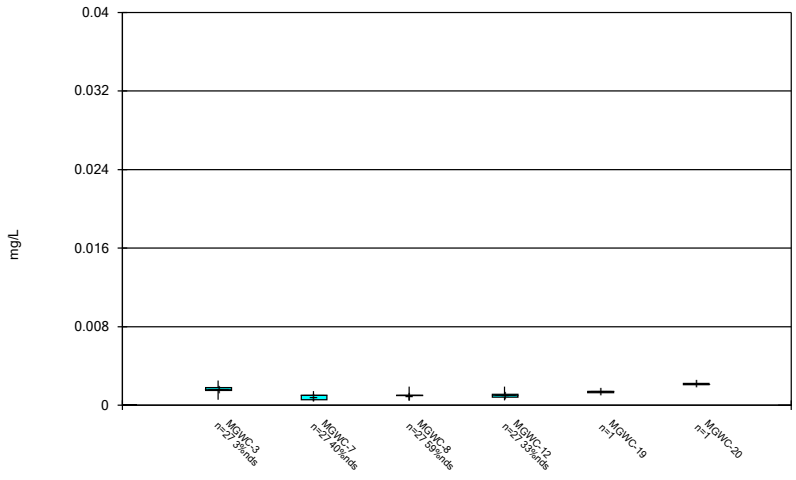

Constituent: Arsenic Analysis Run 3/26/2025 12:57 PM

Plant McIntosh Client: Southern Company Data: McIntosh AP-1

Sanitas™ v.10.0.24 Software licensed to Groundwater Stats Consulting. UG

Box & Whiskers Plot

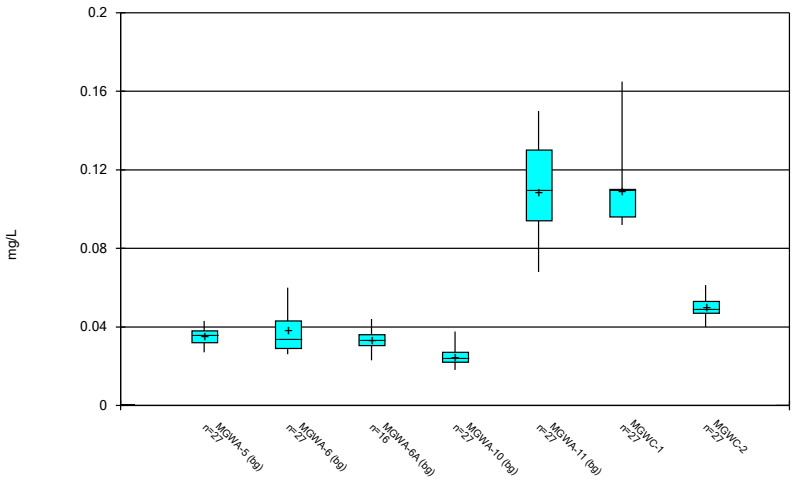

Constituent: Barium Analysis Run 3/26/2025 12:57 PM

Plant McIntosh Client: Southern Company Data: McIntosh AP-1

Sanitas™ v.10.0.24 Software licensed to Groundwater Stats Consulting. UG

Box & Whiskers Plot

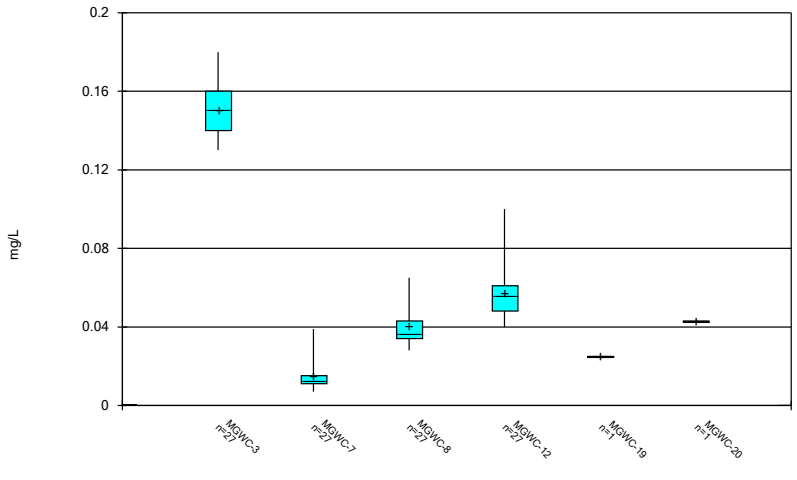

Constituent: Barium Analysis Run 3/26/2025 12:57 PM

Plant McIntosh Client: Southern Company Data: McIntosh AP-1

Sanitas™ v.10.0.24 Software licensed to Groundwater Stats Consulting. UG

Box & Whiskers Plot

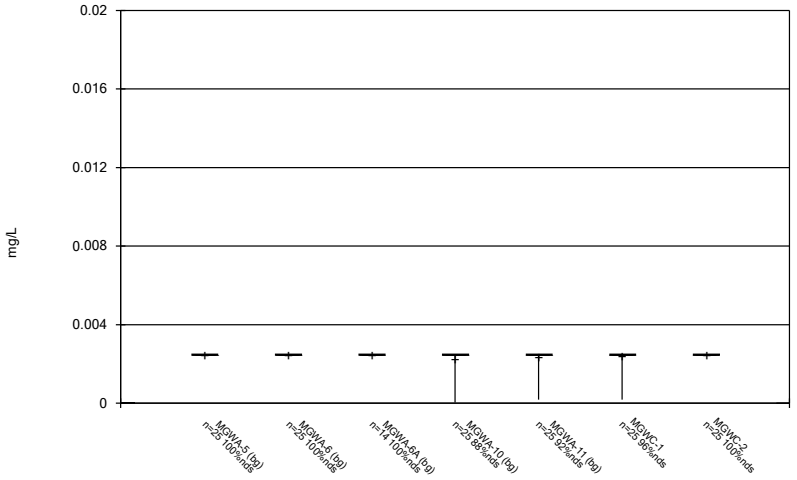

Constituent: Beryllium Analysis Run 3/26/2025 12:57 PM

Plant McIntosh Client: Southern Company Data: McIntosh AP-1

Sanitas™ v.10.0.24 Software licensed to Groundwater Stats Consulting. UG

Box & Whiskers Plot

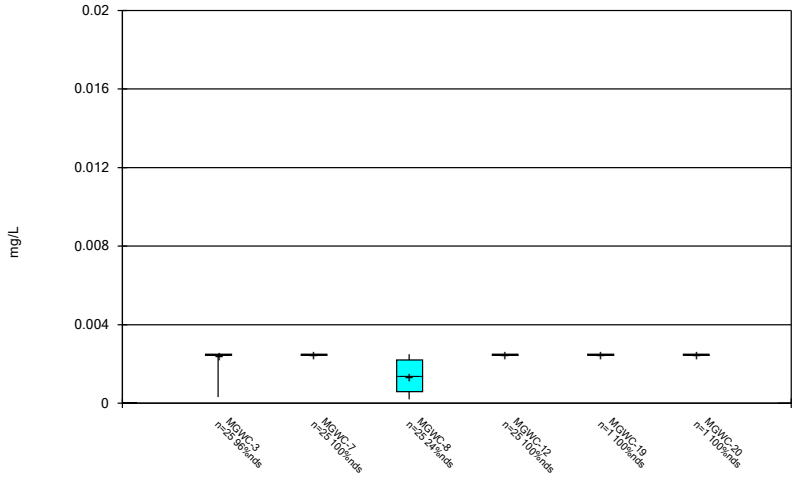

Constituent: Beryllium Analysis Run 3/26/2025 12:57 PM

Plant McIntosh Client: Southern Company Data: McIntosh AP-1

Sanitas™ v.10.0.24 Software licensed to Groundwater Stats Consulting. UG

Box & Whiskers Plot

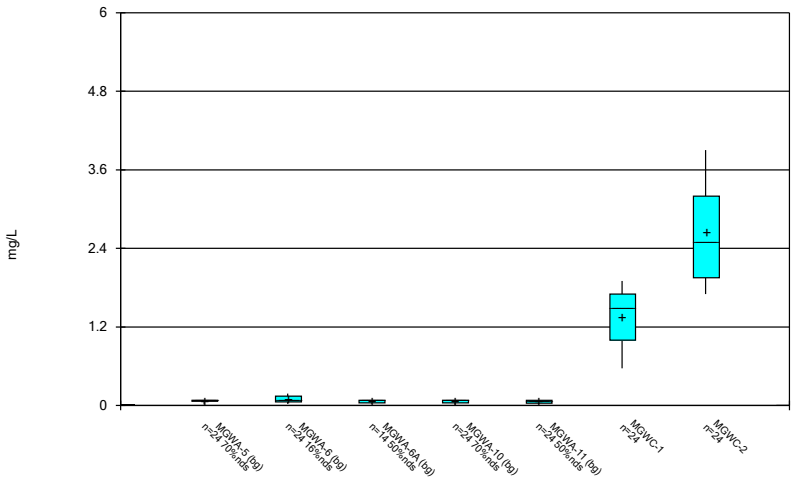

Constituent: Boron Analysis Run 3/26/2025 12:57 PM

Plant McIntosh Client: Southern Company Data: McIntosh AP-1

Sanitas™ v.10.0.24 Software licensed to Groundwater Stats Consulting. UG

Box & Whiskers Plot

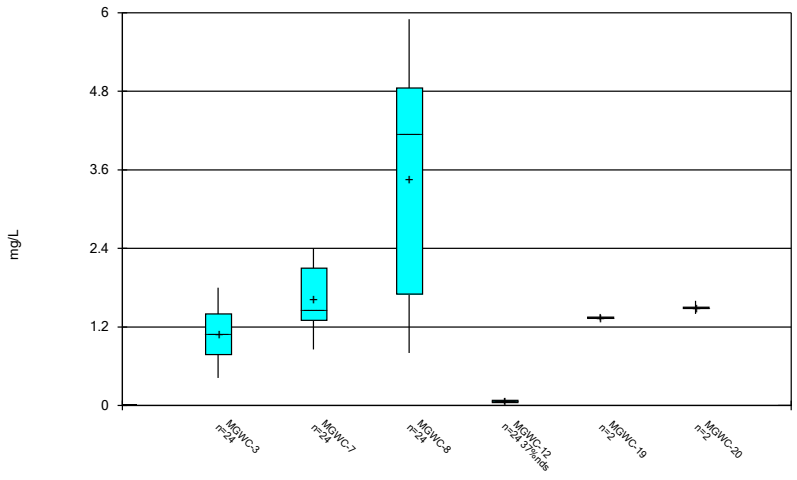

Constituent: Boron Analysis Run 3/26/2025 12:57 PM

Plant McIntosh Client: Southern Company Data: McIntosh AP-1

Sanitas™ v.10.0.24 Software licensed to Groundwater Stats Consulting. UG

Box & Whiskers Plot

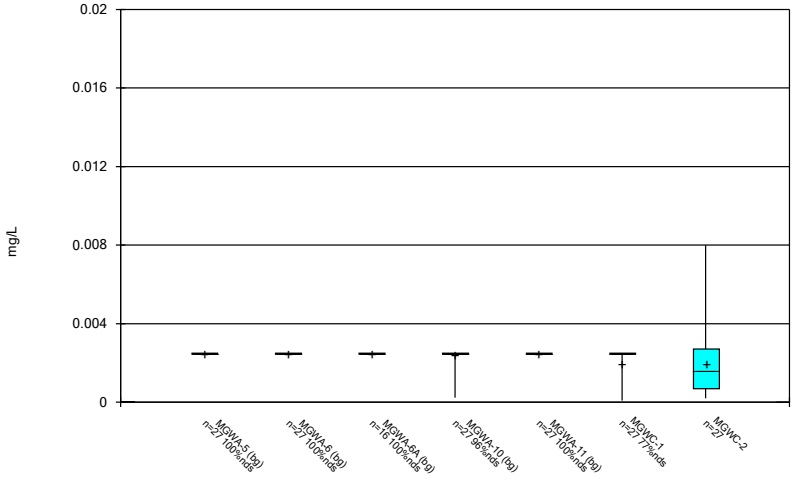

Constituent: Cadmium Analysis Run 3/26/2025 12:57 PM

Plant McIntosh Client: Southern Company Data: McIntosh AP-1

Sanitas™ v.10.0.24 Software licensed to Groundwater Stats Consulting. UG

Box & Whiskers Plot

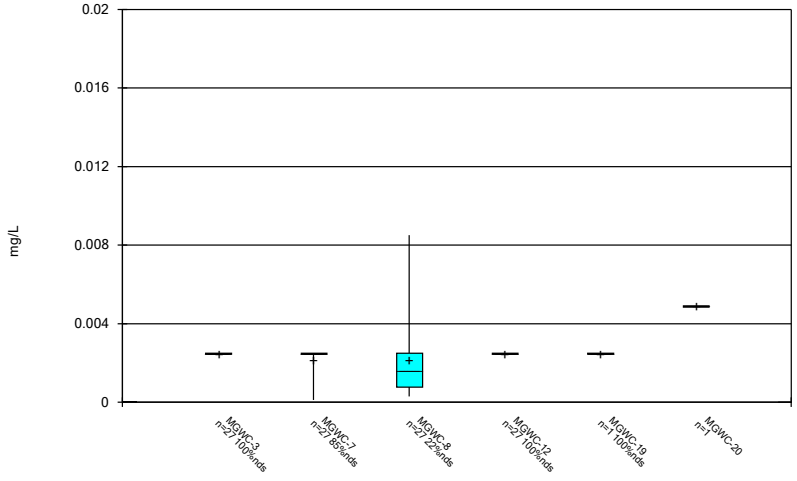

Constituent: Cadmium Analysis Run 3/26/2025 12:57 PM

Plant McIntosh Client: Southern Company Data: McIntosh AP-1

Sanitas™ v.10.0.24 Software licensed to Groundwater Stats Consulting. UG

Box & Whiskers Plot

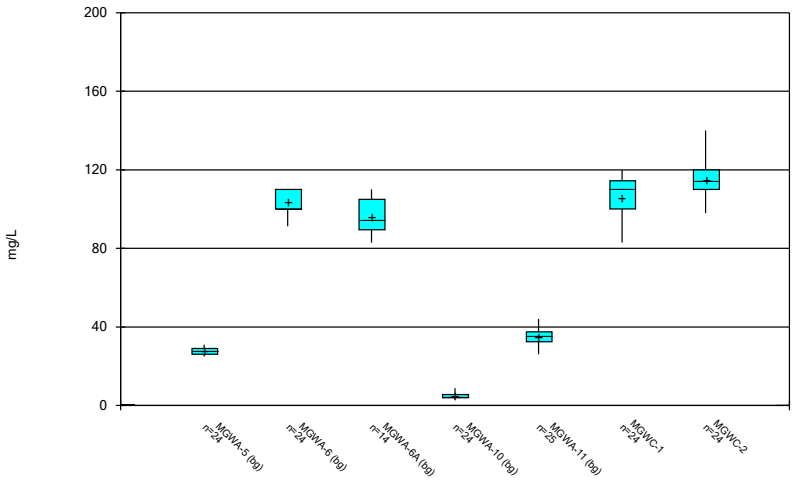

Constituent: Calcium Analysis Run 3/26/2025 12:57 PM
Plant McIntosh Client: Southern Company Data: McIntosh AP-1

Sanitas™ v.10.0.24 Software licensed to Groundwater Stats Consulting. UG

Box & Whiskers Plot

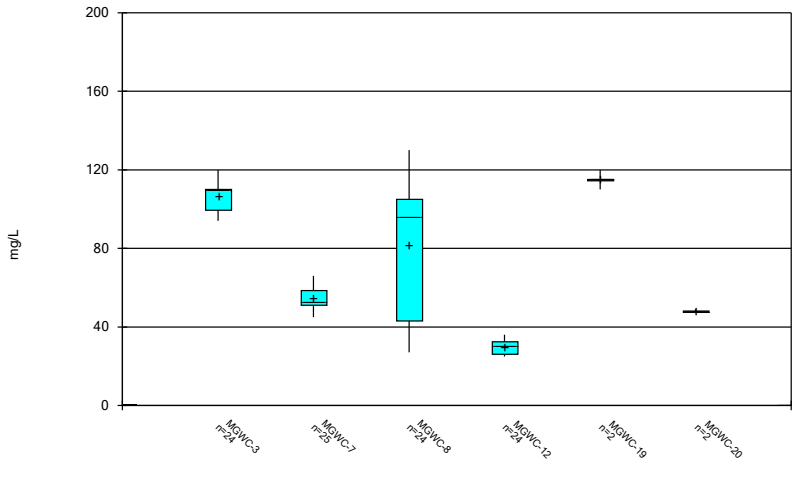

Constituent: Calcium Analysis Run 3/26/2025 12:57 PM
Plant McIntosh Client: Southern Company Data: McIntosh AP-1

Sanitas™ v.10.0.24 Software licensed to Groundwater Stats Consulting. UG

Box & Whiskers Plot

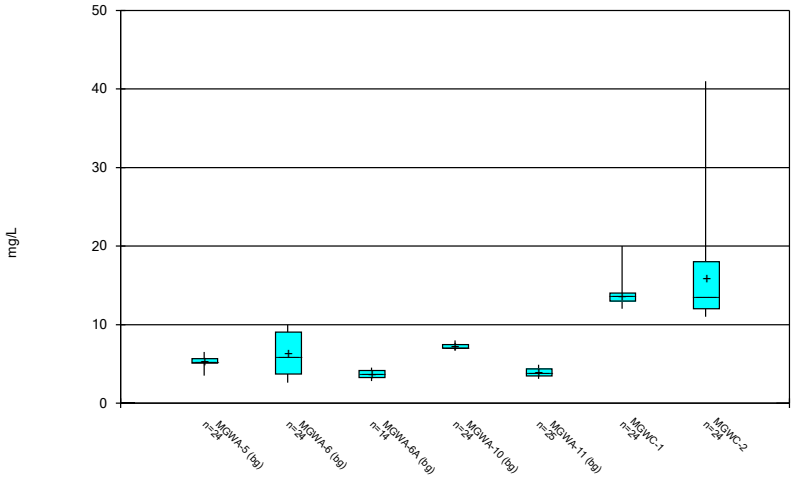

Constituent: Chloride Analysis Run 3/26/2025 12:57 PM
Plant McIntosh Client: Southern Company Data: McIntosh AP-1

Sanitas™ v.10.0.24 Software licensed to Groundwater Stats Consulting. UG

Box & Whiskers Plot

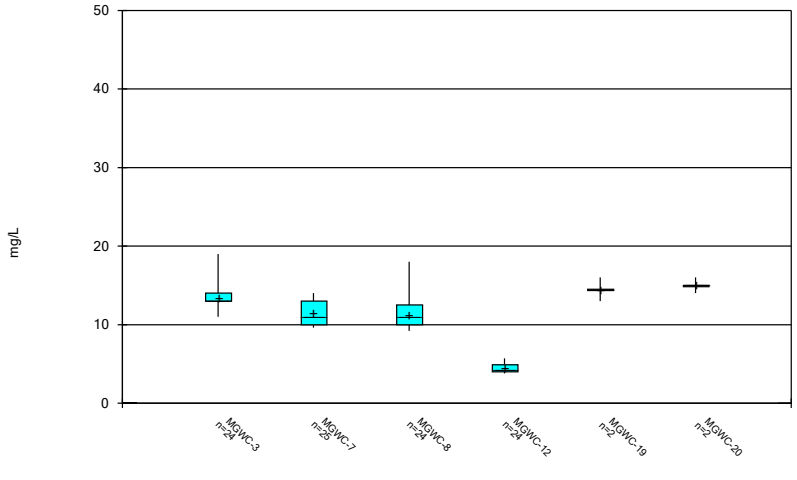

Constituent: Chloride Analysis Run 3/26/2025 12:57 PM
Plant McIntosh Client: Southern Company Data: McIntosh AP-1

Sanitas™ v.10.0.24 Software licensed to Groundwater Stats Consulting. UG

Box & Whiskers Plot

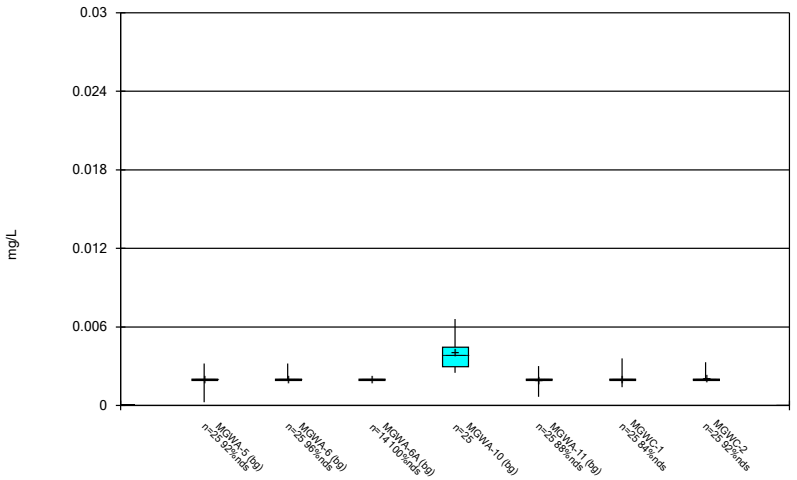

Constituent: Chromium Analysis Run 3/26/2025 12:57 PM

Plant McIntosh Client: Southern Company Data: McIntosh AP-1

Sanitas™ v.10.0.24 Software licensed to Groundwater Stats Consulting. UG

Box & Whiskers Plot

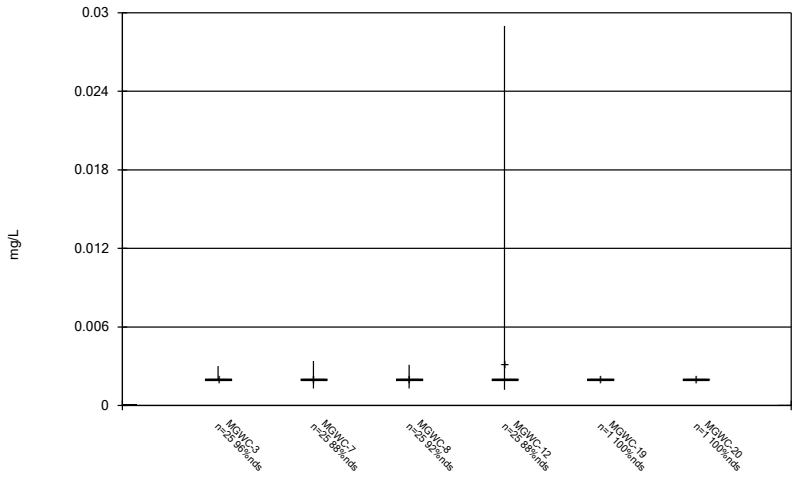

Constituent: Chromium Analysis Run 3/26/2025 12:57 PM

Plant McIntosh Client: Southern Company Data: McIntosh AP-1

Sanitas™ v.10.0.24 Software licensed to Groundwater Stats Consulting. UG

Box & Whiskers Plot

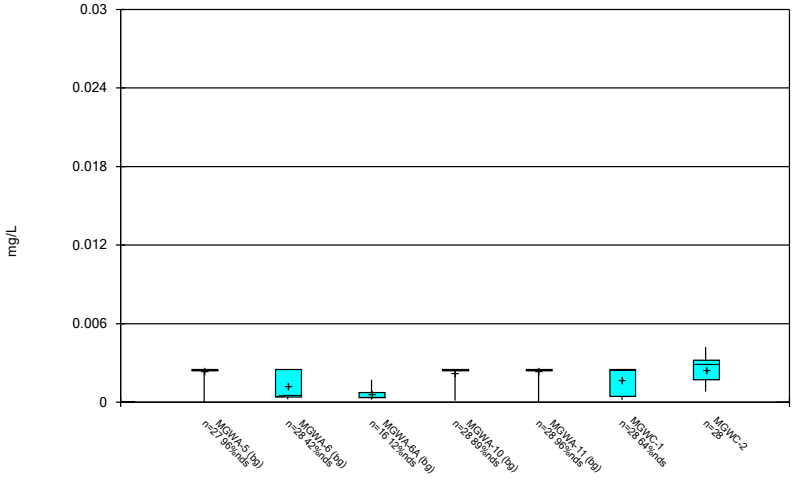

Constituent: Cobalt Analysis Run 3/26/2025 12:57 PM

Plant McIntosh Client: Southern Company Data: McIntosh AP-1

Sanitas™ v.10.0.24 Software licensed to Groundwater Stats Consulting. UG

Box & Whiskers Plot

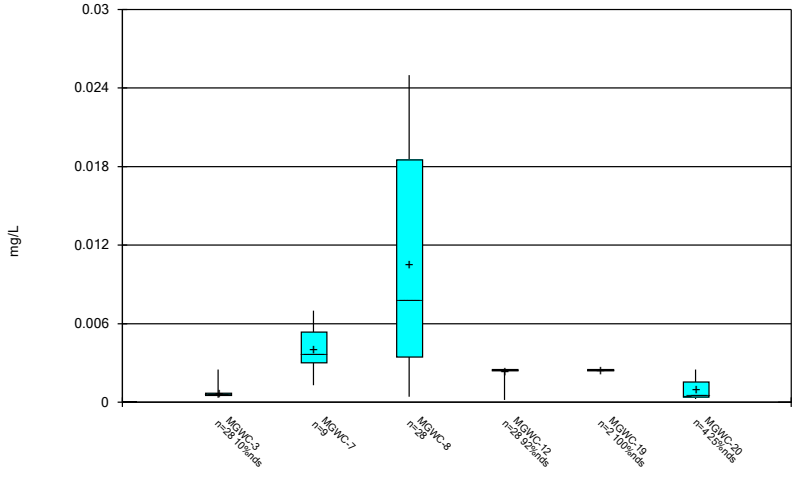

Constituent: Cobalt Analysis Run 3/26/2025 12:57 PM

Plant McIntosh Client: Southern Company Data: McIntosh AP-1

Sanitas™ v.10.0.24 Software licensed to Groundwater Stats Consulting. UG

Box & Whiskers Plot

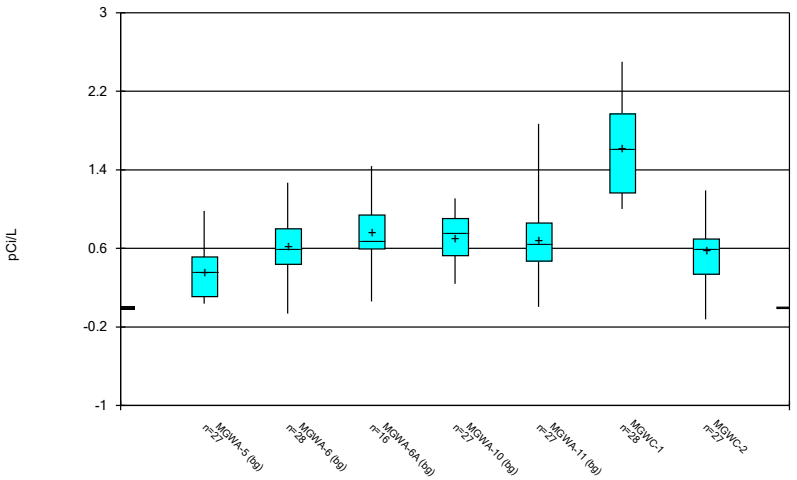

Constituent: Combined Radium 226 + 228 Analysis Run 3/26/2025 12:57 PM
Plant McIntosh Client: Southern Company Data: McIntosh AP-1

Sanitas™ v.10.0.24 Software licensed to Groundwater Stats Consulting. UG

Box & Whiskers Plot

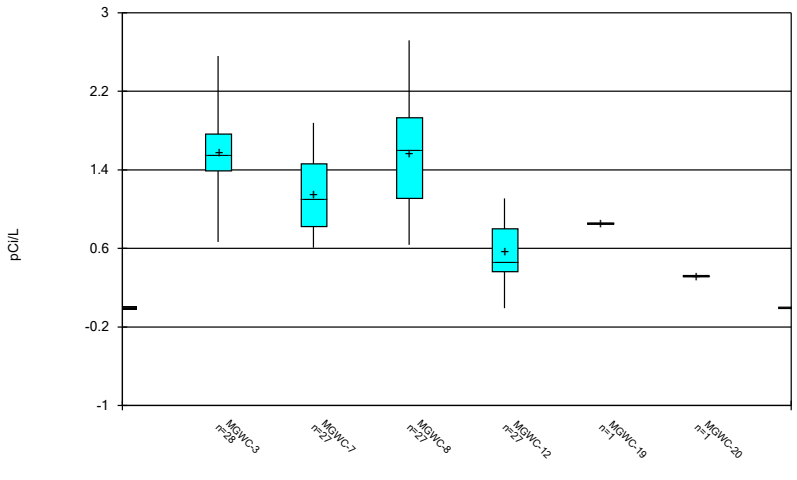

Constituent: Combined Radium 226 + 228 Analysis Run 3/26/2025 12:57 PM
Plant McIntosh Client: Southern Company Data: McIntosh AP-1

Sanitas™ v.10.0.24 Software licensed to Groundwater Stats Consulting. UG

Box & Whiskers Plot

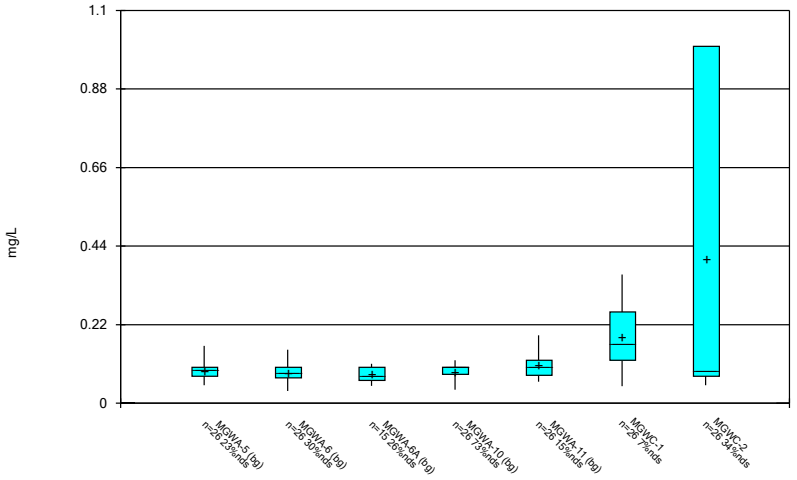

Constituent: Fluoride Analysis Run 3/26/2025 12:57 PM
Plant McIntosh Client: Southern Company Data: McIntosh AP-1

Sanitas™ v.10.0.24 Software licensed to Groundwater Stats Consulting. UG

Box & Whiskers Plot

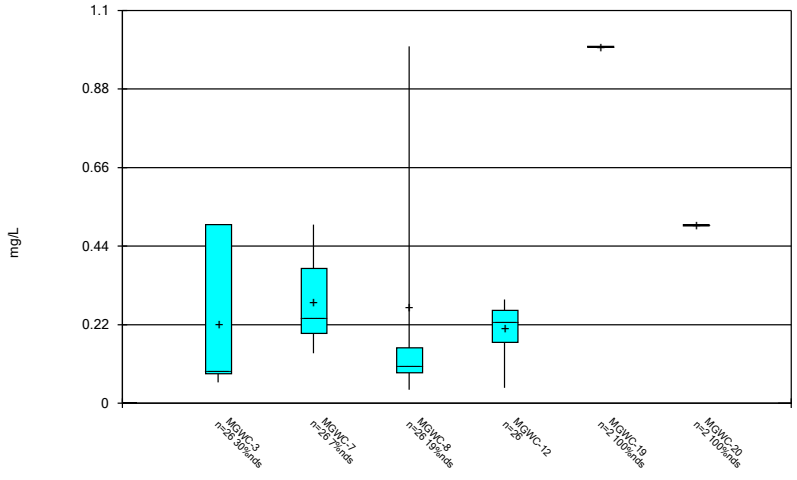

Constituent: Fluoride Analysis Run 3/26/2025 12:58 PM
Plant McIntosh Client: Southern Company Data: McIntosh AP-1

Sanitas™ v.10.0.24 Software licensed to Groundwater Stats Consulting. UG

Box & Whiskers Plot

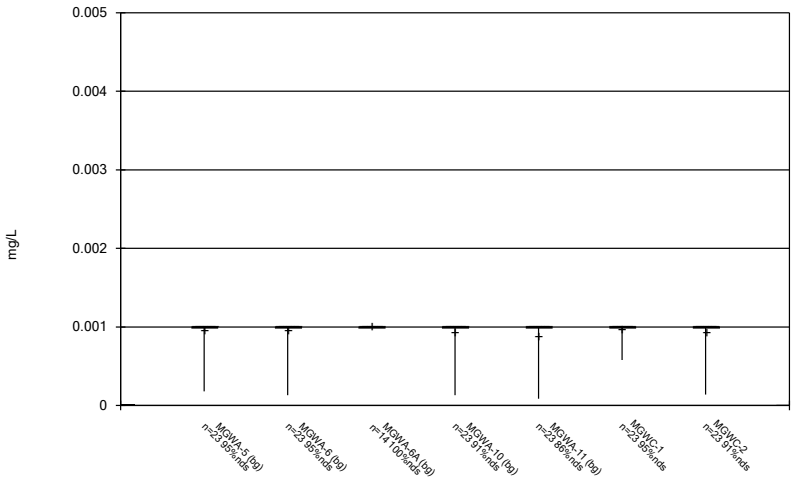

Constituent: Lead Analysis Run 3/26/2025 12:58 PM

Plant McIntosh Client: Southern Company Data: McIntosh AP-1

Sanitas™ v.10.0.24 Software licensed to Groundwater Stats Consulting. UG

Box & Whiskers Plot

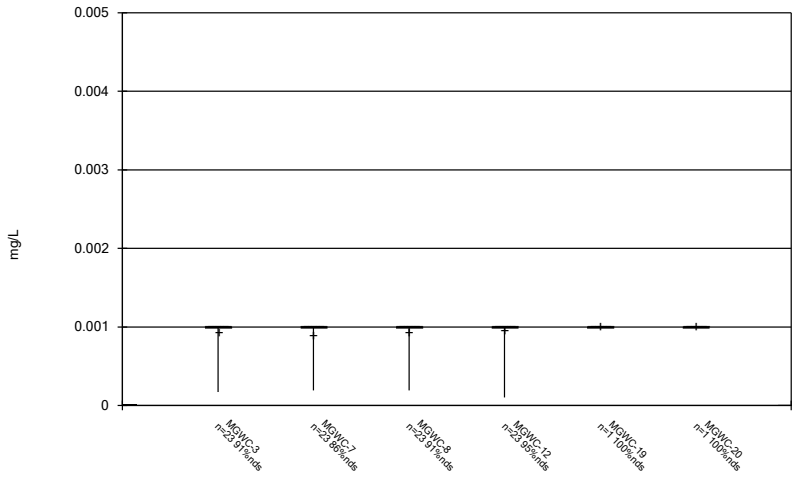

Constituent: Lead Analysis Run 3/26/2025 12:58 PM

Plant McIntosh Client: Southern Company Data: McIntosh AP-1

Sanitas™ v.10.0.24 Software licensed to Groundwater Stats Consulting. UG

Box & Whiskers Plot

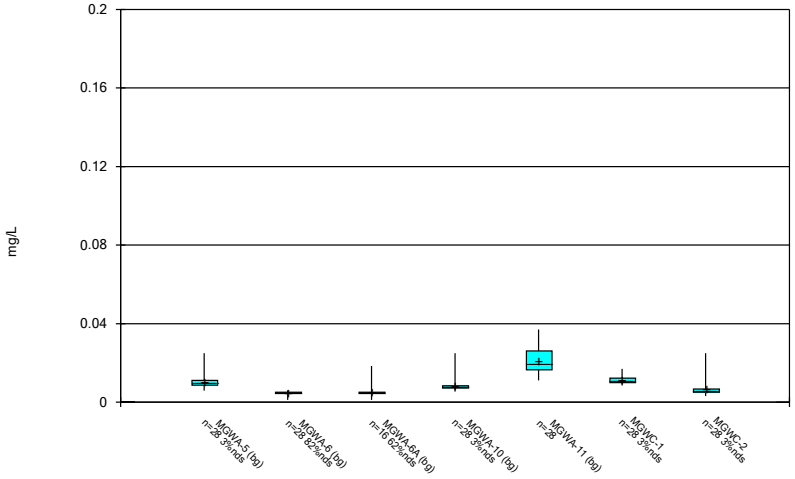

Constituent: Lithium Analysis Run 3/26/2025 12:58 PM

Plant McIntosh Client: Southern Company Data: McIntosh AP-1

Sanitas™ v.10.0.24 Software licensed to Groundwater Stats Consulting. UG

Box & Whiskers Plot

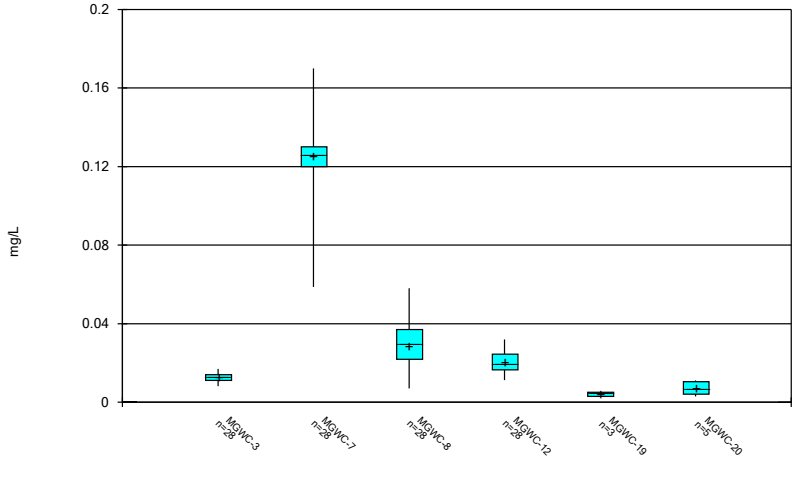

Constituent: Lithium Analysis Run 3/26/2025 12:58 PM

Plant McIntosh Client: Southern Company Data: McIntosh AP-1

Sanitas™ v.10.0.24 Software licensed to Groundwater Stats Consulting. UG

Box & Whiskers Plot

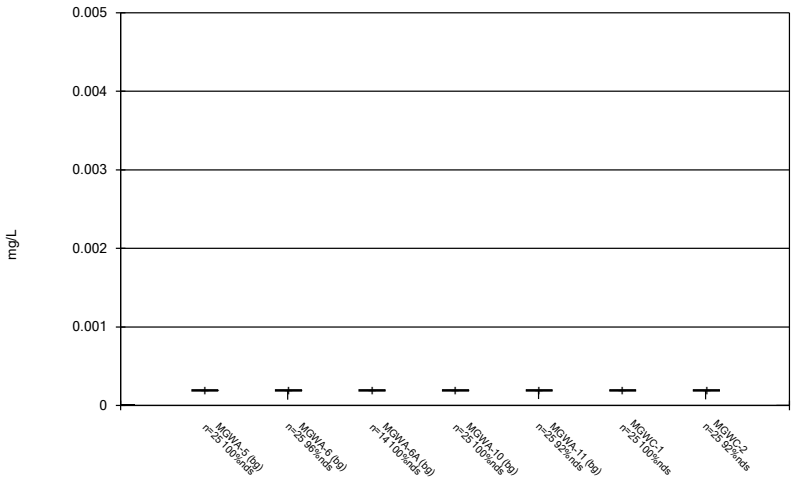

Constituent: Mercury Analysis Run 3/26/2025 12:58 PM

Plant McIntosh Client: Southern Company Data: McIntosh AP-1

Sanitas™ v.10.0.24 Software licensed to Groundwater Stats Consulting. UG

Box & Whiskers Plot

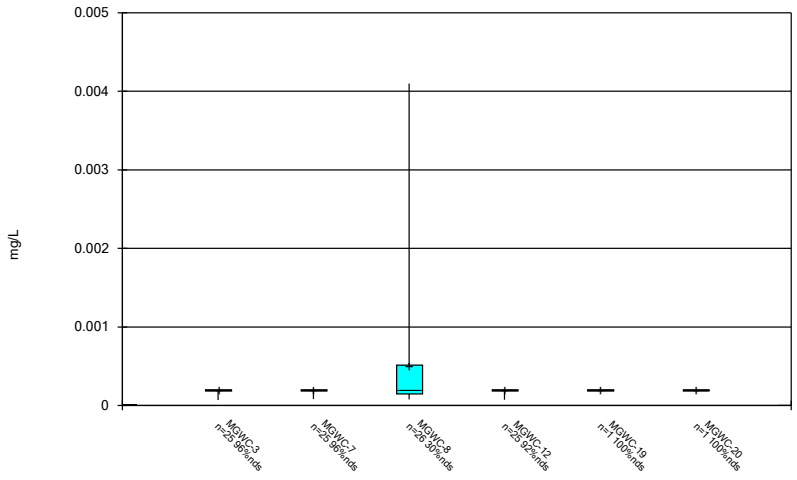

Constituent: Mercury Analysis Run 3/26/2025 12:58 PM

Plant McIntosh Client: Southern Company Data: McIntosh AP-1

Sanitas™ v.10.0.24 Software licensed to Groundwater Stats Consulting. UG

Box & Whiskers Plot

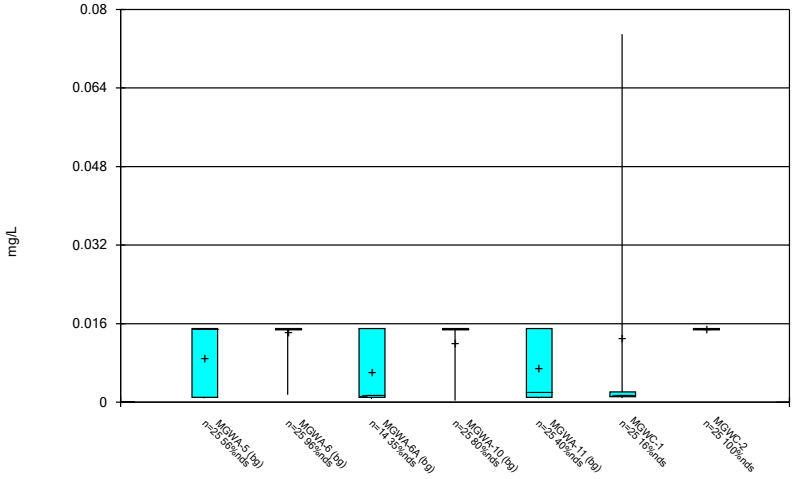

Constituent: Molybdenum Analysis Run 3/26/2025 12:58 PM

Plant McIntosh Client: Southern Company Data: McIntosh AP-1

Sanitas™ v.10.0.24 Software licensed to Groundwater Stats Consulting. UG

Box & Whiskers Plot

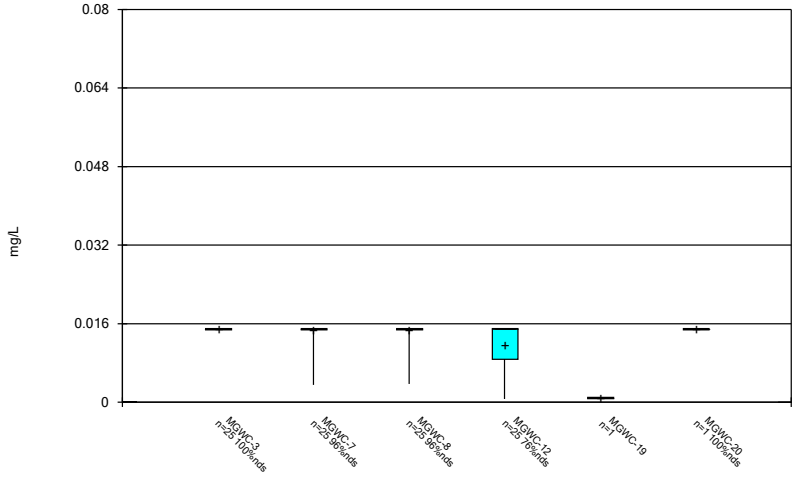

Constituent: Molybdenum Analysis Run 3/26/2025 12:58 PM

Plant McIntosh Client: Southern Company Data: McIntosh AP-1

Sanitas™ v.10.0.24 Software licensed to Groundwater Stats Consulting. UG

Box & Whiskers Plot

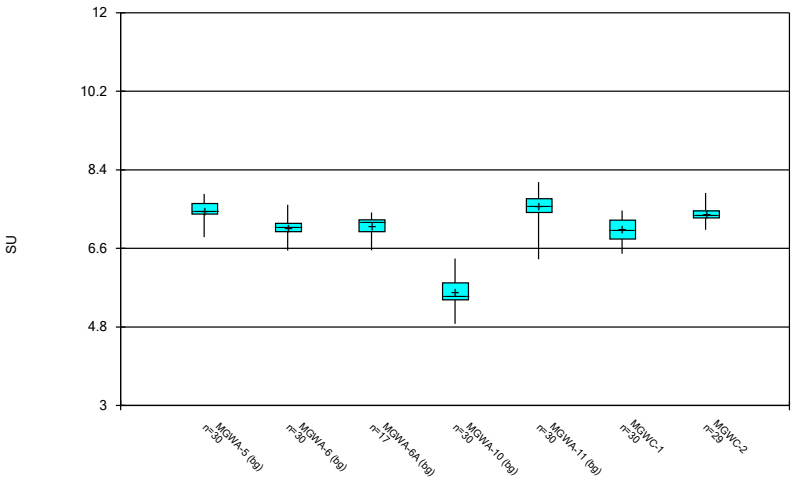

Constituent: pH, Field Analysis Run 3/26/2025 12:58 PM
Plant McIntosh Client: Southern Company Data: McIntosh AP-1

Sanitas™ v.10.0.24 Software licensed to Groundwater Stats Consulting. UG

Box & Whiskers Plot

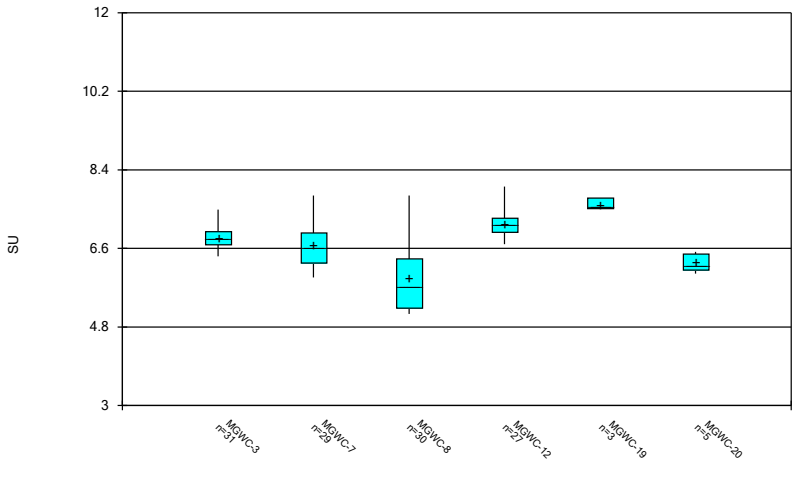

Constituent: pH, Field Analysis Run 3/26/2025 12:58 PM
Plant McIntosh Client: Southern Company Data: McIntosh AP-1

Sanitas™ v.10.0.24 Software licensed to Groundwater Stats Consulting. UG

Box & Whiskers Plot

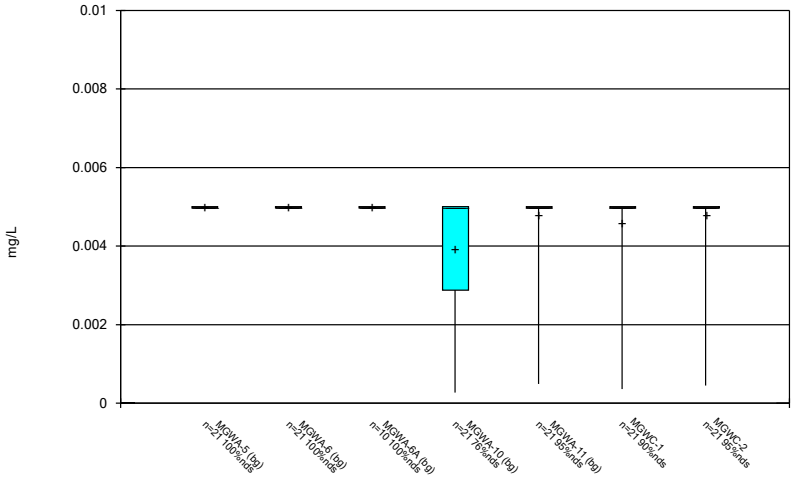

Constituent: Selenium Analysis Run 3/26/2025 12:58 PM
Plant McIntosh Client: Southern Company Data: McIntosh AP-1

Sanitas™ v.10.0.24 Software licensed to Groundwater Stats Consulting. UG

Box & Whiskers Plot

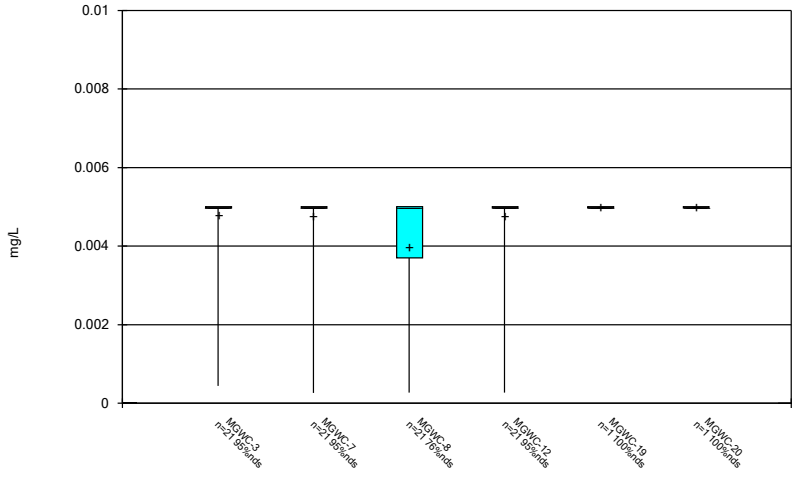

Constituent: Selenium Analysis Run 3/26/2025 12:58 PM
Plant McIntosh Client: Southern Company Data: McIntosh AP-1

Sanitas™ v.10.0.24 Software licensed to Groundwater Stats Consulting. UG

Box & Whiskers Plot

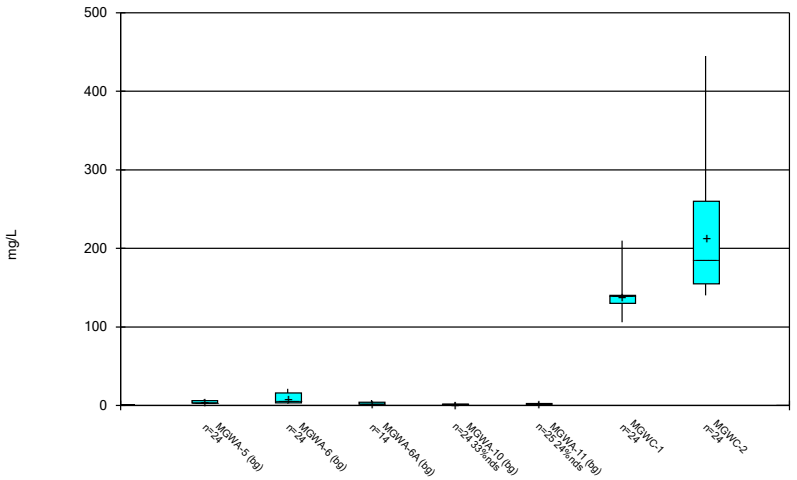

Constituent: Sulfate Analysis Run 3/26/2025 12:58 PM

Plant McIntosh Client: Southern Company Data: McIntosh AP-1

Sanitas™ v.10.0.24 Software licensed to Groundwater Stats Consulting. UG

Box & Whiskers Plot

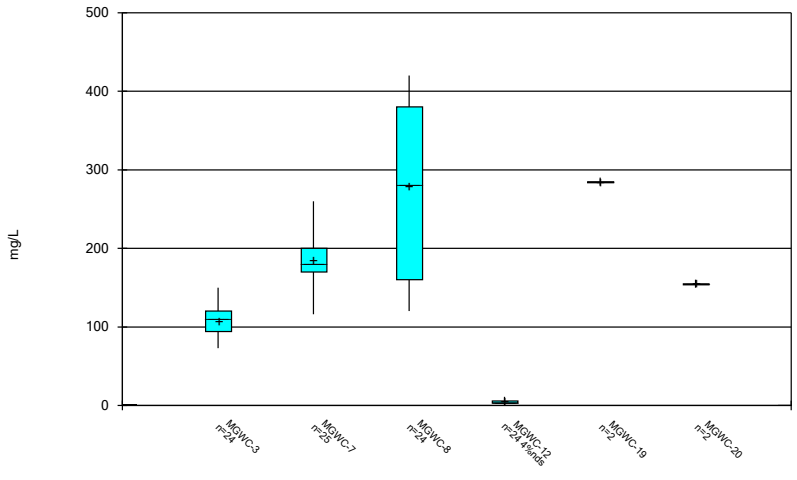

Constituent: Sulfate Analysis Run 3/26/2025 12:58 PM

Plant McIntosh Client: Southern Company Data: McIntosh AP-1

Sanitas™ v.10.0.24 Software licensed to Groundwater Stats Consulting. UG

Box & Whiskers Plot

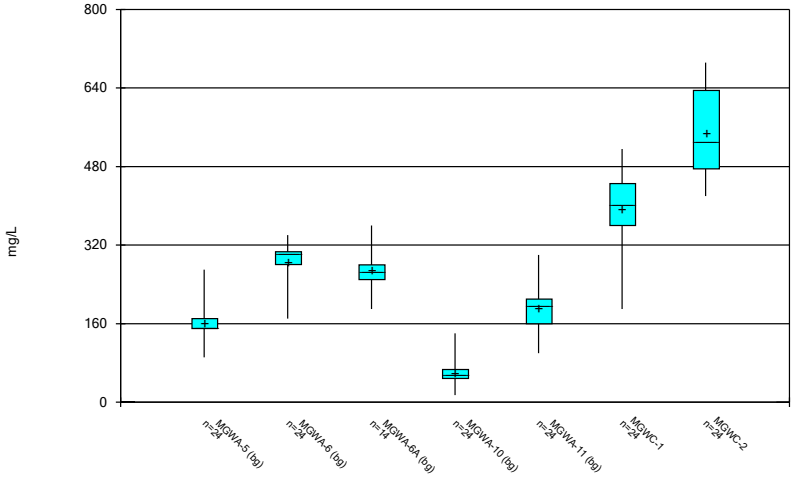

Constituent: TDS Analysis Run 3/26/2025 12:58 PM

Plant McIntosh Client: Southern Company Data: McIntosh AP-1

Sanitas™ v.10.0.24 Software licensed to Groundwater Stats Consulting. UG

Box & Whiskers Plot

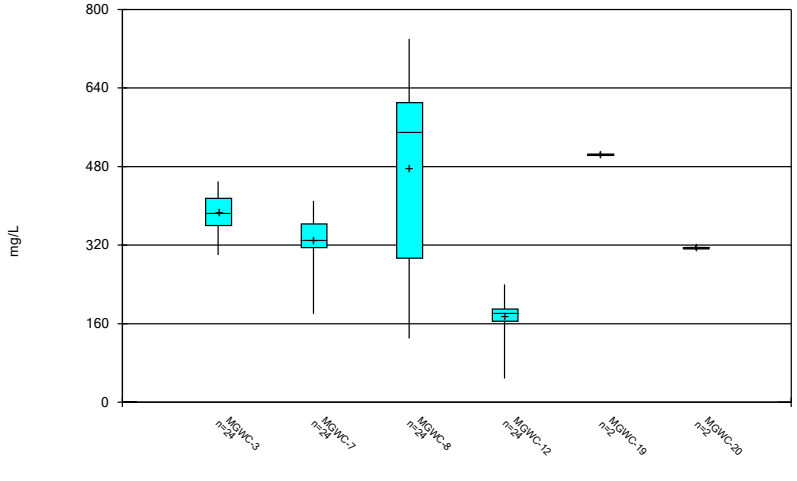

Constituent: TDS Analysis Run 3/26/2025 12:58 PM

Plant McIntosh Client: Southern Company Data: McIntosh AP-1

Sanitas™ v.10.0.24 Software licensed to Groundwater Stats Consulting. UG

Box & Whiskers Plot

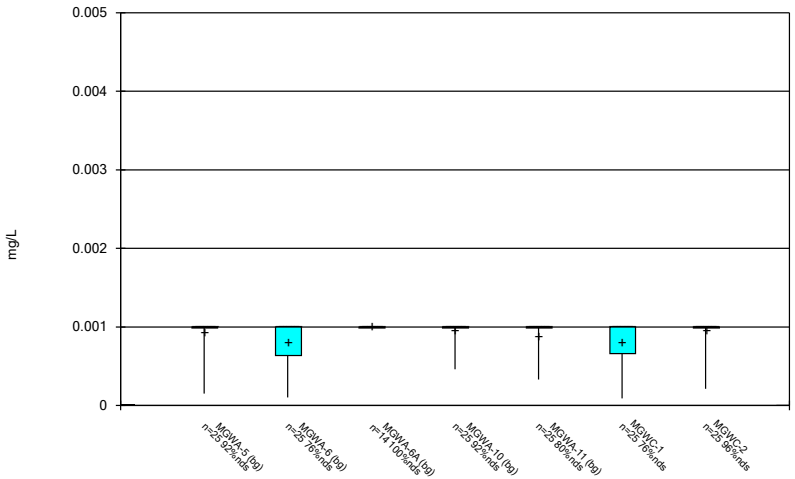

Constituent: Thallium Analysis Run 3/26/2025 12:58 PM

Plant McIntosh Client: Southern Company Data: McIntosh AP-1

Sanitas™ v.10.0.24 Software licensed to Groundwater Stats Consulting. UG

Box & Whiskers Plot

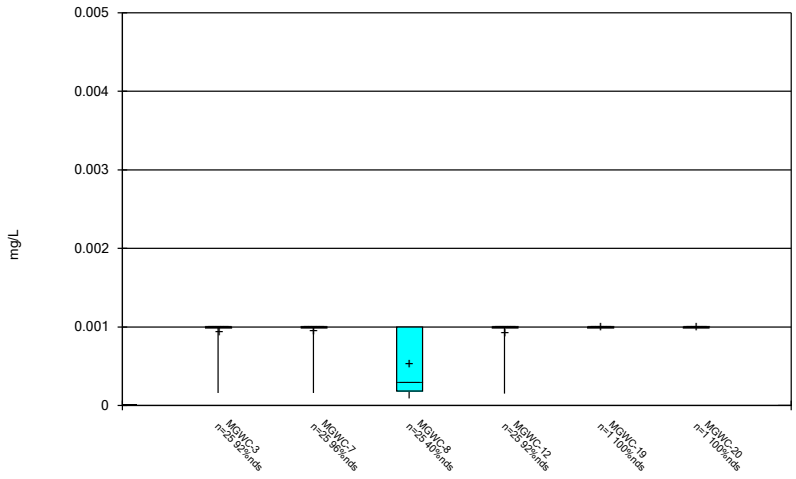

Constituent: Thallium Analysis Run 3/26/2025 12:58 PM

Plant McIntosh Client: Southern Company Data: McIntosh AP-1

FIGURE C.

Outlier Summary

Plant McIntosh Client: Southern Company Data: McIntosh AP-1 Printed 3/26/2025, 1:03 PM

	MGWA-5 Cobalt (mg/L)	MGWC-12 pH, Field (SU)
9/10/2019		10.96 (O)
9/16/2020		11.03 (O)
8/2/2022	0.012 (O)	

FIGURE D.

Appendix III Interwell Prediction Limits - Significant Results

Plant McIntosh Client: Southern Company Data: McIntosh AP-1 Printed 6/4/2025, 4:37 AM

Constituent	Well	Upper Lim.	Lower Lim.	Date	Observ.	Sig.	Bg N	Bg Mean	Std. Dev.	%NDs	ND Adj.	Transform	Alpha	Method
Boron (mg/L)	MGWC-1	0.18	n/a	2/4/2025	1.6	Yes	110	n/a	n/a	51.82	n/a	n/a	0.0001641	NP Inter (NDs) 1 of 2
Boron (mg/L)	MGWC-2	0.18	n/a	2/5/2025	1.7	Yes	110	n/a	n/a	51.82	n/a	n/a	0.0001641	NP Inter (NDs) 1 of 2
Boron (mg/L)	MGWC-3	0.18	n/a	2/4/2025	0.45	Yes	110	n/a	n/a	51.82	n/a	n/a	0.0001641	NP Inter (NDs) 1 of 2
Boron (mg/L)	MGWC-7	0.18	n/a	2/4/2025	2.4	Yes	110	n/a	n/a	51.82	n/a	n/a	0.0001641	NP Inter (NDs) 1 of 2
Boron (mg/L)	MGWC-8	0.18	n/a	2/4/2025	5.9	Yes	110	n/a	n/a	51.82	n/a	n/a	0.0001641	NP Inter (NDs) 1 of 2
Calcium (mg/L)	MGWC-1	110	n/a	2/4/2025	120	Yes	111	n/a	n/a	0	n/a	n/a	0.0001612	NP Inter (normality) 1 of 2
Calcium (mg/L)	MGWC-8	110	n/a	2/4/2025	130	Yes	111	n/a	n/a	0	n/a	n/a	0.0001612	NP Inter (normality) 1 of 2
Chloride (mg/L)	MGWC-1	10	n/a	2/4/2025	20	Yes	111	n/a	n/a	0	n/a	n/a	0.0001612	NP Inter (normality) 1 of 2
Chloride (mg/L)	MGWC-2	10	n/a	2/5/2025	12	Yes	111	n/a	n/a	0	n/a	n/a	0.0001612	NP Inter (normality) 1 of 2
Chloride (mg/L)	MGWC-3	10	n/a	2/4/2025	19	Yes	111	n/a	n/a	0	n/a	n/a	0.0001612	NP Inter (normality) 1 of 2
Chloride (mg/L)	MGWC-8	10	n/a	2/4/2025	11	Yes	111	n/a	n/a	0	n/a	n/a	0.0001612	NP Inter (normality) 1 of 2
Sulfate (mg/L)	MGWC-1	15.5	n/a	2/4/2025	140	Yes	111	0.8751	1.015	12.61	None	ln(x)	0.001254	Param Inter 1 of 2
Sulfate (mg/L)	MGWC-2	15.5	n/a	2/5/2025	150	Yes	111	0.8751	1.015	12.61	None	ln(x)	0.001254	Param Inter 1 of 2
Sulfate (mg/L)	MGWC-3	15.5	n/a	2/4/2025	73	Yes	111	0.8751	1.015	12.61	None	ln(x)	0.001254	Param Inter 1 of 2
Sulfate (mg/L)	MGWC-7	15.5	n/a	2/4/2025	230	Yes	111	0.8751	1.015	12.61	None	ln(x)	0.001254	Param Inter 1 of 2
Sulfate (mg/L)	MGWC-8	15.5	n/a	2/4/2025	380	Yes	111	0.8751	1.015	12.61	None	ln(x)	0.001254	Param Inter 1 of 2
TDS (mg/L)	MGWC-1	360	n/a	2/4/2025	400	Yes	110	n/a	n/a	0	n/a	n/a	0.0001641	NP Inter (normality) 1 of 2
TDS (mg/L)	MGWC-2	360	n/a	2/5/2025	420	Yes	110	n/a	n/a	0	n/a	n/a	0.0001641	NP Inter (normality) 1 of 2
TDS (mg/L)	MGWC-8	360	n/a	2/4/2025	590	Yes	110	n/a	n/a	0	n/a	n/a	0.0001641	NP Inter (normality) 1 of 2

Appendix III Interwell Prediction Limits - All Results

Plant McIntosh Client: Southern Company Data: McIntosh AP-1 Printed 6/4/2025, 4:37 AM

Constituent	Well	Upper Lim.	Lower Lim.	Date	Observ.	Sig.	Bg N	Bg Mean	Std. Dev.	%NDs	ND Adj.	Transform	Alpha	Method
Boron (mg/L)	**MGWC-1**	**0.18**	**n/a**	**2/4/2025**	**1.6**	**Yes**	**110**	**n/a**	**n/a**	**51.82**	**n/a**	**n/a**	**0.0001641**	**NP Inter (NDs) 1 of 2**
Boron (mg/L)	**MGWC-2**	**0.18**	**n/a**	**2/5/2025**	**1.7**	**Yes**	**110**	**n/a**	**n/a**	**51.82**	**n/a**	**n/a**	**0.0001641**	**NP Inter (NDs) 1 of 2**
Boron (mg/L)	**MGWC-3**	**0.18**	**n/a**	**2/4/2025**	**0.45**	**Yes**	**110**	**n/a**	**n/a**	**51.82**	**n/a**	**n/a**	**0.0001641**	**NP Inter (NDs) 1 of 2**
Boron (mg/L)	**MGWC-7**	**0.18**	**n/a**	**2/4/2025**	**2.4**	**Yes**	**110**	**n/a**	**n/a**	**51.82**	**n/a**	**n/a**	**0.0001641**	**NP Inter (NDs) 1 of 2**
Boron (mg/L)	**MGWC-8**	**0.18**	**n/a**	**2/4/2025**	**5.9**	**Yes**	**110**	**n/a**	**n/a**	**51.82**	**n/a**	**n/a**	**0.0001641**	**NP Inter (NDs) 1 of 2**
Boron (mg/L)	MGWC-12	0.18	n/a	2/4/2025	0.03J	No	110	n/a	n/a	51.82	n/a	n/a	0.0001641	NP Inter (NDs) 1 of 2
Calcium (mg/L)	**MGWC-1**	**110**	**n/a**	**2/4/2025**	**120**	**Yes**	**111**	**n/a**	**n/a**	**0**	**n/a**	**n/a**	**0.0001612**	**NP Inter (normality) 1 of 2**
Calcium (mg/L)	MGWC-2	110	n/a	2/5/2025	100	No	111	n/a	n/a	0	n/a	n/a	0.0001612	NP Inter (normality) 1 of 2
Calcium (mg/L)	MGWC-3	110	n/a	2/4/2025	110	No	111	n/a	n/a	0	n/a	n/a	0.0001612	NP Inter (normality) 1 of 2
Calcium (mg/L)	MGWC-7	110	n/a	2/4/2025	61	No	111	n/a	n/a	0	n/a	n/a	0.0001612	NP Inter (normality) 1 of 2
Calcium (mg/L)	**MGWC-8**	**110**	**n/a**	**2/4/2025**	**130**	**Yes**	**111**	**n/a**	**n/a**	**0**	**n/a**	**n/a**	**0.0001612**	**NP Inter (normality) 1 of 2**
Calcium (mg/L)	MGWC-12	110	n/a	2/4/2025	36	No	111	n/a	n/a	0	n/a	n/a	0.0001612	NP Inter (normality) 1 of 2
Chloride (mg/L)	**MGWC-1**	**10**	**n/a**	**2/4/2025**	**20**	**Yes**	**111**	**n/a**	**n/a**	**0**	**n/a**	**n/a**	**0.0001612**	**NP Inter (normality) 1 of 2**
Chloride (mg/L)	**MGWC-2**	**10**	**n/a**	**2/5/2025**	**12**	**Yes**	**111**	**n/a**	**n/a**	**0**	**n/a**	**n/a**	**0.0001612**	**NP Inter (normality) 1 of 2**
Chloride (mg/L)	**MGWC-3**	**10**	**n/a**	**2/4/2025**	**19**	**Yes**	**111**	**n/a**	**n/a**	**0**	**n/a**	**n/a**	**0.0001612**	**NP Inter (normality) 1 of 2**
Chloride (mg/L)	MGWC-7	10	n/a	2/4/2025	10	No	111	n/a	n/a	0	n/a	n/a	0.0001612	NP Inter (normality) 1 of 2
Chloride (mg/L)	**MGWC-8**	**10**	**n/a**	**2/4/2025**	**11**	**Yes**	**111**	**n/a**	**n/a**	**0**	**n/a**	**n/a**	**0.0001612**	**NP Inter (normality) 1 of 2**
Chloride (mg/L)	MGWC-12	10	n/a	2/4/2025	5.7	No	111	n/a	n/a	0	n/a	n/a	0.0001612	NP Inter (normality) 1 of 2
Fluoride (mg/L)	MGWC-1	0.19	n/a	2/4/2025	0.1ND	No	119	n/a	n/a	34.45	n/a	n/a	0.0001379	NP Inter (normality) 1 of 2
Fluoride (mg/L)	MGWC-2	0.19	n/a	2/5/2025	0.1ND	No	119	n/a	n/a	34.45	n/a	n/a	0.0001379	NP Inter (normality) 1 of 2
Fluoride (mg/L)	MGWC-3	0.19	n/a	2/4/2025	0.1ND	No	119	n/a	n/a	34.45	n/a	n/a	0.0001379	NP Inter (normality) 1 of 2
Fluoride (mg/L)	MGWC-7	0.19	n/a	2/4/2025	0.1ND	No	119	n/a	n/a	34.45	n/a	n/a	0.0001379	NP Inter (normality) 1 of 2
Fluoride (mg/L)	MGWC-8	0.19	n/a	2/4/2025	0.1ND	No	119	n/a	n/a	34.45	n/a	n/a	0.0001379	NP Inter (normality) 1 of 2
Fluoride (mg/L)	MGWC-12	0.19	n/a	2/4/2025	0.043J	No	119	n/a	n/a	34.45	n/a	n/a	0.0001379	NP Inter (normality) 1 of 2
pH, Field (SU)	MGWC-1	8.12	4.87	2/4/2025	7.2	No	137	n/a	n/a	0	n/a	n/a	0.0002099	NP Inter (normality) 1 of 2
pH, Field (SU)	MGWC-2	8.12	4.87	2/5/2025	7.66	No	137	n/a	n/a	0	n/a	n/a	0.0002099	NP Inter (normality) 1 of 2
pH, Field (SU)	MGWC-3	8.12	4.87	2/4/2025	6.9	No	137	n/a	n/a	0	n/a	n/a	0.0002099	NP Inter (normality) 1 of 2
pH, Field (SU)	MGWC-7	8.12	4.87	2/4/2025	6.71	No	137	n/a	n/a	0	n/a	n/a	0.0002099	NP Inter (normality) 1 of 2
pH, Field (SU)	MGWC-8	8.12	4.87	2/4/2025	7.67	No	137	n/a	n/a	0	n/a	n/a	0.0002099	NP Inter (normality) 1 of 2
pH, Field (SU)	MGWC-12	8.12	4.87	2/4/2025	6.75	No	137	n/a	n/a	0	n/a	n/a	0.0002099	NP Inter (normality) 1 of 2
Sulfate (mg/L)	**MGWC-1**	**15.5**	**n/a**	**2/4/2025**	**140**	**Yes**	**111**	**0.8751**	**1.015**	**12.61**	**None**	**ln(x)**	**0.001254**	**Param Inter 1 of 2**
Sulfate (mg/L)	**MGWC-2**	**15.5**	**n/a**	**2/5/2025**	**150**	**Yes**	**111**	**0.8751**	**1.015**	**12.61**	**None**	**ln(x)**	**0.001254**	**Param Inter 1 of 2**
Sulfate (mg/L)	**MGWC-3**	**15.5**	**n/a**	**2/4/2025**	**73**	**Yes**	**111**	**0.8751**	**1.015**	**12.61**	**None**	**ln(x)**	**0.001254**	**Param Inter 1 of 2**
Sulfate (mg/L)	**MGWC-7**	**15.5**	**n/a**	**2/4/2025**	**230**	**Yes**	**111**	**0.8751**	**1.015**	**12.61**	**None**	**ln(x)**	**0.001254**	**Param Inter 1 of 2**
Sulfate (mg/L)	**MGWC-8**	**15.5**	**n/a**	**2/4/2025**	**380**	**Yes**	**111**	**0.8751**	**1.015**	**12.61**	**None**	**ln(x)**	**0.001254**	**Param Inter 1 of 2**
Sulfate (mg/L)	MGWC-12	15.5	n/a	2/4/2025	11	No	111	0.8751	1.015	12.61	None	ln(x)	0.001254	Param Inter 1 of 2
TDS (mg/L)	**MGWC-1**	**360**	**n/a**	**2/4/2025**	**400**	**Yes**	**110**	**n/a**	**n/a**	**0**	**n/a**	**n/a**	**0.0001641**	**NP Inter (normality) 1 of 2**
TDS (mg/L)	**MGWC-2**	**360**	**n/a**	**2/5/2025**	**420**	**Yes**	**110**	**n/a**	**n/a**	**0**	**n/a**	**n/a**	**0.0001641**	**NP Inter (normality) 1 of 2**
TDS (mg/L)	MGWC-3	360	n/a	2/4/2025	330	No	110	n/a	n/a	0	n/a	n/a	0.0001641	NP Inter (normality) 1 of 2
TDS (mg/L)	MGWC-7	360	n/a	2/4/2025	330	No	110	n/a	n/a	0	n/a	n/a	0.0001641	NP Inter (normality) 1 of 2
TDS (mg/L)	**MGWC-8**	**360**	**n/a**	**2/4/2025**	**590**	**Yes**	**110**	**n/a**	**n/a**	**0**	**n/a**	**n/a**	**0.0001641**	**NP Inter (normality) 1 of 2**
TDS (mg/L)	MGWC-12	360	n/a	2/4/2025	200	No	110	n/a	n/a	0	n/a	n/a	0.0001641	NP Inter (normality) 1 of 2

Sanitas™ v.10.0.26 Software licensed to Groundwater Stats Consulting. UG
Hollow symbols indicate censored values.

Exceeds Limit: MGWC-1, MGWC-2, MGWC-3, MGWC-7, MGWC-8

Prediction Limit

Interwell Non-parametric

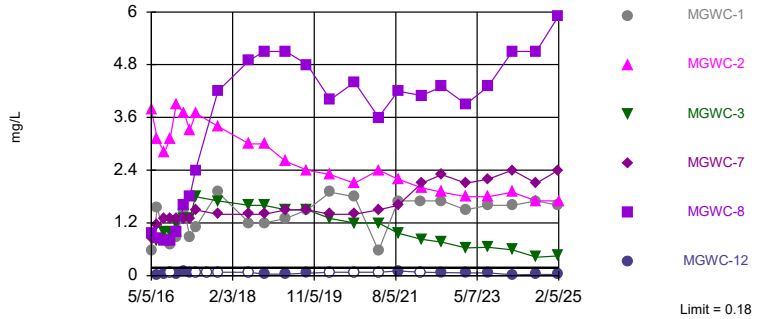

Non-parametric test used in lieu of parametric prediction limit because censored data exceeded 50%. Limit is highest of 110 background values. 51.82% NDs. Annual per-constituent alpha = 0.001967. Individual comparison alpha = 0.0001641 (1 of 2). Comparing 6 points to limit.

Constituent: Boron Analysis Run 6/4/2025 4:34 AM View: Appendix III Interwell
Plant McIntosh Client: Southern Company Data: McIntosh AP-1

Sanitas™ v.10.0.26 Software licensed to Groundwater Stats Consulting. UG

Exceeds Limit: MGWC-1, MGWC-8

Prediction Limit

Interwell Non-parametric

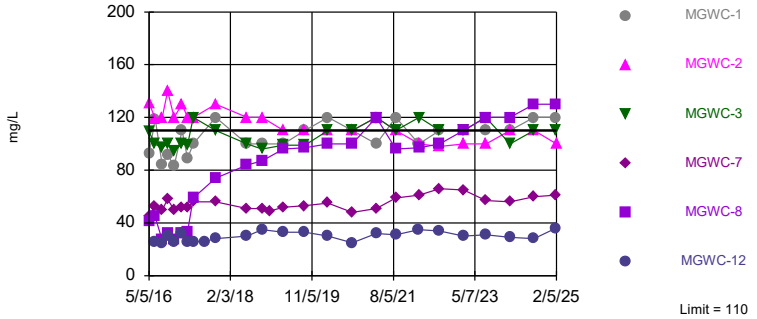

Non-parametric test used in lieu of parametric prediction limit because the Chi Squared normality test showed the data to be non-normal at the 0.01 alpha level. Limit is highest of 111 background values. Annual per-constituent alpha = 0.001932. Individual comparison alpha = 0.0001612 (1 of 2). Comparing 6 points to limit.

Constituent: Calcium Analysis Run 6/4/2025 4:34 AM View: Appendix III Interwell
Plant McIntosh Client: Southern Company Data: McIntosh AP-1

Sanitas™ v.10.0.26 Software licensed to Groundwater Stats Consulting. UG

Exceeds Limit: MGWC-1, MGWC-2, MGWC-3, MGWC-8

Prediction Limit

Interwell Non-parametric

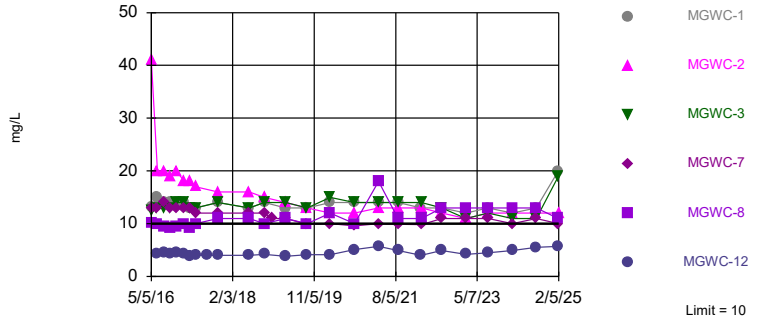

Non-parametric test used in lieu of parametric prediction limit because the Chi Squared normality test showed the data to be non-normal at the 0.01 alpha level. Limit is highest of 111 background values. Annual per-constituent alpha = 0.001932. Individual comparison alpha = 0.0001612 (1 of 2). Comparing 6 points to limit.

Constituent: Chloride Analysis Run 6/4/2025 4:34 AM View: Appendix III Interwell
Plant McIntosh Client: Southern Company Data: McIntosh AP-1

Sanitas™ v.10.0.26 Software licensed to Groundwater Stats Consulting. UG
Hollow symbols indicate censored values.

Within Limit

Prediction Limit

Interwell Non-parametric

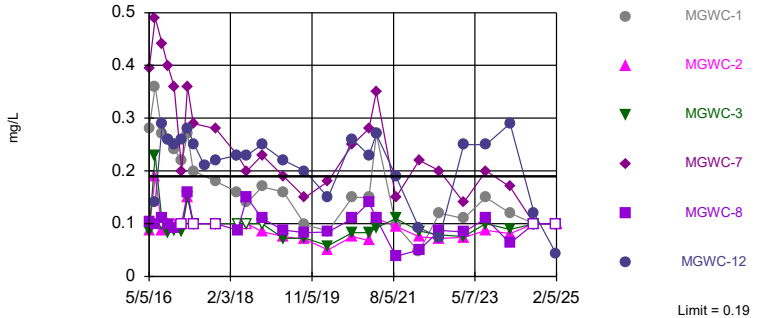

Non-parametric test used in lieu of parametric prediction limit because the Chi Squared normality test showed the data to be non-normal at the 0.01 alpha level. Limit is highest of 119 background values. 34.45% NDs. Annual per-constituent alpha = 0.001654. Individual comparison alpha = 0.0001379 (1 of 2). Comparing 6 points to limit.

Constituent: Fluoride Analysis Run 6/4/2025 4:34 AM View: Appendix III Interwell
Plant McIntosh Client: Southern Company Data: McIntosh AP-1

Sanitas™ v.10.0.26 Software licensed to Groundwater Stats Consulting. UG

Within Limits

Prediction Limit

Interwell Non-parametric

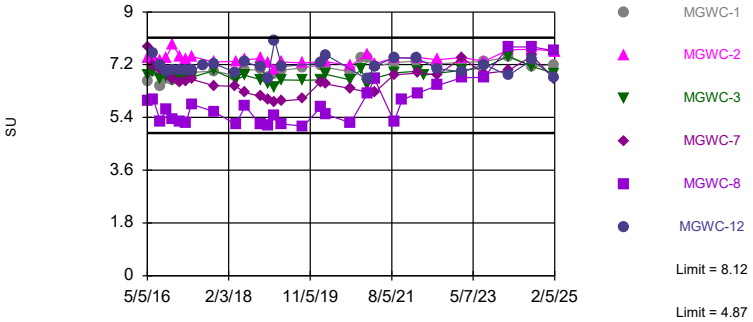

Non-parametric test used in lieu of parametric prediction limit because the Chi Squared normality test showed the data to be non-normal at the 0.01 alpha level. Limits are highest and lowest of 137 background values. Annual per-constituent alpha = 0.002517. Individual comparison alpha = 0.0002099 (1 of 2). Comparing 6 points to limit.

Constituent: pH, Field Analysis Run 6/4/2025 4:34 AM View: Appendix III Interwell

Plant McIntosh Client: Southern Company Data: McIntosh AP-1

Sanitas™ v.10.0.26 Software licensed to Groundwater Stats Consulting. UG

Hollow symbols indicate censored values.

Exceeds Limit: MGWC-1, MGWC-2, MGWC -3, MGWC-7, MGWC-8

Prediction Limit

Interwell Parametric

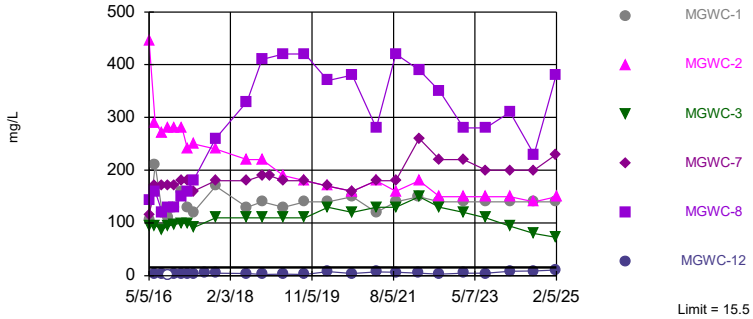

Background Data Summary (based on natural log transformation): Mean=0.8751, Std. Dev.=1.015, n=111, 12.61% NDs. Normality test: Chi Squared @alpha = 0.01, calculated = 13.77, critical = 14.07. Kappa = 1.839 (c=7, w=6, 1 of 2, event alpha = 0.05132). Report alpha = 0.007498. Individual comparison alpha = 0.001254. Comparing 6 points to limit.

Constituent: Sulfate Analysis Run 6/4/2025 4:34 AM View: Appendix III Interwell

Plant McIntosh Client: Southern Company Data: McIntosh AP-1

Sanitas™ v.10.0.26 Software licensed to Groundwater Stats Consulting. UG

Exceeds Limit: MGWC-1, MGWC-2, MGWC -8

Prediction Limit

Interwell Non-parametric

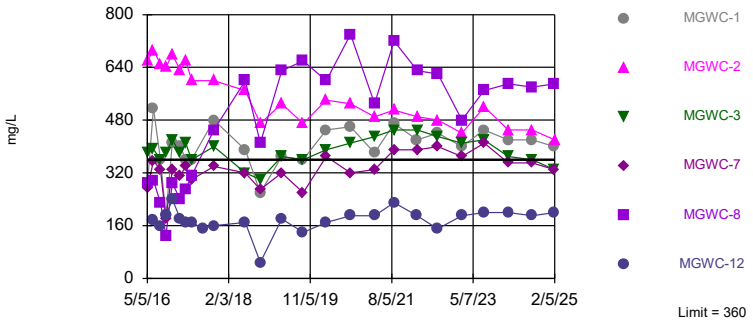

Non-parametric test used in lieu of parametric prediction limit because the Chi Squared normality test showed the data to be non-normal at the 0.01 alpha level. Limit is highest of 110 background values. Annual per-constituent alpha = 0.001967. Individual comparison alpha = 0.0001641 (1 of 2). Comparing 6 points to limit.

Constituent: TDS Analysis Run 6/4/2025 4:34 AM View: Appendix III Interwell

Plant McIntosh Client: Southern Company Data: McIntosh AP-1

Prediction Limit

Constituent: Boron (mg/L) Analysis Run 6/4/2025 4:37 AM View: Appendix III Interwell

Plant McIntosh Client: Southern Company Data: McIntosh AP-1

	MGWA-5 (bg)	MGWC-8	MGWA-10 (bg)	MGWA-6 (bg)	MGWC-7	MGWC-1	MGWC-3	MGWC-2	MGWA-11 (bg)
5/5/2016	<0.08	0.976	<0.08	0.157	0.855				
5/6/2016						0.567	0.926	3.78	
6/20/2016	0.013 (J)		0.011 (J)						0.017 (J)
6/21/2016		0.862		0.124	1.15	1.55	0.792	3.1	
8/15/2016	0.023 (J)	0.8	0.022 (J)	0.18	1.3				0.032 (J)
8/16/2016						0.85	1	2.8	
9/28/2016	<0.08	0.8	0.023 (J)	0.17	1.3	0.7			0.021 (J)
9/29/2016							1	3.1	
11/16/2016	<0.08	0.98	<0.08	0.17	1.3	0.88	1.2	3.9	<0.08
1/16/2017			0.021 (J)						
1/17/2017	<0.08	1.6		0.17	1.3		1.3		<0.08
1/18/2017								3.7	
1/19/2017						1.5			
3/2/2017	<0.08	1.8	<0.08	0.14	1.3	0.89	1.3	3.3	<0.08
4/18/2017	<0.08	2.4	<0.08	0.14	1.5	1.1	1.8		<0.08
4/19/2017								3.7	
4/25/2017									
7/13/2017									<0.08
10/10/2017	<0.08	4.2	0.021 (J)	0.12	1.4	1.9	1.7	3.4	0.025 (J)
6/12/2018	<0.08		<0.08						<0.08
6/13/2018		4.9		0.11	1.4	1.2	1.6	3	
10/9/2018	<0.08		<0.08						<0.08
10/10/2018		5.1		0.096	1.4	1.2	1.6	3	
1/29/2019									
3/25/2019	<0.08		<0.08						<0.08
3/26/2019		5.1		0.079	1.5	1.3	1.5	2.6	
9/10/2019	<0.08	4.8	<0.08	0.097	1.5	1.5	1.5	2.4	<0.08
3/9/2020			0.045 (J)						<0.08
3/10/2020	<0.08	4		0.051 (J)	1.4	1.9	1.3	2.3	
9/16/2020	<0.08		<0.08	0.041 (J)				2.1	0.045 (J)
9/17/2020		4.4			1.4	1.8	1.2		
3/23/2021			<0.08	<0.08					0.047 (J)
3/24/2021	<0.08	3.6			1.5	0.57	1.2	2.4	
8/23/2021			<0.08						0.043 (J)
8/24/2021	<0.08			<0.08			0.97	2.2	
8/25/2021		4.2			1.6	1.7			
2/22/2022	<0.08		<0.08	<0.08		1.7			<0.08
2/23/2022		4.1			2.1		0.83	2	
8/2/2022	<0.08		<0.08	<0.08					<0.08
8/3/2022					2.3	1.7	0.76		
8/4/2022		4.3						1.9	
2/7/2023	0.022 (J)		<0.08	0.028 (J)			0.63		0.028 (J)
2/8/2023		3.9			2.1	1.5		1.8	
8/1/2023	0.037 (J)	4.3	0.035 (J)	0.057 (J)		1.6	0.65		0.045 (J)
8/2/2023					2.2			1.8	
2/6/2024	0.044 (J)		<0.08	0.026 (J)	2.4	1.6			0.047 (J)
2/7/2024		5.1					0.59	1.9	
8/13/2024	0.026 (J)		<0.08	0.031 (J)		1.7			0.026 (J)
8/14/2024		5.1			2.1		0.42	1.7	
2/3/2025	0.081			0.028 (J)					
2/4/2025		5.9	<0.08		2.4	1.6	0.45		0.035 (J)
2/5/2025								1.7	

ND substitution: RL or RL/2 if <15% NDs.

Prediction Limit

Constituent: Boron (mg/L) Analysis Run 6/4/2025 4:37 AM View: Appendix III Interwell

Plant McIntosh Client: Southern Company Data: McIntosh AP-1

	MGWC-12	MGWA-6A (bg)
5/5/2016		
5/6/2016		
6/20/2016		
6/21/2016	0.0201 (J)	
8/15/2016		
8/16/2016	0.055	
9/28/2016		
9/29/2016	<0.08	
11/16/2016	0.055	
1/16/2017		
1/17/2017		
1/18/2017	0.097	
1/19/2017		
3/2/2017	0.064	
4/18/2017		
4/19/2017		
4/25/2017	<0.08	
7/13/2017	<0.08	
10/10/2017	<0.08	
6/12/2018	<0.08	
6/13/2018		
10/9/2018		
10/10/2018	0.034 (J)	
1/29/2019		<0.08
3/25/2019		<0.08
3/26/2019	0.032 (J)	
9/10/2019	0.06 (J)	0.04 (J)
3/9/2020		
3/10/2020	<0.08	<0.08
9/16/2020	<0.08	0.04 (J)
9/17/2020		
3/23/2021		<0.08
3/24/2021	<0.08	
8/23/2021		
8/24/2021		<0.08
8/25/2021	0.11	
2/22/2022	<0.08	<0.08
2/23/2022		
8/2/2022	0.071 (J)	<0.08
8/3/2022		
8/4/2022		
2/7/2023	0.067 (J)	0.039 (J)
2/8/2023		
8/1/2023		0.038 (J)
8/2/2023	0.062 (J)	
2/6/2024		0.084
2/7/2024	0.023 (J)	
8/13/2024		0.033 (J)
8/14/2024	0.029 (J)	
2/3/2025		
2/4/2025	0.03 (J)	0.03 (J)
2/5/2025		

ND substitution: RL or RL/2 if <15% NDs.

Prediction Limit

Constituent: Calcium (mg/L) Analysis Run 6/4/2025 4:37 AM View: Appendix III Interwell

Plant McIntosh Client: Southern Company Data: McIntosh AP-1

	MGWA-5 (bg)	MGWC-8	MGWA-10 (bg)	MGWA-6 (bg)	MGWC-7	MGWC-1	MGWC-3	MGWC-2	MGWA-11 (bg)
5/5/2016	27	41.2	8.83	105	45				
5/6/2016						92.5	109	131	
6/20/2016	29.4		8.1						35.5
6/21/2016		44.7		91.2	52.8	119	99.7	119	
8/15/2016	26	27	6.1	94	50				34
8/16/2016						84	97	120	
9/28/2016	31	32	7.2	110	58	92			38
9/29/2016							100	140	
11/16/2016	26	27	5.2	98	50	83	94	120	33
1/16/2017			3.8						
1/17/2017	29	32		100	52		100		34
1/18/2017								130	
1/19/2017						110			
3/2/2017	28	33	5.4	100	52	89	99	120	35
4/18/2017	27	59	5	110	56	100	120		33
4/19/2017								120	
4/25/2017									
7/13/2017									30
10/10/2017	31	74	4.8	110	56	120	110	130	39
6/12/2018	25		4.8						26
6/13/2018		84		100	51	100	100	120	
10/9/2018	29		4.5						29
10/10/2018		87		100	51	100	96	120	
12/5/2018					49				28
1/29/2019									
3/25/2019	27		4.6						37
3/26/2019		96		100	52	100	99	110	
9/10/2019	27	97	4.9	110	53	110	99	110	36
3/9/2020			4						32
3/10/2020	29	100		100	55	120	110	110	
9/16/2020	28		6.8	100				110	30
9/17/2020		100			48	110	110		
3/23/2021			4	110					42
3/24/2021	28	120			51	100	120	120	
8/23/2021			5.8						34
8/24/2021	27			100			110	110	
8/25/2021		96			59	120			
2/22/2022	25		3.3	97		100			36
2/23/2022		97			61		120	100	
8/2/2022	26		3.1	110					36
8/3/2022					66	110	110		
8/4/2022		100						98	
2/7/2023	26		3.6	110			110		34
2/8/2023		110			65	110		100	
8/1/2023	28	120	3.9	110		110	120		39
8/2/2023					57			100	
2/6/2024	26		3.9	100	56	110			40
2/7/2024		120					100	110	
8/13/2024	28		4.2	110		120			35
8/14/2024		130			60		110	110	
2/3/2025	29			110					
2/4/2025		130	3.2		61	120	110		44

Prediction Limit

Constituent: Calcium (mg/L) Analysis Run 6/4/2025 4:37 AM View: Appendix III Interwell

Plant McIntosh Client: Southern Company Data: McIntosh AP-1

	MGWA-5 (bg)	MGWC-8	MGWA-10 (bg)	MGWA-6 (bg)	MGWC-7	MGWC-1	MGWC-3	MGWC-2	MGWA-11 (bg)
2/5/2025								100	

Prediction Limit

Constituent: Calcium (mg/L) Analysis Run 6/4/2025 4:37 AM View: Appendix III Interwell

Plant McIntosh Client: Southern Company Data: McIntosh AP-1

	MGWC-12	MGWA-6A (bg)
5/5/2016		
5/6/2016		
6/20/2016		
6/21/2016	25.5	
8/15/2016		
8/16/2016	25	
9/28/2016		
9/29/2016	30	
11/16/2016	26	
1/16/2017		
1/17/2017		
1/18/2017	32	
1/19/2017		
3/2/2017	26	
4/18/2017		
4/19/2017		
4/25/2017	26	
7/13/2017	26	
10/10/2017	28	
6/12/2018	30	
6/13/2018		
10/9/2018		
10/10/2018	35	
12/5/2018		
1/29/2019		95.1
3/25/2019		89
3/26/2019	33	
9/10/2019	33	86
3/9/2020		
3/10/2020	30	90
9/16/2020	25	93
9/17/2020		
3/23/2021		97
3/24/2021	32	
8/23/2021		
8/24/2021		83
8/25/2021	31	
2/22/2022	35	90
2/23/2022		
8/2/2022	34	94
8/3/2022		
8/4/2022		
2/7/2023	30	99
2/8/2023		
8/1/2023		110
8/2/2023	31	
2/6/2024		100
2/7/2024	29	
8/13/2024		110
8/14/2024	28	
2/3/2025		
2/4/2025	36	110

Prediction Limit

Constituent: Calcium (mg/L) Analysis Run 6/4/2025 4:37 AM View: Appendix III Interwell

Plant McIntosh Client: Southern Company Data: McIntosh AP-1

	MGWC-12	MGWA-6A (bg)
2/5/2025		

Prediction Limit

Constituent: Chloride (mg/L) Analysis Run 6/4/2025 4:37 AM View: Appendix III Interwell

Plant McIntosh Client: Southern Company Data: McIntosh AP-1

	MGWA-5 (bg)	MGWC-8	MGWA-10 (bg)	MGWA-6 (bg)	MGWC-7	MGWC-1	MGWC-3	MGWC-2	MGWA-11 (bg)
5/5/2016	6.51	10.1	7.35	9.67	13				
5/6/2016						13.2	12.5	41	
6/20/2016	5.9		7						4.3
6/21/2016		10		9.2	13	15	13	20	
8/15/2016	6.4	9.5	7.5	10	14				4.1
8/16/2016						14	13	20	
9/28/2016	6.1	9.2	7	10	13	14			3.9
9/29/2016							13	19	
11/16/2016	6.1	9.5	7.5	10	13	14	14	20	4.1
1/16/2017			7.7						
1/17/2017	5.7	10		9.4	13		14		3.9
1/18/2017								18	
1/19/2017						14			
3/2/2017	5.3	9.3	6.9	8.6	13	13	13	18	3.5
4/18/2017	5.3	10	6.8	8.9	12	13	13		3.7
4/19/2017								17	
4/25/2017									
7/13/2017									4.2
10/10/2017	5.3	11	6.9	8.3	12	14	14	16	3.4
6/12/2018	5.1		6.7						4.6
6/13/2018		11		7	12	13	13	16	
10/9/2018	5.6		7.1						4.5
10/10/2018		10		6.9	12	14	14	15	
12/5/2018					11				4.1
1/29/2019									
3/25/2019	4.7		6.8						3.4
3/26/2019		11		5.8	11	13	14	14	
9/10/2019	5.1	10	7	6	9.9	13	13	13	3.5
3/9/2020			7.4						4.5
3/10/2020	5.4	12		5.1	10	14	15	12	
9/16/2020	5.2		7	4.3				12	4.6
9/17/2020		10			9.6	14	14		
3/23/2021			7.8	4					3.8
3/24/2021	5.5	18			10	14	14	13	
8/23/2021			7.3						4.4
8/24/2021	5.5			4			14	13	
8/25/2021		11			9.9	14			
2/22/2022	5.1		7.1	4		13			3.1
2/23/2022		11			9.8		14	13	
8/2/2022	3.5		7.4	2.6					3.4
8/3/2022					11	13	13		
8/4/2022		13						12	
2/7/2023	4.7		7	3.1			11		4.2
2/8/2023		13			11	12		11	
8/1/2023	5.2	13	7.4	3.3		13	12		3.3
8/2/2023					11			12	
2/6/2024	4.9		7.2	3.1	10	12			3.3
2/7/2024		13					11	12	
8/13/2024	5.2		7.6	3.4		13			4.9
8/14/2024		13			11		11	12	
2/3/2025	5.4			3.4					
2/4/2025		11	8		10	20	19		3.8

Prediction Limit

Constituent: Chloride (mg/L) Analysis Run 6/4/2025 4:37 AM View: Appendix III Interwell

Plant McIntosh Client: Southern Company Data: McIntosh AP-1

	MGWA-5 (bg)	MGWC-8	MGWA-10 (bg)	MGWA-6 (bg)	MGWC-7	MGWC-1	MGWC-3	MGWC-2	MGWA-11 (bg)
2/5/2025								12	

Prediction Limit

Constituent: Chloride (mg/L) Analysis Run 6/4/2025 4:37 AM View: Appendix III Interwell

Plant McIntosh Client: Southern Company Data: McIntosh AP-1

	MGWC-12	MGWA-6A (bg)
5/5/2016		
5/6/2016		
6/20/2016		
6/21/2016	4.4	
8/15/2016		
8/16/2016	4.6	
9/28/2016		
9/29/2016	4.4	
11/16/2016	4.5	
1/16/2017		
1/17/2017		
1/18/2017	4.2	
1/19/2017		
3/2/2017	3.9	
4/18/2017		
4/19/2017		
4/25/2017	4	
7/13/2017	4	
10/10/2017	4	
6/12/2018	4	
6/13/2018		
10/9/2018		
10/10/2018	4.2	
12/5/2018		
1/29/2019		4.51
3/25/2019		4.4
3/26/2019	3.8	
9/10/2019	4.1	4.2
3/9/2020		
3/10/2020	4.1	4
9/16/2020	5.1	3.7
9/17/2020		
3/23/2021		4.1
3/24/2021	5.7	
8/23/2021		
8/24/2021		3.9
8/25/2021	4.9	
2/22/2022	4	3.3
2/23/2022		
8/2/2022	4.9	2.8
8/3/2022		
8/4/2022		
2/7/2023	4.2	3.2
2/8/2023		
8/1/2023		3.4
8/2/2023	4.5	
2/6/2024		3.2
2/7/2024	4.9	
8/13/2024		3.5
8/14/2024	5.5	
2/3/2025		
2/4/2025	5.7	3.5

Prediction Limit

Constituent: Chloride (mg/L) Analysis Run 6/4/2025 4:37 AM View: Appendix III Interwell

Plant McIntosh Client: Southern Company Data: McIntosh AP-1

	MGWC-12	MGWA-6A (bg)
2/5/2025		

Prediction Limit

Constituent: Fluoride (mg/L) Analysis Run 6/4/2025 4:37 AM View: Appendix III Interwell

Plant McIntosh Client: Southern Company Data: McIntosh AP-1

	MGWA-5 (bg)	MGWC-8	MGWA-10 (bg)	MGWA-6 (bg)	MGWC-7	MGWC-3	MGWC-2	MGWC-1	MGWA-11 (bg)
5/5/2016	0.132 (J)	0.103 (J)	0.046 (J)	0.091 (J)	0.394				
5/6/2016						0.086 (J)	0.088 (J)	0.28 (J)	
6/20/2016	0.05 (J)		<0.1						0.06 (J)
6/21/2016		0.1 (J)		0.08 (J)	0.49	0.23 (J)	0.19 (J)	0.36	
8/15/2016	0.1 (J)	0.11 (J)	<0.1	<0.1	0.44				0.1 (J)
8/16/2016						<0.1	0.087 (J)	0.27	
9/28/2016	0.11 (J)	0.1 (J)	<0.1	0.084 (J)	0.4			0.26	0.097 (J)
9/29/2016						0.082 (J)	<0.1		
11/16/2016	0.093 (J)	0.091 (J)	<0.1	0.084 (J)	0.36	0.087 (J)	<0.1	0.24	0.12 (J)
1/16/2017			<0.1						
1/17/2017	0.095 (J)	<0.1		0.099 (J)	0.2	0.086 (J)			0.11 (J)
1/18/2017							<0.1		
1/19/2017								0.22	
3/2/2017	0.16 (J)	0.16 (J)	0.12 (J)	0.15 (J)	0.36	0.15 (J)	0.15 (J)	0.27	0.18 (J)
4/18/2017	<0.1	<0.1	<0.1	<0.1	0.29	<0.1		0.2	0.11 (J)
4/19/2017							<0.1		
4/25/2017									
7/13/2017									0.12 (J)
10/10/2017	<0.1	<0.1	<0.1	<0.1	0.28	<0.1	<0.1	0.18 (J)	0.086 (J)
3/29/2018	0.084 (J)		<0.1	<0.1	0.23			0.16 (J)	<0.1
3/30/2018		0.088 (J)				<0.1	<0.1		
6/12/2018	<0.1		<0.1						0.16 (J)
6/13/2018		0.15 (J)		<0.1	0.2	<0.1	<0.1	0.14 (J)	
10/9/2018	0.086 (J)		<0.1						0.16 (J)
10/10/2018		0.11 (J)		<0.1	0.23	<0.1	0.085 (J)	0.17 (J)	
1/29/2019									
3/25/2019	0.072 (J)		<0.1						0.087 (J)
3/26/2019		0.088 (J)		0.065 (J)	0.19 (J)	0.072 (J)	0.076 (J)	0.16 (J)	
9/10/2019	0.068 (J)	0.083 (J)	0.044 (J)	0.076 (J)	0.15	0.073 (J)	0.07 (J)	0.098 (J)	0.075 (J)
3/9/2020			0.061 (J)						0.19
3/10/2020	0.055 (J)	0.084 (J)		0.045 (J)	0.18	0.058 (J)	0.05 (J)	0.086 (J)	
9/16/2020	0.08 (J)		0.042 (J)	0.076 (J)			0.076 (J)		0.18
9/17/2020		0.11			0.25	0.083 (J)		0.15	
1/25/2021			<0.1						
1/26/2021	0.087 (J)	0.14		0.072 (J)	0.28	0.083 (J)	0.068 (J)	0.15	0.073 (J)
3/23/2021			0.038 (J)	0.082 (J)					0.081 (J)
3/24/2021	0.091 (J)	0.11			0.35	0.092 (J)	0.11	0.27	
8/23/2021			0.048 (J)						0.12
8/24/2021	0.1			0.1		0.11	0.095 (J)		
8/25/2021		0.038 (J)			0.15			0.097 (J)	
2/22/2022	<0.1		<0.1	0.034 (J)				0.047 (J)	<0.1
2/23/2022		0.05 (J)			0.22	0.086 (J)	0.075 (J)		
8/2/2022	0.066 (J)		<0.1	0.055 (J)					0.065 (J)
8/3/2022					0.2	0.079 (J)		0.12	
8/4/2022		0.087 (J)					0.072 (J)		
2/7/2023	0.069 (J)		<0.1	0.06 (J)		0.076 (J)			0.07 (J)
2/8/2023		0.084 (J)			0.14		0.074 (J)	0.11	
8/1/2023	0.094 (J)	0.11	<0.1	0.084 (J)		0.1		0.15	0.094 (J)
8/2/2023					0.2		0.087 (J)		
2/6/2024	0.079 (J)		<0.1	0.069 (J)	0.17			0.12	0.071 (J)
2/7/2024		0.063 (J)				0.089 (J)	0.081 (J)		
8/13/2024	<0.1		<0.1	<0.1				<0.1	<0.1

ND substitution: RL or RL/2 if <15% NDs.

Prediction Limit

Constituent: Fluoride (mg/L) Analysis Run 6/4/2025 4:37 AM View: Appendix III Interwell

Plant McIntosh Client: Southern Company Data: McIntosh AP-1

	MGWA-5 (bg)	MGWC-8	MGWA-10 (bg)	MGWA-6 (bg)	MGWC-7	MGWC-3	MGWC-2	MGWC-1	MGWA-11 (bg)
8/14/2024		<0.1			<0.1	<0.1	<0.1		
2/3/2025	<0.1			<0.1					
2/4/2025		<0.1	<0.1		<0.1	<0.1		<0.1	<0.1
2/5/2025							<0.1		

ND substitution: RL or RL/2 if <15% NDs.

Prediction Limit

Constituent: Fluoride (mg/L) Analysis Run 6/4/2025 4:37 AM View: Appendix III Interwell

Plant McIntosh Client: Southern Company Data: McIntosh AP-1

	MGWC-12	MGWA-6A (bg)
5/5/2016		
5/6/2016		
6/20/2016		
6/21/2016	0.14 (J)	
8/15/2016		
8/16/2016	0.29	
9/28/2016		
9/29/2016	0.26	
11/16/2016	0.25	
1/16/2017		
1/17/2017		
1/18/2017	0.26	
1/19/2017		
3/2/2017	0.28	
4/18/2017		
4/19/2017		
4/25/2017	0.25	
7/13/2017	0.21	
10/10/2017	0.22	
3/29/2018	0.23	
3/30/2018		
6/12/2018	0.23	
6/13/2018		
10/9/2018		
10/10/2018	0.25	
1/29/2019		<0.1
3/25/2019		0.067 (J)
3/26/2019	0.22	
9/10/2019	0.2	0.052 (J)
3/9/2020		
3/10/2020	0.15	0.048 (J)
9/16/2020	0.26	0.078 (J)
9/17/2020		
1/25/2021		
1/26/2021	0.23	0.071 (J)
3/23/2021		0.096 (J)
3/24/2021	0.27	
8/23/2021		
8/24/2021		0.11
8/25/2021	0.19	
2/22/2022	0.093 (J)	<0.1
2/23/2022		
8/2/2022	0.074 (J)	0.052 (J)
8/3/2022		
8/4/2022		
2/7/2023	0.25	0.064 (J)
2/8/2023		
8/1/2023		0.081 (J)
8/2/2023	0.25	
2/6/2024		0.074 (J)
2/7/2024	0.29	
8/13/2024		<0.1

ND substitution: RL or RL/2 if <15% NDs.

Prediction Limit

Constituent: Fluoride (mg/L) Analysis Run 6/4/2025 4:37 AM View: Appendix III Interwell

Plant McIntosh Client: Southern Company Data: McIntosh AP-1

	MGWC-12	MGWA-6A (bg)
8/14/2024	0.12	
2/3/2025		
2/4/2025	0.043 (J)	<0.1
2/5/2025		

ND substitution: RL or RL/2 if <15% NDs.

Prediction Limit

Constituent: pH, Field (SU) Analysis Run 6/4/2025 4:37 AM View: Appendix III Interwell
Plant McIntosh Client: Southern Company Data: McIntosh AP-1

	MGWA-5 (bg)	MGWA-10 (bg)	MGWC-7	MGWC-8	MGWA-6 (bg)	MGWC-3	MGWC-2	MGWC-1	MGWA-11 (bg)
5/5/2016	7.4	5.94	7.81	5.96	7.13				
5/6/2016						6.85	7.41	6.64	
6/20/2016	7.63	5.84							7.82
6/21/2016			7.2	6	7.25	6.98	7.41	6.99	
8/15/2016	7.54	5.65	7.04	5.26	7.04				7.52
8/16/2016						6.73	7.33	6.48	
9/28/2016	7.45	5.72	7	5.66	7.09			6.7	7.66
9/29/2016						6.81	7.42		
11/16/2016	7.39	5.65	6.73	5.33	7.6	6.69	7.87	6.66	7.51
1/16/2017		5.52							
1/17/2017	7.23		6.61	5.24	6.99	6.77			7.52
1/18/2017							7.49		
1/19/2017								6.81	
3/2/2017	7.55	5.53	6.62	5.21	6.95	6.79	7.37	6.75	7.5
4/18/2017	7.43	5.64	6.7	5.85	7.02	6.77		6.93	7.75
4/19/2017							7.48		
4/25/2017									
7/13/2017									7.72
10/10/2017	7.47	5.51	6.48	5.6	7.27	7	7.29	6.99	7.42
10/11/2017		6.11							6.35
3/29/2018	7.19	5.35	6.46		6.95			6.82	7.42
3/30/2018				5.16		6.68	7.31		
6/12/2018	7.55	6.23							8.02
6/13/2018			6.24	5.79	7.08	6.83	7.37	7.01	
10/9/2018	7.8	5.62							7.79
10/10/2018			6.12	5.15	7.01	6.69	7.41	7.04	
12/4/2018	7.26								
12/5/2018		5.44	6.02	5.11	6.81				7.43
12/6/2018						6.56	7.28	6.76	
1/28/2019		5.49							7.4
1/29/2019	7.63		5.93	5.46	6.55	6.42	7.03	6.87	
3/25/2019	7.44	5.27							7.29
3/26/2019	7.44		5.96	5.19	6.57	6.68	7.29	7.01	
9/10/2019	7.41	5.97	6.03	5.1	6.99	6.67	7.26	7.09	7.54
1/28/2020	7.46	5.78	6.61		7.17				7.4
1/29/2020				5.76		6.68	7.3	7.19	
3/9/2020		5.46							7.58
3/10/2020	7.3		6.54	5.5	7	6.87	7.3	7.11	
9/16/2020	7.38	6.37			6.98		7.16		7.89
9/17/2020			6.39	5.22		6.68		6.95	
12/7/2020					7.2				
12/8/2020						7.04		7.41	
1/25/2021		4.87							
1/26/2021	6.86		6.27	6.2	7.19	6.53	7.57	7.43	7.43
3/23/2021		5			6.74				7.06
3/24/2021	6.88		6.26	6.71		6.73	7.24	7.14	
8/23/2021		6.16							8.12
8/24/2021	7.78				7.11	6.92	7.42		
8/25/2021			6.85	5.26				7.27	
10/26/2021				5.99					
2/22/2022	7.57	5.38			7.14			7.32	7.6
2/23/2022			6.91	6.22		6.98	7.44		

Prediction Limit

Constituent: pH, Field (SU) Analysis Run 6/4/2025 4:37 AM View: Appendix III Interwell

Plant McIntosh Client: Southern Company Data: McIntosh AP-1

	MGWA-5 (bg)	MGWA-10 (bg)	MGWC-7	MGWC-8	MGWA-6 (bg)	MGWC-3	MGWC-2	MGWC-1	MGWA-11 (bg)
4/18/2022						6.84			
8/2/2022	7.45	5.41			7.1				7.57
8/3/2022			6.86			6.91		7.23	
8/4/2022				6.5			7.37		
2/7/2023	7.85	5.46			7.13	7.01			7.72
2/8/2023			7.43	6.76			7.44	7.28	
8/1/2023	7.52	5.46		6.77	7.14	7.09		7.3	7.61
8/2/2023			6.9				7.31		
2/6/2024	7.67	5.52	7		7.07			7.47	7.86
2/7/2024				7.81		7.49	7.71		
8/13/2024	7.67	5.43			7.27			7.14	7.72
8/14/2024			7.5	7.81		7.14	7.73		
2/3/2025	7.67				7.17				
2/4/2025		5.4	6.71	7.67		6.9		7.2	7.61
2/5/2025							7.66		

Prediction Limit

Constituent: pH, Field (SU) Analysis Run 6/4/2025 4:37 AM View: Appendix III Interwell

Plant McIntosh Client: Southern Company Data: McIntosh AP-1

	MGWC-12	MGWA-6A (bg)
5/5/2016		
5/6/2016		
6/20/2016		
6/21/2016	7.61	
8/15/2016		
8/16/2016	7.17	
9/28/2016		
9/29/2016	6.97	
11/16/2016	7.03	
1/16/2017		
1/17/2017		
1/18/2017	7.01	
1/19/2017		
3/2/2017	7.02	
4/18/2017		
4/19/2017		
4/25/2017	7.02	
7/13/2017	7.17	
10/10/2017	7.24	
10/11/2017		
3/29/2018	6.93	
3/30/2018		
6/12/2018	7.29	
6/13/2018		
10/9/2018		
10/10/2018	7.12	
12/4/2018		
12/5/2018	6.73	
12/6/2018		
1/28/2019		6.93
1/29/2019	8.02	6.93
3/25/2019		7.1
3/26/2019	7.14	
9/10/2019	10.96 (O)	7.15
1/28/2020	7.25	7.36
1/29/2020		
3/9/2020		
3/10/2020	7.53	7.04
9/16/2020	11.03 (O)	6.89
9/17/2020		
12/7/2020		
12/8/2020		
1/25/2021		
1/26/2021	6.7	7.17
3/23/2021		6.56
3/24/2021	7.15	
8/23/2021		
8/24/2021		7.28
8/25/2021	7.44	
10/26/2021		
2/22/2022	7.41	7.2
2/23/2022		

Prediction Limit

Constituent: pH, Field (SU) Analysis Run 6/4/2025 4:37 AM View: Appendix III Interwell

Plant McIntosh Client: Southern Company Data: McIntosh AP-1

	MGWC-12	MGWA-6A (bg)
4/18/2022		
8/2/2022	7.06	7.27
8/3/2022		
8/4/2022		
2/7/2023	6.95	7.24
2/8/2023		
8/1/2023		7.2
8/2/2023	7.2	
2/6/2024		7.23
2/7/2024	6.83	
8/13/2024		7.23
8/14/2024	7.37	
2/3/2025		
2/4/2025	6.75	7.42
2/5/2025		

Prediction Limit

Constituent: Sulfate (mg/L) Analysis Run 6/4/2025 4:37 AM View: Appendix III Interwell

Plant McIntosh Client: Southern Company Data: McIntosh AP-1

	MGWA-5 (bg)	MGWC-8	MGWA-10 (bg)	MGWA-6 (bg)	MGWC-7	MGWC-1	MGWC-3	MGWC-2	MGWA-11 (bg)
5/5/2016	4.47	144	2.46	17.8	116				
5/6/2016						106	94.2	445	
6/20/2016	7.7		2.5						1
6/21/2016		160		17	170	210	95	290	
8/15/2016	7.5	120	1.9	20	170				0.73 (J)
8/16/2016						120	88	270	
9/28/2016	7.8	130	1.9	21	170	110			<1
9/29/2016							94	280	
11/16/2016	6.7	130	1.7	20	170	130	97	280	<1
1/16/2017			<1						
1/17/2017	6.7	150		19	180		100		<1
1/18/2017								280	
1/19/2017						160			
3/2/2017	5.6	160	1.4	15	180	130	100	240	<1
4/18/2017	5.1	180	1.3	14	160	120	91		<1
4/19/2017								250	
4/25/2017									
7/13/2017									1.4
10/10/2017	4.9	260	1.1	11	180	170	110	240	0.87 (J)
6/12/2018	3.8		0.82 (J)						4.1
6/13/2018		330		8.7	180	130	110	220	
10/9/2018	6.7		0.82 (J)						2.2
10/10/2018		410		8.7	190	140	110	220	
12/5/2018					190				1.2
1/29/2019									
3/25/2019	3.4		1.1						1.3
3/26/2019		420		6.3	180	130	110	190	
9/10/2019	4.7	420	1.1	5.6	180	140	110	180	1.8
3/9/2020			4.2						3.4
3/10/2020	5.2	370		5	170	140	130	170	
9/16/2020	3.2		0.69 (J)	2.7				160	3
9/17/2020		380			160	150	120		
3/23/2021			<1	3.2					1.4
3/24/2021	3.5	280			180	120	130	180	
8/23/2021			<1						3.4
8/24/2021	3.6			3.5			130	160	
8/25/2021		420			180	140			
2/22/2022	3.2		<1	5.4		150			1.1
2/23/2022		390			260		150	180	
8/2/2022	2.7		<1	2.3					0.8 (J)
8/3/2022					220	140	130		
8/4/2022		350						150	
2/7/2023	2.5		<1	2.3			120		3.3
2/8/2023		280			220	140		150	
8/1/2023	2.9	280	0.56 (J)	3.2		140	110		1
8/2/2023					200			150	
2/6/2024	2.4		<1	2.8	200	140			0.82 (J)
2/7/2024		310					94	150	
8/13/2024	3.3		0.59 (J)	4.4		140			3.3
8/14/2024		230			200		80	140	
2/3/2025	3.4			4.6					
2/4/2025		380	<1		230	140	73		<1

ND substitution: RL or RL/2 if <15% NDs.

Prediction Limit

Constituent: Sulfate (mg/L) Analysis Run 6/4/2025 4:37 AM View: Appendix III Interwell

Plant McIntosh Client: Southern Company Data: McIntosh AP-1

	MGWA-5 (bg)	MGWC-8	MGWA-10 (bg)	MGWA-6 (bg)	MGWC-7	MGWC-1	MGWC-3	MGWC-2	MGWA-11 (bg)
2/5/2025								150	

Prediction Limit

Constituent: Sulfate (mg/L) Analysis Run 6/4/2025 4:37 AM View: Appendix III Interwell

Plant McIntosh Client: Southern Company Data: McIntosh AP-1

	MGWC-12	MGWA-6A (bg)
5/5/2016		
5/6/2016		
6/20/2016		
6/21/2016	4	
8/15/2016		
8/16/2016	2.8	
9/28/2016		
9/29/2016	<1	
11/16/2016	3	
1/16/2017		
1/17/2017		
1/18/2017	4.1	
1/19/2017		
3/2/2017	4.6	
4/18/2017		
4/19/2017		
4/25/2017	4.4	
7/13/2017	4.8	
10/10/2017	4.9	
6/12/2018	4.1	
6/13/2018		
10/9/2018		
10/10/2018	2.5	
12/5/2018		
1/29/2019		7.08
3/25/2019		1.8
3/26/2019	2.9	
9/10/2019	2.5	0.6 (J)
3/9/2020		
3/10/2020	7.8	2.4
9/16/2020	4.4	1
9/17/2020		
3/23/2021		1.7
3/24/2021	7.1	
8/23/2021		
8/24/2021		3.3
8/25/2021	6.6	
2/22/2022	4.8	2.1
2/23/2022		
8/2/2022	3.1	2.1
8/3/2022		
8/4/2022		
2/7/2023	4.7	1.6
2/8/2023		
8/1/2023		4
8/2/2023	4.6	
2/6/2024		2.4
2/7/2024	8.2	
8/13/2024		4.2
8/14/2024	8.9	
2/3/2025		
2/4/2025	11	4

ND substitution: RL or RL/2 if <15% NDs.

Prediction Limit

Constituent: Sulfate (mg/L) Analysis Run 6/4/2025 4:37 AM View: Appendix III Interwell
Plant McIntosh Client: Southern Company Data: McIntosh AP-1

	MGWC-12	MGWA-6A (bg)
2/5/2025		

Prediction Limit

Constituent: TDS (mg/L) Analysis Run 6/4/2025 4:37 AM View: Appendix III Interwell

Plant McIntosh Client: Southern Company Data: McIntosh AP-1

	MGWA-5 (bg)	MGWC-8	MGWA-10 (bg)	MGWA-6 (bg)	MGWC-7	MGWC-1	MGWC-3	MGWC-2	MGWA-11 (bg)
5/5/2016	129	287	78	281	272				
5/6/2016						282	380	661	
6/20/2016	156		80						188
6/21/2016		297		303	356	516	392	692	
8/15/2016	160	230	58	310	330				180
8/16/2016						360	360	650	
9/28/2016	91	130	29	170	180	190			100
9/29/2016							380	640	
11/16/2016	250	290	140	340	330	410	420	680	270
1/16/2017			36						
1/17/2017	140	240		310	310		380		170
1/18/2017								630	
1/19/2017						400			
3/2/2017	170	270	78	330	340	360	410	660	210
4/18/2017	140	310	16	290	300	360	360		160
4/19/2017								600	
4/25/2017									
7/13/2017									150
10/10/2017	190	450	78	310	340	480	400	600	210
6/12/2018	180		62						150
6/13/2018		600		230	320	390	320	570	
10/9/2018	170		68						150
10/10/2018		410		300	270	260	300	470	
1/29/2019									
3/25/2019	150		54						210
3/26/2019		630		290	320	370	370	530	
9/10/2019	110	660	14	260	260	360	360	470	160
3/9/2020			56						190
3/10/2020	170	600		300	370	450	390	540	
9/16/2020	150		44	300				530	150
9/17/2020		740			320	460	410		
3/23/2021			53	300					220
3/24/2021	150	530			330	380	430	490	
8/23/2021			55						200
8/24/2021	160			300			450	510	
8/25/2021		720			390	470			
2/22/2022	150		38	300		420			210
2/23/2022		630			390		450	490	
8/2/2022	270		65	200					210
8/3/2022					400	440	430		
8/4/2022		620						480	
2/7/2023	150		61	290			410		190
2/8/2023		480			370	400		440	
8/1/2023	170	570	57	330		450	420		300
8/2/2023					410			520	
2/6/2024	150		57	280	350	420			210
2/7/2024		590					370	450	
8/13/2024	150		63	290		420			200
8/14/2024		580			350		360	450	
2/3/2025	150			260					
2/4/2025		590	54		330	400	330		220
2/5/2025								420	

Prediction Limit

Constituent: TDS (mg/L) Analysis Run 6/4/2025 4:37 AM View: Appendix III Interwell

Plant McIntosh Client: Southern Company Data: McIntosh AP-1

	MGWC-12	MGWA-6A (bg)
5/5/2016		
5/6/2016		
6/20/2016		
6/21/2016	177	
8/15/2016		
8/16/2016	160	
9/28/2016		
9/29/2016	190	
11/16/2016	240	
1/16/2017		
1/17/2017		
1/18/2017	180	
1/19/2017		
3/2/2017	170	
4/18/2017		
4/19/2017		
4/25/2017	170	
7/13/2017	150	
10/10/2017	160	
6/12/2018	170	
6/13/2018		
10/9/2018		
10/10/2018	48	
1/29/2019		280
3/25/2019		250
3/26/2019	180	
9/10/2019	140	230
3/9/2020		
3/10/2020	170	260
9/16/2020	190	320
9/17/2020		
3/23/2021		270
3/24/2021	190	
8/23/2021		
8/24/2021		280
8/25/2021	230	
2/22/2022	190	270
2/23/2022		
8/2/2022	150	190
8/3/2022		
8/4/2022		
2/7/2023	190	260
2/8/2023		
8/1/2023		360
8/2/2023	200	
2/6/2024		260
2/7/2024	200	
8/13/2024		270
8/14/2024	190	
2/3/2025		
2/4/2025	200	250
2/5/2025		

FIGURE E.

Appendix III Trend Tests - Significant Results

Plant McIntosh Client: Southern Company Data: McIntosh AP-1 Printed 6/4/2025, 4:41 AM

Constituent	Well	Slope	Calc.	Critical	Sig.	N	%NDs	Normality	Alpha	Method
Boron (mg/L)	MGWA-6 (bg)	-0.0165	-205	-105	Yes	24	16.67	n/a	0.01	NP
Boron (mg/L)	MGWC-1	0.08898	114	105	Yes	24	0	n/a	0.01	NP
Boron (mg/L)	MGWC-2	-0.2194	-217	-105	Yes	24	0	n/a	0.01	NP
Boron (mg/L)	MGWC-3	-0.09977	-111	-105	Yes	24	0	n/a	0.01	NP
Boron (mg/L)	MGWC-7	0.1315	218	105	Yes	24	0	n/a	0.01	NP
Boron (mg/L)	MGWC-8	0.5069	155	105	Yes	24	0	n/a	0.01	NP
Calcium (mg/L)	MGWA-6A (bg)	3.356	53	48	Yes	14	0	n/a	0.01	NP
Calcium (mg/L)	MGWA-10 (bg)	-0.3403	-159	-105	Yes	24	0	n/a	0.01	NP
Calcium (mg/L)	MGWC-1	2.571	114	105	Yes	24	0	n/a	0.01	NP
Calcium (mg/L)	MGWC-8	11.86	225	105	Yes	24	0	n/a	0.01	NP
Chloride (mg/L)	MGWA-5 (bg)	-0.127	-135	-105	Yes	24	0	n/a	0.01	NP
Chloride (mg/L)	MGWA-6 (bg)	-0.9733	-226	-105	Yes	24	0	n/a	0.01	NP
Chloride (mg/L)	MGWA-6A (bg)	-0.2055	-53	-48	Yes	14	0	n/a	0.01	NP
Chloride (mg/L)	MGWC-2	-1.096	-222	-105	Yes	24	0	n/a	0.01	NP
Chloride (mg/L)	MGWC-8	0.3742	149	105	Yes	24	0	n/a	0.01	NP
Sulfate (mg/L)	MGWA-5 (bg)	-0.4863	-183	-105	Yes	24	0	n/a	0.01	NP
Sulfate (mg/L)	MGWA-6 (bg)	-2.13	-198	-105	Yes	24	0	n/a	0.01	NP
Sulfate (mg/L)	MGWA-10 (bg)	-0.1069	-147	-105	Yes	24	33.33	n/a	0.01	NP
Sulfate (mg/L)	MGWC-2	-18.82	-237	-105	Yes	24	0	n/a	0.01	NP
Sulfate (mg/L)	MGWC-7	5.385	162	111	Yes	25	0	n/a	0.01	NP
Sulfate (mg/L)	MGWC-8	24.78	115	105	Yes	24	0	n/a	0.01	NP
TDS (mg/L)	MGWC-2	-27.63	-209	-105	Yes	24	0	n/a	0.01	NP
TDS (mg/L)	MGWC-8	46.42	129	105	Yes	24	0	n/a	0.01	NP

Appendix III Trend Tests - All Results

Plant McIntosh Client: Southern Company Data: McIntosh AP-1 Printed 6/4/2025, 4:41 AM

Constituent	Well	Slope	Calc.	Critical	Sig.	N	%NDs	Normality	Alpha	Method
Boron (mg/L)	MGWA-5 (bg)	0	-6	-105	No	24	70.83	n/a	0.01	NP
Boron (mg/L)	**MGWA-6 (bg)**	**-0.0165**	**-205**	**-105**	**Yes**	**24**	**16.67**	**n/a**	**0.01**	**NP**
Boron (mg/L)	MGWA-6A (bg)	-0.0006959	-29	-48	No	14	50	n/a	0.01	NP
Boron (mg/L)	MGWA-10 (bg)	0	67	105	No	24	70.83	n/a	0.01	NP
Boron (mg/L)	MGWA-11 (bg)	0	-24	-105	No	24	50	n/a	0.01	NP
Boron (mg/L)	**MGWC-1**	**0.08898**	**114**	**105**	**Yes**	**24**	**0**	**n/a**	**0.01**	**NP**
Boron (mg/L)	**MGWC-2**	**-0.2194**	**-217**	**-105**	**Yes**	**24**	**0**	**n/a**	**0.01**	**NP**
Boron (mg/L)	**MGWC-3**	**-0.09977**	**-111**	**-105**	**Yes**	**24**	**0**	**n/a**	**0.01**	**NP**
Boron (mg/L)	**MGWC-7**	**0.1315**	**218**	**105**	**Yes**	**24**	**0**	**n/a**	**0.01**	**NP**
Boron (mg/L)	**MGWC-8**	**0.5069**	**155**	**105**	**Yes**	**24**	**0**	**n/a**	**0.01**	**NP**
Calcium (mg/L)	MGWA-5 (bg)	0	-34	-105	No	24	0	n/a	0.01	NP
Calcium (mg/L)	MGWA-6 (bg)	0	75	105	No	24	0	n/a	0.01	NP
Calcium (mg/L)	**MGWA-6A (bg)**	**3.356**	**53**	**48**	**Yes**	**14**	**0**	**n/a**	**0.01**	**NP**
Calcium (mg/L)	**MGWA-10 (bg)**	**-0.3403**	**-159**	**-105**	**Yes**	**24**	**0**	**n/a**	**0.01**	**NP**
Calcium (mg/L)	MGWA-11 (bg)	0.5342	67	111	No	25	0	n/a	0.01	NP
Calcium (mg/L)	**MGWC-1**	**2.571**	**114**	**105**	**Yes**	**24**	**0**	**n/a**	**0.01**	**NP**
Calcium (mg/L)	**MGWC-8**	**11.86**	**225**	**105**	**Yes**	**24**	**0**	**n/a**	**0.01**	**NP**
Chloride (mg/L)	**MGWA-5 (bg)**	**-0.127**	**-135**	**-105**	**Yes**	**24**	**0**	**n/a**	**0.01**	**NP**
Chloride (mg/L)	**MGWA-6 (bg)**	**-0.9733**	**-226**	**-105**	**Yes**	**24**	**0**	**n/a**	**0.01**	**NP**
Chloride (mg/L)	**MGWA-6A (bg)**	**-0.2055**	**-53**	**-48**	**Yes**	**14**	**0**	**n/a**	**0.01**	**NP**
Chloride (mg/L)	MGWA-10 (bg)	0.04199	59	105	No	24	0	n/a	0.01	NP
Chloride (mg/L)	MGWA-11 (bg)	-0.03284	-37	-111	No	25	0	n/a	0.01	NP
Chloride (mg/L)	MGWC-1	0	-70	-105	No	24	0	n/a	0.01	NP
Chloride (mg/L)	**MGWC-2**	**-1.096**	**-222**	**-105**	**Yes**	**24**	**0**	**n/a**	**0.01**	**NP**
Chloride (mg/L)	MGWC-3	0	1	105	No	24	0	n/a	0.01	NP
Chloride (mg/L)	**MGWC-8**	**0.3742**	**149**	**105**	**Yes**	**24**	**0**	**n/a**	**0.01**	**NP**
Sulfate (mg/L)	**MGWA-5 (bg)**	**-0.4863**	**-183**	**-105**	**Yes**	**24**	**0**	**n/a**	**0.01**	**NP**
Sulfate (mg/L)	**MGWA-6 (bg)**	**-2.13**	**-198**	**-105**	**Yes**	**24**	**0**	**n/a**	**0.01**	**NP**
Sulfate (mg/L)	MGWA-6A (bg)	0.3028	26	48	No	14	0	n/a	0.01	NP
Sulfate (mg/L)	**MGWA-10 (bg)**	**-0.1069**	**-147**	**-105**	**Yes**	**24**	**33.33**	**n/a**	**0.01**	**NP**
Sulfate (mg/L)	MGWA-11 (bg)	0.05133	59	111	No	25	24	n/a	0.01	NP
Sulfate (mg/L)	MGWC-1	1.363	63	105	No	24	0	n/a	0.01	NP
Sulfate (mg/L)	**MGWC-2**	**-18.82**	**-237**	**-105**	**Yes**	**24**	**0**	**n/a**	**0.01**	**NP**
Sulfate (mg/L)	MGWC-3	4.522	78	105	No	24	0	n/a	0.01	NP
Sulfate (mg/L)	**MGWC-7**	**5.385**	**162**	**111**	**Yes**	**25**	**0**	**n/a**	**0.01**	**NP**
Sulfate (mg/L)	**MGWC-8**	**24.78**	**115**	**105**	**Yes**	**24**	**0**	**n/a**	**0.01**	**NP**
TDS (mg/L)	MGWA-5 (bg)	0	8	105	No	24	0	n/a	0.01	NP
TDS (mg/L)	MGWA-6 (bg)	-1.975	-54	-105	No	24	0	n/a	0.01	NP
TDS (mg/L)	MGWA-6A (bg)	0	-3	-48	No	14	0	n/a	0.01	NP
TDS (mg/L)	MGWA-10 (bg)	-1.366	-41	-105	No	24	0	n/a	0.01	NP
TDS (mg/L)	MGWA-11 (bg)	4.672	77	105	No	24	0	n/a	0.01	NP
TDS (mg/L)	MGWC-1	7.05	67	105	No	24	0	n/a	0.01	NP
TDS (mg/L)	**MGWC-2**	**-27.63**	**-209**	**-105**	**Yes**	**24**	**0**	**n/a**	**0.01**	**NP**
TDS (mg/L)	**MGWC-8**	**46.42**	**129**	**105**	**Yes**	**24**	**0**	**n/a**	**0.01**	**NP**

Sanitas™ v.10.0.26 Software licensed to Groundwater Stats Consulting. UG
Hollow symbols indicate censored values.

Sen's Slope Estimator

MGWA-5 (bg)

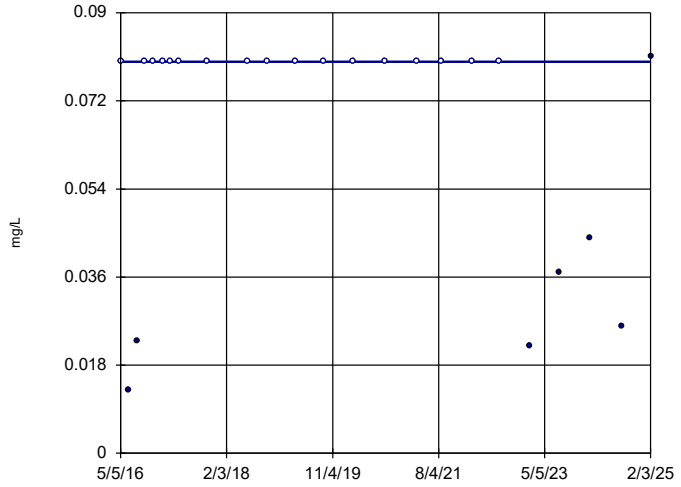

n = 24

Slope = 0
units per year.

Mann-Kendall
statistic = -6
critical = -105

Trend not sig-
nificant at 99%
confidence level
(α = 0.005 per
tail).

Constituent: Boron Analysis Run 6/4/2025 4:39 AM View: Appendix III Trend Tests
Plant McIntosh Client: Southern Company Data: McIntosh AP-1

Sanitas™ v.10.0.26 Software licensed to Groundwater Stats Consulting. UG
Hollow symbols indicate censored values.

Sen's Slope Estimator

MGWA-6 (bg)

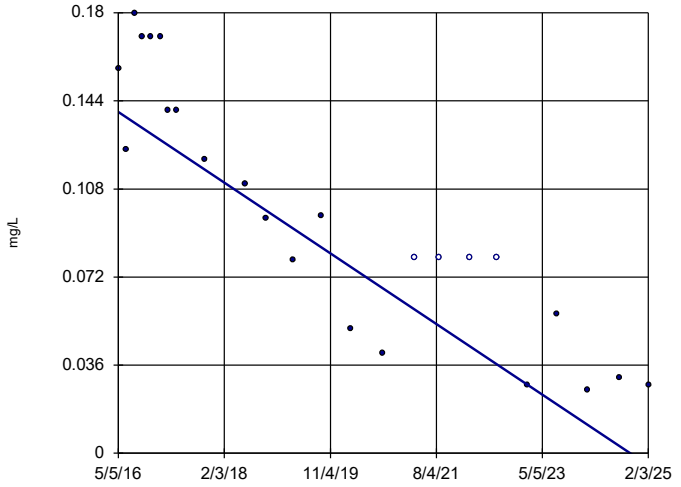

n = 24

Slope = -0.0165
units per year.

Mann-Kendall
statistic = -205
critical = -105

Decreasing trend
significant at 99%
confidence level
(α = 0.005 per
tail).

Constituent: Boron Analysis Run 6/4/2025 4:39 AM View: Appendix III Trend Tests
Plant McIntosh Client: Southern Company Data: McIntosh AP-1

Sanitas™ v.10.0.26 Software licensed to Groundwater Stats Consulting. UG
Hollow symbols indicate censored values.

Sen's Slope Estimator

MGWA-6A (bg)

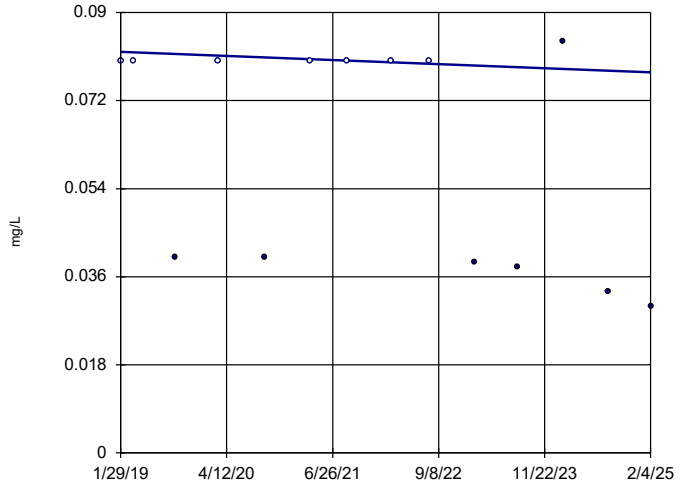

n = 14

Slope = -0.0006959
units per year.

Mann-Kendall
statistic = -29
critical = -48

Trend not sig-
nificant at 99%
confidence level
(α = 0.005 per
tail).

Constituent: Boron Analysis Run 6/4/2025 4:39 AM View: Appendix III Trend Tests
Plant McIntosh Client: Southern Company Data: McIntosh AP-1

Sanitas™ v.10.0.26 Software licensed to Groundwater Stats Consulting. UG
Hollow symbols indicate censored values.

Sen's Slope Estimator

MGWA-10 (bg)

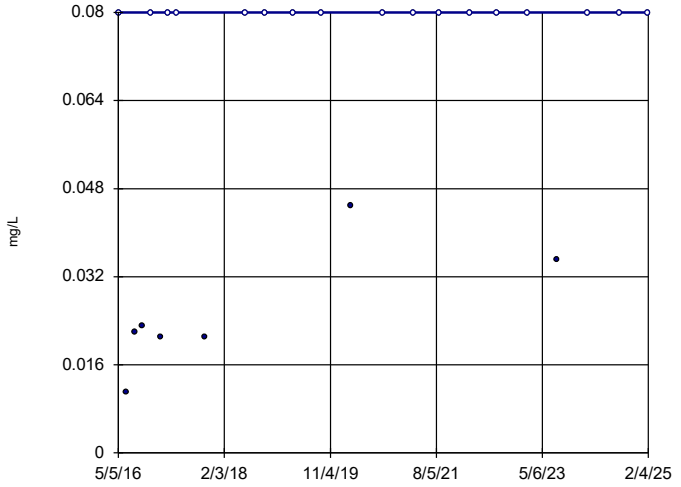

n = 24

Slope = 0
units per year.

Mann-Kendall
statistic = 67
critical = 105

Trend not sig-
nificant at 99%
confidence level
(α = 0.005 per
tail).

Constituent: Boron Analysis Run 6/4/2025 4:39 AM View: Appendix III Trend Tests
Plant McIntosh Client: Southern Company Data: McIntosh AP-1

Sanitas™ v.10.0.26 Software licensed to Groundwater Stats Consulting. UG
Hollow symbols indicate censored values.

Sen's Slope Estimator

MGWA-11 (bg)

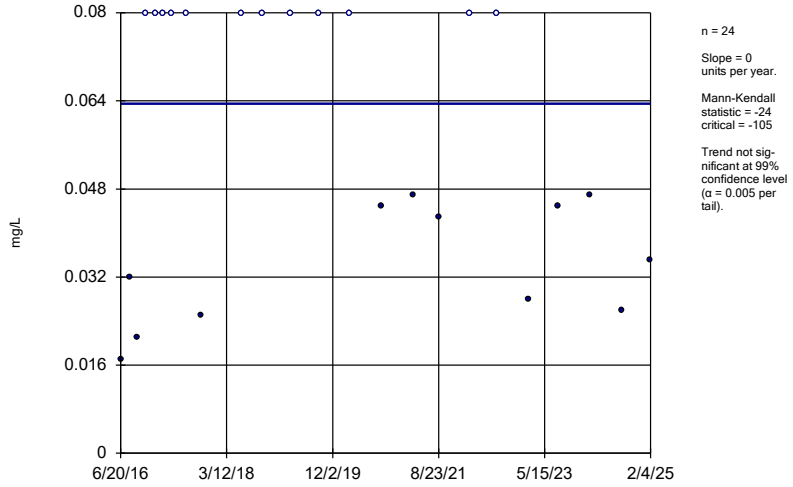

n = 24

Slope = 0 units per year.

Mann-Kendall statistic = -24 critical = -105

Trend not significant at 99% confidence level (α = 0.005 per tail).

Constituent: Boron Analysis Run 6/4/2025 4:39 AM View: Appendix III Trend Tests
Plant McIntosh Client: Southern Company Data: McIntosh AP-1

Sanitas™ v.10.0.26 Software licensed to Groundwater Stats Consulting. UG

Sen's Slope Estimator

MGWC-1

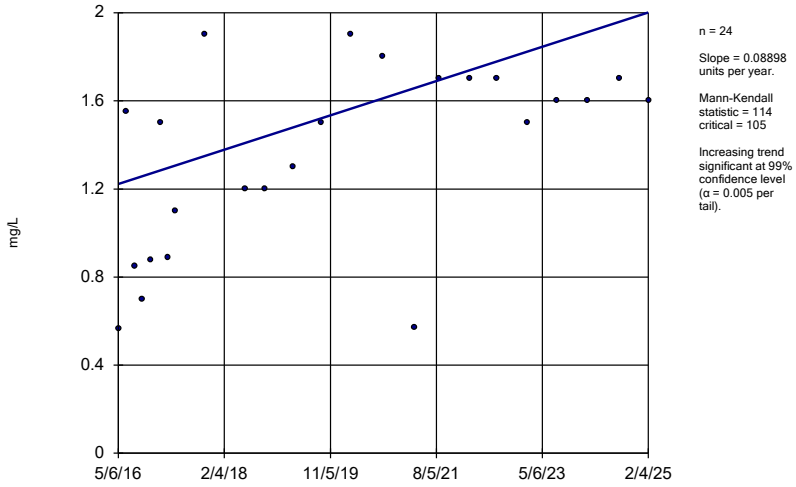

n = 24

Slope = 0.08898 units per year.

Mann-Kendall statistic = 114 critical = 105

Increasing trend significant at 99% confidence level (α = 0.005 per tail).

Constituent: Boron Analysis Run 6/4/2025 4:39 AM View: Appendix III Trend Tests
Plant McIntosh Client: Southern Company Data: McIntosh AP-1

Sanitas™ v.10.0.26 Software licensed to Groundwater Stats Consulting. UG

Sen's Slope Estimator

MGWC-2

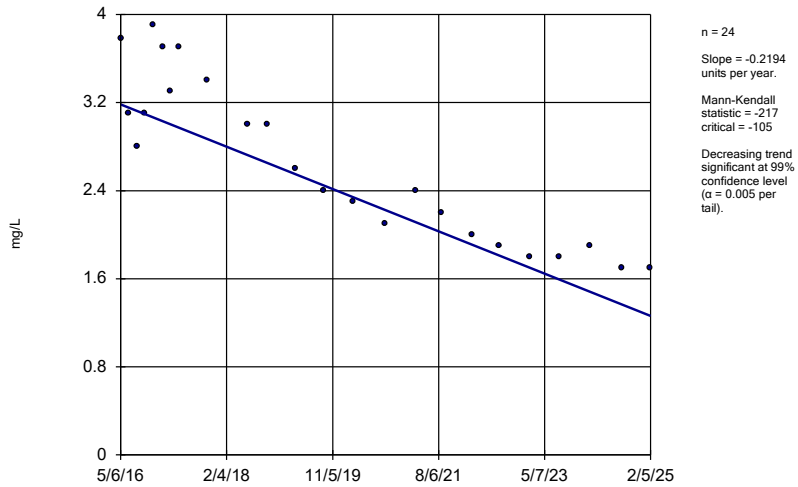

n = 24

Slope = -0.2194 units per year.

Mann-Kendall statistic = -217 critical = -105

Decreasing trend significant at 99% confidence level (α = 0.005 per tail).

Constituent: Boron Analysis Run 6/4/2025 4:39 AM View: Appendix III Trend Tests
Plant McIntosh Client: Southern Company Data: McIntosh AP-1

Sanitas™ v.10.0.26 Software licensed to Groundwater Stats Consulting. UG

Sen's Slope Estimator

MGWC-3

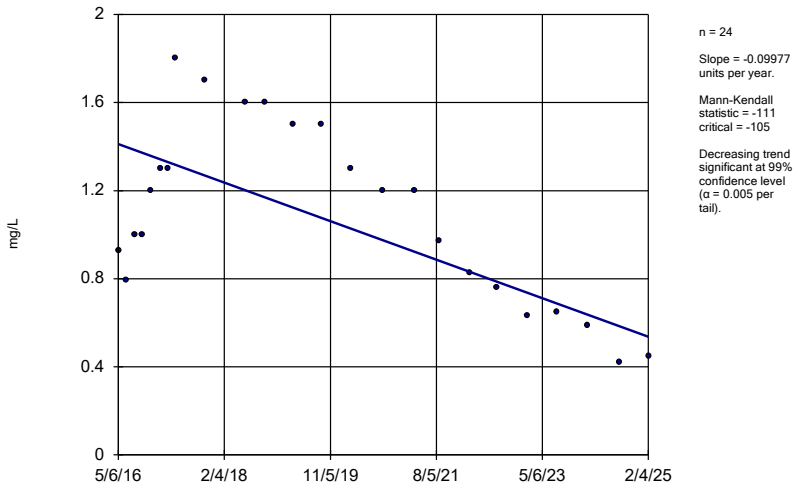

n = 24

Slope = -0.09977 units per year.

Mann-Kendall statistic = -111 critical = -105

Decreasing trend significant at 99% confidence level (α = 0.005 per tail).

Constituent: Boron Analysis Run 6/4/2025 4:39 AM View: Appendix III Trend Tests
Plant McIntosh Client: Southern Company Data: McIntosh AP-1

Sanitas™ v.10.0.26 Software licensed to Groundwater Stats Consulting. UG

Sen's Slope Estimator

MGWC-7

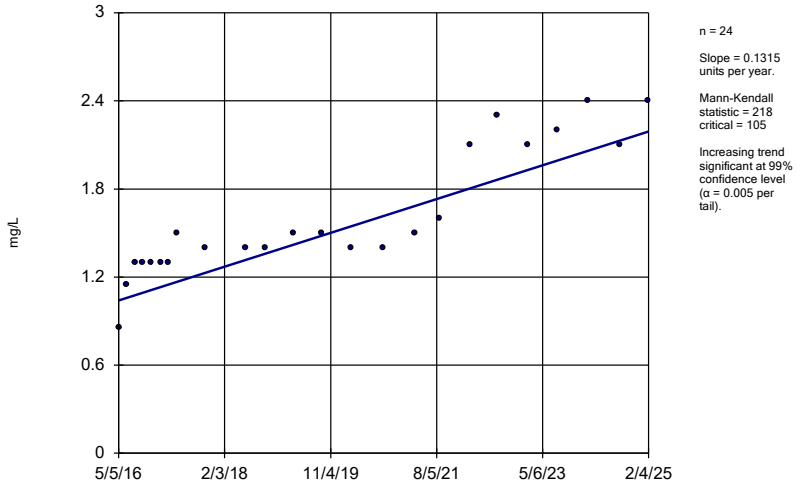

Constituent: Boron Analysis Run 6/4/2025 4:39 AM View: Appendix III Trend Tests
Plant McIntosh Client: Southern Company Data: McIntosh AP-1

Sanitas™ v.10.0.26 Software licensed to Groundwater Stats Consulting. UG

Sen's Slope Estimator

MGWC-8

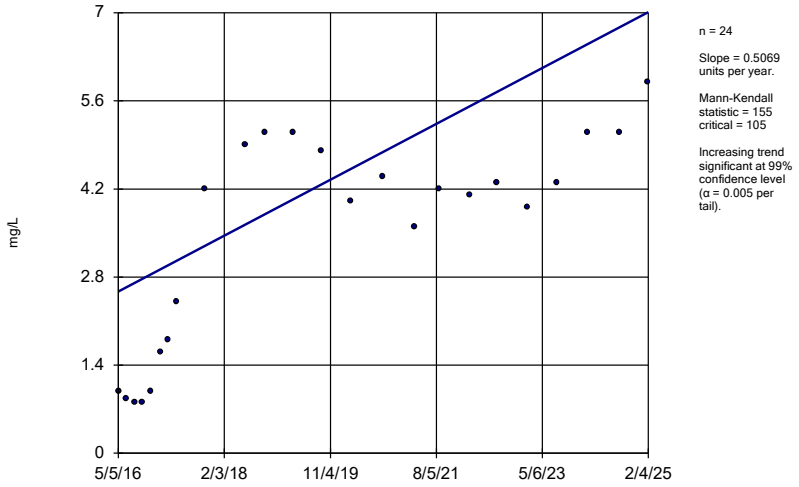

Constituent: Boron Analysis Run 6/4/2025 4:39 AM View: Appendix III Trend Tests
Plant McIntosh Client: Southern Company Data: McIntosh AP-1

Sanitas™ v.10.0.26 Software licensed to Groundwater Stats Consulting. UG

Sen's Slope Estimator

MGWA-5 (bg)

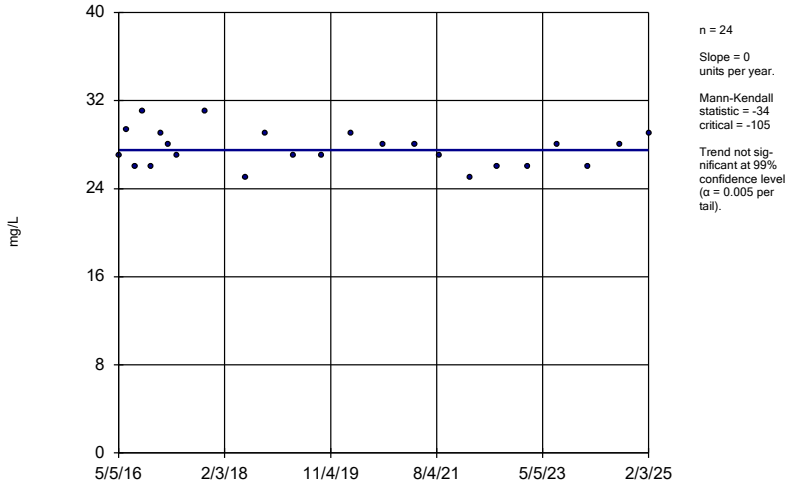

Constituent: Calcium Analysis Run 6/4/2025 4:39 AM View: Appendix III Trend Tests
Plant McIntosh Client: Southern Company Data: McIntosh AP-1

Sanitas™ v.10.0.26 Software licensed to Groundwater Stats Consulting. UG

Sen's Slope Estimator

MGWA-6 (bg)

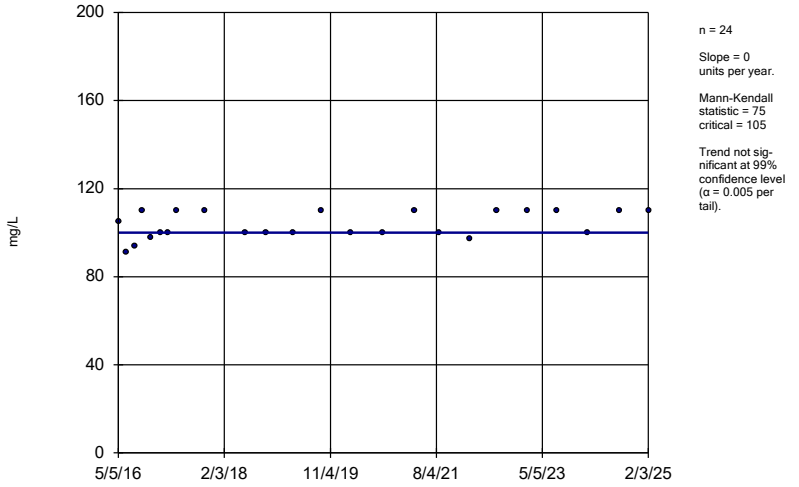

Constituent: Calcium Analysis Run 6/4/2025 4:39 AM View: Appendix III Trend Tests
Plant McIntosh Client: Southern Company Data: McIntosh AP-1

Sanitas™ v.10.0.26 Software licensed to Groundwater Stats Consulting. UG

Sen's Slope Estimator

MGWA-6A (bg)

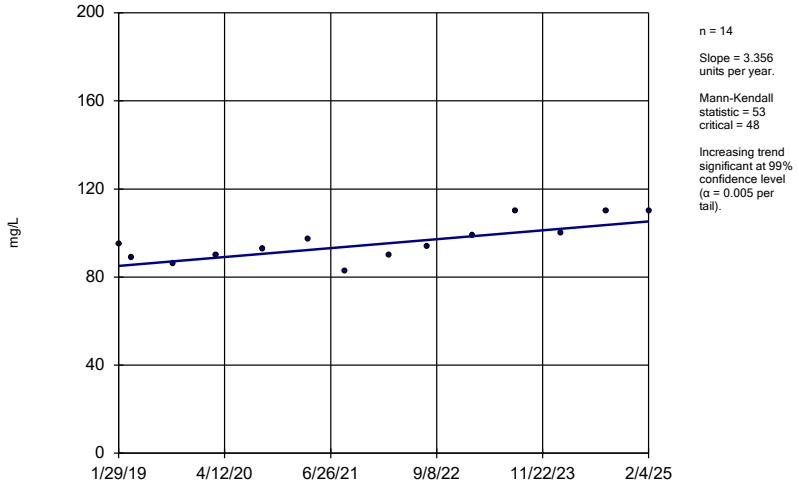

n = 14

Slope = 3.356 units per year.

Mann-Kendall statistic = 53 critical = 48

Increasing trend significant at 99% confidence level (α = 0.005 per tail).

Constituent: Calcium Analysis Run 6/4/2025 4:39 AM View: Appendix III Trend Tests

Plant McIntosh Client: Southern Company Data: McIntosh AP-1

Sanitas™ v.10.0.26 Software licensed to Groundwater Stats Consulting. UG

Sen's Slope Estimator

MGWA-10 (bg)

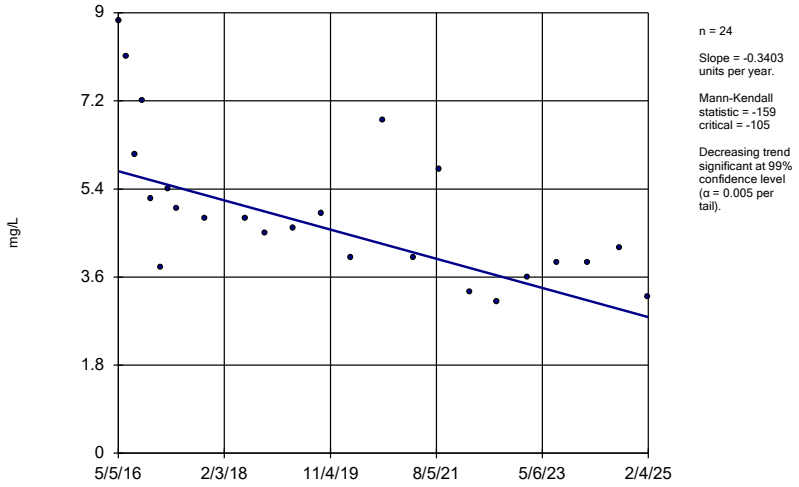

n = 24

Slope = -0.3403 units per year.

Mann-Kendall statistic = -159 critical = -105

Decreasing trend significant at 99% confidence level (α = 0.005 per tail).

Constituent: Calcium Analysis Run 6/4/2025 4:39 AM View: Appendix III Trend Tests

Plant McIntosh Client: Southern Company Data: McIntosh AP-1

Sanitas™ v.10.0.26 Software licensed to Groundwater Stats Consulting. UG

Sen's Slope Estimator

MGWA-11 (bg)

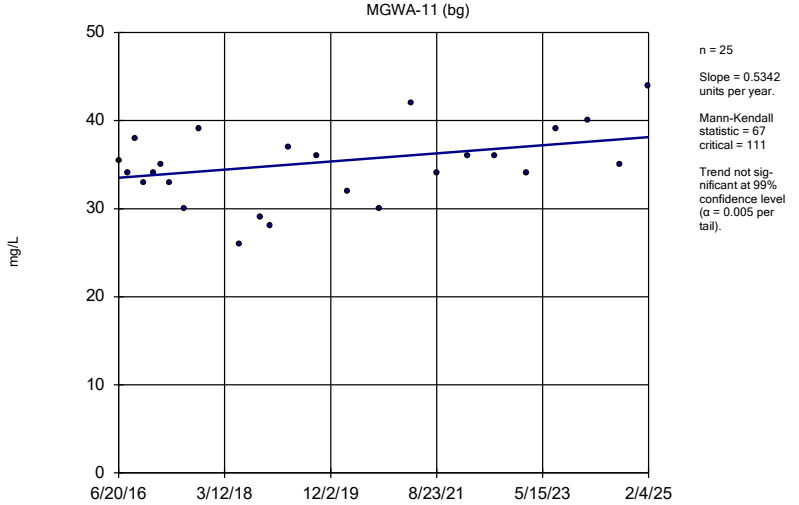

n = 25

Slope = 0.5342 units per year.

Mann-Kendall statistic = 67 critical = 111

Trend not significant at 99% confidence level (α = 0.005 per tail).

Constituent: Calcium Analysis Run 6/4/2025 4:39 AM View: Appendix III Trend Tests

Plant McIntosh Client: Southern Company Data: McIntosh AP-1

Sanitas™ v.10.0.26 Software licensed to Groundwater Stats Consulting. UG

Sen's Slope Estimator

MGWC-1

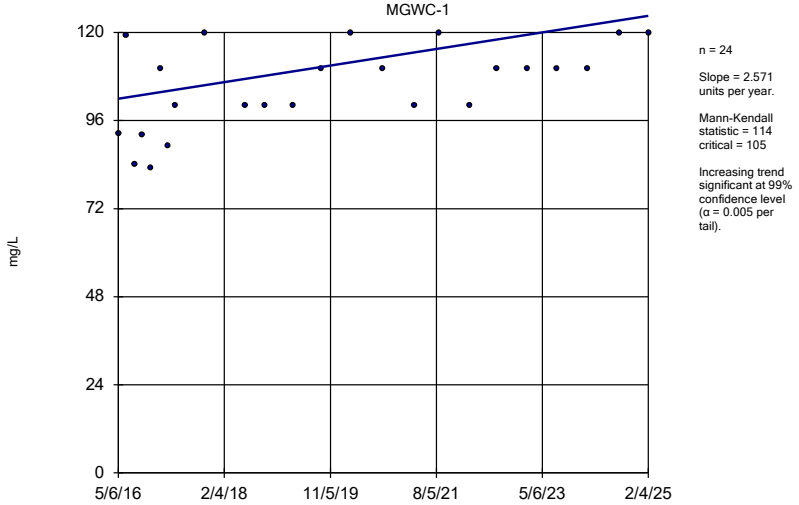

n = 24

Slope = 2.571 units per year.

Mann-Kendall statistic = 114 critical = 105

Increasing trend significant at 99% confidence level (α = 0.005 per tail).

Constituent: Calcium Analysis Run 6/4/2025 4:39 AM View: Appendix III Trend Tests

Plant McIntosh Client: Southern Company Data: McIntosh AP-1

Sanitas™ v.10.0.26 Software licensed to Groundwater Stats Consulting. UG

Sen's Slope Estimator

MGWC-8

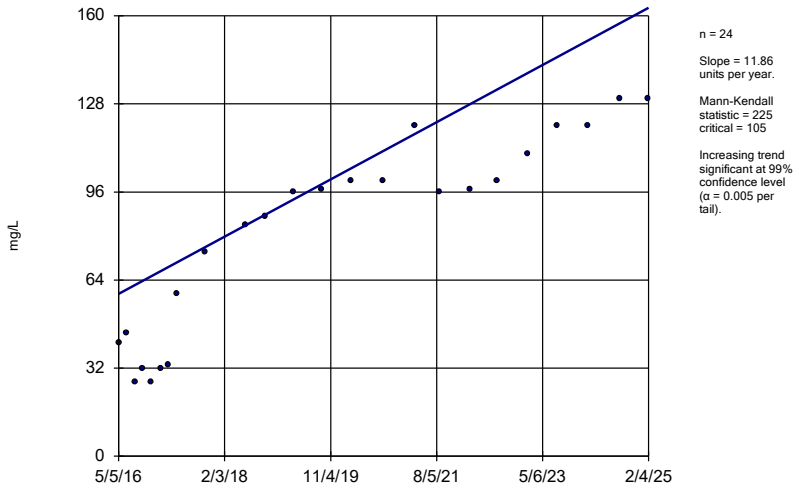

n = 24

Slope = 11.86 units per year.

Mann-Kendall statistic = 225 critical = 105

Increasing trend significant at 99% confidence level (α = 0.005 per tail).

Constituent: Calcium Analysis Run 6/4/2025 4:39 AM View: Appendix III Trend Tests

Plant McIntosh Client: Southern Company Data: McIntosh AP-1

Sanitas™ v.10.0.26 Software licensed to Groundwater Stats Consulting. UG

Sen's Slope Estimator

MGWA-5 (bg)

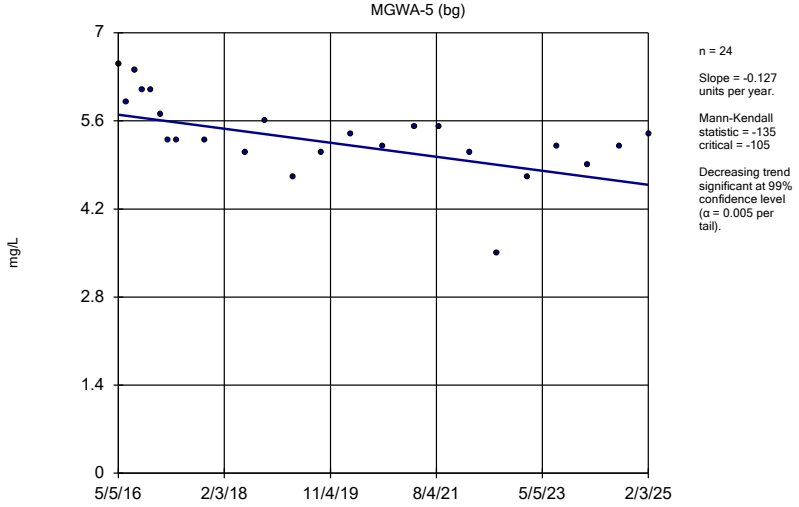

n = 24

Slope = -0.127 units per year.

Mann-Kendall statistic = -135 critical = -105

Decreasing trend significant at 99% confidence level (α = 0.005 per tail).

Constituent: Chloride Analysis Run 6/4/2025 4:39 AM View: Appendix III Trend Tests

Plant McIntosh Client: Southern Company Data: McIntosh AP-1

Sanitas™ v.10.0.26 Software licensed to Groundwater Stats Consulting. UG

Sen's Slope Estimator

MGWA-6 (bg)

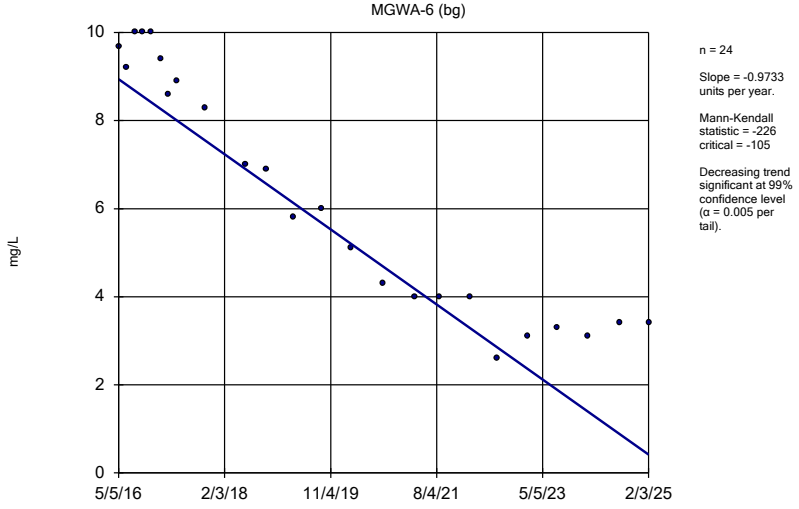

n = 24

Slope = -0.9733 units per year.

Mann-Kendall statistic = -226 critical = -105

Decreasing trend significant at 99% confidence level (α = 0.005 per tail).

Constituent: Chloride Analysis Run 6/4/2025 4:39 AM View: Appendix III Trend Tests

Plant McIntosh Client: Southern Company Data: McIntosh AP-1

Sanitas™ v.10.0.26 Software licensed to Groundwater Stats Consulting. UG

Sen's Slope Estimator

MGWA-6A (bg)

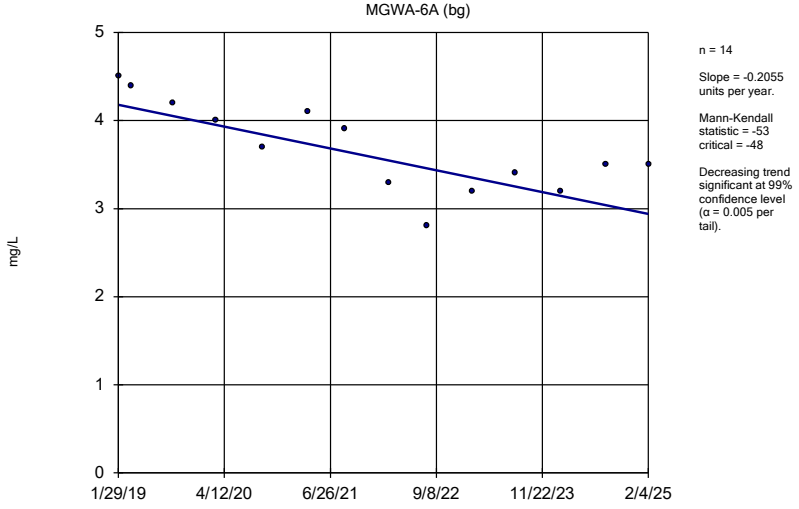

n = 14

Slope = -0.2055 units per year.

Mann-Kendall statistic = -53 critical = -48

Decreasing trend significant at 99% confidence level (α = 0.005 per tail).

Constituent: Chloride Analysis Run 6/4/2025 4:39 AM View: Appendix III Trend Tests

Plant McIntosh Client: Southern Company Data: McIntosh AP-1

Sanitas™ v.10.0.26 Software licensed to Groundwater Stats Consulting. UG

Sen's Slope Estimator

MGWA-10 (bg)

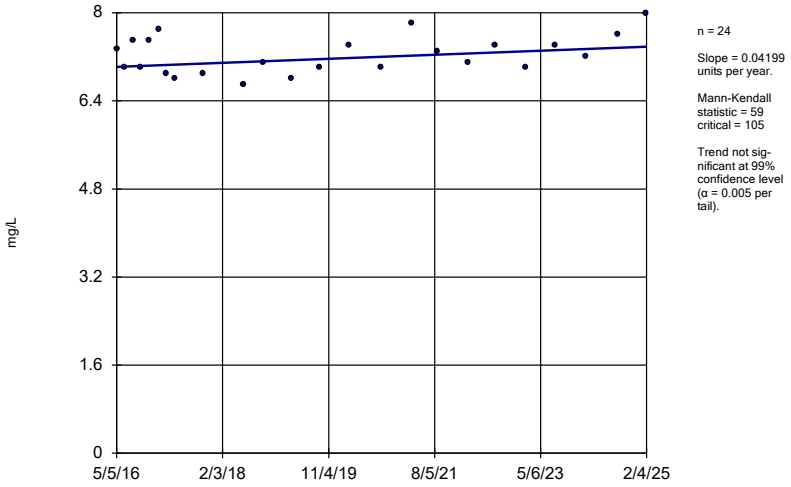

n = 24

Slope = 0.04199 units per year.

Mann-Kendall statistic = 59 critical = 105

Trend not significant at 99% confidence level (α = 0.005 per tail).

Constituent: Chloride Analysis Run 6/4/2025 4:39 AM View: Appendix III Trend Tests

Plant McIntosh Client: Southern Company Data: McIntosh AP-1

Sanitas™ v.10.0.26 Software licensed to Groundwater Stats Consulting. UG

Sen's Slope Estimator

MGWA-11 (bg)

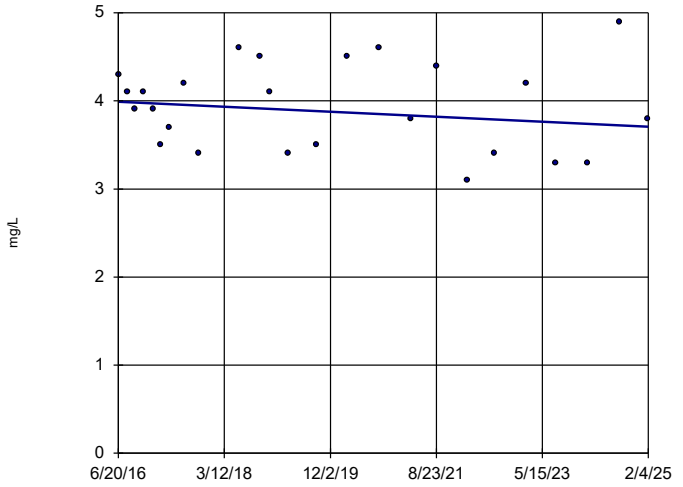

n = 25

Slope = -0.03284 units per year.

Mann-Kendall statistic = -37 critical = -111

Trend not significant at 99% confidence level (α = 0.005 per tail).

Constituent: Chloride Analysis Run 6/4/2025 4:39 AM View: Appendix III Trend Tests

Plant McIntosh Client: Southern Company Data: McIntosh AP-1

Sanitas™ v.10.0.26 Software licensed to Groundwater Stats Consulting. UG

Sen's Slope Estimator

MGWC-1

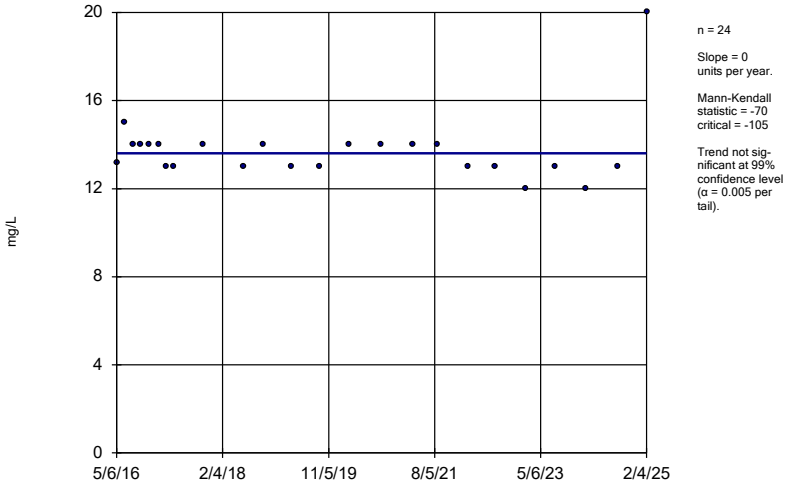

n = 24

Slope = 0 units per year.

Mann-Kendall statistic = -70 critical = -105

Trend not significant at 99% confidence level (α = 0.005 per tail).

Constituent: Chloride Analysis Run 6/4/2025 4:39 AM View: Appendix III Trend Tests

Plant McIntosh Client: Southern Company Data: McIntosh AP-1

Sanitas™ v.10.0.26 Software licensed to Groundwater Stats Consulting. UG

Sen's Slope Estimator

MGWC-2

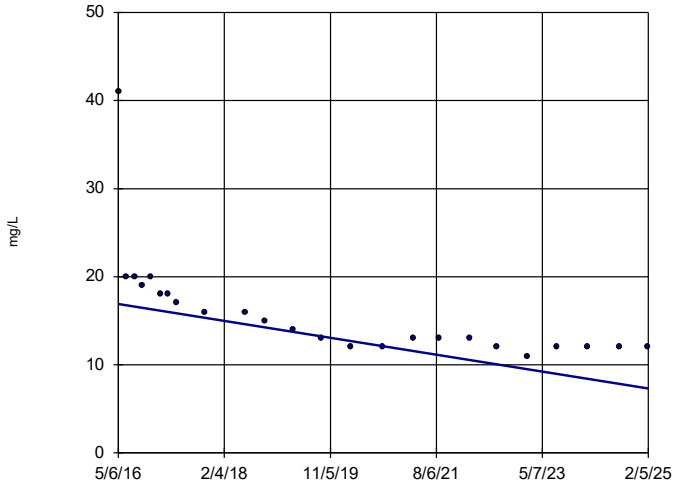

n = 24

Slope = -1.096 units per year.

Mann-Kendall statistic = -222 critical = -105

Decreasing trend significant at 99% confidence level (α = 0.005 per tail).

Constituent: Chloride Analysis Run 6/4/2025 4:39 AM View: Appendix III Trend Tests

Plant McIntosh Client: Southern Company Data: McIntosh AP-1

Sanitas™ v.10.0.26 Software licensed to Groundwater Stats Consulting. UG

Sen's Slope Estimator

MGWC-3

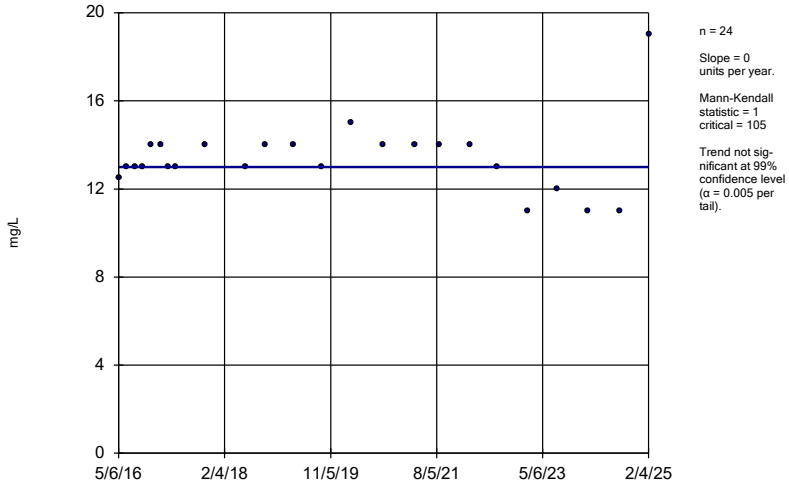

n = 24

Slope = 0 units per year.

Mann-Kendall statistic = 1 critical = 105

Trend not significant at 99% confidence level (α = 0.005 per tail).

Constituent: Chloride Analysis Run 6/4/2025 4:40 AM View: Appendix III Trend Tests

Plant McIntosh Client: Southern Company Data: McIntosh AP-1

Sanitas™ v.10.0.26 Software licensed to Groundwater Stats Consulting. UG

Sen's Slope Estimator

MGWC-8

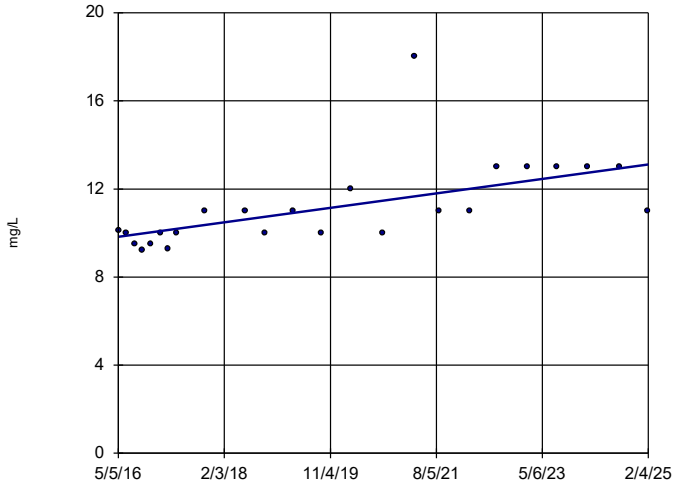

n = 24

Slope = 0.3742 units per year.

Mann-Kendall statistic = 149 critical = 105

Increasing trend significant at 99% confidence level (α = 0.005 per tail).

Constituent: Chloride Analysis Run 6/4/2025 4:40 AM View: Appendix III Trend Tests

Plant McIntosh Client: Southern Company Data: McIntosh AP-1

Sanitas™ v.10.0.26 Software licensed to Groundwater Stats Consulting. UG

Sen's Slope Estimator

MGWA-5 (bg)

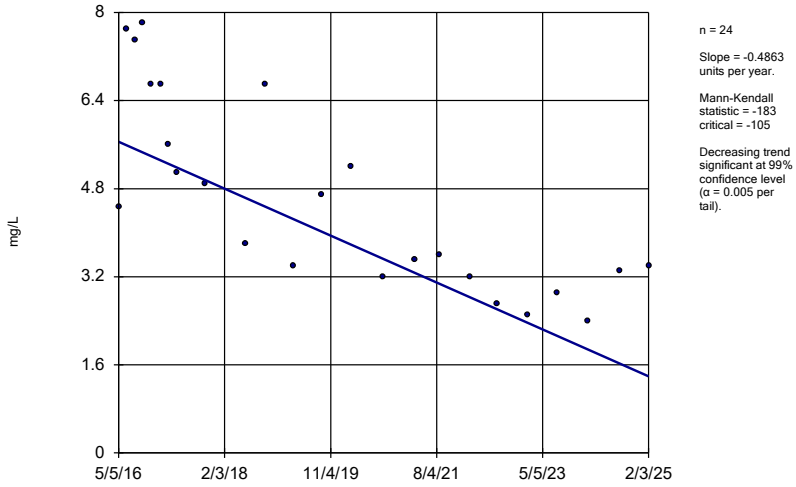

n = 24

Slope = -0.4863 units per year.

Mann-Kendall statistic = -183 critical = -105

Decreasing trend significant at 99% confidence level (α = 0.005 per tail).

Constituent: Sulfate Analysis Run 6/4/2025 4:40 AM View: Appendix III Trend Tests

Plant McIntosh Client: Southern Company Data: McIntosh AP-1

Sanitas™ v.10.0.26 Software licensed to Groundwater Stats Consulting. UG

Sen's Slope Estimator

MGWA-6 (bg)

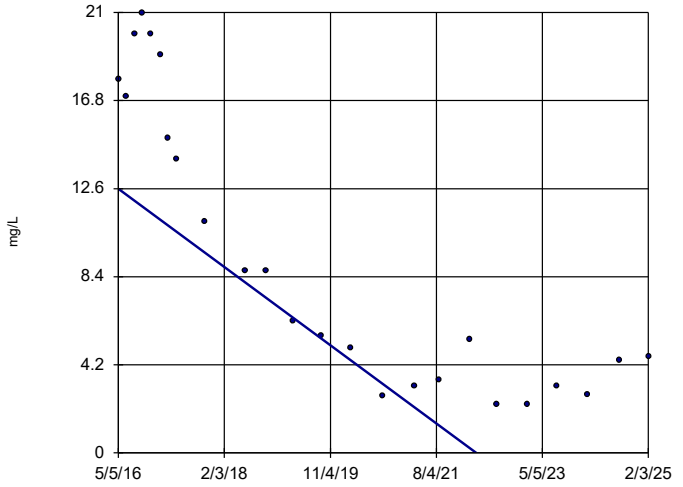

n = 24

Slope = -2.13 units per year.

Mann-Kendall statistic = -198 critical = -105

Decreasing trend significant at 99% confidence level (α = 0.005 per tail).

Constituent: Sulfate Analysis Run 6/4/2025 4:40 AM View: Appendix III Trend Tests

Plant McIntosh Client: Southern Company Data: McIntosh AP-1

Sanitas™ v.10.0.26 Software licensed to Groundwater Stats Consulting. UG

Sen's Slope Estimator

MGWA-6A (bg)

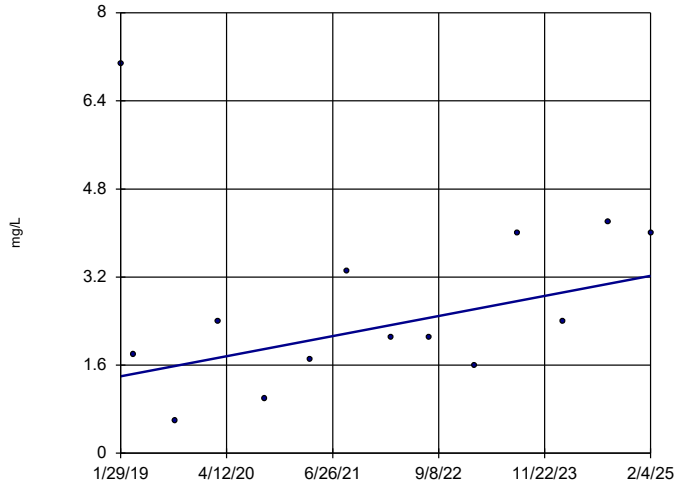

n = 14

Slope = 0.3028 units per year.

Mann-Kendall statistic = 26 critical = 48

Trend not significant at 99% confidence level (α = 0.005 per tail).

Constituent: Sulfate Analysis Run 6/4/2025 4:40 AM View: Appendix III Trend Tests

Plant McIntosh Client: Southern Company Data: McIntosh AP-1

Sanitas™ v.10.0.26 Software licensed to Groundwater Stats Consulting. UG

Hollow symbols indicate censored values.

Sen's Slope Estimator

MGWA-10 (bg)

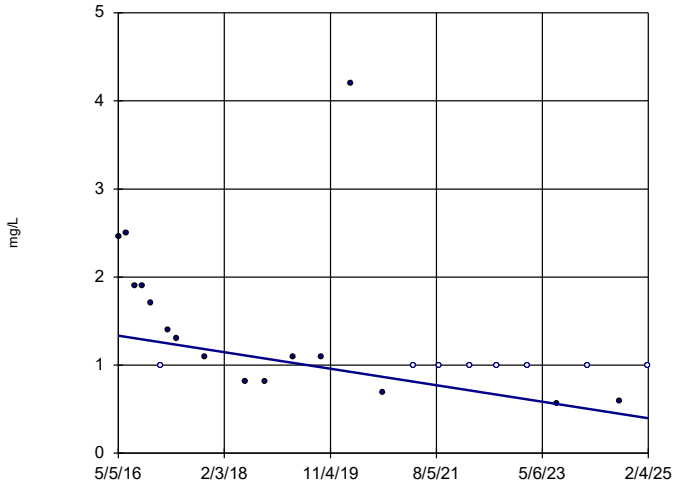

n = 24

Slope = -0.1069 units per year.

Mann-Kendall statistic = -147 critical = -105

Decreasing trend significant at 99% confidence level (α = 0.005 per tail).

Constituent: Sulfate Analysis Run 6/4/2025 4:40 AM View: Appendix III Trend Tests

Plant McIntosh Client: Southern Company Data: McIntosh AP-1

Sanitas™ v.10.0.26 Software licensed to Groundwater Stats Consulting. UG

Hollow symbols indicate censored values.

Sen's Slope Estimator

MGWA-11 (bg)

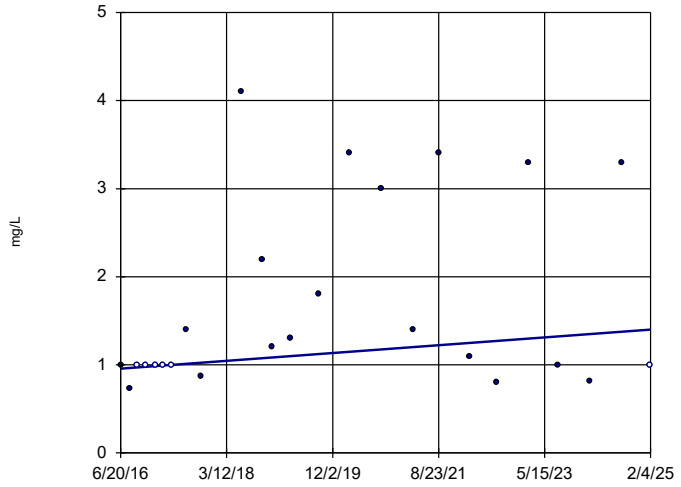

n = 25

Slope = 0.05133 units per year.

Mann-Kendall statistic = 59 critical = 111

Trend not significant at 99% confidence level (α = 0.005 per tail).

Constituent: Sulfate Analysis Run 6/4/2025 4:40 AM View: Appendix III Trend Tests

Plant McIntosh Client: Southern Company Data: McIntosh AP-1

Sanitas™ v.10.0.26 Software licensed to Groundwater Stats Consulting. UG

Sen's Slope Estimator

MGWC-1

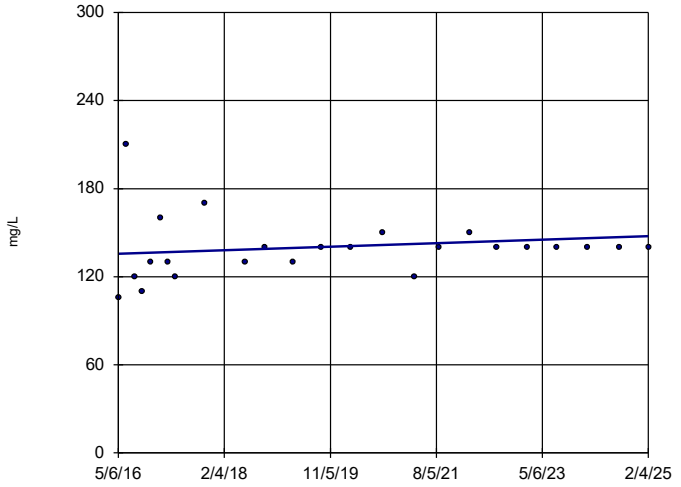

n = 24

Slope = 1.363 units per year.

Mann-Kendall statistic = 63 critical = 105

Trend not significant at 99% confidence level (α = 0.005 per tail).

Constituent: Sulfate Analysis Run 6/4/2025 4:40 AM View: Appendix III Trend Tests

Plant McIntosh Client: Southern Company Data: McIntosh AP-1

Sanitas™ v.10.0.26 Software licensed to Groundwater Stats Consulting. UG

Sen's Slope Estimator

MGWC-2

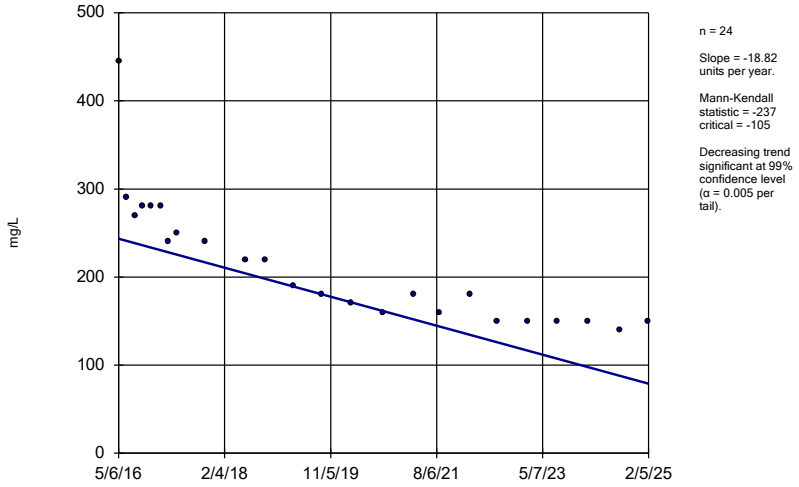

n = 24

Slope = -18.82 units per year.

Mann-Kendall statistic = -237 critical = -105

Decreasing trend significant at 99% confidence level (α = 0.005 per tail).

Constituent: Sulfate Analysis Run 6/4/2025 4:40 AM View: Appendix III Trend Tests

Plant McIntosh Client: Southern Company Data: McIntosh AP-1

Sanitas™ v.10.0.26 Software licensed to Groundwater Stats Consulting. UG

Sen's Slope Estimator

MGWC-3

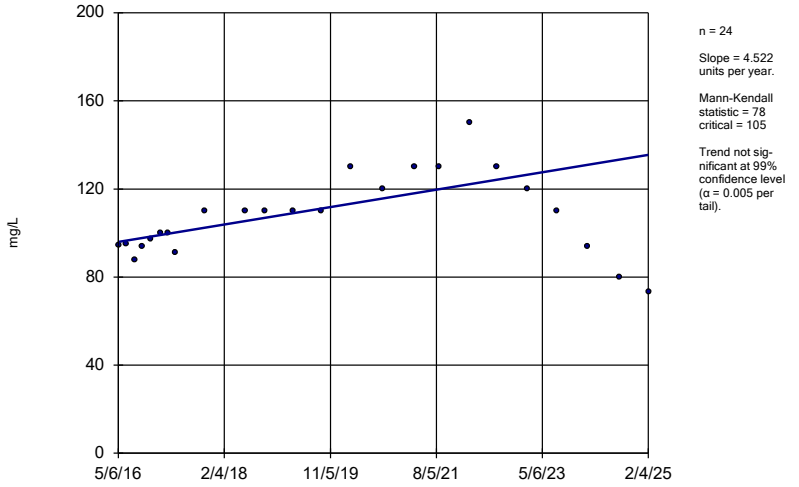

n = 24

Slope = 4.522 units per year.

Mann-Kendall statistic = 78 critical = 105

Trend not significant at 99% confidence level (α = 0.005 per tail).

Constituent: Sulfate Analysis Run 6/4/2025 4:40 AM View: Appendix III Trend Tests

Plant McIntosh Client: Southern Company Data: McIntosh AP-1

Sanitas™ v.10.0.26 Software licensed to Groundwater Stats Consulting. UG

Sen's Slope Estimator

MGWC-7

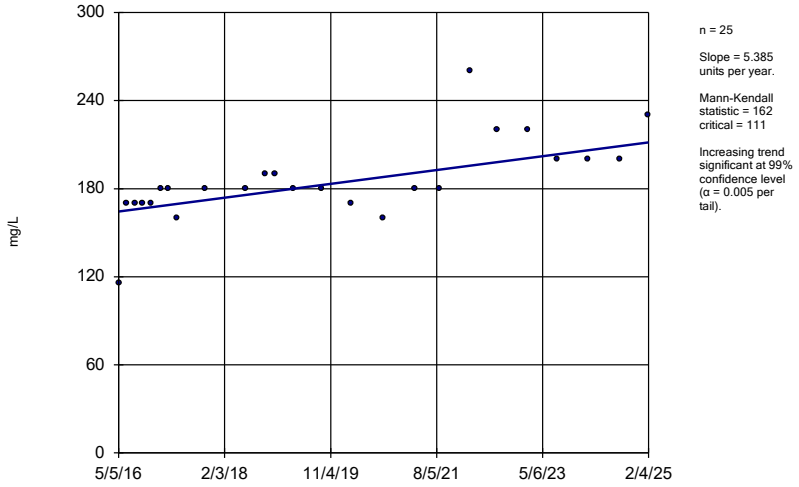

n = 25

Slope = 5.385 units per year.

Mann-Kendall statistic = 162 critical = 111

Increasing trend significant at 99% confidence level (α = 0.005 per tail).

Constituent: Sulfate Analysis Run 6/4/2025 4:40 AM View: Appendix III Trend Tests

Plant McIntosh Client: Southern Company Data: McIntosh AP-1

Sanitas™ v.10.0.26 Software licensed to Groundwater Stats Consulting. UG

Sen's Slope Estimator

MGWC-8

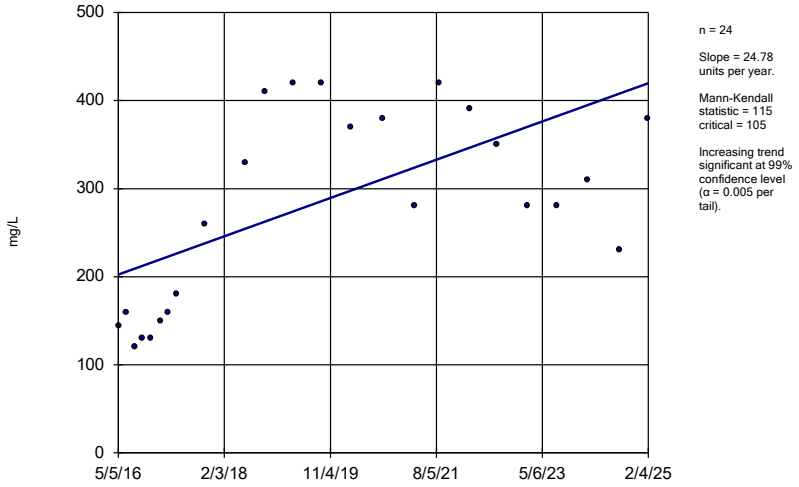

n = 24

Slope = 24.78 units per year.

Mann-Kendall statistic = 115 critical = 105

Increasing trend significant at 99% confidence level (α = 0.005 per tail).

Constituent: Sulfate Analysis Run 6/4/2025 4:40 AM View: Appendix III Trend Tests

Plant McIntosh Client: Southern Company Data: McIntosh AP-1

Sanitas™ v.10.0.26 Software licensed to Groundwater Stats Consulting. UG

Sen's Slope Estimator

MGWA-5 (bg)

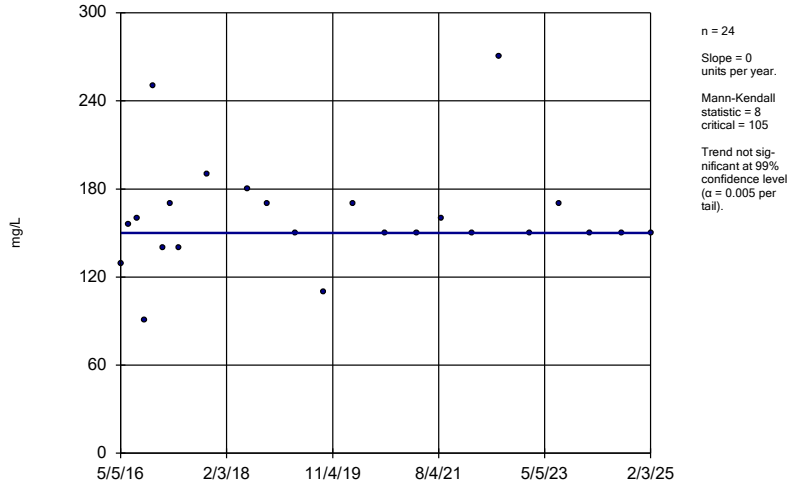

n = 24

Slope = 0 units per year.

Mann-Kendall statistic = 8 critical = 105

Trend not significant at 99% confidence level (α = 0.005 per tail).

Constituent: TDS Analysis Run 6/4/2025 4:40 AM View: Appendix III Trend Tests

Plant McIntosh Client: Southern Company Data: McIntosh AP-1

Sanitas™ v.10.0.26 Software licensed to Groundwater Stats Consulting. UG

Sen's Slope Estimator

MGWA-6 (bg)

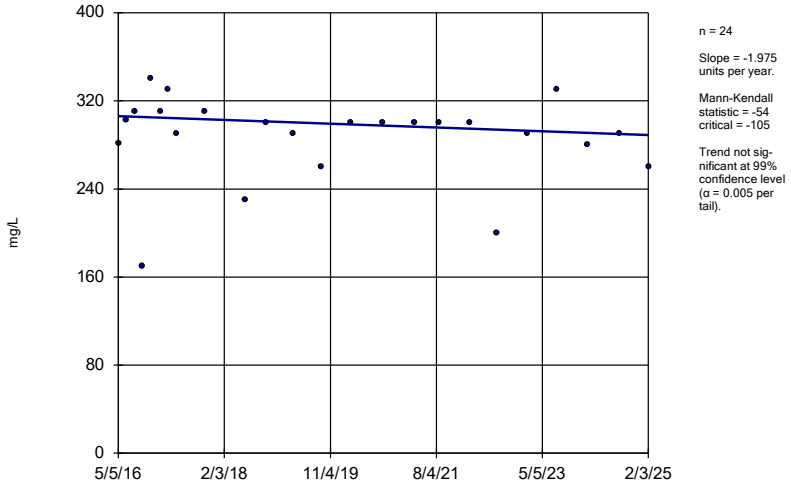

n = 24

Slope = -1.975 units per year.

Mann-Kendall statistic = -54 critical = -105

Trend not significant at 99% confidence level (α = 0.005 per tail).

Constituent: TDS Analysis Run 6/4/2025 4:40 AM View: Appendix III Trend Tests

Plant McIntosh Client: Southern Company Data: McIntosh AP-1

Sanitas™ v.10.0.26 Software licensed to Groundwater Stats Consulting. UG

Sen's Slope Estimator

MGWA-6A (bg)

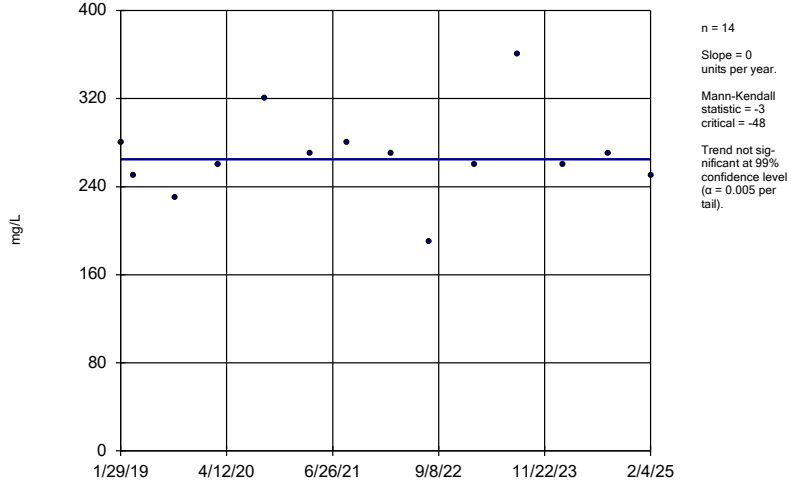

n = 14

Slope = 0 units per year.

Mann-Kendall statistic = -3 critical = -48

Trend not significant at 99% confidence level (α = 0.005 per tail).

Constituent: TDS Analysis Run 6/4/2025 4:40 AM View: Appendix III Trend Tests

Plant McIntosh Client: Southern Company Data: McIntosh AP-1

Sanitas™ v.10.0.26 Software licensed to Groundwater Stats Consulting. UG

Sen's Slope Estimator

MGWA-10 (bg)

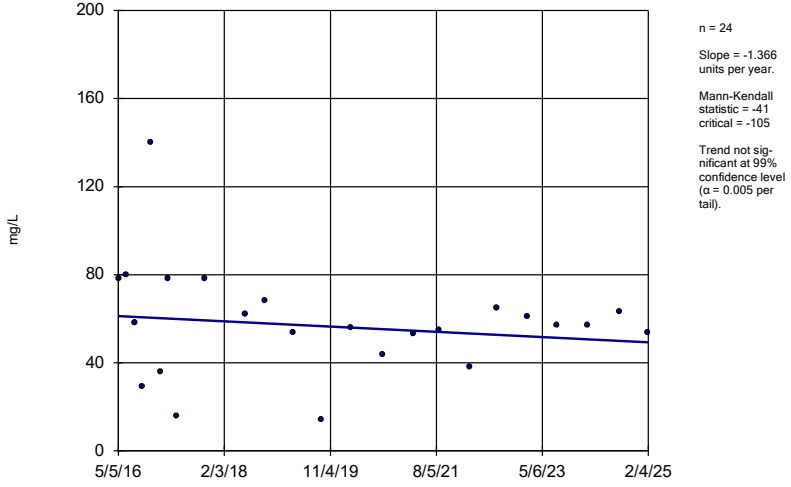

n = 24

Slope = -1.366 units per year.

Mann-Kendall statistic = -41 critical = -105

Trend not significant at 99% confidence level (α = 0.005 per tail).

Constituent: TDS Analysis Run 6/4/2025 4:40 AM View: Appendix III Trend Tests

Plant McIntosh Client: Southern Company Data: McIntosh AP-1

Sanitas™ v.10.0.26 Software licensed to Groundwater Stats Consulting. UG

Sen's Slope Estimator

MGWA-11 (bg)

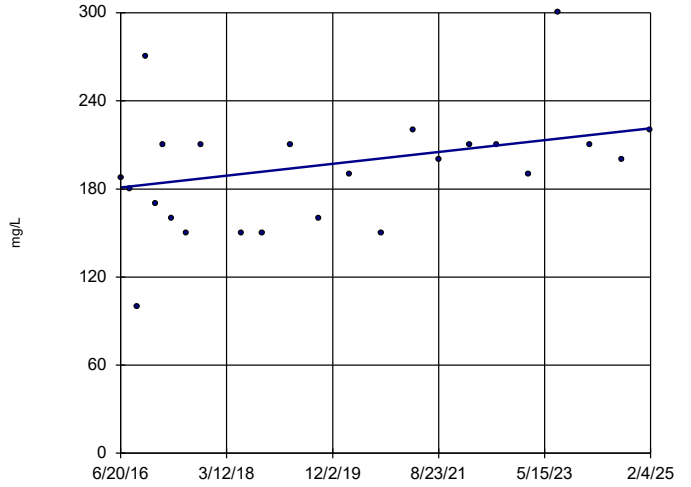

n = 24

Slope = 4.672 units per year.

Mann-Kendall statistic = 77 critical = 105

Trend not significant at 99% confidence level (α = 0.005 per tail).

Constituent: TDS Analysis Run 6/4/2025 4:40 AM View: Appendix III Trend Tests

Plant McIntosh Client: Southern Company Data: McIntosh AP-1

Sanitas™ v.10.0.26 Software licensed to Groundwater Stats Consulting. UG

Sen's Slope Estimator

MGWC-1

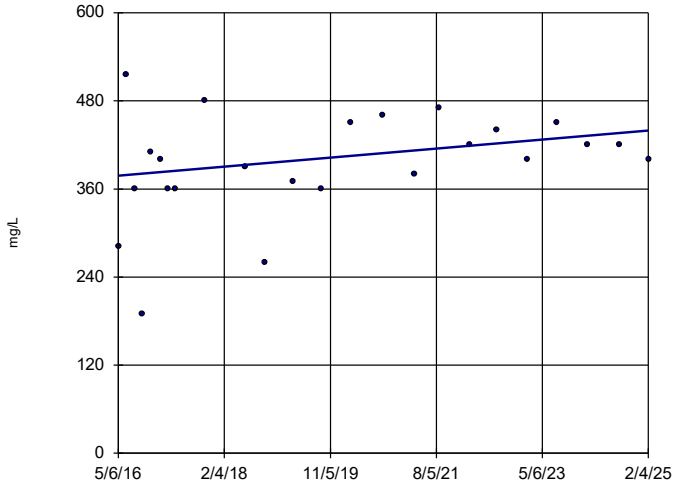

n = 24

Slope = 7.05 units per year.

Mann-Kendall statistic = 67 critical = 105

Trend not significant at 99% confidence level (α = 0.005 per tail).

Constituent: TDS Analysis Run 6/4/2025 4:40 AM View: Appendix III Trend Tests

Plant McIntosh Client: Southern Company Data: McIntosh AP-1

Sanitas™ v.10.0.26 Software licensed to Groundwater Stats Consulting. UG

Sen's Slope Estimator

MGWC-2

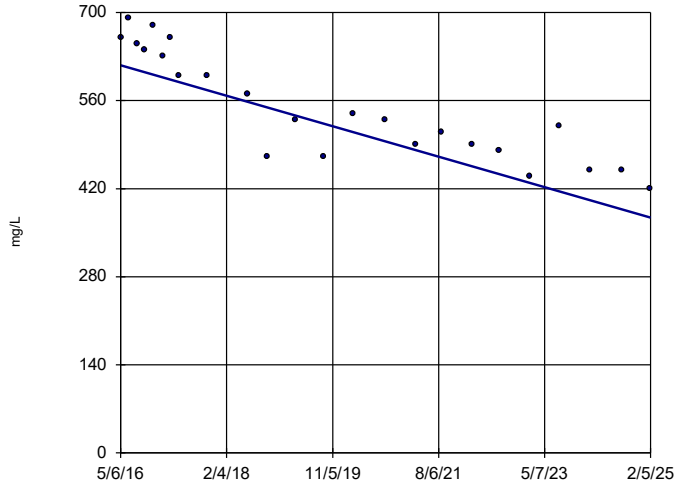

n = 24

Slope = -27.63 units per year.

Mann-Kendall statistic = -209 critical = -105

Decreasing trend significant at 99% confidence level (α = 0.005 per tail).

Constituent: TDS Analysis Run 6/4/2025 4:40 AM View: Appendix III Trend Tests

Plant McIntosh Client: Southern Company Data: McIntosh AP-1

Sanitas™ v.10.0.26 Software licensed to Groundwater Stats Consulting. UG

Sen's Slope Estimator

MGWC-8

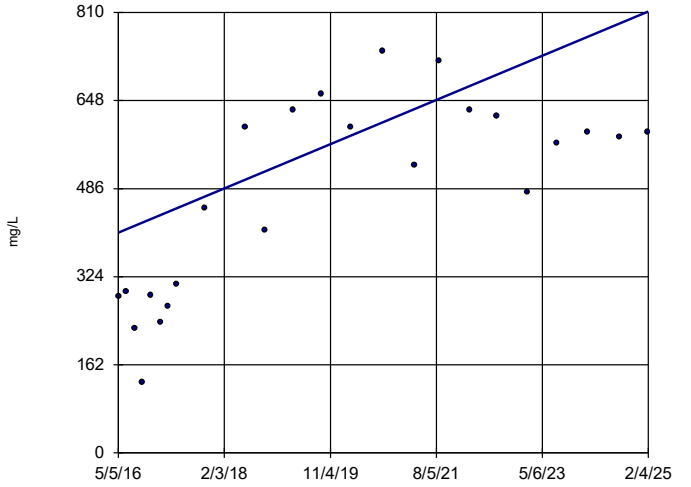

n = 24

Slope = 46.42 units per year.

Mann-Kendall statistic = 129 critical = 105

Increasing trend significant at 99% confidence level (α = 0.005 per tail).

Constituent: TDS Analysis Run 6/4/2025 4:40 AM View: Appendix III Trend Tests

Plant McIntosh Client: Southern Company Data: McIntosh AP-1

FIGURE F.

Upper Tolerance Limits Summary Table

Plant McIntosh Client: Southern Company Data: McIntosh AP-1 Printed 3/26/2025, 3:10 PM

Constituent	Upper Lim.	Bg N	Bg Mean	Std. Dev.	%NDs	ND Adj.	Transform	Alpha	Method
Antimony (mg/L)	0.002	106	n/a	n/a	93.4	n/a	n/a	0.004352	NP Inter(NDs)
Arsenic (mg/L)	0.014	116	n/a	n/a	33.62	n/a	n/a	0.002606	NP Inter(normality)
Barium (mg/L)	0.15	124	n/a	n/a	0	n/a	n/a	0.001729	NP Inter(normality)
Beryllium (mg/L)	0.0025	114	n/a	n/a	95.61	n/a	n/a	0.002887	NP Inter(NDs)
Cadmium (mg/L)	0.0025	124	n/a	n/a	99.19	n/a	n/a	0.001729	NP Inter(NDs)
Chromium (mg/L)	0.0066	114	n/a	n/a	72.81	n/a	n/a	0.002887	NP Inter(NDs)
Cobalt (mg/L)	0.0025	127	n/a	n/a	72.44	n/a	n/a	0.001482	NP Inter(NDs)
Combined Radium 226 + 228 (pCi/L)	1.245	125	0.6146	0.3336	0	None	No	0.05	Inter
Fluoride (mg/L)	0.19	119	n/a	n/a	34.45	n/a	n/a	0.002234	NP Inter(normality)
Lead (mg/L)	0.001	106	n/a	n/a	93.4	n/a	n/a	0.004352	NP Inter(NDs)
Lithium (mg/L)	0.037	128	n/a	n/a	27.34	n/a	n/a	0.001408	NP Inter(normality)
Mercury (mg/L)	0.0002	114	n/a	n/a	97.37	n/a	n/a	0.002887	NP Inter(NDs)
Molybdenum (mg/L)	0.015	114	n/a	n/a	64.04	n/a	n/a	0.002887	NP Inter(NDs)
Selenium (mg/L)	0.005	94	n/a	n/a	93.62	n/a	n/a	0.008054	NP Inter(NDs)
Thallium (mg/L)	0.001	114	n/a	n/a	86.84	n/a	n/a	0.002887	NP Inter(NDs)

Sanitas™ v.10.0.24 Software licensed to Groundwater Stats Consulting. UG
Hollow symbols indicate censored values.

Time Series

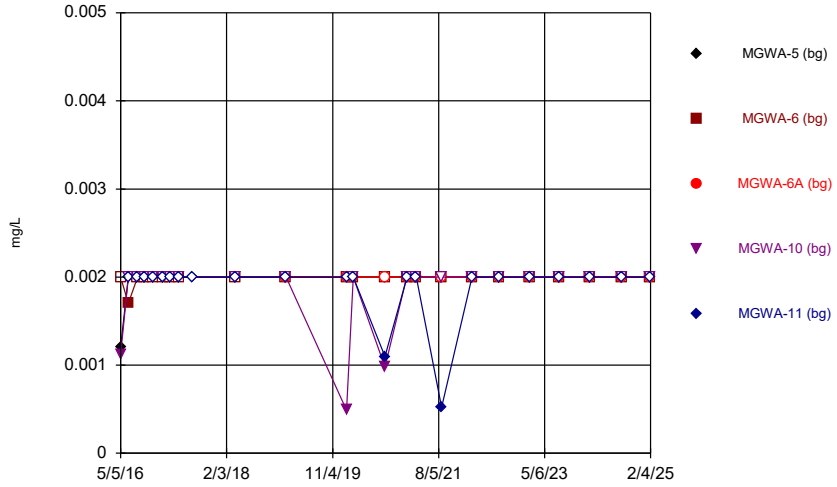

Constituent: Antimony Analysis Run 3/26/2025 3:08 PM View: UTLs
Plant McIntosh Client: Southern Company Data: McIntosh AP-1

Sanitas™ v.10.0.24 Software licensed to Groundwater Stats Consulting. UG
Hollow symbols indicate censored values.

Time Series

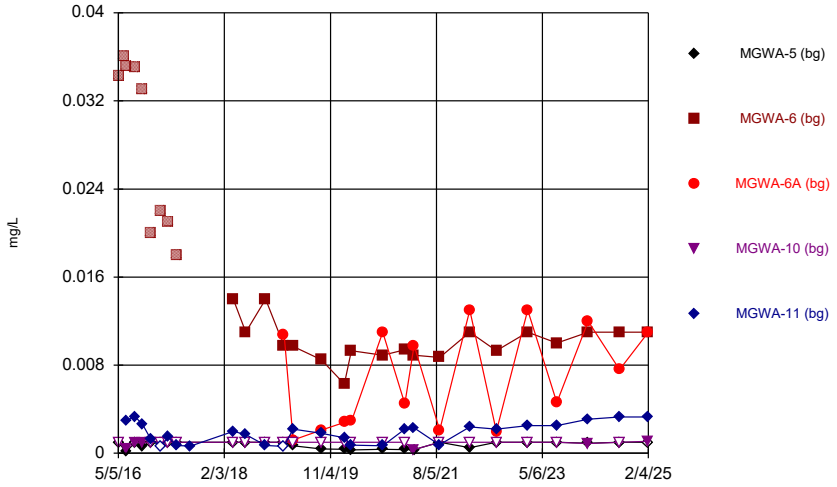

Constituent: Arsenic Analysis Run 3/26/2025 3:08 PM View: UTLs
Plant McIntosh Client: Southern Company Data: McIntosh AP-1

Sanitas™ v.10.0.24 Software licensed to Groundwater Stats Consulting. UG

Time Series

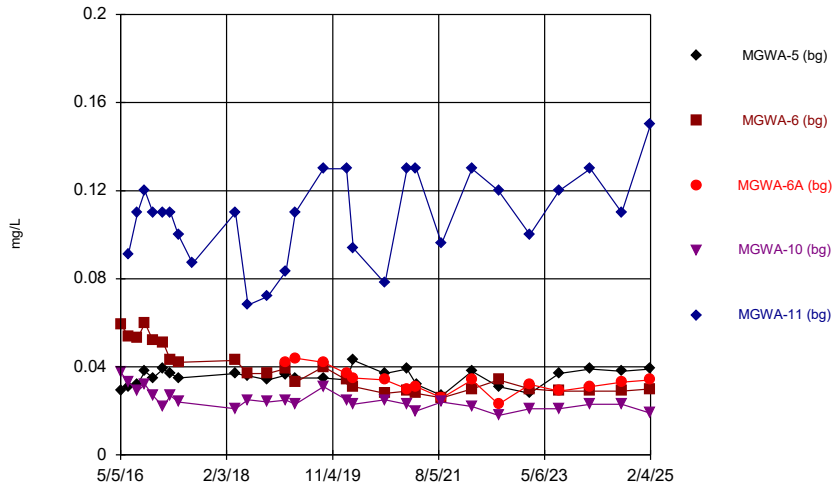

Constituent: Barium Analysis Run 3/26/2025 3:08 PM View: UTLs
Plant McIntosh Client: Southern Company Data: McIntosh AP-1

Sanitas™ v.10.0.24 Software licensed to Groundwater Stats Consulting. UG
Hollow symbols indicate censored values.

Time Series

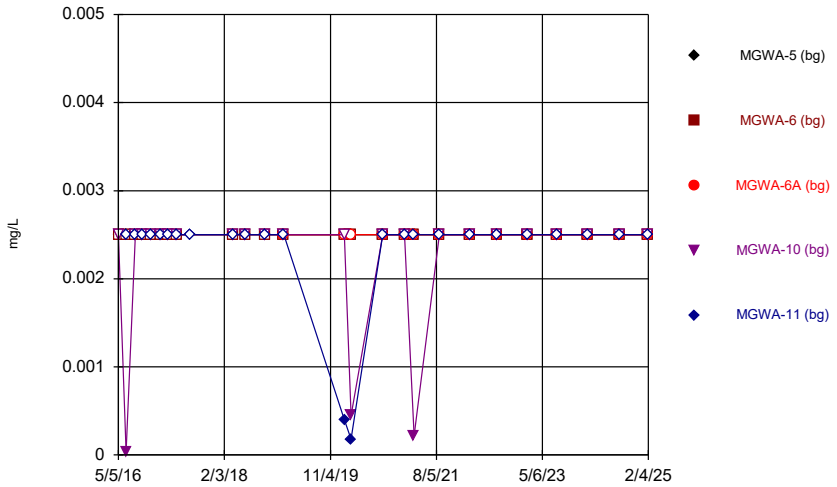

Constituent: Beryllium Analysis Run 3/26/2025 3:08 PM View: UTLs
Plant McIntosh Client: Southern Company Data: McIntosh AP-1

Sanitas™ v.10.0.24 Software licensed to Groundwater Stats Consulting. UG
Hollow symbols indicate censored values.

Time Series

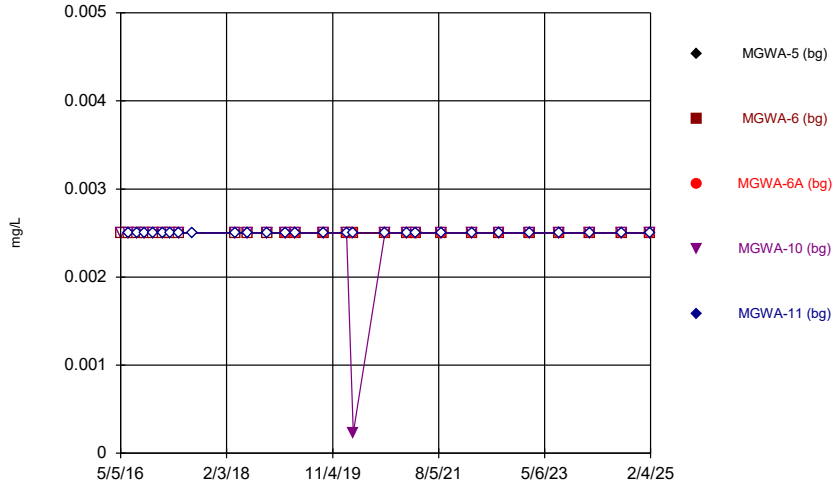

Constituent: Cadmium Analysis Run 3/26/2025 3:08 PM View: UTLs
Plant McIntosh Client: Southern Company Data: McIntosh AP-1

Sanitas™ v.10.0.24 Software licensed to Groundwater Stats Consulting. UG
Hollow symbols indicate censored values.

Time Series

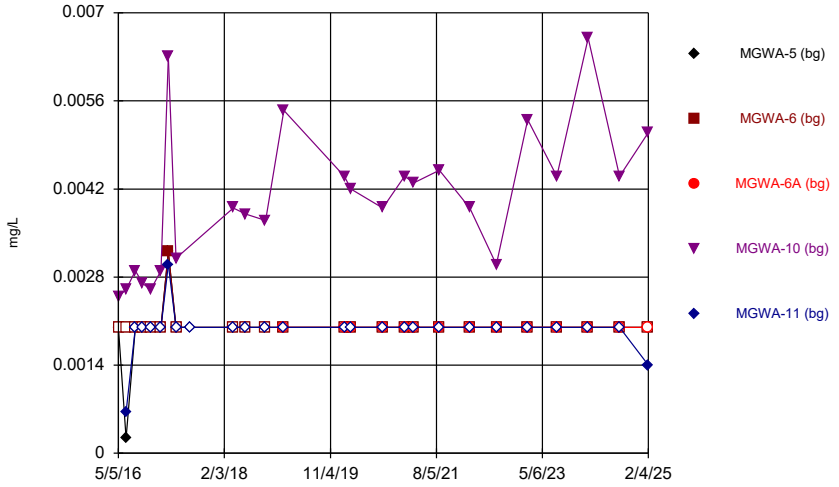

Constituent: Chromium Analysis Run 3/26/2025 3:08 PM View: UTLs
Plant McIntosh Client: Southern Company Data: McIntosh AP-1

Sanitas™ v.10.0.24 Software licensed to Groundwater Stats Consulting. UG
Hollow symbols indicate censored values.

Time Series

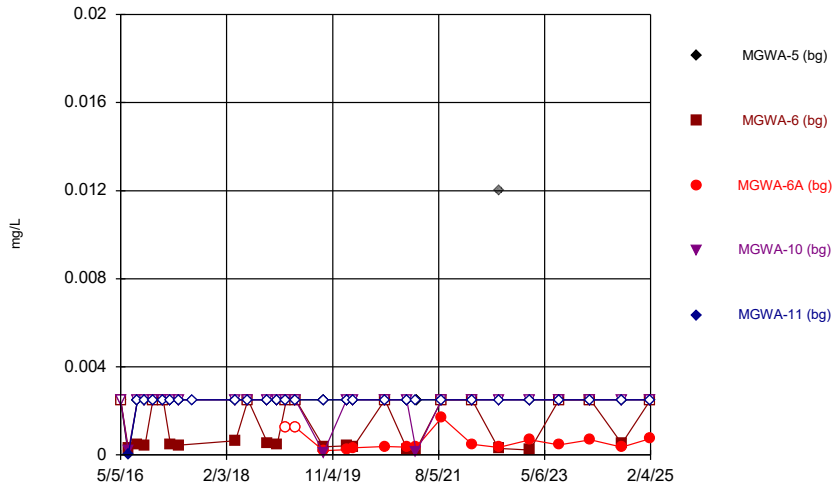

Constituent: Cobalt Analysis Run 3/26/2025 3:08 PM View: UTLs
Plant McIntosh Client: Southern Company Data: McIntosh AP-1

Sanitas™ v.10.0.24 Software licensed to Groundwater Stats Consulting. UG

Time Series

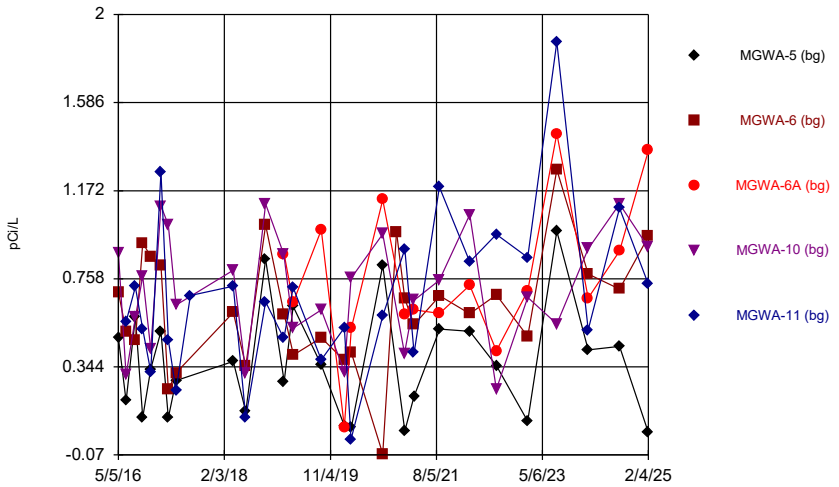

Constituent: Combined Radium 226 + 228 Analysis Run 3/26/2025 3:08 PM View: UTLs
Plant McIntosh Client: Southern Company Data: McIntosh AP-1

Sanitas™ v.10.0.24 Software licensed to Groundwater Stats Consulting. UG
Hollow symbols indicate censored values.

Time Series

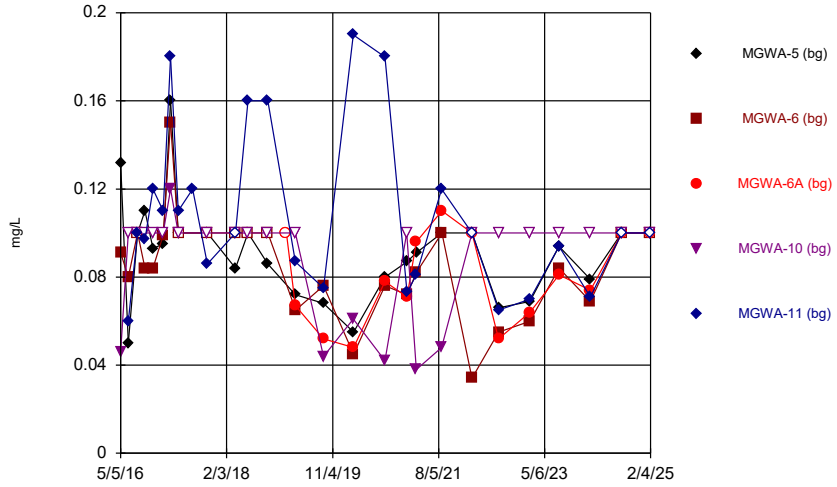

Constituent: Fluoride Analysis Run 3/26/2025 3:08 PM View: UTLs
Plant McIntosh Client: Southern Company Data: McIntosh AP-1

Sanitas™ v.10.0.24 Software licensed to Groundwater Stats Consulting. UG
Hollow symbols indicate censored values.

Time Series

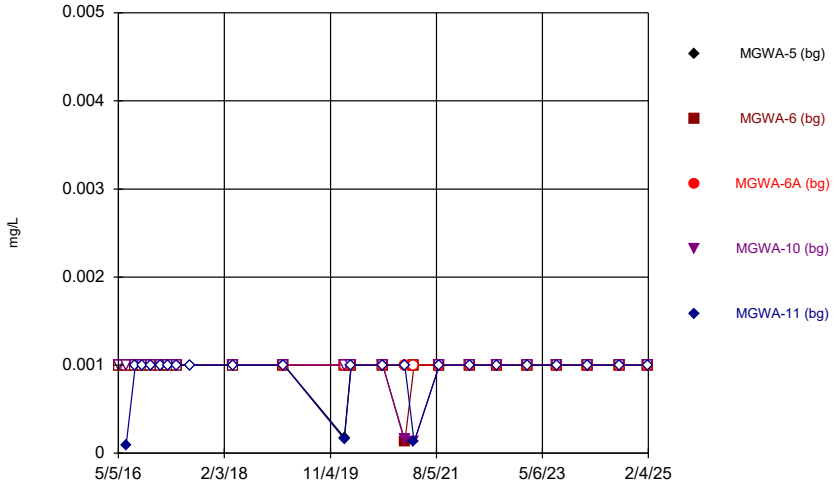

Constituent: Lead Analysis Run 3/26/2025 3:08 PM View: UTLs
Plant McIntosh Client: Southern Company Data: McIntosh AP-1

Sanitas™ v.10.0.24 Software licensed to Groundwater Stats Consulting. UG
Hollow symbols indicate censored values.

Time Series

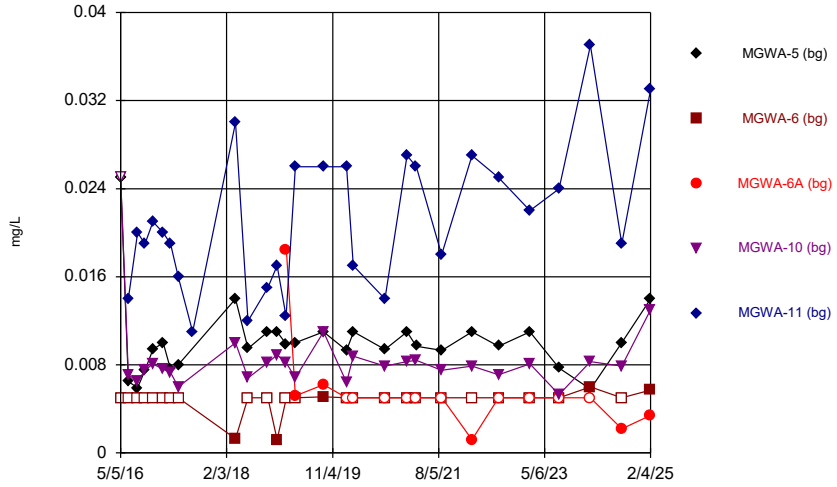

Constituent: Lithium Analysis Run 3/26/2025 3:08 PM View: UTLs
Plant McIntosh Client: Southern Company Data: McIntosh AP-1

Sanitas™ v.10.0.24 Software licensed to Groundwater Stats Consulting. UG
Hollow symbols indicate censored values.

Time Series

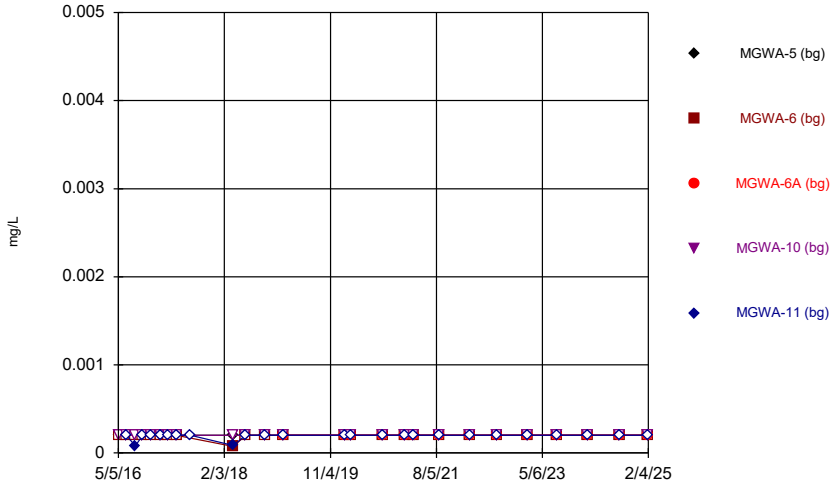

Constituent: Mercury Analysis Run 3/26/2025 3:08 PM View: UTLs
Plant McIntosh Client: Southern Company Data: McIntosh AP-1

Sanitas™ v.10.0.24 Software licensed to Groundwater Stats Consulting. UG
Hollow symbols indicate censored values.

Time Series

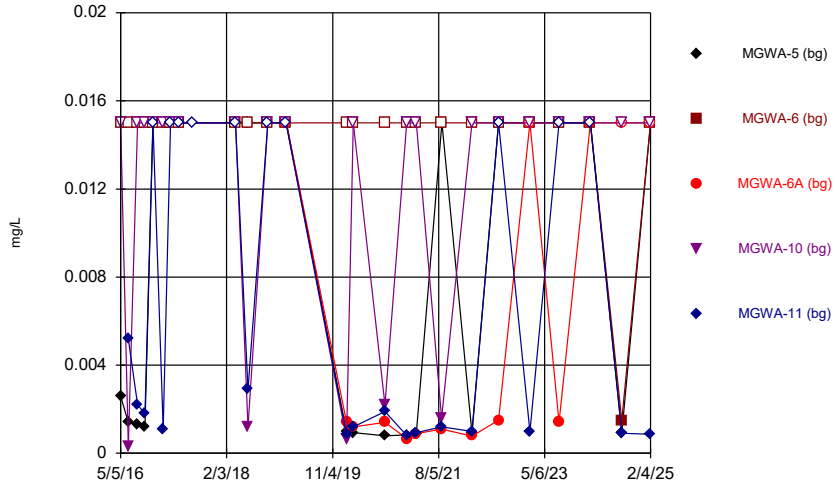

Constituent: Molybdenum Analysis Run 3/26/2025 3:08 PM View: UTLs
Plant McIntosh Client: Southern Company Data: McIntosh AP-1

Sanitas™ v.10.0.24 Software licensed to Groundwater Stats Consulting. UG
Hollow symbols indicate censored values.

Time Series

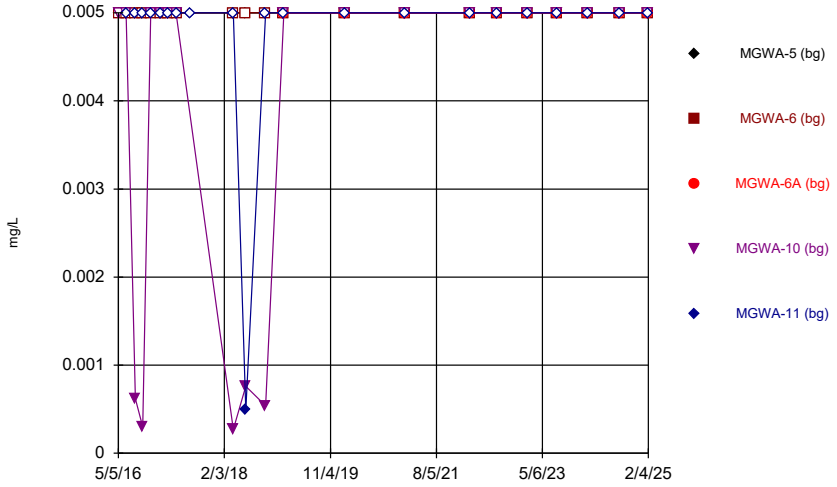

Constituent: Selenium Analysis Run 3/26/2025 3:08 PM View: UTLs
Plant McIntosh Client: Southern Company Data: McIntosh AP-1

Sanitas™ v.10.0.24 Software licensed to Groundwater Stats Consulting. UG
Hollow symbols indicate censored values.

Time Series

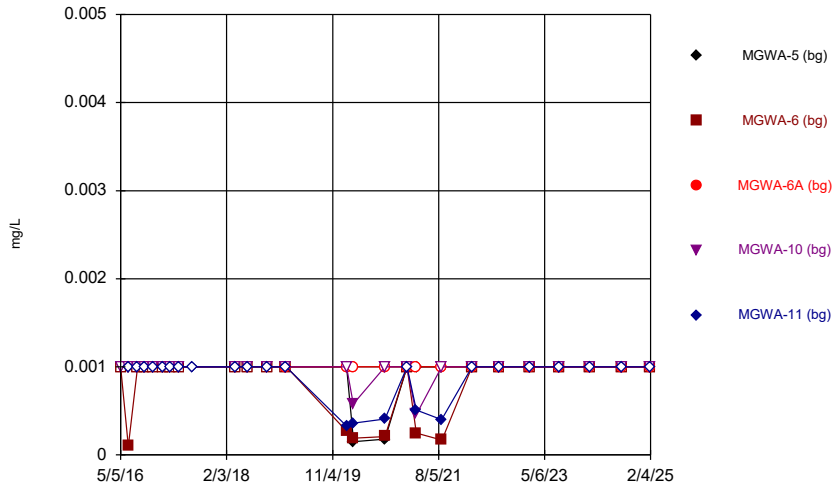

Constituent: Thallium Analysis Run 3/26/2025 3:08 PM View: UTLs
Plant McIntosh Client: Southern Company Data: McIntosh AP-1

Tolerance Limit

Interwell Non-parametric



Non-parametric test used in lieu of parametric tolerance limit because censored data exceeded 50%. Limit is highest of 106 background values. 93.4% NDs. 95.9% coverage at alpha=0.01; 97.07% coverage at alpha=0.05; 99.41% coverage at alpha=0.5. Report alpha = 0.004352.

Constituent: Antimony Analysis Run 3/26/2025 3:08 PM View: UTLs
Plant McIntosh Client: Southern Company Data: McIntosh AP-1

Sanitas™ v.10.0.24 Software licensed to Groundwater Stats Consulting. UG

Tolerance Limit

Interwell Non-parametric



Non-parametric test used in lieu of parametric tolerance limit because the Chi Squared normality test showed the data to be non-normal at the 0.01 alpha level. Limit is highest of 116 background values. 33.62% NDs. 96.29% coverage at alpha=0.01; 97.46% coverage at alpha=0.05; 99.41% coverage at alpha=0.5. Report alpha = 0.002606.

Constituent: Arsenic Analysis Run 3/26/2025 3:08 PM View: UTLs
Plant McIntosh Client: Southern Company Data: McIntosh AP-1

Sanitas™ v.10.0.24 Software licensed to Groundwater Stats Consulting. UG

Tolerance Limit

Interwell Non-parametric



Non-parametric test used in lieu of parametric tolerance limit because the Chi Squared normality test showed the data to be non-normal at the 0.01 alpha level. Limit is highest of 124 background values. 96.29% coverage at alpha=0.01; 97.46% coverage at alpha=0.05; 99.41% coverage at alpha=0.5. Report alpha = 0.001729.

Constituent: Barium Analysis Run 3/26/2025 3:08 PM View: UTLs
Plant McIntosh Client: Southern Company Data: McIntosh AP-1

Sanitas™ v.10.0.24 Software licensed to Groundwater Stats Consulting. UG

Tolerance Limit

Interwell Non-parametric



Non-parametric test used in lieu of parametric tolerance limit because censored data exceeded 50%. Limit is highest of 114 background values. 95.61% NDs. 95.9% coverage at alpha=0.01; 97.46% coverage at alpha=0.05; 99.41% coverage at alpha=0.5. Report alpha = 0.002887.

Constituent: Beryllium Analysis Run 3/26/2025 3:08 PM View: UTLs
Plant McIntosh Client: Southern Company Data: McIntosh AP-1

Sanitas™ v.10.0.24 Software licensed to Groundwater Stats Consulting. UG

Tolerance Limit

Interwell Non-parametric



Non-parametric test used in lieu of parametric tolerance limit because censored data exceeded 50%. Limit is highest of 124 background values. 99.19% NDs. 96.29% coverage at alpha=0.01; 97.46% coverage at alpha=0.05; 99.41% coverage at alpha=0.5. Report alpha = 0.001729.

Constituent: Cadmium Analysis Run 3/26/2025 3:08 PM View: UTLs
Plant McIntosh Client: Southern Company Data: McIntosh AP-1

Sanitas™ v.10.0.24 Software licensed to Groundwater Stats Consulting. UG

Tolerance Limit

Interwell Non-parametric



Non-parametric test used in lieu of parametric tolerance limit because censored data exceeded 50%. Limit is highest of 114 background values. 72.81% NDs. 95.9% coverage at alpha=0.01; 97.46% coverage at alpha=0.05; 99.41% coverage at alpha=0.5. Report alpha = 0.002887.

Constituent: Chromium Analysis Run 3/26/2025 3:08 PM View: UTLs
Plant McIntosh Client: Southern Company Data: McIntosh AP-1

Sanitas™ v.10.0.24 Software licensed to Groundwater Stats Consulting. UG

Tolerance Limit

Interwell Non-parametric



Non-parametric test used in lieu of parametric tolerance limit because censored data exceeded 50%. Limit is highest of 127 background values. 72.44% NDs. 96.29% coverage at alpha=0.01; 97.85% coverage at alpha=0.05; 99.41% coverage at alpha=0.5. Report alpha = 0.001482.

Constituent: Cobalt Analysis Run 3/26/2025 3:08 PM View: UTLs
Plant McIntosh Client: Southern Company Data: McIntosh AP-1

Sanitas™ v.10.0.24 Software licensed to Groundwater Stats Consulting. UG

Tolerance Limit

Interwell Parametric



95% coverage. Background Data Summary: Mean=0.6146, Std. Dev.=0.3336, n=125. Normality test: Chi Squared @alpha = 0.01, calculated = 1.16, critical = 14.07. Report alpha = 0.05.

Constituent: Combined Radium 226 + 228 Analysis Run 3/26/2025 3:09 PM View: UTLs
Plant McIntosh Client: Southern Company Data: McIntosh AP-1

Sanitas™ v.10.0.24 Software licensed to Groundwater Stats Consulting. UG

Tolerance Limit

Interwell Non-parametric



Non-parametric test used in lieu of parametric tolerance limit because the Chi Squared normality test showed the data to be non-normal at the 0.01 alpha level. Limit is highest of 119 background values. 34.45% NDs. 96.29% coverage at alpha=0.01; 97.46% coverage at alpha=0.05; 99.41% coverage at alpha=0.5. Report alpha = 0.002234.

Constituent: Fluoride Analysis Run 3/26/2025 3:09 PM View: UTLs
Plant McIntosh Client: Southern Company Data: McIntosh AP-1

Sanitas™ v.10.0.24 Software licensed to Groundwater Stats Consulting. UG

Tolerance Limit

Interwell Non-parametric



Non-parametric test used in lieu of parametric tolerance limit because censored data exceeded 50%. Limit is highest of 106 background values. 93.4% NDs. 95.9% coverage at alpha=0.01; 97.07% coverage at alpha=0.05; 99.41% coverage at alpha=0.5. Report alpha = 0.004352.

Constituent: Lead Analysis Run 3/26/2025 3:09 PM View: UTLs
Plant McIntosh Client: Southern Company Data: McIntosh AP-1

Sanitas™ v.10.0.24 Software licensed to Groundwater Stats Consulting. UG

Tolerance Limit

Interwell Non-parametric



Non-parametric test used in lieu of parametric tolerance limit because the Chi Squared normality test showed the data to be non-normal at the 0.01 alpha level. Limit is highest of 128 background values. 27.34% NDs. 96.29% coverage at alpha=0.01; 97.85% coverage at alpha=0.05; 99.41% coverage at alpha=0.5. Report alpha = 0.001408.

Constituent: Lithium Analysis Run 3/26/2025 3:09 PM View: UTLs
Plant McIntosh Client: Southern Company Data: McIntosh AP-1

Sanitas™ v.10.0.24 Software licensed to Groundwater Stats Consulting. UG

Tolerance Limit

Interwell Non-parametric



Non-parametric test used in lieu of parametric tolerance limit because censored data exceeded 50%. Limit is highest of 114 background values. 97.37% NDs. 95.9% coverage at alpha=0.01; 97.46% coverage at alpha=0.05; 99.41% coverage at alpha=0.5. Report alpha = 0.002887.

Constituent: Mercury Analysis Run 3/26/2025 3:09 PM View: UTLs
Plant McIntosh Client: Southern Company Data: McIntosh AP-1

Sanitas™ v.10.0.24 Software licensed to Groundwater Stats Consulting. UG

Tolerance Limit

Interwell Non-parametric



Non-parametric test used in lieu of parametric tolerance limit because censored data exceeded 50%. Limit is highest of 114 background values. 64.04% NDs. 95.9% coverage at alpha=0.01; 97.46% coverage at alpha=0.05; 99.41% coverage at alpha=0.5. Report alpha = 0.002887.

Constituent: Molybdenum Analysis Run 3/26/2025 3:09 PM View: UTLs
Plant McIntosh Client: Southern Company Data: McIntosh AP-1

Sanitas™ v.10.0.24 Software licensed to Groundwater Stats Consulting. UG

Tolerance Limit

Interwell Non-parametric



Non-parametric test used in lieu of parametric tolerance limit because censored data exceeded 50%. Limit is highest of 94 background values. 93.62% NDs. 95.12% coverage at alpha=0.01; 96.68% coverage at alpha=0.05; 99.41% coverage at alpha=0.5. Report alpha = 0.008054.

Constituent: Selenium Analysis Run 3/26/2025 3:09 PM View: UTLs
Plant McIntosh Client: Southern Company Data: McIntosh AP-1

Sanitas™ v.10.0.24 Software licensed to Groundwater Stats Consulting. UG

Tolerance Limit

Interwell Non-parametric



Non-parametric test used in lieu of parametric tolerance limit because censored data exceeded 50%. Limit is highest of 114 background values. 86.84% NDs. 95.9% coverage at alpha=0.01; 97.46% coverage at alpha=0.05; 99.41% coverage at alpha=0.5. Report alpha = 0.002887.

Constituent: Thallium Analysis Run 3/26/2025 3:09 PM View: UTLs
Plant McIntosh Client: Southern Company Data: McIntosh AP-1

FIGURE G.

Cobalt MGWC-7 Trend Test - All Results

Plant McIntosh Client: Southern Company Data: McIntosh AP-1 Printed 8/12/2025, 3:59 PM

Constituent	Well	Slope	Calc.	Critical	Sig.	N	%NDs	Normality	Alpha	Method
Cobalt (mg/L)	**MGWC-7**	**-0.0008603**	**-189**	**-101**	**Yes**	**28**	**0**	**n/a**	**0.05**	**NP**

Sanitas™ v.10.0.24 Software licensed to Groundwater Stats Consulting. UG

Sen's Slope Estimator

MGWC-7

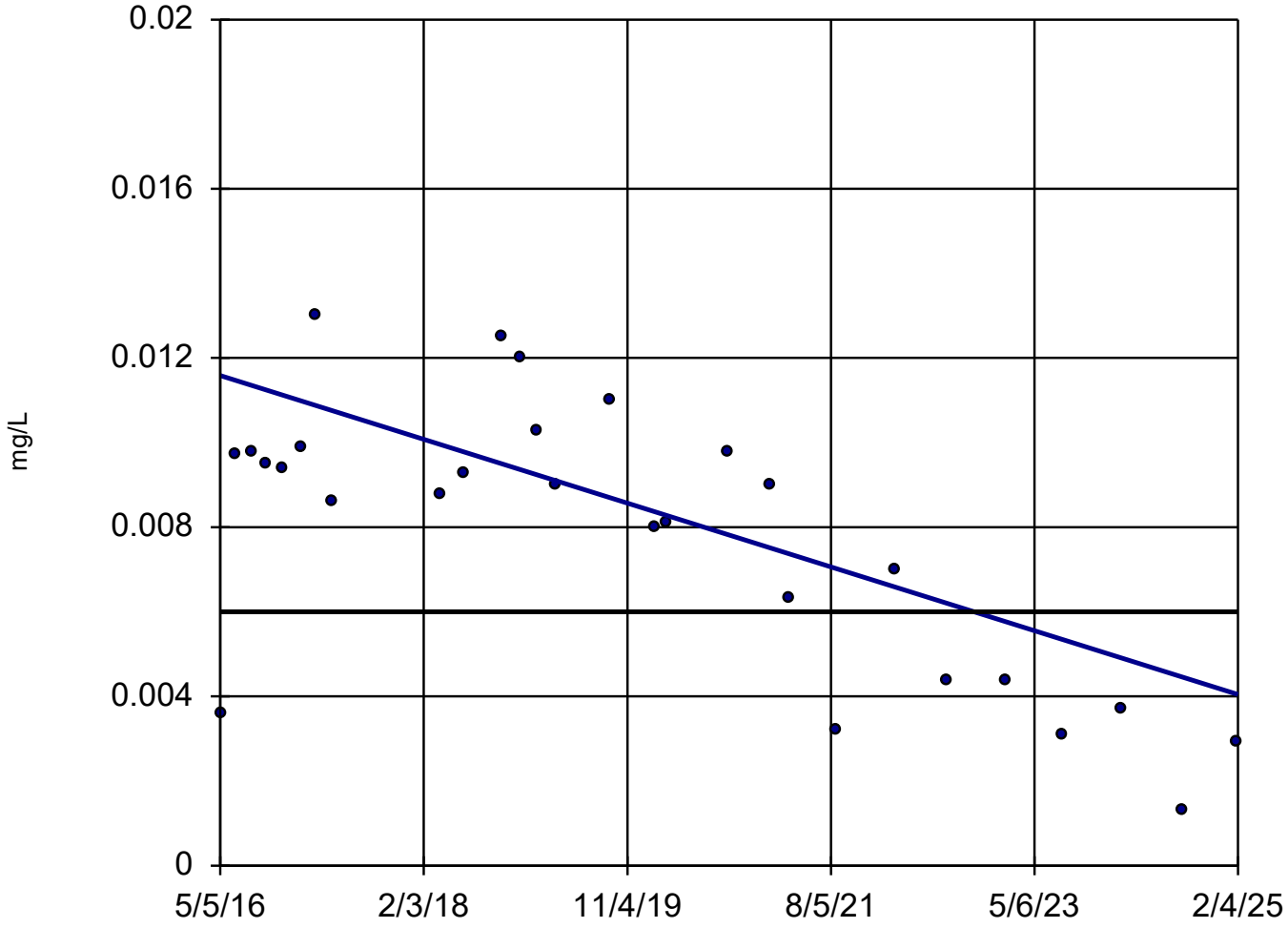

n = 28

Slope = -0.0008603 units per year.

Mann-Kendall statistic = -189
critical = -101

Decreasing trend significant at 95% confidence level (α = 0.025 per tail).

GWPS = 0.006.

Constituent: Cobalt Analysis Run 3/26/2025 3:40 PM View: Trend Test

Plant McIntosh Client: Southern Company Data: McIntosh AP-1

Cobalt MGWC-7 Trend Test - Truncated Record - All Results

Plant McIntosh Client: Southern Company Data: McIntosh AP-1 Printed 3/26/2025, 3:44 PM

Constituent	Well	Slope	Calc.	Critical	Sig.	N	%NDs	Normality	Alpha	Method
Cobalt (mg/L)	**MGWC-7**	**-0.0008915**	**-21**	**-20**	**Yes**	**9**	**0**	**n/a**	**0.05**	**NP**

Sanitas™ v.10.0.24 Software licensed to Groundwater Stats Consulting. UG

Sen's Slope Estimator

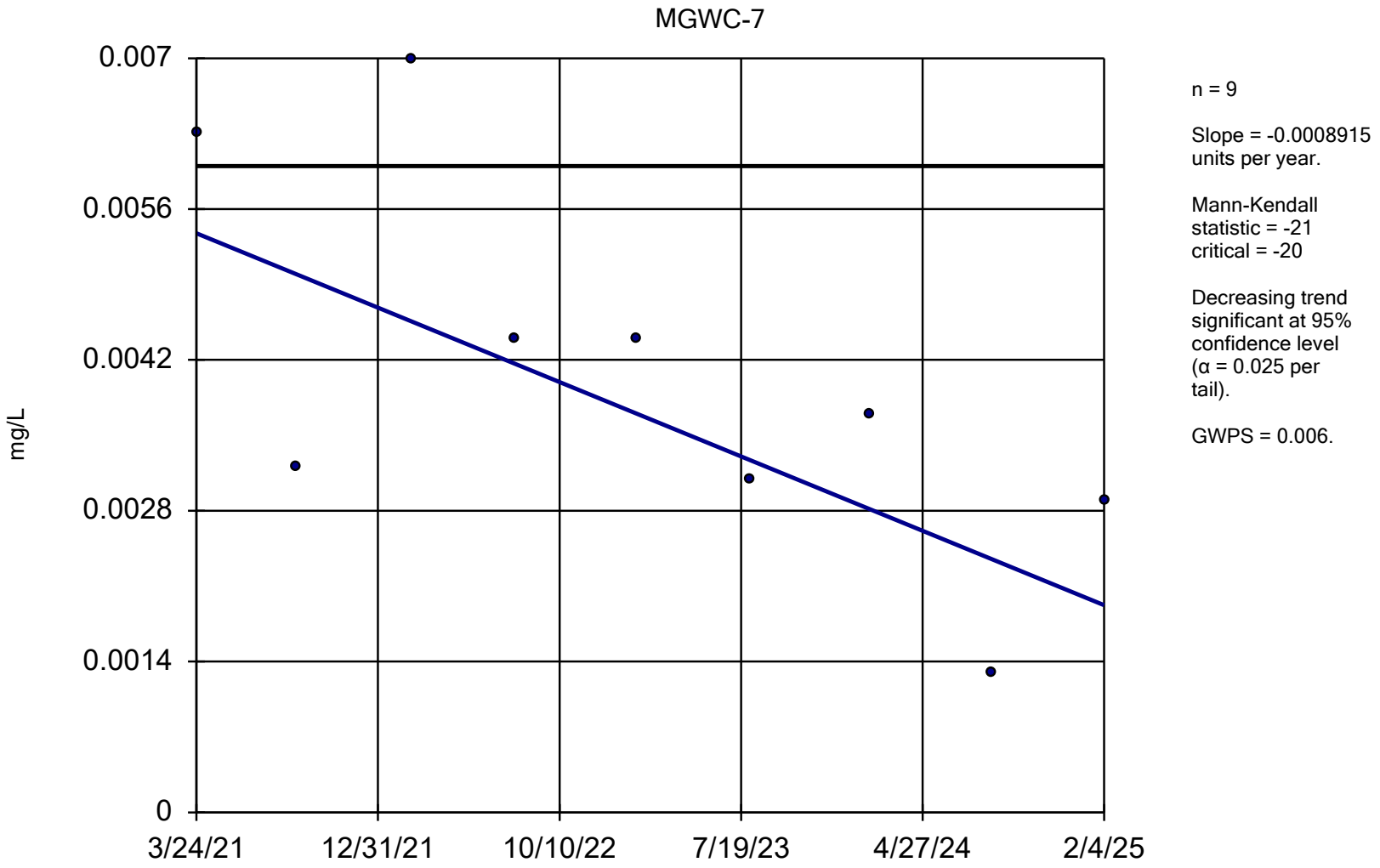

Constituent: Cobalt Analysis Run 3/26/2025 3:44 PM View: Trend Test

Plant McIntosh Client: Southern Company Data: McIntosh AP-1

FIGURE H.

PLANT MCINTOSH AP 1 GWPS				
Constituent Name	**MCL**	**CCR-Rule Specified**	**Background Limit**	**GWPS**
Antimony, Total (mg/L)	0.006		0.002	0.006
Arsenic, Total (mg/L)	0.01		0.014	0.014
Barium, Total (mg/L)	2		0.15	2
Beryllium, Total (mg/L)	0.004		0.0025	0.004
Cadmium, Total (mg/L)	0.005		0.0025	0.005
Chromium, Total (mg/L)	0.1		0.0066	0.1
Cobalt, Total (mg/L)	n/a	0.006	0.0025	0.006
Combined Radium, Total (pCi/L)	5		1.25	5
Fluoride, Total (mg/L)	4		0.19	4
Lead, Total (mg/L)	n/a	0.015	0.001	0.015
Lithium, Total (mg/L)	n/a	0.04	0.037	0.04
Mercury, Total (mg/L)	0.002		0.0002	0.002
Molybdenum, Total (mg/L)	n/a	0.1	0.015	0.1
Selenium, Total (mg/L)	0.05		0.005	0.05
Thallium, Total (mg/L)	0.002		0.001	0.002

*Grey cell indicates background is higher than MCL or CCR-Rule

**GWPS = Groundwater Protection Standard*

**MCL = Maximum Contaminant Level*

**CCR = Coal Combustion Residuals*

FIGURE I.

Appendix IV Confidence Intervals - Significant Results

Plant McIntosh Client: Southern Company Data: McIntosh AP-1 Printed 3/26/2025, 3:34 PM

Constituent	Well	Upper Lim.	Lower Lim.	Compliance	Sig.	N	Mean	Std. Dev.	%NDs	ND Adj.	Transform	Alpha	Method
Lithium (mg/L)	**MGWC-7**	**0.1353**	**0.118**	**0.04**	**Yes**	**28**	**0.1255**	**0.01963**	**0**	**None**	**x^2**	**0.01**	**Param.**

Appendix IV Confidence Intervals - All Results

Plant McIntosh Client: Southern Company Data: McIntosh AP-1 Printed 3/26/2025, 3:34 PM

Constituent	Well	Upper Lim.	Lower Lim.	Compliance	Sig.	N	Mean	Std. Dev.	%NDs	ND Adj.	Transform	Alpha	Method
Antimony (mg/L)	MGWC-1	0.002	0.00038	0.006	No	23	0.00193	0.0003378	95.65	None	No	0.01	NP (NDs)
Antimony (mg/L)	MGWC-3	0.002	0.00044	0.006	No	23	0.001858	0.0004701	91.3	None	No	0.01	NP (NDs)
Antimony (mg/L)	MGWC-7	0.002	0.00197	0.006	No	23	0.001934	0.0003105	91.3	None	No	0.01	NP (NDs)
Antimony (mg/L)	MGWC-12	0.002	0.0015	0.006	No	23	0.001909	0.000345	91.3	None	No	0.01	NP (NDs)
Arsenic (mg/L)	MGWC-1	0.002673	0.001902	0.014	No	27	0.002287	0.0008074	0	None	No	0.01	Param.
Arsenic (mg/L)	MGWC-2	0.001	0.00068	0.014	No	27	0.0009293	0.0001818	85.19	None	No	0.01	NP (NDs)
Arsenic (mg/L)	MGWC-3	0.001823	0.001483	0.014	No	27	0.001653	0.0003567	3.704	None	No	0.01	Param.
Arsenic (mg/L)	MGWC-7	0.001	0.00055	0.014	No	27	0.0008596	0.0002696	40.74	None	No	0.01	NP (normality)
Arsenic (mg/L)	MGWC-8	0.001	0.00099	0.014	No	27	0.0009919	0.0003087	59.26	None	No	0.01	NP (NDs)
Arsenic (mg/L)	MGWC-12	0.0009941	0.0006742	0.014	No	27	0.001014	0.0003315	33.33	Kaplan-Meier	sqrt(x)	0.01	Param.
Barium (mg/L)	MGWC-1	0.12	0.097	2	No	27	0.109	0.01617	0	None	No	0.01	NP (normality)
Barium (mg/L)	MGWC-2	0.05294	0.04776	2	No	27	0.05035	0.005431	0	None	No	0.01	Param.
Barium (mg/L)	MGWC-3	0.1569	0.1441	2	No	27	0.1505	0.01347	0	None	No	0.01	Param.
Barium (mg/L)	MGWC-7	0.01634	0.0114	2	No	27	0.01439	0.006291	0	None	x^(1/3)	0.01	Param.
Barium (mg/L)	MGWC-8	0.043	0.034	2	No	27	0.04039	0.01082	0	None	No	0.01	NP (normality)
Barium (mg/L)	MGWC-12	0.06247	0.05103	2	No	27	0.05722	0.01257	0	None	sqrt(x)	0.01	Param.
Beryllium (mg/L)	MGWC-1	0.0025	0.00018	0.004	No	25	0.002407	0.000464	96	None	No	0.01	NP (NDs)
Beryllium (mg/L)	MGWC-3	0.0025	0.00031	0.004	No	25	0.002412	0.000438	96	None	No	0.01	NP (NDs)
Beryllium (mg/L)	MGWC-8	0.001176	0.0006293	0.004	No	25	0.001368	0.000824	24	Kaplan-Meier	No	0.01	Param.
Cadmium (mg/L)	MGWC-1	0.0025	0.0005	0.005	No	27	0.00199	0.0009738	77.78	None	No	0.01	NP (NDs)
Cadmium (mg/L)	MGWC-2	0.002463	0.000997	0.005	No	27	0.001994	0.001842	0	None	sqrt(x)	0.01	Param.
Cadmium (mg/L)	MGWC-7	0.0025	0.00041	0.005	No	27	0.002169	0.0008093	85.19	None	No	0.01	NP (NDs)
Cadmium (mg/L)	MGWC-8	0.002201	0.0008081	0.005	No	27	0.002142	0.00204	22.22	Kaplan-Meier	sqrt(x)	0.01	Param.
Chromium (mg/L)	MGWC-1	0.0023	0.0015	0.1	No	25	0.002032	0.0003671	84	None	No	0.01	NP (NDs)
Chromium (mg/L)	MGWC-2	0.0027	0.002	0.1	No	25	0.00208	0.0002901	92	None	No	0.01	NP (NDs)
Chromium (mg/L)	MGWC-3	0.003	0.002	0.1	No	25	0.00204	0.0002	96	None	No	0.01	NP (NDs)
Chromium (mg/L)	MGWC-7	0.0034	0.0015	0.1	No	25	0.002008	0.0003353	88	None	No	0.01	NP (NDs)
Chromium (mg/L)	MGWC-8	0.0031	0.0013	0.1	No	25	0.002016	0.0002656	92	None	No	0.01	NP (NDs)
Chromium (mg/L)	MGWC-12	0.0032	0.0012	0.1	No	25	0.003096	0.005405	88	None	No	0.01	NP (NDs)
Cobalt (mg/L)	MGWC-1	0.0025	0.00047	0.006	No	28	0.001756	0.001031	64.29	None	No	0.01	NP (NDs)
Cobalt (mg/L)	MGWC-2	0.002971	0.002049	0.006	No	28	0.00251	0.0009869	0	None	No	0.01	Param.
Cobalt (mg/L)	MGWC-3	0.00067	0.00051	0.006	No	28	0.0007414	0.0004484	10.71	None	No	0.01	NP (normality)
Cobalt (mg/L)	MGWC-7	0.005728	0.002339	0.006	No	9	0.004033	0.001755	0	None	No	0.01	Param.
Cobalt (mg/L)	MGWC-8	0.01299	0.005118	0.006	No	28	0.01059	0.008337	0	None	sqrt(x)	0.01	Param.
Cobalt (mg/L)	MGWC-12	0.0025	0.0015	0.006	No	28	0.002381	0.0004744	92.86	None	No	0.01	NP (NDs)
Cobalt (mg/L)	MGWC-20	0.0008567	0.0001608	0.006	No	4	0.000965	0.001033	25	Kaplan-Meier	sqrt(x)	0.01	Param.
Combined Radium 226 + 228 (pCi/L)	MGWC-1	1.825	1.407	5	No	28	1.616	0.4471	0	None	No	0.01	Param.
Combined Radium 226 + 228 (pCi/L)	MGWC-2	0.7333	0.4388	5	No	27	0.5861	0.3087	0	None	No	0.01	Param.
Combined Radium 226 + 228 (pCi/L)	MGWC-3	1.745	1.413	5	No	28	1.579	0.355	0	None	No	0.01	Param.
Combined Radium 226 + 228 (pCi/L)	MGWC-7	1.323	0.9888	5	No	27	1.156	0.35	0	None	No	0.01	Param.
Combined Radium 226 + 228 (pCi/L)	MGWC-8	1.837	1.313	5	No	27	1.575	0.5494	0	None	No	0.01	Param.
Combined Radium 226 + 228 (pCi/L)	MGWC-12	0.702	0.4235	5	No	27	0.5627	0.2919	0	None	No	0.01	Param.
Fluoride (mg/L)	MGWC-1	0.2221	0.1478	4	No	26	0.1849	0.07624	7.692	None	No	0.01	Param.
Fluoride (mg/L)	MGWC-2	1	0.076	4	No	26	0.4052	0.4422	34.62	None	No	0.01	NP (normality)
Fluoride (mg/L)	MGWC-3	0.23	0.083	4	No	26	0.2201	0.193	30.77	None	No	0.01	NP (normality)
Fluoride (mg/L)	MGWC-7	0.3389	0.2268	4	No	26	0.2828	0.1149	7.692	None	No	0.01	Param.
Fluoride (mg/L)	MGWC-8	0.15	0.087	4	No	26	0.2715	0.3635	19.23	None	No	0.01	NP (normality)
Fluoride (mg/L)	MGWC-12	0.2473	0.1937	4	No	26	0.2119	0.06791	0	None	x^2	0.01	Param.
Lead (mg/L)	MGWC-1	0.001	0.00058	0.015	No	23	0.0009817	0.00008758	95.65	None	No	0.01	NP (NDs)
Lead (mg/L)	MGWC-2	0.001	0.00027	0.015	No	23	0.0009309	0.0002299	91.3	None	No	0.01	NP (NDs)
Lead (mg/L)	MGWC-3	0.001	0.00034	0.015	No	23	0.0009352	0.0002162	91.3	None	No	0.01	NP (NDs)
Lead (mg/L)	MGWC-7	0.001	0.0003	0.015	No	23	0.0009	0.0002646	86.96	None	No	0.01	NP (NDs)
Lead (mg/L)	MGWC-8	0.001	0.00022	0.015	No	23	0.0009309	0.0002291	91.3	None	No	0.01	NP (NDs)
Lead (mg/L)	MGWC-12	0.001	0.0001	0.015	No	23	0.0009609	0.0001877	95.65	None	No	0.01	NP (NDs)

Appendix IV Confidence Intervals - All Results

Plant McIntosh Client: Southern Company Data: McIntosh AP-1 Printed 3/26/2025, 3:34 PM

Constituent	Well	Upper Lim.	Lower Lim.	Compliance	Sig.	N	Mean	Std. Dev.	%NDs	ND Adj.	Transform	Alpha	Method
Lithium (mg/L)	MGWC-1	0.01211	0.01019	0.04	No	28	0.01115	0.002055	3.571	None	No	0.01	Param.
Lithium (mg/L)	MGWC-2	0.0066	0.0051	0.04	No	28	0.006563	0.003798	3.571	None	No	0.01	NP (normality)
Lithium (mg/L)	MGWC-3	0.01353	0.01156	0.04	No	28	0.01255	0.002101	0	None	No	0.01	Param.
Lithium (mg/L)	**MGWC-7**	**0.1353**	**0.118**	**0.04**	**Yes**	**28**	**0.1255**	**0.01963**	**0**	**None**	**x^2**	**0.01**	**Param.**
Lithium (mg/L)	MGWC-8	0.03462	0.02278	0.04	No	28	0.0287	0.01267	0	None	No	0.01	Param.
Lithium (mg/L)	MGWC-12	0.02312	0.0179	0.04	No	28	0.02051	0.005584	0	None	No	0.01	Param.
Lithium (mg/L)	MGWC-20	0.01276	0.001556	0.04	No	5	0.00716	0.003344	0	None	No	0.01	Param.
Mercury (mg/L)	MGWC-2	0.0002	0.0001	0.002	No	25	0.0001911	0.0000309	92	None	No	0.01	NP (NDs)
Mercury (mg/L)	MGWC-3	0.0002	0.00007	0.002	No	25	0.0001948	0.000026	96	None	No	0.01	NP (NDs)
Mercury (mg/L)	MGWC-7	0.0002	0.00008	0.002	No	25	0.0001952	0.000024	96	None	No	0.01	NP (NDs)
Mercury (mg/L)	MGWC-8	0.00051	0.00015	0.002	No	26	0.0005118	0.0008753	30.77	None	No	0.01	NP (normality)
Mercury (mg/L)	MGWC-12	0.0002	0.000086	0.002	No	25	0.0001904	0.00003327	92	None	No	0.01	NP (NDs)
Molybdenum (mg/L)	MGWC-1	0.002	0.0011	0.1	No	25	0.01321	0.02753	16	None	No	0.01	NP (normality)
Molybdenum (mg/L)	MGWC-7	0.015	0.00351	0.1	No	25	0.01454	0.002298	96	None	No	0.01	NP (NDs)
Molybdenum (mg/L)	MGWC-8	0.015	0.0037	0.1	No	25	0.01455	0.00226	96	None	No	0.01	NP (NDs)
Molybdenum (mg/L)	MGWC-12	0.015	0.0024	0.1	No	25	0.01174	0.005923	76	None	No	0.01	NP (NDs)
Selenium (mg/L)	MGWC-1	0.005	0.0005	0.05	No	21	0.004565	0.001375	90.48	None	No	0.01	NP (NDs)
Selenium (mg/L)	MGWC-2	0.005	0.00045	0.05	No	21	0.004783	0.0009929	95.24	None	No	0.01	NP (NDs)
Selenium (mg/L)	MGWC-3	0.005	0.00044	0.05	No	21	0.004783	0.0009951	95.24	None	No	0.01	NP (NDs)
Selenium (mg/L)	MGWC-7	0.005	0.00026	0.05	No	21	0.004774	0.001034	95.24	None	No	0.01	NP (NDs)
Selenium (mg/L)	MGWC-8	0.005	0.0024	0.05	No	21	0.003989	0.001898	76.19	None	No	0.01	NP (NDs)
Selenium (mg/L)	MGWC-12	0.005	0.00027	0.05	No	21	0.004775	0.001032	95.24	None	No	0.01	NP (NDs)
Thallium (mg/L)	MGWC-1	0.001	0.00032	0.002	No	25	0.0007986	0.0003678	76	None	No	0.01	NP (NDs)
Thallium (mg/L)	MGWC-2	0.001	0.00021	0.002	No	25	0.0009684	0.000158	96	None	No	0.01	NP (NDs)
Thallium (mg/L)	MGWC-3	0.001	0.00037	0.002	No	25	0.0009412	0.0002058	92	None	No	0.01	NP (NDs)
Thallium (mg/L)	MGWC-7	0.001	0.00016	0.002	No	25	0.0009664	0.000168	96	None	No	0.01	NP (NDs)
Thallium (mg/L)	MGWC-8	0.001	0.00019	0.002	No	25	0.0005396	0.0003911	40	None	No	0.01	NP (normality)
Thallium (mg/L)	MGWC-12	0.001	0.00027	0.002	No	25	0.0009368	0.0002194	92	None	No	0.01	NP (NDs)

Sanitas™ v.10.0.24 Software licensed to Groundwater Stats Consulting. UG

Non-Parametric Confidence Interval

Compliance Limit is not exceeded. Per-well alpha = 0.01.

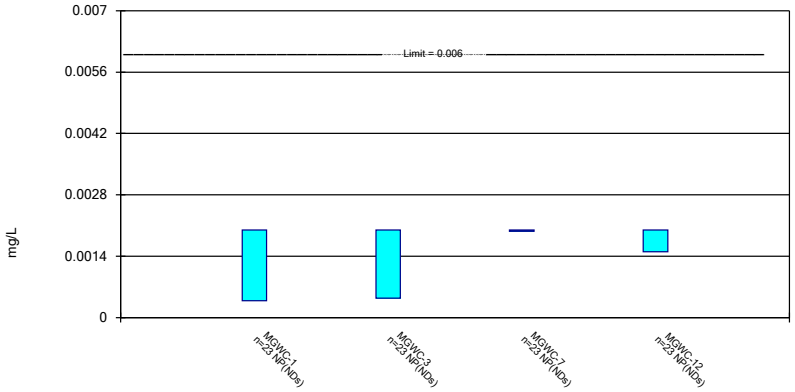

Constituent: Antimony Analysis Run 3/26/2025 3:30 PM View: Confidence Intervals
Plant McIntosh Client: Southern Company Data: McIntosh AP-1

Sanitas™ v.10.0.24 Software licensed to Groundwater Stats Consulting. UG

Parametric and Non-Parametric (NP) Confidence Interval

Compliance Limit is not exceeded. Per-well alpha = 0.01. Normality Test: Shapiro Wilk, alpha based on n.

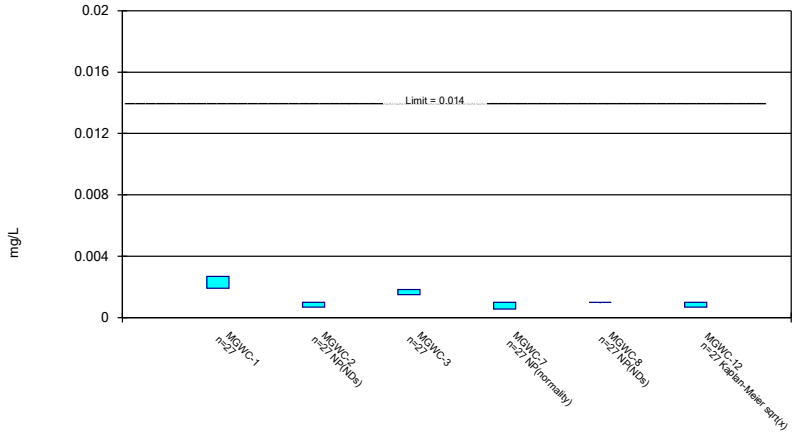

Constituent: Arsenic Analysis Run 3/26/2025 3:30 PM View: Confidence Intervals
Plant McIntosh Client: Southern Company Data: McIntosh AP-1

Sanitas™ v.10.0.24 Software licensed to Groundwater Stats Consulting. UG

Parametric and Non-Parametric (NP) Confidence Interval

Compliance Limit is not exceeded. Per-well alpha = 0.01. Normality Test: Shapiro Wilk, alpha based on n.

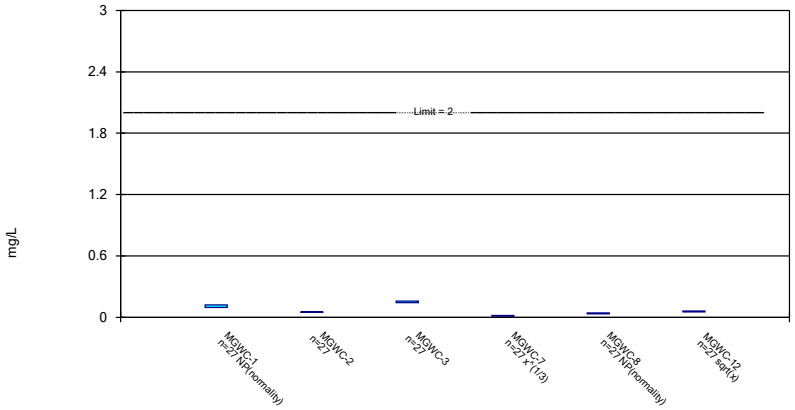

Constituent: Barium Analysis Run 3/26/2025 3:30 PM View: Confidence Intervals
Plant McIntosh Client: Southern Company Data: McIntosh AP-1

Sanitas™ v.10.0.24 Software licensed to Groundwater Stats Consulting. UG

Parametric and Non-Parametric (NP) Confidence Interval

Compliance Limit is not exceeded. Per-well alpha = 0.01. Normality Test: Shapiro Wilk, alpha based on n.

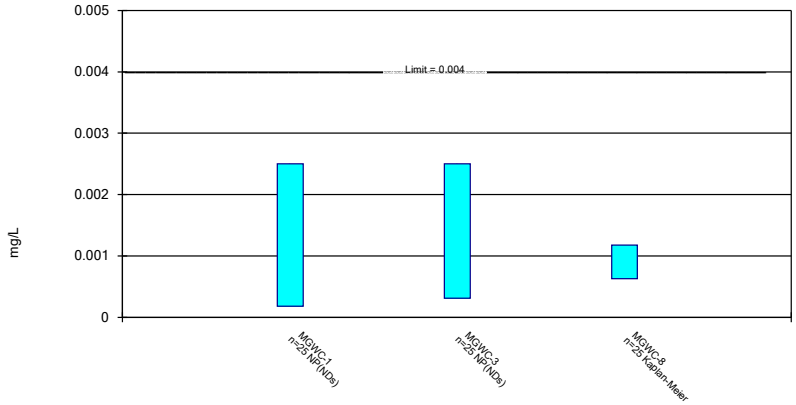

Constituent: Beryllium Analysis Run 3/26/2025 3:31 PM View: Confidence Intervals
Plant McIntosh Client: Southern Company Data: McIntosh AP-1

Sanitas™ v.10.0.24 Software licensed to Groundwater Stats Consulting. UG

Parametric and Non-Parametric (NP) Confidence Interval

Compliance Limit is not exceeded. Per-well alpha = 0.01. Normality Test: Shapiro Wilk, alpha based on n.

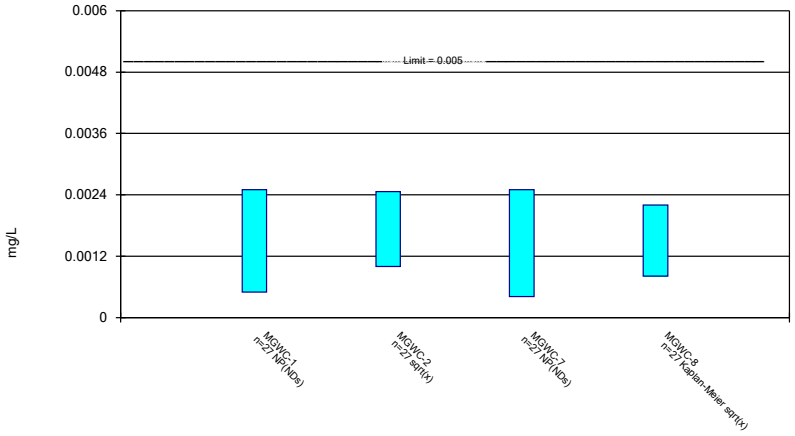

Constituent: Cadmium Analysis Run 3/26/2025 3:31 PM View: Confidence Intervals
Plant McIntosh Client: Southern Company Data: McIntosh AP-1

Sanitas™ v.10.0.24 Software licensed to Groundwater Stats Consulting. UG

Non-Parametric Confidence Interval

Compliance Limit is not exceeded. Per-well alpha = 0.01.

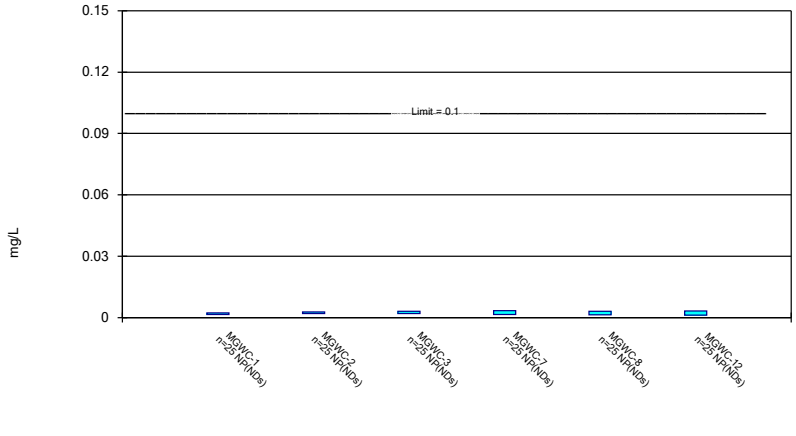

Constituent: Chromium Analysis Run 3/26/2025 3:31 PM View: Confidence Intervals
Plant McIntosh Client: Southern Company Data: McIntosh AP-1

Sanitas™ v.10.0.24 Software licensed to Groundwater Stats Consulting. UG

Parametric and Non-Parametric (NP) Confidence Interval

Compliance Limit is not exceeded. Per-well alpha = 0.01. Normality Test: Shapiro Wilk, alpha based on n.

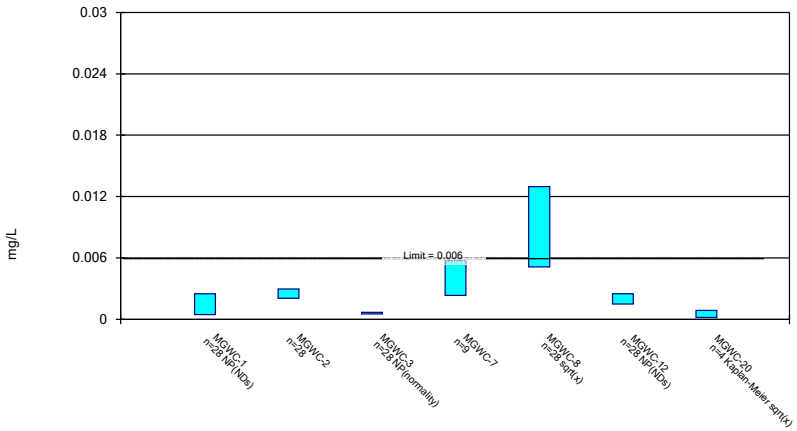

Constituent: Cobalt Analysis Run 3/26/2025 3:31 PM View: Confidence Intervals
Plant McIntosh Client: Southern Company Data: McIntosh AP-1

Sanitas™ v.10.0.24 Software licensed to Groundwater Stats Consulting. UG

Parametric Confidence Interval

Compliance Limit is not exceeded. Per-well alpha = 0.01. Normality Test: Shapiro Wilk, alpha based on n.

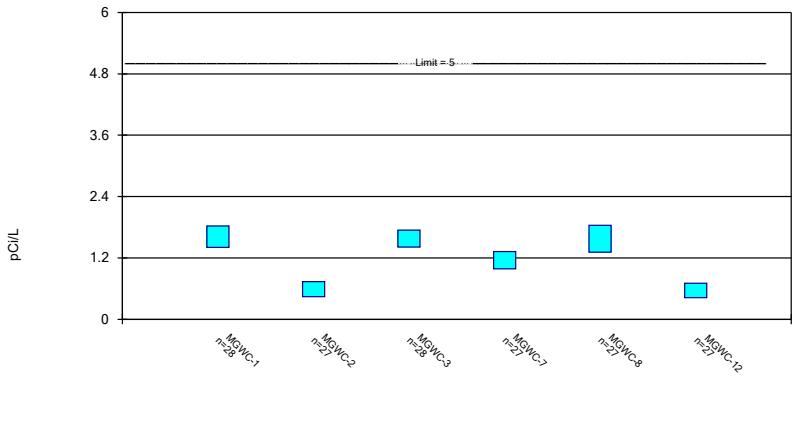

Constituent: Combined Radium 226 + 228 Analysis Run 3/26/2025 3:31 PM View: Confidence Intervals
Plant McIntosh Client: Southern Company Data: McIntosh AP-1

Sanitas™ v.10.0.24 Software licensed to Groundwater Stats Consulting. UG

Parametric and Non-Parametric (NP) Confidence Interval

Compliance Limit is not exceeded. Per-well alpha = 0.01. Normality Test: Shapiro Wilk, alpha based on n.

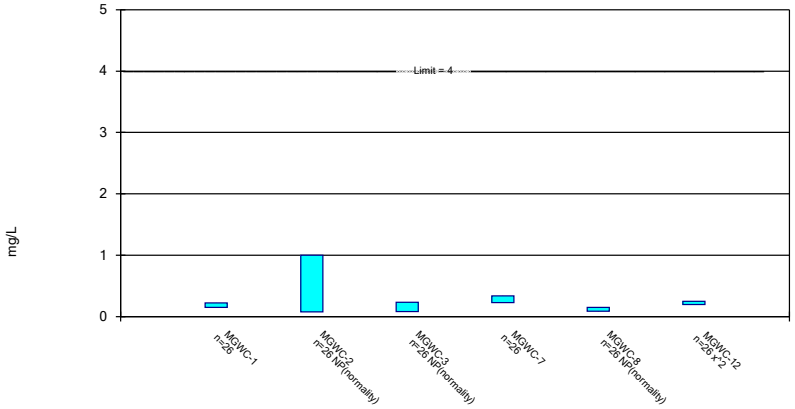

Constituent: Fluoride Analysis Run 3/26/2025 3:31 PM View: Confidence Intervals
Plant McIntosh Client: Southern Company Data: McIntosh AP-1

Sanitas™ v.10.0.24 Software licensed to Groundwater Stats Consulting. UG

Non-Parametric Confidence Interval

Compliance Limit is not exceeded. Per-well alpha = 0.01.

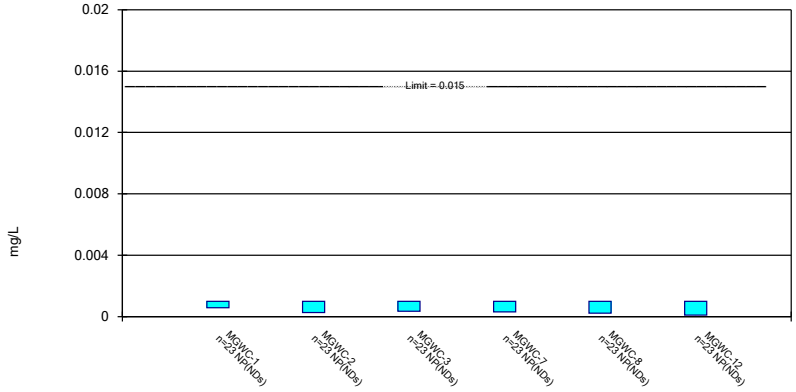

Constituent: Lead Analysis Run 3/26/2025 3:31 PM View: Confidence Intervals
Plant McIntosh Client: Southern Company Data: McIntosh AP-1

Sanitas™ v.10.0.24 Software licensed to Groundwater Stats Consulting. UG

Parametric and Non-Parametric (NP) Confidence Interval

Compliance limit is exceeded.* Per-well alpha = 0.01. Normality Test: Shapiro Wilk, alpha based on n.

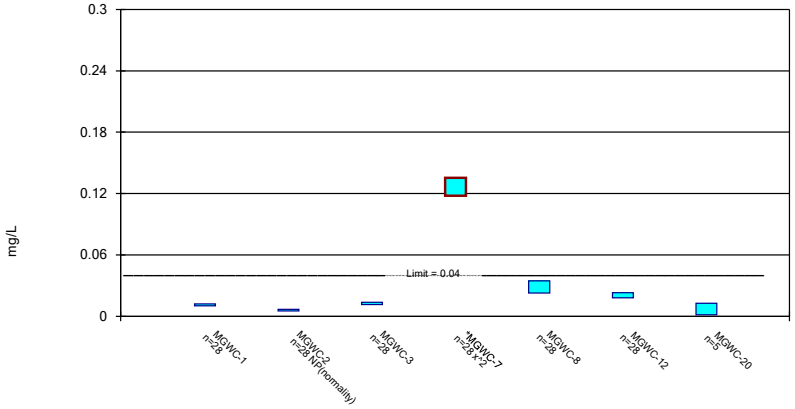

Constituent: Lithium Analysis Run 3/26/2025 3:31 PM View: Confidence Intervals
Plant McIntosh Client: Southern Company Data: McIntosh AP-1

Sanitas™ v.10.0.24 Software licensed to Groundwater Stats Consulting. UG

Non-Parametric Confidence Interval

Compliance Limit is not exceeded. Per-well alpha = 0.01.

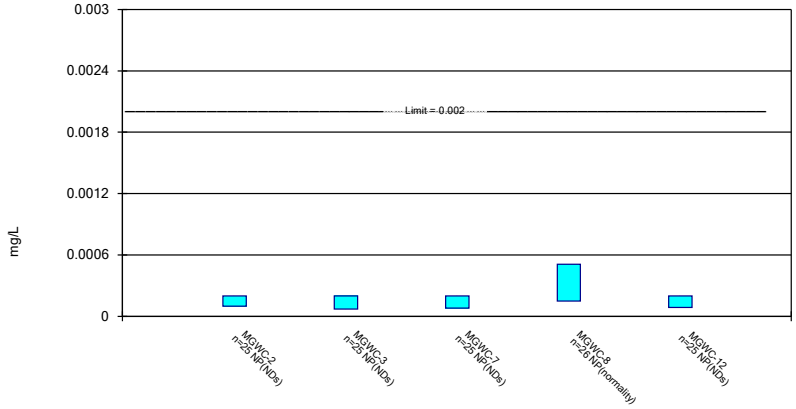

Constituent: Mercury Analysis Run 3/26/2025 3:31 PM View: Confidence Intervals
Plant McIntosh Client: Southern Company Data: McIntosh AP-1

Sanitas™ v.10.0.24 Software licensed to Groundwater Stats Consulting. UG

Non-Parametric Confidence Interval

Compliance Limit is not exceeded. Per-well alpha = 0.01.

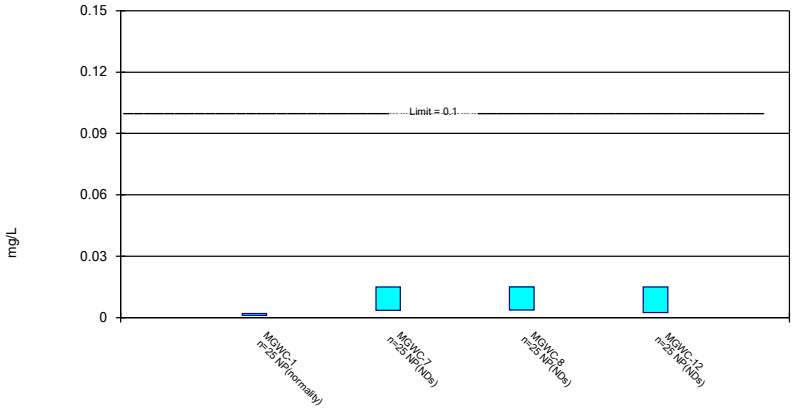

Constituent: Molybdenum Analysis Run 3/26/2025 3:31 PM View: Confidence Intervals
Plant McIntosh Client: Southern Company Data: McIntosh AP-1

Sanitas™ v.10.0.24 Software licensed to Groundwater Stats Consulting. UG

Non-Parametric Confidence Interval

Compliance Limit is not exceeded. Per-well alpha = 0.01.

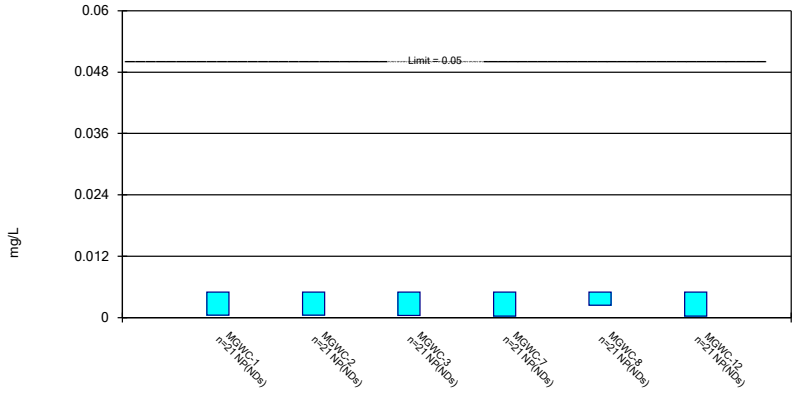

Constituent: Selenium Analysis Run 3/26/2025 3:31 PM View: Confidence Intervals
Plant McIntosh Client: Southern Company Data: McIntosh AP-1

Sanitas™ v.10.0.24 Software licensed to Groundwater Stats Consulting. UG

Non-Parametric Confidence Interval

Compliance Limit is not exceeded. Per-well alpha = 0.01.

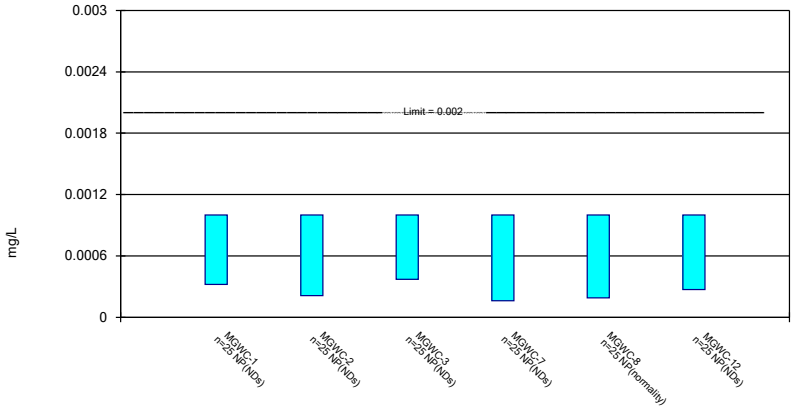

Constituent: Thallium Analysis Run 3/26/2025 3:31 PM View: Confidence Intervals
Plant McIntosh Client: Southern Company Data: McIntosh AP-1

Confidence Interval

Constituent: Antimony (mg/L) Analysis Run 3/26/2025 3:34 PM View: Confidence Intervals

Plant McIntosh Client: Southern Company Data: McIntosh AP-1

	MGWC-1	MGWC-3	MGWC-7	MGWC-12
5/5/2016			0.00197 (J)	
5/6/2016	<0.002	<0.002		
6/21/2016	<0.002	0.0003 (J)	<0.002	0.0004 (J)
8/15/2016			<0.002	
8/16/2016	<0.002	<0.002		<0.002
9/28/2016	<0.002		<0.002	
9/29/2016		<0.002		<0.002
11/16/2016	<0.002	<0.002	<0.002	<0.002
1/17/2017		<0.002	<0.002	
1/18/2017				<0.002
1/19/2017	<0.002			
3/2/2017	<0.002	<0.002	<0.002	<0.002
4/18/2017	<0.002	<0.002	<0.002	
4/25/2017				<0.002
7/13/2017				<0.002
3/29/2018	<0.002		<0.002	<0.002
3/30/2018		<0.002		
1/29/2019	<0.002	<0.002	<0.002	<0.002
1/28/2020			<0.002	<0.002
1/29/2020	<0.002	<0.002		
3/10/2020	<0.002	<0.002	<0.002	<0.002
9/16/2020				<0.002
9/17/2020	<0.002	<0.002	<0.002	
1/26/2021	0.00038 (J)	0.00044 (J)	<0.002	<0.002
3/24/2021	<0.002	<0.002	<0.002	<0.002
8/24/2021		<0.002		
8/25/2021	<0.002		<0.002	<0.002
2/22/2022	<0.002			<0.002
2/23/2022		<0.002	<0.002	
8/2/2022				0.0015 (J)
8/3/2022	<0.002	<0.002	<0.002	
2/7/2023		<0.002		<0.002
2/8/2023	<0.002		0.00051 (J)	
8/1/2023	<0.002	<0.002		
8/2/2023			<0.002	<0.002
2/6/2024	<0.002		<0.002	
2/7/2024		<0.002		<0.002
8/13/2024	<0.002			
8/14/2024		<0.002	<0.002	<0.002
2/4/2025	<0.002	<0.002	<0.002	<0.002
Mean	0.00193	0.001858	0.001934	0.001909
Std. Dev.	0.0003378	0.0004701	0.0003105	0.000345
Upper Lim.	0.002	0.002	0.002	0.002
Lower Lim.	0.00038	0.00044	0.00197	0.0015

ND substitution: RL or RL/2 if <15% NDs.

Confidence Interval

Constituent: Arsenic (mg/L) Analysis Run 3/26/2025 3:34 PM View: Confidence Intervals
Plant McIntosh Client: Southern Company Data: McIntosh AP-1

	MGWC-1	MGWC-2	MGWC-3	MGWC-7	MGWC-8	MGWC-12
5/5/2016				0.00143 (J)	<0.001	
5/6/2016	0.00299 (J)	<0.001	0.00154 (J)			
6/21/2016	0.0047 (J)	<0.001	0.0016 (J)	0.0009 (J)	<0.001	0.0015 (J)
8/15/2016				0.0012 (J)	<0.001	
8/16/2016	0.003	<0.001	0.0017			0.00082 (J)
9/28/2016	0.0036			0.00084 (J)	<0.001	
9/29/2016		<0.001	0.0013			0.0019
11/16/2016	0.003	0.00068 (J)	0.0014	<0.001	<0.001	0.0017
1/17/2017			0.00056 (J)	<0.001	<0.001	
1/18/2017		<0.001				0.00096 (J)
1/19/2017	0.0024					
3/2/2017	0.0027	0.00065 (J)	0.0018	0.0009 (J)	<0.001	0.00082 (J)
4/18/2017	0.0024		0.0018	0.0005 (J)	0.00059 (J)	
4/19/2017		<0.001				
4/25/2017						<0.001
7/13/2017						0.00047 (J)
3/29/2018	0.0023			0.00066 (J)		0.00053 (J)
3/30/2018		<0.001	0.0017		<0.001	
6/12/2018						0.00063 (J)
6/13/2018	0.0021	<0.001	0.0015	<0.001	<0.001	
10/10/2018	0.0024	<0.001	0.0016	<0.001	<0.001	0.00098 (J)
1/29/2019	0.00255	<0.001	0.00143	<0.001	<0.001	<0.001
3/26/2019	0.002	<0.001	0.0012 (J)	<0.001	<0.001	0.00079 (J)
9/10/2019	0.0018	0.00036 (J)	0.0017	0.00074 (J)	0.00056 (J)	0.0011
1/28/2020				0.00046 (J)		0.00051 (J)
1/29/2020	0.0021	0.0004 (J)	0.0017		0.00047 (J)	
3/10/2020	0.0019	<0.001	<0.005	<0.001	<0.001	<0.001
9/16/2020		<0.001				<0.001
9/17/2020	0.002		0.0015	0.00045 (J)	<0.001	
1/26/2021	0.0033	<0.001	0.0018	<0.001	<0.001	<0.001
3/24/2021	0.0024	<0.001	0.0018	0.00046 (J)	0.00099 (J)	<0.001
8/24/2021		<0.001	0.0014			
8/25/2021	0.00092 (J)			0.00055 (J)	<0.001	<0.001
2/22/2022	0.0014					0.00089 (J)
2/23/2022		<0.001	0.0016	0.0004 (J)	0.00044 (J)	
8/2/2022						0.0015
8/3/2022	0.0015		0.0016	0.00052 (J)		
8/4/2022		<0.001			0.00075 (J)	
2/7/2023			0.0018			0.00098 (J)
2/8/2023	0.0016	<0.001		<0.001	0.001	
8/1/2023	0.0012		0.0017		0.00098 (J)	
8/2/2023		<0.001		<0.001		<0.001
2/6/2024	0.0023			0.0012		
2/7/2024		<0.001	0.0021		0.0017	0.0012
8/13/2024	0.0018					
8/14/2024		<0.001	0.0022	<0.001	0.0019	<0.001
2/4/2025	0.0014		0.0021	0.001	0.0014	0.0011
2/5/2025		<0.001				
Mean	0.002287	0.0009293	0.001653	0.0008596	0.0009919	0.001014
Std. Dev.	0.0008074	0.0001818	0.0003567	0.0002696	0.0003087	0.0003315
Upper Lim.	0.002673	0.001	0.001823	0.001	0.001	0.0009941
Lower Lim.	0.001902	0.00068	0.001483	0.00055	0.00099	0.0006742

ND substitution: RL or RL/2 if <15% NDs.

Confidence Interval

Constituent: Barium (mg/L) Analysis Run 3/26/2025 3:34 PM View: Confidence Intervals
Plant McIntosh Client: Southern Company Data: McIntosh AP-1

	MGWC-1	MGWC-2	MGWC-3	MGWC-7	MGWC-8	MGWC-12
5/5/2016				0.039	0.0364	
5/6/2016	0.11	0.0605	0.151			
6/21/2016	0.165	0.0613	0.174	0.0152	0.0386	0.0439
8/15/2016				0.015	0.03	
8/16/2016	0.094	0.052	0.13			0.041
9/28/2016	0.1			0.014	0.034	
9/29/2016		0.053	0.14			0.052
11/16/2016	0.096	0.056	0.14	0.013	0.034	0.044
1/17/2017			0.16	0.014	0.038	
1/18/2017		0.06				0.056
1/19/2017	0.12					
3/2/2017	0.097	0.056	0.15	0.013	0.037	0.04
4/18/2017	0.092		0.14	0.011	0.04	
4/19/2017		0.051				
4/25/2017						0.042
7/13/2017						0.043
3/29/2018	0.095			0.01		0.061
3/30/2018		0.049	0.13		0.041	
6/12/2018						0.063
6/13/2018	0.096	0.05	0.14	0.0098	0.038	
10/10/2018	0.095	0.046	0.13	0.011	0.035	0.071
1/29/2019	0.107	0.0496	0.138	0.00873	0.0344	0.06
3/26/2019	0.096	0.048	0.13	0.0086	0.032	0.06
9/10/2019	0.11	0.053	0.15	0.012	0.035	0.073
1/28/2020				0.012		0.069
1/29/2020	0.11	0.051	0.15		0.033	
3/10/2020	0.13	0.049	0.15	0.013	0.036	0.056
9/16/2020		0.048				0.1
9/17/2020	0.11		0.16	0.0091 (J)	0.028	
1/26/2021	0.14	0.049	0.16	0.007 (J)	0.028	0.06
3/24/2021	0.1	0.049	0.16	0.011	0.054	0.056
8/24/2021		0.047	0.16			
8/25/2021	0.11			0.013	0.031	0.051
2/22/2022	0.11					0.067
2/23/2022		0.046	0.17	0.014	0.036	
8/2/2022						0.057
8/3/2022	0.11		0.15	0.018		
8/4/2022		0.042			0.043	
2/7/2023			0.16			0.06
2/8/2023	0.1	0.044		0.02	0.052	
8/1/2023	0.1		0.16		0.056	
8/2/2023		0.04		0.015		0.055
2/6/2024	0.12			0.024		
2/7/2024		0.047	0.18		0.061	0.055
8/13/2024	0.11					
8/14/2024		0.045	0.15	0.019	0.064	0.048
2/4/2025	0.12		0.15	0.019	0.065	0.061
2/5/2025		0.057				
Mean	0.109	0.05035	0.1505	0.01439	0.04039	0.05722
Std. Dev.	0.01617	0.005431	0.01347	0.006291	0.01082	0.01257
Upper Lim.	0.12	0.05294	0.1569	0.01634	0.043	0.06247
Lower Lim.	0.097	0.04776	0.1441	0.0114	0.034	0.05103

Confidence Interval

Constituent: Beryllium (mg/L) Analysis Run 3/26/2025 3:34 PM View: Confidence Intervals

Plant McIntosh Client: Southern Company Data: McIntosh AP-1

	MGWC-1	MGWC-3	MGWC-8
5/5/2016			<0.0025
5/6/2016	<0.0025	<0.0025	
6/21/2016	<0.0025	<0.0025	0.0004 (J)
8/15/2016			0.00053 (J)
8/16/2016	<0.0025	<0.0025	
9/28/2016	<0.0025		0.00049 (J)
9/29/2016		<0.0025	
11/16/2016	<0.0025	<0.0025	0.0004 (J)
1/17/2017		<0.0025	0.00084 (J)
1/19/2017	<0.0025		
3/2/2017	<0.0025	<0.0025	0.00068 (J)
4/18/2017	<0.0025	<0.0025	0.00067 (J)
3/29/2018	<0.0025		
3/30/2018		<0.0025	0.0015 (J)
6/13/2018	<0.0025	<0.0025	0.0012 (J)
10/10/2018	<0.0025	<0.0025	0.0016 (J)
1/29/2019	<0.0025	<0.0025	<0.0025
1/29/2020	0.00018 (J)	0.00031 (J)	0.0019
3/10/2020	<0.0025	<0.0025	0.0013 (J)
9/17/2020	<0.0025	<0.0025	0.0019 (J)
1/26/2021	<0.0025	<0.0025	0.0018 (J)
3/24/2021	<0.0025	<0.0025	<0.0025
8/24/2021		<0.0025	
8/25/2021	<0.0025		0.0015 (J)
2/22/2022	<0.0025		
2/23/2022		<0.0025	0.0014 (J)
8/3/2022	<0.0025	<0.0025	
8/4/2022			0.00064 (J)
2/7/2023		<0.0025	
2/8/2023	<0.0025		0.0002 (J)
8/1/2023	<0.0025	<0.0025	0.00025 (J)
2/6/2024	<0.0025		
2/7/2024		<0.0025	<0.0025
8/13/2024	<0.0025		
8/14/2024		<0.0025	<0.0025
2/4/2025	<0.0025	<0.0025	<0.0025
Mean	0.002407	0.002412	0.001368
Std. Dev.	0.000464	0.000438	0.000824
Upper Lim.	0.0025	0.0025	0.001176
Lower Lim.	0.00018	0.00031	0.0006293

ND substitution: RL or RL/2 if <15% NDs.

Confidence Interval

Constituent: Cadmium (mg/L) Analysis Run 3/26/2025 3:34 PM View: Confidence Intervals

Plant McIntosh Client: Southern Company Data: McIntosh AP-1

	MGWC-1	MGWC-2	MGWC-7	MGWC-8
5/5/2016			<0.0025	0.000784 (J)
5/6/2016	0.000126 (J)	0.00166		
6/21/2016	0.0005 (J)	0.0008 (J)	<0.0025	0.0003 (J)
8/15/2016			<0.0025	<0.0025
8/16/2016	<0.0025	0.0034		
9/28/2016	<0.0025		<0.0025	<0.0025
9/29/2016		0.0027		
11/16/2016	<0.0025	0.0022 (J)	<0.0025	<0.0025
1/17/2017			<0.0025	<0.0025
1/18/2017		0.008		
1/19/2017	<0.0025			
3/2/2017	<0.0025	0.005	<0.0025	<0.0025
4/18/2017	<0.0025		<0.0025	0.00044 (J)
4/19/2017		0.0011 (J)		
3/29/2018	<0.0025		<0.0025	
3/30/2018		0.0016 (J)		0.00058 (J)
6/13/2018	<0.0025	0.0016 (J)	<0.0025	0.00076 (J)
10/10/2018	<0.0025	0.001 (J)	<0.0025	0.00035 (J)
1/29/2019	<0.0025	0.00315	<0.0025	<0.0025
3/26/2019	<0.0025	0.0019 (J)	<0.0025	0.0005 (J)
9/10/2019	0.00017 (J)	0.0011	<0.0025	0.00079 (J)
1/28/2020			<0.0025	
1/29/2020	<0.0025	0.0054		0.0009 (J)
3/10/2020	<0.0025	0.0011 (J)	<0.0025	0.0011 (J)
9/16/2020		0.00053 (J)		
9/17/2020	<0.0025		0.00023 (J)	0.00072 (J)
1/26/2021	0.00024 (J)	0.0011 (J)	<0.0025	0.0016 (J)
3/24/2021	<0.0025	0.0022 (J)	<0.0025	0.001 (J)
8/24/2021		0.00054 (J)		
8/25/2021	<0.0025		<0.0025	0.0046
2/22/2022	<0.0025			
2/23/2022		0.0039	<0.0025	0.0014 (J)
8/3/2022	8.5E-05 (J)		0.00041 (J)	
8/4/2022		0.0002 (J)		0.0037
2/8/2023	0.00012 (J)	0.0021 (J)	<0.0025	0.0018 (J)
8/1/2023	<0.0025			0.002 (J)
8/2/2023		0.00032 (J)	0.00031 (J)	
2/6/2024	<0.0025		<0.0025	
2/7/2024		0.00034 (J)		0.0034
8/13/2024	<0.0025			
8/14/2024		0.00068 (J)	0.00012 (J)	0.0085
2/4/2025	<0.0025		<0.0025	0.0076
2/5/2025		0.00021 (J)		
Mean	0.00199	0.001994	0.002169	0.002142
Std. Dev.	0.0009738	0.001842	0.0008093	0.00204
Upper Lim.	0.0025	0.002463	0.0025	0.002201
Lower Lim.	0.0005	0.000997	0.00041	0.0008081

ND substitution: RL or RL/2 if <15% NDs.

Confidence Interval

Constituent: Chromium (mg/L) Analysis Run 3/26/2025 3:34 PM View: Confidence Intervals

Plant McIntosh Client: Southern Company Data: McIntosh AP-1

	MGWC-1	MGWC-2	MGWC-3	MGWC-7	MGWC-8	MGWC-12
5/5/2016				<0.002	<0.002	
5/6/2016	<0.002	<0.002	<0.002			
6/21/2016	<0.002	<0.002	<0.002	<0.002	<0.002	<0.002
8/15/2016				<0.002	<0.002	
8/16/2016	<0.002	<0.002	<0.002			<0.002
9/28/2016	<0.002			<0.002	<0.002	
9/29/2016		<0.002	<0.002			<0.002
11/16/2016	<0.002	<0.002	<0.002	<0.002	<0.002	<0.002
1/17/2017			<0.002	<0.002	<0.002	
1/18/2017		<0.002				<0.002
1/19/2017	<0.002					
3/2/2017	0.0036	0.0033	0.003	0.0034	0.0031	0.0032
4/18/2017	<0.002		<0.002	<0.002	<0.002	
4/19/2017		<0.002				
4/25/2017						<0.002
7/13/2017						<0.002
3/29/2018	<0.002			<0.002		<0.002
3/30/2018		<0.002	<0.002		<0.002	
6/12/2018						<0.002
6/13/2018	<0.002	<0.002	<0.002	<0.002	<0.002	
10/10/2018	<0.002	<0.002	<0.002	<0.002	<0.002	<0.002
1/29/2019	<0.002	<0.002	<0.002	<0.002	<0.002	<0.002
1/28/2020				0.0015 (J)		<0.002
1/29/2020	<0.002	<0.002	<0.002		<0.002	
3/10/2020	<0.002	<0.002	<0.002	<0.002	<0.002	<0.002
9/16/2020		<0.002				0.029
9/17/2020	<0.002		<0.002	<0.002	<0.002	
1/26/2021	0.0023	<0.002	<0.002	<0.002	<0.002	<0.002
3/24/2021	<0.002	<0.002	<0.002	<0.002	<0.002	<0.002
8/24/2021		<0.002	<0.002			
8/25/2021	<0.002			<0.002	<0.002	<0.002
2/22/2022	<0.002					<0.002
2/23/2022		<0.002	<0.002	<0.002	<0.002	
8/2/2022						<0.002
8/3/2022	<0.002		<0.002	<0.002		
8/4/2022		<0.002			<0.002	
2/7/2023			<0.002			0.0012 (J)
2/8/2023	0.0014 (J)	<0.002		0.0013 (J)	0.0013 (J)	
8/1/2023	<0.002		<0.002		<0.002	
8/2/2023		<0.002		<0.002		<0.002
2/6/2024	<0.002			<0.002		
2/7/2024		<0.002	<0.002		<0.002	<0.002
8/13/2024	<0.002					
8/14/2024		<0.002	<0.002	<0.002	<0.002	<0.002
2/4/2025	0.0015 (J)		<0.002	<0.002	<0.002	<0.002
2/5/2025		0.0027				
Mean	0.002032	0.00208	0.00204	0.002008	0.002016	0.003096
Std. Dev.	0.0003671	0.0002901	0.0002	0.0003353	0.0002656	0.005405
Upper Lim.	0.0023	0.0027	0.003	0.0034	0.0031	0.0032
Lower Lim.	0.0015	0.002	0.002	0.0015	0.0013	0.0012

ND substitution: RL or RL/2 if <15% NDs.

Confidence Interval

Constituent: Cobalt (mg/L) Analysis Run 3/26/2025 3:34 PM View: Confidence Intervals

Plant McIntosh Client: Southern Company Data: McIntosh AP-1

	MGWC-1	MGWC-2	MGWC-3	MGWC-7	MGWC-8	MGWC-12	MGWC-20
5/5/2016				0.0036 (J)	0.00359 (J)		
5/6/2016	<0.0025	0.00311 (J)	<0.0025				
6/21/2016	0.0012 (J)	0.0031 (J)	0.0006 (J)	0.0097 (J)	0.0033 (J)	<0.0025	
8/15/2016				0.0098	0.0038		
8/16/2016	0.00047 (J)	0.0034	0.00064 (J)			<0.0025	
9/28/2016	0.00058 (J)			0.0095	0.0043		
9/29/2016		0.0032	0.00054 (J)			<0.0025	
11/16/2016	<0.0025	0.0032	0.00041 (J)	0.0094	0.004	<0.0025	
1/17/2017			0.00051 (J)	0.0099	0.0051		
1/18/2017		0.0032				<0.0025	
1/19/2017	0.0004 (J)						
3/2/2017	<0.0025	0.0042	0.00064 (J)	0.013	0.0064	<0.0025	
4/18/2017	<0.0025		0.00057 (J)	0.0086	0.005		
4/19/2017		0.0035					
4/25/2017						<0.0025	
7/13/2017						<0.0025	
3/29/2018	<0.0025			0.0088		<0.0025	
3/30/2018		0.0037	0.00068 (J)		0.015		
6/12/2018						<0.0025	
6/13/2018	<0.0025	0.0035	0.00048 (J)	0.0093	0.014		
10/10/2018	<0.0025	0.0034	0.00063 (J)	0.0125 (D)	0.018	<0.0025	
12/5/2018				0.012	0.02	<0.0025	
12/6/2018	<0.0025	0.0031	0.00058 (J)				<0.0025
1/29/2019	<0.0025	0.00293	<0.0025	0.0103	0.0159	<0.0025	
3/26/2019	<0.0025	0.003	<0.0025	0.009	0.02	<0.0025	
9/10/2019	0.00032 (J)	0.0027	0.00065	0.011	0.019	0.00016 (J)	
1/28/2020				0.008		<0.0025	
1/29/2020	0.00027 (J)	0.003	0.00067		0.025		
3/10/2020	<0.0025	0.0024 (J)	0.0005 (J)	0.0081	0.017	<0.0025	
9/16/2020		0.002 (J)				0.0015 (J)	
9/17/2020	0.0002 (J)		0.00053 (J)	0.0098	0.024		
1/26/2021	0.00031 (J)	0.0021 (J)	0.0013 (J)	0.009	0.021	<0.0025	
3/24/2021	<0.0025	0.0019 (J)	0.00053 (J)	0.0063	0.002 (J)	<0.0025	
8/24/2021		0.0018 (J)	0.00034 (J)				
8/25/2021	0.00018 (J)			0.0032	0.021	<0.0025	
2/22/2022	<0.0025					<0.0025	
2/23/2022		0.0016 (J)	0.0012 (J)	0.007	0.015		0.00055 (J)
8/2/2022						<0.0025	
8/3/2022	<0.0025		0.00051 (J)	0.0044			
8/4/2022		0.0013 (J)			0.0092		0.00025 (J)
2/7/2023			0.0025			<0.0025	
2/8/2023	<0.0025	0.0012 (J)		0.0044	0.0019 (J)		
8/1/2023	<0.0025		0.00054 (J)		0.0015 (J)		
8/2/2023		0.0011 (J)		0.0031		<0.0025	
2/6/2024	0.00024 (J)			0.0037			
2/7/2024		0.00099 (J)	0.00065 (J)		0.0005 (J)	<0.0025	
8/13/2024	<0.0025						
8/14/2024		0.0008 (J)	0.00038 (J)	0.0013 (J)	0.00056 (J)	<0.0025	
2/4/2025	<0.0025		0.00043 (J)	0.0029	0.00042 (J)	<0.0025	0.00056 (J)
2/5/2025		0.00085 (J)					
Mean	0.001756	0.00251	0.0007414	0.004033	0.01059	0.002381	0.000965
Std. Dev.	0.001031	0.0009869	0.0004484	0.001755	0.008337	0.0004744	0.001033

ND substitution: RL or RL/2 if <15% NDs.

Confidence Interval

Constituent: Cobalt (mg/L) Analysis Run 3/26/2025 3:34 PM View: Confidence Intervals
Plant McIntosh Client: Southern Company Data: McIntosh AP-1

	MGWC-1	MGWC-2	MGWC-3	MGWC-7	MGWC-8	MGWC-12	MGWC-20
Upper Lim.	0.0025	0.002971	0.00067	0.005728	0.01299	0.0025	0.0008567
Lower Lim.	0.00047	0.002049	0.00051	0.002339	0.005118	0.0015	0.0001608

Confidence Interval

Constituent: Combined Radium 226 + 228 (pCi/L) Analysis Run 3/26/2025 3:34 PM View: Confidence Intervals

Plant McIntosh Client: Southern Company Data: McIntosh AP-1

	MGWC-1	MGWC-2	MGWC-3	MGWC-7	MGWC-8	MGWC-12
5/5/2016				0.75	1.21	
5/6/2016	1.07	0.633	1.41			
6/21/2016	2.01	1.19	1.71	1.01	0.895	0.292
8/15/2016				1.3	1.64	
8/16/2016	1.12	0.516	1.75			0.232 (U)
9/28/2016	1.09			1.06	2.17	
9/29/2016		0.665	1.43			1.11
11/16/2016	1.58	0.694	1.9	0.855	1.49	0.798
1/17/2017			1.9	1.59	1.75	
1/18/2017		0.688				0.302 (U)
1/19/2017	1.64					
3/2/2017	1.08	0.484	1.37	1.4	1.03	0.437
4/18/2017	1.23		1.42	0.684	1.83	
4/19/2017		0.599				
4/25/2017						0.391
7/13/2017						0.47
3/29/2018	1.21			0.822		0.736
3/30/2018		0.677	1.43		2.15	
6/12/2018						0.438
6/13/2018	1.09	0.272 (U)	1.27	0.716	1.51	
10/10/2018	1.95	0.336	1.54	1.51	2.72	0.371
1/29/2019	1.11	0.719	1.34	1.7	1.93	0.639
3/26/2019	1	0.41 (U)	1.25	0.784	1.79	0.607
9/10/2019	1.26	0.548	1.6	0.958	1.78	0.939
1/28/2020				1.38		0.465
1/29/2020	1.39	0.0985 (U)	1.44		1.61	
3/10/2020	1.4	0.589	1.32	0.903	1.95	0.34 (U)
9/16/2020		1.11				1.09
9/17/2020	1.79		0.666 (U)	1.28	1.56	
12/8/2020	1.87		1.65			
1/26/2021	2.37	0.234 (U)	1.78	0.607	1.87	0.364 (U)
3/24/2021	1.81	0.625	1.58	1.2	0.636	0.434 (U)
8/24/2021		0.313 (U)	1.65			
8/25/2021	2.12			0.767	2.13	0.563
2/22/2022	1.85					0.888
2/23/2022		0.598	1.47	1.42	2.62	
8/2/2022						1.08
8/3/2022	2.2		2.56	1.11		
8/4/2022		0.632			1.24	
2/7/2023			2.14			0.849
2/8/2023	1.77	0.799		1.88	1.11	
8/1/2023	1.61		2.07		0.872	
8/2/2023		1.09		1.46		0.432 (U)
2/6/2024	1.99			1.52		
2/7/2024		1.1	1.8		0.929	0.706
8/13/2024	2.14					
8/14/2024		-0.123 (U)	1.14	1.08	0.642 (U)	0.231 (U)
2/4/2025	2.5		1.63	1.46	1.46	-0.0104 (U)
2/5/2025		0.328 (U)				
Mean	1.616	0.5861	1.579	1.156	1.575	0.5627
Std. Dev.	0.4471	0.3087	0.355	0.35	0.5494	0.2919
Upper Lim.	1.825	0.7333	1.745	1.323	1.837	0.702

Confidence Interval

Constituent: Combined Radium 226 + 228 (pCi/L) Analysis Run 3/26/2025 3:34 PM View: Confidence Intervals

Plant McIntosh Client: Southern Company Data: McIntosh AP-1

	MGWC-1	MGWC-2	MGWC-3	MGWC-7	MGWC-8	MGWC-12
Lower Lim.	1.407	0.4388	1.413	0.9888	1.313	0.4235

Confidence Interval

Constituent: Fluoride (mg/L) Analysis Run 3/26/2025 3:34 PM View: Confidence Intervals

Plant McIntosh Client: Southern Company Data: McIntosh AP-1

	MGWC-1	MGWC-2	MGWC-3	MGWC-7	MGWC-8	MGWC-12
5/5/2016				0.394	0.103 (J)	
5/6/2016	0.28 (J)	0.088 (J)	0.086 (J)			
6/21/2016	0.36	0.19 (J)	0.23 (J)	0.49	0.1 (J)	0.14 (J)
8/15/2016				0.44	0.11 (J)	
8/16/2016	0.27	0.087 (J)	<0.5			0.29
9/28/2016	0.26			0.4	0.1 (J)	
9/29/2016		<1	0.082 (J)			0.26
11/16/2016	0.24	<1	0.087 (J)	0.36	0.091 (J)	0.25
1/17/2017			0.086 (J)	0.2	<1	
1/18/2017		<1				0.26
1/19/2017	0.22					
3/2/2017	0.27	0.15 (J)	0.15 (J)	0.36	0.16 (J)	0.28
4/18/2017	0.2		<0.5	0.29	<1	
4/19/2017		<1				
4/25/2017						0.25
7/13/2017						0.21
10/10/2017	0.18 (J)	<1	<0.5	0.28	<1	0.22
3/29/2018	0.16 (J)			0.23		0.23
3/30/2018		<1	<0.5		0.088 (J)	
6/12/2018						0.23
6/13/2018	0.14 (J)	<1	<0.5	0.2	0.15 (J)	
10/10/2018	0.17 (J)	0.085 (J)	<0.5	0.23	0.11 (J)	0.25
3/26/2019	0.16 (J)	0.076 (J)	0.072 (J)	0.19 (J)	0.088 (J)	0.22
9/10/2019	0.098 (J)	0.07 (J)	0.073 (J)	0.15	0.083 (J)	0.2
3/10/2020	0.086 (J)	0.05 (J)	0.058 (J)	0.18	0.084 (J)	0.15
9/16/2020		0.076 (J)				0.26
9/17/2020	0.15		0.083 (J)	0.25	0.11	
1/26/2021	0.15	0.068 (J)	0.083 (J)	0.28	0.14	0.23
3/24/2021	0.27	0.11	0.092 (J)	0.35	0.11	0.27
8/24/2021		0.095 (J)	0.11			
8/25/2021	0.097 (J)			0.15	0.038 (J)	0.19
2/22/2022	0.047 (J)					0.093 (J)
2/23/2022		0.075 (J)	0.086 (J)	0.22	0.05 (J)	
8/2/2022						0.074 (J)
8/3/2022	0.12		0.079 (J)	0.2		
8/4/2022		0.072 (J)			0.087 (J)	
2/7/2023			0.076 (J)			0.25
2/8/2023	0.11	0.074 (J)		0.14	0.084 (J)	
8/1/2023	0.15		0.1		0.11	
8/2/2023		0.087 (J)		0.2		0.25
2/6/2024	0.12			0.17		
2/7/2024		0.081 (J)	0.089 (J)		0.063 (J)	0.29
8/13/2024	<0.5					
8/14/2024		<1	<0.5	<1	<1	0.12
2/4/2025	<0.5		<0.5	<1	<1	0.043 (J)
2/5/2025		<1				
Mean	0.1849	0.4052	0.2201	0.2828	0.2715	0.2119
Std. Dev.	0.07624	0.4422	0.193	0.1149	0.3635	0.06791
Upper Lim.	0.2221	1	0.23	0.3389	0.15	0.2473
Lower Lim.	0.1478	0.076	0.083	0.2268	0.087	0.1937

ND substitution: RL or RL/2 if <15% NDs.

Confidence Interval

Constituent: Lead (mg/L) Analysis Run 3/26/2025 3:34 PM View: Confidence Intervals

Plant McIntosh Client: Southern Company Data: McIntosh AP-1

	MGWC-1	MGWC-2	MGWC-3	MGWC-7	MGWC-8	MGWC-12
5/5/2016				<0.001	<0.001	
5/6/2016	<0.001	<0.001	<0.001			
6/21/2016	<0.001	<0.001	<0.001	0.0003 (J)	<0.001	0.0001 (J)
8/15/2016				<0.001	<0.001	
8/16/2016	<0.001	<0.001	<0.001			<0.001
9/28/2016	<0.001			<0.001	<0.001	
9/29/2016		<0.001	<0.001			<0.001
11/16/2016	<0.001	<0.001	<0.001	<0.001	<0.001	<0.001
1/17/2017			<0.001	<0.001	<0.001	
1/18/2017		<0.001				<0.001
1/19/2017	<0.001					
3/2/2017	<0.001	<0.001	<0.001	<0.001	<0.001	<0.001
4/18/2017	<0.001		<0.001	<0.001	<0.001	
4/19/2017		<0.001				
4/25/2017						<0.001
7/13/2017						<0.001
3/29/2018	<0.001			<0.001		<0.001
3/30/2018		<0.001	<0.001		<0.001	
1/29/2019	<0.001	<0.001	<0.001	<0.001	<0.001	<0.001
1/28/2020				<0.001		<0.001
1/29/2020	<0.001	<0.001	<0.001		<0.001	
3/10/2020	<0.001	<0.001	<0.001	<0.001	<0.001	<0.001
9/16/2020		<0.001				<0.001
9/17/2020	<0.001		<0.001	<0.001	<0.001	
1/26/2021	0.00058 (J)	0.00014 (J)	0.00017 (J)	<0.001	0.00019 (J)	<0.001
3/24/2021	<0.001	<0.001	<0.001	<0.001	<0.001	<0.001
8/24/2021		<0.001	<0.001			
8/25/2021	<0.001			0.00019 (J)	0.00022 (J)	<0.001
2/22/2022	<0.001					<0.001
2/23/2022		<0.001	<0.001	<0.001	<0.001	
8/2/2022						<0.001
8/3/2022	<0.001		<0.001	0.00021 (J)		
8/4/2022		<0.001			<0.001	
2/7/2023			<0.001			<0.001
2/8/2023	<0.001	<0.001		<0.001	<0.001	
8/1/2023	<0.001		<0.001		<0.001	
8/2/2023		<0.001		<0.001		<0.001
2/6/2024	<0.001			<0.001		
2/7/2024		0.00027 (J)	<0.001		<0.001	<0.001
8/13/2024	<0.001					
8/14/2024		<0.001	<0.001	<0.001	<0.001	<0.001
2/4/2025	<0.001		0.00034 (J)	<0.001	<0.001	<0.001
2/5/2025		<0.001				
Mean	0.0009817	0.0009309	0.0009352	0.0009	0.0009309	0.0009609
Std. Dev.	8.758E-05	0.0002299	0.0002162	0.0002646	0.0002291	0.0001877
Upper Lim.	0.001	0.001	0.001	0.001	0.001	0.001
Lower Lim.	0.00058	0.00027	0.00034	0.0003	0.00022	0.0001

ND substitution: RL or RL/2 if <15% NDs.

Confidence Interval

Constituent: Lithium (mg/L) Analysis Run 3/26/2025 3:34 PM View: Confidence Intervals

Plant McIntosh Client: Southern Company Data: McIntosh AP-1

	MGWC-1	MGWC-2	MGWC-3	MGWC-7	MGWC-8	MGWC-12	MGWC-20
5/5/2016				0.0586	0.0252 (J)		
5/6/2016	0.0128 (J)	<0.05	0.0113 (J)				
6/21/2016	0.0102 (J)	0.0047 (J)	0.0103 (J)	0.122	0.0228 (J)	0.0112 (J)	
8/15/2016				0.12	0.026		
8/16/2016	0.012	0.0043 (J)	0.01			0.014	
9/28/2016	0.012			0.12	0.026		
9/29/2016		0.0048 (J)	0.01			0.017	
11/16/2016	0.013	0.0058	0.014	0.13	0.031	0.016	
1/17/2017			0.014	0.14	0.032		
1/18/2017		0.0051				0.015	
1/19/2017	0.011						
3/2/2017	0.013	0.0061	0.013	0.13	0.031	0.015	
4/18/2017	0.0097		0.01	0.11	0.023		
4/19/2017		0.0042 (J)					
4/25/2017						0.013	
7/13/2017						0.014	
3/29/2018	0.017			0.17		0.032	
3/30/2018		0.008	0.017		0.058		
6/12/2018						0.019	
6/13/2018	0.0094	0.0054	0.011	0.12	0.035		
10/10/2018	0.011	0.0055	0.013	0.13	0.046	0.027	
12/5/2018				0.14	0.043	0.026	
12/6/2018	0.01	0.0066	0.015				0.0053
1/29/2019	0.0109	0.00537	0.0106	0.112	0.0361	0.0172	
3/26/2019	0.01	0.0051	0.012	0.12	0.043	0.02	
9/10/2019	0.012	0.0074	0.015	0.11	0.042	0.023	
1/28/2020				0.13		0.022	
1/29/2020	0.0096	0.0059	0.012		0.037		
3/10/2020	<0.025	0.0068	0.014	0.11	0.028	0.018	
9/16/2020		0.0055				0.025	
9/17/2020	0.0086		0.012	0.11	0.039		
1/26/2021	0.011	0.0066	0.014	0.12	0.032	0.021	
3/24/2021	0.013	0.0066	0.013	0.13	0.011	0.018	
8/24/2021		0.0062	0.012				
8/25/2021	0.0096			0.12	0.037	0.017	
2/22/2022	0.01					0.022	
2/23/2022		0.0066	0.013	0.13	0.028		0.0066
8/2/2022						0.026	
8/3/2022	0.01		0.013	0.13			
8/4/2022		0.0063			0.021		0.011
2/7/2023			0.014			0.024	
2/8/2023	0.01	0.0065		0.14	0.012		
8/1/2023	0.0084		0.011		0.012		
8/2/2023		0.0031 (J)		0.13		0.019	
2/6/2024	0.0084			0.12			
2/7/2024		0.0051	0.0081		0.0076	0.03	
8/13/2024	0.011						
8/14/2024		0.0065	0.012	0.15	0.007	0.022	
12/9/2024							0.0029 (J)
2/4/2025	0.016		0.017	0.16	0.012	0.031	0.01
2/5/2025		0.0087					
Mean	0.01115	0.006563	0.01255	0.1255	0.0287	0.02051	0.00716

ND substitution: RL or RL/2 if <15% NDs.

Confidence Interval

Constituent: Lithium (mg/L) Analysis Run 3/26/2025 3:34 PM View: Confidence Intervals
Plant McIntosh Client: Southern Company Data: McIntosh AP-1

	MGWC-1	MGWC-2	MGWC-3	MGWC-7	MGWC-8	MGWC-12	MGWC-20
Std. Dev.	0.002055	0.003798	0.002101	0.01963	0.01267	0.005584	0.003344
Upper Lim.	0.01211	0.0066	0.01353	0.1353	0.03462	0.02312	0.01276
Lower Lim.	0.01019	0.0051	0.01156	0.118	0.02278	0.0179	0.001556

Confidence Interval

Constituent: Mercury (mg/L) Analysis Run 3/26/2025 3:34 PM View: Confidence Intervals

Plant McIntosh Client: Southern Company Data: McIntosh AP-1

	MGWC-2	MGWC-3	MGWC-7	MGWC-8	MGWC-12
5/5/2016			<0.0002	<0.0002	
5/6/2016	<0.0002	<0.0002			
6/21/2016	<0.0002	<0.0002	<0.0002	<0.0002	<0.0002
8/15/2016			<0.0002	0.00015 (J)	
8/16/2016	7.8E-05 (J)	<0.0002			<0.0002
9/28/2016			<0.0002	<0.0002	
9/29/2016	<0.0002	<0.0002			<0.0002
11/16/2016	0.0001 (J)	7E-05 (J)	8E-05 (J)	0.00021	8.6E-05 (J)
1/17/2017		<0.0002	<0.0002	7.6E-05 (J)	
1/18/2017	<0.0002				<0.0002
3/2/2017	<0.0002	<0.0002	<0.0002	<0.0002	<0.0002
4/18/2017		<0.0002	<0.0002	0.00018 (J)	
4/19/2017	<0.0002				
4/25/2017					<0.0002
7/13/2017					<0.0002
3/29/2018			<0.0002		7.4E-05 (J)
3/30/2018	<0.0002	<0.0002		0.00013 (J)	
6/12/2018					<0.0002
6/13/2018	<0.0002	<0.0002	<0.0002	0.00074	
10/10/2018	<0.0002	<0.0002	<0.0002	0.00013 (J)	<0.0002
1/29/2019	<0.0002	<0.0002	<0.0002	<0.0002	<0.0002
1/28/2020			<0.0002		<0.0002
1/29/2020	<0.0002	<0.0002		0.00012 (J)	
3/10/2020	<0.0002	<0.0002	<0.0002	<0.0002	<0.0002
9/16/2020	<0.0002				<0.0002
9/17/2020		<0.0002	<0.0002	0.00014 (J)	
1/26/2021	<0.0002	<0.0002	<0.0002	0.0025	<0.0002
3/24/2021	<0.0002	<0.0002	<0.0002	<0.0002	<0.0002
8/24/2021	<0.0002	<0.0002			
8/25/2021			<0.0002	0.0041	<0.0002
10/26/2021				<0.0002	
2/22/2022					<0.0002
2/23/2022	<0.0002	<0.0002	<0.0002	0.00028	
8/2/2022					<0.0002
8/3/2022		<0.0002	<0.0002		
8/4/2022	<0.0002			0.00068	
2/7/2023		<0.0002			<0.0002
2/8/2023	<0.0002		<0.0002	0.00026	
8/1/2023		<0.0002		0.00014 (J)	
8/2/2023	<0.0002		<0.0002		<0.0002
2/6/2024			<0.0002		
2/7/2024	<0.0002	<0.0002		0.00052	<0.0002
8/14/2024	<0.0002	<0.0002	<0.0002	0.00051	<0.0002
2/4/2025		<0.0002	<0.0002	0.00084	<0.0002
2/5/2025	<0.0002				
Mean	0.0001911	0.0001948	0.0001952	0.0005118	0.0001904
Std. Dev.	3.09E-05	2.6E-05	2.4E-05	0.0008753	3.327E-05
Upper Lim.	0.0002	0.0002	0.0002	0.00051	0.0002
Lower Lim.	0.0001	7E-05	8E-05	0.00015	8.6E-05

ND substitution: RL or RL/2 if <15% NDs.

Confidence Interval

Constituent: Molybdenum (mg/L) Analysis Run 3/26/2025 3:34 PM View: Confidence Intervals

Plant McIntosh Client: Southern Company Data: McIntosh AP-1

	MGWC-1	MGWC-7	MGWC-8	MGWC-12
5/5/2016		0.00351 (J)	<0.015	
5/6/2016	0.0021 (J)			
6/21/2016	0.002 (J)	<0.015	<0.015	0.002 (J)
8/15/2016		<0.015	<0.015	
8/16/2016	0.0019 (J)			0.0012 (J)
9/28/2016	0.0018 (J)	<0.015	<0.015	
9/29/2016				0.0014 (J)
11/16/2016	<0.075	<0.015	<0.015	<0.015
1/17/2017		<0.015	<0.015	
1/18/2017				<0.015
1/19/2017	0.0011 (J)			
3/2/2017	0.0012 (J)	<0.015	<0.015	<0.015
4/18/2017	0.0013 (J)	<0.015	0.0037 (J)	
4/25/2017				<0.015
7/13/2017				<0.015
3/29/2018	0.0017 (J)	<0.015		<0.015
3/30/2018			<0.015	
6/12/2018				<0.015
6/13/2018	0.00087 (J)	<0.015	<0.015	
10/10/2018	<0.075	<0.015	<0.015	<0.015
1/29/2019	<0.075	<0.015	<0.015	<0.015
1/28/2020		<0.015		<0.015
1/29/2020	0.0015 (J)		<0.015	
3/10/2020	<0.075	<0.015	<0.015	<0.015
9/16/2020				0.0024 (J)
9/17/2020	0.0012 (J)	<0.015	<0.015	
1/26/2021	0.0016 (J)	<0.015	<0.015	<0.015
3/24/2021	0.0029 (J)	<0.015	<0.015	<0.015
8/25/2021	0.00088 (J)	<0.015	<0.015	<0.015
2/22/2022	0.0014 (J)			0.00064 (J)
2/23/2022		<0.015	<0.015	
8/2/2022				0.00093 (J)
8/3/2022	0.0011 (J)	<0.015		
8/4/2022			<0.015	
2/7/2023				<0.015
2/8/2023	0.0012 (J)	<0.015	<0.015	
8/1/2023	0.0012 (J)		<0.015	
8/2/2023		<0.015		<0.015
2/6/2024	0.00099 (J)	<0.015		
2/7/2024			<0.015	<0.015
8/13/2024	0.0011 (J)			
8/14/2024		<0.015	<0.015	<0.015
2/4/2025	0.0011 (J)	<0.015	<0.015	<0.015
Mean	0.01321	0.01454	0.01455	0.01174
Std. Dev.	0.02753	0.002298	0.00226	0.005923
Upper Lim.	0.002	0.015	0.015	0.015
Lower Lim.	0.0011	0.00351	0.0037	0.0024

ND substitution: RL or RL/2 if <15% NDs.

Confidence Interval

Constituent: Selenium (mg/L) Analysis Run 3/26/2025 3:34 PM View: Confidence Intervals

Plant McIntosh Client: Southern Company Data: McIntosh AP-1

	MGWC-1	MGWC-2	MGWC-3	MGWC-7	MGWC-8	MGWC-12
5/5/2016				<0.005	<0.005	
5/6/2016	<0.005	<0.005	<0.005			
6/21/2016	<0.005	<0.005	<0.005	<0.005	<0.005	<0.005
8/15/2016				<0.005	0.00033 (J)	
8/16/2016	<0.005	<0.005	<0.005			<0.005
9/28/2016	<0.005			<0.005	0.00038 (J)	
9/29/2016		<0.005	<0.005			<0.005
11/16/2016	<0.005	<0.005	<0.005	<0.005	<0.005	<0.005
1/17/2017			<0.005	<0.005	<0.005	
1/18/2017		<0.005				<0.005
1/19/2017	<0.005					
3/2/2017	<0.005	<0.005	<0.005	<0.005	<0.005	<0.005
4/18/2017	<0.005		<0.005	<0.005	0.0024	
4/19/2017		<0.005				
4/25/2017						<0.005
7/13/2017						<0.005
3/29/2018	0.0005 (J)			0.00026 (J)		0.00027 (J)
3/30/2018		0.00045 (J)	0.00044 (J)		0.00027 (J)	
6/12/2018						<0.005
6/13/2018	<0.005	<0.005	<0.005	<0.005	<0.005	
10/10/2018	0.00036 (J)	<0.005	<0.005	<0.005	0.00039 (J)	<0.005
1/29/2019	<0.005	<0.005	<0.005	<0.005	<0.005	<0.005
1/28/2020				<0.005		<0.005
1/29/2020	<0.005	<0.005	<0.005		<0.005	
1/26/2021	<0.005	<0.005	<0.005	<0.005	<0.005	<0.005
2/22/2022	<0.005					<0.005
2/23/2022		<0.005	<0.005	<0.005	<0.005	
8/2/2022						<0.005
8/3/2022	<0.005		<0.005	<0.005		
8/4/2022		<0.005			<0.005	
2/7/2023			<0.005			<0.005
2/8/2023	<0.005	<0.005		<0.005	<0.005	
8/1/2023	<0.005		<0.005		<0.005	
8/2/2023		<0.005		<0.005		<0.005
2/6/2024	<0.005			<0.005		
2/7/2024		<0.005	<0.005		<0.005	<0.005
8/13/2024	<0.005					
8/14/2024		<0.005	<0.005	<0.005	<0.005	<0.005
2/4/2025	<0.005		<0.005	<0.005	<0.005	<0.005
2/5/2025		<0.005				
Mean	0.004565	0.004783	0.004783	0.004774	0.003989	0.004775
Std. Dev.	0.001375	0.0009929	0.0009951	0.001034	0.001898	0.001032
Upper Lim.	0.005	0.005	0.005	0.005	0.005	0.005
Lower Lim.	0.0005	0.00045	0.00044	0.00026	0.0024	0.00027

ND substitution: RL or RL/2 if <15% NDs.

Confidence Interval

Constituent: Thallium (mg/L) Analysis Run 3/26/2025 3:34 PM View: Confidence Intervals

Plant McIntosh Client: Southern Company Data: McIntosh AP-1

	MGWC-1	MGWC-2	MGWC-3	MGWC-7	MGWC-8	MGWC-12
5/5/2016				<0.001	<0.001	
5/6/2016	<0.001	<0.001	<0.001			
6/21/2016	9E-05 (J)	<0.001	<0.001	<0.001	0.0001 (J)	<0.001
8/15/2016				<0.001	0.00016 (J)	
8/16/2016	<0.001	<0.001	<0.001			<0.001
9/28/2016	<0.001			<0.001	0.00014 (J)	
9/29/2016		<0.001	<0.001			<0.001
11/16/2016	<0.001	<0.001	<0.001	<0.001	9E-05 (J)	<0.001
1/17/2017			<0.001	<0.001	0.00016 (J)	
1/18/2017		<0.001				<0.001
1/19/2017	<0.001					
3/2/2017	<0.001	<0.001	<0.001	<0.001	0.00018 (J)	<0.001
4/18/2017	9.5E-05 (J)		<0.001	<0.001	0.00019 (J)	
4/19/2017		<0.001				
4/25/2017						<0.001
7/13/2017						<0.001
3/29/2018	0.00014 (J)			<0.001		<0.001
3/30/2018		<0.001	<0.001		0.00027 (J)	
6/12/2018						<0.001
6/13/2018	<0.001	<0.001	<0.001	<0.001	0.00027 (J)	
10/10/2018	<0.001	<0.001	<0.001	<0.001	0.00025 (J)	<0.001
1/29/2019	<0.001	<0.001	<0.001	<0.001	<0.001	<0.001
1/28/2020				<0.001		<0.001
1/29/2020	0.00032 (J)	0.00021 (J)	0.00037 (J)		0.00042 (J)	
3/10/2020	<0.001	<0.001	0.00016 (J)	<0.001	0.00025 (J)	0.00015 (J)
9/16/2020		<0.001				0.00027 (J)
9/17/2020	0.00016 (J)		<0.001	<0.001	0.00031 (J)	
1/26/2021	0.00016 (J)	<0.001	<0.001	0.00016 (J)	0.0003 (J)	<0.001
3/24/2021	<0.001	<0.001	<0.001	<0.001	<0.001	<0.001
8/24/2021		<0.001	<0.001			
8/25/2021	<0.001			<0.001	0.0004 (J)	<0.001
2/22/2022	<0.001					<0.001
2/23/2022		<0.001	<0.001	<0.001	<0.001	
8/2/2022						<0.001
8/3/2022	<0.001		<0.001	<0.001		
8/4/2022		<0.001			<0.001	
2/7/2023			<0.001			<0.001
2/8/2023	<0.001	<0.001		<0.001	<0.001	
8/1/2023	<0.001		<0.001		<0.001	
8/2/2023		<0.001		<0.001		<0.001
2/6/2024	<0.001			<0.001		
2/7/2024		<0.001	<0.001		<0.001	<0.001
8/13/2024	<0.001					
8/14/2024		<0.001	<0.001	<0.001	<0.001	<0.001
2/4/2025	<0.001		<0.001	<0.001	<0.001	<0.001
2/5/2025		<0.001				
Mean	0.0007986	0.0009684	0.0009412	0.0009664	0.0005396	0.0009368
Std. Dev.	0.0003678	0.000158	0.0002058	0.000168	0.0003911	0.0002194
Upper Lim.	0.001	0.001	0.001	0.001	0.001	0.001
Lower Lim.	0.00032	0.00021	0.00037	0.00016	0.00019	0.00027

ND substitution: RL or RL/2 if <15% NDs.

FIGURE J.

Appendix IV Trend Tests - Significant Results

Plant McIntosh Client: Southern Company Data: McIntosh AP-1 Printed 3/26/2025, 3:37 PM

Constituent	Well	Slope	Calc.	Critical	Sig.	N	%NDs	Normality	Alpha	Method
Lithium (mg/L)	**MGWA-6A (bg)**	**-0.0001217**	**-59**	**-45**	**Yes**	**16**	**62.5**	**n/a**	**0.05**	**NP**
Lithium (mg/L)	**MGWA-11 (bg)**	**0.001191**	**113**	**101**	**Yes**	**28**	**0**	**n/a**	**0.05**	**NP**

Appendix IV Trend Tests - All Results

Plant McIntosh Client: Southern Company Data: McIntosh AP-1 Printed 3/26/2025, 3:37 PM

Constituent	Well	Slope	Calc.	Critical	Sig.	N	%NDs	Normality	Alpha	Method
Lithium (mg/L)	MGWA-5 (bg)	0.0001505	52	101	No	28	3.571	n/a	0.05	NP
Lithium (mg/L)	MGWA-6 (bg)	0	61	101	No	28	82.14	n/a	0.05	NP
Lithium (mg/L)	**MGWA-6A (bg)**	**-0.0001217**	**-59**	**-45**	**Yes**	**16**	**62.5**	**n/a**	**0.05**	**NP**
Lithium (mg/L)	MGWA-10 (bg)	0.00005176	30	101	No	28	3.571	n/a	0.05	NP
Lithium (mg/L)	**MGWA-11 (bg)**	**0.001191**	**113**	**101**	**Yes**	**28**	**0**	**n/a**	**0.05**	**NP**
Lithium (mg/L)	MGWC-7	0.00164	78	101	No	28	0	n/a	0.05	NP

Sanitas™ v.10.0.24 Software licensed to Groundwater Stats Consulting. UG
Hollow symbols indicate censored values.

Sen's Slope Estimator

MGWA-5 (bg)

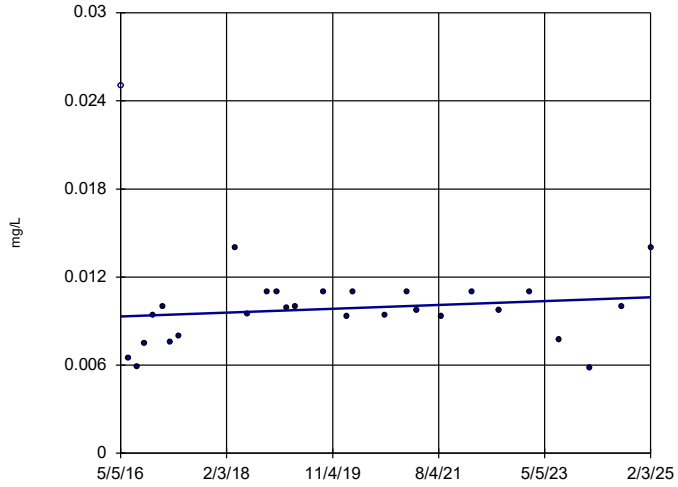

n = 28

Slope = 0.0001505 units per year.

Mann-Kendall statistic = 52
critical = 101

Trend not significant at 95% confidence level (α = 0.025 per tail).

Constituent: Lithium Analysis Run 3/26/2025 3:36 PM View: Appendix IV Trend Tests
Plant McIntosh Client: Southern Company Data: McIntosh AP-1

Sanitas™ v.10.0.24 Software licensed to Groundwater Stats Consulting. UG
Hollow symbols indicate censored values.

Sen's Slope Estimator

MGWA-6 (bg)

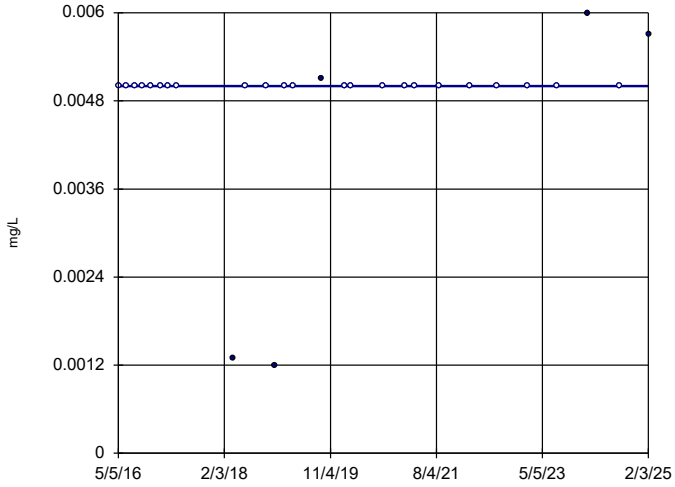

n = 28

Slope = 0 units per year.

Mann-Kendall statistic = 61
critical = 101

Trend not significant at 95% confidence level (α = 0.025 per tail).

Constituent: Lithium Analysis Run 3/26/2025 3:36 PM View: Appendix IV Trend Tests
Plant McIntosh Client: Southern Company Data: McIntosh AP-1

Sanitas™ v.10.0.24 Software licensed to Groundwater Stats Consulting. UG
Hollow symbols indicate censored values.

Sen's Slope Estimator

MGWA-6A (bg)

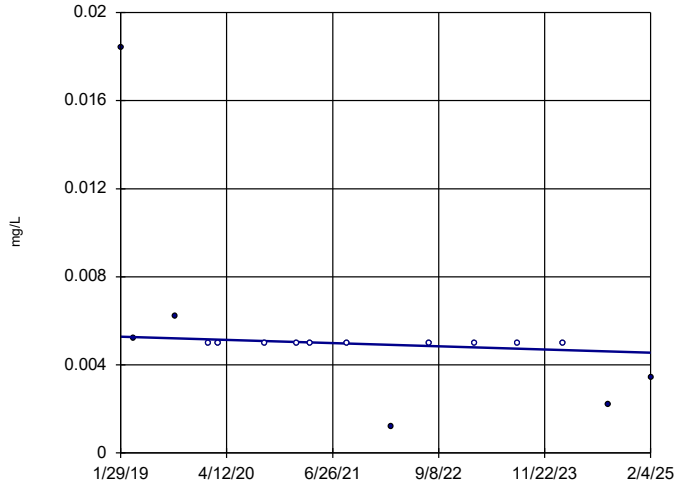

n = 16

Slope = -0.0001217 units per year.

Mann-Kendall statistic = -59
critical = -45

Decreasing trend significant at 95% confidence level (α = 0.025 per tail).

Constituent: Lithium Analysis Run 3/26/2025 3:36 PM View: Appendix IV Trend Tests
Plant McIntosh Client: Southern Company Data: McIntosh AP-1

Sanitas™ v.10.0.24 Software licensed to Groundwater Stats Consulting. UG
Hollow symbols indicate censored values.

Sen's Slope Estimator

MGWA-10 (bg)

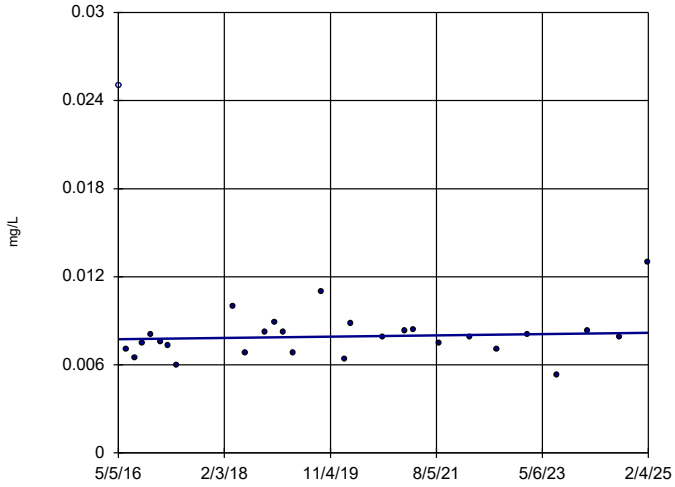

n = 28

Slope = 0.00005176 units per year.

Mann-Kendall statistic = 30
critical = 101

Trend not significant at 95% confidence level (α = 0.025 per tail).

Constituent: Lithium Analysis Run 3/26/2025 3:36 PM View: Appendix IV Trend Tests
Plant McIntosh Client: Southern Company Data: McIntosh AP-1

Sanitas™ v.10.0.24 Software licensed to Groundwater Stats Consulting. UG

Sen's Slope Estimator

MGWA-11 (bg)

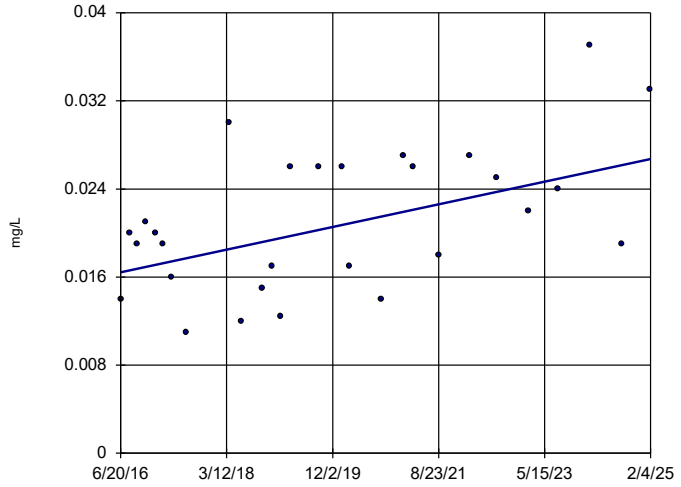

n = 28

Slope = 0.001191 units per year.

Mann-Kendall statistic = 113 critical = 101

Increasing trend significant at 95% confidence level (α = 0.025 per tail).

Constituent: Lithium Analysis Run 3/26/2025 3:36 PM View: Appendix IV Trend Tests

Plant McIntosh Client: Southern Company Data: McIntosh AP-1

Sanitas™ v.10.0.24 Software licensed to Groundwater Stats Consulting. UG

Sen's Slope Estimator

MGWC-7

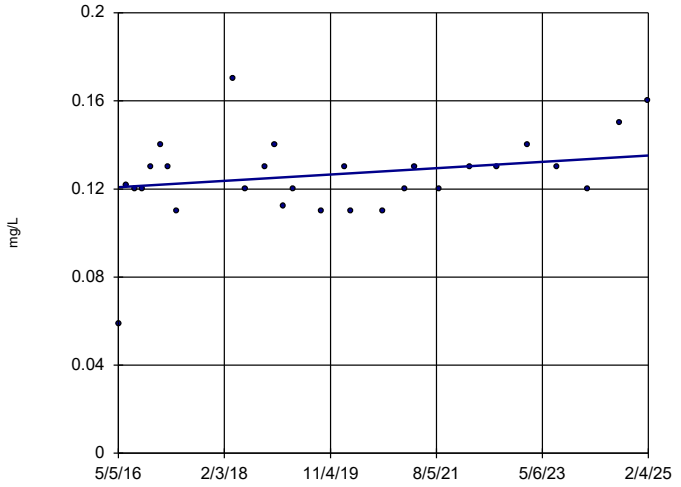

n = 28

Slope = 0.00164 units per year.

Mann-Kendall statistic = 78 critical = 101

Trend not significant at 95% confidence level (α = 0.025 per tail).

Constituent: Lithium Analysis Run 3/26/2025 3:36 PM View: Appendix IV Trend Tests

Plant McIntosh Client: Southern Company Data: McIntosh AP-1

APPENDIX B

Statistical Analysis Reports
August 2025 Monitoring Event

GROUNDWATER STATS CONSULTING

January 30, 2026

Southern Company Services
Attn: Mr. Kevin Stephenson
241 Ralph McGill Blvd NE, Bin 10160
Atlanta, Georgia 30308

Re: Plant McIntosh Ash Pond 1 (AP-1)
Background Update & Statistical Analysis August 2025

Dear Mr. Stephenson,

Groundwater Stats Consulting, formerly the statistical consulting division of Sanitas Technologies, is pleased to provide the August 2025 Semi-Annual Groundwater Detection and Assessment Monitoring background update and statistical analysis for Georgia Power Company's Plant McIntosh AP-1. The analysis complies with the federal rule for the Disposal of Coal Combustion Residuals from Electric Utilities (CCR Rule, 2015), the Georgia Environmental Protection Division (EPD) Rules for Solid Waste Management Chapter 391-3-4-.10, and follows the United States Environmental Protection Agency (USEPA) Unified Guidance (2009).

Sampling for the Appendix III and IV parameters began in 2016, and at least 8 background samples were collected at each of the groundwater monitoring wells. Sampling is conducted on a semi-annual basis for all constituents. A list of all parameters is provided below.

The monitoring well network, as provided by Southern Company Services, consists of the following:

- **Upgradient well:** MGWA-5, MGWA-6, MGWA-6A, MGWA-10, and MGWA-11
- **Downgradient wells:** MGWC-1, MGWC-2, MGWC-3, MGWC-7, MGWC-8, and MGWC-12
- **Assessment wells:** MGWC-19 and MGWC-20

Note that assessment wells MGWC-19 and MGWC-20 were previously designated as piezometers. Data from assessment wells are plotted on time series and box plots, and Appendix IV parameters are evaluated with confidence intervals for assessment wells when a minimum of 4 samples are available. Currently, cobalt and lithium at well MGWC-20 have sufficient samples for confidence intervals.

Data were sent electronically to Groundwater Stats Consulting, and the statistical analysis was reviewed by Andrew Collins, Project Manager for Groundwater Stats Consulting.

The Coal Combustion Residuals (CCR) program consists of the following constituents:

- **Appendix III** (Detection Monitoring) **-** boron, calcium, chloride, fluoride, pH, sulfate, and TDS
- **Appendix IV** (Assessment Monitoring) **–** antimony, arsenic, barium, beryllium, cadmium, chromium, cobalt, combined radium 226 + 228 fluoride, lead, lithium, mercury, molybdenum, selenium, and thallium

Note that when there are no detections present in downgradient wells for a given constituent, statistical analyses are not required. A summary of Appendix IV downgradient well/constituent pairs containing 100% non-detects follows this letter.

Time series plots for Appendix III and IV parameters at all wells are provided for the purpose of screening data at these wells (Figure A). Additionally, a separate section of box plots is included for all constituents at upgradient and downgradient wells (Figure B). The time series plots are used to initially screen for suspected outliers and trends, while the box plots provide visual representation of variation within individual wells and between all wells. Values in background which have been flagged as outliers may be seen in a lighter font and as a disconnected symbol on the graphs. A summary of flagged outliers follows this report (Figure C).

In earlier analyses, data at all wells were evaluated for the following: 1) outliers; 2) trends; 3) most appropriate statistical method for Appendix III parameters based on site characteristics of groundwater data upgradient of the facility; and 4) eligibility of downgradient wells when intrawell statistical methods are recommended. Power curves were provided with the previous screening and demonstrated that the selected statistical methods for Appendix III parameters comply with the USEPA Unified Guidance. The EPA suggests the selected statistical method should provide at least 55% power at 3 standard deviations or at least 80% power at 4 standard deviations.

The original background screening was conducted in 2017 by MacStat Consulting. Values identified as outliers were flagged in the database and excluded prior to construction of statistical limits. Both intrawell and interwell prediction limits, combined with a 1-of-2 resample plan, were originally recommended. The Analysis of Variance (ANOVA) was used to statistically evaluate differences in average concentrations among upgradient wells, which assists in identifying the most appropriate statistical approach.

Interwell tests, which compare downgradient well data to statistical limits constructed from pooled upgradient well data, are appropriate when average concentrations are similar across upgradient wells. Intrawell tests, which compare compliance data from a single well to screened historical data within the same well, are appropriate when upgradient wells exhibit spatial variation; when statistical limits constructed from upgradient wells would not be conservative from a regulatory perspective; and when downgradient water quality is unimpacted compared to upgradient water quality for the same parameter. While data were further tested for intrawell eligibility during the screening, interwell methods will be used for all Appendix III constituents in accordance with Georgia EPD requirements.

Summary of Statistical Methods – Appendix III Parameters

Based on the earlier evaluation described above, the following method was selected:

- Interwell prediction limits, combined with a 1-of-2 resample plan for boron, calcium, chloride, fluoride, pH, sulfate, and TDS

Parametric prediction limits are utilized when the screened historical data follow a normal or transformed-normal distribution. When data cannot be normalized or the majority of data are non-detects, a nonparametric test is utilized. While the false positive rate associated with the parametric limits is based on an annual 10% (5% per semi-annual event) as recommended by the EPA Unified Guidance (2009), the false positive rate associated with the nonparametric limits is dependent upon the available background sample size, number of future comparisons, and verification resample plan. The distribution of data is tested using the Shapiro-Wilk/Shapiro-Francia test for normality. After testing for normality and performing any adjustments as discussed below (US EPA, 2009), data are analyzed using either parametric or non-parametric prediction limits.

- No statistical analyses are required on wells and analytes containing 100% non-detects (USEPA Unified Guidance, 2009, Chapter 6).
- When data contain <15% non-detects, simple substitution of one-half the reporting limit is utilized in the statistical analysis. The reporting limit utilized for

non-detects is the most recent practical quantification limit (PQL) as reported by the laboratory.

- When data contain between 15-50% non-detects, the Kaplan-Meier non-detect adjustment is applied to the background data for parametric limits. This technique adjusts the mean and standard deviation of the historical concentrations to account for concentrations below the reporting limit.
- Nonparametric prediction limits are used on data containing greater than 50% non-detects.

Natural systems continuously evolve due to physical changes made to the environment. Examples include capping a landfill, paving areas near a well, or lining a drainage channel to prevent erosion. Periodic updating of background statistical limits is necessary to accommodate these types of changes. In the interwell case, prediction limits are updated with upgradient well data during each event after careful screening for any new outliers. In some cases, deselecting the earlier portion of data may be necessary prior to construction of limits so that resulting statistical limits are conservative (lower) from a regulatory perspective and capable of rapidly detecting changes in groundwater quality. Even though the data are excluded from the calculation, the values will continue to be reported and shown in tables and graphs.

Summary of Background Update Conducted in Fall 2025 – Appendix III & IV

Outlier Analysis

Time series plots were used to identify suspected outliers, or extreme values that would result in limits that are not representative of the current background data population. Suspected outliers at upgradient wells for Appendix III and Appendix IV parameters were formally tested using Tukey's box plot method and, when identified, flagged in the computer database with "o" and deselected prior to construction of statistical limits. When the most recent value is identified as an outlier, values are often not flagged in the database at this time as the measurements may represent a possible trend. If future values do not remain at similar concentrations, these values will be flagged as outliers and deselected.

Tukey's outlier test identified values for arsenic, barium, boron, chloride, cobalt, combined radium 226 + 228, fluoride, lithium, sulfate, and TDS. Any values identified by Tukey's, but not flagged in the database, appeared representative of remaining concentrations among pooled upgradient data or were below the respective Maximum Containment Level (MCL). Previously flagged values were confirmed using the Tukey's outlier test to evaluate pooled upgradient well data (Figure C) and visual screening with time series plots. When any

values are flagged in the database as outliers, the measurements are plotted in a disconnected and lighter symbol on the time series graph. The accompanying data pages display the flagged value in a lighter font as well.

Seasonality

No obvious seasonal patterns were observed on the time series plots for any of the detected data; therefore, no deseasonalizing adjustments were made to the data. When seasonal patterns are observed, data may be deseasonalized so that the resulting limits will correctly account for the seasonality as a predictable pattern rather than random variation or a release.

Trend Test Evaluation

While trends can be identified by visual inspection, a quantification of the trend and its statistical significance is needed. The Sen's Slope/Mann Kendall trend test was used to evaluate all data at each upgradient well to identify statistically significant increasing or decreasing trends at 99% for Appendix III parameters and at 95% for Appendix IV parameters (Figure D). In the absence of suspected contamination, significant trending data are typically not included as part of the background data used for construction of prediction limits. This step serves to eliminate the trend and, thus, reduce variation in background. When statistically significant decreasing trends are present, all available data are evaluated to determine whether earlier concentration levels are significantly different than current reported concentrations and will be deselected as necessary. When any records of data are truncated for the reasons above, a summary report will be provided to show the date ranges used in construction of the statistical limits. The following statistically significant trends were identified at upgradient wells:

Appendix III

Increasing:

- None

Decreasing:

- Boron: MGWA-6
- Calcium: MGWA-10
- Chloride: MGWA-5, MGWA-6, and MGWA-6A
- Sulfate: MGWA-5, MGWA-6, and MGWA-10

Appendix IV

Increasing:

- Arsenic: MGWA-11
- Chromium: MGWA-10
- Combined Radium: MGWA-11
- Lithium: MGWA-11

Decreasing:

- Arsenic: MGWA-6
- Barium: MGWA-6, MGWA-6A, and MGWA-10

Although the results of the trend analyses showed statistically significant decreasing and increasing trends at individual upgradient wells for the Appendix III and IV parameters, the magnitudes of several of the trends noted were relatively low compared to average pooled upgradient concentrations. Additionally, many of the well/constituent pairs with statistically significant trends did not require truncation because truncating earlier measurements would have no bearing on resulting statistical limits that are constructed using pooled upgradient well data. If the observed decreasing or increasing trends persist over a longer time frame and influence resulting statistical limits, some records may require truncation.

An exception is for arsenic in upgradient well MGWA-6. The record was truncated in previous analyses in order to remove the influence of the trend and use more recent and steady measurements (USEPA Unified Guidance, 2009, Chapter 5). This results in a limit that is more readily capable of detecting changes in groundwater quality in downgradient and assessment wells.

Statistical Analysis of Appendix III Parameters – August 2025

All Appendix III parameters were analyzed using interwell prediction limits. Background (upgradient) well data were reassessed for potential outliers during this analysis. When values in background have been flagged as outliers, the measurements may be seen in a lighter font and as a disconnected symbol on the time series graphs. Previously flagged measurements were confirmed and no additional values were flagged as outliers during this analysis. A summary of flagged values follows this report (Figure C).

Interwell Prediction Limits

Interwell prediction limits, combined with a 1-of-2 resample plan, were constructed using all historical upgradient well data through August 2025 (Figure E). Interwell prediction limits pool upgradient well data to establish a background limit for an individual

constituent. The August 2025 sample from each downgradient well is compared to the background limit to determine whether initial exceedances are present.

In the event of an initial exceedance of compliance well data, the 1-of-2 resample plan allows for collection of one additional sample to determine whether the initial exceedance is confirmed. When a resample confirms the initial exceedance, a statistically significant increase is identified and further research would be required to identify the cause of the exceedance (i.e., impact from the site, natural variation, or an off-site source). If the resample falls within the statistical limit, the initial exceedance is considered to be a false positive result and, therefore, no exceedance is noted and no further action is necessary. If no resample is collected, the original result is considered a confirmed exceedance. A summary table of the interwell prediction limits follows this letter and includes a list of exceedances. Exceedances were identified for the following well/constituent pairs:

- Boron: MGWC-1, MGWC-2, MGWC-3, MGWC-7, and MGWC-8
- Chloride: MGWC-1 and MGWC-2
- Fluoride: MGWC-7 and MGWC-12
- Sulfate: MGWC-1, MGWC-2, MGWC-3, MGWC-7, and MGWC-8
- TDS: MGWC-1, MGWC-2, MGWC-3, MGWC-7, and MGWC-8

Trend Test Evaluation – Appendix III

When prediction limit exceedances are identified in downgradient wells, data are further evaluated using the Sen's Slope/Mann Kendall trend test to determine whether concentrations are statistically increasing, decreasing, or stable at the 99% confidence level (Figure F). Upgradient wells are included in the trend analyses for all parameters found to exceed their prediction limit in downgradient wells to identify whether similar patterns exist upgradient of the site, which is an indication of variability in groundwater unrelated to practices at the site. A summary of the trend test results follows this letter. Statistically significant trends were noted for the following well/constituent pairs:

Increasing
- Boron: MGWC-1, MGWC-7, and MGWC-8
- Sulfate: MGWC-7 and MGWC-8
- TDS: MGWC-7 and MGWC-8

Decreasing
- Boron: MGWA-6 (upgradient), MGWC-2, and MGWC-3
- Chloride: MGWA-5, MGWA-6, MGWA-6A (all upgradient), and MGWC-2
- Sulfate: MGWA-5, MGWA-6, MGWA-10 (all upgradient), and MGWC-2
- TDS: MGWC-2

Statistical Methods – Appendix IV Parameters

Appendix IV parameters are evaluated by statistically comparing the mean or median of each downgradient well/constituent pair against corresponding Groundwater Protection Standards (GWPS). The GWPS may be either regulatory (MCL or CCR rule-specified limits) or site-specific limits that are based on upgradient background groundwater quality. Site-specific background limits are determined using tolerance limits, and the comparison of downgradient means or medians to GWPS is performed using confidence intervals. Confidence intervals are provided for Appendix IV well/constituent pairs with detections and with current reported data. The methods are described below.

Statistical Analysis of Appendix IV Parameters – August 2025

For Appendix IV parameters, confidence intervals for each downgradient well/constituent pair were compared against corresponding Groundwater Protection Standards (GWPS). GWPS were developed as described below. Well/constituent pairs that contain 100% non-detects do not require analysis. Data from upgradient wells for Appendix IV parameters are reassessed for outliers during each analysis.

As mentioned above, during previous analyses high concentrations from May 2016 through April 2017 for arsenic at upgradient well MGWA-6 were deselected prior to calculating an interwell upper tolerance limit. These historical measurements were considerably higher than more recent measurements (as may be seen on the time series graph) as well as at neighboring upgradient wells. Deselecting these measurements results in a more conservative (i.e., lower) statistical limit from a regulatory perspective. Trend tests using both the full and the truncated records for arsenic at well MGWA-6 follows this letter.

All background data will be re-evaluated for upgradient wells during the next analysis. A summary of these background date ranges follows this letter. No additional values were flagged as outliers during this analysis and a summary of previously flagged outliers follows this report (Figure C).

Interwell Upper Tolerance Limits

Interwell upper tolerance limits were used to calculate the site-specific background limits from pooled upgradient well data through the current sample event for Appendix IV constituents (Figure G). Parametric tolerance limits are calculated, with a target of 95% confidence and 95% coverage, when data follow a normal or transformed-normal distribution, such as for combined radium 226 + 228. When data contained greater than

50% non-detects or did not follow a normal or transformed-normal distribution, non-parametric tolerance limits were constructed using the highest background measurement. The confidence and coverage levels for nonparametric tolerance limits are dependent upon the number of background samples.

Groundwater Protection Standards

The background limits were then used when determining the groundwater protection standard (GWPS) under 40 CFR §257.95(h) and Georgia EPD Rule 391-3-4-.10(6)(a). On July 30, 2018, US EPA revised the Federal CCR rule updating GWPS for cobalt, lead, lithium, and molybdenum as described above in 40 CFR §257.95(h)(2). Effective on February 22, 2022, Georgia EPD incorporated the updated GWPS into the current Georgia EPD Rules for Solid Waste Management 391-3-4-.10(6)(a). In accordance with the updated Rules, the GWPS is:

- The maximum contaminant level (MCL) established under §141.62 and §141.66 of this title
- Where an MCL has not been established for a constituent, Federal and State CCR Rules specify levels for cobalt (0.006 mg/L), lead (0.015 mg/L), lithium (0.040 mg/L), and molybdenum (0.100 mg/L)
- The respective background level for a constituent when the background level is higher than the MCL or Federal CCR Rule identified GWPS

Following Georgia EPD Rule requirements and the Federal CCR requirements, GWPS were established for statistical comparison of Appendix IV constituents for this sample event (Figure H).

Confidence Intervals

To complete the statistical comparison of downgradient well data to GWPS, confidence intervals were constructed for the Appendix IV constituents in each downgradient well with at least 8 samples and in each assessment well with at least 4 samples using all available data through August 2025.

The Sanitas software was used to calculate the confidence intervals, either parametric or nonparametric, depending on the data distribution and percentage of non-detects. When data followed a normal or transformed-normal distribution, parametric confidence intervals were used for Appendix IV parameters. Nonparametric confidence intervals, which use the largest and smallest order statistics depending on the sample size as interval limits, were constructed when data did not follow a normal or transformed-normal distribution or when there were greater than 50% non-detects. The lower confidence limit,

which is constructed with 99% confidence for parametric confidence intervals, is compared to the GWPS prepared as described above. The confidence level associated with nonparametric confidence intervals is dependent upon the number of samples available.

Only when the entire confidence interval is above a GWPS is the downgradient well/constituent pair considered to exceed its respective standard. If there is an exceedance of the GWPS, a statistically significant level (SSL) exceedance is identified. Note that due to a statistically significant decreasing trend for cobalt at downgradient well MGWC-7 with the majority of more recent data reported below the GWPS, only the most recent 8 observations were used to construct a confidence interval (USEPA Unified Guidance, 2009, Chapter 7). Trend tests using both the full and truncated records follow this report (Figure I). Summaries of the confidence intervals follow this letter (Figure J) and exceedances were identified for the following well/constituent pairs:

- Lithium: MGWC-7

Trend Test Evaluation – Appendix IV

Data at wells with confidence interval exceedances are further evaluated using the Sen's Slope/Mann Kendall trend test at the 95% confidence level to determine whether concentrations are statistically increasing, decreasing, or stable (Figure K). Although the trend tests for Assessment monitoring pairs were previously evaluated using 99% confidence, the 95% confidence level more rapidly identifies statistically significant trends. Additionally, the 95% confidence level is recommended in cases with limited sample sizes and, particularly, for new assessment wells. Upgradient wells are included in the trend analyses to identify whether similar patterns exist upgradient of the site for the same constituents. When trends are present in upgradient wells, it is an indication of variability in groundwater quality unrelated to practices at the site. A summary of the Appendix IV trend test results follows this letter and a statistically significant trend was identified for the following well/constituent pair:

Increasing
- Lithium: MGWA-11 (upgradient)

Decreasing
- None

Summary

Observations from the August 2025 sample event at McIntosh AP-1 were compared to established interwell prediction limits for all Appendix III constituents. Exceedances were identified for the following well/constituent pairs:

- Boron: MGWC-1, MGWC-2, MGWC-3, MGWC-7, and MGWC-8
- Chloride: MGWC-1 and MGWC-2
- Fluoride: MGWC-7 and MGWC-12
- Sulfate: MGWC-1, MGWC-2, MGWC-3, MGWC-7, and MGWC-8
- TDS: MGWC-1, MGWC-2, MGWC-3, MGWC-7, and MGWC-8

When confidence intervals were constructed on downgradient wells for Appendix IV constituents and compared to respective GWPS, the following exceedances were identified:

- Lithium: MGWC-7

Thank you for the opportunity to assist you in the statistical analysis of groundwater quality for Plant McIntosh AP-1. If you have any questions or comments, please feel free to contact us.

For Groundwater Stats Consulting,

Abdul Diane
Groundwater Analyst

Andrew T. Collins
Project Manager

Table of Contents

Summary Tables	13
Figure A. Time Series	36
Figure B. Box Plots	109
Figure C. Outlier Summary & Tukey's Outlier Tests	121
Figure D. Appendix III & IV Trend Tests - Upgradient Wells	131
Figure D. Arsenic MGWA-6 Trend Tests	165
Figure E. Interwell Prediction Limits	169
Figure F. Appendix III Trend Tests - Prediction Limit Exceedances	202
Figure G. Upper Tolerance Limits	216
Figure H. Groundwater Protection Standards	226
Figure I. Cobalt MGWC-7 Trend Tests	228
Figure J. Confidence Intervals	233
Figure K. Appendix IV Trend Tests - Confidence Interval Exceedances	261

Summary Tables

Sanitas™ v.10.0.27g Software licensed to Groundwater Stats Consulting. UG

Date Ranges

Date: 9/26/2025 11:54 AM

Plant McIntosh Client: Southern Company Data: McIntosh AP-1

Arsenic (mg/L)
MGWA-6 overall:3/29/2018-8/5/2025
Cobalt (mg/L)
MGWC-7 overall:2/23/2022-8/6/2025

Sanitas™ v.10.0.27 Software licensed to Groundwater Stats Consulting. UG

100% Non-Detects: Appendix IV Downgradient & Assessment

Analysis Run 9/23/2025 12:16 PM View: Confidence Intervals
Plant McIntosh Client: Southern Company Data: McIntosh AP-1

Antimony (mg/L)
MGWC-2, MGWC-8, MGWC-19, MGWC-20

Beryllium (mg/L)
MGWC-2, MGWC-7, MGWC-12, MGWC-19, MGWC-20

Cadmium (mg/L)
MGWC-3, MGWC-12, MGWC-19

Chromium (mg/L)
MGWC-19, MGWC-20

Cobalt (mg/L)
MGWC-19

Lead (mg/L)
MGWC-19, MGWC-20

Mercury (mg/L)
MGWC-1, MGWC-19, MGWC-20

Molybdenum (mg/L)
MGWC-2, MGWC-3, MGWC-20

Selenium (mg/L)
MGWC-19

Thallium (mg/L)
MGWC-19, MGWC-20

Appendix III - Upgradient Wells Trend Tests - Significant Results

Plant McIntosh Client: Southern Company Data: McIntosh AP-1 Printed 9/23/2025, 11:05 AM

Constituent	Well	Slope	Calc.	Critical	Sig.	N	%NDs	Normality	Xform	Alpha	Method
Boron (mg/L)	**MGWA-6 (bg)**	**-0.01515**	**-209**	**-111**	**Yes**	**25**	**20**	**n/a**	**n/a**	**0.01**	**NP**
Calcium (mg/L)	**MGWA-10 (bg)**	**-0.2765**	**-143**	**-111**	**Yes**	**25**	**0**	**n/a**	**n/a**	**0.01**	**NP**
Chloride (mg/L)	**MGWA-5 (bg)**	**-0.1409**	**-159**	**-111**	**Yes**	**25**	**4**	**n/a**	**n/a**	**0.01**	**NP**
Chloride (mg/L)	**MGWA-6 (bg)**	**-0.9207**	**-248**	**-111**	**Yes**	**25**	**0**	**n/a**	**n/a**	**0.01**	**NP**
Chloride (mg/L)	**MGWA-6A (bg)**	**-0.2025**	**-65**	**-53**	**Yes**	**15**	**0**	**n/a**	**n/a**	**0.01**	**NP**
Sulfate (mg/L)	**MGWA-5 (bg)**	**-0.5297**	**-207**	**-111**	**Yes**	**25**	**4**	**n/a**	**n/a**	**0.01**	**NP**
Sulfate (mg/L)	**MGWA-6 (bg)**	**-1.93**	**-208**	**-111**	**Yes**	**25**	**0**	**n/a**	**n/a**	**0.01**	**NP**
Sulfate (mg/L)	**MGWA-10 (bg)**	**-0.09572**	**-153**	**-111**	**Yes**	**25**	**36**	**n/a**	**n/a**	**0.01**	**NP**

Appendix III - Upgradient Wells Trend Tests - All Results

Plant McIntosh Client: Southern Company Data: McIntosh AP-1 Printed 9/23/2025, 11:05 AM

Constituent	Well	Slope	Calc.	Critical	Sig.	N	%NDs	Normality	Xform	Alpha	Method
Boron (mg/L)	MGWA-5 (bg)	0	-1	-111	No	25	72	n/a	n/a	0.01	NP
Boron (mg/L)	**MGWA-6 (bg)**	**-0.01515**	**-209**	**-111**	**Yes**	**25**	**20**	**n/a**	**n/a**	**0.01**	**NP**
Boron (mg/L)	MGWA-6A (bg)	0	-24	-53	No	15	53.33	n/a	n/a	0.01	NP
Boron (mg/L)	MGWA-10 (bg)	0	74	111	No	25	72	n/a	n/a	0.01	NP
Boron (mg/L)	MGWA-11 (bg)	0	-12	-111	No	25	52	n/a	n/a	0.01	NP
Calcium (mg/L)	MGWA-5 (bg)	-0.1504	-56	-111	No	25	0	n/a	n/a	0.01	NP
Calcium (mg/L)	MGWA-6 (bg)	0	53	111	No	25	0	n/a	n/a	0.01	NP
Calcium (mg/L)	MGWA-6A (bg)	2.688	52	53	No	15	0	n/a	n/a	0.01	NP
Calcium (mg/L)	**MGWA-10 (bg)**	**-0.2765**	**-143**	**-111**	**Yes**	**25**	**0**	**n/a**	**n/a**	**0.01**	**NP**
Calcium (mg/L)	MGWA-11 (bg)	0.3959	68	118	No	26	0	n/a	n/a	0.01	NP
Chloride (mg/L)	**MGWA-5 (bg)**	**-0.1409**	**-159**	**-111**	**Yes**	**25**	**4**	**n/a**	**n/a**	**0.01**	**NP**
Chloride (mg/L)	**MGWA-6 (bg)**	**-0.9207**	**-248**	**-111**	**Yes**	**25**	**0**	**n/a**	**n/a**	**0.01**	**NP**
Chloride (mg/L)	**MGWA-6A (bg)**	**-0.2025**	**-65**	**-53**	**Yes**	**15**	**0**	**n/a**	**n/a**	**0.01**	**NP**
Chloride (mg/L)	MGWA-10 (bg)	0.02133	43	111	No	25	0	n/a	n/a	0.01	NP
Chloride (mg/L)	MGWA-11 (bg)	-0.03648	-48	-118	No	26	0	n/a	n/a	0.01	NP
Fluoride (mg/L)	MGWA-5 (bg)	-0.0001529	-29	-124	No	27	22.22	n/a	n/a	0.01	NP
Fluoride (mg/L)	MGWA-6 (bg)	-3.8e-10	-33	-124	No	27	29.63	n/a	n/a	0.01	NP
Fluoride (mg/L)	MGWA-6A (bg)	0.005624	39	58	No	16	25	n/a	n/a	0.01	NP
Fluoride (mg/L)	MGWA-10 (bg)	0	10	124	No	27	70.37	n/a	n/a	0.01	NP
Fluoride (mg/L)	MGWA-11 (bg)	-0.004242	-71	-124	No	27	14.81	n/a	n/a	0.01	NP
pH, Field (SU)	MGWA-5 (bg)	0.01023	53	152	No	31	0	n/a	n/a	0.01	NP
pH, Field (SU)	MGWA-6 (bg)	0.002454	13	152	No	31	0	n/a	n/a	0.01	NP
pH, Field (SU)	MGWA-6A (bg)	0.03611	48	68	No	18	0	n/a	n/a	0.01	NP
pH, Field (SU)	MGWA-10 (bg)	-0.0275	-112	-152	No	31	0	n/a	n/a	0.01	NP
pH, Field (SU)	MGWA-11 (bg)	0.01313	63	152	No	31	0	n/a	n/a	0.01	NP
Sulfate (mg/L)	**MGWA-5 (bg)**	**-0.5297**	**-207**	**-111**	**Yes**	**25**	**4**	**n/a**	**n/a**	**0.01**	**NP**
Sulfate (mg/L)	**MGWA-6 (bg)**	**-1.93**	**-208**	**-111**	**Yes**	**25**	**0**	**n/a**	**n/a**	**0.01**	**NP**
Sulfate (mg/L)	MGWA-6A (bg)	0.3028	32	53	No	15	0	n/a	n/a	0.01	NP
Sulfate (mg/L)	**MGWA-10 (bg)**	**-0.09572**	**-153**	**-111**	**Yes**	**25**	**36**	**n/a**	**n/a**	**0.01**	**NP**
Sulfate (mg/L)	MGWA-11 (bg)	0.08405	72	118	No	26	23.08	n/a	n/a	0.01	NP
TDS (mg/L)	MGWA-5 (bg)	0	2	111	No	25	0	n/a	n/a	0.01	NP
TDS (mg/L)	MGWA-6 (bg)	-1.904	-60	-111	No	25	0	n/a	n/a	0.01	NP
TDS (mg/L)	MGWA-6A (bg)	0	7	53	No	15	0	n/a	n/a	0.01	NP
TDS (mg/L)	MGWA-10 (bg)	-0.9783	-38	-111	No	25	0	n/a	n/a	0.01	NP
TDS (mg/L)	MGWA-11 (bg)	4.862	95	111	No	25	0	n/a	n/a	0.01	NP

Appendix IV - Upgradient Wells Trend Tests - Significant Results

Plant McIntosh Client: Southern Company Data: McIntosh AP-1 Printed 9/24/2025, 10:24 AM

Constituent	Well	Slope	Calc.	Critical	Sig.	N	%NDs	Normality	Xform	Alpha	Method
Arsenic (mg/L)	**MGWA-6 (bg)**	**-0.002072**	**-198**	**-106**	**Yes**	**29**	**0**	**n/a**	**n/a**	**0.05**	**NP**
Arsenic (mg/L)	**MGWA-11 (bg)**	**0.0001234**	**115**	**101**	**Yes**	**28**	**7.143**	**n/a**	**n/a**	**0.05**	**NP**
Barium (mg/L)	**MGWA-6 (bg)**	**-0.003367**	**-279**	**-101**	**Yes**	**28**	**0**	**n/a**	**n/a**	**0.05**	**NP**
Barium (mg/L)	**MGWA-6A (bg)**	**-0.001754**	**-68**	**-49**	**Yes**	**17**	**0**	**n/a**	**n/a**	**0.05**	**NP**
Barium (mg/L)	**MGWA-10 (bg)**	**-0.0009541**	**-207**	**-101**	**Yes**	**28**	**0**	**n/a**	**n/a**	**0.05**	**NP**
Chromium (mg/L)	**MGWA-10 (bg)**	**0.0002444**	**167**	**90**	**Yes**	**26**	**0**	**n/a**	**n/a**	**0.05**	**NP**
Combined Radium 226 + 228 (pCi/L)	**MGWA-11 (bg)**	**0.05838**	**115**	**101**	**Yes**	**28**	**0**	**n/a**	**n/a**	**0.05**	**NP**
Lithium (mg/L)	**MGWA-11 (bg)**	**0.001195**	**136**	**106**	**Yes**	**29**	**0**	**n/a**	**n/a**	**0.05**	**NP**

Appendix IV - Upgradient Wells Trend Tests - All Results

Plant McIntosh Client: Southern Company Data: McIntosh AP-1 Printed 9/24/2025, 10:24 AM

Constituent	Well	Slope	Calc.	Critical	Sig.	N	%NDs	Normality	Xform	Alpha	Method
Antimony (mg/L)	MGWA-5 (bg)	0	23	81	No	24	95.83	n/a	n/a	0.05	NP
Antimony (mg/L)	MGWA-6 (bg)	0	21	81	No	24	95.83	n/a	n/a	0.05	NP
Antimony (mg/L)	MGWA-6A (bg)	0	0	41	No	15	100	n/a	n/a	0.05	NP
Antimony (mg/L)	MGWA-10 (bg)	0	24	81	No	24	87.5	n/a	n/a	0.05	NP
Antimony (mg/L)	MGWA-11 (bg)	0	-9	-81	No	24	91.67	n/a	n/a	0.05	NP
Arsenic (mg/L)	MGWA-5 (bg)	0	-6	-101	No	28	60.71	n/a	n/a	0.05	NP
Arsenic (mg/L)	**MGWA-6 (bg)**	**-0.002072**	**-198**	**-106**	**Yes**	**29**	**0**	**n/a**	**n/a**	**0.05**	**NP**
Arsenic (mg/L)	MGWA-6A (bg)	0.0005358	35	49	No	17	0	n/a	n/a	0.05	NP
Arsenic (mg/L)	MGWA-10 (bg)	0	17	101	No	28	78.57	n/a	n/a	0.05	NP
Arsenic (mg/L)	**MGWA-11 (bg)**	**0.0001234**	**115**	**101**	**Yes**	**28**	**7.143**	**n/a**	**n/a**	**0.05**	**NP**
Barium (mg/L)	MGWA-5 (bg)	0.0001977	40	101	No	28	0	n/a	n/a	0.05	NP
Barium (mg/L)	**MGWA-6 (bg)**	**-0.003367**	**-279**	**-101**	**Yes**	**28**	**0**	**n/a**	**n/a**	**0.05**	**NP**
Barium (mg/L)	**MGWA-6A (bg)**	**-0.001754**	**-68**	**-49**	**Yes**	**17**	**0**	**n/a**	**n/a**	**0.05**	**NP**
Barium (mg/L)	**MGWA-10 (bg)**	**-0.0009541**	**-207**	**-101**	**Yes**	**28**	**0**	**n/a**	**n/a**	**0.05**	**NP**
Barium (mg/L)	MGWA-11 (bg)	0.002304	97	101	No	28	0	n/a	n/a	0.05	NP
Beryllium (mg/L)	MGWA-5 (bg)	0	0	90	No	26	100	n/a	n/a	0.05	NP
Beryllium (mg/L)	MGWA-6 (bg)	0	0	90	No	26	100	n/a	n/a	0.05	NP
Beryllium (mg/L)	MGWA-6A (bg)	0	0	41	No	15	100	n/a	n/a	0.05	NP
Beryllium (mg/L)	MGWA-10 (bg)	0	16	90	No	26	88.46	n/a	n/a	0.05	NP
Beryllium (mg/L)	MGWA-11 (bg)	0	-1	-90	No	26	92.31	n/a	n/a	0.05	NP
Cadmium (mg/L)	MGWA-5 (bg)	0	0	101	No	28	100	n/a	n/a	0.05	NP
Cadmium (mg/L)	MGWA-6 (bg)	0	0	101	No	28	100	n/a	n/a	0.05	NP
Cadmium (mg/L)	MGWA-6A (bg)	0	0	49	No	17	100	n/a	n/a	0.05	NP
Cadmium (mg/L)	MGWA-10 (bg)	0	-3	-101	No	28	96.43	n/a	n/a	0.05	NP
Cadmium (mg/L)	MGWA-11 (bg)	0	0	101	No	28	100	n/a	n/a	0.05	NP
Chromium (mg/L)	MGWA-5 (bg)	0	37	90	No	26	92.31	n/a	n/a	0.05	NP
Chromium (mg/L)	MGWA-6 (bg)	0	13	90	No	26	96.15	n/a	n/a	0.05	NP
Chromium (mg/L)	MGWA-6A (bg)	0	0	41	No	15	100	n/a	n/a	0.05	NP
Chromium (mg/L)	**MGWA-10 (bg)**	**0.0002444**	**167**	**90**	**Yes**	**26**	**0**	**n/a**	**n/a**	**0.05**	**NP**
Chromium (mg/L)	MGWA-11 (bg)	0	18	90	No	26	88.46	n/a	n/a	0.05	NP
Cobalt (mg/L)	MGWA-5 (bg)	0	25	101	No	28	96.43	n/a	n/a	0.05	NP
Cobalt (mg/L)	MGWA-6 (bg)	0	7	106	No	29	44.83	n/a	n/a	0.05	NP
Cobalt (mg/L)	MGWA-6A (bg)	0.00005409	33	49	No	17	17.65	n/a	n/a	0.05	NP
Cobalt (mg/L)	MGWA-10 (bg)	0	15	106	No	29	89.66	n/a	n/a	0.05	NP
Cobalt (mg/L)	MGWA-11 (bg)	0	28	106	No	29	96.55	n/a	n/a	0.05	NP
Combined Radium 226 + 228 (pCi/L)	MGWA-5 (bg)	0.007193	13	101	No	28	0	n/a	n/a	0.05	NP
Combined Radium 226 + 228 (pCi/L)	MGWA-6 (bg)	0.03567	94	106	No	29	0	n/a	n/a	0.05	NP
Combined Radium 226 + 228 (pCi/L)	MGWA-6A (bg)	0.07067	40	49	No	17	0	n/a	n/a	0.05	NP
Combined Radium 226 + 228 (pCi/L)	MGWA-10 (bg)	0.0274	61	101	No	28	0	n/a	n/a	0.05	NP
Combined Radium 226 + 228 (pCi/L)	**MGWA-11 (bg)**	**0.05838**	**115**	**101**	**Yes**	**28**	**0**	**n/a**	**n/a**	**0.05**	**NP**
Fluoride (mg/L)	MGWA-5 (bg)	-0.0001529	-29	-96	No	27	22.22	n/a	n/a	0.05	NP
Fluoride (mg/L)	MGWA-6 (bg)	-3.8e-10	-33	-96	No	27	29.63	n/a	n/a	0.05	NP
Fluoride (mg/L)	MGWA-6A (bg)	0.005624	39	45	No	16	25	n/a	n/a	0.05	NP
Fluoride (mg/L)	MGWA-10 (bg)	0	10	96	No	27	70.37	n/a	n/a	0.05	NP
Fluoride (mg/L)	MGWA-11 (bg)	-0.004242	-71	-96	No	27	14.81	n/a	n/a	0.05	NP
Lead (mg/L)	MGWA-5 (bg)	0	3	81	No	24	95.83	n/a	n/a	0.05	NP
Lead (mg/L)	MGWA-6 (bg)	0	-3	-81	No	24	95.83	n/a	n/a	0.05	NP
Lead (mg/L)	MGWA-6A (bg)	0	0	41	No	15	100	n/a	n/a	0.05	NP
Lead (mg/L)	MGWA-10 (bg)	0	-9	-81	No	24	91.67	n/a	n/a	0.05	NP
Lead (mg/L)	MGWA-11 (bg)	0	22	81	No	24	87.5	n/a	n/a	0.05	NP
Lithium (mg/L)	MGWA-5 (bg)	0.0001905	74	106	No	29	3.448	n/a	n/a	0.05	NP
Lithium (mg/L)	MGWA-6 (bg)	0	-24	-106	No	29	82.76	n/a	n/a	0.05	NP
Lithium (mg/L)	MGWA-6A (bg)	0	7	49	No	17	64.71	n/a	n/a	0.05	NP
Lithium (mg/L)	MGWA-10 (bg)	0.00008212	50	106	No	29	3.448	n/a	n/a	0.05	NP
Lithium (mg/L)	**MGWA-11 (bg)**	**0.001195**	**136**	**106**	**Yes**	**29**	**0**	**n/a**	**n/a**	**0.05**	**NP**
Mercury (mg/L)	MGWA-5 (bg)	0	0	90	No	26	100	n/a	n/a	0.05	NP
Mercury (mg/L)	MGWA-6 (bg)	0	9	90	No	26	96.15	n/a	n/a	0.05	NP
Mercury (mg/L)	MGWA-6A (bg)	0	0	41	No	15	100	n/a	n/a	0.05	NP
Mercury (mg/L)	MGWA-10 (bg)	0	0	90	No	26	100	n/a	n/a	0.05	NP
Mercury (mg/L)	MGWA-11 (bg)	0	33	90	No	26	92.31	n/a	n/a	0.05	NP
Molybdenum (mg/L)	MGWA-5 (bg)	0	5	90	No	26	57.69	n/a	n/a	0.05	NP
Molybdenum (mg/L)	MGWA-6 (bg)	0	-21	-90	No	26	96.15	n/a	n/a	0.05	NP
Molybdenum (mg/L)	MGWA-6A (bg)	0.0003842	35	41	No	15	40	n/a	n/a	0.05	NP
Molybdenum (mg/L)	MGWA-10 (bg)	0	25	90	No	26	80.77	n/a	n/a	0.05	NP
Molybdenum (mg/L)	MGWA-11 (bg)	-0.00003268	-77	-90	No	26	42.31	n/a	n/a	0.05	NP
Selenium (mg/L)	MGWA-5 (bg)	0	0	71	No	22	100	n/a	n/a	0.05	NP
Selenium (mg/L)	MGWA-6 (bg)	0	0	71	No	22	100	n/a	n/a	0.05	NP
Selenium (mg/L)	MGWA-6A (bg)	0	0	27	No	11	100	n/a	n/a	0.05	NP

Appendix IV - Upgradient Wells Trend Tests - All Results

Plant McIntosh Client: Southern Company Data: McIntosh AP-1 Printed 9/24/2025, 10:24 AM

Constituent	Well	Slope	Calc.	Critical	Sig.	N	%NDs	Normality	Xform	Alpha	Method
Selenium (mg/L)	MGWA-10 (bg)	0	41	71	No	22	77.27	n/a	n/a	0.05	NP
Selenium (mg/L)	MGWA-11 (bg)	0	3	71	No	22	95.45	n/a	n/a	0.05	NP
Thallium (mg/L)	MGWA-5 (bg)	0	-3	-90	No	26	92.31	n/a	n/a	0.05	NP
Thallium (mg/L)	MGWA-6 (bg)	0	5	90	No	26	76.92	n/a	n/a	0.05	NP
Thallium (mg/L)	MGWA-6A (bg)	0	0	41	No	15	100	n/a	n/a	0.05	NP
Thallium (mg/L)	MGWA-10 (bg)	0	-9	-90	No	26	92.31	n/a	n/a	0.05	NP
Thallium (mg/L)	MGWA-11 (bg)	0	-13	-90	No	26	80.77	n/a	n/a	0.05	NP

Arsenic MGWA-6 Trend Test - All/Significant Results

Plant McIntosh Client: Southern Company Data: McIntosh AP-1 Printed 9/25/2025, 11:11 AM

Constituent	Well	Slope	Calc.	Critical	Sig.	N	%NDs	Normality	Xform	Alpha	Method
Arsenic (mg/L)	**MGWA-6 (bg)**	**-0.002072**	**-198**	**-106**	**Yes**	**29**	**0**	**n/a**	**n/a**	**0.05**	**NP**

Arsenic MGWA-6 Trend Test - Truncated Record - All Results (No Significant)

Plant McIntosh Client: Southern Company Data: McIntosh AP-1 Printed 9/25/2025, 11:10 AM

Constituent	Well	Slope	Calc.	Critical	Sig.	N	%NDs	Normality	Xform	Alpha	Method
Arsenic (mg/L)	MGWA-6 (bg)	0	8	62	No	20	0	n/a	n/a	0.05	NP

Appendix III - Interwell Prediction Limits - Significant Results

Plant McIntosh Client: Southern Company Data: McIntosh AP-1 Printed 9/23/2025, 11:51 AM

Constituent	Well	Upper Lim.	Lower Lim.	Date	Observ.	Sig.	Bg N	Bg Mean	Std. Dev.	%NDs	ND Adj.	Transform	Alpha	Method
Boron (mg/L)	MGWC-1	0.18	n/a	8/5/2025	1.7	Yes	115	n/a	n/a	53.91	n/a	n/a	0.0001495	NP Inter (NDs) 1 of 2
Boron (mg/L)	MGWC-2	0.18	n/a	8/6/2025	1.6	Yes	115	n/a	n/a	53.91	n/a	n/a	0.0001495	NP Inter (NDs) 1 of 2
Boron (mg/L)	MGWC-3	0.18	n/a	8/6/2025	0.26	Yes	115	n/a	n/a	53.91	n/a	n/a	0.0001495	NP Inter (NDs) 1 of 2
Boron (mg/L)	MGWC-7	0.18	n/a	8/6/2025	2.1	Yes	115	n/a	n/a	53.91	n/a	n/a	0.0001495	NP Inter (NDs) 1 of 2
Boron (mg/L)	MGWC-8	0.18	n/a	8/6/2025	5.1	Yes	115	n/a	n/a	53.91	n/a	n/a	0.0001495	NP Inter (NDs) 1 of 2
Chloride (mg/L)	MGWC-1	10	n/a	8/5/2025	13	Yes	116	n/a	n/a	0.8621	n/a	n/a	0.0001466	NP Inter (normality) 1 of 2
Chloride (mg/L)	MGWC-2	10	n/a	8/6/2025	12	Yes	116	n/a	n/a	0.8621	n/a	n/a	0.0001466	NP Inter (normality) 1 of 2
Fluoride (mg/L)	MGWC-7	0.19	n/a	8/6/2025	0.2	Yes	124	n/a	n/a	33.06	n/a	n/a	0.0001279	NP Inter (normality) 1 of 2
Fluoride (mg/L)	MGWC-12	0.19	n/a	8/6/2025	0.26	Yes	124	n/a	n/a	33.06	n/a	n/a	0.0001279	NP Inter (normality) 1 of 2
Sulfate (mg/L)	MGWC-1	15.22	n/a	8/5/2025	140	Yes	116	0.8572	1.016	13.79	None	ln(x)	0.001254	Param Inter 1 of 2
Sulfate (mg/L)	MGWC-2	15.22	n/a	8/6/2025	130	Yes	116	0.8572	1.016	13.79	None	ln(x)	0.001254	Param Inter 1 of 2
Sulfate (mg/L)	MGWC-3	15.22	n/a	8/6/2025	59	Yes	116	0.8572	1.016	13.79	None	ln(x)	0.001254	Param Inter 1 of 2
Sulfate (mg/L)	MGWC-7	15.22	n/a	8/6/2025	170	Yes	116	0.8572	1.016	13.79	None	ln(x)	0.001254	Param Inter 1 of 2
Sulfate (mg/L)	MGWC-8	15.22	n/a	8/6/2025	300	Yes	116	0.8572	1.016	13.79	None	ln(x)	0.001254	Param Inter 1 of 2
TDS (mg/L)	MGWC-1	360	n/a	8/5/2025	500	Yes	115	n/a	n/a	0	n/a	n/a	0.0001495	NP Inter (normality) 1 of 2
TDS (mg/L)	MGWC-2	360	n/a	8/6/2025	540	Yes	115	n/a	n/a	0	n/a	n/a	0.0001495	NP Inter (normality) 1 of 2
TDS (mg/L)	MGWC-3	360	n/a	8/6/2025	370	Yes	115	n/a	n/a	0	n/a	n/a	0.0001495	NP Inter (normality) 1 of 2
TDS (mg/L)	MGWC-7	360	n/a	8/6/2025	390	Yes	115	n/a	n/a	0	n/a	n/a	0.0001495	NP Inter (normality) 1 of 2
TDS (mg/L)	MGWC-8	360	n/a	8/6/2025	610	Yes	115	n/a	n/a	0	n/a	n/a	0.0001495	NP Inter (normality) 1 of 2

Appendix III - Interwell Prediction Limits - All Results

Plant McIntosh Client: Southern Company Data: McIntosh AP-1 Printed 9/23/2025, 11:51 AM

Constituent	Well	Upper Lim.	Lower Lim.	Date	Observ.	Sig.	Bg N	Bg Mean	Std. Dev.	%NDs	ND Adj.	Transform	Alpha	Method
Boron (mg/L)	**MGWC-1**	**0.18**	**n/a**	**8/5/2025**	**1.7**	**Yes**	**115**	**n/a**	**n/a**	**53.91**	**n/a**	**n/a**	**0.0001495**	**NP Inter (NDs) 1 of 2**
Boron (mg/L)	**MGWC-2**	**0.18**	**n/a**	**8/6/2025**	**1.6**	**Yes**	**115**	**n/a**	**n/a**	**53.91**	**n/a**	**n/a**	**0.0001495**	**NP Inter (NDs) 1 of 2**
Boron (mg/L)	**MGWC-3**	**0.18**	**n/a**	**8/6/2025**	**0.26**	**Yes**	**115**	**n/a**	**n/a**	**53.91**	**n/a**	**n/a**	**0.0001495**	**NP Inter (NDs) 1 of 2**
Boron (mg/L)	**MGWC-7**	**0.18**	**n/a**	**8/6/2025**	**2.1**	**Yes**	**115**	**n/a**	**n/a**	**53.91**	**n/a**	**n/a**	**0.0001495**	**NP Inter (NDs) 1 of 2**
Boron (mg/L)	**MGWC-8**	**0.18**	**n/a**	**8/6/2025**	**5.1**	**Yes**	**115**	**n/a**	**n/a**	**53.91**	**n/a**	**n/a**	**0.0001495**	**NP Inter (NDs) 1 of 2**
Boron (mg/L)	MGWC-12	0.18	n/a	8/6/2025	0.08ND	No	115	n/a	n/a	53.91	n/a	n/a	0.0001495	NP Inter (NDs) 1 of 2
Calcium (mg/L)	MGWC-1	110	n/a	8/5/2025	110	No	116	n/a	n/a	0	n/a	n/a	0.0001466	NP Inter (normality) 1 of 2
Calcium (mg/L)	MGWC-2	110	n/a	8/6/2025	100	No	116	n/a	n/a	0	n/a	n/a	0.0001466	NP Inter (normality) 1 of 2
Calcium (mg/L)	MGWC-3	110	n/a	8/6/2025	93	No	116	n/a	n/a	0	n/a	n/a	0.0001466	NP Inter (normality) 1 of 2
Calcium (mg/L)	MGWC-7	110	n/a	8/6/2025	54	No	116	n/a	n/a	0	n/a	n/a	0.0001466	NP Inter (normality) 1 of 2
Calcium (mg/L)	MGWC-8	110	n/a	8/6/2025	110	No	116	n/a	n/a	0	n/a	n/a	0.0001466	NP Inter (normality) 1 of 2
Calcium (mg/L)	MGWC-12	110	n/a	8/6/2025	28	No	116	n/a	n/a	0	n/a	n/a	0.0001466	NP Inter (normality) 1 of 2
Chloride (mg/L)	**MGWC-1**	**10**	**n/a**	**8/5/2025**	**13**	**Yes**	**116**	**n/a**	**n/a**	**0.8621**	**n/a**	**n/a**	**0.0001466**	**NP Inter (normality) 1 of 2**
Chloride (mg/L)	**MGWC-2**	**10**	**n/a**	**8/6/2025**	**12**	**Yes**	**116**	**n/a**	**n/a**	**0.8621**	**n/a**	**n/a**	**0.0001466**	**NP Inter (normality) 1 of 2**
Chloride (mg/L)	MGWC-3	10	n/a	8/6/2025	9.4	No	116	n/a	n/a	0.8621	n/a	n/a	0.0001466	NP Inter (normality) 1 of 2
Chloride (mg/L)	MGWC-7	10	n/a	8/6/2025	9.9	No	116	n/a	n/a	0.8621	n/a	n/a	0.0001466	NP Inter (normality) 1 of 2
Chloride (mg/L)	MGWC-8	10	n/a	8/6/2025	10	No	116	n/a	n/a	0.8621	n/a	n/a	0.0001466	NP Inter (normality) 1 of 2
Chloride (mg/L)	MGWC-12	10	n/a	8/6/2025	5.6	No	116	n/a	n/a	0.8621	n/a	n/a	0.0001466	NP Inter (normality) 1 of 2
Fluoride (mg/L)	MGWC-1	0.19	n/a	8/5/2025	0.19J	No	124	n/a	n/a	33.06	n/a	n/a	0.0001279	NP Inter (normality) 1 of 2
Fluoride (mg/L)	MGWC-2	0.19	n/a	8/6/2025	0.19J	No	124	n/a	n/a	33.06	n/a	n/a	0.0001279	NP Inter (normality) 1 of 2
Fluoride (mg/L)	MGWC-3	0.19	n/a	8/6/2025	0.17J	No	124	n/a	n/a	33.06	n/a	n/a	0.0001279	NP Inter (normality) 1 of 2
Fluoride (mg/L)	**MGWC-7**	**0.19**	**n/a**	**8/6/2025**	**0.2**	**Yes**	**124**	**n/a**	**n/a**	**33.06**	**n/a**	**n/a**	**0.0001279**	**NP Inter (normality) 1 of 2**
Fluoride (mg/L)	MGWC-8	0.19	n/a	8/6/2025	0.15J	No	124	n/a	n/a	33.06	n/a	n/a	0.0001279	NP Inter (normality) 1 of 2
Fluoride (mg/L)	**MGWC-12**	**0.19**	**n/a**	**8/6/2025**	**0.26**	**Yes**	**124**	**n/a**	**n/a**	**33.06**	**n/a**	**n/a**	**0.0001279**	**NP Inter (normality) 1 of 2**
pH, Field (SU)	MGWC-1	8.12	4.87	8/5/2025	7.39	No	142	n/a	n/a	0	n/a	n/a	0.0001947	NP Inter (normality) 1 of 2
pH, Field (SU)	MGWC-2	8.12	4.87	8/6/2025	7.44	No	142	n/a	n/a	0	n/a	n/a	0.0001947	NP Inter (normality) 1 of 2
pH, Field (SU)	MGWC-3	8.12	4.87	8/6/2025	6.93	No	142	n/a	n/a	0	n/a	n/a	0.0001947	NP Inter (normality) 1 of 2
pH, Field (SU)	MGWC-7	8.12	4.87	8/6/2025	7.1	No	142	n/a	n/a	0	n/a	n/a	0.0001947	NP Inter (normality) 1 of 2
pH, Field (SU)	MGWC-8	8.12	4.87	8/6/2025	7.72	No	142	n/a	n/a	0	n/a	n/a	0.0001947	NP Inter (normality) 1 of 2
pH, Field (SU)	MGWC-12	8.12	4.87	8/6/2025	8.07	No	142	n/a	n/a	0	n/a	n/a	0.0001947	NP Inter (normality) 1 of 2
Sulfate (mg/L)	**MGWC-1**	**15.22**	**n/a**	**8/5/2025**	**140**	**Yes**	**116**	**0.8572**	**1.016**	**13.79**	**None**	**ln(x)**	**0.001254**	**Param Inter 1 of 2**
Sulfate (mg/L)	**MGWC-2**	**15.22**	**n/a**	**8/6/2025**	**130**	**Yes**	**116**	**0.8572**	**1.016**	**13.79**	**None**	**ln(x)**	**0.001254**	**Param Inter 1 of 2**
Sulfate (mg/L)	**MGWC-3**	**15.22**	**n/a**	**8/6/2025**	**59**	**Yes**	**116**	**0.8572**	**1.016**	**13.79**	**None**	**ln(x)**	**0.001254**	**Param Inter 1 of 2**
Sulfate (mg/L)	**MGWC-7**	**15.22**	**n/a**	**8/6/2025**	**170**	**Yes**	**116**	**0.8572**	**1.016**	**13.79**	**None**	**ln(x)**	**0.001254**	**Param Inter 1 of 2**
Sulfate (mg/L)	**MGWC-8**	**15.22**	**n/a**	**8/6/2025**	**300**	**Yes**	**116**	**0.8572**	**1.016**	**13.79**	**None**	**ln(x)**	**0.001254**	**Param Inter 1 of 2**
Sulfate (mg/L)	MGWC-12	15.22	n/a	8/6/2025	9.9	No	116	0.8572	1.016	13.79	None	ln(x)	0.001254	Param Inter 1 of 2
TDS (mg/L)	**MGWC-1**	**360**	**n/a**	**8/5/2025**	**500**	**Yes**	**115**	**n/a**	**n/a**	**0**	**n/a**	**n/a**	**0.0001495**	**NP Inter (normality) 1 of 2**
TDS (mg/L)	**MGWC-2**	**360**	**n/a**	**8/6/2025**	**540**	**Yes**	**115**	**n/a**	**n/a**	**0**	**n/a**	**n/a**	**0.0001495**	**NP Inter (normality) 1 of 2**
TDS (mg/L)	**MGWC-3**	**360**	**n/a**	**8/6/2025**	**370**	**Yes**	**115**	**n/a**	**n/a**	**0**	**n/a**	**n/a**	**0.0001495**	**NP Inter (normality) 1 of 2**
TDS (mg/L)	**MGWC-7**	**360**	**n/a**	**8/6/2025**	**390**	**Yes**	**115**	**n/a**	**n/a**	**0**	**n/a**	**n/a**	**0.0001495**	**NP Inter (normality) 1 of 2**
TDS (mg/L)	**MGWC-8**	**360**	**n/a**	**8/6/2025**	**610**	**Yes**	**115**	**n/a**	**n/a**	**0**	**n/a**	**n/a**	**0.0001495**	**NP Inter (normality) 1 of 2**
TDS (mg/L)	MGWC-12	360	n/a	8/6/2025	180	No	115	n/a	n/a	0	n/a	n/a	0.0001495	NP Inter (normality) 1 of 2

Appendix III Trend Tests - Prediction Limit Exceedances - Significant Results

Plant McIntosh Client: Southern Company Data: McIntosh AP-1 Printed 9/24/2025, 10:13 AM

Constituent	Well	Slope	Calc.	Critical	Sig.	N	%NDs	Normality	Xform	Alpha	Method
Boron (mg/L)	**MGWA-6 (bg)**	**-0.01515**	**-209**	**-111**	**Yes**	**25**	**20**	**n/a**	**n/a**	**0.01**	**NP**
Boron (mg/L)	**MGWC-1**	**0.08252**	**128**	**111**	**Yes**	**25**	**0**	**n/a**	**n/a**	**0.01**	**NP**
Boron (mg/L)	**MGWC-2**	**-0.2073**	**-241**	**-111**	**Yes**	**25**	**0**	**n/a**	**n/a**	**0.01**	**NP**
Boron (mg/L)	**MGWC-3**	**-0.1074**	**-135**	**-111**	**Yes**	**25**	**0**	**n/a**	**n/a**	**0.01**	**NP**
Boron (mg/L)	**MGWC-7**	**0.1265**	**231**	**111**	**Yes**	**25**	**0**	**n/a**	**n/a**	**0.01**	**NP**
Boron (mg/L)	**MGWC-8**	**0.4784**	**173**	**111**	**Yes**	**25**	**0**	**n/a**	**n/a**	**0.01**	**NP**
Chloride (mg/L)	**MGWA-5 (bg)**	**-0.1409**	**-159**	**-111**	**Yes**	**25**	**4**	**n/a**	**n/a**	**0.01**	**NP**
Chloride (mg/L)	**MGWA-6 (bg)**	**-0.9207**	**-248**	**-111**	**Yes**	**25**	**0**	**n/a**	**n/a**	**0.01**	**NP**
Chloride (mg/L)	**MGWA-6A (bg)**	**-0.2025**	**-65**	**-53**	**Yes**	**15**	**0**	**n/a**	**n/a**	**0.01**	**NP**
Chloride (mg/L)	**MGWC-2**	**-1.02**	**-237**	**-111**	**Yes**	**25**	**0**	**n/a**	**n/a**	**0.01**	**NP**
Sulfate (mg/L)	**MGWA-5 (bg)**	**-0.5297**	**-207**	**-111**	**Yes**	**25**	**4**	**n/a**	**n/a**	**0.01**	**NP**
Sulfate (mg/L)	**MGWA-6 (bg)**	**-1.93**	**-208**	**-111**	**Yes**	**25**	**0**	**n/a**	**n/a**	**0.01**	**NP**
Sulfate (mg/L)	**MGWA-10 (bg)**	**-0.09572**	**-153**	**-111**	**Yes**	**25**	**36**	**n/a**	**n/a**	**0.01**	**NP**
Sulfate (mg/L)	**MGWC-2**	**-18.02**	**-261**	**-111**	**Yes**	**25**	**0**	**n/a**	**n/a**	**0.01**	**NP**
Sulfate (mg/L)	**MGWC-7**	**4.244**	**148**	**118**	**Yes**	**26**	**0**	**n/a**	**n/a**	**0.01**	**NP**
Sulfate (mg/L)	**MGWC-8**	**21.89**	**117**	**111**	**Yes**	**25**	**0**	**n/a**	**n/a**	**0.01**	**NP**
TDS (mg/L)	**MGWC-2**	**-26.41**	**-206**	**-111**	**Yes**	**25**	**0**	**n/a**	**n/a**	**0.01**	**NP**
TDS (mg/L)	**MGWC-7**	**8.346**	**115**	**111**	**Yes**	**25**	**0**	**n/a**	**n/a**	**0.01**	**NP**
TDS (mg/L)	**MGWC-8**	**41.41**	**141**	**111**	**Yes**	**25**	**0**	**n/a**	**n/a**	**0.01**	**NP**

Appendix III Trend Tests - Prediction Limit Exceedances - All Results

Plant McIntosh Client: Southern Company Data: McIntosh AP-1 Printed 9/24/2025, 10:13 AM

Constituent	Well	Slope	Calc.	Critical	Sig.	N	%NDs	Normality	Xform	Alpha	Method
Boron (mg/L)	MGWA-5 (bg)	0	-1	-111	No	25	72	n/a	n/a	0.01	NP
Boron (mg/L)	**MGWA-6 (bg)**	**-0.01515**	**-209**	**-111**	**Yes**	**25**	**20**	**n/a**	**n/a**	**0.01**	**NP**
Boron (mg/L)	MGWA-6A (bg)	0	-24	-53	No	15	53.33	n/a	n/a	0.01	NP
Boron (mg/L)	MGWA-10 (bg)	0	74	111	No	25	72	n/a	n/a	0.01	NP
Boron (mg/L)	MGWA-11 (bg)	0	-12	-111	No	25	52	n/a	n/a	0.01	NP
Boron (mg/L)	**MGWC-1**	**0.08252**	**128**	**111**	**Yes**	**25**	**0**	**n/a**	**n/a**	**0.01**	**NP**
Boron (mg/L)	**MGWC-2**	**-0.2073**	**-241**	**-111**	**Yes**	**25**	**0**	**n/a**	**n/a**	**0.01**	**NP**
Boron (mg/L)	**MGWC-3**	**-0.1074**	**-135**	**-111**	**Yes**	**25**	**0**	**n/a**	**n/a**	**0.01**	**NP**
Boron (mg/L)	**MGWC-7**	**0.1265**	**231**	**111**	**Yes**	**25**	**0**	**n/a**	**n/a**	**0.01**	**NP**
Boron (mg/L)	**MGWC-8**	**0.4784**	**173**	**111**	**Yes**	**25**	**0**	**n/a**	**n/a**	**0.01**	**NP**
Chloride (mg/L)	**MGWA-5 (bg)**	**-0.1409**	**-159**	**-111**	**Yes**	**25**	**4**	**n/a**	**n/a**	**0.01**	**NP**
Chloride (mg/L)	**MGWA-6 (bg)**	**-0.9207**	**-248**	**-111**	**Yes**	**25**	**0**	**n/a**	**n/a**	**0.01**	**NP**
Chloride (mg/L)	**MGWA-6A (bg)**	**-0.2025**	**-65**	**-53**	**Yes**	**15**	**0**	**n/a**	**n/a**	**0.01**	**NP**
Chloride (mg/L)	MGWA-10 (bg)	0.02133	43	111	No	25	0	n/a	n/a	0.01	NP
Chloride (mg/L)	MGWA-11 (bg)	-0.03648	-48	-118	No	26	0	n/a	n/a	0.01	NP
Chloride (mg/L)	MGWC-1	0	-81	-111	No	25	0	n/a	n/a	0.01	NP
Chloride (mg/L)	**MGWC-2**	**-1.02**	**-237**	**-111**	**Yes**	**25**	**0**	**n/a**	**n/a**	**0.01**	**NP**
Fluoride (mg/L)	MGWA-5 (bg)	-0.0001529	-29	-124	No	27	22.22	n/a	n/a	0.01	NP
Fluoride (mg/L)	MGWA-6 (bg)	-3.8e-10	-33	-124	No	27	29.63	n/a	n/a	0.01	NP
Fluoride (mg/L)	MGWA-6A (bg)	0.005624	39	58	No	16	25	n/a	n/a	0.01	NP
Fluoride (mg/L)	MGWA-10 (bg)	0	10	124	No	27	70.37	n/a	n/a	0.01	NP
Fluoride (mg/L)	MGWA-11 (bg)	-0.004242	-71	-124	No	27	14.81	n/a	n/a	0.01	NP
Fluoride (mg/L)	MGWC-7	-0.01889	-120	-124	No	27	7.407	n/a	n/a	0.01	NP
Fluoride (mg/L)	MGWC-12	-0.00693	-72	-124	No	27	0	n/a	n/a	0.01	NP
Sulfate (mg/L)	**MGWA-5 (bg)**	**-0.5297**	**-207**	**-111**	**Yes**	**25**	**4**	**n/a**	**n/a**	**0.01**	**NP**
Sulfate (mg/L)	**MGWA-6 (bg)**	**-1.93**	**-208**	**-111**	**Yes**	**25**	**0**	**n/a**	**n/a**	**0.01**	**NP**
Sulfate (mg/L)	MGWA-6A (bg)	0.3028	32	53	No	15	0	n/a	n/a	0.01	NP
Sulfate (mg/L)	**MGWA-10 (bg)**	**-0.09572**	**-153**	**-111**	**Yes**	**25**	**36**	**n/a**	**n/a**	**0.01**	**NP**
Sulfate (mg/L)	MGWA-11 (bg)	0.08405	72	118	No	26	23.08	n/a	n/a	0.01	NP
Sulfate (mg/L)	MGWC-1	1.166	67	111	No	25	0	n/a	n/a	0.01	NP
Sulfate (mg/L)	**MGWC-2**	**-18.02**	**-261**	**-111**	**Yes**	**25**	**0**	**n/a**	**n/a**	**0.01**	**NP**
Sulfate (mg/L)	MGWC-3	3.23	54	111	No	25	0	n/a	n/a	0.01	NP
Sulfate (mg/L)	**MGWC-7**	**4.244**	**148**	**118**	**Yes**	**26**	**0**	**n/a**	**n/a**	**0.01**	**NP**
Sulfate (mg/L)	**MGWC-8**	**21.89**	**117**	**111**	**Yes**	**25**	**0**	**n/a**	**n/a**	**0.01**	**NP**
TDS (mg/L)	MGWA-5 (bg)	0	2	111	No	25	0	n/a	n/a	0.01	NP
TDS (mg/L)	MGWA-6 (bg)	-1.904	-60	-111	No	25	0	n/a	n/a	0.01	NP
TDS (mg/L)	MGWA-6A (bg)	0	7	53	No	15	0	n/a	n/a	0.01	NP
TDS (mg/L)	MGWA-10 (bg)	-0.9783	-38	-111	No	25	0	n/a	n/a	0.01	NP
TDS (mg/L)	MGWA-11 (bg)	4.862	95	111	No	25	0	n/a	n/a	0.01	NP
TDS (mg/L)	MGWC-1	8.189	89	111	No	25	0	n/a	n/a	0.01	NP
TDS (mg/L)	**MGWC-2**	**-26.41**	**-206**	**-111**	**Yes**	**25**	**0**	**n/a**	**n/a**	**0.01**	**NP**
TDS (mg/L)	MGWC-3	0.5569	18	111	No	25	0	n/a	n/a	0.01	NP
TDS (mg/L)	**MGWC-7**	**8.346**	**115**	**111**	**Yes**	**25**	**0**	**n/a**	**n/a**	**0.01**	**NP**
TDS (mg/L)	**MGWC-8**	**41.41**	**141**	**111**	**Yes**	**25**	**0**	**n/a**	**n/a**	**0.01**	**NP**

Upper Tolerance Limits Summary Table

Plant McIntosh Client: Southern Company Data: McIntosh AP-1 Printed 9/24/2025, 10:28 AM

Constituent	Well	Upper Lim.	Lower Lim.	Date	Observ.	Sig.	Bg N	%NDs	Transform	Alpha	Method
Antimony (mg/L)	n/a	0.005	n/a	n/a	n/a	n/a	111	93.69	n/a	0.003368	NP Inter(NDs)
Arsenic (mg/L)	n/a	0.014	n/a	n/a	n/a	n/a	121	33.88	n/a	0.002016	NP Inter(normality)
Barium (mg/L)	n/a	0.15	n/a	n/a	n/a	n/a	129	0	n/a	0.001338	NP Inter(normality)
Beryllium (mg/L)	n/a	0.001	n/a	n/a	n/a	n/a	119	95.8	n/a	0.002234	NP Inter(NDs)
Cadmium (mg/L)	n/a	0.0007	n/a	n/a	n/a	n/a	129	99.22	n/a	0.001338	NP Inter(NDs)
Chromium (mg/L)	n/a	0.0066	n/a	n/a	n/a	n/a	119	73.11	n/a	0.002234	NP Inter(NDs)
Cobalt (mg/L)	n/a	0.005	n/a	n/a	n/a	n/a	132	73.48	n/a	0.001147	NP Inter(NDs)
Combined Radium 226 + 228 (pCi/L)	n/a	1.314	n/a	n/a	n/a	n/a	130	0	No	0.05	Inter
Fluoride (mg/L)	n/a	0.19	n/a	n/a	n/a	n/a	124	33.06	n/a	0.001729	NP Inter(normality)
Lead (mg/L)	n/a	0.001	n/a	n/a	n/a	n/a	111	93.69	n/a	0.003368	NP Inter(NDs)
Lithium (mg/L)	n/a	0.037	n/a	n/a	n/a	n/a	133	27.82	n/a	0.00109	NP Inter(normality)
Mercury (mg/L)	n/a	0.0002	n/a	n/a	n/a	n/a	119	97.48	n/a	0.002234	NP Inter(NDs)
Molybdenum (mg/L)	n/a	0.0052	n/a	n/a	n/a	n/a	119	65.55	n/a	0.002234	NP Inter(NDs)
Selenium (mg/L)	n/a	0.005	n/a	n/a	n/a	n/a	99	93.94	n/a	0.006232	NP Inter(NDs)
Thallium (mg/L)	n/a	0.001	n/a	n/a	n/a	n/a	119	87.39	n/a	0.002234	NP Inter(NDs)

PLANT MCINTOSH AP 1 GWPS				
Constituent Name	**MCL**	**CCR-Rule Specified**	**Background Limit**	**GWPS**
Antimony, Total (mg/L)	0.006		0.005	0.006
Arsenic, Total (mg/L)	0.01		0.014	0.014
Barium, Total (mg/L)	2		0.15	2
Beryllium, Total (mg/L)	0.004		0.001	0.004
Cadmium, Total (mg/L)	0.005		0.0007	0.005
Chromium, Total (mg/L)	0.1		0.0066	0.1
Cobalt, Total (mg/L)	n/a	0.006	0.005	0.006
Combined Radium, Total (pCi/L)	5		1.31	5
Fluoride, Total (mg/L)	4		0.19	4
Lead, Total (mg/L)	n/a	0.015	0.001	0.015
Lithium, Total (mg/L)	n/a	0.04	0.037	0.04
Mercury, Total (mg/L)	0.002		0.0002	0.002
Molybdenum, Total (mg/L)	n/a	0.1	0.0052	0.1
Selenium, Total (mg/L)	0.05		0.005	0.05
Thallium, Total (mg/L)	0.002		0.001	0.002

*Grey cell indicates background is higher than MCL or CCR-Rule

**GWPS = Groundwater Protection Standard*

**MCL = Maximum Contaminant Level*

**CCR = Coal Combustion Residuals*

Cobalt MGWC-7 Trend Test - All/Significant Results

Plant McIntosh Client: Southern Company Data: McIntosh AP-1 Printed 9/26/2025, 8:57 AM

Constituent	Well	Slope	Calc.	Critical	Sig.	N	%NDs	Normality	Xform	Alpha	Method
Cobalt (mg/L)	**MGWC-7**	**-0.0009042**	**-217**	**-106**	**Yes**	**29**	**0**	**n/a**	**n/a**	**0.05**	**NP**

Cobalt MGWC-7 Trend Test - Truncated Record - All/Significant Results

Plant McIntosh Client: Southern Company Data: McIntosh AP-1 Printed 9/26/2025, 11:57 AM

Constituent	Well	Slope	Calc.	Critical	Sig.	N	%NDs	Normality	Alpha	Method
Cobalt (mg/L)	**MGWC-7**	**-0.001441**	**-23**	**-17**	**Yes**	**8**	**0**	**n/a**	**0.05**	**NP**

Appendix IV - Confidence Intervals - Significant Results

Plant McIntosh Client: Southern Company Data: McIntosh AP-1 Printed 9/26/2025, 12:18 PM

Constituent	Well	Upper Lim.	Lower Lim.	Compliance	Sig. N	Mean	Std. Dev.	%NDs	ND Adj.	Transform	Alpha	Method
Lithium (mg/L)	**MGWC-7**	**0.14**	**0.12**	**0.04**	**Yes 29**	**0.1273**	**0.02178**	**0**	**None**	**No**	**0.01**	**NP (normality)**

Appendix IV - Confidence Intervals - All Results

Plant McIntosh Client: Southern Company Data: McIntosh AP-1 Printed 9/26/2025, 12:18 PM

Constituent	Well	Upper Lim.	Lower Lim.	Compliance	Sig.	N	Mean	Std. Dev.	%NDs	ND Adj.	Transform	Alpha	Method
Antimony (mg/L)	MGWC-1	0.005	0.00038	0.006	No	24	0.004807	0.0009431	95.83	None	No	0.01	NP (NDs)
Antimony (mg/L)	MGWC-3	0.005	0.00044	0.006	No	24	0.004614	0.001307	91.67	None	No	0.01	NP (NDs)
Antimony (mg/L)	MGWC-7	0.005	0.00197	0.006	No	24	0.004687	0.001083	91.67	None	No	0.01	NP (NDs)
Antimony (mg/L)	MGWC-12	0.005	0.0015	0.006	No	24	0.004662	0.001155	91.67	None	No	0.01	NP (NDs)
Arsenic (mg/L)	MGWC-1	0.002666	0.001924	0.014	No	28	0.002295	0.0007933	3.571	None	No	0.01	Param.
Arsenic (mg/L)	MGWC-2	0.005	0.00068	0.014	No	28	0.00436	0.001597	85.71	None	No	0.01	NP (NDs)
Arsenic (mg/L)	MGWC-3	0.001812	0.001483	0.014	No	28	0.001647	0.0003512	3.571	None	No	0.01	Param.
Arsenic (mg/L)	MGWC-7	0.005	0.00066	0.014	No	28	0.002579	0.002148	42.86	None	No	0.01	NP (normality)
Arsenic (mg/L)	MGWC-8	0.005	0.001	0.014	No	28	0.003421	0.002022	60.71	None	No	0.01	NP (NDs)
Arsenic (mg/L)	MGWC-12	0.005	0.00089	0.014	No	28	0.002442	0.001969	35.71	None	No	0.01	NP (normality)
Barium (mg/L)	MGWC-1	0.12	0.097	2	No	28	0.109	0.01586	0	None	No	0.01	NP (normality)
Barium (mg/L)	MGWC-2	0.05267	0.04757	2	No	28	0.05012	0.005463	0	None	No	0.01	Param.
Barium (mg/L)	MGWC-3	0.1562	0.1433	2	No	28	0.1498	0.01377	0	None	No	0.01	Param.
Barium (mg/L)	MGWC-7	0.01633	0.01155	2	No	28	0.01444	0.006181	0	None	x^(1/3)	0.01	Param.
Barium (mg/L)	MGWC-8	0.043	0.034	2	No	28	0.04098	0.01107	0	None	No	0.01	NP (normality)
Barium (mg/L)	MGWC-12	0.06383	0.05188	2	No	28	0.05785	0.01278	0	None	No	0.01	Param.
Beryllium (mg/L)	MGWC-1	0.001	0.00018	0.004	No	26	0.0009685	0.0001608	96.15	None	No	0.01	NP (NDs)
Beryllium (mg/L)	MGWC-3	0.001	0.00031	0.004	No	26	0.0009735	0.0001353	96.15	None	No	0.01	NP (NDs)
Beryllium (mg/L)	MGWC-8	0.001146	0.0006154	0.004	No	26	0.001008	0.0004971	26.92	Kaplan-Meier	No	0.01	Param.
Cadmium (mg/L)	MGWC-1	0.0007	0.0005	0.005	No	28	0.0005943	0.0002164	78.57	None	No	0.01	NP (NDs)
Cadmium (mg/L)	MGWC-2	0.002373	0.0009567	0.005	No	28	0.001935	0.001834	3.571	None	sqrt(x)	0.01	Param.
Cadmium (mg/L)	MGWC-7	0.0007	0.00041	0.005	No	28	0.0006382	0.0001595	85.71	None	No	0.01	NP (NDs)
Cadmium (mg/L)	MGWC-8	0.002415	0.0008743	0.005	No	28	0.002322	0.002218	21.43	Kaplan-Meier	sqrt(x)	0.01	Param.
Chromium (mg/L)	MGWC-1	0.005	0.0036	0.1	No	26	0.004569	0.001089	84.62	None	No	0.01	NP (NDs)
Chromium (mg/L)	MGWC-2	0.005	0.0033	0.1	No	26	0.004846	0.0005501	92.31	None	No	0.01	NP (NDs)
Chromium (mg/L)	MGWC-3	0.005	0.003	0.1	No	26	0.004923	0.0003922	96.15	None	No	0.01	NP (NDs)
Chromium (mg/L)	MGWC-7	0.005	0.0034	0.1	No	26	0.004662	0.00101	88.46	None	No	0.01	NP (NDs)
Chromium (mg/L)	MGWC-8	0.005	0.0031	0.1	No	26	0.004785	0.0008023	92.31	None	No	0.01	NP (NDs)
Chromium (mg/L)	MGWC-12	0.005	0.0032	0.1	No	26	0.005708	0.004819	88.46	None	No	0.01	NP (NDs)
Cobalt (mg/L)	MGWC-1	0.005	0.00047	0.006	No	29	0.00342	0.002224	65.52	None	No	0.01	NP (NDs)
Cobalt (mg/L)	MGWC-2	0.002916	0.001962	0.006	No	29	0.002439	0.001042	0	None	No	0.01	Param.
Cobalt (mg/L)	MGWC-3	0.00067	0.00051	0.006	No	29	0.0007321	0.0004432	10.34	None	No	0.01	NP (normality)
Cobalt (mg/L)	MGWC-7	0.005524	0.001346	0.006	No	8	0.003435	0.001971	0	None	No	0.01	Param.
Cobalt (mg/L)	MGWC-8	0.01255	0.004975	0.006	No	29	0.01031	0.008323	3.448	None	sqrt(x)	0.01	Param.
Cobalt (mg/L)	MGWC-12	0.005	0.0015	0.006	No	29	0.004712	0.00109	93.1	None	No	0.01	NP (NDs)
Cobalt (mg/L)	MGWC-20	0.0007988	0.0002266	0.006	No	5	0.002272	0.002493	40	Kaplan-Meier	ln(x)	0.01	Param.
Combined Radium 226 + 228 (pCi/L)	MGWC-1	1.899	1.43	5	No	29	1.665	0.5116	0	None	No	0.01	Param.
Combined Radium 226 + 228 (pCi/L)	MGWC-2	0.7275	0.4444	5	No	28	0.586	0.3029	0	None	No	0.01	Param.
Combined Radium 226 + 228 (pCi/L)	MGWC-3	1.743	1.423	5	No	29	1.583	0.3493	0	None	No	0.01	Param.
Combined Radium 226 + 228 (pCi/L)	MGWC-7	1.321	0.9996	5	No	28	1.161	0.3444	0	None	No	0.01	Param.
Combined Radium 226 + 228 (pCi/L)	MGWC-8	1.825	1.321	5	No	28	1.573	0.5392	0	None	No	0.01	Param.
Combined Radium 226 + 228 (pCi/L)	MGWC-12	0.7171	0.4389	5	No	28	0.578	0.2977	0	None	No	0.01	Param.
Fluoride (mg/L)	MGWC-1	0.2208	0.1494	4	No	27	0.1851	0.07476	7.407	None	No	0.01	Param.
Fluoride (mg/L)	MGWC-2	1	0.076	4	No	27	0.3972	0.4356	33.33	None	No	0.01	NP (normality)
Fluoride (mg/L)	MGWC-3	0.23	0.083	4	No	27	0.2182	0.1894	29.63	None	No	0.01	NP (normality)
Fluoride (mg/L)	MGWC-7	0.3234	0.2202	4	No	27	0.2798	0.1138	7.407	None	sqrt(x)	0.01	Param.
Fluoride (mg/L)	MGWC-8	0.15	0.087	4	No	27	0.267	0.3572	18.52	None	No	0.01	NP (normality)
Fluoride (mg/L)	MGWC-12	0.2479	0.1964	4	No	27	0.2137	0.06723	0	None	x^2	0.01	Param.
Lead (mg/L)	MGWC-1	0.001	0.00058	0.015	No	24	0.0009825	0.00008573	95.83	None	No	0.01	NP (NDs)
Lead (mg/L)	MGWC-2	0.001	0.00027	0.015	No	24	0.0009338	0.0002253	91.67	None	No	0.01	NP (NDs)
Lead (mg/L)	MGWC-3	0.001	0.00034	0.015	No	24	0.0009379	0.0002118	91.67	None	No	0.01	NP (NDs)
Lead (mg/L)	MGWC-7	0.001	0.0003	0.015	No	24	0.0009042	0.0002596	87.5	None	No	0.01	NP (NDs)
Lead (mg/L)	MGWC-8	0.001	0.00022	0.015	No	24	0.0009338	0.0002245	91.67	None	No	0.01	NP (NDs)
Lead (mg/L)	MGWC-12	0.001	0.0001	0.015	No	24	0.0009625	0.0001837	95.83	None	No	0.01	NP (NDs)
Lithium (mg/L)	MGWC-1	0.01215	0.01027	0.04	No	29	0.01121	0.002047	3.448	None	No	0.01	Param.

Appendix IV - Confidence Intervals - All Results

Plant McIntosh Client: Southern Company Data: McIntosh AP-1 Printed 9/26/2025, 12:18 PM

Constituent	Well	Upper Lim.	Lower Lim.	Compliance	Sig.	N	Mean	Std. Dev.	%NDs	ND Adj.	Transform	Alpha	Method
Lithium (mg/L)	MGWC-2	0.0066	0.00537	0.04	No	29	0.006651	0.003759	3.448	None	No	0.01	NP (normality)
Lithium (mg/L)	MGWC-3	0.01355	0.01164	0.04	No	29	0.0126	0.002081	0	None	No	0.01	Param.
Lithium (mg/L)	**MGWC-7**	**0.14**	**0.12**	**0.04**	**Yes**	**29**	**0.1273**	**0.02178**	**0**	**None**	**No**	**0.01**	**NP (normality)**
Lithium (mg/L)	MGWC-8	0.03403	0.02236	0.04	No	29	0.0282	0.01274	0	None	No	0.01	Param.
Lithium (mg/L)	MGWC-12	0.02301	0.01798	0.04	No	29	0.0205	0.005484	0	None	No	0.01	Param.
Lithium (mg/L)	MGWC-19	0.009332	0.0006684	0.04	No	4	0.005	0.001908	0	None	No	0.01	Param.
Lithium (mg/L)	MGWC-20	0.01146	0.003174	0.04	No	6	0.007317	0.003016	0	None	No	0.01	Param.
Mercury (mg/L)	MGWC-2	0.0002	0.0001	0.002	No	26	0.0001915	0.00003032	92.31	None	No	0.01	NP (NDs)
Mercury (mg/L)	MGWC-3	0.0002	0.00007	0.002	No	26	0.000195	0.0000255	96.15	None	No	0.01	NP (NDs)
Mercury (mg/L)	MGWC-7	0.0002	0.00008	0.002	No	26	0.0001954	0.00002353	96.15	None	No	0.01	NP (NDs)
Mercury (mg/L)	MGWC-8	0.00051	0.00015	0.002	No	27	0.0005036	0.0008594	29.63	None	No	0.01	NP (normality)
Mercury (mg/L)	MGWC-12	0.0002	0.000086	0.002	No	26	0.0001908	0.00003265	92.31	None	No	0.01	NP (NDs)
Molybdenum (mg/L)	MGWC-1	0.0021	0.0011	0.1	No	26	0.002121	0.001499	19.23	None	No	0.01	NP (normality)
Molybdenum (mg/L)	MGWC-7	0.005	0.00351	0.1	No	26	0.004943	0.0002922	96.15	None	No	0.01	NP (NDs)
Molybdenum (mg/L)	MGWC-8	0.005	0.0037	0.1	No	26	0.00495	0.000255	96.15	None	No	0.01	NP (NDs)
Molybdenum (mg/L)	MGWC-12	0.005	0.0024	0.1	No	26	0.004176	0.001563	76.92	None	No	0.01	NP (NDs)
Selenium (mg/L)	MGWC-1	0.005	0.0005	0.05	No	22	0.004585	0.001345	90.91	None	No	0.01	NP (NDs)
Selenium (mg/L)	MGWC-2	0.005	0.00045	0.05	No	22	0.004793	0.0009701	95.45	None	No	0.01	NP (NDs)
Selenium (mg/L)	MGWC-3	0.005	0.00044	0.05	No	22	0.004793	0.0009722	95.45	None	No	0.01	NP (NDs)
Selenium (mg/L)	MGWC-7	0.005	0.0034	0.05	No	22	0.004712	0.001051	90.91	None	No	0.01	NP (NDs)
Selenium (mg/L)	MGWC-8	0.005	0.0024	0.05	No	22	0.004035	0.001865	77.27	None	No	0.01	NP (NDs)
Selenium (mg/L)	MGWC-12	0.005	0.00027	0.05	No	22	0.004785	0.001008	95.45	None	No	0.01	NP (NDs)
Thallium (mg/L)	MGWC-1	0.001	0.00032	0.002	No	26	0.0008063	0.0003625	76.92	None	No	0.01	NP (NDs)
Thallium (mg/L)	MGWC-2	0.001	0.00021	0.002	No	26	0.0009696	0.0001549	96.15	None	No	0.01	NP (NDs)
Thallium (mg/L)	MGWC-3	0.001	0.00037	0.002	No	26	0.0009435	0.0002019	92.31	None	No	0.01	NP (NDs)
Thallium (mg/L)	MGWC-7	0.001	0.00016	0.002	No	26	0.0009677	0.0001647	96.15	None	No	0.01	NP (NDs)
Thallium (mg/L)	MGWC-8	0.001	0.00019	0.002	No	26	0.0005573	0.0003937	42.31	None	No	0.01	NP (normality)
Thallium (mg/L)	MGWC-12	0.001	0.00027	0.002	No	26	0.0009392	0.0002153	92.31	None	No	0.01	NP (NDs)

Appendix IV Trend Tests - Confidence Interval Exceedances - Significant Result

Plant McIntosh Client: Southern Company Data: McIntosh AP-1 Printed 9/24/2025, 10:27 AM

Constituent	Well	Slope	Calc.	Critical	Sig.	N	%NDs	Normality	Xform	Alpha	Method
Lithium (mg/L)	**MGWA-11 (bg)**	**0.001195**	**136**	**106**	**Yes**	**29**	**0**	**n/a**	**n/a**	**0.05**	**NP**

Appendix IV Trend Tests - Confidence Interval Exceedances - All Results

Plant McIntosh Client: Southern Company Data: McIntosh AP-1 Printed 9/24/2025, 10:27 AM

Constituent	Well	Slope	Calc.	Critical	Sig.	N	%NDs	Normality	Xform	Alpha	Method
Lithium (mg/L)	MGWA-5 (bg)	0.0001905	74	106	No	29	3.448	n/a	n/a	0.05	NP
Lithium (mg/L)	MGWA-6 (bg)	0	-24	-106	No	29	82.76	n/a	n/a	0.05	NP
Lithium (mg/L)	MGWA-6A (bg)	0	7	49	No	17	64.71	n/a	n/a	0.05	NP
Lithium (mg/L)	MGWA-10 (bg)	0.00008212	50	106	No	29	3.448	n/a	n/a	0.05	NP
Lithium (mg/L)	**MGWA-11 (bg)**	**0.001195**	**136**	**106**	**Yes**	**29**	**0**	**n/a**	**n/a**	**0.05**	**NP**
Lithium (mg/L)	MGWC-7	0.002296	106	106	No	29	0	n/a	n/a	0.05	NP

FIGURE A.

Sanitas™ v.10.0.27g Software licensed to Groundwater Stats Consulting. UG
Hollow symbols indicate censored values.

Time Series

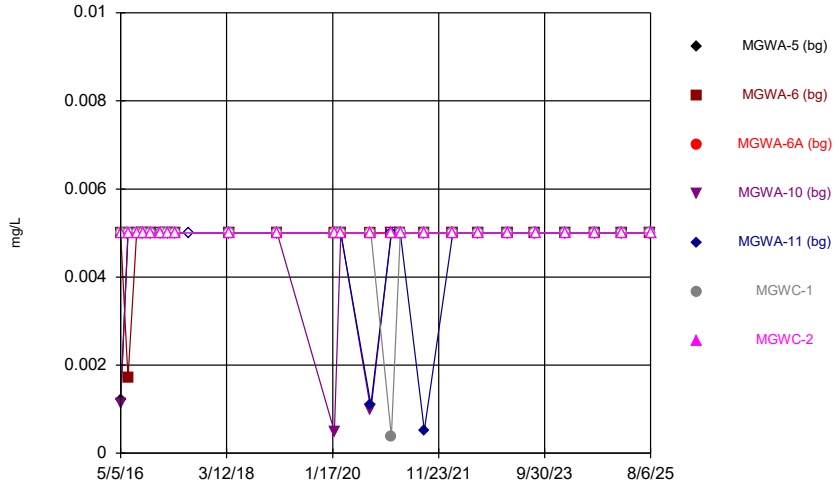

Constituent: Antimony Analysis Run 9/26/2025 12:03 PM
Plant McIntosh Client: Southern Company Data: McIntosh AP-1

Sanitas™ v.10.0.27g Software licensed to Groundwater Stats Consulting. UG
Hollow symbols indicate censored values.

Time Series

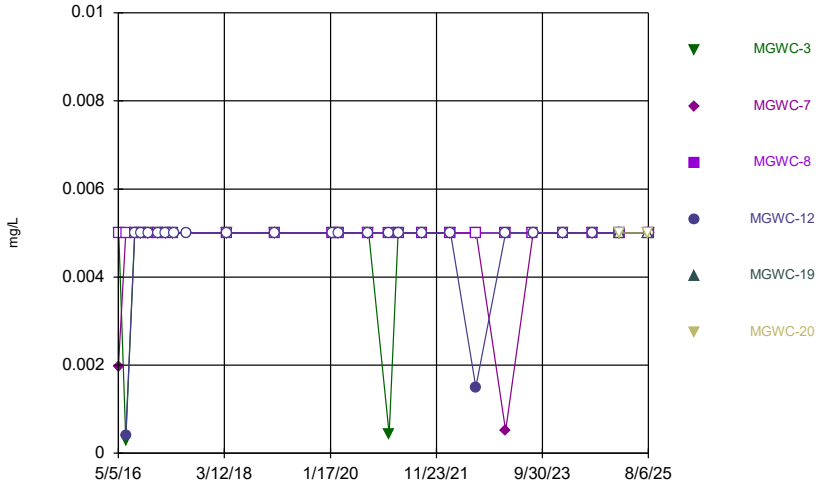

Constituent: Antimony Analysis Run 9/26/2025 12:03 PM
Plant McIntosh Client: Southern Company Data: McIntosh AP-1

Sanitas™ v.10.0.27g Software licensed to Groundwater Stats Consulting. UG
Hollow symbols indicate censored values.

Time Series

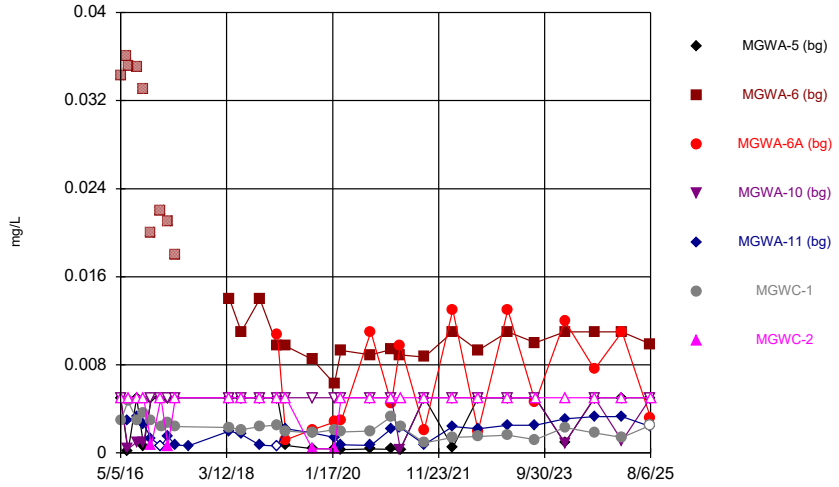

Constituent: Arsenic Analysis Run 9/26/2025 12:03 PM
Plant McIntosh Client: Southern Company Data: McIntosh AP-1

Sanitas™ v.10.0.27g Software licensed to Groundwater Stats Consulting. UG
Hollow symbols indicate censored values.

Time Series

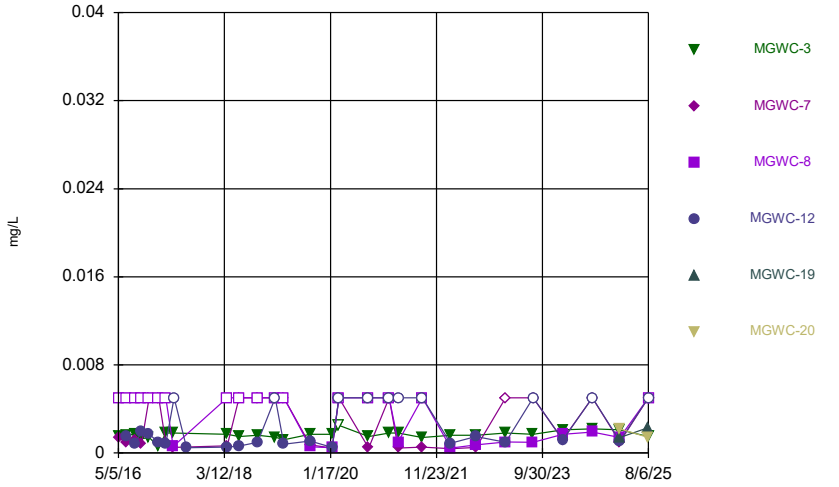

Constituent: Arsenic Analysis Run 9/26/2025 12:03 PM
Plant McIntosh Client: Southern Company Data: McIntosh AP-1

Sanitas™ v.10.0.27g Software licensed to Groundwater Stats Consulting. UG

Time Series

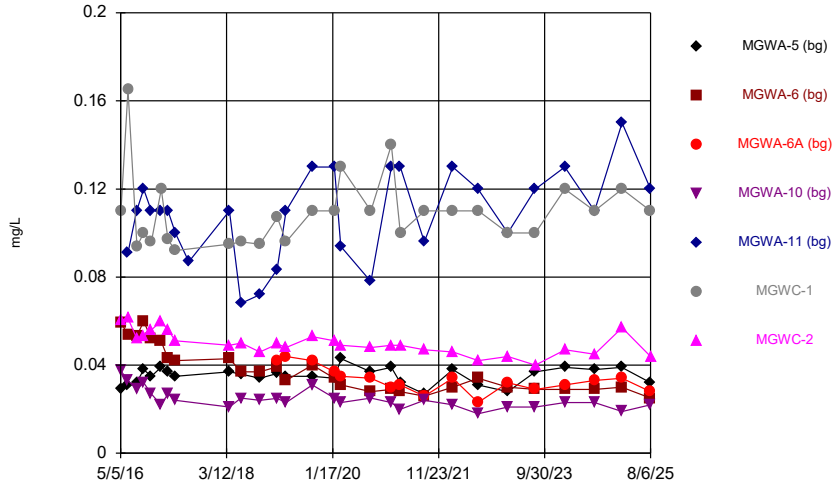

Constituent: Barium Analysis Run 9/26/2025 12:03 PM

Plant McIntosh Client: Southern Company Data: McIntosh AP-1

Sanitas™ v.10.0.27g Software licensed to Groundwater Stats Consulting. UG

Time Series

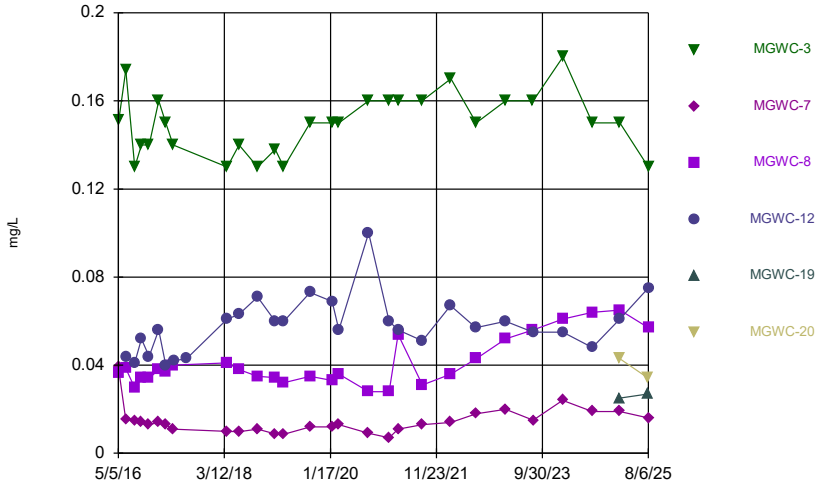

Constituent: Barium Analysis Run 9/26/2025 12:03 PM

Plant McIntosh Client: Southern Company Data: McIntosh AP-1

Sanitas™ v.10.0.27g Software licensed to Groundwater Stats Consulting. UG

Hollow symbols indicate censored values.

Time Series

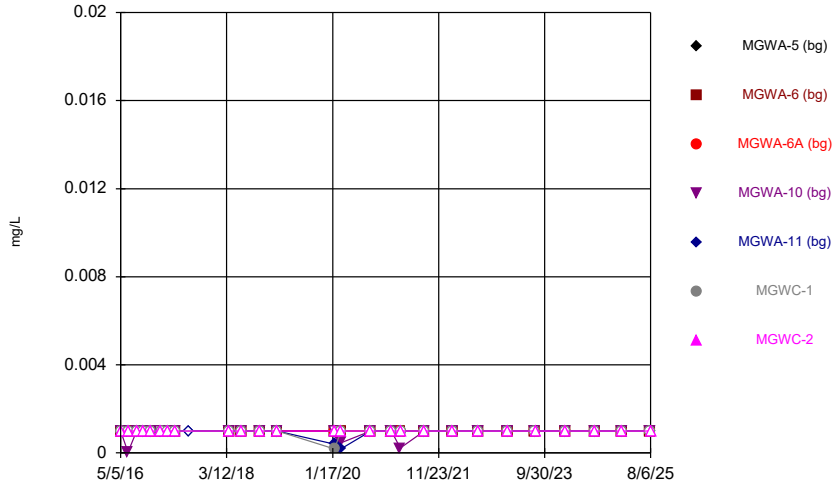

Constituent: Beryllium Analysis Run 9/26/2025 12:03 PM

Plant McIntosh Client: Southern Company Data: McIntosh AP-1

Sanitas™ v.10.0.27g Software licensed to Groundwater Stats Consulting. UG

Hollow symbols indicate censored values.

Time Series

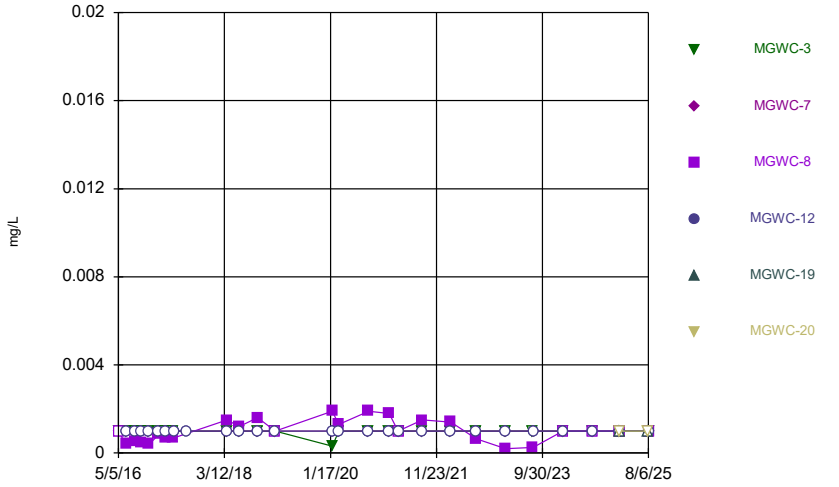

Constituent: Beryllium Analysis Run 9/26/2025 12:03 PM

Plant McIntosh Client: Southern Company Data: McIntosh AP-1

Sanitas™ v.10.0.27g Software licensed to Groundwater Stats Consulting. UG
Hollow symbols indicate censored values.

Time Series

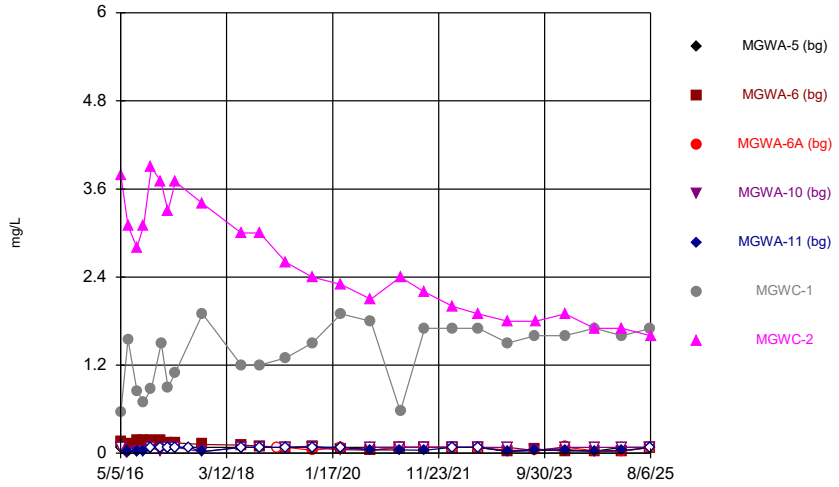

Constituent: Boron Analysis Run 9/26/2025 12:03 PM
Plant McIntosh Client: Southern Company Data: McIntosh AP-1

Sanitas™ v.10.0.27g Software licensed to Groundwater Stats Consulting. UG
Hollow symbols indicate censored values.

Time Series

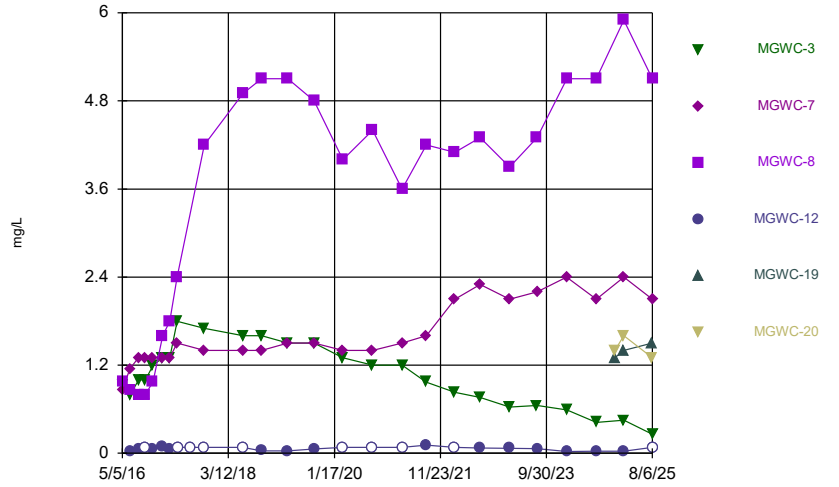

Constituent: Boron Analysis Run 9/26/2025 12:03 PM
Plant McIntosh Client: Southern Company Data: McIntosh AP-1

Sanitas™ v.10.0.27g Software licensed to Groundwater Stats Consulting. UG
Hollow symbols indicate censored values.

Time Series

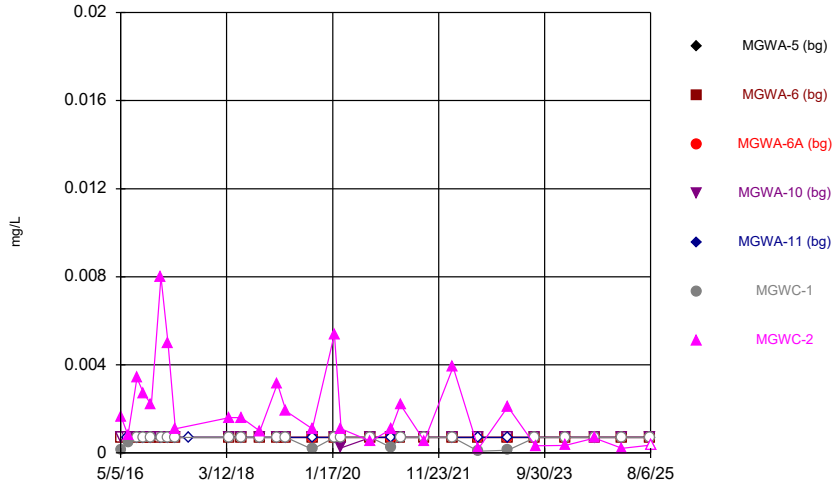

Constituent: Cadmium Analysis Run 9/26/2025 12:03 PM
Plant McIntosh Client: Southern Company Data: McIntosh AP-1

Sanitas™ v.10.0.27g Software licensed to Groundwater Stats Consulting. UG
Hollow symbols indicate censored values.

Time Series

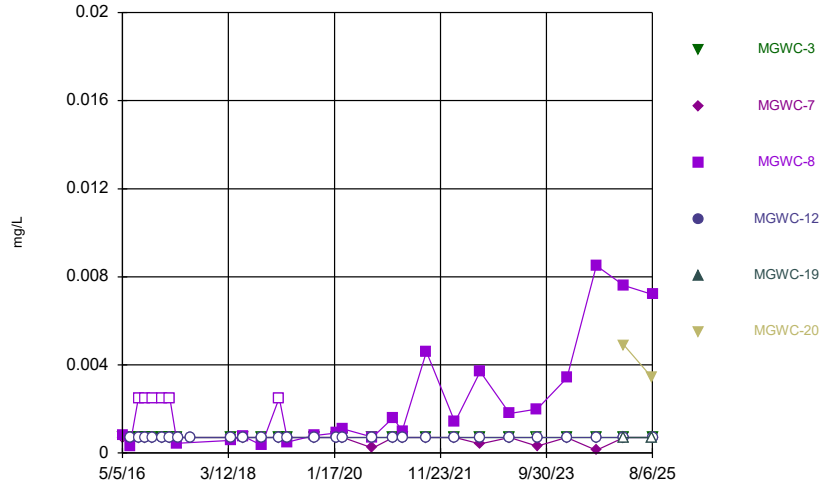

Constituent: Cadmium Analysis Run 9/26/2025 12:03 PM
Plant McIntosh Client: Southern Company Data: McIntosh AP-1

Sanitas™ v.10.0.27g Software licensed to Groundwater Stats Consulting. UG

Time Series

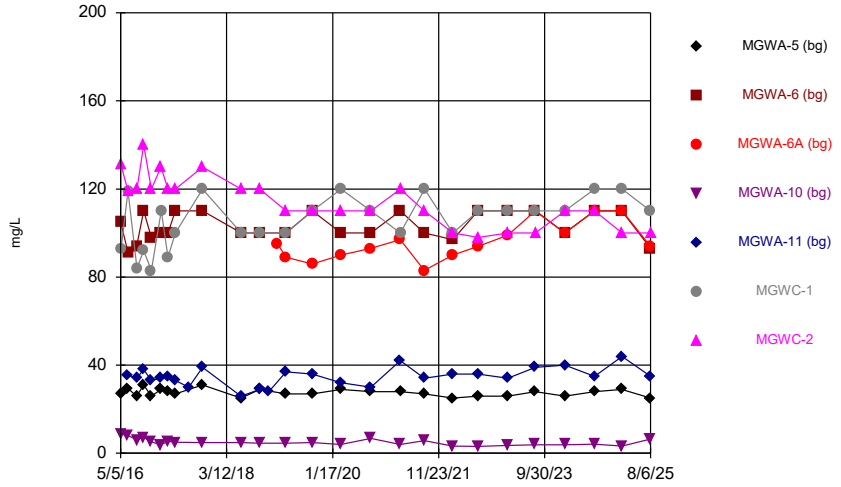

Constituent: Calcium Analysis Run 9/26/2025 12:03 PM

Plant McIntosh Client: Southern Company Data: McIntosh AP-1

Sanitas™ v.10.0.27g Software licensed to Groundwater Stats Consulting. UG

Time Series

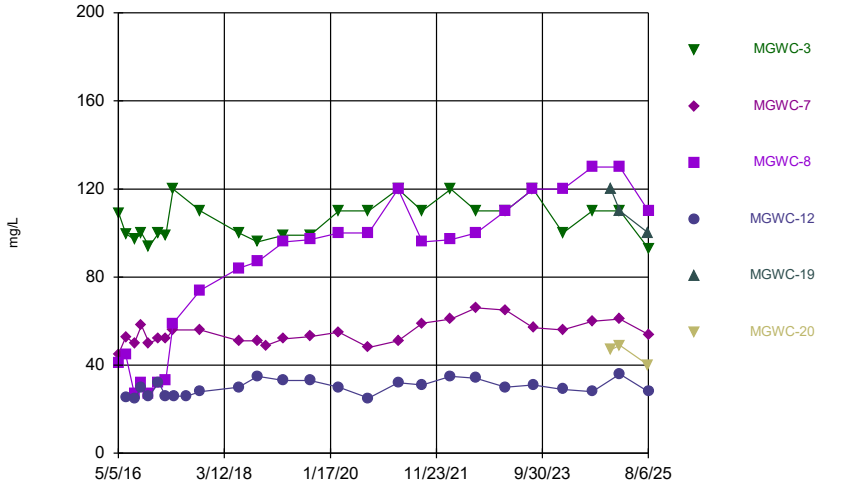

Constituent: Calcium Analysis Run 9/26/2025 12:03 PM

Plant McIntosh Client: Southern Company Data: McIntosh AP-1

Sanitas™ v.10.0.27g Software licensed to Groundwater Stats Consulting. UG
Hollow symbols indicate censored values.

Time Series

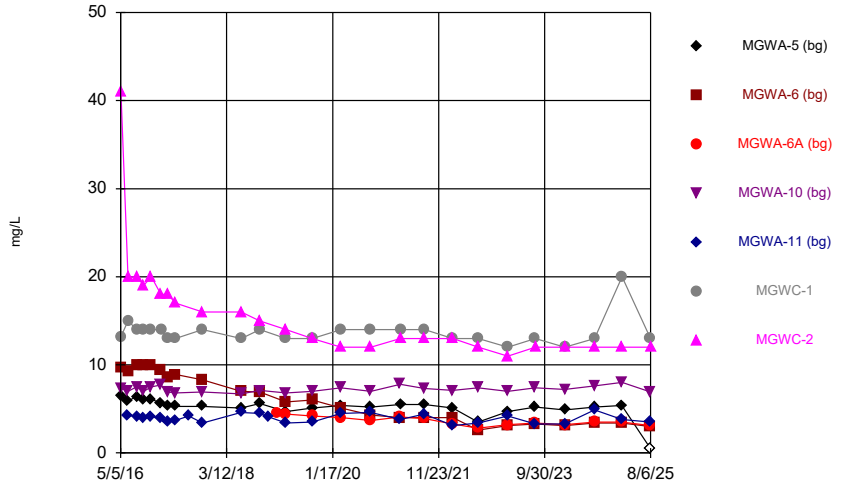

Constituent: Chloride Analysis Run 9/26/2025 12:03 PM

Plant McIntosh Client: Southern Company Data: McIntosh AP-1

Sanitas™ v.10.0.27g Software licensed to Groundwater Stats Consulting. UG

Time Series

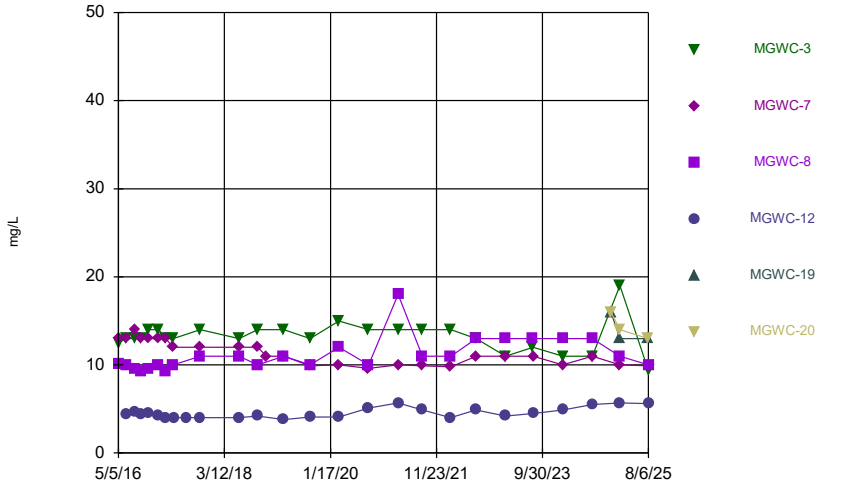

Constituent: Chloride Analysis Run 9/26/2025 12:03 PM

Plant McIntosh Client: Southern Company Data: McIntosh AP-1

Sanitas™ v.10.0.27g Software licensed to Groundwater Stats Consulting. UG
Hollow symbols indicate censored values.

Time Series

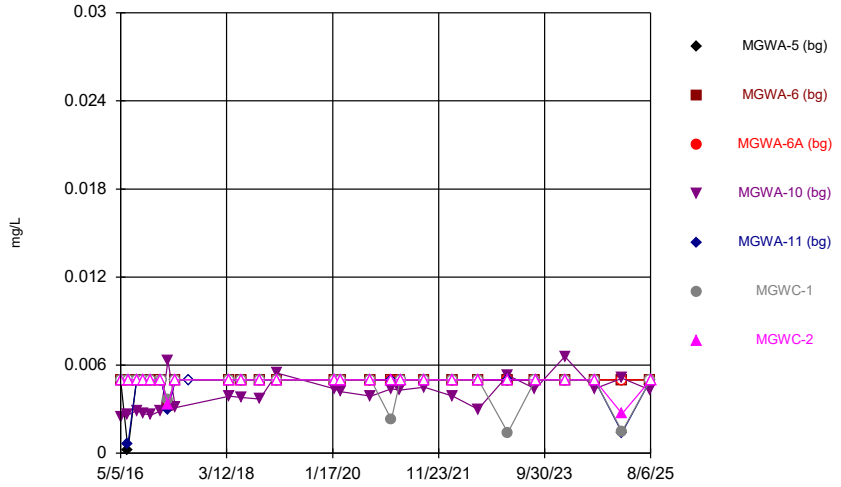

Constituent: Chromium Analysis Run 9/26/2025 12:03 PM
Plant McIntosh Client: Southern Company Data: McIntosh AP-1

Sanitas™ v.10.0.27g Software licensed to Groundwater Stats Consulting. UG
Hollow symbols indicate censored values.

Time Series

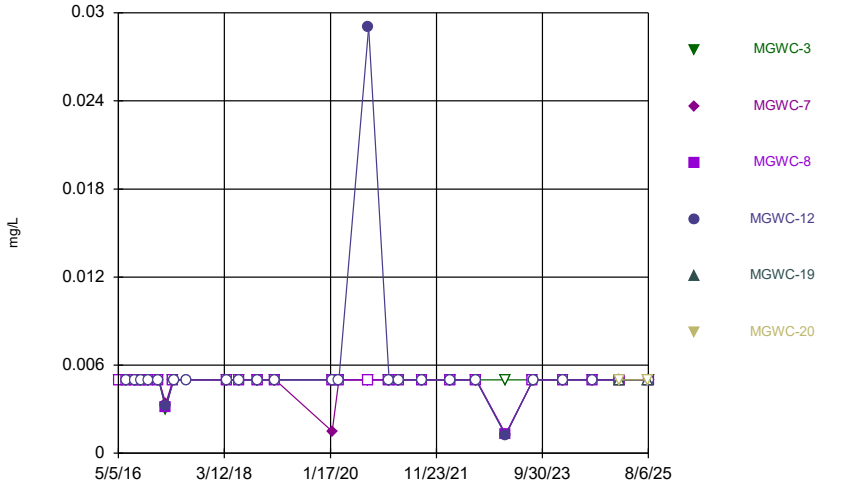

Constituent: Chromium Analysis Run 9/26/2025 12:03 PM
Plant McIntosh Client: Southern Company Data: McIntosh AP-1

Sanitas™ v.10.0.27g Software licensed to Groundwater Stats Consulting. UG
Hollow symbols indicate censored values.

Time Series

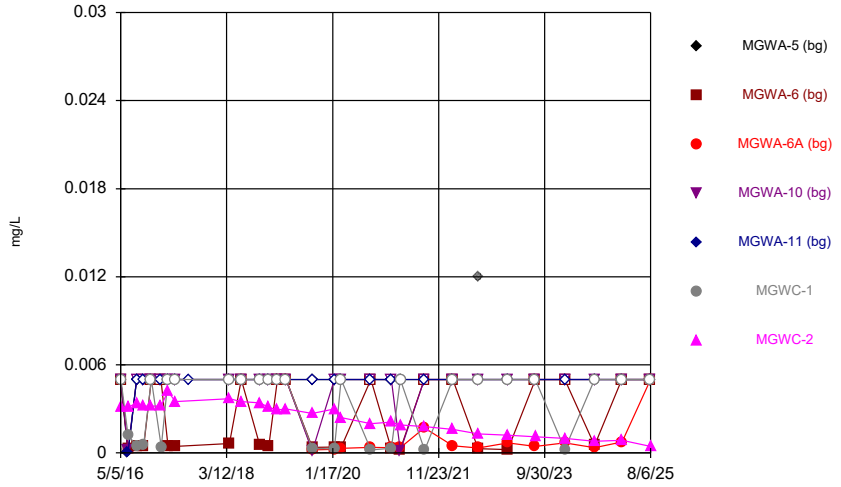

Constituent: Cobalt Analysis Run 9/26/2025 12:03 PM
Plant McIntosh Client: Southern Company Data: McIntosh AP-1

Sanitas™ v.10.0.27g Software licensed to Groundwater Stats Consulting. UG
Hollow symbols indicate censored values.

Time Series

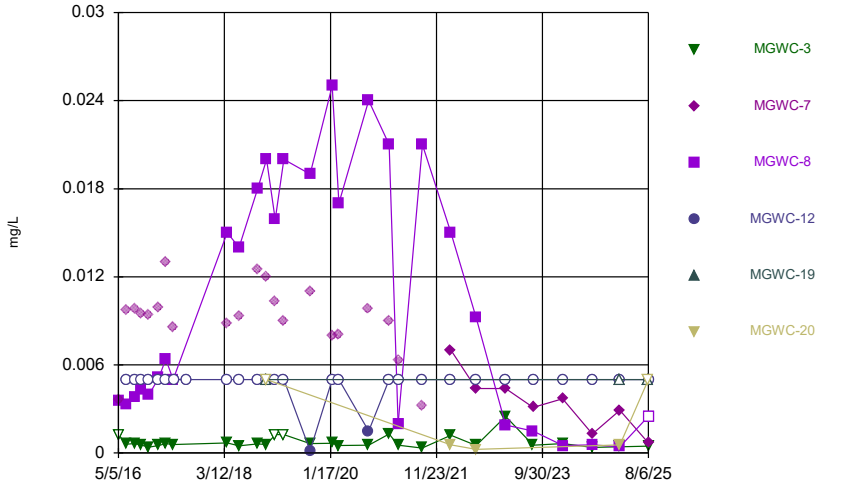

Constituent: Cobalt Analysis Run 9/26/2025 12:03 PM
Plant McIntosh Client: Southern Company Data: McIntosh AP-1

Sanitas™ v.10.0.27g Software licensed to Groundwater Stats Consulting. UG

Time Series

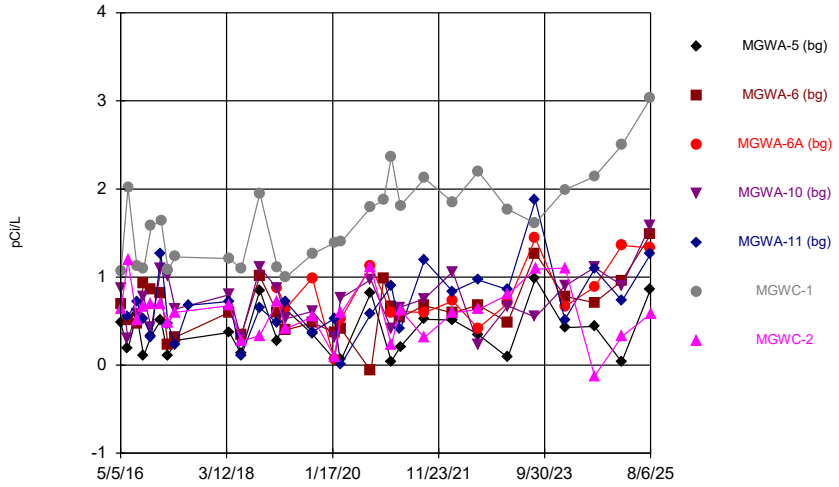

Constituent: Combined Radium 226 + 228 Analysis Run 9/26/2025 12:03 PM
Plant McIntosh Client: Southern Company Data: McIntosh AP-1

Sanitas™ v.10.0.27g Software licensed to Groundwater Stats Consulting. UG

Time Series

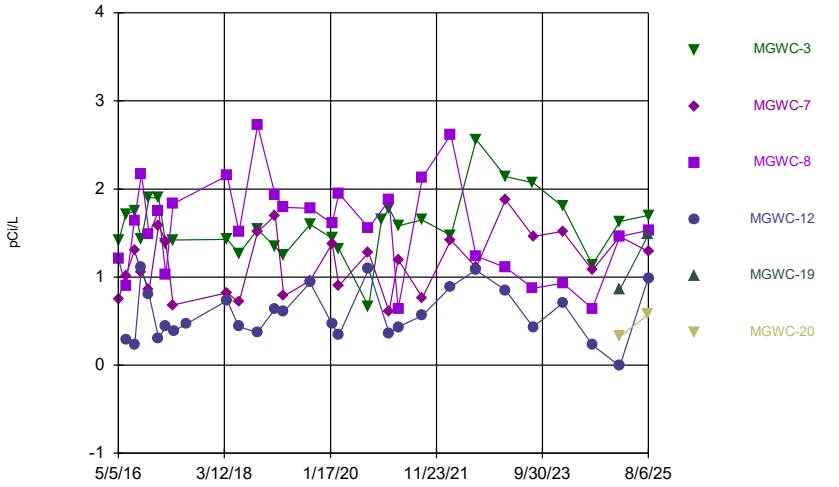

Constituent: Combined Radium 226 + 228 Analysis Run 9/26/2025 12:03 PM
Plant McIntosh Client: Southern Company Data: McIntosh AP-1

Sanitas™ v.10.0.27g Software licensed to Groundwater Stats Consulting. UG
Hollow symbols indicate censored values.

Time Series

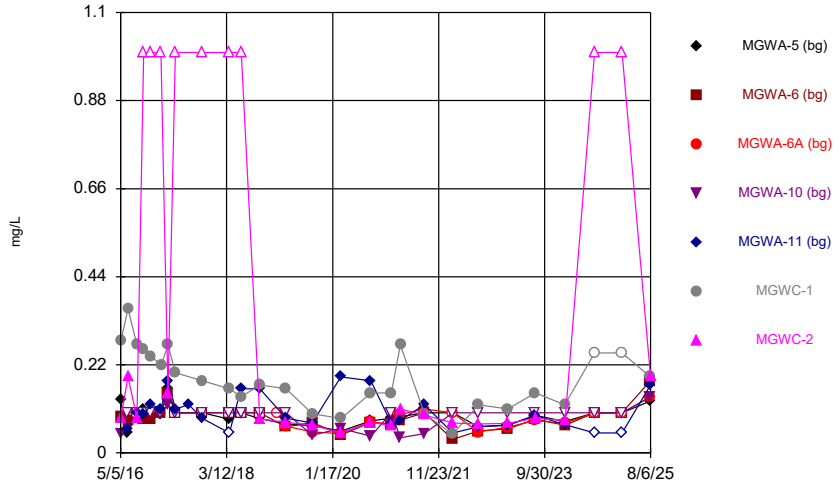

Constituent: Fluoride Analysis Run 9/26/2025 12:03 PM
Plant McIntosh Client: Southern Company Data: McIntosh AP-1

Sanitas™ v.10.0.27g Software licensed to Groundwater Stats Consulting. UG
Hollow symbols indicate censored values.

Time Series

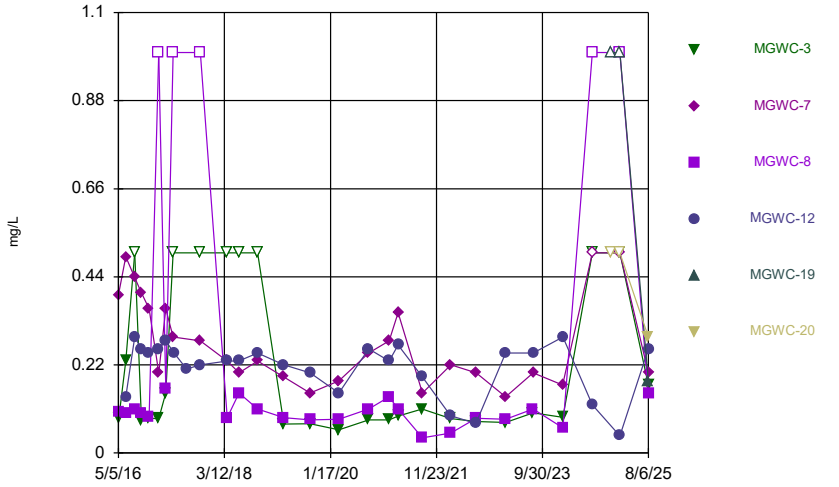

Constituent: Fluoride Analysis Run 9/26/2025 12:03 PM
Plant McIntosh Client: Southern Company Data: McIntosh AP-1

Sanitas™ v.10.0.27g Software licensed to Groundwater Stats Consulting. UG
Hollow symbols indicate censored values.

Time Series

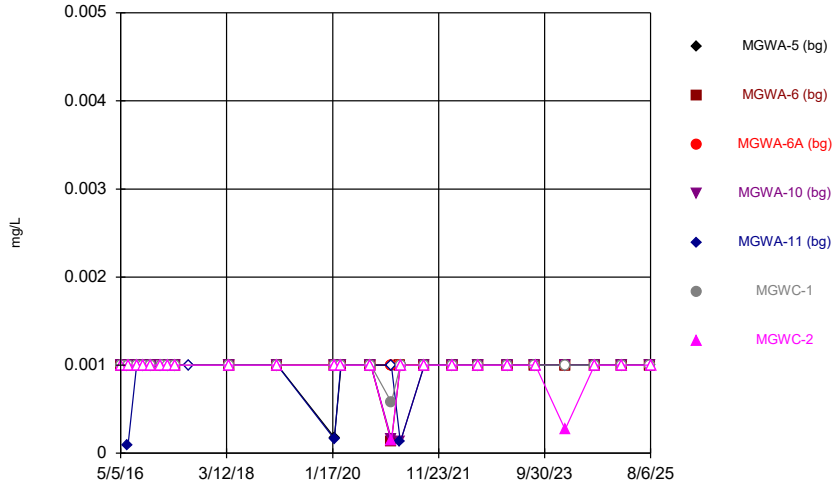

Constituent: Lead Analysis Run 9/26/2025 12:03 PM
Plant McIntosh Client: Southern Company Data: McIntosh AP-1

Sanitas™ v.10.0.27g Software licensed to Groundwater Stats Consulting. UG
Hollow symbols indicate censored values.

Time Series

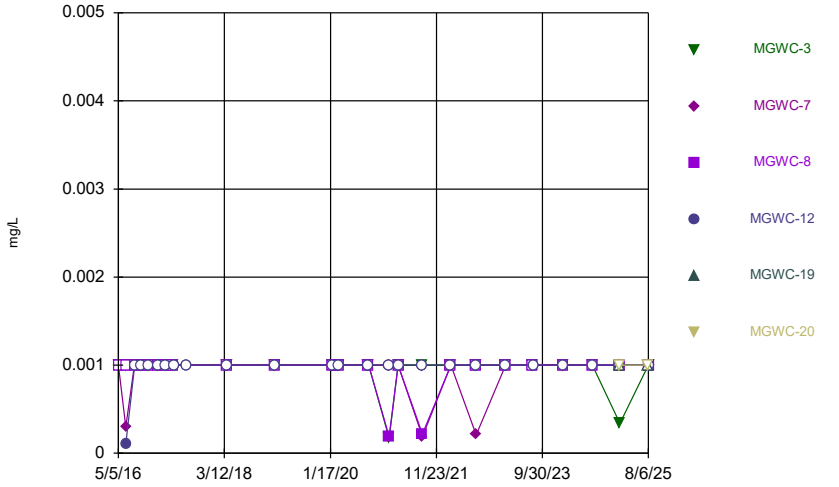

Constituent: Lead Analysis Run 9/26/2025 12:03 PM
Plant McIntosh Client: Southern Company Data: McIntosh AP-1

Sanitas™ v.10.0.27g Software licensed to Groundwater Stats Consulting. UG
Hollow symbols indicate censored values.

Time Series

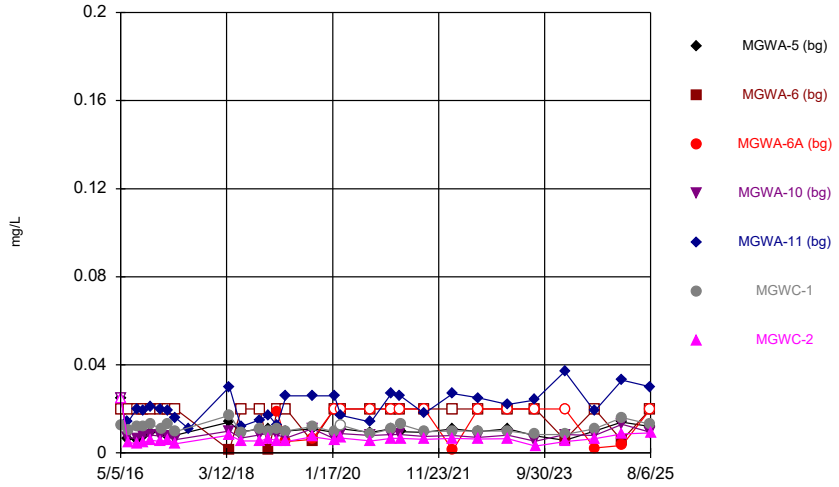

Constituent: Lithium Analysis Run 9/26/2025 12:03 PM
Plant McIntosh Client: Southern Company Data: McIntosh AP-1

Sanitas™ v.10.0.27g Software licensed to Groundwater Stats Consulting. UG

Time Series

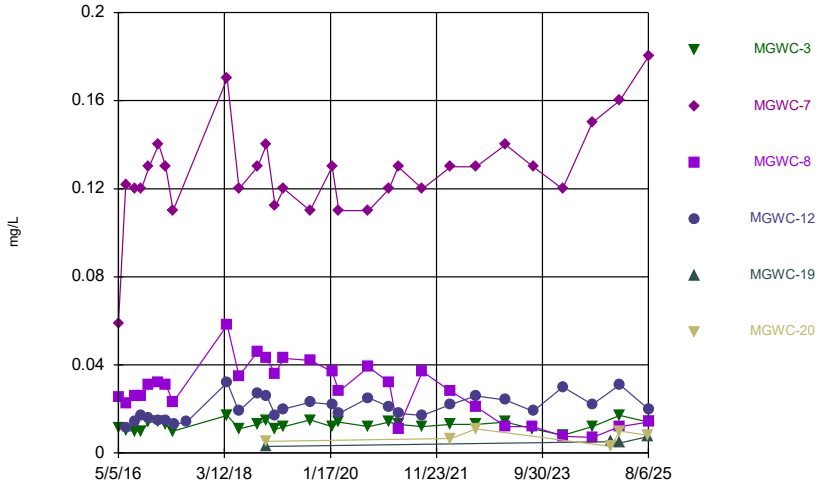

Constituent: Lithium Analysis Run 9/26/2025 12:03 PM
Plant McIntosh Client: Southern Company Data: McIntosh AP-1

Sanitas™ v.10.0.27g Software licensed to Groundwater Stats Consulting. UG
Hollow symbols indicate censored values.

Time Series

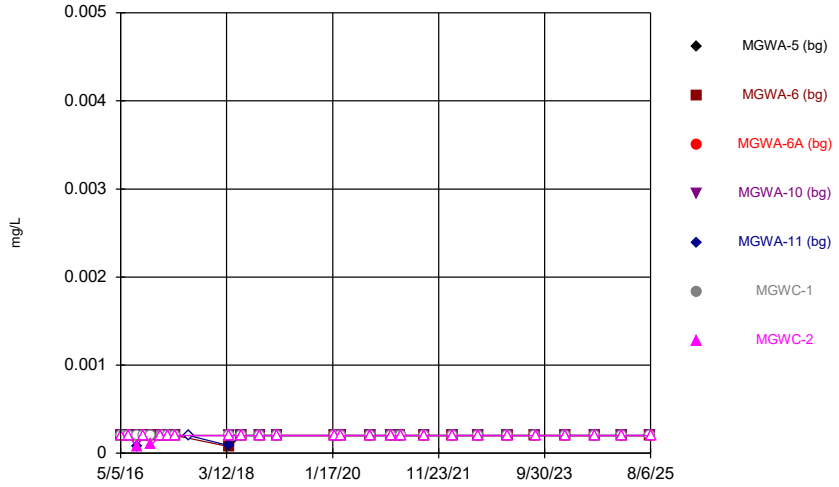

Constituent: Mercury Analysis Run 9/26/2025 12:03 PM
Plant McIntosh Client: Southern Company Data: McIntosh AP-1

Sanitas™ v.10.0.27g Software licensed to Groundwater Stats Consulting. UG
Hollow symbols indicate censored values.

Time Series

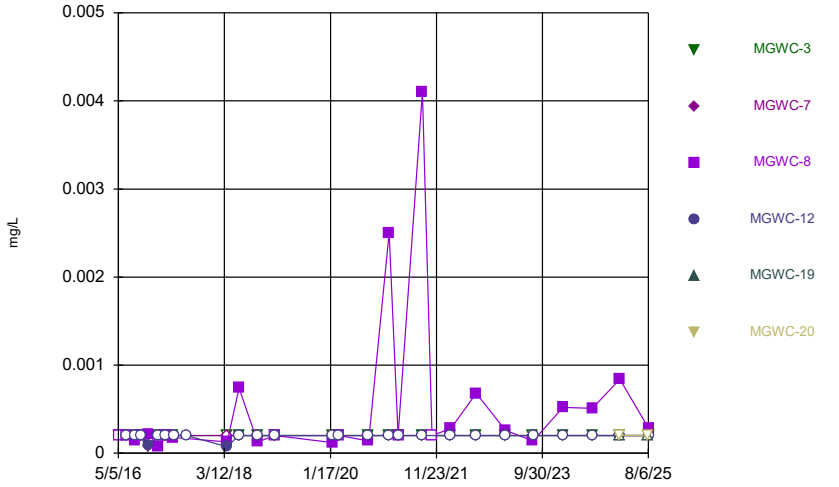

Constituent: Mercury Analysis Run 9/26/2025 12:03 PM
Plant McIntosh Client: Southern Company Data: McIntosh AP-1

Sanitas™ v.10.0.27g Software licensed to Groundwater Stats Consulting. UG
Hollow symbols indicate censored values.

Time Series

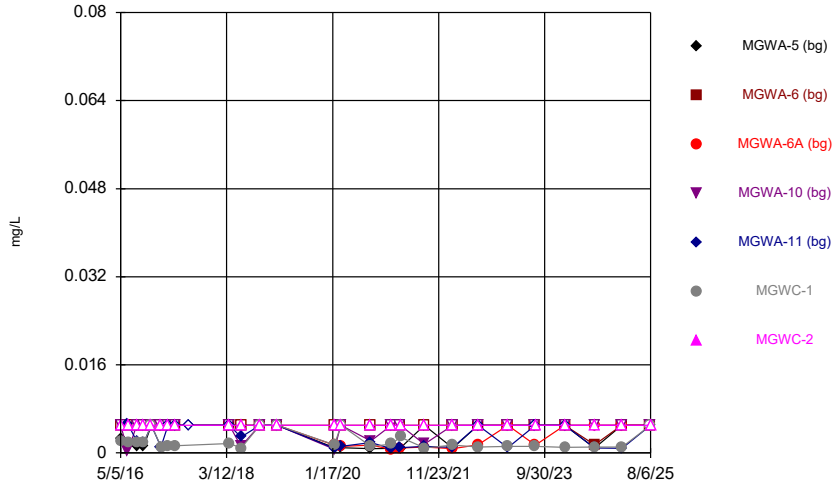

Constituent: Molybdenum Analysis Run 9/26/2025 12:03 PM
Plant McIntosh Client: Southern Company Data: McIntosh AP-1

Sanitas™ v.10.0.27g Software licensed to Groundwater Stats Consulting. UG
Hollow symbols indicate censored values.

Time Series

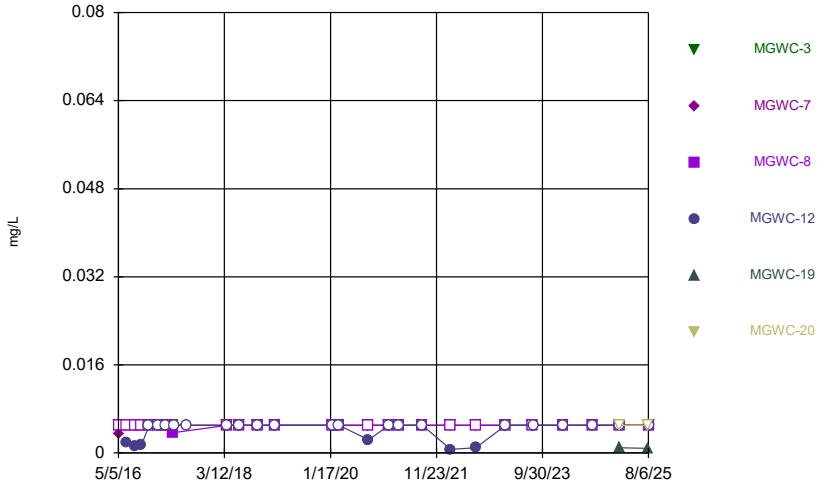

Constituent: Molybdenum Analysis Run 9/26/2025 12:03 PM
Plant McIntosh Client: Southern Company Data: McIntosh AP-1

Sanitas™ v.10.0.27g Software licensed to Groundwater Stats Consulting. UG

Time Series

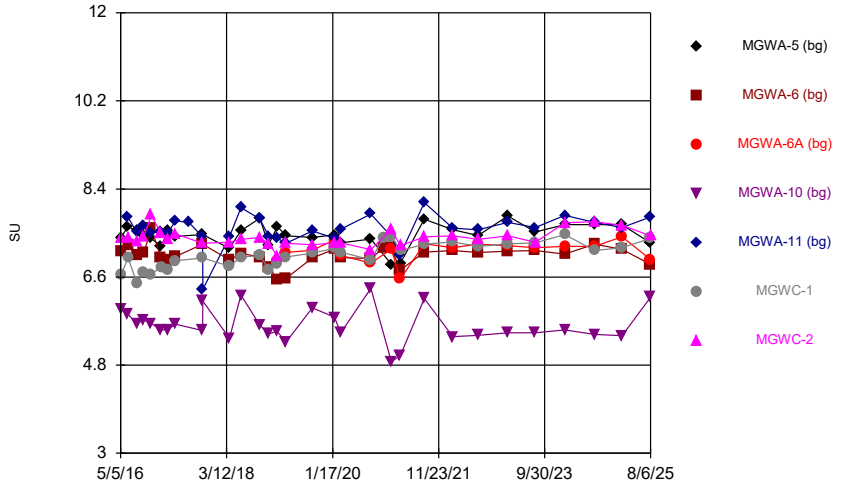

Constituent: pH, Field Analysis Run 9/26/2025 12:03 PM

Plant McIntosh Client: Southern Company Data: McIntosh AP-1

Sanitas™ v.10.0.27g Software licensed to Groundwater Stats Consulting. UG

Time Series

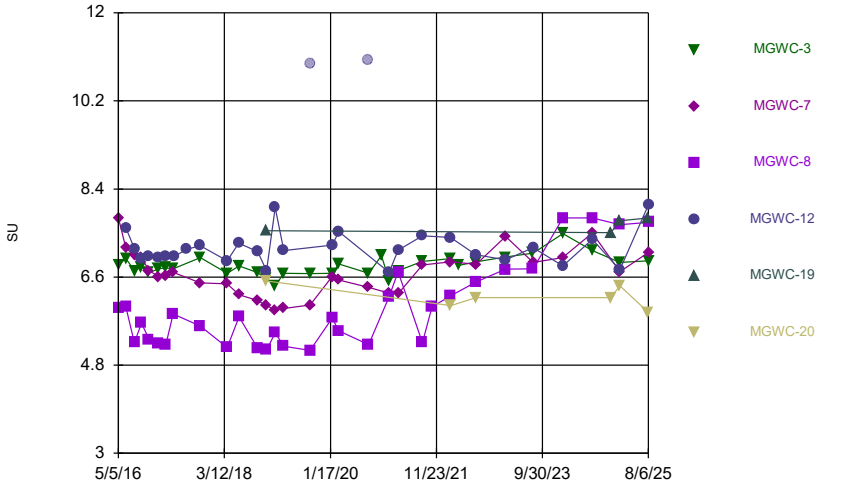

Constituent: pH, Field Analysis Run 9/26/2025 12:03 PM

Plant McIntosh Client: Southern Company Data: McIntosh AP-1

Sanitas™ v.10.0.27g Software licensed to Groundwater Stats Consulting. UG
Hollow symbols indicate censored values.

Time Series

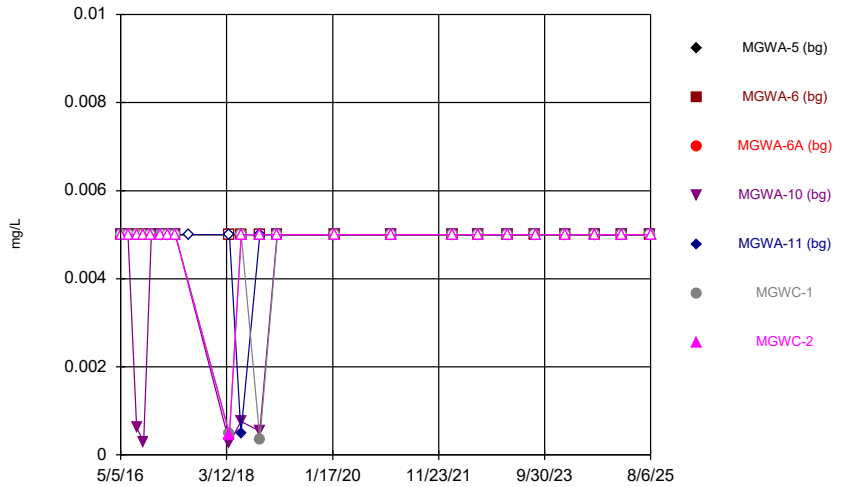

Constituent: Selenium Analysis Run 9/26/2025 12:03 PM

Plant McIntosh Client: Southern Company Data: McIntosh AP-1

Sanitas™ v.10.0.27g Software licensed to Groundwater Stats Consulting. UG
Hollow symbols indicate censored values.

Time Series

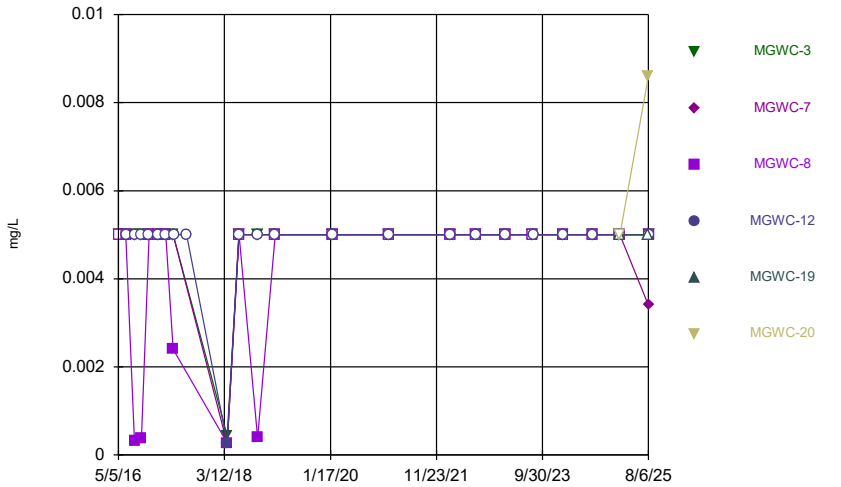

Constituent: Selenium Analysis Run 9/26/2025 12:03 PM

Plant McIntosh Client: Southern Company Data: McIntosh AP-1

Sanitas™ v.10.0.27g Software licensed to Groundwater Stats Consulting. UG
Hollow symbols indicate censored values.

Time Series

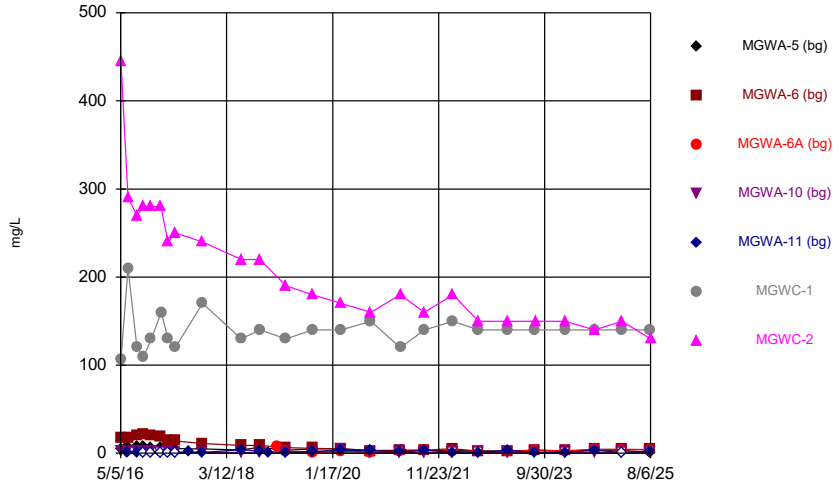

Constituent: Sulfate Analysis Run 9/26/2025 12:03 PM
Plant McIntosh Client: Southern Company Data: McIntosh AP-1

Sanitas™ v.10.0.27g Software licensed to Groundwater Stats Consulting. UG
Hollow symbols indicate censored values.

Time Series

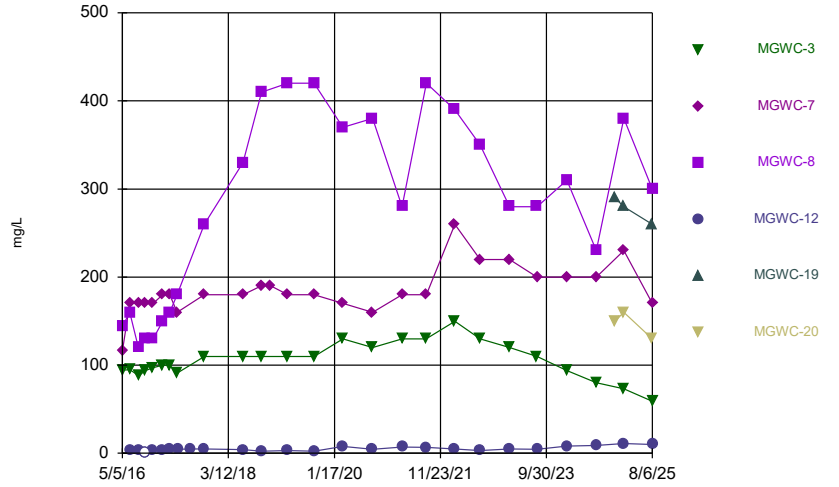

Constituent: Sulfate Analysis Run 9/26/2025 12:03 PM
Plant McIntosh Client: Southern Company Data: McIntosh AP-1

Sanitas™ v.10.0.27g Software licensed to Groundwater Stats Consulting. UG

Time Series

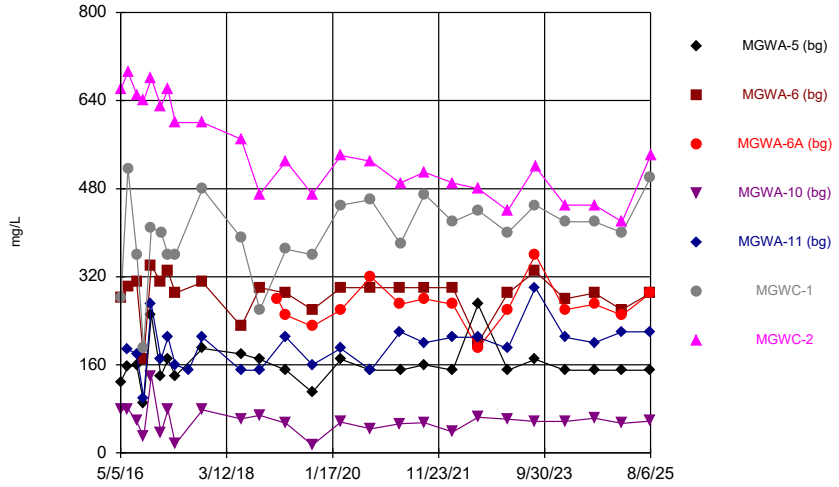

Constituent: TDS Analysis Run 9/26/2025 12:03 PM
Plant McIntosh Client: Southern Company Data: McIntosh AP-1

Sanitas™ v.10.0.27g Software licensed to Groundwater Stats Consulting. UG

Time Series

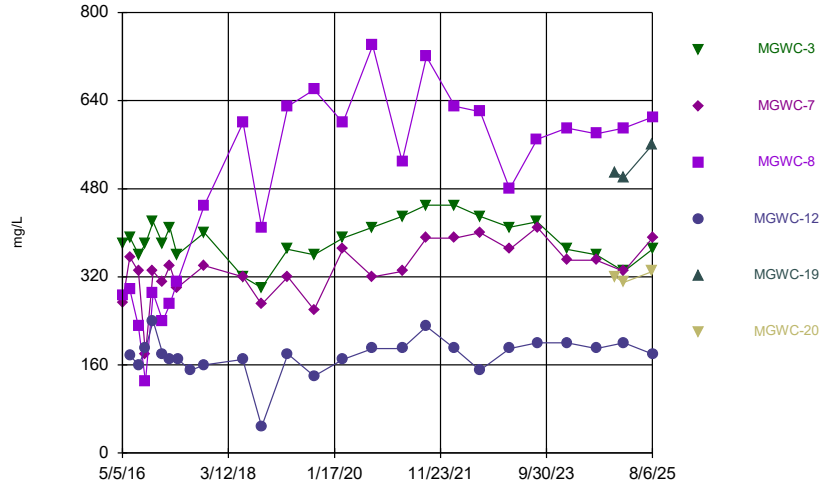

Constituent: TDS Analysis Run 9/26/2025 12:03 PM
Plant McIntosh Client: Southern Company Data: McIntosh AP-1

Sanitas™ v.10.0.27g Software licensed to Groundwater Stats Consulting. UG
Hollow symbols indicate censored values.

Time Series

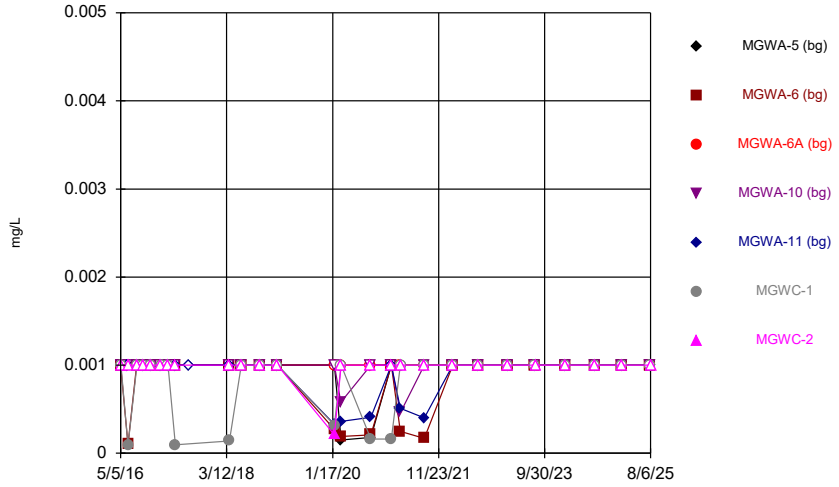

Constituent: Thallium Analysis Run 9/26/2025 12:04 PM
Plant McIntosh Client: Southern Company Data: McIntosh AP-1

Sanitas™ v.10.0.27g Software licensed to Groundwater Stats Consulting. UG
Hollow symbols indicate censored values.

Time Series

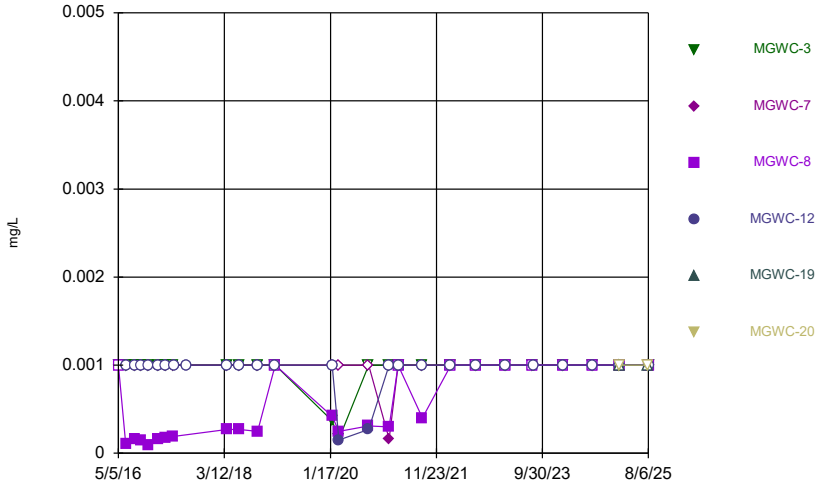

Constituent: Thallium Analysis Run 9/26/2025 12:04 PM
Plant McIntosh Client: Southern Company Data: McIntosh AP-1

Time Series

Constituent: Antimony (mg/L) Analysis Run 9/26/2025 12:05 PM

Plant McIntosh Client: Southern Company Data: McIntosh AP-1

	MGWA-5 (bg)	MGWA-6 (bg)	MGWA-6A (bg)	MGWA-10 (bg)	MGWA-11 (bg)	MGWC-1	MGWC-2
5/5/2016	0.0012 (J)	<0.005		0.00112 (J)			
5/6/2016						<0.005	<0.005
6/20/2016	<0.005			<0.005	<0.005		
6/21/2016		0.0017 (J)				<0.005	<0.005
8/15/2016	<0.005	<0.005		<0.005	<0.005		
8/16/2016						<0.005	<0.005
9/28/2016	<0.005	<0.005		<0.005	<0.005	<0.005	
9/29/2016							<0.005
11/16/2016	<0.005	<0.005		<0.005	<0.005	<0.005	<0.005
1/16/2017				<0.005			
1/17/2017	<0.005	<0.005			<0.005		
1/18/2017							<0.005
1/19/2017						<0.005	
3/2/2017	<0.005	<0.005		<0.005	<0.005	<0.005	<0.005
4/18/2017	<0.005	<0.005		<0.005	<0.005	<0.005	
4/19/2017							<0.005
7/13/2017					<0.005		
3/29/2018	<0.005	<0.005		<0.005	<0.005	<0.005	
3/30/2018							<0.005
1/28/2019				<0.005	<0.005		
1/29/2019	<0.005	<0.005	<0.005			<0.005	<0.005
1/28/2020	<0.005	<0.005	<0.005	0.00049 (J)	<0.005		
1/29/2020						<0.005	<0.005
3/9/2020				<0.005	<0.005		
3/10/2020	<0.005	<0.005	<0.005			<0.005	<0.005
9/16/2020	<0.005	<0.005	<0.005	0.00098 (J)	0.0011 (J)		<0.005
9/17/2020						<0.005	
1/25/2021				<0.005			
1/26/2021	<0.005	<0.005	<0.005		<0.005	0.00038 (J)	<0.005
3/23/2021		<0.005	<0.005	<0.005	<0.005		
3/24/2021	<0.005					<0.005	<0.005
8/23/2021				<0.005	0.00052 (J)		
8/24/2021	<0.005	<0.005	<0.005				<0.005
8/25/2021						<0.005	
2/22/2022	<0.005	<0.005	<0.005	<0.005	<0.005	<0.005	
2/23/2022							<0.005
8/2/2022	<0.005	<0.005	<0.005	<0.005	<0.005		
8/3/2022						<0.005	
8/4/2022							<0.005
2/7/2023	<0.005	<0.005	<0.005	<0.005	<0.005		
2/8/2023						<0.005	<0.005
8/1/2023	<0.005	<0.005	<0.005	<0.005	<0.005	<0.005	
8/2/2023							<0.005
2/6/2024	<0.005	<0.005	<0.005	<0.005	<0.005	<0.005	
2/7/2024							<0.005
8/13/2024	<0.005	<0.005	<0.005	<0.005	<0.005	<0.005	
8/14/2024							<0.005
2/3/2025	<0.005	<0.005					
2/4/2025			<0.005	<0.005	<0.005	<0.005	
2/5/2025							<0.005
8/5/2025	<0.005	<0.005	<0.005	<0.005	<0.005	<0.005	
8/6/2025							<0.005

ND substitution: RL or RL/2 if <15% NDs.

Time Series

Constituent: Antimony (mg/L) Analysis Run 9/26/2025 12:05 PM

Plant McIntosh Client: Southern Company Data: McIntosh AP-1

	MGWC-3	MGWC-7	MGWC-8	MGWC-12	MGWC-19	MGWC-20
5/5/2016		0.00197 (J)	<0.005			
5/6/2016	<0.005					
6/21/2016	0.0003 (J)	<0.005	<0.005	0.0004 (J)		
8/15/2016		<0.005	<0.005			
8/16/2016	<0.005			<0.005		
9/28/2016		<0.005	<0.005			
9/29/2016	<0.005			<0.005		
11/16/2016	<0.005	<0.005	<0.005	<0.005		
1/17/2017	<0.005	<0.005	<0.005			
1/18/2017				<0.005		
3/2/2017	<0.005	<0.005	<0.005	<0.005		
4/18/2017	<0.005	<0.005	<0.005			
4/25/2017				<0.005		
7/13/2017				<0.005		
3/29/2018		<0.005		<0.005		
3/30/2018	<0.005		<0.005			
1/29/2019	<0.005	<0.005	<0.005	<0.005		
1/28/2020		<0.005		<0.005		
1/29/2020	<0.005		<0.005			
3/10/2020	<0.005	<0.005	<0.005	<0.005		
9/16/2020				<0.005		
9/17/2020	<0.005	<0.005	<0.005			
1/26/2021	0.00044 (J)	<0.005	<0.005	<0.005		
3/24/2021	<0.005	<0.005	<0.005	<0.005		
8/24/2021	<0.005					
8/25/2021		<0.005	<0.005	<0.005		
2/22/2022				<0.005		
2/23/2022	<0.005	<0.005	<0.005			
8/2/2022				0.0015 (J)		
8/3/2022	<0.005	<0.005				
8/4/2022			<0.005			
2/7/2023	<0.005			<0.005		
2/8/2023		0.00051 (J)	<0.005			
8/1/2023	<0.005		<0.005			
8/2/2023		<0.005		<0.005		
2/6/2024		<0.005				
2/7/2024	<0.005		<0.005	<0.005		
8/14/2024	<0.005	<0.005	<0.005	<0.005		
2/4/2025	<0.005	<0.005	<0.005	<0.005		<0.005
2/5/2025					<0.005	
8/5/2025					<0.005	<0.005
8/6/2025	<0.005	<0.005	<0.005	<0.005		

ND substitution: RL or RL/2 if <15% NDs.

Time Series

Constituent: Arsenic (mg/L) Analysis Run 9/26/2025 12:05 PM

Plant McIntosh Client: Southern Company Data: McIntosh AP-1

	MGWA-5 (bg)	MGWA-6 (bg)	MGWA-6A (bg)	MGWA-10 (bg)	MGWA-11 (bg)	MGWC-1	MGWC-2
5/5/2016	<0.005	0.0343		<0.005			
5/6/2016						0.00299 (J)	<0.005
6/7/2016		0.036					
6/20/2016	0.00014 (J)			0.00036 (J)	0.003 (J)		
6/21/2016		0.0352				0.0047 (J)	<0.005
8/15/2016	<0.005	0.035		0.00096 (J)	0.0033		
8/16/2016						0.003	<0.005
9/28/2016	0.00062 (J)	0.033		0.00095 (J)	0.0026	0.0036	
9/29/2016							<0.005
11/16/2016	<0.005	0.02		<0.005	0.0013	0.003	0.00068 (J)
1/16/2017				<0.005			
1/17/2017	<0.005	0.022			<0.00125		
1/18/2017							<0.005
1/19/2017						0.0024	
3/2/2017	<0.005	0.021		<0.005	0.0015	0.0027	0.00065 (J)
4/18/2017	<0.005	0.018		<0.005	0.00071 (J)	0.0024	
4/19/2017							<0.005
7/13/2017					0.00066 (J)		
3/29/2018	<0.005	0.014		<0.005	0.002	0.0023	
3/30/2018							<0.005
6/12/2018	<0.005			<0.005	0.0017		
6/13/2018		0.011				0.0021	<0.005
10/9/2018	<0.005			<0.005	0.00072 (J)		
10/10/2018		0.014				0.0024	<0.005
1/28/2019				<0.005	<0.00125		
1/29/2019	<0.005	0.00972	0.01075 (D)			0.00255	<0.005
3/25/2019	0.00069 (J)		0.0012 (J)	<0.005	0.0022		
3/26/2019		0.0097				0.002	<0.005
9/10/2019	0.00039 (J)	0.0085	0.0021	<0.005	0.0018	0.0018	0.00036 (J)
1/28/2020	0.00036 (J)	0.0063	0.0028	<0.005	0.0014		
1/29/2020						0.0021	0.0004 (J)
3/9/2020				<0.005	0.00073 (J)		
3/10/2020	0.00031 (J)	0.0093	0.0029			0.0019	<0.005
9/16/2020	0.00035 (J)	0.0089	0.011	<0.005	0.00069 (J)		<0.005
9/17/2020						0.002	
1/25/2021				<0.005			
1/26/2021	0.00034 (J)	0.0094	0.0045		0.0022	0.0033	<0.005
3/23/2021		0.0089	0.0098	0.00033 (J)	0.0023		
3/24/2021	0.00033 (J)					0.0024	<0.005
8/23/2021				<0.005	0.00077 (J)		
8/24/2021	<0.005	0.0087	0.0021				<0.005
8/25/2021						0.00092 (J)	
2/22/2022	0.00052 (J)	0.011	0.013	<0.005	0.0024	0.0014	
2/23/2022							<0.005
8/2/2022	<0.005	0.0093	0.002	<0.005	0.0022		
8/3/2022						0.0015	
8/4/2022							<0.005
2/7/2023	<0.005	0.011	0.013	<0.005	0.0025		
2/8/2023						0.0016	<0.005
8/1/2023	<0.005	0.01	0.0046	<0.005	0.0025	0.0012	
8/2/2023							<0.005
2/6/2024	0.00092 (J)	0.011	0.012	0.00088 (J)	0.0031	0.0023	

ND substitution: RL or RL/2 if <15% NDs.

Time Series

Constituent: Arsenic (mg/L) Analysis Run 9/26/2025 12:05 PM

Plant McIntosh Client: Southern Company Data: McIntosh AP-1

	MGWA-5 (bg)	MGWA-6 (bg)	MGWA-6A (bg)	MGWA-10 (bg)	MGWA-11 (bg)	MGWC-1	MGWC-2
2/7/2024							<0.005
8/13/2024	<0.005	0.011	0.0076	<0.005	0.0033	0.0018	
8/14/2024							<0.005
2/3/2025	<0.005	0.011					
2/4/2025			0.011	0.0011	0.0033	0.0014	
2/5/2025							<0.005
8/5/2025	<0.005	0.0099	0.0032 (J)	<0.005	0.0024 (J)	<0.005	
8/6/2025							<0.005

ND substitution: RL or RL/2 if <15% NDs.

Time Series

Constituent: Arsenic (mg/L) Analysis Run 9/26/2025 12:05 PM

Plant McIntosh Client: Southern Company Data: McIntosh AP-1

	MGWC-3	MGWC-7	MGWC-8	MGWC-12	MGWC-19	MGWC-20
5/5/2016		0.00143 (J)	<0.005			
5/6/2016	0.00154 (J)					
6/21/2016	0.0016 (J)	0.0009 (J)	<0.005	0.0015 (J)		
8/15/2016		0.0012 (J)	<0.005			
8/16/2016	0.0017			0.00082 (J)		
9/28/2016		0.00084 (J)	<0.005			
9/29/2016	0.0013			0.0019		
11/16/2016	0.0014	<0.005	<0.005	0.0017		
1/17/2017	0.00056 (J)	<0.005	<0.005			
1/18/2017				0.00096 (J)		
3/2/2017	0.0018	0.0009 (J)	<0.005	0.00082 (J)		
4/18/2017	0.0018	0.0005 (J)	0.00059 (J)			
4/25/2017				<0.005		
7/13/2017				0.00047 (J)		
3/29/2018		0.00066 (J)		0.00053 (J)		
3/30/2018	0.0017		<0.005			
6/12/2018				0.00063 (J)		
6/13/2018	0.0015	<0.005	<0.005			
10/10/2018	0.0016	<0.005	<0.005	0.00098 (J)		
1/29/2019	0.00143	<0.005	<0.005	<0.005		
3/26/2019	0.0012 (J)	<0.005	<0.005	0.00079 (J)		
9/10/2019	0.0017	0.00074 (J)	0.00056 (J)	0.0011		
1/28/2020		0.00046 (J)		0.00051 (J)		
1/29/2020	0.0017		0.00047 (J)			
3/10/2020	<0.005	<0.005	<0.005	<0.005		
9/16/2020				<0.005		
9/17/2020	0.0015	0.00045 (J)	<0.005			
1/26/2021	0.0018	<0.005	<0.005	<0.005		
3/24/2021	0.0018	0.00046 (J)	0.00099 (J)	<0.005		
8/24/2021	0.0014					
8/25/2021		0.00055 (J)	<0.005	<0.005		
2/22/2022				0.00089 (J)		
2/23/2022	0.0016	0.0004 (J)	0.00044 (J)			
8/2/2022				0.0015		
8/3/2022	0.0016	0.00052 (J)				
8/4/2022			0.00075 (J)			
2/7/2023	0.0018			0.00098 (J)		
2/8/2023		<0.005	0.001			
8/1/2023	0.0017		0.00098 (J)			
8/2/2023		<0.005		<0.005		
2/6/2024		0.0012				
2/7/2024	0.0021		0.0017	0.0012		
8/14/2024	0.0022	<0.005	0.0019	<0.005		
2/4/2025	0.0021	0.001	0.0014	0.0011		0.0022
2/5/2025					0.0014	
8/5/2025					0.0023 (J)	0.0014 (J)
8/6/2025	0.0015 (J)	<0.005	<0.005	<0.005		

ND substitution: RL or RL/2 if <15% NDs.

Time Series

Constituent: Barium (mg/L) Analysis Run 9/26/2025 12:05 PM

Plant McIntosh Client: Southern Company Data: McIntosh AP-1

	MGWA-5 (bg)	MGWA-6 (bg)	MGWA-6A (bg)	MGWA-10 (bg)	MGWA-11 (bg)	MGWC-1	MGWC-2
5/5/2016	0.0295	0.0595		0.0376			
5/6/2016						0.11	0.0605
6/20/2016	0.031			0.033	0.091		
6/21/2016		0.0539				0.165	0.0613
8/15/2016	0.032	0.053		0.029	0.11		
8/16/2016						0.094	0.052
9/28/2016	0.038	0.06		0.032	0.12	0.1	
9/29/2016							0.053
11/16/2016	0.035	0.052		0.027	0.11	0.096	0.056
1/16/2017				0.022			
1/17/2017	0.039	0.051			0.11		
1/18/2017							0.06
1/19/2017						0.12	
3/2/2017	0.037	0.043		0.027	0.11	0.097	0.056
4/18/2017	0.035	0.042		0.024	0.1	0.092	
4/19/2017							0.051
7/13/2017					0.087		
3/29/2018	0.037	0.043		0.021	0.11	0.095	
3/30/2018							0.049
6/12/2018	0.036			0.025	0.068		
6/13/2018		0.037				0.096	0.05
10/9/2018	0.034			0.024	0.072		
10/10/2018		0.037				0.095	0.046
1/28/2019				0.0249	0.0834		
1/29/2019	0.0363	0.0393	0.0421			0.107	0.0496
3/25/2019	0.035		0.044	0.023	0.11		
3/26/2019		0.033				0.096	0.048
9/10/2019	0.035	0.04	0.042	0.031	0.13	0.11	0.053
1/28/2020	0.034	0.034	0.037	0.025	0.13		
1/29/2020						0.11	0.051
3/9/2020				0.023	0.094		
3/10/2020	0.043	0.031	0.035			0.13	0.049
9/16/2020	0.037	0.028	0.034	0.025	0.078		0.048
9/17/2020						0.11	
1/25/2021				0.023			
1/26/2021	0.039	0.029	0.03		0.13	0.14	0.049
3/23/2021		0.028	0.031	0.02	0.13		
3/24/2021	0.032					0.1	0.049
8/23/2021				0.024	0.096		
8/24/2021	0.027	0.026	0.026				0.047
8/25/2021						0.11	
2/22/2022	0.038	0.03	0.034	0.022	0.13	0.11	
2/23/2022							0.046
8/2/2022	0.031	0.034	0.023	0.018	0.12		
8/3/2022						0.11	
8/4/2022							0.042
2/7/2023	0.028	0.03	0.032	0.021	0.1		
2/8/2023						0.1	0.044
8/1/2023	0.037	0.029	0.029	0.021	0.12	0.1	
8/2/2023							0.04
2/6/2024	0.039	0.029	0.031	0.023	0.13	0.12	
2/7/2024							0.047

Time Series

Constituent: Barium (mg/L) Analysis Run 9/26/2025 12:05 PM

Plant McIntosh Client: Southern Company Data: McIntosh AP-1

	MGWA-5 (bg)	MGWA-6 (bg)	MGWA-6A (bg)	MGWA-10 (bg)	MGWA-11 (bg)	MGWC-1	MGWC-2
8/13/2024	0.038	0.029	0.033	0.023	0.11	0.11	
8/14/2024							0.045
2/3/2025	0.039	0.03					
2/4/2025			0.034	0.019	0.15	0.12	
2/5/2025							0.057
8/5/2025	0.032	0.025	0.028	0.022	0.12	0.11	
8/6/2025							0.044

Time Series

Constituent: Barium (mg/L) Analysis Run 9/26/2025 12:05 PM

Plant McIntosh Client: Southern Company Data: McIntosh AP-1

	MGWC-3	MGWC-7	MGWC-8	MGWC-12	MGWC-19	MGWC-20
5/5/2016		0.039	0.0364			
5/6/2016	0.151					
6/21/2016	0.174	0.0152	0.0386	0.0439		
8/15/2016		0.015	0.03			
8/16/2016	0.13			0.041		
9/28/2016		0.014	0.034			
9/29/2016	0.14			0.052		
11/16/2016	0.14	0.013	0.034	0.044		
1/17/2017	0.16	0.014	0.038			
1/18/2017				0.056		
3/2/2017	0.15	0.013	0.037	0.04		
4/18/2017	0.14	0.011	0.04			
4/25/2017				0.042		
7/13/2017				0.043		
3/29/2018		0.01		0.061		
3/30/2018	0.13		0.041			
6/12/2018				0.063		
6/13/2018	0.14	0.0098	0.038			
10/10/2018	0.13	0.011	0.035	0.071		
1/29/2019	0.138	0.00873	0.0344	0.06		
3/26/2019	0.13	0.0086	0.032	0.06		
9/10/2019	0.15	0.012	0.035	0.073		
1/28/2020		0.012		0.069		
1/29/2020	0.15		0.033			
3/10/2020	0.15	0.013	0.036	0.056		
9/16/2020				0.1		
9/17/2020	0.16	0.0091 (J)	0.028			
1/26/2021	0.16	0.007 (J)	0.028	0.06		
3/24/2021	0.16	0.011	0.054	0.056		
8/24/2021	0.16					
8/25/2021		0.013	0.031	0.051		
2/22/2022				0.067		
2/23/2022	0.17	0.014	0.036			
8/2/2022				0.057		
8/3/2022	0.15	0.018				
8/4/2022			0.043			
2/7/2023	0.16			0.06		
2/8/2023		0.02	0.052			
8/1/2023	0.16		0.056			
8/2/2023		0.015		0.055		
2/6/2024		0.024				
2/7/2024	0.18		0.061	0.055		
8/14/2024	0.15	0.019	0.064	0.048		
2/4/2025	0.15	0.019	0.065	0.061		0.043
2/5/2025					0.025	
8/5/2025					0.027	0.034
8/6/2025	0.13	0.016	0.057	0.075		

Time Series

Constituent: Beryllium (mg/L) Analysis Run 9/26/2025 12:05 PM

Plant McIntosh Client: Southern Company Data: McIntosh AP-1

	MGWA-5 (bg)	MGWA-6 (bg)	MGWA-6A (bg)	MGWA-10 (bg)	MGWA-11 (bg)	MGWC-1	MGWC-2
5/5/2016	<0.001	<0.001		<0.001			
5/6/2016						<0.001	<0.001
6/20/2016	<0.001			3.3E-05 (J)	<0.001		
6/21/2016		<0.001				<0.001	<0.001
8/15/2016	<0.001	<0.001		<0.001	<0.001		
8/16/2016						<0.001	<0.001
9/28/2016	<0.001	<0.001		<0.001	<0.001	<0.001	
9/29/2016							<0.001
11/16/2016	<0.001	<0.001		<0.001	<0.001	<0.001	<0.001
1/16/2017				<0.001			
1/17/2017	<0.001	<0.001			<0.001		
1/18/2017							<0.001
1/19/2017						<0.001	
3/2/2017	<0.001	<0.001		<0.001	<0.001	<0.001	<0.001
4/18/2017	<0.001	<0.001		<0.001	<0.001	<0.001	
4/19/2017							<0.001
7/13/2017					<0.001		
3/29/2018	<0.001	<0.001		<0.001	<0.001	<0.001	
3/30/2018							<0.001
6/12/2018	<0.001			<0.001	<0.001		
6/13/2018		<0.001				<0.001	<0.001
10/9/2018	<0.001			<0.001	<0.001		
10/10/2018		<0.001				<0.001	<0.001
1/28/2019				<0.001	<0.001		
1/29/2019	<0.001	<0.001	<0.001			<0.001	<0.001
1/28/2020	<0.001	<0.001	<0.001	<0.001	0.0004 (J)		
1/29/2020						0.00018 (J)	<0.001
3/9/2020				0.00045 (J)	0.00018 (J)		
3/10/2020	<0.001	<0.001	<0.001			<0.001	<0.001
9/16/2020	<0.001	<0.001	<0.001	<0.001	<0.001		<0.001
9/17/2020						<0.001	
1/25/2021				<0.001			
1/26/2021	<0.001	<0.001	<0.001		<0.001	<0.001	<0.001
3/23/2021		<0.001	<0.001	0.00022 (J)	<0.001		
3/24/2021	<0.001					<0.001	<0.001
8/23/2021				<0.001	<0.001		
8/24/2021	<0.001	<0.001	<0.001				<0.001
8/25/2021						<0.001	
2/22/2022	<0.001	<0.001	<0.001	<0.001	<0.001	<0.001	
2/23/2022							<0.001
8/2/2022	<0.001	<0.001	<0.001	<0.001	<0.001		
8/3/2022						<0.001	
8/4/2022							<0.001
2/7/2023	<0.001	<0.001	<0.001	<0.001	<0.001		
2/8/2023						<0.001	<0.001
8/1/2023	<0.001	<0.001	<0.001	<0.001	<0.001	<0.001	
8/2/2023							<0.001
2/6/2024	<0.001	<0.001	<0.001	<0.001	<0.001	<0.001	
2/7/2024							<0.001
8/13/2024	<0.001	<0.001	<0.001	<0.001	<0.001	<0.001	
8/14/2024							<0.001
2/3/2025	<0.001	<0.001					

ND substitution: RL or RL/2 if <15% NDs.

Time Series

Constituent: Beryllium (mg/L) Analysis Run 9/26/2025 12:05 PM

Plant McIntosh Client: Southern Company Data: McIntosh AP-1

	MGWA-5 (bg)	MGWA-6 (bg)	MGWA-6A (bg)	MGWA-10 (bg)	MGWA-11 (bg)	MGWC-1	MGWC-2
2/4/2025			<0.001	<0.001	<0.001	<0.001	
2/5/2025							<0.001
8/5/2025	<0.001	<0.001	<0.001	<0.001	<0.001	<0.001	
8/6/2025							<0.001

ND substitution: RL or RL/2 if <15% NDs.

Time Series

Constituent: Beryllium (mg/L) Analysis Run 9/26/2025 12:05 PM

Plant McIntosh Client: Southern Company Data: McIntosh AP-1

	MGWC-3	MGWC-7	MGWC-8	MGWC-12	MGWC-19	MGWC-20
5/5/2016		<0.001	<0.001			
5/6/2016	<0.001					
6/21/2016	<0.001	<0.001	0.0004 (J)	<0.001		
8/15/2016		<0.001	0.00053 (J)			
8/16/2016	<0.001			<0.001		
9/28/2016		<0.001	0.00049 (J)			
9/29/2016	<0.001			<0.001		
11/16/2016	<0.001	<0.001	0.0004 (J)	<0.001		
1/17/2017	<0.001	<0.001	0.00084 (J)			
1/18/2017				<0.001		
3/2/2017	<0.001	<0.001	0.00068 (J)	<0.001		
4/18/2017	<0.001	<0.001	0.00067 (J)			
4/25/2017				<0.001		
7/13/2017				<0.001		
3/29/2018		<0.001		<0.001		
3/30/2018	<0.001		0.0015 (J)			
6/12/2018				<0.001		
6/13/2018	<0.001	<0.001	0.0012 (J)			
10/10/2018	<0.001	<0.001	0.0016 (J)	<0.001		
1/29/2019	<0.001	<0.001	<0.001	<0.001		
1/28/2020		<0.001		<0.001		
1/29/2020	0.00031 (J)		0.0019			
3/10/2020	<0.001	<0.001	0.0013 (J)	<0.001		
9/16/2020				<0.001		
9/17/2020	<0.001	<0.001	0.0019 (J)			
1/26/2021	<0.001	<0.001	0.0018 (J)	<0.001		
3/24/2021	<0.001	<0.001	<0.001	<0.001		
8/24/2021	<0.001					
8/25/2021		<0.001	0.0015 (J)	<0.001		
2/22/2022				<0.001		
2/23/2022	<0.001	<0.001	0.0014 (J)			
8/2/2022				<0.001		
8/3/2022	<0.001	<0.001				
8/4/2022			0.00064 (J)			
2/7/2023	<0.001			<0.001		
2/8/2023		<0.001	0.0002 (J)			
8/1/2023	<0.001		0.00025 (J)			
8/2/2023		<0.001		<0.001		
2/6/2024		<0.001				
2/7/2024	<0.001		<0.001	<0.001		
8/14/2024	<0.001	<0.001	<0.001	<0.001		
2/4/2025	<0.001	<0.001	<0.001	<0.001		<0.001
2/5/2025					<0.001	
8/5/2025					<0.001	<0.001
8/6/2025	<0.001	<0.001	<0.001	<0.001		

ND substitution: RL or RL/2 if <15% NDs.

Time Series

Constituent: Boron (mg/L) Analysis Run 9/26/2025 12:05 PM

Plant McIntosh Client: Southern Company Data: McIntosh AP-1

	MGWA-5 (bg)	MGWA-6 (bg)	MGWA-6A (bg)	MGWA-10 (bg)	MGWA-11 (bg)	MGWC-1	MGWC-2
5/5/2016	<0.08	0.157		<0.08			
5/6/2016						0.567	3.78
6/20/2016	0.013 (J)			0.011 (J)	0.017 (J)		
6/21/2016		0.124				1.55	3.1
8/15/2016	0.023 (J)	0.18		0.022 (J)	0.032 (J)		
8/16/2016						0.85	2.8
9/28/2016	<0.08	0.17		0.023 (J)	0.021 (J)	0.7	
9/29/2016							3.1
11/16/2016	<0.08	0.17		<0.08	<0.08	0.88	3.9
1/16/2017				0.021 (J)			
1/17/2017	<0.08	0.17			<0.08		
1/18/2017							3.7
1/19/2017						1.5	
3/2/2017	<0.08	0.14		<0.08	<0.08	0.89	3.3
4/18/2017	<0.08	0.14		<0.08	<0.08	1.1	
4/19/2017							3.7
7/13/2017					<0.08		
10/10/2017	<0.08	0.12		0.021 (J)	0.025 (J)	1.9	3.4
6/12/2018	<0.08			<0.08	<0.08		
6/13/2018		0.11				1.2	3
10/9/2018	<0.08			<0.08	<0.08		
10/10/2018		0.096				1.2	3
1/29/2019			<0.08				
3/25/2019	<0.08		<0.08	<0.08	<0.08		
3/26/2019		0.079				1.3	2.6
9/10/2019	<0.08	0.097	0.04 (J)	<0.08	<0.08	1.5	2.4
3/9/2020				0.045 (J)	<0.08		
3/10/2020	<0.08	0.051 (J)	<0.08			1.9	2.3
9/16/2020	<0.08	0.041 (J)	0.04 (J)	<0.08	0.045 (J)		2.1
9/17/2020						1.8	
3/23/2021		<0.08	<0.08	<0.08	0.047 (J)		
3/24/2021	<0.08					0.57	2.4
8/23/2021				<0.08	0.043 (J)		
8/24/2021	<0.08	<0.08	<0.08				2.2
8/25/2021						1.7	
2/22/2022	<0.08	<0.08	<0.08	<0.08	<0.08	1.7	
2/23/2022							2
8/2/2022	<0.08	<0.08	<0.08	<0.08	<0.08		
8/3/2022						1.7	
8/4/2022							1.9
2/7/2023	0.022 (J)	0.028 (J)	0.039 (J)	<0.08	0.028 (J)		
2/8/2023						1.5	1.8
8/1/2023	0.037 (J)	0.057 (J)	0.038 (J)	0.035 (J)	0.045 (J)	1.6	
8/2/2023							1.8
2/6/2024	0.044 (J)	0.026 (J)	0.084	<0.08	0.047 (J)	1.6	
2/7/2024							1.9
8/13/2024	0.026 (J)	0.031 (J)	0.033 (J)	<0.08	0.026 (J)	1.7	
8/14/2024							1.7
2/3/2025	0.081	0.028 (J)					
2/4/2025			0.03 (J)	<0.08	0.035 (J)	1.6	
2/5/2025							1.7
8/5/2025	<0.08	<0.08	<0.08	<0.08	<0.08	1.7	

ND substitution: RL or RL/2 if <15% NDs.

Time Series

Constituent: Boron (mg/L) Analysis Run 9/26/2025 12:05 PM

Plant McIntosh Client: Southern Company Data: McIntosh AP-1

	MGWA-5 (bg)	MGWA-6 (bg)	MGWA-6A (bg)	MGWA-10 (bg)	MGWA-11 (bg)	MGWC-1	MGWC-2
8/6/2025							1.6

Time Series

Constituent: Boron (mg/L) Analysis Run 9/26/2025 12:05 PM

Plant McIntosh Client: Southern Company Data: McIntosh AP-1

	MGWC-3	MGWC-7	MGWC-8	MGWC-12	MGWC-19	MGWC-20
5/5/2016		0.855	0.976			
5/6/2016	0.926					
6/21/2016	0.792	1.15	0.862	0.0201 (J)		
8/15/2016		1.3	0.8			
8/16/2016	1			0.055		
9/28/2016		1.3	0.8			
9/29/2016	1			<0.08		
11/16/2016	1.2	1.3	0.98	0.055		
1/17/2017	1.3	1.3	1.6			
1/18/2017				0.097		
3/2/2017	1.3	1.3	1.8	0.064		
4/18/2017	1.8	1.5	2.4			
4/25/2017				<0.08		
7/13/2017				<0.08		
10/10/2017	1.7	1.4	4.2	<0.08		
6/12/2018				<0.08		
6/13/2018	1.6	1.4	4.9			
10/10/2018	1.6	1.4	5.1	0.034 (J)		
3/26/2019	1.5	1.5	5.1	0.032 (J)		
9/10/2019	1.5	1.5	4.8	0.06 (J)		
3/10/2020	1.3	1.4	4	<0.08		
9/16/2020				<0.08		
9/17/2020	1.2	1.4	4.4			
3/24/2021	1.2	1.5	3.6	<0.08		
8/24/2021	0.97					
8/25/2021		1.6	4.2	0.11		
2/22/2022				<0.08		
2/23/2022	0.83	2.1	4.1			
8/2/2022				0.071 (J)		
8/3/2022	0.76	2.3				
8/4/2022			4.3			
2/7/2023	0.63			0.067 (J)		
2/8/2023		2.1	3.9			
8/1/2023	0.65		4.3			
8/2/2023		2.2		0.062 (J)		
2/6/2024		2.4				
2/7/2024	0.59		5.1	0.023 (J)		
8/14/2024	0.42	2.1	5.1	0.029 (J)		
12/9/2024					1.3	1.4
2/4/2025	0.45	2.4	5.9	0.03 (J)		1.6
2/5/2025					1.4	
8/5/2025					1.5	1.3
8/6/2025	0.26	2.1	5.1	<0.08		

ND substitution: RL or RL/2 if <15% NDs.

Time Series

Constituent: Cadmium (mg/L) Analysis Run 9/26/2025 12:05 PM

Plant McIntosh Client: Southern Company Data: McIntosh AP-1

	MGWA-5 (bg)	MGWA-6 (bg)	MGWA-6A (bg)	MGWA-10 (bg)	MGWA-11 (bg)	MGWC-1	MGWC-2
5/5/2016	<0.0007	<0.0007		<0.0007			
5/6/2016						0.000126 (J)	0.00166
6/20/2016	<0.0007			<0.0007	<0.0007		
6/21/2016		<0.0007				0.0005 (J)	0.0008 (J)
8/15/2016	<0.0007	<0.0007		<0.0007	<0.0007		
8/16/2016						<0.0007	0.0034
9/28/2016	<0.0007	<0.0007		<0.0007	<0.0007	<0.0007	
9/29/2016							0.0027
11/16/2016	<0.0007	<0.0007		<0.0007	<0.0007	<0.0007	0.0022 (J)
1/16/2017				<0.0007			
1/17/2017	<0.0007	<0.0007			<0.0007		
1/18/2017							0.008
1/19/2017						<0.0007	
3/2/2017	<0.0007	<0.0007		<0.0007	<0.0007	<0.0007	0.005
4/18/2017	<0.0007	<0.0007		<0.0007	<0.0007	<0.0007	
4/19/2017							0.0011 (J)
7/13/2017					<0.0007		
3/29/2018	<0.0007	<0.0007		<0.0007	<0.0007	<0.0007	
3/30/2018							0.0016 (J)
6/12/2018	<0.0007			<0.0007	<0.0007		
6/13/2018		<0.0007				<0.0007	0.0016 (J)
10/9/2018	<0.0007			<0.0007	<0.0007		
10/10/2018		<0.0007				<0.0007	0.001 (J)
1/28/2019				<0.0007	<0.0007		
1/29/2019	<0.0007	<0.0007	<0.0007			<0.0007	0.00315
3/25/2019	<0.0007		<0.0007	<0.0007	<0.0007		
3/26/2019		<0.0007				<0.0007	0.0019 (J)
9/10/2019	<0.0007	<0.0007	<0.0007	<0.0007	<0.0007	0.00017 (J)	0.0011
1/28/2020	<0.0007	<0.0007	<0.0007	<0.0007	<0.0007		
1/29/2020						<0.0007	0.0054
3/9/2020				0.00023 (J)	<0.0007		
3/10/2020	<0.0007	<0.0007	<0.0007			<0.0007	0.0011 (J)
9/16/2020	<0.0007	<0.0007	<0.0007	<0.0007	<0.0007		0.00053 (J)
9/17/2020						<0.0007	
1/25/2021				<0.0007			
1/26/2021	<0.0007	<0.0007	<0.0007		<0.0007	0.00024 (J)	0.0011 (J)
3/23/2021		<0.0007	<0.0007	<0.0007	<0.0007		
3/24/2021	<0.0007					<0.0007	0.0022 (J)
8/23/2021				<0.0007	<0.0007		
8/24/2021	<0.0007	<0.0007	<0.0007				0.00054 (J)
8/25/2021						<0.0007	
2/22/2022	<0.0007	<0.0007	<0.0007	<0.0007	<0.0007	<0.0007	
2/23/2022							0.0039
8/2/2022	<0.0007	<0.0007	<0.0007	<0.0007	<0.0007		
8/3/2022						8.5E-05 (J)	
8/4/2022							0.0002 (J)
2/7/2023	<0.0007	<0.0007	<0.0007	<0.0007	<0.0007		
2/8/2023						0.00012 (J)	0.0021 (J)
8/1/2023	<0.0007	<0.0007	<0.0007	<0.0007	<0.0007	<0.0007	
8/2/2023							0.00032 (J)
2/6/2024	<0.0007	<0.0007	<0.0007	<0.0007	<0.0007	<0.0007	
2/7/2024							0.00034 (J)

ND substitution: RL or RL/2 if <15% NDs.

Time Series

Constituent: Cadmium (mg/L) Analysis Run 9/26/2025 12:05 PM

Plant McIntosh Client: Southern Company Data: McIntosh AP-1

	MGWA-5 (bg)	MGWA-6 (bg)	MGWA-6A (bg)	MGWA-10 (bg)	MGWA-11 (bg)	MGWC-1	MGWC-2
8/13/2024	<0.0007	<0.0007	<0.0007	<0.0007	<0.0007	<0.0007	
8/14/2024							0.00068 (J)
2/3/2025	<0.0007	<0.0007					
2/4/2025			<0.0007	<0.0007	<0.0007	<0.0007	
2/5/2025							0.00021 (J)
8/5/2025	<0.0007	<0.0007	<0.0007	<0.0007	<0.0007	<0.0007	
8/6/2025							<0.0007

ND substitution: RL or RL/2 if <15% NDs.

Time Series

Constituent: Cadmium (mg/L) Analysis Run 9/26/2025 12:05 PM

Plant McIntosh Client: Southern Company Data: McIntosh AP-1

	MGWC-3	MGWC-7	MGWC-8	MGWC-12	MGWC-19	MGWC-20
5/5/2016		<0.0007	0.000784 (J)			
5/6/2016	<0.0007					
6/21/2016	<0.0007	<0.0007	0.0003 (J)	<0.0007		
8/15/2016		<0.0007	<0.0025			
8/16/2016	<0.0007			<0.0007		
9/28/2016		<0.0007	<0.0025			
9/29/2016	<0.0007			<0.0007		
11/16/2016	<0.0007	<0.0007	<0.0025	<0.0007		
1/17/2017	<0.0007	<0.0007	<0.0025			
1/18/2017				<0.0007		
3/2/2017	<0.0007	<0.0007	<0.0025	<0.0007		
4/18/2017	<0.0007	<0.0007	0.00044 (J)			
4/25/2017				<0.0007		
7/13/2017				<0.0007		
3/29/2018		<0.0007		<0.0007		
3/30/2018	<0.0007		0.00058 (J)			
6/12/2018				<0.0007		
6/13/2018	<0.0007	<0.0007	0.00076 (J)			
10/10/2018	<0.0007	<0.0007	0.00035 (J)	<0.0007		
1/29/2019	<0.0007	<0.0007	<0.0025	<0.0007		
3/26/2019	<0.0007	<0.0007	0.0005 (J)	<0.0007		
9/10/2019	<0.0007	<0.0007	0.00079 (J)	<0.0007		
1/28/2020		<0.0007		<0.0007		
1/29/2020	<0.0007		0.0009 (J)			
3/10/2020	<0.0007	<0.0007	0.0011 (J)	<0.0007		
9/16/2020				<0.0007		
9/17/2020	<0.0007	0.00023 (J)	0.00072 (J)			
1/26/2021	<0.0007	<0.0007	0.0016 (J)	<0.0007		
3/24/2021	<0.0007	<0.0007	0.001 (J)	<0.0007		
8/24/2021	<0.0007					
8/25/2021		<0.0007	0.0046	<0.0007		
2/22/2022				<0.0007		
2/23/2022	<0.0007	<0.0007	0.0014 (J)			
8/2/2022				<0.0007		
8/3/2022	<0.0007	0.00041 (J)				
8/4/2022			0.0037			
2/7/2023	<0.0007			<0.0007		
2/8/2023		<0.0007	0.0018 (J)			
8/1/2023	<0.0007		0.002 (J)			
8/2/2023		0.00031 (J)		<0.0007		
2/6/2024		<0.0007				
2/7/2024	<0.0007		0.0034	<0.0007		
8/14/2024	<0.0007	0.00012 (J)	0.0085	<0.0007		
2/4/2025	<0.0007	<0.0007	0.0076	<0.0007		0.0049
2/5/2025					<0.0007	
8/5/2025					<0.0007	0.0034
8/6/2025	<0.0007	<0.0007	0.0072	<0.0007		

ND substitution: RL or RL/2 if <15% NDs.

Time Series

Constituent: Calcium (mg/L) Analysis Run 9/26/2025 12:05 PM

Plant McIntosh Client: Southern Company Data: McIntosh AP-1

	MGWA-5 (bg)	MGWA-6 (bg)	MGWA-6A (bg)	MGWA-10 (bg)	MGWA-11 (bg)	MGWC-1	MGWC-2
5/5/2016	27	105		8.83			
5/6/2016						92.5	131
6/20/2016	29.4			8.1	35.5		
6/21/2016		91.2				119	119
8/15/2016	26	94		6.1	34		
8/16/2016						84	120
9/28/2016	31	110		7.2	38	92	
9/29/2016							140
11/16/2016	26	98		5.2	33	83	120
1/16/2017				3.8			
1/17/2017	29	100			34		
1/18/2017							130
1/19/2017						110	
3/2/2017	28	100		5.4	35	89	120
4/18/2017	27	110		5	33	100	
4/19/2017							120
7/13/2017					30		
10/10/2017	31	110		4.8	39	120	130
6/12/2018	25			4.8	26		
6/13/2018		100				100	120
10/9/2018	29			4.5	29		
10/10/2018		100				100	120
12/5/2018					28		
1/29/2019			95.1				
3/25/2019	27		89	4.6	37		
3/26/2019		100				100	110
9/10/2019	27	110	86	4.9	36	110	110
3/9/2020				4	32		
3/10/2020	29	100	90			120	110
9/16/2020	28	100	93	6.8	30		110
9/17/2020						110	
3/23/2021		110	97	4	42		
3/24/2021	28					100	120
8/23/2021				5.8	34		
8/24/2021	27	100	83				110
8/25/2021						120	
2/22/2022	25	97	90	3.3	36	100	
2/23/2022							100
8/2/2022	26	110	94	3.1	36		
8/3/2022						110	
8/4/2022							98
2/7/2023	26	110	99	3.6	34		
2/8/2023						110	100
8/1/2023	28	110	110	3.9	39	110	
8/2/2023							100
2/6/2024	26	100	100	3.9	40	110	
2/7/2024							110
8/13/2024	28	110	110	4.2	35	120	
8/14/2024							110
2/3/2025	29	110					
2/4/2025			110	3.2	44	120	
2/5/2025							100

Time Series

Constituent: Calcium (mg/L) Analysis Run 9/26/2025 12:05 PM

Plant McIntosh Client: Southern Company Data: McIntosh AP-1

	MGWA-5 (bg)	MGWA-6 (bg)	MGWA-6A (bg)	MGWA-10 (bg)	MGWA-11 (bg)	MGWC-1	MGWC-2
8/5/2025	25	93	94	6.4	35	110	
8/6/2025							100

Time Series

Constituent: Calcium (mg/L) Analysis Run 9/26/2025 12:05 PM

Plant McIntosh Client: Southern Company Data: McIntosh AP-1

	MGWC-3	MGWC-7	MGWC-8	MGWC-12	MGWC-19	MGWC-20
5/5/2016		45	41.2			
5/6/2016	109					
6/21/2016	99.7	52.8	44.7	25.5		
8/15/2016		50	27			
8/16/2016	97			25		
9/28/2016		58	32			
9/29/2016	100			30		
11/16/2016	94	50	27	26		
1/17/2017	100	52	32			
1/18/2017				32		
3/2/2017	99	52	33	26		
4/18/2017	120	56	59			
4/25/2017				26		
7/13/2017				26		
10/10/2017	110	56	74	28		
6/12/2018				30		
6/13/2018	100	51	84			
10/10/2018	96	51	87	35		
12/5/2018		49				
3/26/2019	99	52	96	33		
9/10/2019	99	53	97	33		
3/10/2020	110	55	100	30		
9/16/2020				25		
9/17/2020	110	48	100			
3/24/2021	120	51	120	32		
8/24/2021	110					
8/25/2021		59	96	31		
2/22/2022				35		
2/23/2022	120	61	97			
8/2/2022				34		
8/3/2022	110	66				
8/4/2022			100			
2/7/2023	110			30		
2/8/2023		65	110			
8/1/2023	120		120			
8/2/2023		57		31		
2/6/2024		56				
2/7/2024	100		120	29		
8/14/2024	110	60	130	28		
12/9/2024					120	47
2/4/2025	110	61	130	36		49
2/5/2025					110	
8/5/2025					100	40
8/6/2025	93	54	110	28		

Time Series

Constituent: Chloride (mg/L) Analysis Run 9/26/2025 12:05 PM

Plant McIntosh Client: Southern Company Data: McIntosh AP-1

	MGWA-5 (bg)	MGWA-6 (bg)	MGWA-6A (bg)	MGWA-10 (bg)	MGWA-11 (bg)	MGWC-1	MGWC-2
5/5/2016	6.51	9.67		7.35			
5/6/2016						13.2	41
6/20/2016	5.9			7	4.3		
6/21/2016		9.2				15	20
8/15/2016	6.4	10		7.5	4.1		
8/16/2016						14	20
9/28/2016	6.1	10		7	3.9	14	
9/29/2016							19
11/16/2016	6.1	10		7.5	4.1	14	20
1/16/2017				7.7			
1/17/2017	5.7	9.4			3.9		
1/18/2017							18
1/19/2017						14	
3/2/2017	5.3	8.6		6.9	3.5	13	18
4/18/2017	5.3	8.9		6.8	3.7	13	
4/19/2017							17
7/13/2017					4.2		
10/10/2017	5.3	8.3		6.9	3.4	14	16
6/12/2018	5.1			6.7	4.6		
6/13/2018		7				13	16
10/9/2018	5.6			7.1	4.5		
10/10/2018		6.9				14	15
12/5/2018					4.1		
1/29/2019			4.51				
3/25/2019	4.7		4.4	6.8	3.4		
3/26/2019		5.8				13	14
9/10/2019	5.1	6	4.2	7	3.5	13	13
3/9/2020				7.4	4.5		
3/10/2020	5.4	5.1	4			14	12
9/16/2020	5.2	4.3	3.7	7	4.6		12
9/17/2020						14	
3/23/2021		4	4.1	7.8	3.8		
3/24/2021	5.5					14	13
8/23/2021				7.3	4.4		
8/24/2021	5.5	4	3.9				13
8/25/2021						14	
2/22/2022	5.1	4	3.3	7.1	3.1	13	
2/23/2022							13
8/2/2022	3.5	2.6	2.8	7.4	3.4		
8/3/2022						13	
8/4/2022							12
2/7/2023	4.7	3.1	3.2	7	4.2		
2/8/2023						12	11
8/1/2023	5.2	3.3	3.4	7.4	3.3	13	
8/2/2023							12
2/6/2024	4.9	3.1	3.2	7.2	3.3	12	
2/7/2024							12
8/13/2024	5.2	3.4	3.5	7.6	4.9	13	
8/14/2024							12
2/3/2025	5.4	3.4					
2/4/2025			3.5	8	3.8	20	
2/5/2025							12

Time Series

Constituent: Chloride (mg/L) Analysis Run 9/26/2025 12:05 PM

Plant McIntosh Client: Southern Company Data: McIntosh AP-1

	MGWA-5 (bg)	MGWA-6 (bg)	MGWA-6A (bg)	MGWA-10 (bg)	MGWA-11 (bg)	MGWC-1	MGWC-2
8/5/2025	<1	3	3.1	6.9	3.5	13	
8/6/2025							12

ND substitution: RL or RL/2 if <15% NDs.

Time Series

Constituent: Chloride (mg/L) Analysis Run 9/26/2025 12:05 PM

Plant McIntosh Client: Southern Company Data: McIntosh AP-1

	MGWC-3	MGWC-7	MGWC-8	MGWC-12	MGWC-19	MGWC-20
5/5/2016		13	10.1			
5/6/2016	12.5					
6/21/2016	13	13	10	4.4		
8/15/2016		14	9.5			
8/16/2016	13			4.6		
9/28/2016		13	9.2			
9/29/2016	13			4.4		
11/16/2016	14	13	9.5	4.5		
1/17/2017	14	13	10			
1/18/2017				4.2		
3/2/2017	13	13	9.3	3.9		
4/18/2017	13	12	10			
4/25/2017				4		
7/13/2017				4		
10/10/2017	14	12	11	4		
6/12/2018				4		
6/13/2018	13	12	11			
10/10/2018	14	12	10	4.2		
12/5/2018		11				
3/26/2019	14	11	11	3.8		
9/10/2019	13	9.9	10	4.1		
3/10/2020	15	10	12	4.1		
9/16/2020				5.1		
9/17/2020	14	9.6	10			
3/24/2021	14	10	18	5.7		
8/24/2021	14					
8/25/2021		9.9	11	4.9		
2/22/2022				4		
2/23/2022	14	9.8	11			
8/2/2022				4.9		
8/3/2022	13	11				
8/4/2022			13			
2/7/2023	11			4.2		
2/8/2023		11	13			
8/1/2023	12		13			
8/2/2023		11		4.5		
2/6/2024		10				
2/7/2024	11		13	4.9		
8/14/2024	11	11	13	5.5		
12/9/2024					16	16
2/4/2025	19	10	11	5.7		14
2/5/2025					13	
8/5/2025					13	13
8/6/2025	9.4	9.9	10	5.6		

Time Series

Constituent: Chromium (mg/L) Analysis Run 9/26/2025 12:05 PM

Plant McIntosh Client: Southern Company Data: McIntosh AP-1

	MGWA-5 (bg)	MGWA-6 (bg)	MGWA-6A (bg)	MGWA-10 (bg)	MGWA-11 (bg)	MGWC-1	MGWC-2
5/5/2016	<0.005	<0.005		0.00249 (J)			
5/6/2016						<0.005	<0.005
6/20/2016	0.00024 (J)			0.0026 (J)	0.00066 (J)		
6/21/2016		<0.005				<0.005	<0.005
8/15/2016	<0.005	<0.005		0.0029	<0.005		
8/16/2016						<0.005	<0.005
9/28/2016	<0.005	<0.005		0.0027	<0.005	<0.005	
9/29/2016							<0.005
11/16/2016	<0.005	<0.005		0.0026	<0.005	<0.005	<0.005
1/16/2017				0.0029			
1/17/2017	<0.005	<0.005			<0.005		
1/18/2017							<0.005
1/19/2017						<0.005	
3/2/2017	0.0032	0.0032		0.0063	0.003	0.0036	0.0033
4/18/2017	<0.005	<0.005		0.0031	<0.005	<0.005	
4/19/2017							<0.005
7/13/2017					<0.005		
3/29/2018	<0.005	<0.005		0.0039	<0.005	<0.005	
3/30/2018							<0.005
6/12/2018	<0.005			0.0038	<0.005		
6/13/2018		<0.005				<0.005	<0.005
10/9/2018	<0.005			0.0037	<0.005		
10/10/2018		<0.005				<0.005	<0.005
1/28/2019				0.00545	<0.005		
1/29/2019	<0.005	<0.005	<0.005			<0.005	<0.005
1/28/2020	<0.005	<0.005	<0.005	0.0044	<0.005		
1/29/2020						<0.005	<0.005
3/9/2020				0.0042	<0.005		
3/10/2020	<0.005	<0.005	<0.005			<0.005	<0.005
9/16/2020	<0.005	<0.005	<0.005	0.0039	<0.005		<0.005
9/17/2020						<0.005	
1/25/2021				0.0044			
1/26/2021	<0.005	<0.005	<0.005		<0.005	0.0023	<0.005
3/23/2021		<0.005	<0.005	0.0043	<0.005		
3/24/2021	<0.005					<0.005	<0.005
8/23/2021				0.0045	<0.005		
8/24/2021	<0.005	<0.005	<0.005				<0.005
8/25/2021						<0.005	
2/22/2022	<0.005	<0.005	<0.005	0.0039	<0.005	<0.005	
2/23/2022							<0.005
8/2/2022	<0.005	<0.005	<0.005	0.003	<0.005		
8/3/2022						<0.005	
8/4/2022							<0.005
2/7/2023	<0.005	<0.005	<0.005	0.0053	<0.005		
2/8/2023						0.0014 (J)	<0.005
8/1/2023	<0.005	<0.005	<0.005	0.0044	<0.005	<0.005	
8/2/2023							<0.005
2/6/2024	<0.005	<0.005	<0.005	0.0066	<0.005	<0.005	
2/7/2024							<0.005
8/13/2024	<0.005	<0.005	<0.005	0.0044	<0.005	<0.005	
8/14/2024							<0.005
2/3/2025	<0.005	<0.005					

ND substitution: RL or RL/2 if <15% NDs.

Time Series

Constituent: Chromium (mg/L) Analysis Run 9/26/2025 12:05 PM

Plant McIntosh Client: Southern Company Data: McIntosh AP-1

	MGWA-5 (bg)	MGWA-6 (bg)	MGWA-6A (bg)	MGWA-10 (bg)	MGWA-11 (bg)	MGWC-1	MGWC-2
2/4/2025			<0.005	0.0051	0.0014 (J)	0.0015 (J)	
2/5/2025							0.0027
8/5/2025	<0.005	<0.005	<0.005	0.0043 (J)	<0.005	<0.005	
8/6/2025							<0.005

ND substitution: RL or RL/2 if <15% NDs.

Time Series

Constituent: Chromium (mg/L) Analysis Run 9/26/2025 12:05 PM

Plant McIntosh Client: Southern Company Data: McIntosh AP-1

	MGWC-3	MGWC-7	MGWC-8	MGWC-12	MGWC-19	MGWC-20
5/5/2016		<0.005	<0.005			
5/6/2016	<0.005					
6/21/2016	<0.005	<0.005	<0.005	<0.005		
8/15/2016		<0.005	<0.005			
8/16/2016	<0.005			<0.005		
9/28/2016		<0.005	<0.005			
9/29/2016	<0.005			<0.005		
11/16/2016	<0.005	<0.005	<0.005	<0.005		
1/17/2017	<0.005	<0.005	<0.005			
1/18/2017				<0.005		
3/2/2017	0.003	0.0034	0.0031	0.0032		
4/18/2017	<0.005	<0.005	<0.005			
4/25/2017				<0.005		
7/13/2017				<0.005		
3/29/2018		<0.005		<0.005		
3/30/2018	<0.005		<0.005			
6/12/2018				<0.005		
6/13/2018	<0.005	<0.005	<0.005			
10/10/2018	<0.005	<0.005	<0.005	<0.005		
1/29/2019	<0.005	<0.005	<0.005	<0.005		
1/28/2020		0.0015 (J)		<0.005		
1/29/2020	<0.005		<0.005			
3/10/2020	<0.005	<0.005	<0.005	<0.005		
9/16/2020				0.029		
9/17/2020	<0.005	<0.005	<0.005			
1/26/2021	<0.005	<0.005	<0.005	<0.005		
3/24/2021	<0.005	<0.005	<0.005	<0.005		
8/24/2021	<0.005					
8/25/2021		<0.005	<0.005	<0.005		
2/22/2022				<0.005		
2/23/2022	<0.005	<0.005	<0.005			
8/2/2022				<0.005		
8/3/2022	<0.005	<0.005				
8/4/2022			<0.005			
2/7/2023	<0.005			0.0012 (J)		
2/8/2023		0.0013 (J)	0.0013 (J)			
8/1/2023	<0.005		<0.005			
8/2/2023		<0.005		<0.005		
2/6/2024		<0.005				
2/7/2024	<0.005		<0.005	<0.005		
8/14/2024	<0.005	<0.005	<0.005	<0.005		
2/4/2025	<0.005	<0.005	<0.005	<0.005		<0.005
2/5/2025					<0.005	
8/5/2025					<0.005	<0.005
8/6/2025	<0.005	<0.005	<0.005	<0.005		

ND substitution: RL or RL/2 if <15% NDs.

Time Series

Constituent: Cobalt (mg/L) Analysis Run 9/26/2025 12:05 PM

Plant McIntosh Client: Southern Company Data: McIntosh AP-1

	MGWA-5 (bg)	MGWA-6 (bg)	MGWA-6A (bg)	MGWA-10 (bg)	MGWA-11 (bg)	MGWC-1	MGWC-2
5/5/2016	<0.005	<0.005		<0.005			
5/6/2016						<0.005	0.00311 (J)
6/20/2016	1.2E-05 (J)			0.00018 (J)	3.9E-05 (J)		
6/21/2016		0.0003 (J)				0.0012 (J)	0.0031 (J)
8/15/2016	<0.005	0.00049 (J)		<0.005	<0.005		
8/16/2016						0.00047 (J)	0.0034
9/28/2016	<0.005	0.00043 (J)		<0.005	<0.005	0.00058 (J)	
9/29/2016							0.0032
11/16/2016	<0.005	<0.005		<0.005	<0.005	<0.005	0.0032
1/16/2017				<0.005			
1/17/2017	<0.005	<0.005			<0.005		
1/18/2017							0.0032
1/19/2017						0.0004 (J)	
3/2/2017	<0.005	0.00046 (J)		<0.005	<0.005	<0.005	0.0042
4/18/2017	<0.005	0.00044 (J)		<0.005	<0.005	<0.005	
4/19/2017							0.0035
7/13/2017					<0.005		
3/29/2018	<0.005	0.00065 (J)		<0.005	<0.005	<0.005	
3/30/2018							0.0037
6/12/2018	<0.005			<0.005	<0.005		
6/13/2018		<0.005				<0.005	0.0035
10/9/2018	<0.005			<0.005	<0.005		
10/10/2018		0.00051 (J)				<0.005	0.0034
12/4/2018	<0.005						
12/5/2018		0.00046 (J)		<0.005	<0.005		
12/6/2018						<0.005	0.0031
1/28/2019				<0.005	<0.005		
1/29/2019	<0.005	<0.005	<0.005			<0.005	0.00293
3/25/2019	<0.005		<0.005	<0.005	<0.005		
3/26/2019		<0.005				<0.005	0.003
9/10/2019	<0.005	0.00037 (J)	0.0002 (J)	0.00011 (J)	<0.005	0.00032 (J)	0.0027
1/28/2020	<0.005	0.00041 (J)	0.00024 (J)	<0.005	<0.005		
1/29/2020						0.00027 (J)	0.003
3/9/2020				<0.005	<0.005		
3/10/2020	<0.005	0.00038 (J)	0.00032 (J)			<0.005	0.0024 (J)
9/16/2020	<0.005	<0.005	0.00038 (J)	<0.005	<0.005		0.002 (J)
9/17/2020						0.0002 (J)	
1/25/2021				<0.005			
1/26/2021	<0.005	0.00027 (J)	0.00035 (J)		<0.005	0.00031 (J)	0.0021 (J)
3/23/2021		0.00025 (J)	0.00036 (J)	0.00014 (J)	<0.005		
3/24/2021	<0.005					<0.005	0.0019 (J)
8/23/2021				<0.005	<0.005		
8/24/2021	<0.005	<0.005	0.0017 (J)				0.0018 (J)
8/25/2021						0.00018 (J)	
2/22/2022	<0.005	<0.005	0.00049 (J)	<0.005	<0.005	<0.005	
2/23/2022							0.0016 (J)
8/2/2022	0.012 (O)	0.0003 (J)	0.00034 (J)	<0.005	<0.005		
8/3/2022						<0.005	
8/4/2022							0.0013 (J)
2/7/2023	<0.005	0.00023 (J)	0.00069 (J)	<0.005	<0.005		
2/8/2023						<0.005	0.0012 (J)
8/1/2023	<0.005	<0.005	0.00045 (J)	<0.005	<0.005	<0.005	

ND substitution: RL or RL/2 if <15% NDs.

Time Series

Constituent: Cobalt (mg/L) Analysis Run 9/26/2025 12:05 PM

Plant McIntosh Client: Southern Company Data: McIntosh AP-1

	MGWA-5 (bg)	MGWA-6 (bg)	MGWA-6A (bg)	MGWA-10 (bg)	MGWA-11 (bg)	MGWC-1	MGWC-2
8/2/2023							0.0011 (J)
2/6/2024	<0.005	<0.005	0.00069 (J)	<0.005	<0.005	0.00024 (J)	
2/7/2024							0.00099 (J)
8/13/2024	<0.005	0.00051 (J)	0.00035 (J)	<0.005	<0.005	<0.005	
8/14/2024							0.0008 (J)
2/3/2025	<0.005	<0.005					
2/4/2025			0.00075 (J)	<0.005	<0.005	<0.005	
2/5/2025							0.00085 (J)
8/5/2025	<0.005	<0.005	<0.005	<0.005	<0.005	<0.005	
8/6/2025							0.00045 (J)

ND substitution: RL or RL/2 if <15% NDs.

Time Series

Constituent: Cobalt (mg/L) Analysis Run 9/26/2025 12:05 PM

Plant McIntosh Client: Southern Company Data: McIntosh AP-1

	MGWC-3	MGWC-7	MGWC-8	MGWC-12	MGWC-19	MGWC-20
5/5/2016		0.0036 (J)	0.00359 (J)			
5/6/2016	<0.0025					
6/21/2016	0.0006 (J)	0.0097 (J)	0.0033 (J)	<0.005		
8/15/2016		0.0098	0.0038			
8/16/2016	0.00064 (J)			<0.005		
9/28/2016		0.0095	0.0043			
9/29/2016	0.00054 (J)			<0.005		
11/16/2016	0.00041 (J)	0.0094	0.004	<0.005		
1/17/2017	0.00051 (J)	0.0099	0.0051			
1/18/2017				<0.005		
3/2/2017	0.00064 (J)	0.013	0.0064	<0.005		
4/18/2017	0.00057 (J)	0.0086	0.005			
4/25/2017				<0.005		
7/13/2017				<0.005		
3/29/2018		0.0088		<0.005		
3/30/2018	0.00068 (J)		0.015			
6/12/2018				<0.005		
6/13/2018	0.00048 (J)	0.0093	0.014			
10/10/2018	0.00063 (J)	0.0125 (D)	0.018	<0.005		
12/5/2018		0.012	0.02	<0.005	<0.005	
12/6/2018	0.00058 (J)					<0.005
1/29/2019	<0.0025	0.0103	0.0159	<0.005		
3/26/2019	<0.0025	0.009	0.02	<0.005		
9/10/2019	0.00065	0.011	0.019	0.00016 (J)		
1/28/2020		0.008		<0.005		
1/29/2020	0.00067		0.025			
3/10/2020	0.0005 (J)	0.0081	0.017	<0.005		
9/16/2020				0.0015 (J)		
9/17/2020	0.00053 (J)	0.0098	0.024			
1/26/2021	0.0013 (J)	0.009	0.021	<0.005		
3/24/2021	0.00053 (J)	0.0063	0.002 (J)	<0.005		
8/24/2021	0.00034 (J)					
8/25/2021		0.0032	0.021	<0.005		
2/22/2022				<0.005		
2/23/2022	0.0012 (J)	0.007	0.015			0.00055 (J)
8/2/2022				<0.005		
8/3/2022	0.00051 (J)	0.0044				
8/4/2022			0.0092			0.00025 (J)
2/7/2023	0.0025			<0.005		
2/8/2023		0.0044	0.0019 (J)			
8/1/2023	0.00054 (J)		0.0015 (J)			
8/2/2023		0.0031		<0.005		
2/6/2024		0.0037				
2/7/2024	0.00065 (J)		0.0005 (J)	<0.005		
8/14/2024	0.00038 (J)	0.0013 (J)	0.00056 (J)	<0.005		
2/4/2025	0.00043 (J)	0.0029	0.00042 (J)	<0.005		0.00056 (J)
2/5/2025					<0.005	
8/5/2025					<0.005	<0.005
8/6/2025	0.00047 (J)	0.00068 (J)	<0.005	<0.005		

ND substitution: RL or RL/2 if <15% NDs.

Time Series

Constituent: Combined Radium 226 + 228 (pCi/L) Analysis Run 9/26/2025 12:05 PM

Plant McIntosh Client: Southern Company Data: McIntosh AP-1

	MGWA-5 (bg)	MGWA-6 (bg)	MGWA-6A (bg)	MGWA-10 (bg)	MGWA-11 (bg)	MGWC-1	MGWC-2
5/5/2016	0.48	0.694		0.879			
5/6/2016						1.07	0.633
6/20/2016	0.184			0.305 (U)	0.556 (U)		
6/21/2016		0.511				2.01	1.19
8/15/2016	0.577	0.467		0.577	0.72		
8/16/2016						1.12	0.516
9/28/2016	0.107 (U)	0.926		0.77	0.521 (U)	1.09	
9/29/2016							0.665
11/16/2016	0.333 (U)	0.863		0.427 (U)	0.322 (U)	1.58	0.694
1/16/2017				1.1			
1/17/2017	0.511 (U)	0.82			1.26		
1/18/2017							0.688
1/19/2017						1.64	
3/2/2017	0.105 (U)	0.236 (U)		1.01	0.47	1.08	0.484
4/18/2017	0.279 (U)	0.316 (U)		0.635	0.233 (U)	1.23	
4/19/2017							0.599
7/13/2017					0.679		
3/29/2018	0.37	0.6		0.799	0.723	1.21	
3/30/2018							0.677
6/12/2018	0.133 (U)			0.313 (U)	0.105 (U)		
6/13/2018		0.349 (U)				1.09	0.272 (U)
10/9/2018	0.85			1.11	0.65		
10/10/2018		1.01				1.95	0.336
1/28/2019				0.872	0.478		
1/29/2019	0.275 (U)	0.591	0.874			1.11	0.719
3/25/2019	0.629		0.646	0.526	0.717		
3/26/2019		0.4				1	0.41 (U)
9/10/2019	0.354 (U)	0.481	0.988	0.612	0.377 (U)	1.26	0.548
1/28/2020	0.0677 (U)	0.374 (U)	0.0609 (U)	0.322 (U)	0.528		
1/29/2020						1.39	0.0985 (U)
3/9/2020				0.761	0.00483		
3/10/2020	0.0594 (U)	0.41 (U)	0.528			1.4	0.589
9/16/2020	0.821	-0.0651 (U)	1.13	0.969	0.583		1.11
9/17/2020						1.79	
12/7/2020		0.979					
12/8/2020						1.87	
1/25/2021				0.408 (U)			
1/26/2021	0.0432 (U)	0.663	0.591		0.898	2.37	0.234 (U)
3/23/2021		0.542	0.612	0.657	0.409 (U)		
3/24/2021	0.206 (U)					1.81	0.625
8/23/2021				0.752	1.19		
8/24/2021	0.521 (U)	0.678	0.596				0.313 (U)
8/25/2021						2.12	
2/22/2022	0.511	0.594	0.728	1.06	0.837	1.85	
2/23/2022							0.598
8/2/2022	0.35 (U)	0.683	0.42 (U)	0.239 (U)	0.967		
8/3/2022						2.2	
8/4/2022							0.632
2/7/2023	0.0887 (U)	0.487 (U)	0.701	0.671	0.858		
2/8/2023						1.77	0.799
8/1/2023	0.982	1.27	1.44	0.546 (U)	1.87	1.61	
8/2/2023							1.09

Time Series

Constituent: Combined Radium 226 + 228 (pCi/L) Analysis Run 9/26/2025 12:05 PM

Plant McIntosh Client: Southern Company Data: McIntosh AP-1

	MGWA-5 (bg)	MGWA-6 (bg)	MGWA-6A (bg)	MGWA-10 (bg)	MGWA-11 (bg)	MGWC-1	MGWC-2
2/6/2024	0.424 (U)	0.78	0.667 (U)	0.899	0.518	1.99	
2/7/2024							1.1
8/13/2024	0.441 (U)	0.709	0.888	1.11	1.09	2.14	
8/14/2024							-0.123 (U)
2/3/2025	0.0354 (U)	0.957					
2/4/2025			1.36	0.905	0.732	2.5	
2/5/2025							0.328 (U)
8/5/2025	0.862	1.48	1.33	1.59	1.26	3.03	
8/6/2025							0.583

Time Series

Constituent: Combined Radium 226 + 228 (pCi/L) Analysis Run 9/26/2025 12:05 PM

Plant McIntosh Client: Southern Company Data: McIntosh AP-1

	MGWC-3	MGWC-7	MGWC-8	MGWC-12	MGWC-19	MGWC-20
5/5/2016		0.75	1.21			
5/6/2016	1.41					
6/21/2016	1.71	1.01	0.895	0.292		
8/15/2016		1.3	1.64			
8/16/2016	1.75			0.232 (U)		
9/28/2016		1.06	2.17			
9/29/2016	1.43			1.11		
11/16/2016	1.9	0.855	1.49	0.798		
1/17/2017	1.9	1.59	1.75			
1/18/2017				0.302 (U)		
3/2/2017	1.37	1.4	1.03	0.437		
4/18/2017	1.42	0.684	1.83			
4/25/2017				0.391		
7/13/2017				0.47		
3/29/2018		0.822		0.736		
3/30/2018	1.43		2.15			
6/12/2018				0.438		
6/13/2018	1.27	0.716	1.51			
10/10/2018	1.54	1.51	2.72	0.371		
1/29/2019	1.34	1.7	1.93	0.639		
3/26/2019	1.25	0.784	1.79	0.607		
9/10/2019	1.6	0.958	1.78	0.939		
1/28/2020		1.38		0.465		
1/29/2020	1.44		1.61			
3/10/2020	1.32	0.903	1.95	0.34 (U)		
9/16/2020				1.09		
9/17/2020	0.666 (U)	1.28	1.56			
12/8/2020	1.65					
1/26/2021	1.78	0.607	1.87	0.364 (U)		
3/24/2021	1.58	1.2	0.636	0.434 (U)		
8/24/2021	1.65					
8/25/2021		0.767	2.13	0.563		
2/22/2022				0.888		
2/23/2022	1.47	1.42	2.62			
8/2/2022				1.08		
8/3/2022	2.56	1.11				
8/4/2022			1.24			
2/7/2023	2.14			0.849		
2/8/2023		1.88	1.11			
8/1/2023	2.07		0.872			
8/2/2023		1.46		0.432 (U)		
2/6/2024		1.52				
2/7/2024	1.8		0.929	0.706		
8/14/2024	1.14	1.08	0.642 (U)	0.231 (U)		
2/4/2025	1.63	1.46	1.46	-0.0104 (U)		0.324 (U)
2/5/2025					0.859	
8/5/2025					1.48	0.576
8/6/2025	1.7	1.29	1.53	0.991		

Time Series

Constituent: Fluoride (mg/L) Analysis Run 9/26/2025 12:05 PM

Plant McIntosh Client: Southern Company Data: McIntosh AP-1

	MGWA-5 (bg)	MGWA-6 (bg)	MGWA-6A (bg)	MGWA-10 (bg)	MGWA-11 (bg)	MGWC-1	MGWC-2
5/5/2016	0.132 (J)	0.091 (J)		0.046 (J)			
5/6/2016						0.28 (J)	0.088 (J)
6/20/2016	0.05 (J)			<0.1	0.06 (J)		
6/21/2016		0.08 (J)				0.36	0.19 (J)
8/15/2016	0.1 (J)	<0.1		<0.1	0.1 (J)		
8/16/2016						0.27	0.087 (J)
9/28/2016	0.11 (J)	0.084 (J)		<0.1	0.097 (J)	0.26	
9/29/2016							<1
11/16/2016	0.093 (J)	0.084 (J)		<0.1	0.12 (J)	0.24	<1
1/16/2017				<0.1			
1/17/2017	0.095 (J)	0.099 (J)			0.11 (J)		
1/18/2017							<1
1/19/2017						0.22	
3/2/2017	0.16 (J)	0.15 (J)		0.12 (J)	0.18 (J)	0.27	0.15 (J)
4/18/2017	<0.1	<0.1		<0.1	0.11 (J)	0.2	
4/19/2017							<1
7/13/2017					0.12 (J)		
10/10/2017	<0.1	<0.1		<0.1	0.086 (J)	0.18 (J)	<1
3/29/2018	0.084 (J)	<0.1		<0.1	<0.1	0.16 (J)	
3/30/2018							<1
6/12/2018	<0.1			<0.1	0.16 (J)		
6/13/2018		<0.1				0.14 (J)	<1
10/9/2018	0.086 (J)			<0.1	0.16 (J)		
10/10/2018		<0.1				0.17 (J)	0.085 (J)
1/29/2019			<0.1				
3/25/2019	0.072 (J)		0.067 (J)	<0.1	0.087 (J)		
3/26/2019		0.065 (J)				0.16 (J)	0.076 (J)
9/10/2019	0.068 (J)	0.076 (J)	0.052 (J)	0.044 (J)	0.075 (J)	0.098 (J)	0.07 (J)
3/9/2020				0.061 (J)	0.19		
3/10/2020	0.055 (J)	0.045 (J)	0.048 (J)			0.086 (J)	0.05 (J)
9/16/2020	0.08 (J)	0.076 (J)	0.078 (J)	0.042 (J)	0.18		0.076 (J)
9/17/2020						0.15	
1/25/2021				<0.1			
1/26/2021	0.087 (J)	0.072 (J)	0.071 (J)		0.073 (J)	0.15	0.068 (J)
3/23/2021		0.082 (J)	0.096 (J)	0.038 (J)	0.081 (J)		
3/24/2021	0.091 (J)					0.27	0.11
8/23/2021				0.048 (J)	0.12		
8/24/2021	0.1	0.1	0.11				0.095 (J)
8/25/2021						0.097 (J)	
2/22/2022	<0.1	0.034 (J)	<0.1	<0.1	<0.1	0.047 (J)	
2/23/2022							0.075 (J)
8/2/2022	0.066 (J)	0.055 (J)	0.052 (J)	<0.1	0.065 (J)		
8/3/2022						0.12	
8/4/2022							0.072 (J)
2/7/2023	0.069 (J)	0.06 (J)	0.064 (J)	<0.1	0.07 (J)		
2/8/2023						0.11	0.074 (J)
8/1/2023	0.094 (J)	0.084 (J)	0.081 (J)	<0.1	0.094 (J)	0.15	
8/2/2023							0.087 (J)
2/6/2024	0.079 (J)	0.069 (J)	0.074 (J)	<0.1	0.071 (J)	0.12	
2/7/2024							0.081 (J)
8/13/2024	<0.1	<0.1	<0.1	<0.1	<0.1	<0.5	
8/14/2024							<1

ND substitution: RL or RL/2 if <15% NDs.

Time Series

Constituent: Fluoride (mg/L) Analysis Run 9/26/2025 12:05 PM

Plant McIntosh Client: Southern Company Data: McIntosh AP-1

	MGWA-5 (bg)	MGWA-6 (bg)	MGWA-6A (bg)	MGWA-10 (bg)	MGWA-11 (bg)	MGWC-1	MGWC-2
2/3/2025	<0.1	<0.1					
2/4/2025			<0.1	<0.1	<0.1	<0.5	
2/5/2025							<1
8/5/2025	0.13 (J)	0.18 (J)	0.14 (J)	0.14 (J)	0.17 (J)	0.19 (J)	
8/6/2025							0.19 (J)

Time Series

Constituent: Fluoride (mg/L) Analysis Run 9/26/2025 12:05 PM

Plant McIntosh Client: Southern Company Data: McIntosh AP-1

	MGWC-3	MGWC-7	MGWC-8	MGWC-12	MGWC-19	MGWC-20
5/5/2016		0.394	0.103 (J)			
5/6/2016	0.086 (J)					
6/21/2016	0.23 (J)	0.49	0.1 (J)	0.14 (J)		
8/15/2016		0.44	0.11 (J)			
8/16/2016	<0.5			0.29		
9/28/2016		0.4	0.1 (J)			
9/29/2016	0.082 (J)			0.26		
11/16/2016	0.087 (J)	0.36	0.091 (J)	0.25		
1/17/2017	0.086 (J)	0.2	<1			
1/18/2017				0.26		
3/2/2017	0.15 (J)	0.36	0.16 (J)	0.28		
4/18/2017	<0.5	0.29	<1			
4/25/2017				0.25		
7/13/2017				0.21		
10/10/2017	<0.5	0.28	<1	0.22		
3/29/2018		0.23		0.23		
3/30/2018	<0.5		0.088 (J)			
6/12/2018				0.23		
6/13/2018	<0.5	0.2	0.15 (J)			
10/10/2018	<0.5	0.23	0.11 (J)	0.25		
3/26/2019	0.072 (J)	0.19 (J)	0.088 (J)	0.22		
9/10/2019	0.073 (J)	0.15	0.083 (J)	0.2		
3/10/2020	0.058 (J)	0.18	0.084 (J)	0.15		
9/16/2020				0.26		
9/17/2020	0.083 (J)	0.25	0.11			
1/26/2021	0.083 (J)	0.28	0.14	0.23		
3/24/2021	0.092 (J)	0.35	0.11	0.27		
8/24/2021	0.11					
8/25/2021		0.15	0.038 (J)	0.19		
2/22/2022				0.093 (J)		
2/23/2022	0.086 (J)	0.22	0.05 (J)			
8/2/2022				0.074 (J)		
8/3/2022	0.079 (J)	0.2				
8/4/2022			0.087 (J)			
2/7/2023	0.076 (J)			0.25		
2/8/2023		0.14	0.084 (J)			
8/1/2023	0.1		0.11			
8/2/2023		0.2		0.25		
2/6/2024		0.17				
2/7/2024	0.089 (J)		0.063 (J)	0.29		
8/14/2024	<0.5	<1	<1	0.12		
12/9/2024					<1	<0.5
2/4/2025	<0.5	<1	<1	0.043 (J)		<0.5
2/5/2025					<1	
8/5/2025					0.18 (J)	0.29
8/6/2025	0.17 (J)	0.2	0.15 (J)	0.26		

ND substitution: RL or RL/2 if <15% NDs.

Time Series

Constituent: Lead (mg/L) Analysis Run 9/26/2025 12:05 PM

Plant McIntosh Client: Southern Company Data: McIntosh AP-1

	MGWA-5 (bg)	MGWA-6 (bg)	MGWA-6A (bg)	MGWA-10 (bg)	MGWA-11 (bg)	MGWC-1	MGWC-2
5/5/2016	<0.001	<0.001		<0.001			
5/6/2016						<0.001	<0.001
6/20/2016	<0.001			<0.001	8.7E-05 (J)		
6/21/2016		<0.001				<0.001	<0.001
8/15/2016	<0.001	<0.001		<0.001	<0.001		
8/16/2016						<0.001	<0.001
9/28/2016	<0.001	<0.001		<0.001	<0.001	<0.001	
9/29/2016							<0.001
11/16/2016	<0.001	<0.001		<0.001	<0.001	<0.001	<0.001
1/16/2017				<0.001			
1/17/2017	<0.001	<0.001			<0.001		
1/18/2017							<0.001
1/19/2017						<0.001	
3/2/2017	<0.001	<0.001		<0.001	<0.001	<0.001	<0.001
4/18/2017	<0.001	<0.001		<0.001	<0.001	<0.001	
4/19/2017							<0.001
7/13/2017					<0.001		
3/29/2018	<0.001	<0.001		<0.001	<0.001	<0.001	
3/30/2018							<0.001
1/28/2019				<0.001	<0.001		
1/29/2019	<0.001	<0.001	<0.001			<0.001	<0.001
1/28/2020	0.00018 (J)	<0.001	<0.001	<0.001	0.00016 (J)		
1/29/2020						<0.001	<0.001
3/9/2020				<0.001	<0.001		
3/10/2020	<0.001	<0.001	<0.001			<0.001	<0.001
9/16/2020	<0.001	<0.001	<0.001	<0.001	<0.001		<0.001
9/17/2020						<0.001	
1/25/2021				0.00016 (J)			
1/26/2021	<0.001	0.00013 (J)	<0.001		<0.001	0.00058 (J)	0.00014 (J)
3/23/2021		<0.001	<0.001	0.00013 (J)	0.00013 (J)		
3/24/2021	<0.001					<0.001	<0.001
8/23/2021				<0.001	<0.001		
8/24/2021	<0.001	<0.001	<0.001				<0.001
8/25/2021						<0.001	
2/22/2022	<0.001	<0.001	<0.001	<0.001	<0.001	<0.001	
2/23/2022							<0.001
8/2/2022	<0.001	<0.001	<0.001	<0.001	<0.001		
8/3/2022						<0.001	
8/4/2022							<0.001
2/7/2023	<0.001	<0.001	<0.001	<0.001	<0.001		
2/8/2023						<0.001	<0.001
8/1/2023	<0.001	<0.001	<0.001	<0.001	<0.001	<0.001	
8/2/2023							<0.001
2/6/2024	<0.001	<0.001	<0.001	<0.001	<0.001	<0.001	
2/7/2024							0.00027 (J)
8/13/2024	<0.001	<0.001	<0.001	<0.001	<0.001	<0.001	
8/14/2024							<0.001
2/3/2025	<0.001	<0.001					
2/4/2025			<0.001	<0.001	<0.001	<0.001	
2/5/2025							<0.001
8/5/2025	<0.001	<0.001	<0.001	<0.001	<0.001	<0.001	
8/6/2025							<0.001

ND substitution: RL or RL/2 if <15% NDs.

Time Series

Constituent: Lead (mg/L) Analysis Run 9/26/2025 12:05 PM

Plant McIntosh Client: Southern Company Data: McIntosh AP-1

	MGWC-3	MGWC-7	MGWC-8	MGWC-12	MGWC-19	MGWC-20
5/5/2016		<0.001	<0.001			
5/6/2016	<0.001					
6/21/2016	<0.001	0.0003 (J)	<0.001	0.0001 (J)		
8/15/2016		<0.001	<0.001			
8/16/2016	<0.001			<0.001		
9/28/2016		<0.001	<0.001			
9/29/2016	<0.001			<0.001		
11/16/2016	<0.001	<0.001	<0.001	<0.001		
1/17/2017	<0.001	<0.001	<0.001			
1/18/2017				<0.001		
3/2/2017	<0.001	<0.001	<0.001	<0.001		
4/18/2017	<0.001	<0.001	<0.001			
4/25/2017				<0.001		
7/13/2017				<0.001		
3/29/2018		<0.001		<0.001		
3/30/2018	<0.001		<0.001			
1/29/2019	<0.001	<0.001	<0.001	<0.001		
1/28/2020		<0.001		<0.001		
1/29/2020	<0.001		<0.001			
3/10/2020	<0.001	<0.001	<0.001	<0.001		
9/16/2020				<0.001		
9/17/2020	<0.001	<0.001	<0.001			
1/26/2021	0.00017 (J)	<0.001	0.00019 (J)	<0.001		
3/24/2021	<0.001	<0.001	<0.001	<0.001		
8/24/2021	<0.001					
8/25/2021		0.00019 (J)	0.00022 (J)	<0.001		
2/22/2022				<0.001		
2/23/2022	<0.001	<0.001	<0.001			
8/2/2022				<0.001		
8/3/2022	<0.001	0.00021 (J)				
8/4/2022			<0.001			
2/7/2023	<0.001			<0.001		
2/8/2023		<0.001	<0.001			
8/1/2023	<0.001		<0.001			
8/2/2023		<0.001		<0.001		
2/6/2024		<0.001				
2/7/2024	<0.001		<0.001	<0.001		
8/14/2024	<0.001	<0.001	<0.001	<0.001		
2/4/2025	0.00034 (J)	<0.001	<0.001	<0.001		<0.001
2/5/2025					<0.001	
8/5/2025					<0.001	<0.001
8/6/2025	<0.001	<0.001	<0.001	<0.001		

ND substitution: RL or RL/2 if <15% NDs.

Time Series

Constituent: Lithium (mg/L) Analysis Run 9/26/2025 12:05 PM

Plant McIntosh Client: Southern Company Data: McIntosh AP-1

	MGWA-5 (bg)	MGWA-6 (bg)	MGWA-6A (bg)	MGWA-10 (bg)	MGWA-11 (bg)	MGWC-1	MGWC-2
5/5/2016	<0.05	<0.02		<0.05			
5/6/2016						0.0128 (J)	<0.05
6/20/2016	0.0065 (J)			0.0071 (J)	0.014 (J)		
6/21/2016		<0.02				0.0102 (J)	0.0047 (J)
8/15/2016	0.0059	<0.02		0.0065	0.02		
8/16/2016						0.012	0.0043 (J)
9/28/2016	0.0075	<0.02		0.0075	0.019	0.012	
9/29/2016							0.0048 (J)
11/16/2016	0.0094	<0.02		0.0081	0.021	0.013	0.0058
1/16/2017				0.0076			
1/17/2017	0.01	<0.02			0.02		
1/18/2017							0.0051
1/19/2017						0.011	
3/2/2017	0.0076	<0.02		0.0073	0.019	0.013	0.0061
4/18/2017	0.008	<0.02		0.006	0.016	0.0097	
4/19/2017							0.0042 (J)
7/13/2017					0.011		
3/29/2018	0.014	0.0013 (J)		0.01	0.03	0.017	
3/30/2018							0.008
6/12/2018	0.0095			0.0068	0.012		
6/13/2018		<0.02				0.0094	0.0054
10/9/2018	0.011			0.0082	0.015		
10/10/2018		<0.02				0.011	0.0055
12/4/2018	0.011						
12/5/2018		0.0012 (J)		0.0089	0.017		
12/6/2018						0.01	0.0066
1/28/2019				0.00821	0.0124		
1/29/2019	0.00987	<0.02	0.0184			0.0109	0.00537
3/25/2019	0.01		0.0052	0.0068	0.026		
3/26/2019		<0.02				0.01	0.0051
9/10/2019	0.011	0.0051	0.0062	0.011	0.026	0.012	0.0074
1/28/2020	0.0093	<0.02	<0.02	0.0064	0.026		
1/29/2020						0.0096	0.0059
3/9/2020				0.0088	0.017		
3/10/2020	0.011	<0.02	<0.02			<0.025	0.0068
9/16/2020	0.0094	<0.02	<0.02	0.0079	0.014		0.0055
9/17/2020						0.0086	
1/25/2021				0.0083			
1/26/2021	0.011	<0.02	<0.02		0.027	0.011	0.0066
3/23/2021		<0.02	<0.02	0.0084	0.026		
3/24/2021	0.0097					0.013	0.0066
8/23/2021				0.0075	0.018		
8/24/2021	0.0093	<0.02	<0.02				0.0062
8/25/2021						0.0096	
2/22/2022	0.011	<0.02	0.0012 (J)	0.0079	0.027	0.01	
2/23/2022							0.0066
8/2/2022	0.0097	<0.02	<0.02	0.0071	0.025		
8/3/2022						0.01	
8/4/2022							0.0063
2/7/2023	0.011	<0.02	<0.02	0.0081	0.022		
2/8/2023						0.01	0.0065
8/1/2023	0.0077	<0.02	<0.02	0.0053	0.024	0.0084	

ND substitution: RL or RL/2 if <15% NDs.

Time Series

Constituent: Lithium (mg/L) Analysis Run 9/26/2025 12:05 PM

Plant McIntosh Client: Southern Company Data: McIntosh AP-1

	MGWA-5 (bg)	MGWA-6 (bg)	MGWA-6A (bg)	MGWA-10 (bg)	MGWA-11 (bg)	MGWC-1	MGWC-2
8/2/2023							0.0031 (J)
2/6/2024	0.0058	0.006	<0.02	0.0083	0.037	0.0084	
2/7/2024							0.0051
8/13/2024	0.01	<0.02	0.0022 (J)	0.0079	0.019	0.011	
8/14/2024							0.0065
2/3/2025	0.014	0.0057					
2/4/2025			0.0034 (J)	0.013	0.033	0.016	
2/5/2025							0.0087
8/5/2025	0.012 (J)	<0.02	<0.02	0.0094 (J)	0.03	0.013 (J)	
8/6/2025							0.0091 (J)

ND substitution: RL or RL/2 if <15% NDs.

Time Series

Constituent: Lithium (mg/L) Analysis Run 9/26/2025 12:05 PM

Plant McIntosh Client: Southern Company Data: McIntosh AP-1

	MGWC-3	MGWC-7	MGWC-8	MGWC-12	MGWC-19	MGWC-20
5/5/2016		0.0586	0.0252 (J)			
5/6/2016	0.0113 (J)					
6/21/2016	0.0103 (J)	0.122	0.0228 (J)	0.0112 (J)		
8/15/2016		0.12	0.026			
8/16/2016	0.01			0.014		
9/28/2016		0.12	0.026			
9/29/2016	0.01			0.017		
11/16/2016	0.014	0.13	0.031	0.016		
1/17/2017	0.014	0.14	0.032			
1/18/2017				0.015		
3/2/2017	0.013	0.13	0.031	0.015		
4/18/2017	0.01	0.11	0.023			
4/25/2017				0.013		
7/13/2017				0.014		
3/29/2018		0.17		0.032		
3/30/2018	0.017		0.058			
6/12/2018				0.019		
6/13/2018	0.011	0.12	0.035			
10/10/2018	0.013	0.13	0.046	0.027		
12/5/2018		0.14	0.043	0.026	0.0029 (J)	
12/6/2018	0.015					0.0053
1/29/2019	0.0106	0.112	0.0361	0.0172		
3/26/2019	0.012	0.12	0.043	0.02		
9/10/2019	0.015	0.11	0.042	0.023		
1/28/2020		0.13		0.022		
1/29/2020	0.012		0.037			
3/10/2020	0.014	0.11	0.028	0.018		
9/16/2020				0.025		
9/17/2020	0.012	0.11	0.039			
1/26/2021	0.014	0.12	0.032	0.021		
3/24/2021	0.013	0.13	0.011	0.018		
8/24/2021	0.012					
8/25/2021		0.12	0.037	0.017		
2/22/2022				0.022		
2/23/2022	0.013	0.13	0.028			0.0066
8/2/2022				0.026		
8/3/2022	0.013	0.13				
8/4/2022			0.021			0.011
2/7/2023	0.014			0.024		
2/8/2023		0.14	0.012			
8/1/2023	0.011		0.012			
8/2/2023		0.13		0.019		
2/6/2024		0.12				
2/7/2024	0.0081		0.0076	0.03		
8/14/2024	0.012	0.15	0.007	0.022		
12/9/2024					0.0051	0.0029 (J)
2/4/2025	0.017	0.16	0.012	0.031		0.01
2/5/2025					0.0045 (J)	
8/5/2025					0.0075 (J)	0.0081 (J)
8/6/2025	0.014 (J)	0.18	0.014 (J)	0.02		

Time Series

Constituent: Mercury (mg/L) Analysis Run 9/26/2025 12:05 PM

Plant McIntosh Client: Southern Company Data: McIntosh AP-1

	MGWA-5 (bg)	MGWA-6 (bg)	MGWA-6A (bg)	MGWA-10 (bg)	MGWA-11 (bg)	MGWC-1	MGWC-2
5/5/2016	<0.0002	<0.0002		<0.0002			
5/6/2016						<0.0002	<0.0002
6/20/2016	<0.0002			<0.0002	<0.0002		
6/21/2016		<0.0002				<0.0002	<0.0002
8/15/2016	<0.0002	<0.0002		<0.0002	8E-05 (J)		
8/16/2016						<0.0002	7.8E-05 (J)
9/28/2016	<0.0002	<0.0002		<0.0002	<0.0002	<0.0002	
9/29/2016							<0.0002
11/16/2016	<0.0002	<0.0002		<0.0002	<0.0002	<0.0002	0.0001 (J)
1/16/2017				<0.0002			
1/17/2017	<0.0002	<0.0002			<0.0002		
1/18/2017							<0.0002
1/19/2017						<0.0002	
3/2/2017	<0.0002	<0.0002		<0.0002	<0.0002	<0.0002	<0.0002
4/18/2017	<0.0002	<0.0002		<0.0002	<0.0002	<0.0002	
4/19/2017							<0.0002
7/13/2017					<0.0002		
3/29/2018	<0.0002	7.4E-05 (J)		<0.0002	8.6E-05 (J)	<0.0002	
3/30/2018							<0.0002
6/12/2018	<0.0002			<0.0002	<0.0002		
6/13/2018		<0.0002				<0.0002	<0.0002
10/9/2018	<0.0002			<0.0002	<0.0002		
10/10/2018		<0.0002				<0.0002	<0.0002
1/28/2019				<0.0002	<0.0002		
1/29/2019	<0.0002	<0.0002	<0.0002			<0.0002	<0.0002
1/28/2020	<0.0002	<0.0002	<0.0002	<0.0002	<0.0002		
1/29/2020						<0.0002	<0.0002
3/9/2020				<0.0002	<0.0002		
3/10/2020	<0.0002	<0.0002	<0.0002			<0.0002	<0.0002
9/16/2020	<0.0002	<0.0002	<0.0002	<0.0002	<0.0002		<0.0002
9/17/2020						<0.0002	
1/25/2021				<0.0002			
1/26/2021	<0.0002	<0.0002	<0.0002		<0.0002	<0.0002	<0.0002
3/23/2021		<0.0002	<0.0002	<0.0002	<0.0002		
3/24/2021	<0.0002					<0.0002	<0.0002
8/23/2021				<0.0002	<0.0002		
8/24/2021	<0.0002	<0.0002	<0.0002				<0.0002
8/25/2021						<0.0002	
2/22/2022	<0.0002	<0.0002	<0.0002	<0.0002	<0.0002	<0.0002	
2/23/2022							<0.0002
8/2/2022	<0.0002	<0.0002	<0.0002	<0.0002	<0.0002		
8/3/2022						<0.0002	
8/4/2022							<0.0002
2/7/2023	<0.0002	<0.0002	<0.0002	<0.0002	<0.0002		
2/8/2023						<0.0002	<0.0002
8/1/2023	<0.0002	<0.0002	<0.0002	<0.0002	<0.0002	<0.0002	
8/2/2023							<0.0002
2/6/2024	<0.0002	<0.0002	<0.0002	<0.0002	<0.0002	<0.0002	
2/7/2024							<0.0002
8/13/2024	<0.0002	<0.0002	<0.0002	<0.0002	<0.0002	<0.0002	
8/14/2024							<0.0002
2/3/2025	<0.0002	<0.0002					

ND substitution: RL or RL/2 if <15% NDs.

Time Series

Constituent: Mercury (mg/L) Analysis Run 9/26/2025 12:05 PM

Plant McIntosh Client: Southern Company Data: McIntosh AP-1

	MGWA-5 (bg)	MGWA-6 (bg)	MGWA-6A (bg)	MGWA-10 (bg)	MGWA-11 (bg)	MGWC-1	MGWC-2
2/4/2025			<0.0002	<0.0002	<0.0002	<0.0002	
2/5/2025							<0.0002
8/5/2025	<0.0002	<0.0002	<0.0002	<0.0002	<0.0002	<0.0002	
8/6/2025							<0.0002

ND substitution: RL or RL/2 if <15% NDs.

Time Series

Constituent: Mercury (mg/L) Analysis Run 9/26/2025 12:05 PM

Plant McIntosh Client: Southern Company Data: McIntosh AP-1

	MGWC-3	MGWC-7	MGWC-8	MGWC-12	MGWC-19	MGWC-20
5/5/2016		<0.0002	<0.0002			
5/6/2016	<0.0002					
6/21/2016	<0.0002	<0.0002	<0.0002	<0.0002		
8/15/2016		<0.0002	0.00015 (J)			
8/16/2016	<0.0002			<0.0002		
9/28/2016		<0.0002	<0.0002			
9/29/2016	<0.0002			<0.0002		
11/16/2016	7E-05 (J)	8E-05 (J)	0.00021	8.6E-05 (J)		
1/17/2017	<0.0002	<0.0002	7.6E-05 (J)			
1/18/2017				<0.0002		
3/2/2017	<0.0002	<0.0002	<0.0002	<0.0002		
4/18/2017	<0.0002	<0.0002	0.00018 (J)			
4/25/2017				<0.0002		
7/13/2017				<0.0002		
3/29/2018		<0.0002		7.4E-05 (J)		
3/30/2018	<0.0002		0.00013 (J)			
6/12/2018				<0.0002		
6/13/2018	<0.0002	<0.0002	0.00074			
10/10/2018	<0.0002	<0.0002	0.00013 (J)	<0.0002		
1/29/2019	<0.0002	<0.0002	<0.0002	<0.0002		
1/28/2020		<0.0002		<0.0002		
1/29/2020	<0.0002		0.00012 (J)			
3/10/2020	<0.0002	<0.0002	<0.0002	<0.0002		
9/16/2020				<0.0002		
9/17/2020	<0.0002	<0.0002	0.00014 (J)			
1/26/2021	<0.0002	<0.0002	0.0025	<0.0002		
3/24/2021	<0.0002	<0.0002	<0.0002	<0.0002		
8/24/2021	<0.0002					
8/25/2021		<0.0002	0.0041	<0.0002		
10/26/2021			<0.0002			
2/22/2022				<0.0002		
2/23/2022	<0.0002	<0.0002	0.00028			
8/2/2022				<0.0002		
8/3/2022	<0.0002	<0.0002				
8/4/2022			0.00068			
2/7/2023	<0.0002			<0.0002		
2/8/2023		<0.0002	0.00026			
8/1/2023	<0.0002		0.00014 (J)			
8/2/2023		<0.0002		<0.0002		
2/6/2024		<0.0002				
2/7/2024	<0.0002		0.00052	<0.0002		
8/14/2024	<0.0002	<0.0002	0.00051	<0.0002		
2/4/2025	<0.0002	<0.0002	0.00084	<0.0002		<0.0002
2/5/2025					<0.0002	
8/5/2025					<0.0002	<0.0002
8/6/2025	<0.0002	<0.0002	0.00029	<0.0002		

ND substitution: RL or RL/2 if <15% NDs.

Time Series

Constituent: Molybdenum (mg/L) Analysis Run 9/26/2025 12:05 PM

Plant McIntosh Client: Southern Company Data: McIntosh AP-1

	MGWA-5 (bg)	MGWA-6 (bg)	MGWA-6A (bg)	MGWA-10 (bg)	MGWA-11 (bg)	MGWC-1	MGWC-2
5/5/2016	0.0026 (J)	<0.005		<0.005			
5/6/2016						0.0021 (J)	<0.005
6/20/2016	0.0014 (J)			0.00031 (J)	0.0052 (J)		
6/21/2016		<0.005				0.002 (J)	<0.005
8/15/2016	0.0013 (J)	<0.005		<0.005	0.0022 (J)		
8/16/2016						0.0019 (J)	<0.005
9/28/2016	0.0012 (J)	<0.005		<0.005	0.0018 (J)	0.0018 (J)	
9/29/2016							<0.005
11/16/2016	<0.005	<0.005		<0.005	<0.005	<0.005	<0.005
1/16/2017				<0.005			
1/17/2017	<0.005	<0.005			0.0011 (J)		
1/18/2017							<0.005
1/19/2017						0.0011 (J)	
3/2/2017	<0.005	<0.005		<0.005	<0.005	0.0012 (J)	<0.005
4/18/2017	<0.005	<0.005		<0.005	<0.005	0.0013 (J)	
4/19/2017							<0.005
7/13/2017					<0.005		
3/29/2018	<0.005	<0.005		<0.005	<0.005	0.0017 (J)	
3/30/2018							<0.005
6/12/2018	<0.005			0.0012 (J)	0.0029 (J)		
6/13/2018		<0.005				0.00087 (J)	<0.005
10/9/2018	<0.005			<0.005	<0.005		
10/10/2018		<0.005				<0.005	<0.005
1/28/2019				<0.005	<0.005		
1/29/2019	<0.005	<0.005	<0.005			<0.005	<0.005
1/28/2020	0.00095 (J)	<0.005	0.0014 (J)	0.00064 (J)	0.00085 (J)		
1/29/2020						0.0015 (J)	<0.005
3/9/2020				<0.005	0.0012 (J)		
3/10/2020	0.00093 (J)	<0.005	0.0012 (J)			<0.005	<0.005
9/16/2020	0.00079 (J)	<0.005	0.0014 (J)	0.0022 (J)	0.0019 (J)		<0.005
9/17/2020						0.0012 (J)	
1/25/2021				<0.005			
1/26/2021	0.00083 (J)	<0.005	0.00066 (J)		0.00079 (J)	0.0016 (J)	<0.005
3/23/2021		<0.005	0.00089 (J)	<0.005	0.00093 (J)		
3/24/2021	0.00089 (J)					0.0029 (J)	<0.005
8/23/2021				0.0016 (J)	0.0012 (J)		
8/24/2021	<0.005	<0.005	0.0011 (J)				<0.005
8/25/2021						0.00088 (J)	
2/22/2022	0.00091 (J)	<0.005	0.00078 (J)	<0.005	0.001 (J)	0.0014 (J)	
2/23/2022							<0.005
8/2/2022	<0.005	<0.005	0.0015 (J)	<0.005	<0.005		
8/3/2022						0.0011 (J)	
8/4/2022							<0.005
2/7/2023	<0.005	<0.005	<0.005	<0.005	0.00098 (J)		
2/8/2023						0.0012 (J)	<0.005
8/1/2023	<0.005	<0.005	0.0014 (J)	<0.005	<0.005	0.0012 (J)	
8/2/2023							<0.005
2/6/2024	<0.005	<0.005	<0.005	<0.005	<0.005	0.00099 (J)	
2/7/2024							<0.005
8/13/2024	0.00091 (J)	0.0015 (J)	<0.005	<0.005	0.00091 (J)	0.0011 (J)	
8/14/2024							<0.005
2/3/2025	<0.005	<0.005					

ND substitution: RL or RL/2 if <15% NDs.

Time Series

Constituent: Molybdenum (mg/L) Analysis Run 9/26/2025 12:05 PM

Plant McIntosh Client: Southern Company Data: McIntosh AP-1

	MGWA-5 (bg)	MGWA-6 (bg)	MGWA-6A (bg)	MGWA-10 (bg)	MGWA-11 (bg)	MGWC-1	MGWC-2
2/4/2025			<0.005	<0.005	0.00086 (J)	0.0011 (J)	
2/5/2025							<0.005
8/5/2025	<0.005	<0.005	<0.005	<0.005	<0.005	<0.005	
8/6/2025							<0.005

ND substitution: RL or RL/2 if <15% NDs.

Time Series

Constituent: Molybdenum (mg/L) Analysis Run 9/26/2025 12:05 PM

Plant McIntosh Client: Southern Company Data: McIntosh AP-1

	MGWC-3	MGWC-7	MGWC-8	MGWC-12	MGWC-19	MGWC-20
5/5/2016		0.00351 (J)	<0.005			
5/6/2016	<0.005					
6/21/2016	<0.005	<0.005	<0.005	0.002 (J)		
8/15/2016		<0.005	<0.005			
8/16/2016	<0.005			0.0012 (J)		
9/28/2016		<0.005	<0.005			
9/29/2016	<0.005			0.0014 (J)		
11/16/2016	<0.005	<0.005	<0.005	<0.005		
1/17/2017	<0.005	<0.005	<0.005			
1/18/2017				<0.005		
3/2/2017	<0.005	<0.005	<0.005	<0.005		
4/18/2017	<0.005	<0.005	0.0037 (J)			
4/25/2017				<0.005		
7/13/2017				<0.005		
3/29/2018		<0.005		<0.005		
3/30/2018	<0.005		<0.005			
6/12/2018				<0.005		
6/13/2018	<0.005	<0.005	<0.005			
10/10/2018	<0.005	<0.005	<0.005	<0.005		
1/29/2019	<0.005	<0.005	<0.005	<0.005		
1/28/2020		<0.005		<0.005		
1/29/2020	<0.005		<0.005			
3/10/2020	<0.005	<0.005	<0.005	<0.005		
9/16/2020				0.0024 (J)		
9/17/2020	<0.005	<0.005	<0.005			
1/26/2021	<0.005	<0.005	<0.005	<0.005		
3/24/2021	<0.005	<0.005	<0.005	<0.005		
8/24/2021	<0.005					
8/25/2021		<0.005	<0.005	<0.005		
2/22/2022				0.00064 (J)		
2/23/2022	<0.005	<0.005	<0.005			
8/2/2022				0.00093 (J)		
8/3/2022	<0.005	<0.005				
8/4/2022			<0.005			
2/7/2023	<0.005			<0.005		
2/8/2023		<0.005	<0.005			
8/1/2023	<0.005		<0.005			
8/2/2023		<0.005		<0.005		
2/6/2024		<0.005				
2/7/2024	<0.005		<0.005	<0.005		
8/14/2024	<0.005	<0.005	<0.005	<0.005		
2/4/2025	<0.005	<0.005	<0.005	<0.005		<0.005
2/5/2025					0.00095 (J)	
8/5/2025					0.00082 (J)	<0.005
8/6/2025	<0.005	<0.005	<0.005	<0.005		

ND substitution: RL or RL/2 if <15% NDs.

Time Series

Constituent: pH, Field (SU) Analysis Run 9/26/2025 12:05 PM

Plant McIntosh Client: Southern Company Data: McIntosh AP-1

	MGWA-5 (bg)	MGWA-6 (bg)	MGWA-6A (bg)	MGWA-10 (bg)	MGWA-11 (bg)	MGWC-1	MGWC-2
5/5/2016	7.4	7.13		5.94			
5/6/2016						6.64	7.41
6/20/2016	7.63			5.84	7.82		
6/21/2016		7.25				6.99	7.41
8/15/2016	7.54	7.04		5.65	7.52		
8/16/2016						6.48	7.33
9/28/2016	7.45	7.09		5.72	7.66	6.7	
9/29/2016							7.42
11/16/2016	7.39	7.6		5.65	7.51	6.66	7.87
1/16/2017				5.52			
1/17/2017	7.23	6.99			7.52		
1/18/2017							7.49
1/19/2017						6.81	
3/2/2017	7.55	6.95		5.53	7.5	6.75	7.37
4/18/2017	7.43	7.02		5.64	7.75	6.93	
4/19/2017							7.48
7/13/2017					7.72		
10/10/2017	7.47	7.27		5.51	7.42	6.99	7.29
10/11/2017				6.11	6.35		
3/29/2018	7.19	6.95		5.35	7.42	6.82	
3/30/2018							7.31
6/12/2018	7.55			6.23	8.02		
6/13/2018		7.08				7.01	7.37
10/9/2018	7.8			5.62	7.79		
10/10/2018		7.01				7.04	7.41
12/4/2018	7.26						
12/5/2018		6.81		5.44	7.43		
12/6/2018						6.76	7.28
1/28/2019			6.93	5.49	7.4		
1/29/2019	7.63	6.55	6.93			6.87	7.03
3/25/2019	7.44		7.1	5.27	7.29		
3/26/2019	7.44	6.57				7.01	7.29
9/10/2019	7.41	6.99	7.15	5.97	7.54	7.09	7.26
1/28/2020	7.46	7.17	7.36	5.78	7.4		
1/29/2020						7.19	7.3
3/9/2020				5.46	7.58		
3/10/2020	7.3	7	7.04			7.11	7.3
9/16/2020	7.38	6.98	6.89	6.37	7.89		7.16
9/17/2020						6.95	
12/7/2020		7.2					
12/8/2020						7.41	
1/25/2021				4.87			
1/26/2021	6.86	7.19	7.17		7.43	7.43	7.57
3/23/2021		6.74	6.56	5	7.06		
3/24/2021	6.88					7.14	7.24
8/23/2021				6.16	8.12		
8/24/2021	7.78	7.11	7.28				7.42
8/25/2021						7.27	
2/22/2022	7.57	7.14	7.2	5.38	7.6	7.32	
2/23/2022							7.44
8/2/2022	7.45	7.1	7.27	5.41	7.57		
8/3/2022						7.23	

Time Series

Constituent: pH, Field (SU) Analysis Run 9/26/2025 12:05 PM

Plant McIntosh Client: Southern Company Data: McIntosh AP-1

	MGWA-5 (bg)	MGWA-6 (bg)	MGWA-6A (bg)	MGWA-10 (bg)	MGWA-11 (bg)	MGWC-1	MGWC-2
8/4/2022							7.37
2/7/2023	7.85	7.13	7.24	5.46	7.72		
2/8/2023						7.28	7.44
8/1/2023	7.52	7.14	7.2	5.46	7.61	7.3	
8/2/2023							7.31
2/6/2024	7.67	7.07	7.23	5.52	7.86	7.47	
2/7/2024							7.71
8/13/2024	7.67	7.27	7.23	5.43	7.72	7.14	
8/14/2024							7.73
2/3/2025	7.67	7.17					
2/4/2025			7.42	5.4	7.61	7.2	
2/5/2025							7.66
8/5/2025	7.3	6.86	6.96	6.19	7.83	7.39	
8/6/2025							7.44

Time Series

Constituent: pH, Field (SU) Analysis Run 9/26/2025 12:05 PM

Plant McIntosh Client: Southern Company Data: McIntosh AP-1

	MGWC-3	MGWC-7	MGWC-8	MGWC-12	MGWC-19	MGWC-20
5/5/2016		7.81	5.96			
5/6/2016	6.85					
6/21/2016	6.98	7.2	6	7.61		
8/15/2016		7.04	5.26			
8/16/2016	6.73			7.17		
9/28/2016		7	5.66			
9/29/2016	6.81			6.97		
11/16/2016	6.69	6.73	5.33	7.03		
1/17/2017	6.77	6.61	5.24			
1/18/2017				7.01		
3/2/2017	6.79	6.62	5.21	7.02		
4/18/2017	6.77	6.7	5.85			
4/25/2017				7.02		
7/13/2017				7.17		
10/10/2017	7	6.48	5.6	7.24		
3/29/2018		6.46		6.93		
3/30/2018	6.68		5.16			
6/12/2018				7.29		
6/13/2018	6.83	6.24	5.79			
10/10/2018	6.69	6.12	5.15	7.12		
12/5/2018		6.02	5.11	6.73	7.55	
12/6/2018	6.56					6.52
1/29/2019	6.42	5.93	5.46	8.02		
3/26/2019	6.68	5.96	5.19	7.14		
9/10/2019	6.67	6.03	5.1	10.96 (O)		
1/28/2020		6.61		7.25		
1/29/2020	6.68		5.76			
3/10/2020	6.87	6.54	5.5	7.53		
9/16/2020				11.03 (O)		
9/17/2020	6.68	6.39	5.22			
12/8/2020	7.04					
1/26/2021	6.53	6.27	6.2	6.7		
3/24/2021	6.73	6.26	6.71	7.15		
8/24/2021	6.92					
8/25/2021		6.85	5.26	7.44		
10/26/2021			5.99			
2/22/2022				7.41		
2/23/2022	6.98	6.91	6.22			6.02
4/18/2022	6.84					
8/2/2022				7.06		
8/3/2022	6.91	6.86				
8/4/2022			6.5			6.18
2/7/2023	7.01			6.95		
2/8/2023		7.43	6.76			
8/1/2023	7.09		6.77			
8/2/2023		6.9		7.2		
2/6/2024		7				
2/7/2024	7.49		7.81	6.83		
8/14/2024	7.14	7.5	7.81	7.37		
12/9/2024					7.51	6.18
2/4/2025	6.9	6.71	7.67	6.75		6.42
2/5/2025					7.75	

Time Series

Constituent: pH, Field (SU) Analysis Run 9/26/2025 12:05 PM

Plant McIntosh Client: Southern Company Data: McIntosh AP-1

	MGWC-3	MGWC-7	MGWC-8	MGWC-12	MGWC-19	MGWC-20
8/5/2025					7.81	5.88
8/6/2025	6.93	7.1	7.72	8.07		

Time Series

Constituent: Selenium (mg/L) Analysis Run 9/26/2025 12:05 PM

Plant McIntosh Client: Southern Company Data: McIntosh AP-1

	MGWA-5 (bg)	MGWA-6 (bg)	MGWA-6A (bg)	MGWA-10 (bg)	MGWA-11 (bg)	MGWC-1	MGWC-2
5/5/2016	<0.005	<0.005		<0.005			
5/6/2016						<0.005	<0.005
6/20/2016	<0.005			<0.005	<0.005		
6/21/2016		<0.005				<0.005	<0.005
8/15/2016	<0.005	<0.005		0.00062 (J)	<0.005		
8/16/2016						<0.005	<0.005
9/28/2016	<0.005	<0.005		0.0003 (J)	<0.005	<0.005	
9/29/2016							<0.005
11/16/2016	<0.005	<0.005		<0.005	<0.005	<0.005	<0.005
1/16/2017				<0.005			
1/17/2017	<0.005	<0.005			<0.005		
1/18/2017							<0.005
1/19/2017						<0.005	
3/2/2017	<0.005	<0.005		<0.005	<0.005	<0.005	<0.005
4/18/2017	<0.005	<0.005		<0.005	<0.005	<0.005	
4/19/2017							<0.005
7/13/2017					<0.005		
3/29/2018	<0.005	<0.005		0.00027 (J)	<0.005	0.0005 (J)	
3/30/2018							0.00045 (J)
6/12/2018	<0.005			0.00076 (J)	0.00049 (J)		
6/13/2018		<0.005				<0.005	<0.005
10/9/2018	<0.005			0.00054 (J)	<0.005		
10/10/2018		<0.005				0.00036 (J)	<0.005
1/28/2019				<0.005	<0.005		
1/29/2019	<0.005	<0.005	<0.005			<0.005	<0.005
1/28/2020	<0.005	<0.005	<0.005	<0.005	<0.005		
1/29/2020						<0.005	<0.005
1/25/2021				<0.005			
1/26/2021	<0.005	<0.005	<0.005		<0.005	<0.005	<0.005
2/22/2022	<0.005	<0.005	<0.005	<0.005	<0.005	<0.005	
2/23/2022							<0.005
8/2/2022	<0.005	<0.005	<0.005	<0.005	<0.005		
8/3/2022						<0.005	
8/4/2022							<0.005
2/7/2023	<0.005	<0.005	<0.005	<0.005	<0.005		
2/8/2023						<0.005	<0.005
8/1/2023	<0.005	<0.005	<0.005	<0.005	<0.005	<0.005	
8/2/2023							<0.005
2/6/2024	<0.005	<0.005	<0.005	<0.005	<0.005	<0.005	
2/7/2024							<0.005
8/13/2024	<0.005	<0.005	<0.005	<0.005	<0.005	<0.005	
8/14/2024							<0.005
2/3/2025	<0.005	<0.005					
2/4/2025			<0.005	<0.005	<0.005	<0.005	
2/5/2025							<0.005
8/5/2025	<0.005	<0.005	<0.005	<0.005	<0.005	<0.005	
8/6/2025							<0.005

ND substitution: RL or RL/2 if <15% NDs.

Time Series

Constituent: Selenium (mg/L) Analysis Run 9/26/2025 12:05 PM

Plant McIntosh Client: Southern Company Data: McIntosh AP-1

	MGWC-3	MGWC-7	MGWC-8	MGWC-12	MGWC-19	MGWC-20
5/5/2016		<0.005	<0.005			
5/6/2016	<0.005					
6/21/2016	<0.005	<0.005	<0.005	<0.005		
8/15/2016		<0.005	0.00033 (J)			
8/16/2016	<0.005			<0.005		
9/28/2016		<0.005	0.00038 (J)			
9/29/2016	<0.005			<0.005		
11/16/2016	<0.005	<0.005	<0.005	<0.005		
1/17/2017	<0.005	<0.005	<0.005			
1/18/2017				<0.005		
3/2/2017	<0.005	<0.005	<0.005	<0.005		
4/18/2017	<0.005	<0.005	0.0024			
4/25/2017				<0.005		
7/13/2017				<0.005		
3/29/2018		0.00026 (J)		0.00027 (J)		
3/30/2018	0.00044 (J)		0.00027 (J)			
6/12/2018				<0.005		
6/13/2018	<0.005	<0.005	<0.005			
10/10/2018	<0.005	<0.005	0.00039 (J)	<0.005		
1/29/2019	<0.005	<0.005	<0.005	<0.005		
1/28/2020		<0.005		<0.005		
1/29/2020	<0.005		<0.005			
1/26/2021	<0.005	<0.005	<0.005	<0.005		
2/22/2022				<0.005		
2/23/2022	<0.005	<0.005	<0.005			
8/2/2022				<0.005		
8/3/2022	<0.005	<0.005				
8/4/2022			<0.005			
2/7/2023	<0.005			<0.005		
2/8/2023		<0.005	<0.005			
8/1/2023	<0.005		<0.005			
8/2/2023		<0.005		<0.005		
2/6/2024		<0.005				
2/7/2024	<0.005		<0.005	<0.005		
8/14/2024	<0.005	<0.005	<0.005	<0.005		
2/4/2025	<0.005	<0.005	<0.005	<0.005		<0.005
2/5/2025					<0.005	
8/5/2025					<0.005	0.0086
8/6/2025	<0.005	0.0034 (J)	<0.005	<0.005		

ND substitution: RL or RL/2 if <15% NDs.

Time Series

Constituent: Sulfate (mg/L) Analysis Run 9/26/2025 12:05 PM

Plant McIntosh Client: Southern Company Data: McIntosh AP-1

	MGWA-5 (bg)	MGWA-6 (bg)	MGWA-6A (bg)	MGWA-10 (bg)	MGWA-11 (bg)	MGWC-1	MGWC-2
5/5/2016	4.47	17.8		2.46			
5/6/2016						106	445
6/20/2016	7.7			2.5	1		
6/21/2016		17				210	290
8/15/2016	7.5	20		1.9	0.73 (J)		
8/16/2016						120	270
9/28/2016	7.8	21		1.9	<1	110	
9/29/2016							280
11/16/2016	6.7	20		1.7	<1	130	280
1/16/2017				<1			
1/17/2017	6.7	19			<1		
1/18/2017							280
1/19/2017						160	
3/2/2017	5.6	15		1.4	<1	130	240
4/18/2017	5.1	14		1.3	<1	120	
4/19/2017							250
7/13/2017					1.4		
10/10/2017	4.9	11		1.1	0.87 (J)	170	240
6/12/2018	3.8			0.82 (J)	4.1		
6/13/2018		8.7				130	220
10/9/2018	6.7			0.82 (J)	2.2		
10/10/2018		8.7				140	220
12/5/2018					1.2		
1/29/2019			7.08				
3/25/2019	3.4		1.8	1.1	1.3		
3/26/2019		6.3				130	190
9/10/2019	4.7	5.6	0.6 (J)	1.1	1.8	140	180
3/9/2020				4.2	3.4		
3/10/2020	5.2	5	2.4			140	170
9/16/2020	3.2	2.7	1	0.69 (J)	3		160
9/17/2020						150	
3/23/2021		3.2	1.7	<1	1.4		
3/24/2021	3.5					120	180
8/23/2021				<1	3.4		
8/24/2021	3.6	3.5	3.3				160
8/25/2021						140	
2/22/2022	3.2	5.4	2.1	<1	1.1	150	
2/23/2022							180
8/2/2022	2.7	2.3	2.1	<1	0.8 (J)		
8/3/2022						140	
8/4/2022							150
2/7/2023	2.5	2.3	1.6	<1	3.3		
2/8/2023						140	150
8/1/2023	2.9	3.2	4	0.56 (J)	1	140	
8/2/2023							150
2/6/2024	2.4	2.8	2.4	<1	0.82 (J)	140	
2/7/2024							150
8/13/2024	3.3	4.4	4.2	0.59 (J)	3.3	140	
8/14/2024							140
2/3/2025	3.4	4.6					
2/4/2025			4	<1	<1	140	
2/5/2025							150

ND substitution: RL or RL/2 if <15% NDs.

Time Series

Constituent: Sulfate (mg/L) Analysis Run 9/26/2025 12:05 PM

Plant McIntosh Client: Southern Company Data: McIntosh AP-1

	MGWA-5 (bg)	MGWA-6 (bg)	MGWA-6A (bg)	MGWA-10 (bg)	MGWA-11 (bg)	MGWC-1	MGWC-2
8/5/2025	<1	4.3	3.7	<1	2.5	140	
8/6/2025							130

ND substitution: RL or RL/2 if <15% NDs.

Time Series

Constituent: Sulfate (mg/L) Analysis Run 9/26/2025 12:05 PM

Plant McIntosh Client: Southern Company Data: McIntosh AP-1

	MGWC-3	MGWC-7	MGWC-8	MGWC-12	MGWC-19	MGWC-20
5/5/2016		116	144			
5/6/2016	94.2					
6/21/2016	95	170	160	4		
8/15/2016		170	120			
8/16/2016	88			2.8		
9/28/2016		170	130			
9/29/2016	94			<1		
11/16/2016	97	170	130	3		
1/17/2017	100	180	150			
1/18/2017				4.1		
3/2/2017	100	180	160	4.6		
4/18/2017	91	160	180			
4/25/2017				4.4		
7/13/2017				4.8		
10/10/2017	110	180	260	4.9		
6/12/2018				4.1		
6/13/2018	110	180	330			
10/10/2018	110	190	410	2.5		
12/5/2018		190				
3/26/2019	110	180	420	2.9		
9/10/2019	110	180	420	2.5		
3/10/2020	130	170	370	7.8		
9/16/2020				4.4		
9/17/2020	120	160	380			
3/24/2021	130	180	280	7.1		
8/24/2021	130					
8/25/2021		180	420	6.6		
2/22/2022				4.8		
2/23/2022	150	260	390			
8/2/2022				3.1		
8/3/2022	130	220				
8/4/2022			350			
2/7/2023	120			4.7		
2/8/2023		220	280			
8/1/2023	110		280			
8/2/2023		200		4.6		
2/6/2024		200				
2/7/2024	94		310	8.2		
8/14/2024	80	200	230	8.9		
12/9/2024					290	150
2/4/2025	73	230	380	11		160
2/5/2025					280	
8/5/2025					260	130
8/6/2025	59	170	300	9.9		

ND substitution: RL or RL/2 if <15% NDs.

Time Series

Constituent: TDS (mg/L) Analysis Run 9/26/2025 12:05 PM

Plant McIntosh Client: Southern Company Data: McIntosh AP-1

	MGWA-5 (bg)	MGWA-6 (bg)	MGWA-6A (bg)	MGWA-10 (bg)	MGWA-11 (bg)	MGWC-1	MGWC-2
5/5/2016	129	281		78			
5/6/2016						282	661
6/20/2016	156			80	188		
6/21/2016		303				516	692
8/15/2016	160	310		58	180		
8/16/2016						360	650
9/28/2016	91	170		29	100	190	
9/29/2016							640
11/16/2016	250	340		140	270	410	680
1/16/2017				36			
1/17/2017	140	310			170		
1/18/2017							630
1/19/2017						400	
3/2/2017	170	330		78	210	360	660
4/18/2017	140	290		16	160	360	
4/19/2017							600
7/13/2017					150		
10/10/2017	190	310		78	210	480	600
6/12/2018	180			62	150		
6/13/2018		230				390	570
10/9/2018	170			68	150		
10/10/2018		300				260	470
1/29/2019			280				
3/25/2019	150		250	54	210		
3/26/2019		290				370	530
9/10/2019	110	260	230	14	160	360	470
3/9/2020				56	190		
3/10/2020	170	300	260			450	540
9/16/2020	150	300	320	44	150		530
9/17/2020						460	
3/23/2021		300	270	53	220		
3/24/2021	150					380	490
8/23/2021				55	200		
8/24/2021	160	300	280				510
8/25/2021						470	
2/22/2022	150	300	270	38	210	420	
2/23/2022							490
8/2/2022	270	200	190	65	210		
8/3/2022						440	
8/4/2022							480
2/7/2023	150	290	260	61	190		
2/8/2023						400	440
8/1/2023	170	330	360	57	300	450	
8/2/2023							520
2/6/2024	150	280	260	57	210	420	
2/7/2024							450
8/13/2024	150	290	270	63	200	420	
8/14/2024							450
2/3/2025	150	260					
2/4/2025			250	54	220	400	
2/5/2025							420
8/5/2025	150	290	290	58	220	500	

Time Series

Constituent: TDS (mg/L) Analysis Run 9/26/2025 12:05 PM

Plant McIntosh Client: Southern Company Data: McIntosh AP-1

	MGWA-5 (bg)	MGWA-6 (bg)	MGWA-6A (bg)	MGWA-10 (bg)	MGWA-11 (bg)	MGWC-1	MGWC-2
8/6/2025							540

Time Series

Constituent: TDS (mg/L) Analysis Run 9/26/2025 12:05 PM

Plant McIntosh Client: Southern Company Data: McIntosh AP-1

	MGWC-3	MGWC-7	MGWC-8	MGWC-12	MGWC-19	MGWC-20
5/5/2016		272	287			
5/6/2016	380					
6/21/2016	392	356	297	177		
8/15/2016		330	230			
8/16/2016	360			160		
9/28/2016		180	130			
9/29/2016	380			190		
11/16/2016	420	330	290	240		
1/17/2017	380	310	240			
1/18/2017				180		
3/2/2017	410	340	270	170		
4/18/2017	360	300	310			
4/25/2017				170		
7/13/2017				150		
10/10/2017	400	340	450	160		
6/12/2018				170		
6/13/2018	320	320	600			
10/10/2018	300	270	410	48		
3/26/2019	370	320	630	180		
9/10/2019	360	260	660	140		
3/10/2020	390	370	600	170		
9/16/2020				190		
9/17/2020	410	320	740			
3/24/2021	430	330	530	190		
8/24/2021	450					
8/25/2021		390	720	230		
2/22/2022				190		
2/23/2022	450	390	630			
8/2/2022				150		
8/3/2022	430	400				
8/4/2022			620			
2/7/2023	410			190		
2/8/2023		370	480			
8/1/2023	420		570			
8/2/2023		410		200		
2/6/2024		350				
2/7/2024	370		590	200		
8/14/2024	360	350	580	190		
12/9/2024					510	320
2/4/2025	330	330	590	200		310
2/5/2025					500	
8/5/2025					560	330
8/6/2025	370	390	610	180		

Time Series

Constituent: Thallium (mg/L) Analysis Run 9/26/2025 12:05 PM

Plant McIntosh Client: Southern Company Data: McIntosh AP-1

	MGWA-5 (bg)	MGWA-6 (bg)	MGWA-6A (bg)	MGWA-10 (bg)	MGWA-11 (bg)	MGWC-1	MGWC-2
5/5/2016	<0.001	<0.001		<0.001			
5/6/2016						<0.001	<0.001
6/20/2016	<0.001			<0.001	<0.001		
6/21/2016		0.0001 (J)				9E-05 (J)	<0.001
8/15/2016	<0.001	<0.001		<0.001	<0.001		
8/16/2016						<0.001	<0.001
9/28/2016	<0.001	<0.001		<0.001	<0.001	<0.001	
9/29/2016							<0.001
11/16/2016	<0.001	<0.001		<0.001	<0.001	<0.001	<0.001
1/16/2017				<0.001			
1/17/2017	<0.001	<0.001			<0.001		
1/18/2017							<0.001
1/19/2017						<0.001	
3/2/2017	<0.001	<0.001		<0.001	<0.001	<0.001	<0.001
4/18/2017	<0.001	<0.001		<0.001	<0.001	9.5E-05 (J)	
4/19/2017							<0.001
7/13/2017					<0.001		
3/29/2018	<0.001	<0.001		<0.001	<0.001	0.00014 (J)	
3/30/2018							<0.001
6/12/2018	<0.001			<0.001	<0.001		
6/13/2018		<0.001				<0.001	<0.001
10/9/2018	<0.001			<0.001	<0.001		
10/10/2018		<0.001				<0.001	<0.001
1/28/2019				<0.001	<0.001		
1/29/2019	<0.001	<0.001	<0.001			<0.001	<0.001
1/28/2020	<0.001	0.00027 (J)	<0.001	<0.001	0.00033 (J)		
1/29/2020						0.00032 (J)	0.00021 (J)
3/9/2020				0.00058 (J)	0.00036 (J)		
3/10/2020	0.00015 (J)	0.00019 (J)	<0.001			<0.001	<0.001
9/16/2020	0.00018 (J)	0.00021 (J)	<0.001	<0.001	0.00041 (J)		<0.001
9/17/2020						0.00016 (J)	
1/25/2021				<0.001			
1/26/2021	<0.001	<0.001	<0.001		<0.001	0.00016 (J)	<0.001
3/23/2021		0.00025 (J)	<0.001	0.00046 (J)	0.00051 (J)		
3/24/2021	<0.001					<0.001	<0.001
8/23/2021				<0.001	0.0004 (J)		
8/24/2021	<0.001	0.00017 (J)	<0.001				<0.001
8/25/2021						<0.001	
2/22/2022	<0.001	<0.001	<0.001	<0.001	<0.001	<0.001	
2/23/2022							<0.001
8/2/2022	<0.001	<0.001	<0.001	<0.001	<0.001		
8/3/2022						<0.001	
8/4/2022							<0.001
2/7/2023	<0.001	<0.001	<0.001	<0.001	<0.001		
2/8/2023						<0.001	<0.001
8/1/2023	<0.001	<0.001	<0.001	<0.001	<0.001	<0.001	
8/2/2023							<0.001
2/6/2024	<0.001	<0.001	<0.001	<0.001	<0.001	<0.001	
2/7/2024							<0.001
8/13/2024	<0.001	<0.001	<0.001	<0.001	<0.001	<0.001	
8/14/2024							<0.001
2/3/2025	<0.001	<0.001					

ND substitution: RL or RL/2 if <15% NDs.

Time Series

Constituent: Thallium (mg/L) Analysis Run 9/26/2025 12:05 PM

Plant McIntosh Client: Southern Company Data: McIntosh AP-1

	MGWA-5 (bg)	MGWA-6 (bg)	MGWA-6A (bg)	MGWA-10 (bg)	MGWA-11 (bg)	MGWC-1	MGWC-2
2/4/2025			<0.001	<0.001	<0.001	<0.001	
2/5/2025							<0.001
8/5/2025	<0.001	<0.001	<0.001	<0.001	<0.001	<0.001	
8/6/2025							<0.001

ND substitution: RL or RL/2 if <15% NDs.

Time Series

Constituent: Thallium (mg/L) Analysis Run 9/26/2025 12:05 PM

Plant McIntosh Client: Southern Company Data: McIntosh AP-1

	MGWC-3	MGWC-7	MGWC-8	MGWC-12	MGWC-19	MGWC-20
5/5/2016		<0.001	<0.001			
5/6/2016	<0.001					
6/21/2016	<0.001	<0.001	0.0001 (J)	<0.001		
8/15/2016		<0.001	0.00016 (J)			
8/16/2016	<0.001			<0.001		
9/28/2016		<0.001	0.00014 (J)			
9/29/2016	<0.001			<0.001		
11/16/2016	<0.001	<0.001	9E-05 (J)	<0.001		
1/17/2017	<0.001	<0.001	0.00016 (J)			
1/18/2017				<0.001		
3/2/2017	<0.001	<0.001	0.00018 (J)	<0.001		
4/18/2017	<0.001	<0.001	0.00019 (J)			
4/25/2017				<0.001		
7/13/2017				<0.001		
3/29/2018		<0.001		<0.001		
3/30/2018	<0.001		0.00027 (J)			
6/12/2018				<0.001		
6/13/2018	<0.001	<0.001	0.00027 (J)			
10/10/2018	<0.001	<0.001	0.00025 (J)	<0.001		
1/29/2019	<0.001	<0.001	<0.001	<0.001		
1/28/2020		<0.001		<0.001		
1/29/2020	0.00037 (J)		0.00042 (J)			
3/10/2020	0.00016 (J)	<0.001	0.00025 (J)	0.00015 (J)		
9/16/2020				0.00027 (J)		
9/17/2020	<0.001	<0.001	0.00031 (J)			
1/26/2021	<0.001	0.00016 (J)	0.0003 (J)	<0.001		
3/24/2021	<0.001	<0.001	<0.001	<0.001		
8/24/2021	<0.001					
8/25/2021		<0.001	0.0004 (J)	<0.001		
2/22/2022				<0.001		
2/23/2022	<0.001	<0.001	<0.001			
8/2/2022				<0.001		
8/3/2022	<0.001	<0.001				
8/4/2022			<0.001			
2/7/2023	<0.001			<0.001		
2/8/2023		<0.001	<0.001			
8/1/2023	<0.001		<0.001			
8/2/2023		<0.001		<0.001		
2/6/2024		<0.001				
2/7/2024	<0.001		<0.001	<0.001		
8/14/2024	<0.001	<0.001	<0.001	<0.001		
2/4/2025	<0.001	<0.001	<0.001	<0.001		<0.001
2/5/2025					<0.001	
8/5/2025					<0.001	<0.001
8/6/2025	<0.001	<0.001	<0.001	<0.001		

ND substitution: RL or RL/2 if <15% NDs.

FIGURE B.

Sanitas™ v.10.0.27g Software licensed to Groundwater Stats Consulting. UG

Box & Whiskers Plot

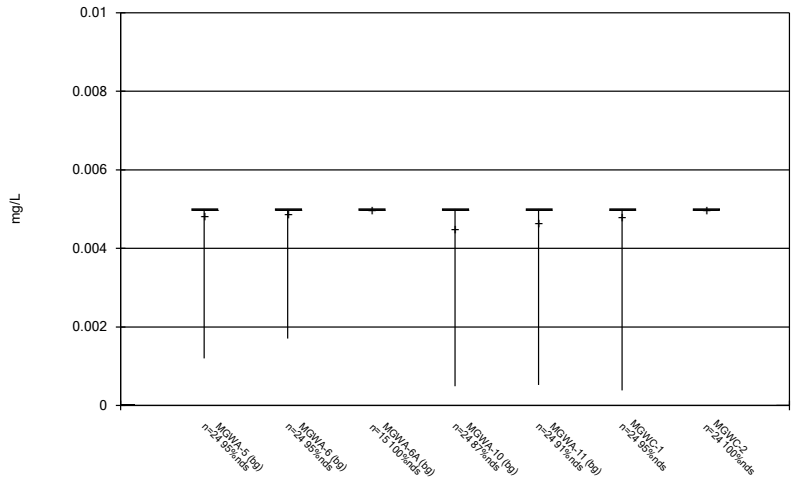

Constituent: Antimony Analysis Run 9/26/2025 12:06 PM

Plant McIntosh Client: Southern Company Data: McIntosh AP-1

Sanitas™ v.10.0.27g Software licensed to Groundwater Stats Consulting. UG

Box & Whiskers Plot

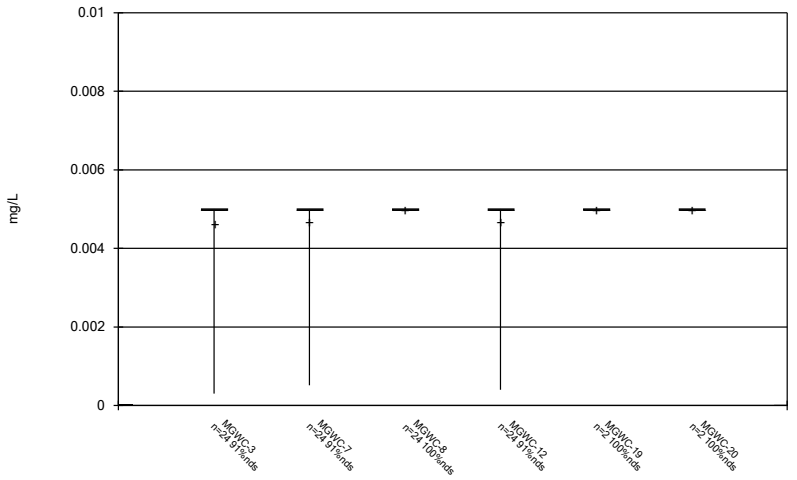

Constituent: Antimony Analysis Run 9/26/2025 12:06 PM

Plant McIntosh Client: Southern Company Data: McIntosh AP-1

Sanitas™ v.10.0.27g Software licensed to Groundwater Stats Consulting. UG

Box & Whiskers Plot

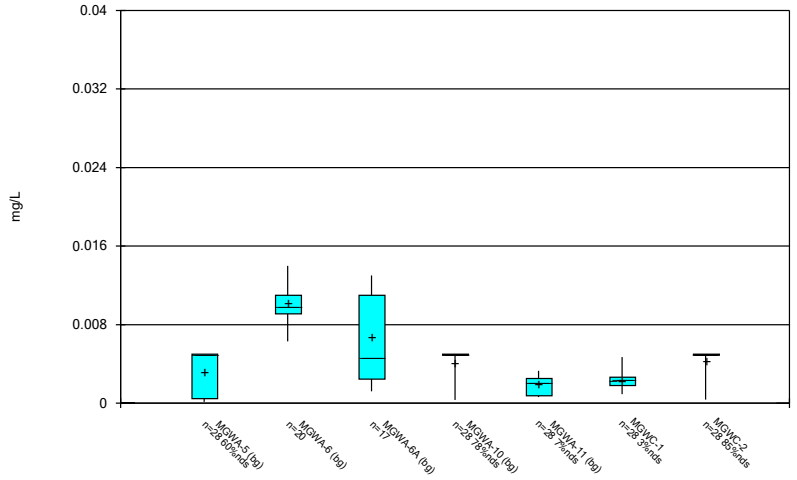

Constituent: Arsenic Analysis Run 9/26/2025 12:06 PM

Plant McIntosh Client: Southern Company Data: McIntosh AP-1

Sanitas™ v.10.0.27g Software licensed to Groundwater Stats Consulting. UG

Box & Whiskers Plot

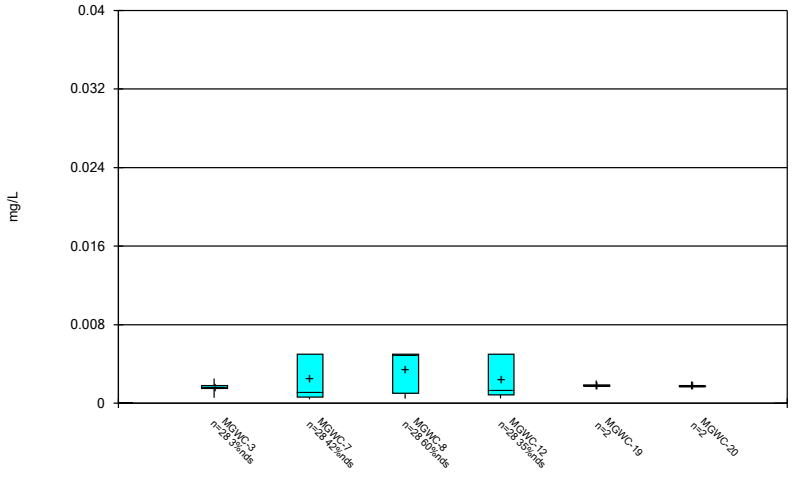

Constituent: Arsenic Analysis Run 9/26/2025 12:06 PM

Plant McIntosh Client: Southern Company Data: McIntosh AP-1

Sanitas™ v.10.0.27g Software licensed to Groundwater Stats Consulting. UG

Box & Whiskers Plot

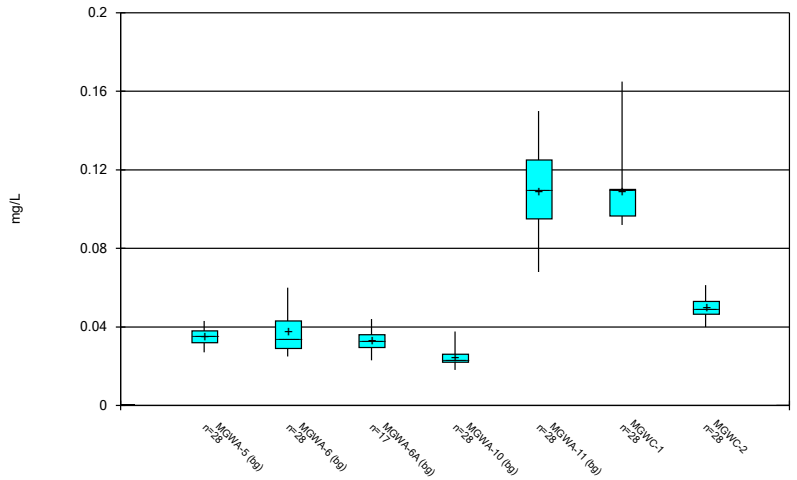

Constituent: Barium Analysis Run 9/26/2025 12:06 PM

Plant McIntosh Client: Southern Company Data: McIntosh AP-1

Sanitas™ v.10.0.27g Software licensed to Groundwater Stats Consulting. UG

Box & Whiskers Plot

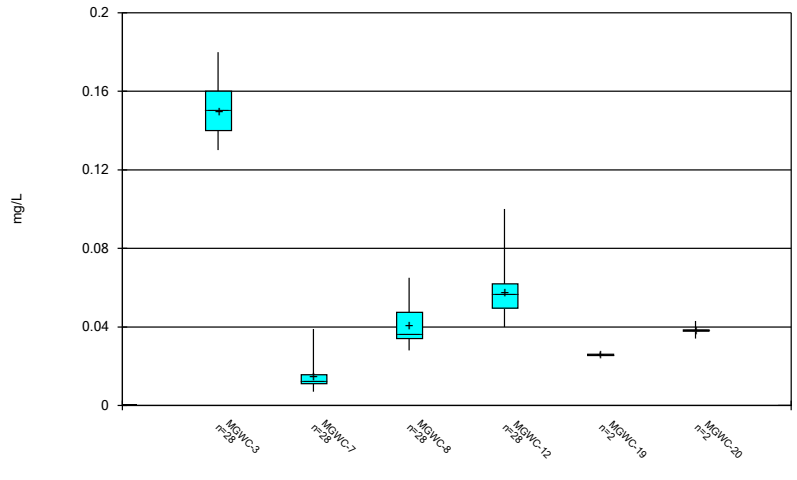

Constituent: Barium Analysis Run 9/26/2025 12:06 PM

Plant McIntosh Client: Southern Company Data: McIntosh AP-1

Sanitas™ v.10.0.27g Software licensed to Groundwater Stats Consulting. UG

Box & Whiskers Plot

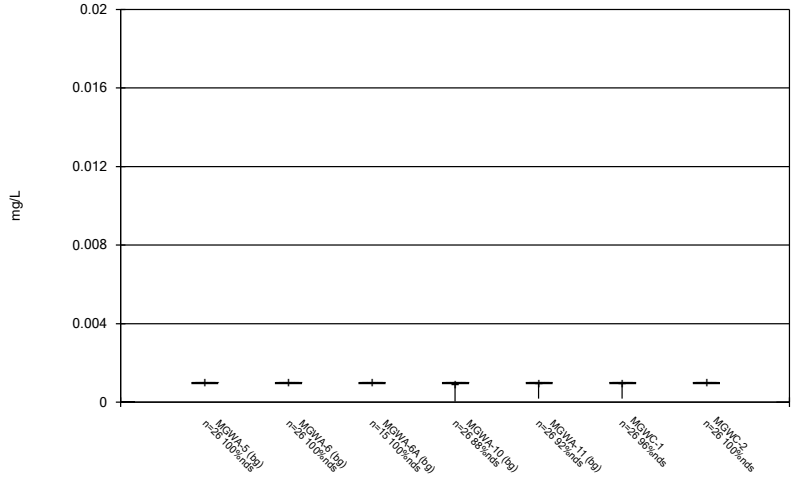

Constituent: Beryllium Analysis Run 9/26/2025 12:06 PM

Plant McIntosh Client: Southern Company Data: McIntosh AP-1

Sanitas™ v.10.0.27g Software licensed to Groundwater Stats Consulting. UG

Box & Whiskers Plot

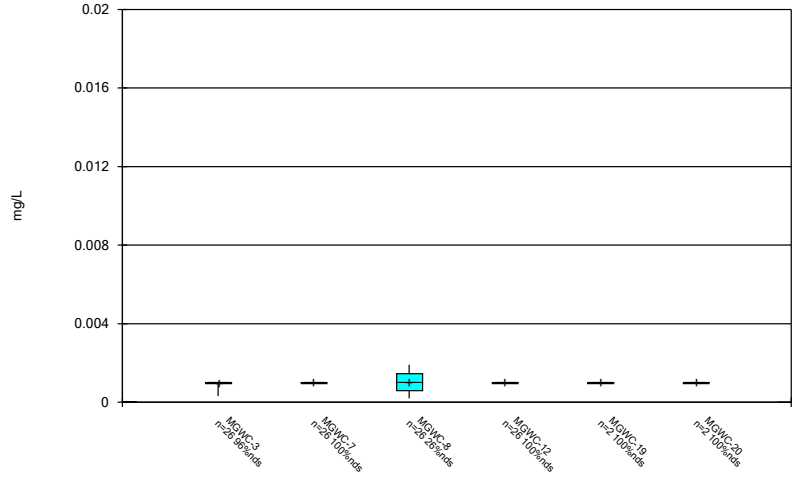

Constituent: Beryllium Analysis Run 9/26/2025 12:06 PM

Plant McIntosh Client: Southern Company Data: McIntosh AP-1

Sanitas™ v.10.0.27g Software licensed to Groundwater Stats Consulting. UG

Box & Whiskers Plot

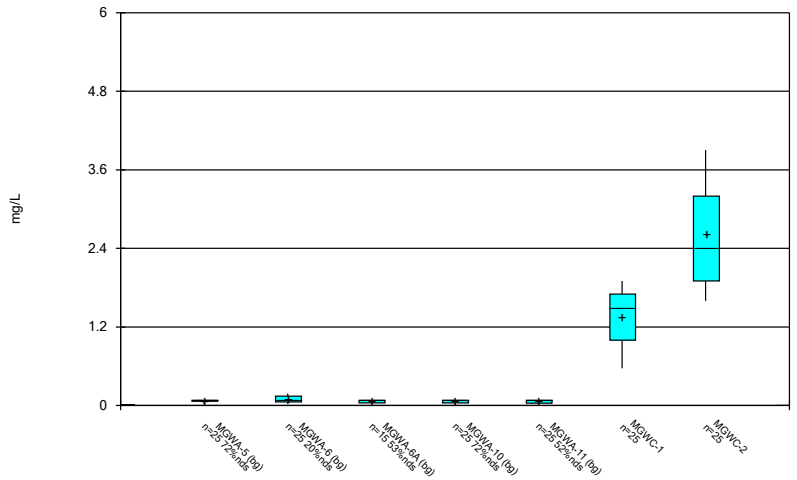

Constituent: Boron Analysis Run 9/26/2025 12:06 PM

Plant McIntosh Client: Southern Company Data: McIntosh AP-1

Sanitas™ v.10.0.27g Software licensed to Groundwater Stats Consulting. UG

Box & Whiskers Plot

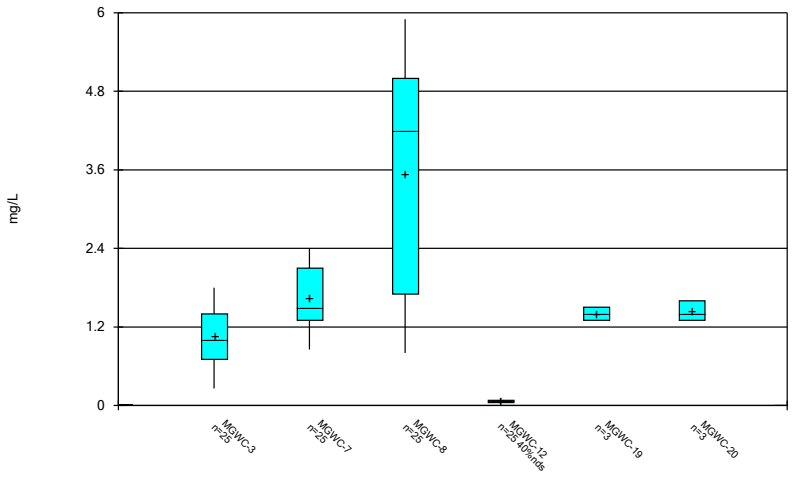

Constituent: Boron Analysis Run 9/26/2025 12:06 PM

Plant McIntosh Client: Southern Company Data: McIntosh AP-1

Sanitas™ v.10.0.27g Software licensed to Groundwater Stats Consulting. UG

Box & Whiskers Plot

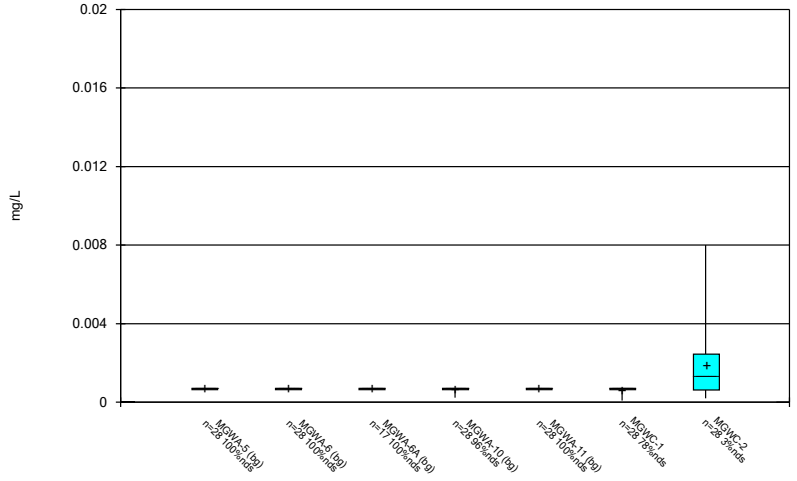

Constituent: Cadmium Analysis Run 9/26/2025 12:06 PM

Plant McIntosh Client: Southern Company Data: McIntosh AP-1

Sanitas™ v.10.0.27g Software licensed to Groundwater Stats Consulting. UG

Box & Whiskers Plot

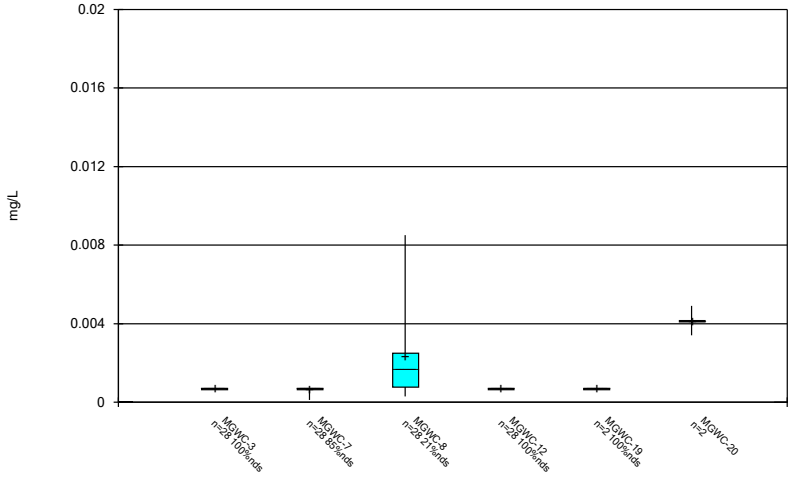

Constituent: Cadmium Analysis Run 9/26/2025 12:06 PM

Plant McIntosh Client: Southern Company Data: McIntosh AP-1

Sanitas™ v.10.0.27g Software licensed to Groundwater Stats Consulting. UG

Box & Whiskers Plot

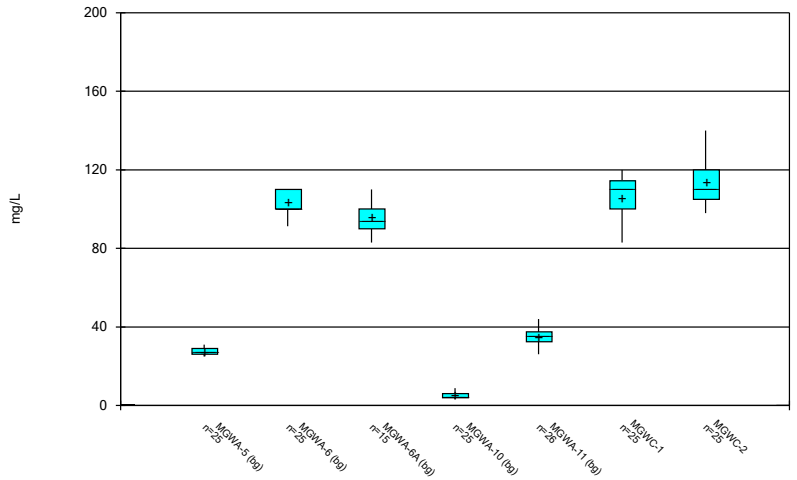

Constituent: Calcium Analysis Run 9/26/2025 12:06 PM

Plant McIntosh Client: Southern Company Data: McIntosh AP-1

Sanitas™ v.10.0.27g Software licensed to Groundwater Stats Consulting. UG

Box & Whiskers Plot

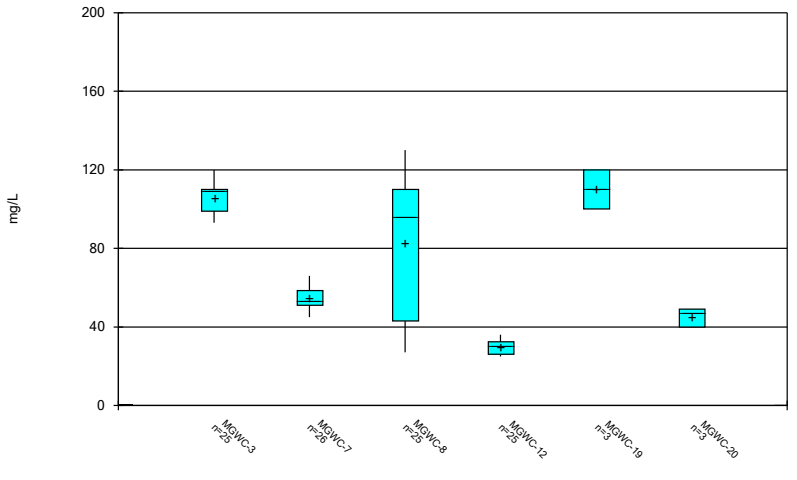

Constituent: Calcium Analysis Run 9/26/2025 12:06 PM

Plant McIntosh Client: Southern Company Data: McIntosh AP-1

Sanitas™ v.10.0.27g Software licensed to Groundwater Stats Consulting. UG

Box & Whiskers Plot

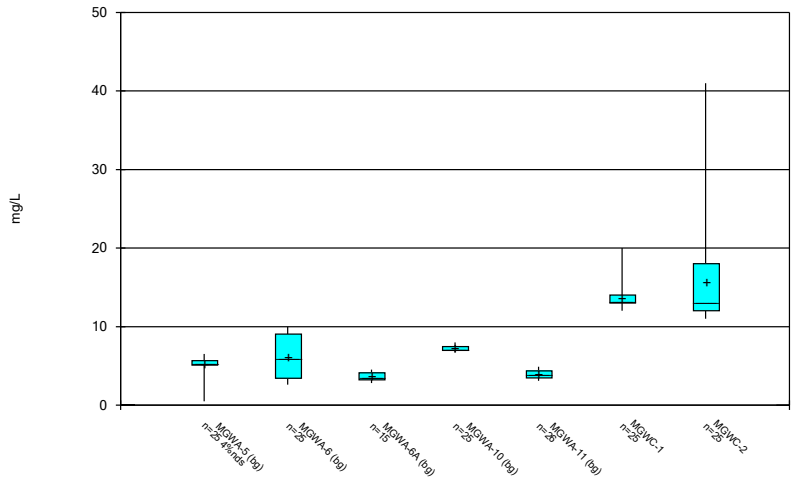

Constituent: Chloride Analysis Run 9/26/2025 12:06 PM

Plant McIntosh Client: Southern Company Data: McIntosh AP-1

Sanitas™ v.10.0.27g Software licensed to Groundwater Stats Consulting. UG

Box & Whiskers Plot

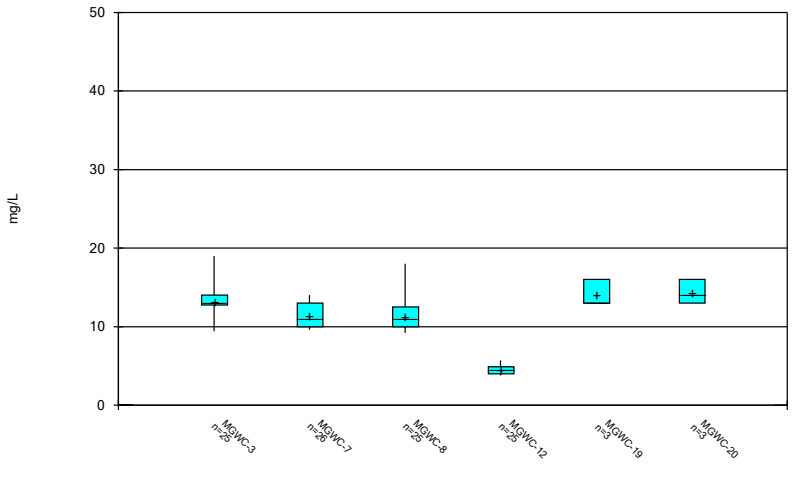

Constituent: Chloride Analysis Run 9/26/2025 12:06 PM

Plant McIntosh Client: Southern Company Data: McIntosh AP-1

Sanitas™ v.10.0.27g Software licensed to Groundwater Stats Consulting. UG

Box & Whiskers Plot

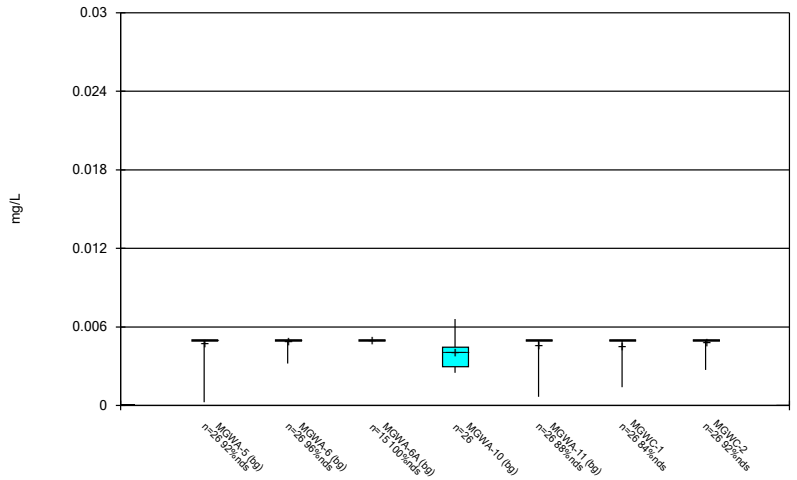

Constituent: Chromium Analysis Run 9/26/2025 12:06 PM

Plant McIntosh Client: Southern Company Data: McIntosh AP-1

Sanitas™ v.10.0.27g Software licensed to Groundwater Stats Consulting. UG

Box & Whiskers Plot

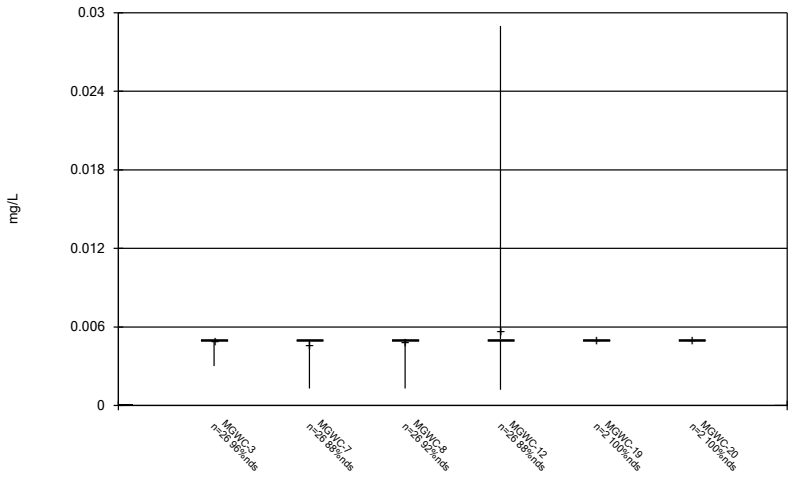

Constituent: Chromium Analysis Run 9/26/2025 12:06 PM

Plant McIntosh Client: Southern Company Data: McIntosh AP-1

Sanitas™ v.10.0.27g Software licensed to Groundwater Stats Consulting. UG

Box & Whiskers Plot

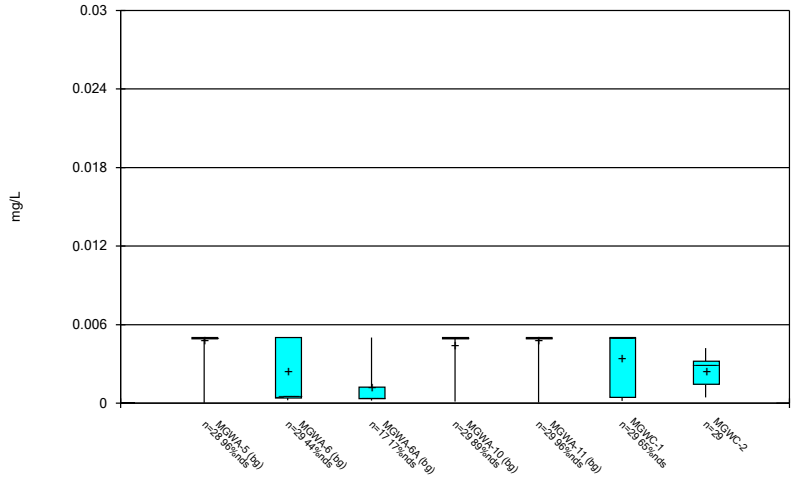

Constituent: Cobalt Analysis Run 9/26/2025 12:06 PM

Plant McIntosh Client: Southern Company Data: McIntosh AP-1

Sanitas™ v.10.0.27g Software licensed to Groundwater Stats Consulting. UG

Box & Whiskers Plot

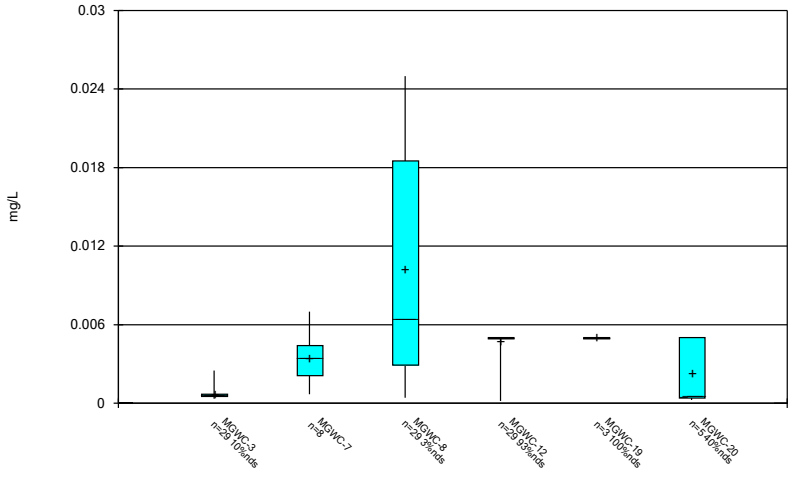

Constituent: Cobalt Analysis Run 9/26/2025 12:06 PM

Plant McIntosh Client: Southern Company Data: McIntosh AP-1

Sanitas™ v.10.0.27g Software licensed to Groundwater Stats Consulting. UG

Box & Whiskers Plot

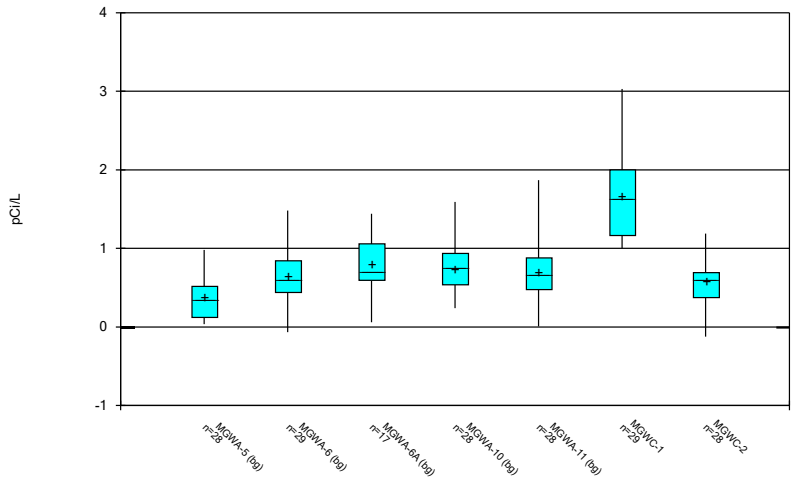

Constituent: Combined Radium 226 + 228 Analysis Run 9/26/2025 12:06 PM
Plant McIntosh Client: Southern Company Data: McIntosh AP-1

Sanitas™ v.10.0.27g Software licensed to Groundwater Stats Consulting. UG

Box & Whiskers Plot

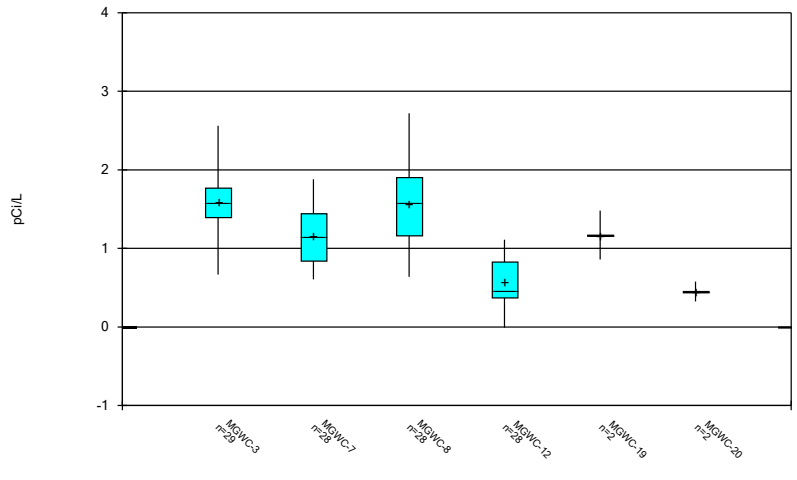

Constituent: Combined Radium 226 + 228 Analysis Run 9/26/2025 12:06 PM
Plant McIntosh Client: Southern Company Data: McIntosh AP-1

Sanitas™ v.10.0.27g Software licensed to Groundwater Stats Consulting. UG

Box & Whiskers Plot

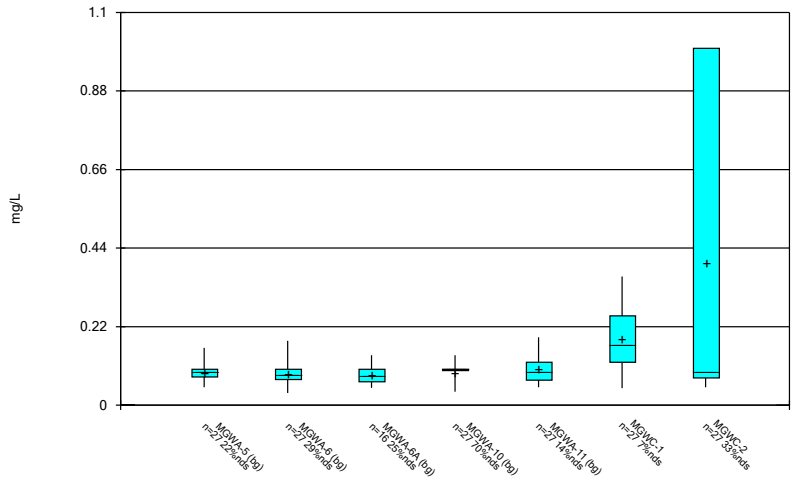

Constituent: Fluoride Analysis Run 9/26/2025 12:06 PM
Plant McIntosh Client: Southern Company Data: McIntosh AP-1

Sanitas™ v.10.0.27g Software licensed to Groundwater Stats Consulting. UG

Box & Whiskers Plot

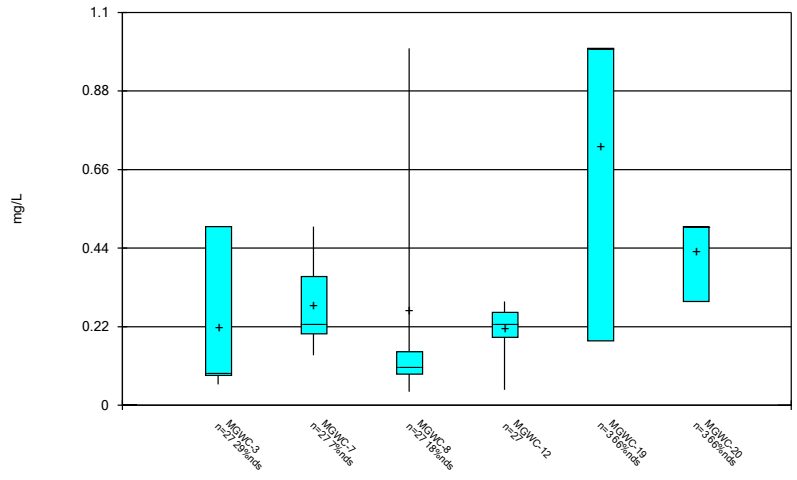

Constituent: Fluoride Analysis Run 9/26/2025 12:06 PM
Plant McIntosh Client: Southern Company Data: McIntosh AP-1

Sanitas™ v.10.0.27g Software licensed to Groundwater Stats Consulting. UG

Box & Whiskers Plot

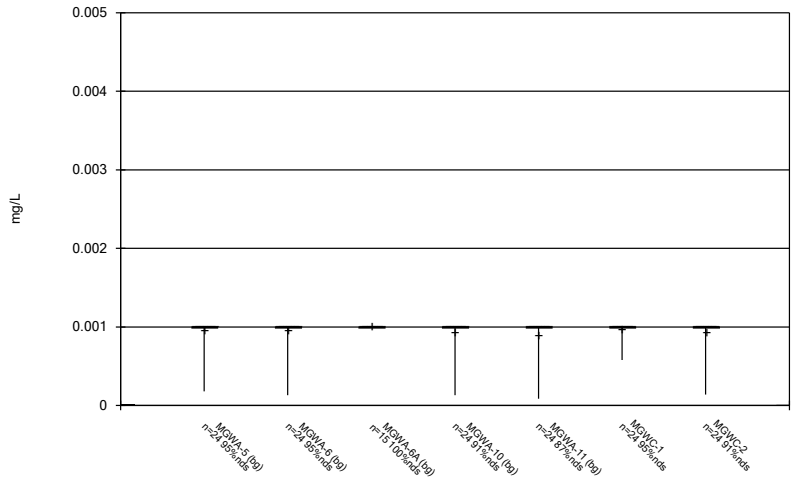

Constituent: Lead Analysis Run 9/26/2025 12:06 PM

Plant McIntosh Client: Southern Company Data: McIntosh AP-1

Sanitas™ v.10.0.27g Software licensed to Groundwater Stats Consulting. UG

Box & Whiskers Plot

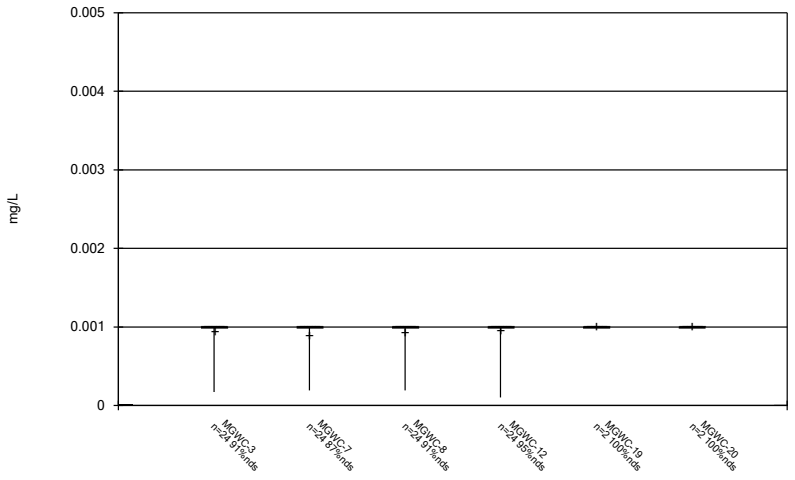

Constituent: Lead Analysis Run 9/26/2025 12:06 PM

Plant McIntosh Client: Southern Company Data: McIntosh AP-1

Sanitas™ v.10.0.27g Software licensed to Groundwater Stats Consulting. UG

Box & Whiskers Plot

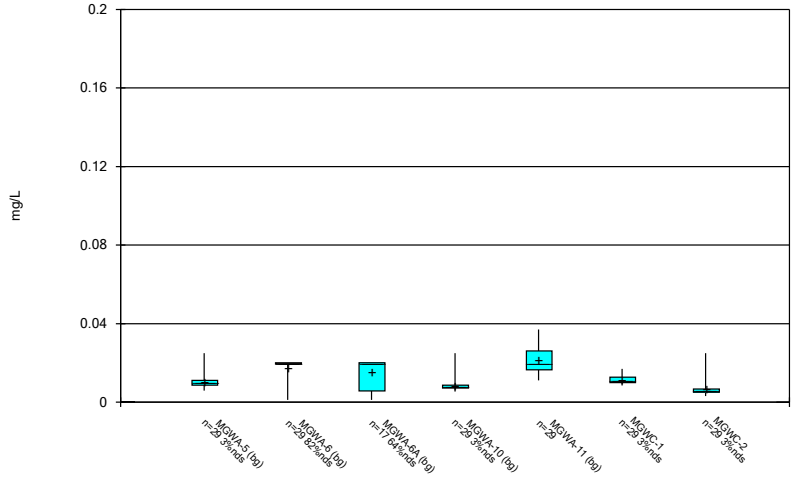

Constituent: Lithium Analysis Run 9/26/2025 12:06 PM

Plant McIntosh Client: Southern Company Data: McIntosh AP-1

Sanitas™ v.10.0.27g Software licensed to Groundwater Stats Consulting. UG

Box & Whiskers Plot

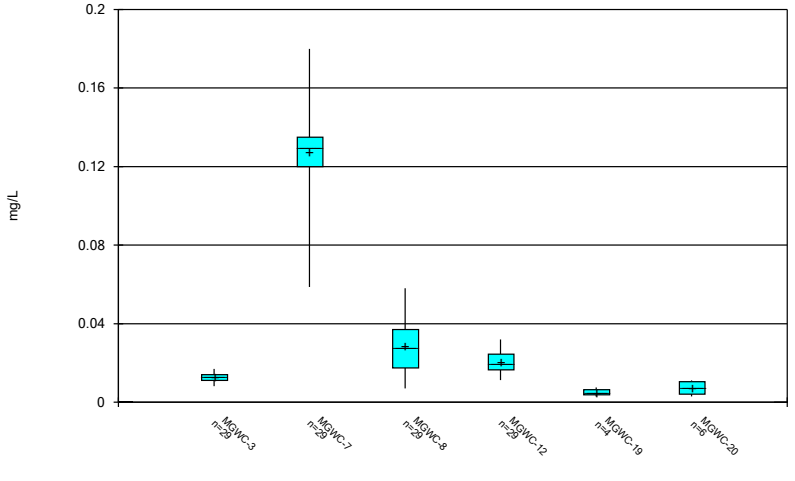

Constituent: Lithium Analysis Run 9/26/2025 12:06 PM

Plant McIntosh Client: Southern Company Data: McIntosh AP-1

Sanitas™ v.10.0.27g Software licensed to Groundwater Stats Consulting. UG

Box & Whiskers Plot

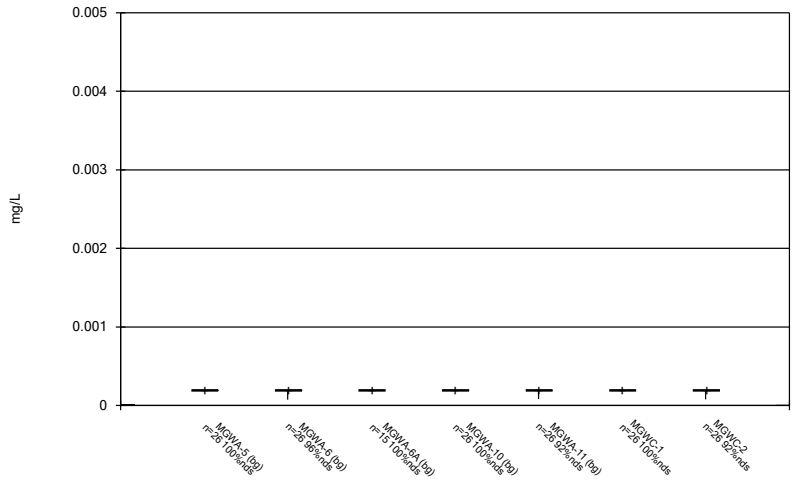

Constituent: Mercury Analysis Run 9/26/2025 12:06 PM

Plant McIntosh Client: Southern Company Data: McIntosh AP-1

Sanitas™ v.10.0.27g Software licensed to Groundwater Stats Consulting. UG

Box & Whiskers Plot

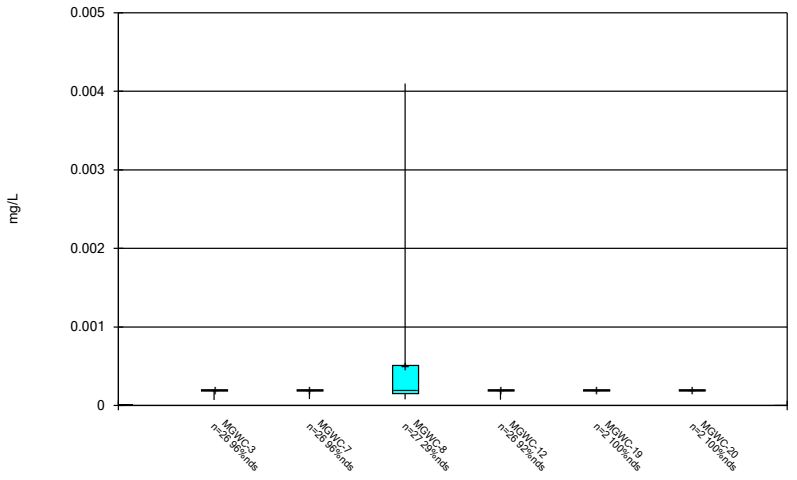

Constituent: Mercury Analysis Run 9/26/2025 12:06 PM

Plant McIntosh Client: Southern Company Data: McIntosh AP-1

Sanitas™ v.10.0.27g Software licensed to Groundwater Stats Consulting. UG

Box & Whiskers Plot

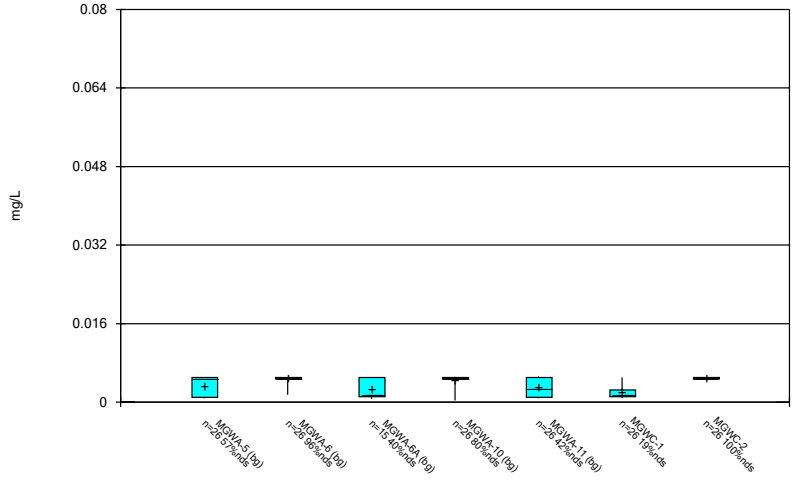

Constituent: Molybdenum Analysis Run 9/26/2025 12:07 PM

Plant McIntosh Client: Southern Company Data: McIntosh AP-1

Sanitas™ v.10.0.27g Software licensed to Groundwater Stats Consulting. UG

Box & Whiskers Plot

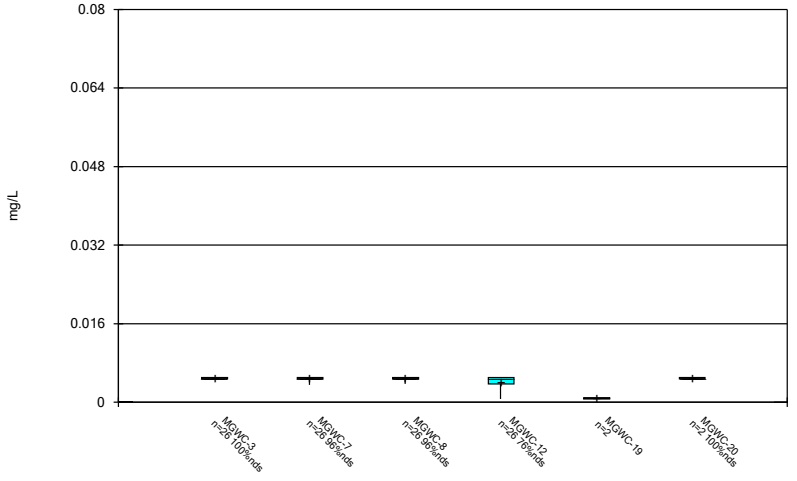

Constituent: Molybdenum Analysis Run 9/26/2025 12:07 PM

Plant McIntosh Client: Southern Company Data: McIntosh AP-1

Sanitas™ v.10.0.27g Software licensed to Groundwater Stats Consulting. UG

Box & Whiskers Plot

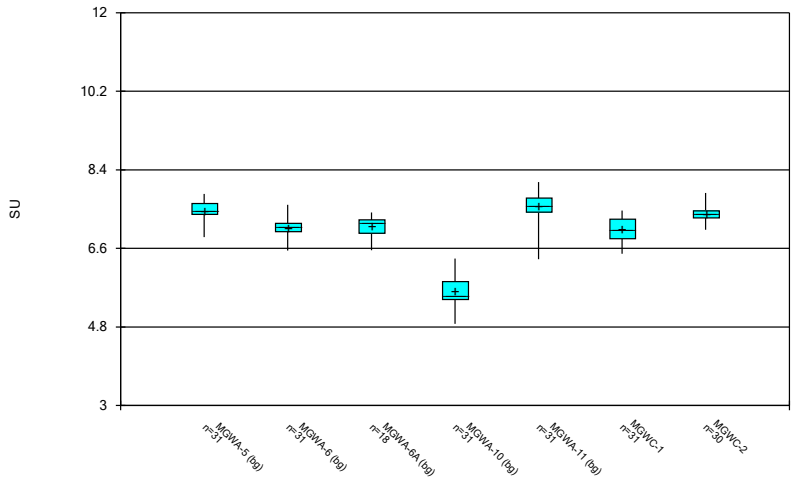

Constituent: pH, Field Analysis Run 9/26/2025 12:07 PM
Plant McIntosh Client: Southern Company Data: McIntosh AP-1

Sanitas™ v.10.0.27g Software licensed to Groundwater Stats Consulting. UG

Box & Whiskers Plot

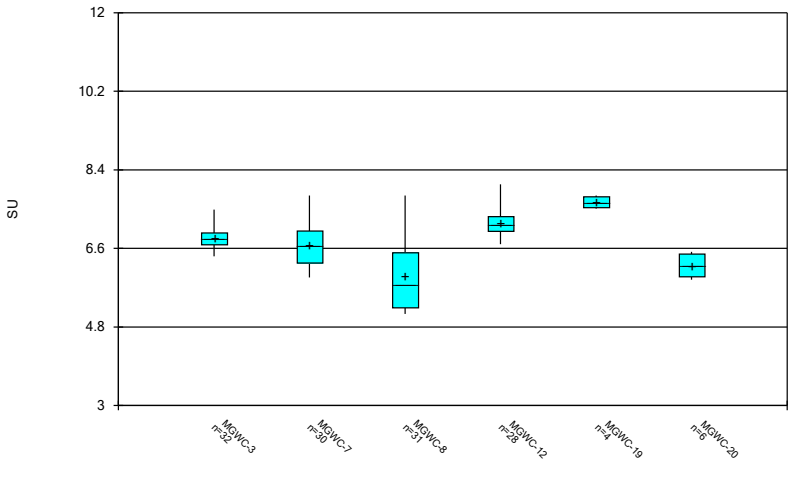

Constituent: pH, Field Analysis Run 9/26/2025 12:07 PM
Plant McIntosh Client: Southern Company Data: McIntosh AP-1

Sanitas™ v.10.0.27g Software licensed to Groundwater Stats Consulting. UG

Box & Whiskers Plot

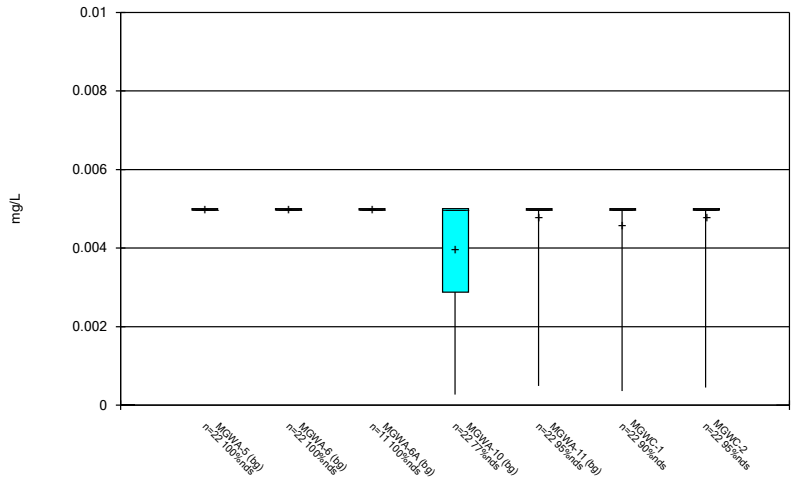

Constituent: Selenium Analysis Run 9/26/2025 12:07 PM
Plant McIntosh Client: Southern Company Data: McIntosh AP-1

Sanitas™ v.10.0.27g Software licensed to Groundwater Stats Consulting. UG

Box & Whiskers Plot

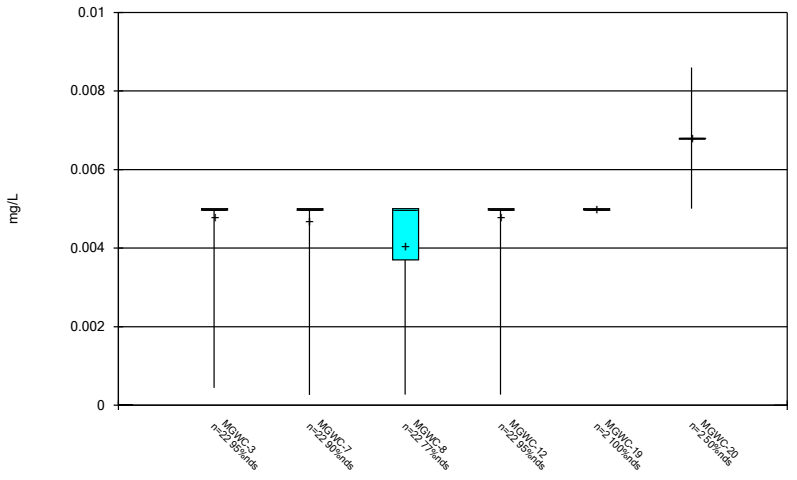

Constituent: Selenium Analysis Run 9/26/2025 12:07 PM
Plant McIntosh Client: Southern Company Data: McIntosh AP-1

Sanitas™ v.10.0.27g Software licensed to Groundwater Stats Consulting. UG

Box & Whiskers Plot

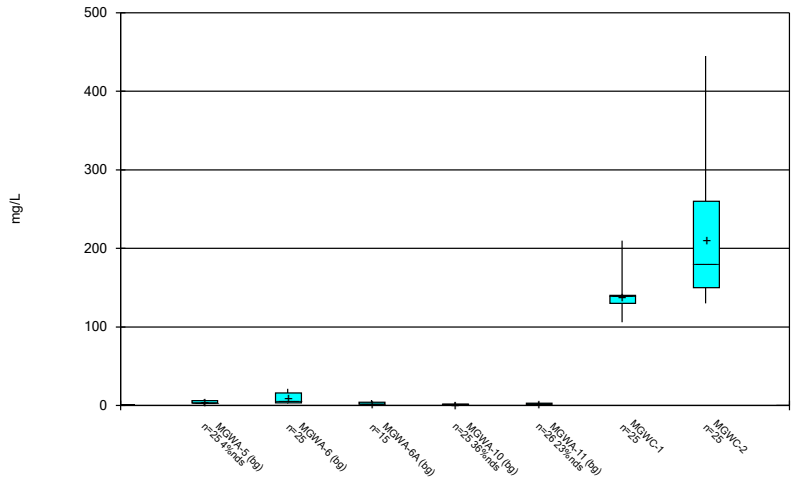

Constituent: Sulfate Analysis Run 9/26/2025 12:07 PM

Plant McIntosh Client: Southern Company Data: McIntosh AP-1

Sanitas™ v.10.0.27g Software licensed to Groundwater Stats Consulting. UG

Box & Whiskers Plot

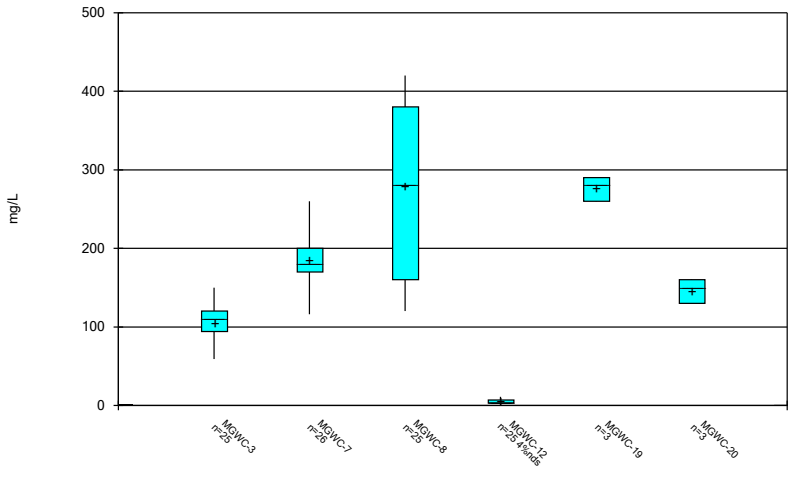

Constituent: Sulfate Analysis Run 9/26/2025 12:07 PM

Plant McIntosh Client: Southern Company Data: McIntosh AP-1

Sanitas™ v.10.0.27g Software licensed to Groundwater Stats Consulting. UG

Box & Whiskers Plot

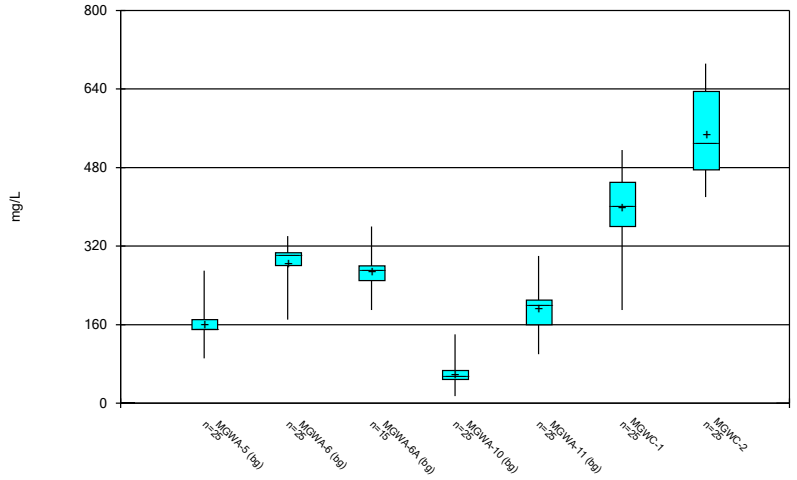

Constituent: TDS Analysis Run 9/26/2025 12:07 PM

Plant McIntosh Client: Southern Company Data: McIntosh AP-1

Sanitas™ v.10.0.27g Software licensed to Groundwater Stats Consulting. UG

Box & Whiskers Plot

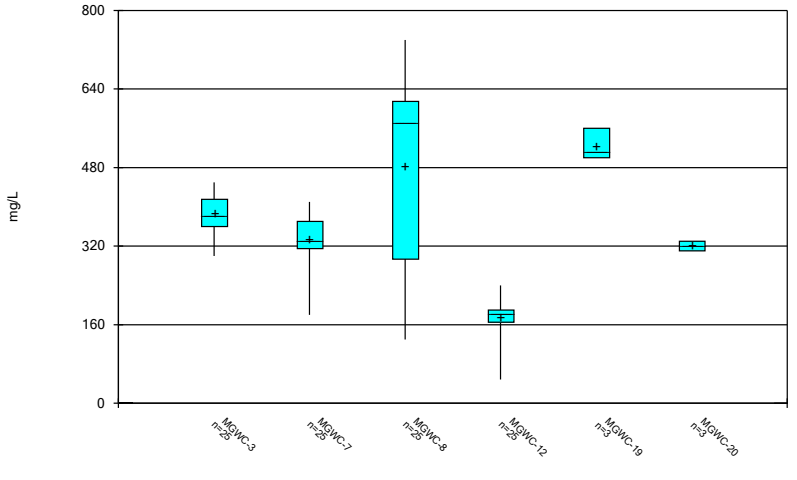

Constituent: TDS Analysis Run 9/26/2025 12:07 PM

Plant McIntosh Client: Southern Company Data: McIntosh AP-1

Box & Whiskers Plot

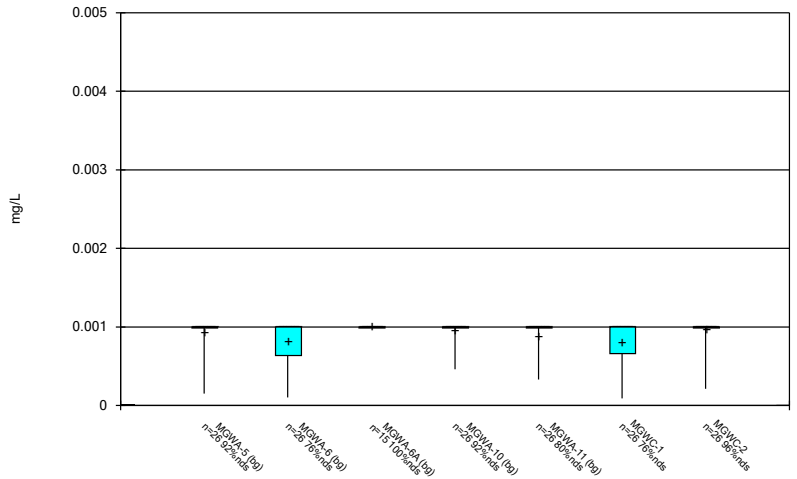

Constituent: Thallium Analysis Run 9/26/2025 12:07 PM

Plant McIntosh Client: Southern Company Data: McIntosh AP-1

Sanitas™ v.10.0.27g Software licensed to Groundwater Stats Consulting. UG

Box & Whiskers Plot

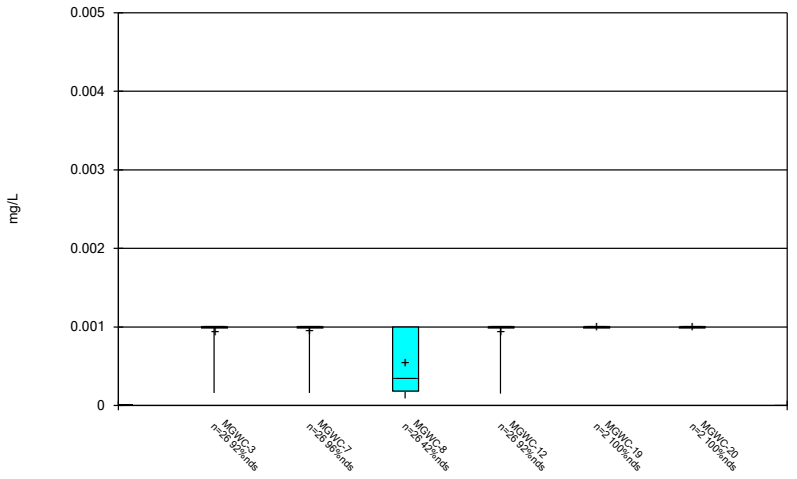

Constituent: Thallium Analysis Run 9/26/2025 12:07 PM

Plant McIntosh Client: Southern Company Data: McIntosh AP-1

FIGURE C.

Outlier Summary

Plant McIntosh Client: Southern Company Data: McIntosh AP-1 Printed 9/26/2025, 12:22 PM

	MGWA-5 Cobalt (mg/L)	MGWC-12 pH, Field (SU)
9/10/2019		10.96 (O)
9/16/2020		11.03 (O)
8/2/2022	0.012 (O)	

Tukey's Outlier Test - Significant Results

Plant McIntosh Client: Southern Company Data: McIntosh AP-1 Printed 9/22/2025, 3:58 PM

Constituent	Well	Outlier	Value(s)	Date(s)	Method	N	Mean	Std. Dev.	Distribution	Normality Test
Arsenic (mg/L)	**MGWA-5,MGWA-6,MGW...**	**Yes**	**0.014,0.014,0.011,0.011,0.011,0.011,0.011,0.011,0**	**n/a w/combined bg**	**NP**	**121**	**0.00481**	**0.003583**	**x^4**	**ChiSquared**
Barium (mg/L)	**MGWA-5,MGWA-6,MGW...**	**Yes**	**0.091,0.11,0.11,0.11,0.11,0.11,0.11,0.11,0.12,0.1**	**n/a w/combined bg**	**NP**	**129**	**0.04917**	**0.03372**	**x^6**	**ChiSquared**
Boron (mg/L)	**MGWA-5,MGWA-6,MGW...**	**Yes**	**0.157,0.124,0.18,0.17,0.17,0.17,0.14,0.14,0.12,0.**	**n/a w/combined bg**	**NP**	**115**	**0.07056**	**0.03407**	**x^5**	**ChiSquared**
Chloride (mg/L)	**MGWA-5,MGWA-6,MGW...**	**Yes**	**9.67,9.2,10,10,10,9.4,8.9**	**n/a w/combined bg**	**NP**	**116**	**5.34**	**1.915**	**x^6**	**ChiSquared**
Cobalt (mg/L)	**MGWA-5,MGWA-6,MGW...**	**Yes**	**0.012**	**n/a w/combined bg**	**NP**	**133**	**0.003844**	**0.002154**	**x^5**	**ChiSquared**
Combined Radium 226 + 228 (pCi/L)	**MGWA-5,MGWA-6,MGW...**	**Yes**	**1.27,1.48,1.13,1.44,1.36,1.33,1.1,1.11,1.11,1.59,**	**n/a w/combined bg**	**NP**	**130**	**0.6411**	**0.3566**	**x^6**	**ChiSquared**
Fluoride (mg/L)	**MGWA-5,MGWA-6,MGW...**	**Yes**	**0.132,0.16,0.16,0.16,0.13,0.15,0.18,0.18,0.14,0.1**	**n/a w/combined bg**	**NP**	**124**	**0.09385**	**0.03004**	**x^5**	**ChiSquared**
Lithium (mg/L)	**MGWA-5,MGWA-6,MGW...**	**Yes**	**0.03,0.03,0.026,0.026,0.026,0.026,0.027,0.027,0.0**	**n/a w/combined bg**	**NP**	**133**	**0.0144**	**0.007263**	**x^6**	**ChiSquared**
Sulfate (mg/L)	**MGWA-5,MGWA-6,MGW...**	**Yes**	**7.7,7.5,7.8,6.7,6.7,6.7,5.6,5.6,17.8,17,20,21,19,**	**n/a w/combined bg**	**NP**	**116**	**3.892**	**4.449**	**x^6**	**ChiSquared**
TDS (mg/L)	**MGWA-5,MGWA-6,MGW...**	**Yes**	**340,360**	**n/a w/combined bg**	**NP**	**115**	**186.9**	**90.13**	**x^6**	**ChiSquared**

Tukey's Outlier Test - All Results

Plant McIntosh Client: Southern Company Data: McIntosh AP-1 Printed 9/22/2025, 3:58 PM

Constituent	Well	Outlier	Value(s)	Date(s)	Method	N	Mean	Std. Dev.	Distribution	Normality Test
Antimony (mg/L)	MGWA-5,MGWA-6,MGW...	n/a	n/a	n/a w/combined bg	NP	111	0.004749	0.0009777	unknown	ChiSquared
Arsenic (mg/L)	**MGWA-5,MGWA-6,MGW...**	**Yes**	**0.014,0.014,0.011,0.011,0.011,0.011,0.011,0.011,0**	**n/a w/combined bg**	**NP**	**121**	**0.00481**	**0.003583**	**x^4**	**ChiSquared**
Barium (mg/L)	**MGWA-5,MGWA-6,MGW...**	**Yes**	**0.091,0.11,0.11,0.11,0.11,0.11,0.11,0.11,0.12,0.1**	**n/a w/combined bg**	**NP**	**129**	**0.04917**	**0.03372**	**x^6**	**ChiSquared**
Beryllium (mg/L)	MGWA-5,MGWA-6,MGW...	n/a	n/a	n/a w/combined bg	NP	119	0.0009688	0.000153	unknown	ChiSquared
Boron (mg/L)	**MGWA-5,MGWA-6,MGW...**	**Yes**	**0.157,0.124,0.18,0.17,0.17,0.17,0.14,0.14,0.12,0.**	**n/a w/combined bg**	**NP**	**115**	**0.07056**	**0.03407**	**x^5**	**ChiSquared**
Cadmium (mg/L)	MGWA-5,MGWA-6,MGW...	n/a	n/a	n/a w/combined bg	NP	129	0.0006964	0.00004138	unknown	ChiSquared
Calcium (mg/L)	MGWA-5,MGWA-6,MGW...	No	n/a	n/a w/combined bg	NP	116	49.45	38.91	x^3	ChiSquared
Chloride (mg/L)	**MGWA-5,MGWA-6,MGW...**	**Yes**	**9.67,9.2,10,10,10,9.4,8.9**	**n/a w/combined bg**	**NP**	**116**	**5.34**	**1.915**	**x^6**	**ChiSquared**
Chromium (mg/L)	MGWA-5,MGWA-6,MGW...	n/a	n/a	n/a w/combined bg	NP	119	0.004637	0.0009363	unknown	ChiSquared
Cobalt (mg/L)	**MGWA-5,MGWA-6,MGW...**	**Yes**	**0.012**	**n/a w/combined bg**	**NP**	**133**	**0.003844**	**0.002154**	**x^5**	**ChiSquared**
Combined Radium 226 + 228 (pCi/L)	**MGWA-5,MGWA-6,MGW...**	**Yes**	**1.27,1.48,1.13,1.44,1.36,1.33,1.1,1.11,1.11,1.59,**	**n/a w/combined bg**	**NP**	**130**	**0.6411**	**0.3566**	**x^6**	**ChiSquared**
Fluoride (mg/L)	**MGWA-5,MGWA-6,MGW...**	**Yes**	**0.132,0.16,0.16,0.16,0.13,0.15,0.18,0.18,0.14,0.1**	**n/a w/combined bg**	**NP**	**124**	**0.09385**	**0.03004**	**x^5**	**ChiSquared**
Lead (mg/L)	MGWA-5,MGWA-6,MGW...	n/a	n/a	n/a w/combined bg	NP	111	0.0009457	0.0002102	unknown	ChiSquared
Lithium (mg/L)	**MGWA-5,MGWA-6,MGW...**	**Yes**	**0.03,0.03,0.026,0.026,0.026,0.026,0.027,0.027,0.0**	**n/a w/combined bg**	**NP**	**133**	**0.0144**	**0.007263**	**x^6**	**ChiSquared**
Mercury (mg/L)	MGWA-5,MGWA-6,MGW...	n/a	n/a	n/a w/combined bg	NP	119	0.000197	0.00001891	unknown	ChiSquared
Molybdenum (mg/L)	MGWA-5,MGWA-6,MGW...	n/a	n/a	n/a w/combined bg	NP	119	0.003734	0.001817	unknown	ChiSquared
pH, Field (SU)	MGWA-5,MGWA-6,MGW...	No	n/a	n/a w/combined bg	NP	142	6.95	0.7774	ln(x)	ChiSquared
Selenium (mg/L)	MGWA-5,MGWA-6,MGW...	n/a	n/a	n/a w/combined bg	NP	99	0.004727	0.001081	unknown	ShapiroFrancia
Sulfate (mg/L)	**MGWA-5,MGWA-6,MGW...**	**Yes**	**7.7,7.5,7.8,6.7,6.7,6.7,5.6,5.6,17.8,17,20,21,19,**	**n/a w/combined bg**	**NP**	**116**	**3.892**	**4.449**	**x^6**	**ChiSquared**
TDS (mg/L)	**MGWA-5,MGWA-6,MGW...**	**Yes**	**340,360**	**n/a w/combined bg**	**NP**	**115**	**186.9**	**90.13**	**x^6**	**ChiSquared**
Thallium (mg/L)	MGWA-5,MGWA-6,MGW...	n/a	n/a	n/a w/combined bg	NP	119	0.0009124	0.000237	unknown	ChiSquared

Sanitas™ v.10.0.27 Software licensed to Groundwater Stats Consulting. UG

Tukey's Outlier Screening, Pooled Background

MGWA-5,MGWA-6,MGWA-6A,MGWA-10,MGWA-11...

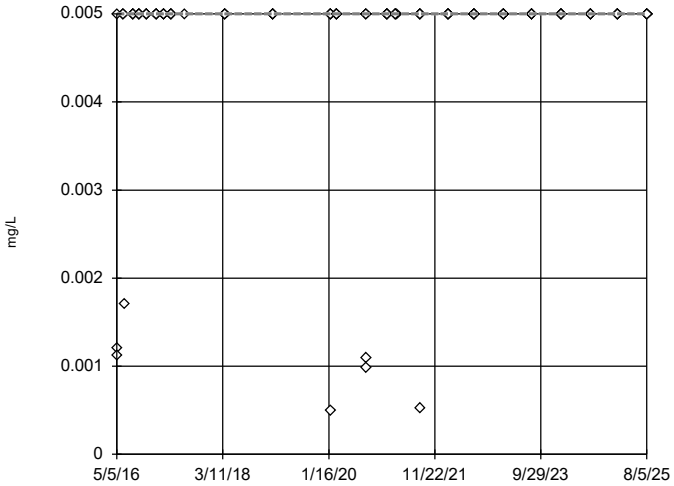

n = 111

No outliers found.
Tukey's method selected by user.

Ladder of Powers transformations did not improve normality; analysis run on raw data.

The results were invalidated, because the lower and upper quartiles are equal.

Constituent: Antimony Analysis Run 9/22/2025 3:52 PM View: Outliers - Upgradient
Plant McIntosh Client: Southern Company Data: McIntosh AP-1

Sanitas™ v.10.0.27 Software licensed to Groundwater Stats Consulting. UG

Tukey's Outlier Screening, Pooled Background

MGWA-5,MGWA-6,MGWA-6A,MGWA-10,MGWA-11...

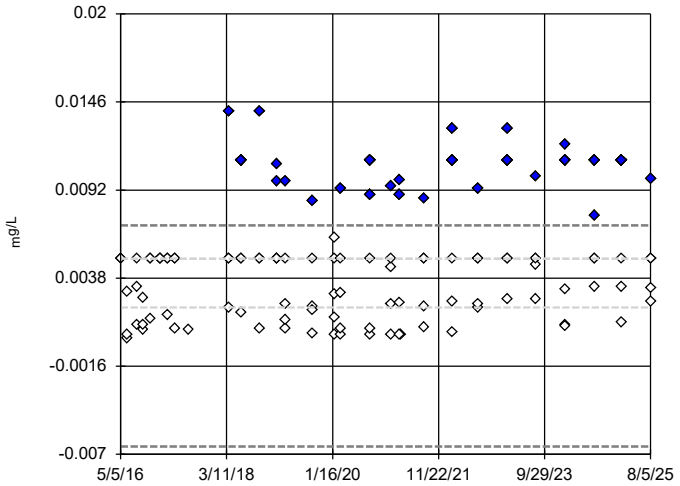

n = 121

Outliers are drawn as solid.
Tukey's method selected by user.

Data were x^4 transformed to achieve best W statistic (graph shown in original units).

High cutoff = 0.007037, low cutoff = -0.006523, based on IQR multiplier of 3.

Constituent: Arsenic Analysis Run 9/22/2025 3:52 PM View: Outliers - Upgradient
Plant McIntosh Client: Southern Company Data: McIntosh AP-1

Sanitas™ v.10.0.27 Software licensed to Groundwater Stats Consulting. UG

Tukey's Outlier Screening, Pooled Background

MGWA-5,MGWA-6,MGWA-6A,MGWA-10,MGWA-11...

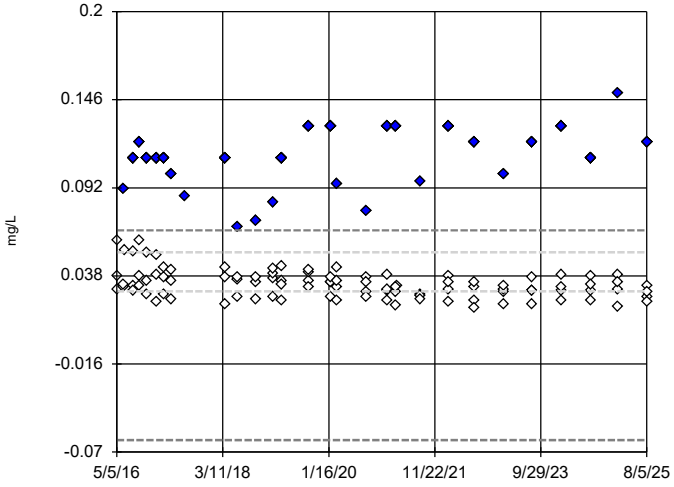

n = 129

Outliers are drawn as solid.
Tukey's method selected by user.

Data were x^6 transformed to achieve best W statistic (graph shown in original units).

High cutoff = 0.06595, low cutoff = -0.0627, based on IQR multiplier of 3.

Constituent: Barium Analysis Run 9/22/2025 3:52 PM View: Outliers - Upgradient
Plant McIntosh Client: Southern Company Data: McIntosh AP-1

Sanitas™ v.10.0.27 Software licensed to Groundwater Stats Consulting. UG

Tukey's Outlier Screening, Pooled Background

MGWA-5,MGWA-6,MGWA-6A,MGWA-10,MGWA-11...

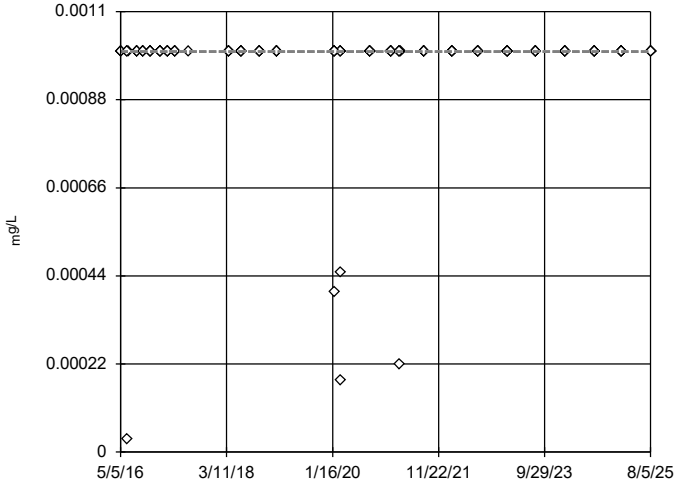

n = 119

No outliers found.
Tukey's method selected by user.

Ladder of Powers transformations did not improve normality; analysis run on raw data.

The results were invalidated, because the lower and upper quartiles are equal.

Constituent: Beryllium Analysis Run 9/22/2025 3:52 PM View: Outliers - Upgradient
Plant McIntosh Client: Southern Company Data: McIntosh AP-1

Sanitas™ v.10.0.27 Software licensed to Groundwater Stats Consulting. UG

Tukey's Outlier Screening, Pooled Background

MGWA-5,MGWA-6,MGWA-6A,MGWA-10,MGWA-11...

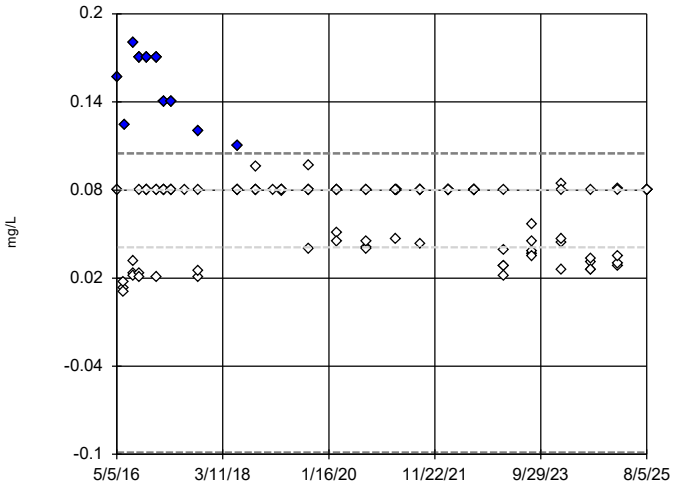

n = 115

Outliers are drawn as solid.
Tukey's method selected by user.

Data were x^5 transformed to achieve best W statistic (graph shown in original units).

High cutoff = 0.105, low cutoff = -0.0987, based on IQR multiplier of 3.

Constituent: Boron Analysis Run 9/22/2025 3:52 PM View: Outliers - Upgradient
Plant McIntosh Client: Southern Company Data: McIntosh AP-1

Sanitas™ v.10.0.27 Software licensed to Groundwater Stats Consulting. UG

Tukey's Outlier Screening, Pooled Background

MGWA-5,MGWA-6,MGWA-6A,MGWA-10,MGWA-11...

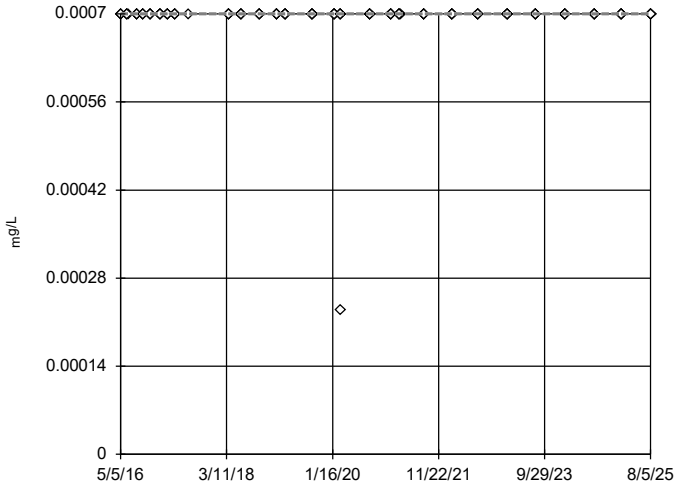

n = 129

No outliers found.
Tukey's method selected by user.

Ladder of Powers transformations did not improve normality; analysis run on raw data.

The results were invalidated, because the lower and upper quartiles are equal.

Constituent: Cadmium Analysis Run 9/22/2025 3:52 PM View: Outliers - Upgradient
Plant McIntosh Client: Southern Company Data: McIntosh AP-1

Sanitas™ v.10.0.27 Software licensed to Groundwater Stats Consulting. UG

Tukey's Outlier Screening, Pooled Background

MGWA-5,MGWA-6,MGWA-6A,MGWA-10,MGWA-11...

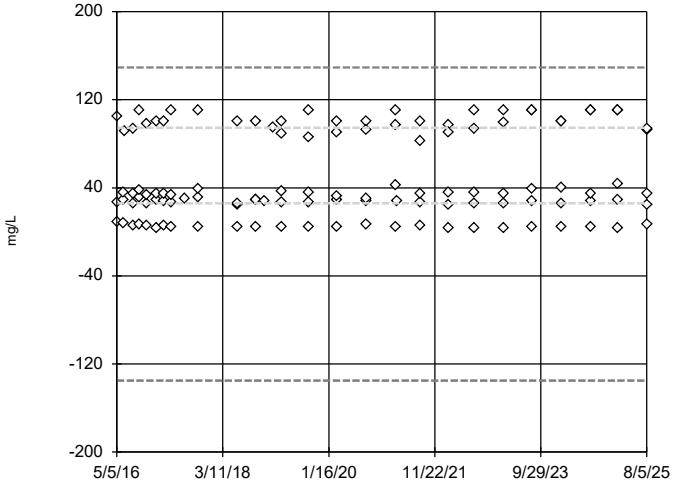

n = 116

No outliers found.
Tukey's method selected by user.

Data were cube transformed to achieve best W statistic (graph shown in original units).

High cutoff = 149.3, low cutoff = -135.1, based on IQR multiplier of 3.

Constituent: Calcium Analysis Run 9/22/2025 3:52 PM View: Outliers - Upgradient
Plant McIntosh Client: Southern Company Data: McIntosh AP-1

Sanitas™ v.10.0.27 Software licensed to Groundwater Stats Consulting. UG

Tukey's Outlier Screening, Pooled Background

MGWA-5,MGWA-6,MGWA-6A,MGWA-10,MGWA-11...

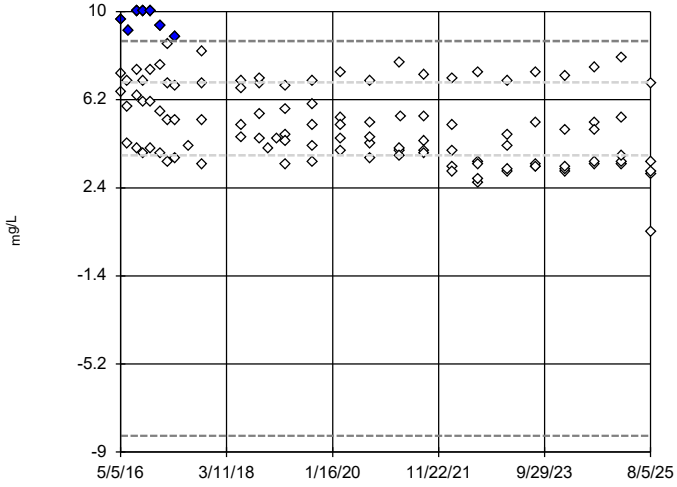

n = 116

Outliers are drawn as solid.
Tukey's method selected by user.

Data were x^6 transformed to achieve best W statistic (graph shown in original units).

High cutoff = 8.728, low cutoff = -8.297, based on IQR multiplier of 3.

Constituent: Chloride Analysis Run 9/22/2025 3:52 PM View: Outliers - Upgradient
Plant McIntosh Client: Southern Company Data: McIntosh AP-1

Sanitas™ v.10.0.27 Software licensed to Groundwater Stats Consulting. UG

Tukey's Outlier Screening, Pooled Background

MGWA-5,MGWA-6,MGWA-6A,MGWA-10,MGWA-11...

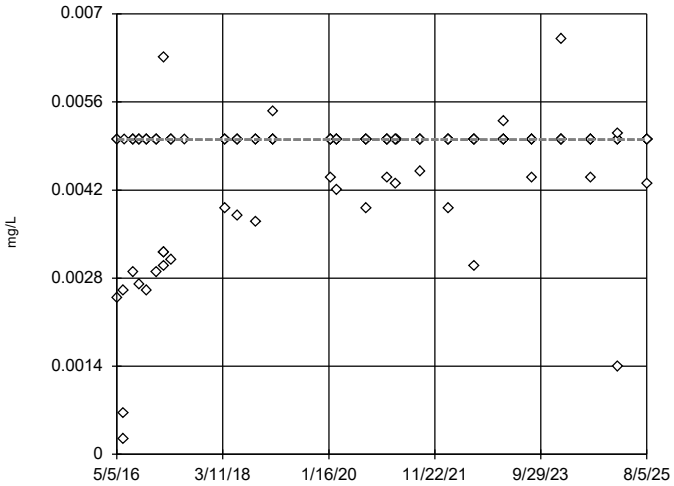

n = 119

No outliers found.
Tukey's method selected by user.

Data were natural log transformed to achieve best W statistic (graph shown in original units).

The results were invalidated, because the lower and upper quartiles are equal.

Constituent: Chromium Analysis Run 9/22/2025 3:52 PM View: Outliers - Upgradient
Plant McIntosh Client: Southern Company Data: McIntosh AP-1

Sanitas™ v.10.0.27 Software licensed to Groundwater Stats Consulting. UG

Tukey's Outlier Screening, Pooled Background

MGWA-5,MGWA-6,MGWA-6A,MGWA-10,MGWA-11...

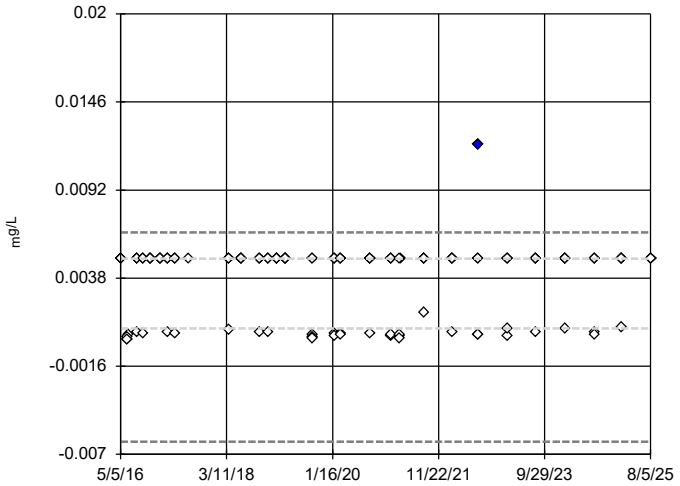

n = 133

Outlier is drawn as solid.
Tukey's method selected by user.

Data were x^5 transformed to achieve best W statistic (graph shown in original units).

High cutoff = 0.006597, low cutoff = -0.006229, based on IQR multiplier of 3.

Constituent: Cobalt Analysis Run 9/22/2025 3:52 PM View: Outliers - Upgradient
Plant McIntosh Client: Southern Company Data: McIntosh AP-1

Sanitas™ v.10.0.27 Software licensed to Groundwater Stats Consulting. UG

Tukey's Outlier Screening, Pooled Background

MGWA-5,MGWA-6,MGWA-6A,MGWA-10,MGWA-11...

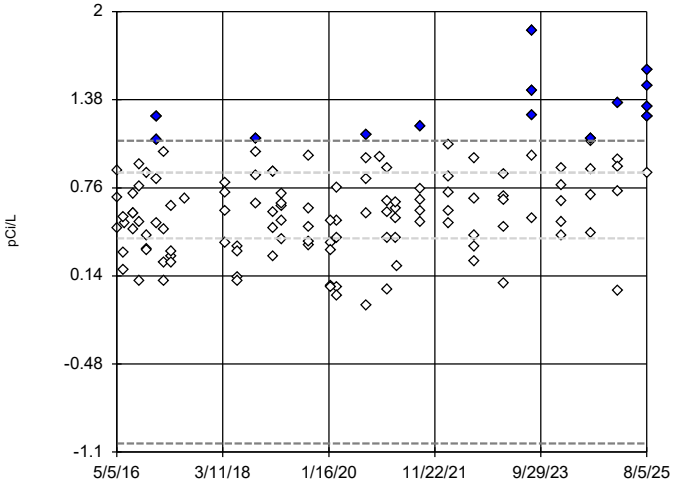

n = 130

Outliers are drawn as solid.
Tukey's method selected by user.

Data were x^6 transformed to achieve best W statistic (graph shown in original units).

High cutoff = 1.092, low cutoff = -1.04, based on IQR multiplier of 3.

Constituent: Combined Radium 226 + 228 Analysis Run 9/22/2025 3:52 PM View: Outliers - Upgradient
Plant McIntosh Client: Southern Company Data: McIntosh AP-1

Sanitas™ v.10.0.27 Software licensed to Groundwater Stats Consulting. UG

Tukey's Outlier Screening, Pooled Background

MGWA-5,MGWA-6,MGWA-6A,MGWA-10,MGWA-11...

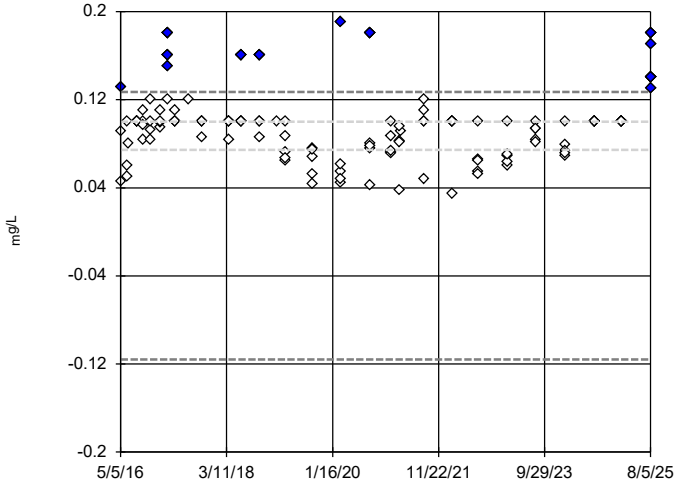

n = 124

Outliers are drawn as solid.
Tukey's method selected by user.

Data were x^5 transformed to achieve best W statistic (graph shown in original units).

High cutoff = 0.1271, low cutoff = -0.1158, based on IQR multiplier of 3.

Constituent: Fluoride Analysis Run 9/22/2025 3:52 PM View: Outliers - Upgradient
Plant McIntosh Client: Southern Company Data: McIntosh AP-1

Sanitas™ v.10.0.27 Software licensed to Groundwater Stats Consulting. UG

Tukey's Outlier Screening, Pooled Background

MGWA-5,MGWA-6,MGWA-6A,MGWA-10,MGWA-11...

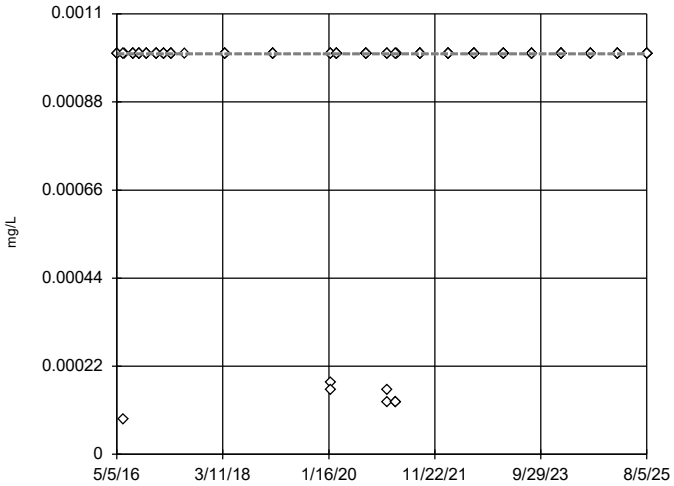

n = 111

No outliers found.
Tukey's method selected by user.

Ladder of Powers transformations did not improve normality; analysis run on raw data.

The results were invalidated, because the lower and upper quartiles are equal.

Constituent: Lead Analysis Run 9/22/2025 3:52 PM View: Outliers - Upgradient
Plant McIntosh Client: Southern Company Data: McIntosh AP-1

Sanitas™ v.10.0.27 Software licensed to Groundwater Stats Consulting. UG

Tukey's Outlier Screening, Pooled Background

MGWA-5,MGWA-6,MGWA-6A,MGWA-10,MGWA-11...

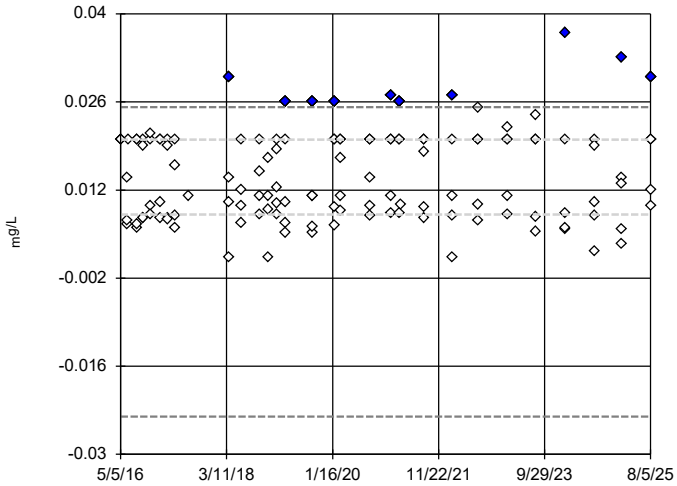

n = 133

Outliers are drawn as solid.
Tukey's method selected by user.

Data were x^6 transformed to achieve best W statistic (graph shown in original units).

High cutoff = 0.02518, low cutoff = -0.024, based on IQR multiplier of 3.

Constituent: Lithium Analysis Run 9/22/2025 3:52 PM View: Outliers - Upgradient
Plant McIntosh Client: Southern Company Data: McIntosh AP-1

Sanitas™ v.10.0.27 Software licensed to Groundwater Stats Consulting. UG

Tukey's Outlier Screening, Pooled Background

MGWA-5,MGWA-6,MGWA-6A,MGWA-10,MGWA-11...

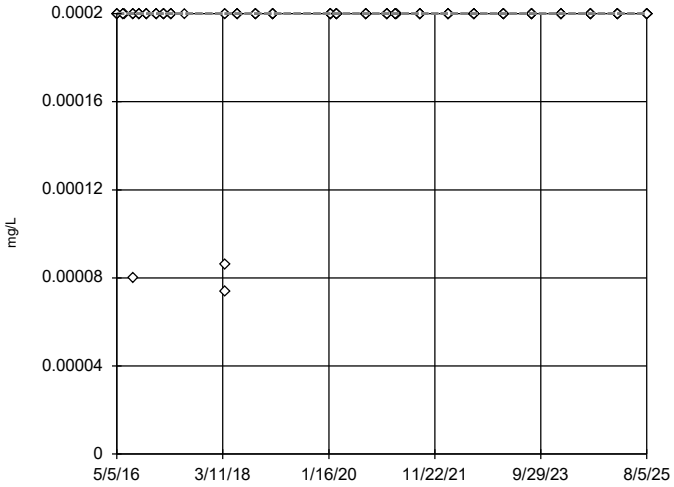

n = 119

No outliers found.
Tukey's method selected by user.

Ladder of Powers transformations did not improve normality; analysis run on raw data.

The results were invalidated, because the lower and upper quartiles are equal.

Constituent: Mercury Analysis Run 9/22/2025 3:52 PM View: Outliers - Upgradient
Plant McIntosh Client: Southern Company Data: McIntosh AP-1

Sanitas™ v.10.0.27 Software licensed to Groundwater Stats Consulting. UG

Tukey's Outlier Screening, Pooled Background

MGWA-5,MGWA-6,MGWA-6A,MGWA-10,MGWA-11...

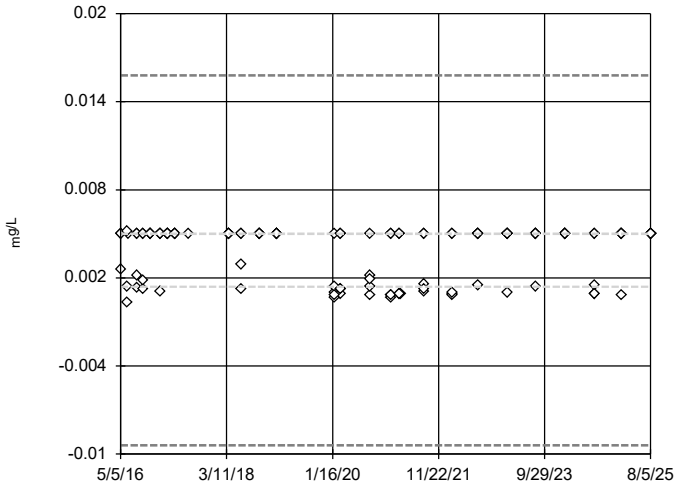

n = 119

No outliers found.
Tukey's method selected by user.

Data were x^6 transformed to achieve best W statistic (graph shown in original units).

The results were invalidated, because both the lower and upper quartiles represent reporting limits.

Constituent: Molybdenum Analysis Run 9/22/2025 3:52 PM View: Outliers - Upgradient
Plant McIntosh Client: Southern Company Data: McIntosh AP-1

Sanitas™ v.10.0.27 Software licensed to Groundwater Stats Consulting. UG

Tukey's Outlier Screening, Pooled Background

MGWA-5,MGWA-6,MGWA-6A,MGWA-10,MGWA-11...

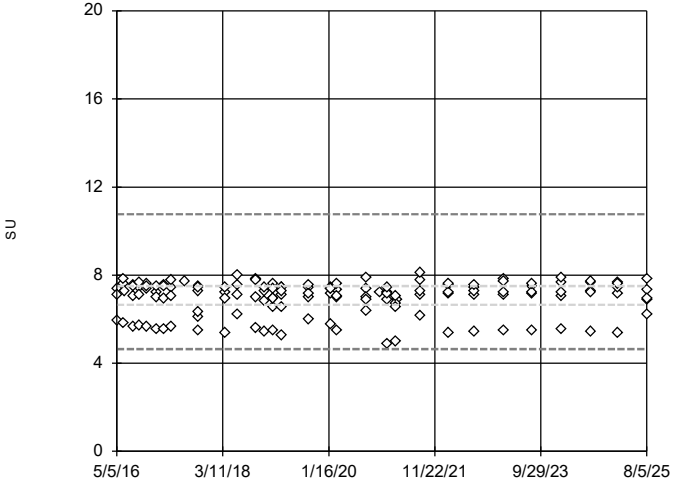

n = 142

No outliers found.
Tukey's method selected by user.

Data were natural log transformed to achieve best W statistic (graph shown in original units).

High cutoff = 10.77, low cutoff = 4.639, based on IQR multiplier of 3.

Constituent: pH, Field Analysis Run 9/22/2025 3:53 PM View: Outliers - Upgradient
Plant McIntosh Client: Southern Company Data: McIntosh AP-1

Sanitas™ v.10.0.27 Software licensed to Groundwater Stats Consulting. UG

Tukey's Outlier Screening, Pooled Background

MGWA-5,MGWA-6,MGWA-6A,MGWA-10,MGWA-11...

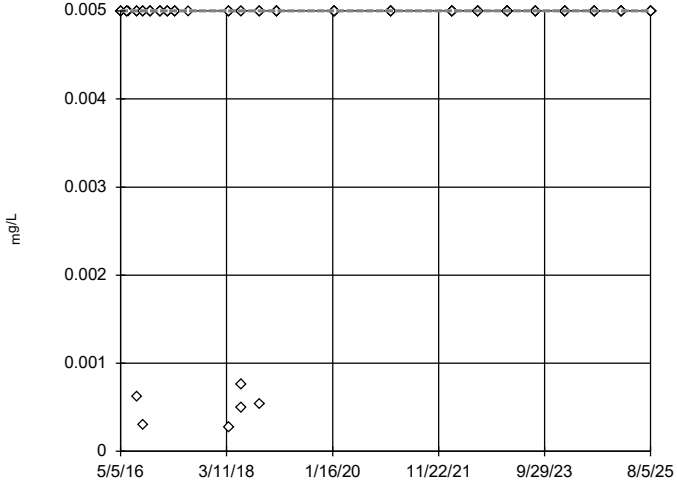

n = 99

No outliers found.
Tukey's method selected by user.

Data were cube root transformed to achieve best W statistic (graph shown in original units).

The results were invalidated, because the lower and upper quartiles are equal.

Constituent: Selenium Analysis Run 9/22/2025 3:53 PM View: Outliers - Upgradient
Plant McIntosh Client: Southern Company Data: McIntosh AP-1

Sanitas™ v.10.0.27 Software licensed to Groundwater Stats Consulting. UG

Tukey's Outlier Screening, Pooled Background

MGWA-5,MGWA-6,MGWA-6A,MGWA-10,MGWA-11...

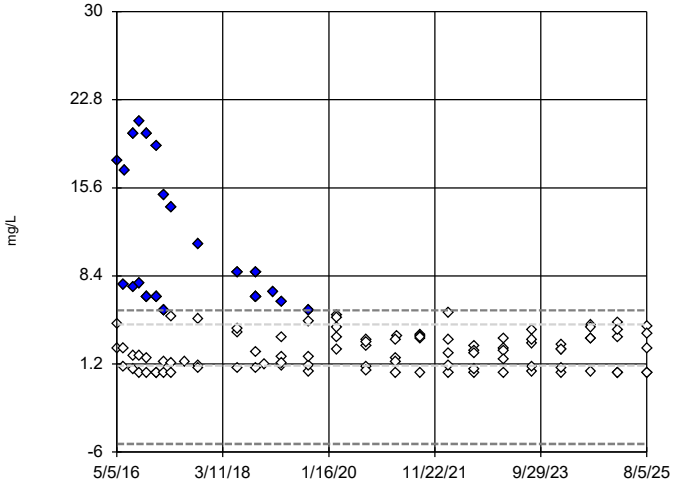

n = 116

Outliers are drawn as solid.
Tukey's method selected by user.

Data were x^6 transformed to achieve best W statistic (graph shown in original units).

High cutoff = 5.588, low cutoff = -5.327, based on IQR multiplier of 3.

Constituent: Sulfate Analysis Run 9/22/2025 3:53 PM View: Outliers - Upgradient
Plant McIntosh Client: Southern Company Data: McIntosh AP-1

Sanitas™ v.10.0.27 Software licensed to Groundwater Stats Consulting. UG

Tukey's Outlier Screening, Pooled Background

MGWA-5,MGWA-6,MGWA-6A,MGWA-10,MGWA-11...

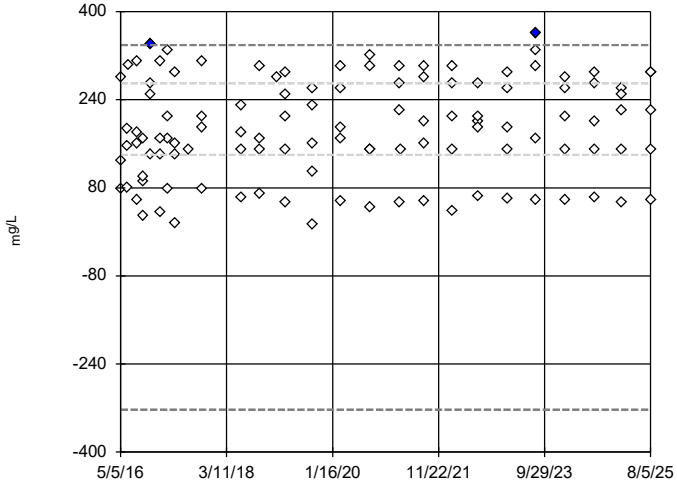

n = 115

Outliers are drawn as solid.
Tukey's method selected by user.

Data were x^6 transformed to achieve best W statistic (graph shown in original units).

High cutoff = 339.3, low cutoff = -322.8, based on IQR multiplier of 3.

Constituent: TDS Analysis Run 9/22/2025 3:53 PM View: Outliers - Upgradient
Plant McIntosh Client: Southern Company Data: McIntosh AP-1

Sanitas™ v.10.0.27 Software licensed to Groundwater Stats Consulting. UG

Tukey's Outlier Screening, Pooled Background

MGWA-5,MGWA-6,MGWA-6A,MGWA-10,MGWA-11...

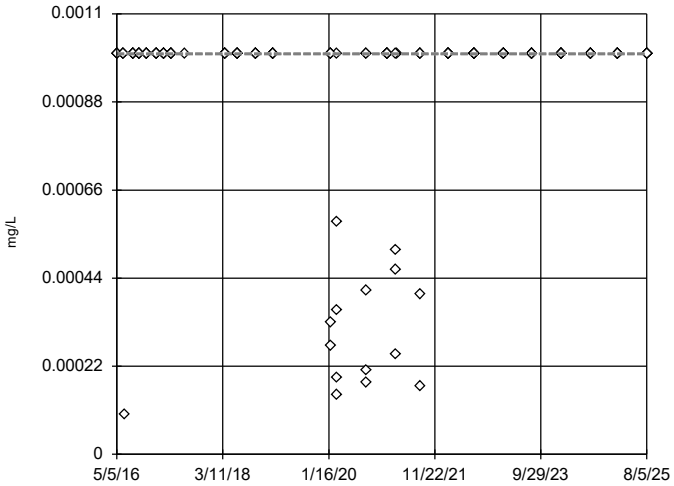

n = 119

No outliers found. Tukey's method selected by user.

Ladder of Powers transformations did not improve normality; analysis run on raw data.

The results were invalidated, because the lower and upper quartiles are equal.

Constituent: Thallium Analysis Run 9/22/2025 3:53 PM View: Outliers - Upgradient

Plant McIntosh Client: Southern Company Data: McIntosh AP-1

FIGURE D.

Appendix III - Upgradient Wells Trend Tests - Significant Results

Plant McIntosh Client: Southern Company Data: McIntosh AP-1 Printed 9/23/2025, 11:05 AM

Constituent	Well	Slope	Calc.	Critical	Sig.	N	%NDs	Normality	Xform	Alpha	Method
Boron (mg/L)	**MGWA-6 (bg)**	**-0.01515**	**-209**	**-111**	**Yes**	**25**	**20**	**n/a**	**n/a**	**0.01**	**NP**
Calcium (mg/L)	**MGWA-10 (bg)**	**-0.2765**	**-143**	**-111**	**Yes**	**25**	**0**	**n/a**	**n/a**	**0.01**	**NP**
Chloride (mg/L)	**MGWA-5 (bg)**	**-0.1409**	**-159**	**-111**	**Yes**	**25**	**4**	**n/a**	**n/a**	**0.01**	**NP**
Chloride (mg/L)	**MGWA-6 (bg)**	**-0.9207**	**-248**	**-111**	**Yes**	**25**	**0**	**n/a**	**n/a**	**0.01**	**NP**
Chloride (mg/L)	**MGWA-6A (bg)**	**-0.2025**	**-65**	**-53**	**Yes**	**15**	**0**	**n/a**	**n/a**	**0.01**	**NP**
Sulfate (mg/L)	**MGWA-5 (bg)**	**-0.5297**	**-207**	**-111**	**Yes**	**25**	**4**	**n/a**	**n/a**	**0.01**	**NP**
Sulfate (mg/L)	**MGWA-6 (bg)**	**-1.93**	**-208**	**-111**	**Yes**	**25**	**0**	**n/a**	**n/a**	**0.01**	**NP**
Sulfate (mg/L)	**MGWA-10 (bg)**	**-0.09572**	**-153**	**-111**	**Yes**	**25**	**36**	**n/a**	**n/a**	**0.01**	**NP**

Appendix III - Upgradient Wells Trend Tests - All Results

Plant McIntosh Client: Southern Company Data: McIntosh AP-1 Printed 9/23/2025, 11:05 AM

Constituent	Well	Slope	Calc.	Critical	Sig.	N	%NDs	Normality	Xform	Alpha	Method
Boron (mg/L)	MGWA-5 (bg)	0	-1	-111	No	25	72	n/a	n/a	0.01	NP
Boron (mg/L)	**MGWA-6 (bg)**	**-0.01515**	**-209**	**-111**	**Yes**	**25**	**20**	**n/a**	**n/a**	**0.01**	**NP**
Boron (mg/L)	MGWA-6A (bg)	0	-24	-53	No	15	53.33	n/a	n/a	0.01	NP
Boron (mg/L)	MGWA-10 (bg)	0	74	111	No	25	72	n/a	n/a	0.01	NP
Boron (mg/L)	MGWA-11 (bg)	0	-12	-111	No	25	52	n/a	n/a	0.01	NP
Calcium (mg/L)	MGWA-5 (bg)	-0.1504	-56	-111	No	25	0	n/a	n/a	0.01	NP
Calcium (mg/L)	MGWA-6 (bg)	0	53	111	No	25	0	n/a	n/a	0.01	NP
Calcium (mg/L)	MGWA-6A (bg)	2.688	52	53	No	15	0	n/a	n/a	0.01	NP
Calcium (mg/L)	**MGWA-10 (bg)**	**-0.2765**	**-143**	**-111**	**Yes**	**25**	**0**	**n/a**	**n/a**	**0.01**	**NP**
Calcium (mg/L)	MGWA-11 (bg)	0.3959	68	118	No	26	0	n/a	n/a	0.01	NP
Chloride (mg/L)	**MGWA-5 (bg)**	**-0.1409**	**-159**	**-111**	**Yes**	**25**	**4**	**n/a**	**n/a**	**0.01**	**NP**
Chloride (mg/L)	**MGWA-6 (bg)**	**-0.9207**	**-248**	**-111**	**Yes**	**25**	**0**	**n/a**	**n/a**	**0.01**	**NP**
Chloride (mg/L)	**MGWA-6A (bg)**	**-0.2025**	**-65**	**-53**	**Yes**	**15**	**0**	**n/a**	**n/a**	**0.01**	**NP**
Chloride (mg/L)	MGWA-10 (bg)	0.02133	43	111	No	25	0	n/a	n/a	0.01	NP
Chloride (mg/L)	MGWA-11 (bg)	-0.03648	-48	-118	No	26	0	n/a	n/a	0.01	NP
Fluoride (mg/L)	MGWA-5 (bg)	-0.0001529	-29	-124	No	27	22.22	n/a	n/a	0.01	NP
Fluoride (mg/L)	MGWA-6 (bg)	-3.8e-10	-33	-124	No	27	29.63	n/a	n/a	0.01	NP
Fluoride (mg/L)	MGWA-6A (bg)	0.005624	39	58	No	16	25	n/a	n/a	0.01	NP
Fluoride (mg/L)	MGWA-10 (bg)	0	10	124	No	27	70.37	n/a	n/a	0.01	NP
Fluoride (mg/L)	MGWA-11 (bg)	-0.004242	-71	-124	No	27	14.81	n/a	n/a	0.01	NP
pH, Field (SU)	MGWA-5 (bg)	0.01023	53	152	No	31	0	n/a	n/a	0.01	NP
pH, Field (SU)	MGWA-6 (bg)	0.002454	13	152	No	31	0	n/a	n/a	0.01	NP
pH, Field (SU)	MGWA-6A (bg)	0.03611	48	68	No	18	0	n/a	n/a	0.01	NP
pH, Field (SU)	MGWA-10 (bg)	-0.0275	-112	-152	No	31	0	n/a	n/a	0.01	NP
pH, Field (SU)	MGWA-11 (bg)	0.01313	63	152	No	31	0	n/a	n/a	0.01	NP
Sulfate (mg/L)	**MGWA-5 (bg)**	**-0.5297**	**-207**	**-111**	**Yes**	**25**	**4**	**n/a**	**n/a**	**0.01**	**NP**
Sulfate (mg/L)	**MGWA-6 (bg)**	**-1.93**	**-208**	**-111**	**Yes**	**25**	**0**	**n/a**	**n/a**	**0.01**	**NP**
Sulfate (mg/L)	MGWA-6A (bg)	0.3028	32	53	No	15	0	n/a	n/a	0.01	NP
Sulfate (mg/L)	**MGWA-10 (bg)**	**-0.09572**	**-153**	**-111**	**Yes**	**25**	**36**	**n/a**	**n/a**	**0.01**	**NP**
Sulfate (mg/L)	MGWA-11 (bg)	0.08405	72	118	No	26	23.08	n/a	n/a	0.01	NP
TDS (mg/L)	MGWA-5 (bg)	0	2	111	No	25	0	n/a	n/a	0.01	NP
TDS (mg/L)	MGWA-6 (bg)	-1.904	-60	-111	No	25	0	n/a	n/a	0.01	NP
TDS (mg/L)	MGWA-6A (bg)	0	7	53	No	15	0	n/a	n/a	0.01	NP
TDS (mg/L)	MGWA-10 (bg)	-0.9783	-38	-111	No	25	0	n/a	n/a	0.01	NP
TDS (mg/L)	MGWA-11 (bg)	4.862	95	111	No	25	0	n/a	n/a	0.01	NP

Sanitas™ v.10.0.27 Software licensed to Groundwater Stats Consulting. UG
Hollow symbols indicate censored values.

Sen's Slope Estimator

MGWA-5 (bg)

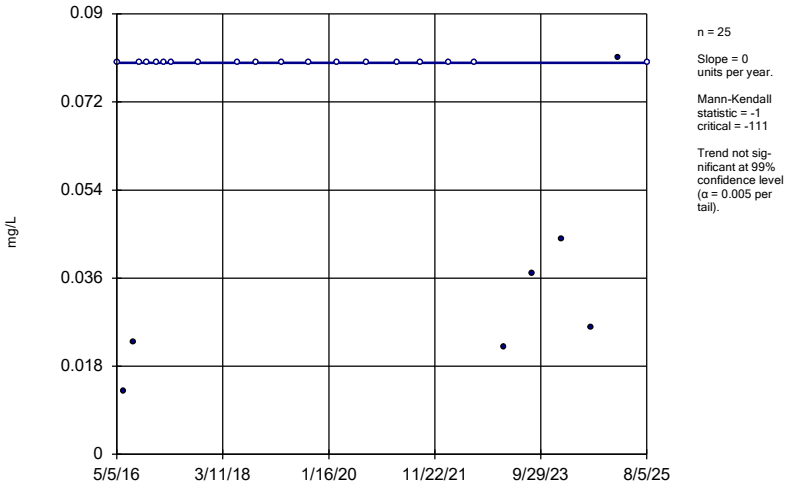

n = 25

Slope = 0 units per year.

Mann-Kendall statistic = -1
critical = -111

Trend not significant at 99% confidence level (α = 0.005 per tail).

Constituent: Boron Analysis Run 9/23/2025 11:01 AM View: Appendix III - Upgradient Wells
Plant McIntosh Client: Southern Company Data: McIntosh AP-1

Sanitas™ v.10.0.27 Software licensed to Groundwater Stats Consulting. UG
Hollow symbols indicate censored values.

Sen's Slope Estimator

MGWA-6 (bg)

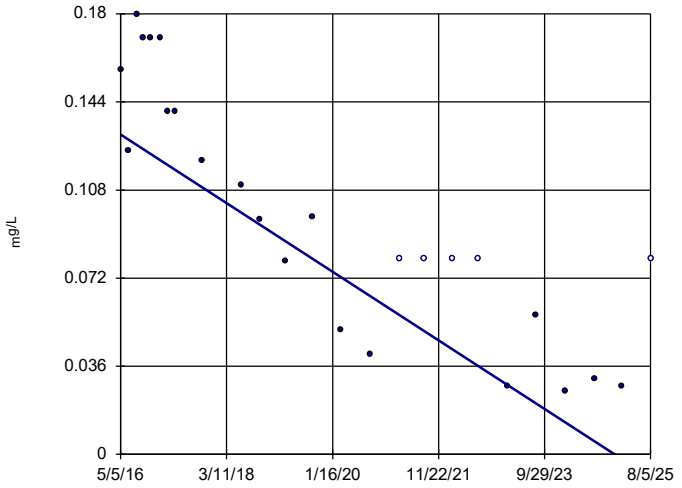

n = 25

Slope = -0.01515 units per year.

Mann-Kendall statistic = -209
critical = -111

Decreasing trend significant at 99% confidence level (α = 0.005 per tail).

Constituent: Boron Analysis Run 9/23/2025 11:01 AM View: Appendix III - Upgradient Wells
Plant McIntosh Client: Southern Company Data: McIntosh AP-1

Sanitas™ v.10.0.27 Software licensed to Groundwater Stats Consulting. UG
Hollow symbols indicate censored values.

Sen's Slope Estimator

MGWA-6A (bg)

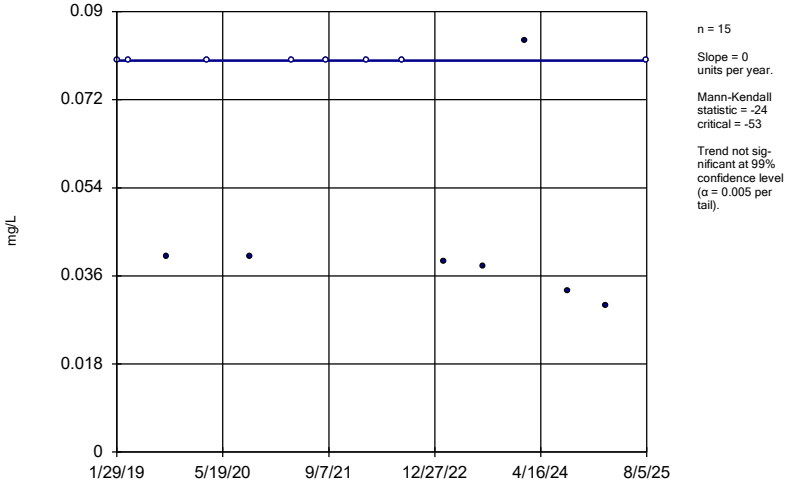

n = 15

Slope = 0 units per year.

Mann-Kendall statistic = -24
critical = -53

Trend not significant at 99% confidence level (α = 0.005 per tail).

Constituent: Boron Analysis Run 9/23/2025 11:01 AM View: Appendix III - Upgradient Wells
Plant McIntosh Client: Southern Company Data: McIntosh AP-1

Sanitas™ v.10.0.27 Software licensed to Groundwater Stats Consulting. UG
Hollow symbols indicate censored values.

Sen's Slope Estimator

MGWA-10 (bg)

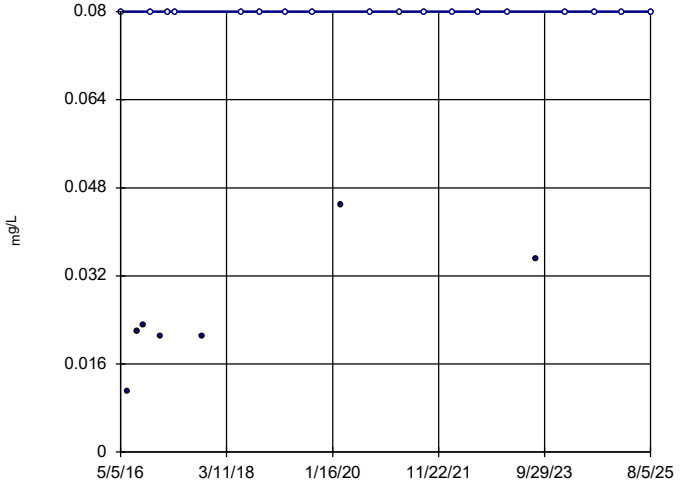

n = 25

Slope = 0 units per year.

Mann-Kendall statistic = 74
critical = 111

Trend not significant at 99% confidence level (α = 0.005 per tail).

Constituent: Boron Analysis Run 9/23/2025 11:01 AM View: Appendix III - Upgradient Wells
Plant McIntosh Client: Southern Company Data: McIntosh AP-1

Sanitas™ v.10.0.27 Software licensed to Groundwater Stats Consulting. UG
Hollow symbols indicate censored values.

Sen's Slope Estimator

MGWA-11 (bg)

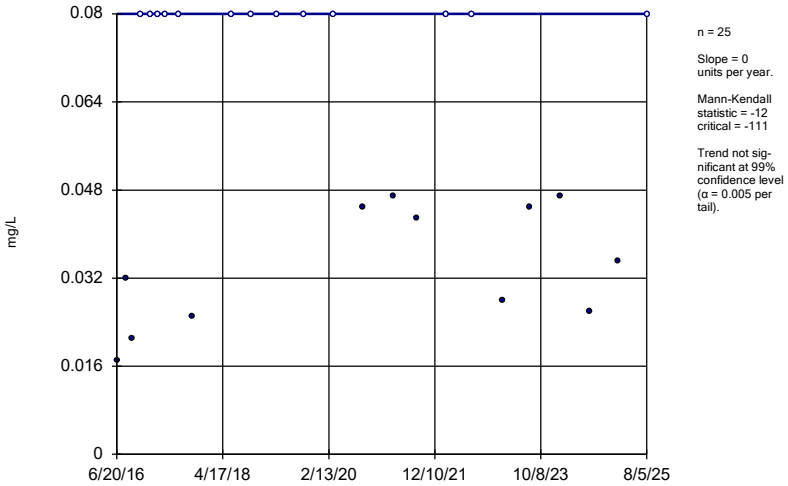

n = 25

Slope = 0 units per year.

Mann-Kendall statistic = -12 critical = -111

Trend not significant at 99% confidence level (α = 0.005 per tail).

Constituent: Boron Analysis Run 9/23/2025 11:01 AM View: Appendix III - Upgradient Wells
Plant McIntosh Client: Southern Company Data: McIntosh AP-1

Sanitas™ v.10.0.27 Software licensed to Groundwater Stats Consulting. UG

Sen's Slope Estimator

MGWA-5 (bg)

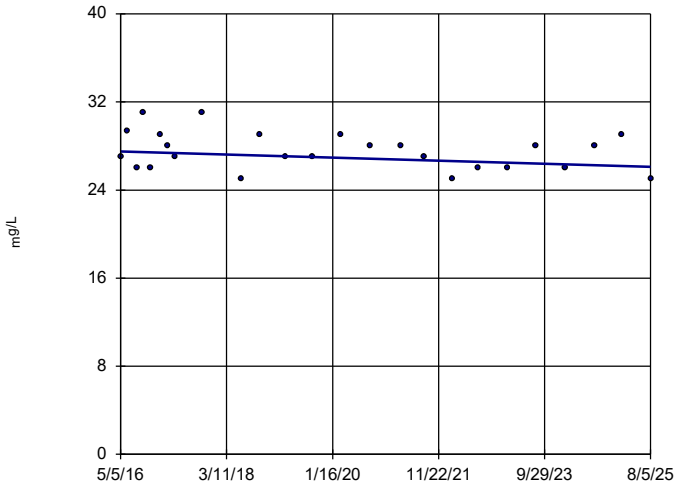

n = 25

Slope = -0.1504 units per year.

Mann-Kendall statistic = -56 critical = -111

Trend not significant at 99% confidence level (α = 0.005 per tail).

Constituent: Calcium Analysis Run 9/23/2025 11:01 AM View: Appendix III - Upgradient Wells
Plant McIntosh Client: Southern Company Data: McIntosh AP-1

Sanitas™ v.10.0.27 Software licensed to Groundwater Stats Consulting. UG

Sen's Slope Estimator

MGWA-6 (bg)

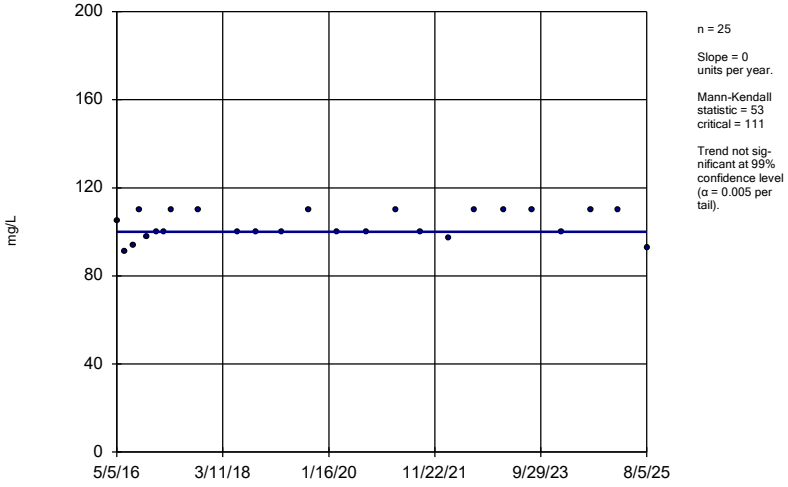

n = 25

Slope = 0 units per year.

Mann-Kendall statistic = 53 critical = 111

Trend not significant at 99% confidence level (α = 0.005 per tail).

Constituent: Calcium Analysis Run 9/23/2025 11:01 AM View: Appendix III - Upgradient Wells
Plant McIntosh Client: Southern Company Data: McIntosh AP-1

Sanitas™ v.10.0.27 Software licensed to Groundwater Stats Consulting. UG

Sen's Slope Estimator

MGWA-6A (bg)

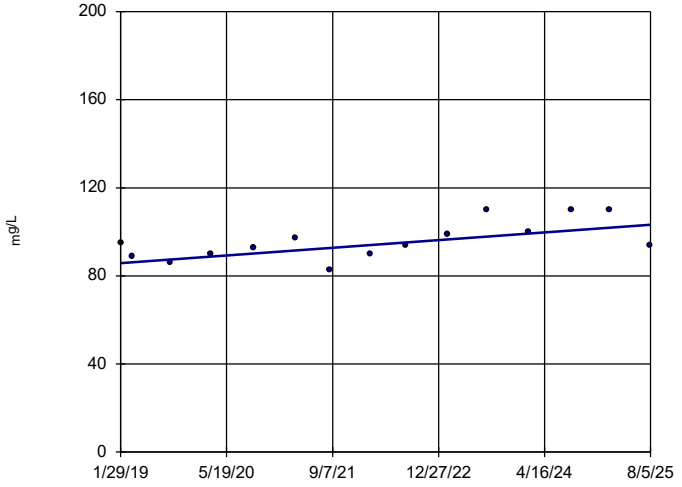

n = 15

Slope = 2.688 units per year.

Mann-Kendall statistic = 52 critical = 53

Trend not significant at 99% confidence level (α = 0.005 per tail).

Constituent: Calcium Analysis Run 9/23/2025 11:01 AM View: Appendix III - Upgradient Wells
Plant McIntosh Client: Southern Company Data: McIntosh AP-1

Sanitas™ v.10.0.27 Software licensed to Groundwater Stats Consulting. UG

Sen's Slope Estimator

MGWA-10 (bg)

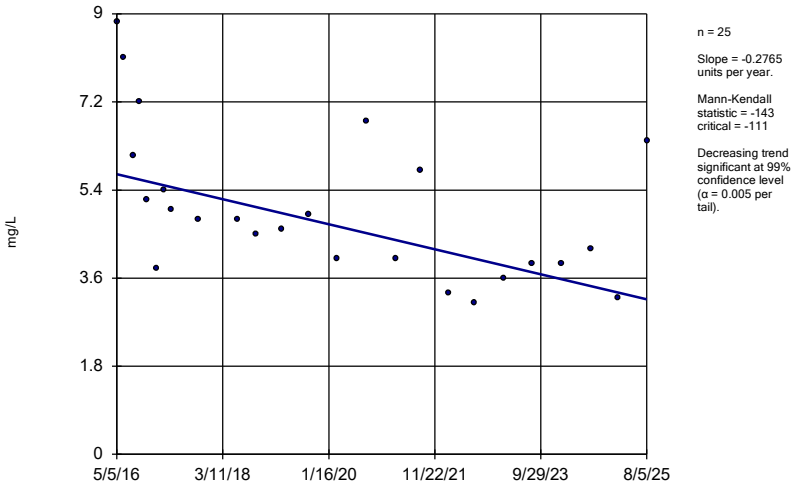

n = 25

Slope = -0.2765 units per year.

Mann-Kendall statistic = -143 critical = -111

Decreasing trend significant at 99% confidence level (α = 0.005 per tail).

Constituent: Calcium Analysis Run 9/23/2025 11:01 AM View: Appendix III - Upgradient Wells

Plant McIntosh Client: Southern Company Data: McIntosh AP-1

Sanitas™ v.10.0.27 Software licensed to Groundwater Stats Consulting. UG

Sen's Slope Estimator

MGWA-11 (bg)

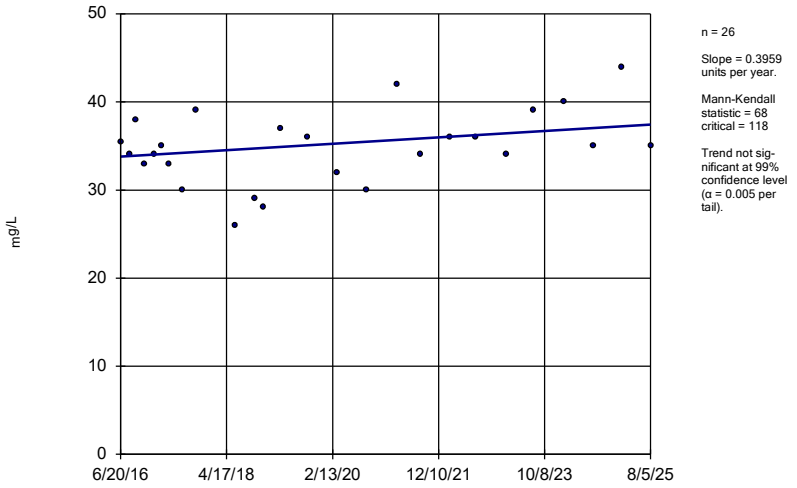

n = 26

Slope = 0.3959 units per year.

Mann-Kendall statistic = 68 critical = 118

Trend not significant at 99% confidence level (α = 0.005 per tail).

Constituent: Calcium Analysis Run 9/23/2025 11:01 AM View: Appendix III - Upgradient Wells

Plant McIntosh Client: Southern Company Data: McIntosh AP-1

Sanitas™ v.10.0.27 Software licensed to Groundwater Stats Consulting. UG

Hollow symbols indicate censored values.

Sen's Slope Estimator

MGWA-5 (bg)

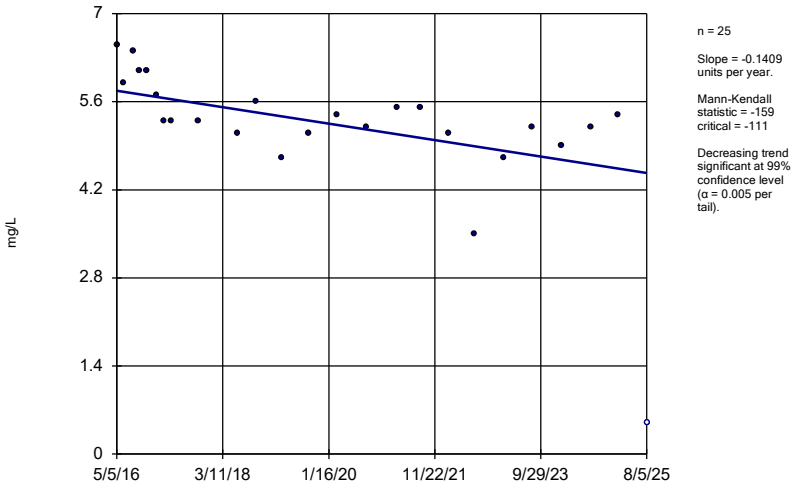

n = 25

Slope = -0.1409 units per year.

Mann-Kendall statistic = -159 critical = -111

Decreasing trend significant at 99% confidence level (α = 0.005 per tail).

Constituent: Chloride Analysis Run 9/23/2025 11:01 AM View: Appendix III - Upgradient Wells

Plant McIntosh Client: Southern Company Data: McIntosh AP-1

Sanitas™ v.10.0.27 Software licensed to Groundwater Stats Consulting. UG

Sen's Slope Estimator

MGWA-6 (bg)

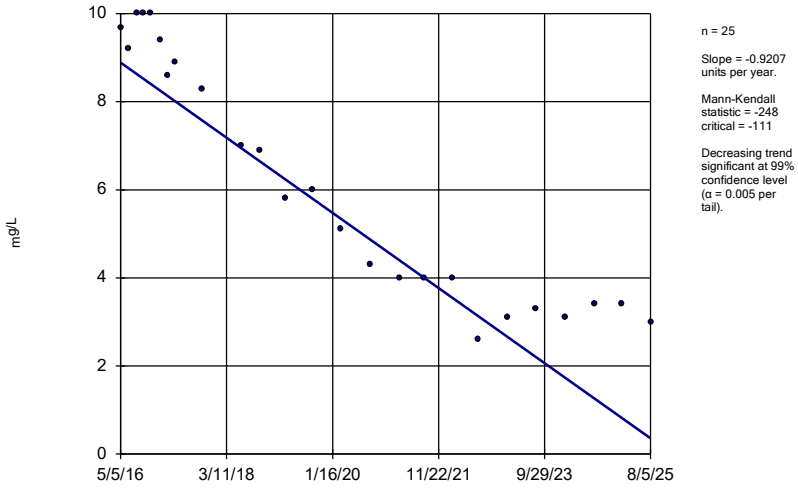

n = 25

Slope = -0.9207 units per year.

Mann-Kendall statistic = -248 critical = -111

Decreasing trend significant at 99% confidence level (α = 0.005 per tail).

Constituent: Chloride Analysis Run 9/23/2025 11:01 AM View: Appendix III - Upgradient Wells

Plant McIntosh Client: Southern Company Data: McIntosh AP-1

Sanitas™ v.10.0.27 Software licensed to Groundwater Stats Consulting. UG

Sen's Slope Estimator

MGWA-6A (bg)

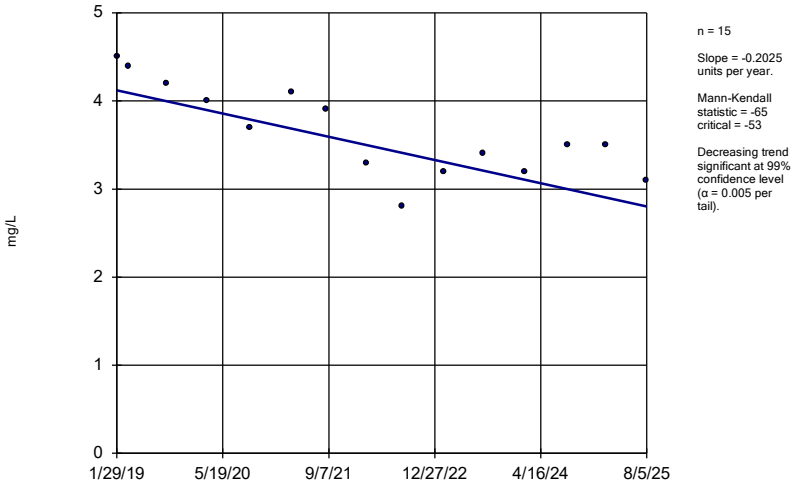

n = 15

Slope = -0.2025 units per year.

Mann-Kendall statistic = -65
critical = -53

Decreasing trend significant at 99% confidence level (α = 0.005 per tail).

Constituent: Chloride Analysis Run 9/23/2025 11:01 AM View: Appendix III - Upgradient Wells
Plant McIntosh Client: Southern Company Data: McIntosh AP-1

Sanitas™ v.10.0.27 Software licensed to Groundwater Stats Consulting. UG

Sen's Slope Estimator

MGWA-10 (bg)

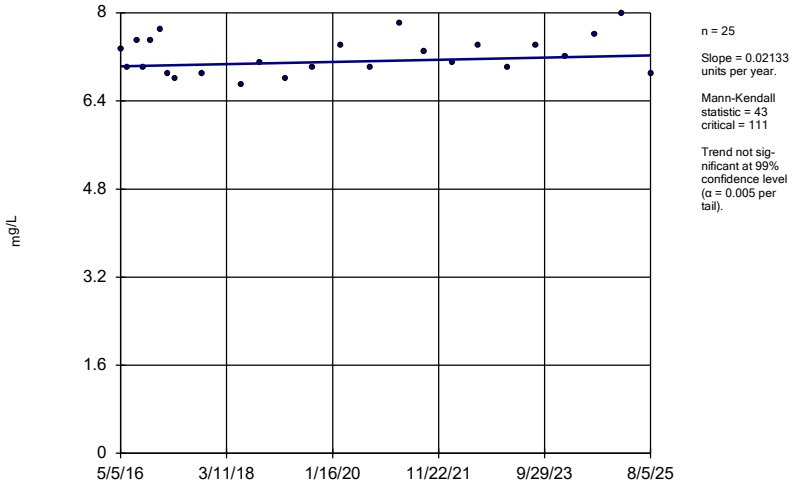

n = 25

Slope = 0.02133 units per year.

Mann-Kendall statistic = 43
critical = 111

Trend not significant at 99% confidence level (α = 0.005 per tail).

Constituent: Chloride Analysis Run 9/23/2025 11:01 AM View: Appendix III - Upgradient Wells
Plant McIntosh Client: Southern Company Data: McIntosh AP-1

Sanitas™ v.10.0.27 Software licensed to Groundwater Stats Consulting. UG

Sen's Slope Estimator

MGWA-11 (bg)

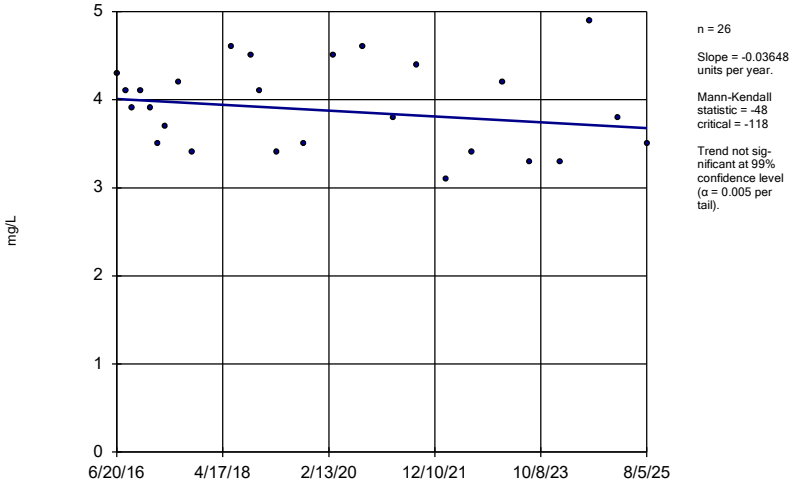

n = 26

Slope = -0.03648 units per year.

Mann-Kendall statistic = -48
critical = -118

Trend not significant at 99% confidence level (α = 0.005 per tail).

Constituent: Chloride Analysis Run 9/23/2025 11:01 AM View: Appendix III - Upgradient Wells
Plant McIntosh Client: Southern Company Data: McIntosh AP-1

Sanitas™ v.10.0.27 Software licensed to Groundwater Stats Consulting. UG
Hollow symbols indicate censored values.

Sen's Slope Estimator

MGWA-5 (bg)

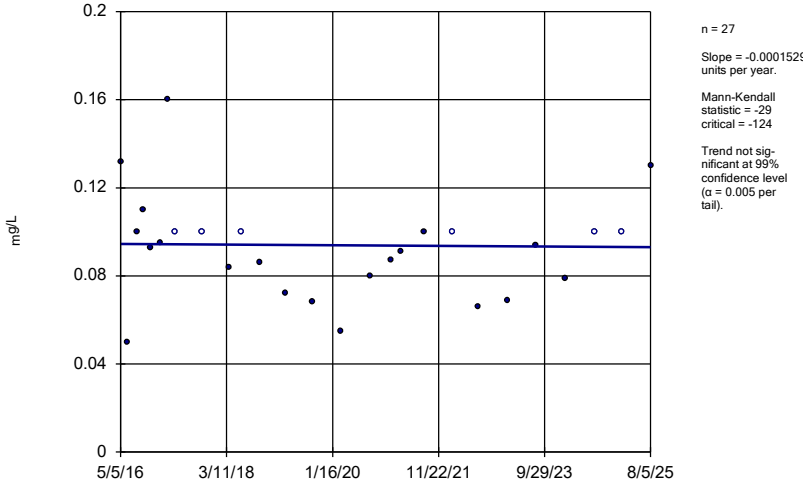

n = 27

Slope = -0.0001529 units per year.

Mann-Kendall statistic = -29
critical = -124

Trend not significant at 99% confidence level (α = 0.005 per tail).

Constituent: Fluoride Analysis Run 9/23/2025 11:01 AM View: Appendix III - Upgradient Wells
Plant McIntosh Client: Southern Company Data: McIntosh AP-1

Sanitas™ v.10.0.27 Software licensed to Groundwater Stats Consulting. UG
Hollow symbols indicate censored values.

Sen's Slope Estimator

MGWA-6 (bg)

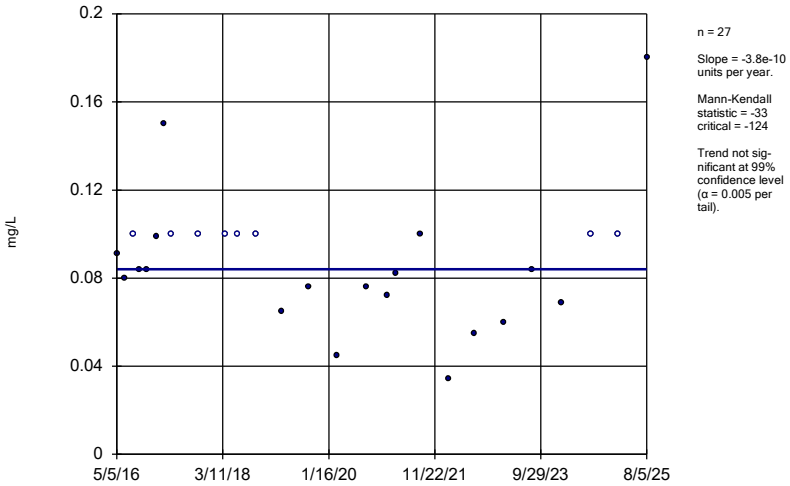

n = 27

Slope = -3.8e-10 units per year.

Mann-Kendall statistic = -33
critical = -124

Trend not significant at 99% confidence level (α = 0.005 per tail).

Constituent: Fluoride Analysis Run 9/23/2025 11:01 AM View: Appendix III - Upgradient Wells
Plant McIntosh Client: Southern Company Data: McIntosh AP-1

Sanitas™ v.10.0.27 Software licensed to Groundwater Stats Consulting. UG
Hollow symbols indicate censored values.

Sen's Slope Estimator

MGWA-6A (bg)

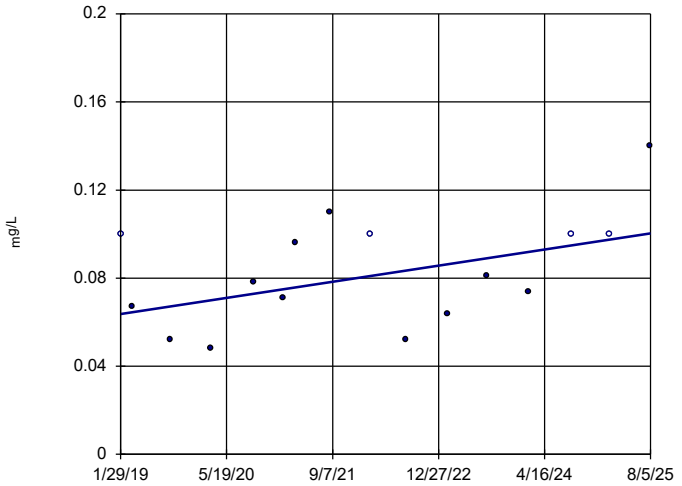

n = 16

Slope = 0.005624 units per year.

Mann-Kendall statistic = 39
critical = 58

Trend not significant at 99% confidence level (α = 0.005 per tail).

Constituent: Fluoride Analysis Run 9/23/2025 11:01 AM View: Appendix III - Upgradient Wells
Plant McIntosh Client: Southern Company Data: McIntosh AP-1

Sanitas™ v.10.0.27 Software licensed to Groundwater Stats Consulting. UG
Hollow symbols indicate censored values.

Sen's Slope Estimator

MGWA-10 (bg)

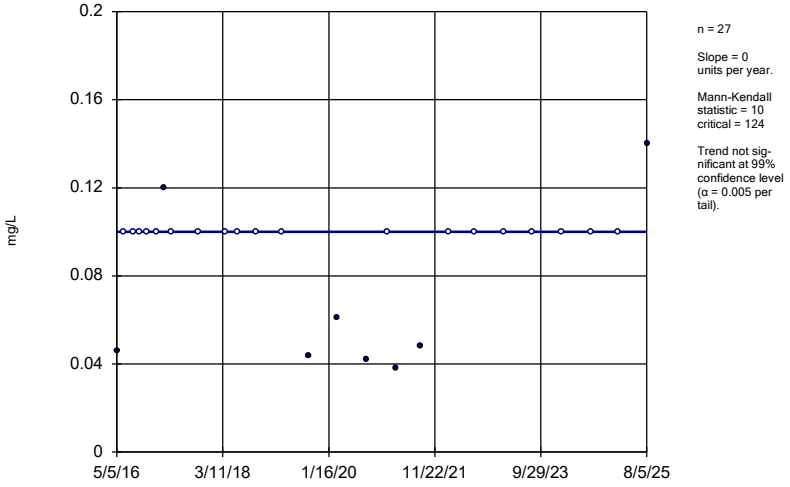

n = 27

Slope = 0 units per year.

Mann-Kendall statistic = 10
critical = 124

Trend not significant at 99% confidence level (α = 0.005 per tail).

Constituent: Fluoride Analysis Run 9/23/2025 11:01 AM View: Appendix III - Upgradient Wells
Plant McIntosh Client: Southern Company Data: McIntosh AP-1

Sanitas™ v.10.0.27 Software licensed to Groundwater Stats Consulting. UG
Hollow symbols indicate censored values.

Sen's Slope Estimator

MGWA-11 (bg)

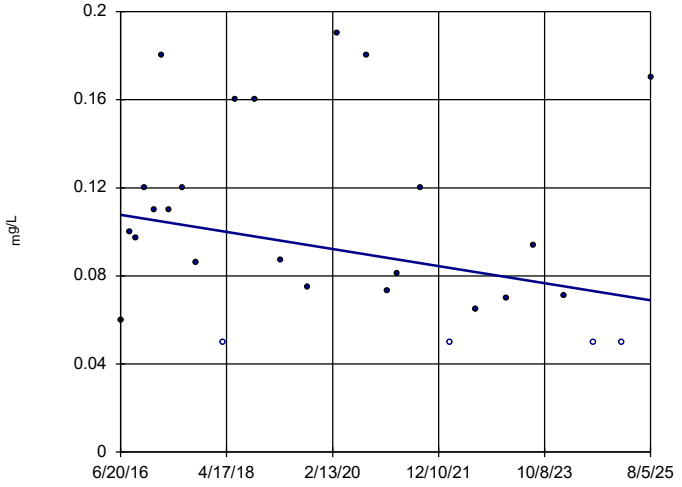

n = 27

Slope = -0.004242 units per year.

Mann-Kendall statistic = -71
critical = -124

Trend not significant at 99% confidence level (α = 0.005 per tail).

Constituent: Fluoride Analysis Run 9/23/2025 11:01 AM View: Appendix III - Upgradient Wells
Plant McIntosh Client: Southern Company Data: McIntosh AP-1

Sanitas™ v.10.0.27 Software licensed to Groundwater Stats Consulting. UG

Sen's Slope Estimator

MGWA-5 (bg)

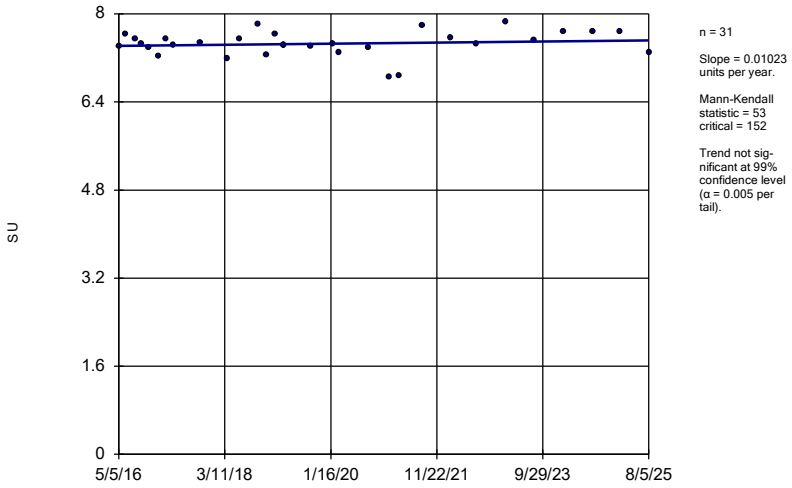

n = 31

Slope = 0.01023 units per year.

Mann-Kendall statistic = 53
critical = 152

Trend not significant at 99% confidence level (α = 0.005 per tail).

Constituent: pH, Field Analysis Run 9/23/2025 11:02 AM View: Appendix III - Upgradient Wells
Plant McIntosh Client: Southern Company Data: McIntosh AP-1

Sanitas™ v.10.0.27 Software licensed to Groundwater Stats Consulting. UG

Sen's Slope Estimator

MGWA-6 (bg)

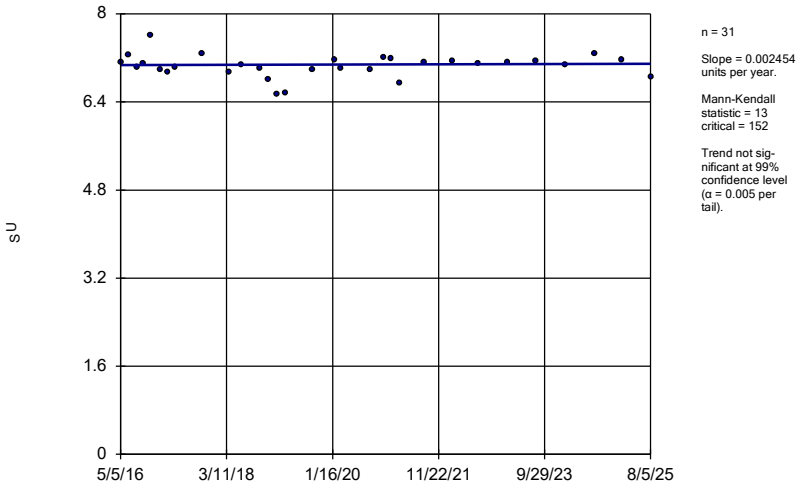

n = 31

Slope = 0.002454 units per year.

Mann-Kendall statistic = 13
critical = 152

Trend not significant at 99% confidence level (α = 0.005 per tail).

Constituent: pH, Field Analysis Run 9/23/2025 11:02 AM View: Appendix III - Upgradient Wells
Plant McIntosh Client: Southern Company Data: McIntosh AP-1

Sanitas™ v.10.0.27 Software licensed to Groundwater Stats Consulting. UG

Sen's Slope Estimator

MGWA-6A (bg)

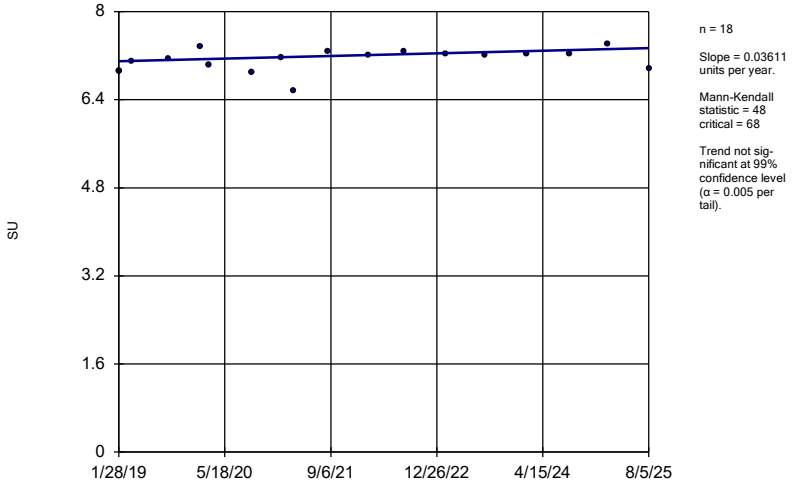

n = 18

Slope = 0.03611 units per year.

Mann-Kendall statistic = 48
critical = 68

Trend not significant at 99% confidence level (α = 0.005 per tail).

Constituent: pH, Field Analysis Run 9/23/2025 11:02 AM View: Appendix III - Upgradient Wells
Plant McIntosh Client: Southern Company Data: McIntosh AP-1

Sanitas™ v.10.0.27 Software licensed to Groundwater Stats Consulting. UG

Sen's Slope Estimator

MGWA-10 (bg)

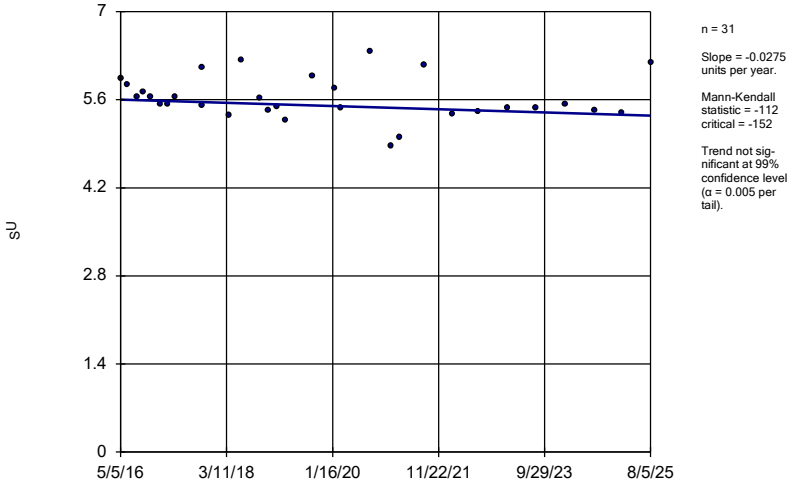

n = 31

Slope = -0.0275 units per year.

Mann-Kendall statistic = -112
critical = -152

Trend not significant at 99% confidence level (α = 0.005 per tail).

Constituent: pH, Field Analysis Run 9/23/2025 11:02 AM View: Appendix III - Upgradient Wells
Plant McIntosh Client: Southern Company Data: McIntosh AP-1

Sanitas™ v.10.0.27 Software licensed to Groundwater Stats Consulting. UG

Sen's Slope Estimator

MGWA-11 (bg)

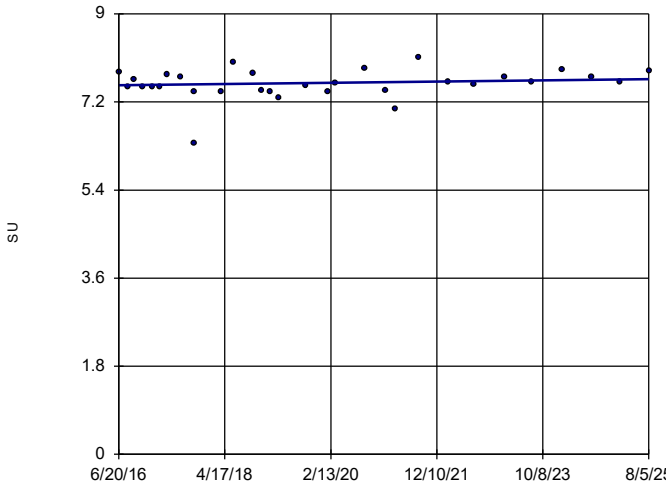

n = 31

Slope = 0.01313 units per year.

Mann-Kendall statistic = 63
critical = 152

Trend not significant at 99% confidence level (α = 0.005 per tail).

Constituent: pH, Field Analysis Run 9/23/2025 11:02 AM View: Appendix III - Upgradient Wells
Plant McIntosh Client: Southern Company Data: McIntosh AP-1

Sanitas™ v.10.0.27 Software licensed to Groundwater Stats Consulting. UG
Hollow symbols indicate censored values.

Sen's Slope Estimator

MGWA-5 (bg)

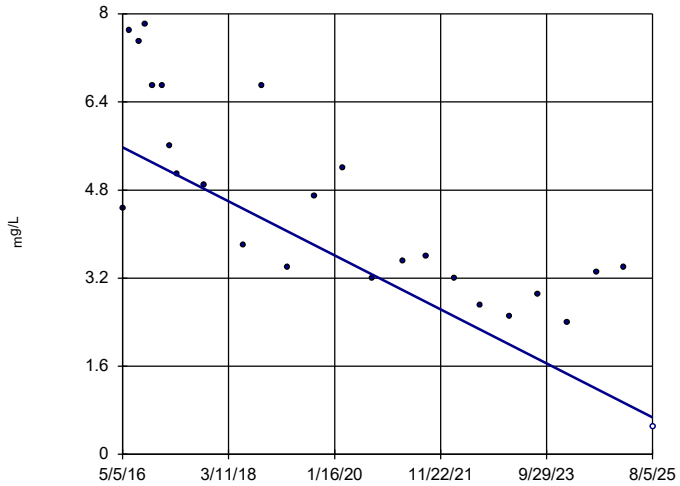

n = 25

Slope = -0.5297 units per year.

Mann-Kendall statistic = -207
critical = -111

Decreasing trend significant at 99% confidence level (α = 0.005 per tail).

Constituent: Sulfate Analysis Run 9/23/2025 11:02 AM View: Appendix III - Upgradient Wells
Plant McIntosh Client: Southern Company Data: McIntosh AP-1

Sanitas™ v.10.0.27 Software licensed to Groundwater Stats Consulting. UG

Sen's Slope Estimator

MGWA-6 (bg)

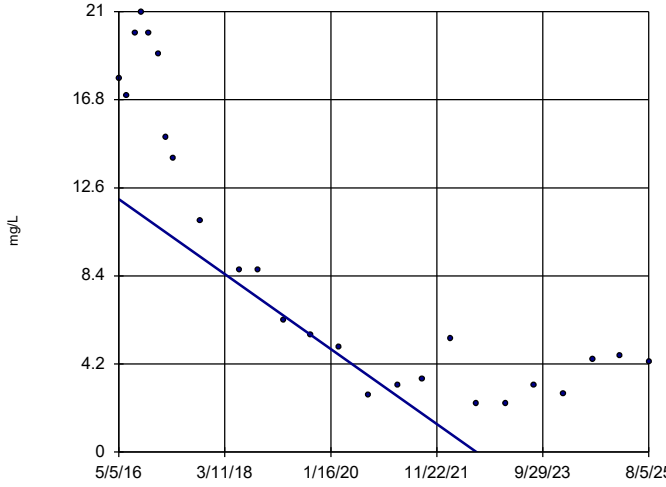

n = 25

Slope = -1.93 units per year.

Mann-Kendall statistic = -208
critical = -111

Decreasing trend significant at 99% confidence level (α = 0.005 per tail).

Constituent: Sulfate Analysis Run 9/23/2025 11:02 AM View: Appendix III - Upgradient Wells
Plant McIntosh Client: Southern Company Data: McIntosh AP-1

Sanitas™ v.10.0.27 Software licensed to Groundwater Stats Consulting. UG

Sen's Slope Estimator

MGWA-6A (bg)

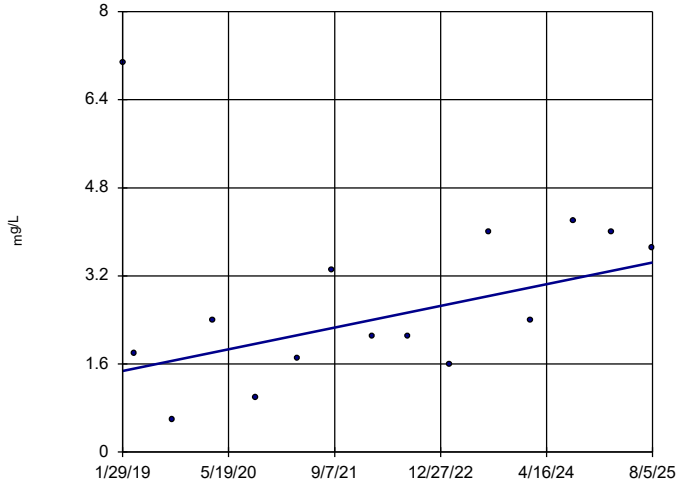

n = 15

Slope = 0.3028 units per year.

Mann-Kendall statistic = 32
critical = 53

Trend not significant at 99% confidence level (α = 0.005 per tail).

Constituent: Sulfate Analysis Run 9/23/2025 11:02 AM View: Appendix III - Upgradient Wells
Plant McIntosh Client: Southern Company Data: McIntosh AP-1

Sanitas™ v.10.0.27 Software licensed to Groundwater Stats Consulting. UG
Hollow symbols indicate censored values.

Sen's Slope Estimator

MGWA-10 (bg)

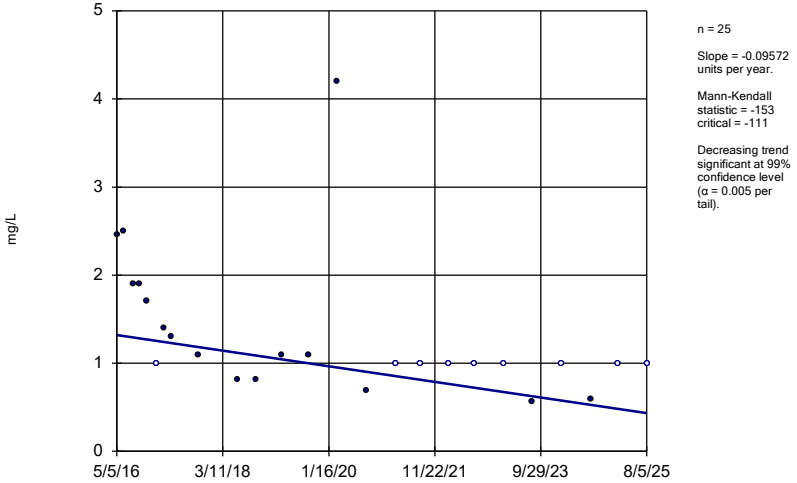

n = 25

Slope = -0.09572 units per year.

Mann-Kendall statistic = -153
critical = -111

Decreasing trend significant at 99% confidence level (α = 0.005 per tail).

Constituent: Sulfate Analysis Run 9/23/2025 11:02 AM View: Appendix III - Upgradient Wells
Plant McIntosh Client: Southern Company Data: McIntosh AP-1

Sanitas™ v.10.0.27 Software licensed to Groundwater Stats Consulting. UG
Hollow symbols indicate censored values.

Sen's Slope Estimator

MGWA-11 (bg)

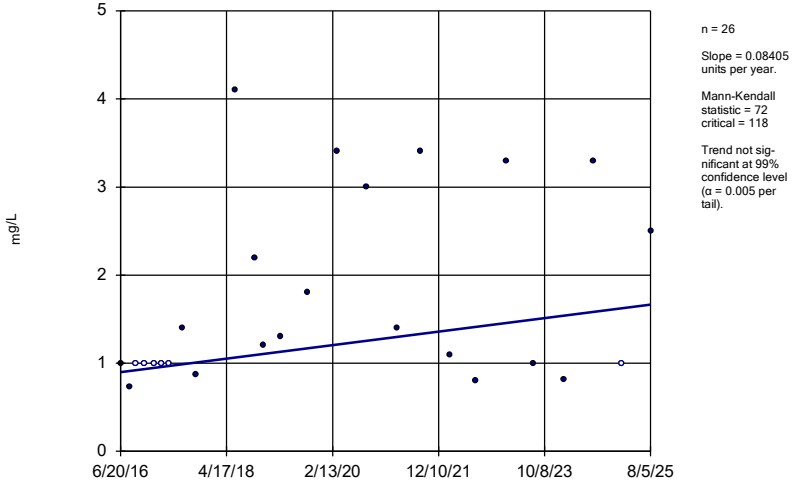

n = 26

Slope = 0.08405 units per year.

Mann-Kendall statistic = 72
critical = 118

Trend not significant at 99% confidence level (α = 0.005 per tail).

Constituent: Sulfate Analysis Run 9/23/2025 11:02 AM View: Appendix III - Upgradient Wells
Plant McIntosh Client: Southern Company Data: McIntosh AP-1

Sanitas™ v.10.0.27 Software licensed to Groundwater Stats Consulting. UG

Sen's Slope Estimator

MGWA-5 (bg)

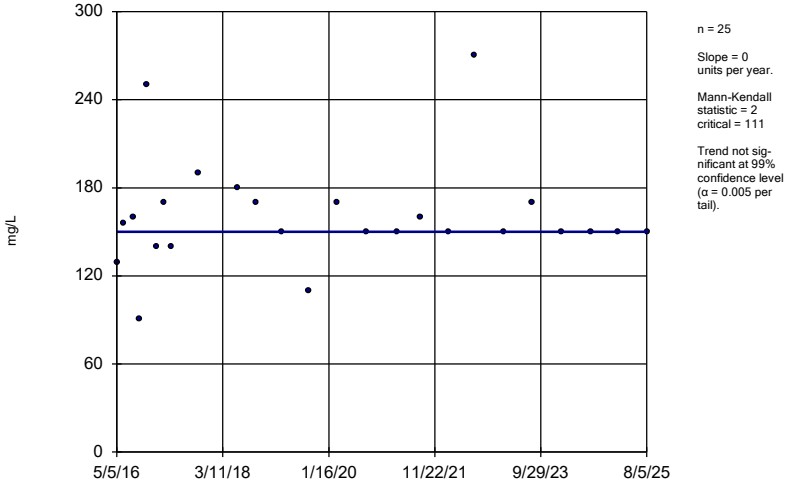

n = 25

Slope = 0 units per year.

Mann-Kendall statistic = 2
critical = 111

Trend not significant at 99% confidence level (α = 0.005 per tail).

Constituent: TDS Analysis Run 9/23/2025 11:02 AM View: Appendix III - Upgradient Wells
Plant McIntosh Client: Southern Company Data: McIntosh AP-1

Sanitas™ v.10.0.27 Software licensed to Groundwater Stats Consulting. UG

Sen's Slope Estimator

MGWA-6 (bg)

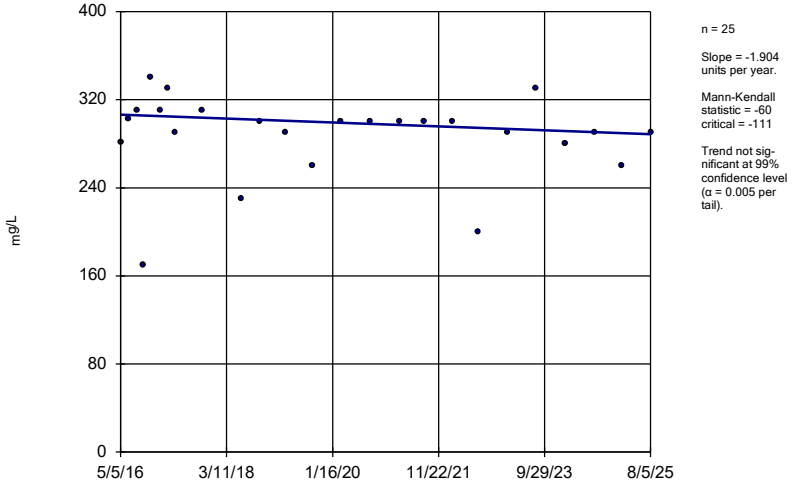

n = 25

Slope = -1.904 units per year.

Mann-Kendall statistic = -60
critical = -111

Trend not significant at 99% confidence level (α = 0.005 per tail).

Constituent: TDS Analysis Run 9/23/2025 11:02 AM View: Appendix III - Upgradient Wells
Plant McIntosh Client: Southern Company Data: McIntosh AP-1

Sanitas™ v.10.0.27 Software licensed to Groundwater Stats Consulting. UG

Sen's Slope Estimator

MGWA-6A (bg)

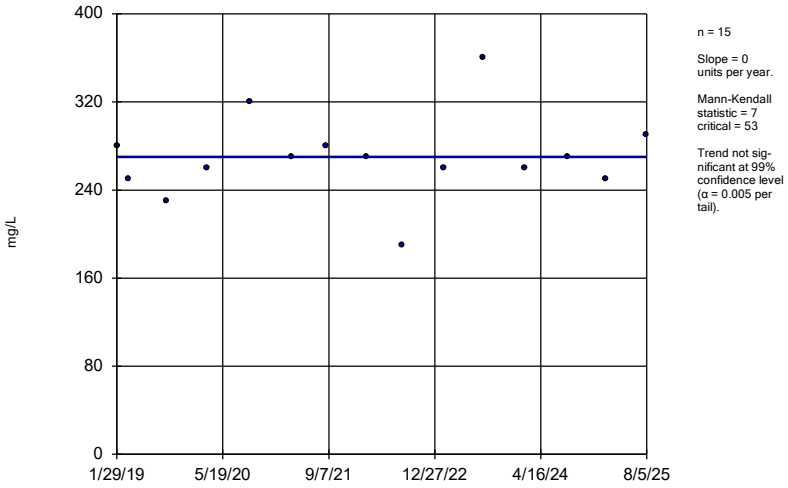

n = 15

Slope = 0 units per year.

Mann-Kendall statistic = 7 critical = 53

Trend not significant at 99% confidence level (α = 0.005 per tail).

Constituent: TDS Analysis Run 9/23/2025 11:02 AM View: Appendix III - Upgradient Wells

Plant McIntosh Client: Southern Company Data: McIntosh AP-1

Sanitas™ v.10.0.27 Software licensed to Groundwater Stats Consulting. UG

Sen's Slope Estimator

MGWA-10 (bg)

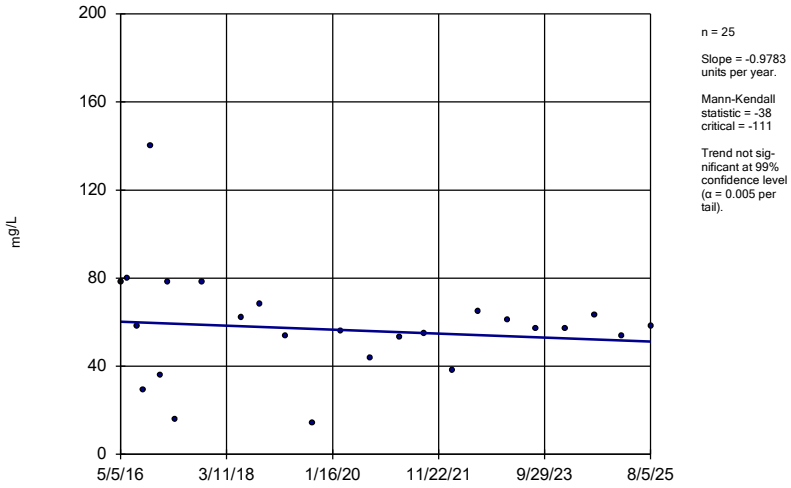

n = 25

Slope = -0.9783 units per year.

Mann-Kendall statistic = -38 critical = -111

Trend not significant at 99% confidence level (α = 0.005 per tail).

Constituent: TDS Analysis Run 9/23/2025 11:02 AM View: Appendix III - Upgradient Wells

Plant McIntosh Client: Southern Company Data: McIntosh AP-1

Sanitas™ v.10.0.27 Software licensed to Groundwater Stats Consulting. UG

Sen's Slope Estimator

MGWA-11 (bg)

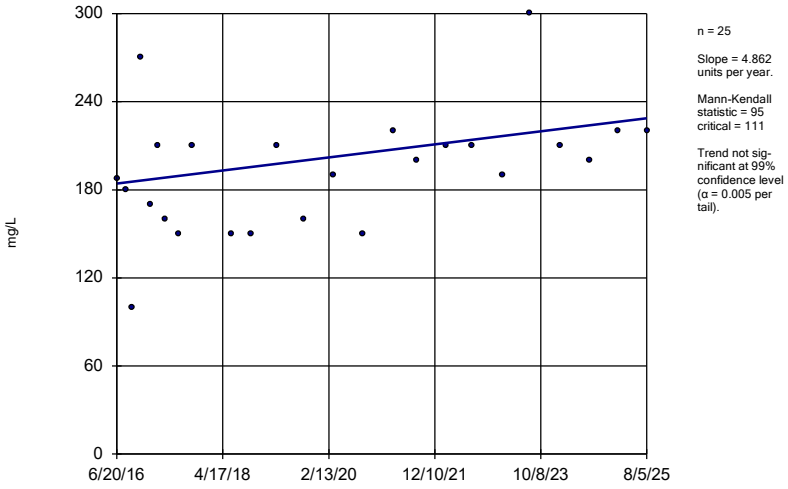

n = 25

Slope = 4.862 units per year.

Mann-Kendall statistic = 95 critical = 111

Trend not significant at 99% confidence level (α = 0.005 per tail).

Constituent: TDS Analysis Run 9/23/2025 11:02 AM View: Appendix III - Upgradient Wells

Plant McIntosh Client: Southern Company Data: McIntosh AP-1

Appendix IV - Upgradient Wells Trend Tests - Significant Results

Plant McIntosh Client: Southern Company Data: McIntosh AP-1 Printed 9/24/2025, 10:24 AM

Constituent	Well	Slope	Calc.	Critical	Sig.	N	%NDs	Normality	Xform	Alpha	Method
Arsenic (mg/L)	**MGWA-6 (bg)**	**-0.002072**	**-198**	**-106**	**Yes**	**29**	**0**	**n/a**	**n/a**	**0.05**	**NP**
Arsenic (mg/L)	**MGWA-11 (bg)**	**0.0001234**	**115**	**101**	**Yes**	**28**	**7.143**	**n/a**	**n/a**	**0.05**	**NP**
Barium (mg/L)	**MGWA-6 (bg)**	**-0.003367**	**-279**	**-101**	**Yes**	**28**	**0**	**n/a**	**n/a**	**0.05**	**NP**
Barium (mg/L)	**MGWA-6A (bg)**	**-0.001754**	**-68**	**-49**	**Yes**	**17**	**0**	**n/a**	**n/a**	**0.05**	**NP**
Barium (mg/L)	**MGWA-10 (bg)**	**-0.0009541**	**-207**	**-101**	**Yes**	**28**	**0**	**n/a**	**n/a**	**0.05**	**NP**
Chromium (mg/L)	**MGWA-10 (bg)**	**0.0002444**	**167**	**90**	**Yes**	**26**	**0**	**n/a**	**n/a**	**0.05**	**NP**
Combined Radium 226 + 228 (pCi/L)	**MGWA-11 (bg)**	**0.05838**	**115**	**101**	**Yes**	**28**	**0**	**n/a**	**n/a**	**0.05**	**NP**
Lithium (mg/L)	**MGWA-11 (bg)**	**0.001195**	**136**	**106**	**Yes**	**29**	**0**	**n/a**	**n/a**	**0.05**	**NP**

Appendix IV - Upgradient Wells Trend Tests - All Results

Plant McIntosh Client: Southern Company Data: McIntosh AP-1 Printed 9/24/2025, 10:24 AM

Constituent	Well	Slope	Calc.	Critical	Sig.	N	%NDs	Normality	Xform	Alpha	Method
Antimony (mg/L)	MGWA-5 (bg)	0	23	81	No	24	95.83	n/a	n/a	0.05	NP
Antimony (mg/L)	MGWA-6 (bg)	0	21	81	No	24	95.83	n/a	n/a	0.05	NP
Antimony (mg/L)	MGWA-6A (bg)	0	0	41	No	15	100	n/a	n/a	0.05	NP
Antimony (mg/L)	MGWA-10 (bg)	0	24	81	No	24	87.5	n/a	n/a	0.05	NP
Antimony (mg/L)	MGWA-11 (bg)	0	-9	-81	No	24	91.67	n/a	n/a	0.05	NP
Arsenic (mg/L)	MGWA-5 (bg)	0	-6	-101	No	28	60.71	n/a	n/a	0.05	NP
Arsenic (mg/L)	**MGWA-6 (bg)**	**-0.002072**	**-198**	**-106**	**Yes**	**29**	**0**	**n/a**	**n/a**	**0.05**	**NP**
Arsenic (mg/L)	MGWA-6A (bg)	0.0005358	35	49	No	17	0	n/a	n/a	0.05	NP
Arsenic (mg/L)	MGWA-10 (bg)	0	17	101	No	28	78.57	n/a	n/a	0.05	NP
Arsenic (mg/L)	**MGWA-11 (bg)**	**0.0001234**	**115**	**101**	**Yes**	**28**	**7.143**	**n/a**	**n/a**	**0.05**	**NP**
Barium (mg/L)	MGWA-5 (bg)	0.0001977	40	101	No	28	0	n/a	n/a	0.05	NP
Barium (mg/L)	**MGWA-6 (bg)**	**-0.003367**	**-279**	**-101**	**Yes**	**28**	**0**	**n/a**	**n/a**	**0.05**	**NP**
Barium (mg/L)	**MGWA-6A (bg)**	**-0.001754**	**-68**	**-49**	**Yes**	**17**	**0**	**n/a**	**n/a**	**0.05**	**NP**
Barium (mg/L)	**MGWA-10 (bg)**	**-0.0009541**	**-207**	**-101**	**Yes**	**28**	**0**	**n/a**	**n/a**	**0.05**	**NP**
Barium (mg/L)	MGWA-11 (bg)	0.002304	97	101	No	28	0	n/a	n/a	0.05	NP
Beryllium (mg/L)	MGWA-5 (bg)	0	0	90	No	26	100	n/a	n/a	0.05	NP
Beryllium (mg/L)	MGWA-6 (bg)	0	0	90	No	26	100	n/a	n/a	0.05	NP
Beryllium (mg/L)	MGWA-6A (bg)	0	0	41	No	15	100	n/a	n/a	0.05	NP
Beryllium (mg/L)	MGWA-10 (bg)	0	16	90	No	26	88.46	n/a	n/a	0.05	NP
Beryllium (mg/L)	MGWA-11 (bg)	0	-1	-90	No	26	92.31	n/a	n/a	0.05	NP
Cadmium (mg/L)	MGWA-5 (bg)	0	0	101	No	28	100	n/a	n/a	0.05	NP
Cadmium (mg/L)	MGWA-6 (bg)	0	0	101	No	28	100	n/a	n/a	0.05	NP
Cadmium (mg/L)	MGWA-6A (bg)	0	0	49	No	17	100	n/a	n/a	0.05	NP
Cadmium (mg/L)	MGWA-10 (bg)	0	-3	-101	No	28	96.43	n/a	n/a	0.05	NP
Cadmium (mg/L)	MGWA-11 (bg)	0	0	101	No	28	100	n/a	n/a	0.05	NP
Chromium (mg/L)	MGWA-5 (bg)	0	37	90	No	26	92.31	n/a	n/a	0.05	NP
Chromium (mg/L)	MGWA-6 (bg)	0	13	90	No	26	96.15	n/a	n/a	0.05	NP
Chromium (mg/L)	MGWA-6A (bg)	0	0	41	No	15	100	n/a	n/a	0.05	NP
Chromium (mg/L)	**MGWA-10 (bg)**	**0.0002444**	**167**	**90**	**Yes**	**26**	**0**	**n/a**	**n/a**	**0.05**	**NP**
Chromium (mg/L)	MGWA-11 (bg)	0	18	90	No	26	88.46	n/a	n/a	0.05	NP
Cobalt (mg/L)	MGWA-5 (bg)	0	25	101	No	28	96.43	n/a	n/a	0.05	NP
Cobalt (mg/L)	MGWA-6 (bg)	0	7	106	No	29	44.83	n/a	n/a	0.05	NP
Cobalt (mg/L)	MGWA-6A (bg)	0.00005409	33	49	No	17	17.65	n/a	n/a	0.05	NP
Cobalt (mg/L)	MGWA-10 (bg)	0	15	106	No	29	89.66	n/a	n/a	0.05	NP
Cobalt (mg/L)	MGWA-11 (bg)	0	28	106	No	29	96.55	n/a	n/a	0.05	NP
Combined Radium 226 + 228 (pCi/L)	MGWA-5 (bg)	0.007193	13	101	No	28	0	n/a	n/a	0.05	NP
Combined Radium 226 + 228 (pCi/L)	MGWA-6 (bg)	0.03567	94	106	No	29	0	n/a	n/a	0.05	NP
Combined Radium 226 + 228 (pCi/L)	MGWA-6A (bg)	0.07067	40	49	No	17	0	n/a	n/a	0.05	NP
Combined Radium 226 + 228 (pCi/L)	MGWA-10 (bg)	0.0274	61	101	No	28	0	n/a	n/a	0.05	NP
Combined Radium 226 + 228 (pCi/L)	**MGWA-11 (bg)**	**0.05838**	**115**	**101**	**Yes**	**28**	**0**	**n/a**	**n/a**	**0.05**	**NP**
Fluoride (mg/L)	MGWA-5 (bg)	-0.0001529	-29	-96	No	27	22.22	n/a	n/a	0.05	NP
Fluoride (mg/L)	MGWA-6 (bg)	-3.8e-10	-33	-96	No	27	29.63	n/a	n/a	0.05	NP
Fluoride (mg/L)	MGWA-6A (bg)	0.005624	39	45	No	16	25	n/a	n/a	0.05	NP
Fluoride (mg/L)	MGWA-10 (bg)	0	10	96	No	27	70.37	n/a	n/a	0.05	NP
Fluoride (mg/L)	MGWA-11 (bg)	-0.004242	-71	-96	No	27	14.81	n/a	n/a	0.05	NP
Lead (mg/L)	MGWA-5 (bg)	0	3	81	No	24	95.83	n/a	n/a	0.05	NP
Lead (mg/L)	MGWA-6 (bg)	0	-3	-81	No	24	95.83	n/a	n/a	0.05	NP
Lead (mg/L)	MGWA-6A (bg)	0	0	41	No	15	100	n/a	n/a	0.05	NP
Lead (mg/L)	MGWA-10 (bg)	0	-9	-81	No	24	91.67	n/a	n/a	0.05	NP
Lead (mg/L)	MGWA-11 (bg)	0	22	81	No	24	87.5	n/a	n/a	0.05	NP
Lithium (mg/L)	MGWA-5 (bg)	0.0001905	74	106	No	29	3.448	n/a	n/a	0.05	NP
Lithium (mg/L)	MGWA-6 (bg)	0	-24	-106	No	29	82.76	n/a	n/a	0.05	NP
Lithium (mg/L)	MGWA-6A (bg)	0	7	49	No	17	64.71	n/a	n/a	0.05	NP
Lithium (mg/L)	MGWA-10 (bg)	0.00008212	50	106	No	29	3.448	n/a	n/a	0.05	NP
Lithium (mg/L)	**MGWA-11 (bg)**	**0.001195**	**136**	**106**	**Yes**	**29**	**0**	**n/a**	**n/a**	**0.05**	**NP**
Mercury (mg/L)	MGWA-5 (bg)	0	0	90	No	26	100	n/a	n/a	0.05	NP
Mercury (mg/L)	MGWA-6 (bg)	0	9	90	No	26	96.15	n/a	n/a	0.05	NP
Mercury (mg/L)	MGWA-6A (bg)	0	0	41	No	15	100	n/a	n/a	0.05	NP
Mercury (mg/L)	MGWA-10 (bg)	0	0	90	No	26	100	n/a	n/a	0.05	NP
Mercury (mg/L)	MGWA-11 (bg)	0	33	90	No	26	92.31	n/a	n/a	0.05	NP
Molybdenum (mg/L)	MGWA-5 (bg)	0	5	90	No	26	57.69	n/a	n/a	0.05	NP
Molybdenum (mg/L)	MGWA-6 (bg)	0	-21	-90	No	26	96.15	n/a	n/a	0.05	NP
Molybdenum (mg/L)	MGWA-6A (bg)	0.0003842	35	41	No	15	40	n/a	n/a	0.05	NP
Molybdenum (mg/L)	MGWA-10 (bg)	0	25	90	No	26	80.77	n/a	n/a	0.05	NP
Molybdenum (mg/L)	MGWA-11 (bg)	-0.00003268	-77	-90	No	26	42.31	n/a	n/a	0.05	NP
Selenium (mg/L)	MGWA-5 (bg)	0	0	71	No	22	100	n/a	n/a	0.05	NP
Selenium (mg/L)	MGWA-6 (bg)	0	0	71	No	22	100	n/a	n/a	0.05	NP
Selenium (mg/L)	MGWA-6A (bg)	0	0	27	No	11	100	n/a	n/a	0.05	NP

Appendix IV - Upgradient Wells Trend Tests - All Results

Plant McIntosh Client: Southern Company Data: McIntosh AP-1 Printed 9/24/2025, 10:24 AM

Constituent	Well	Slope	Calc.	Critical	Sig.	N	%NDs	Normality	Xform	Alpha	Method
Selenium (mg/L)	MGWA-10 (bg)	0	41	71	No	22	77.27	n/a	n/a	0.05	NP
Selenium (mg/L)	MGWA-11 (bg)	0	3	71	No	22	95.45	n/a	n/a	0.05	NP
Thallium (mg/L)	MGWA-5 (bg)	0	-3	-90	No	26	92.31	n/a	n/a	0.05	NP
Thallium (mg/L)	MGWA-6 (bg)	0	5	90	No	26	76.92	n/a	n/a	0.05	NP
Thallium (mg/L)	MGWA-6A (bg)	0	0	41	No	15	100	n/a	n/a	0.05	NP
Thallium (mg/L)	MGWA-10 (bg)	0	-9	-90	No	26	92.31	n/a	n/a	0.05	NP
Thallium (mg/L)	MGWA-11 (bg)	0	-13	-90	No	26	80.77	n/a	n/a	0.05	NP

Sanitas™ v.10.0.27 Software licensed to Groundwater Stats Consulting. UG
Hollow symbols indicate censored values.

Sen's Slope Estimator

MGWA-5 (bg)

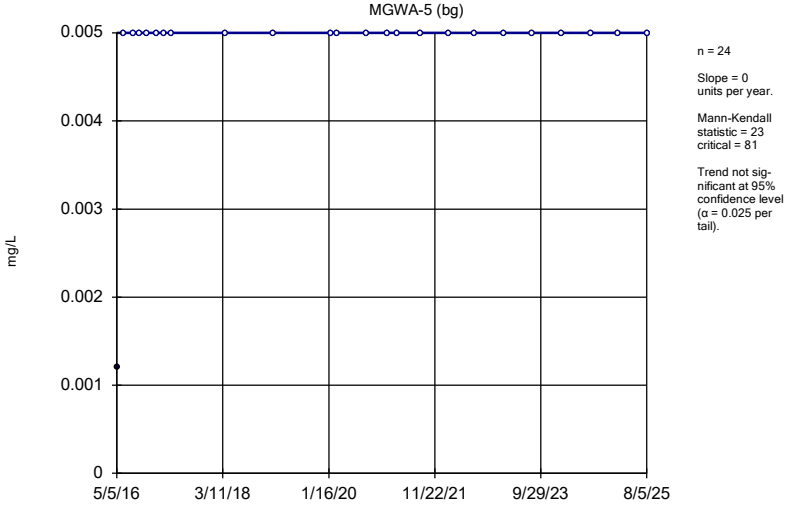

n = 24

Slope = 0 units per year.

Mann-Kendall statistic = 23
critical = 81

Trend not significant at 95% confidence level (α = 0.025 per tail).

Constituent: Antimony Analysis Run 9/24/2025 10:20 AM View: Appendix IV - Upgradient Wells
Plant McIntosh Client: Southern Company Data: McIntosh AP-1

Sanitas™ v.10.0.27 Software licensed to Groundwater Stats Consulting. UG
Hollow symbols indicate censored values.

Sen's Slope Estimator

MGWA-6 (bg)

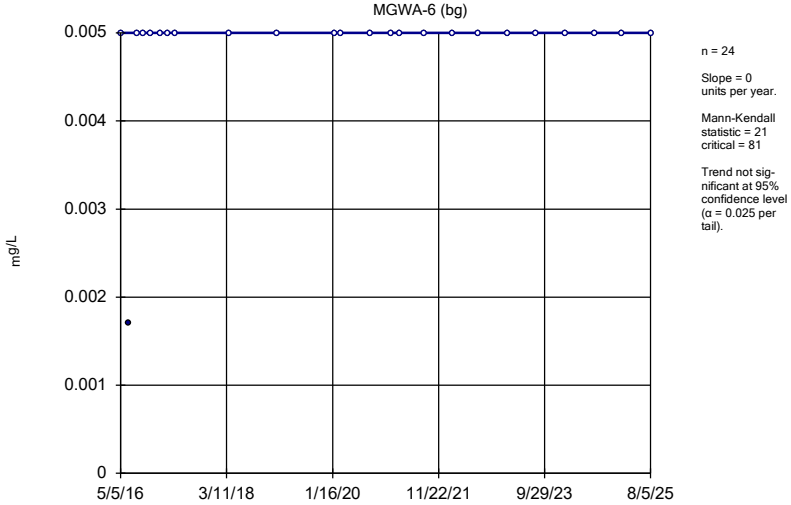

n = 24

Slope = 0 units per year.

Mann-Kendall statistic = 21
critical = 81

Trend not significant at 95% confidence level (α = 0.025 per tail).

Constituent: Antimony Analysis Run 9/24/2025 10:20 AM View: Appendix IV - Upgradient Wells
Plant McIntosh Client: Southern Company Data: McIntosh AP-1

Sanitas™ v.10.0.27 Software licensed to Groundwater Stats Consulting. UG
Hollow symbols indicate censored values.

Sen's Slope Estimator

MGWA-6A (bg)

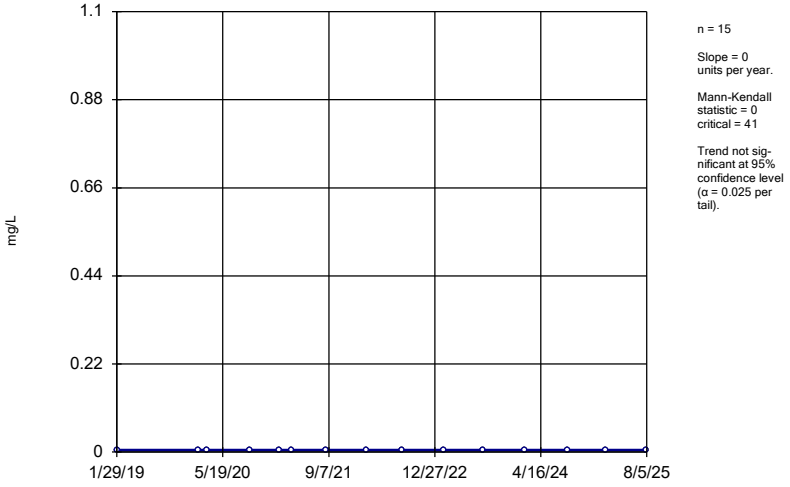

n = 15

Slope = 0 units per year.

Mann-Kendall statistic = 0
critical = 41

Trend not significant at 95% confidence level (α = 0.025 per tail).

Constituent: Antimony Analysis Run 9/24/2025 10:20 AM View: Appendix IV - Upgradient Wells
Plant McIntosh Client: Southern Company Data: McIntosh AP-1

Sanitas™ v.10.0.27 Software licensed to Groundwater Stats Consulting. UG
Hollow symbols indicate censored values.

Sen's Slope Estimator

MGWA-10 (bg)

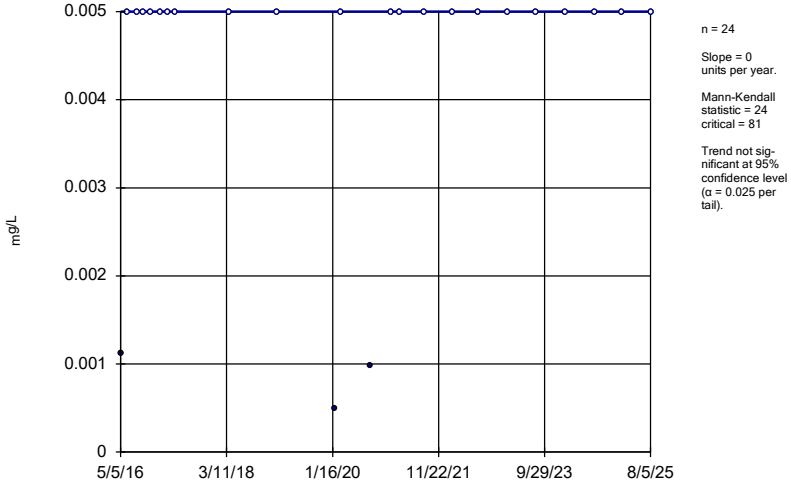

n = 24

Slope = 0 units per year.

Mann-Kendall statistic = 24
critical = 81

Trend not significant at 95% confidence level (α = 0.025 per tail).

Constituent: Antimony Analysis Run 9/24/2025 10:20 AM View: Appendix IV - Upgradient Wells
Plant McIntosh Client: Southern Company Data: McIntosh AP-1

Sanitas™ v.10.0.27 Software licensed to Groundwater Stats Consulting. UG
Hollow symbols indicate censored values.

Sen's Slope Estimator

MGWA-11 (bg)

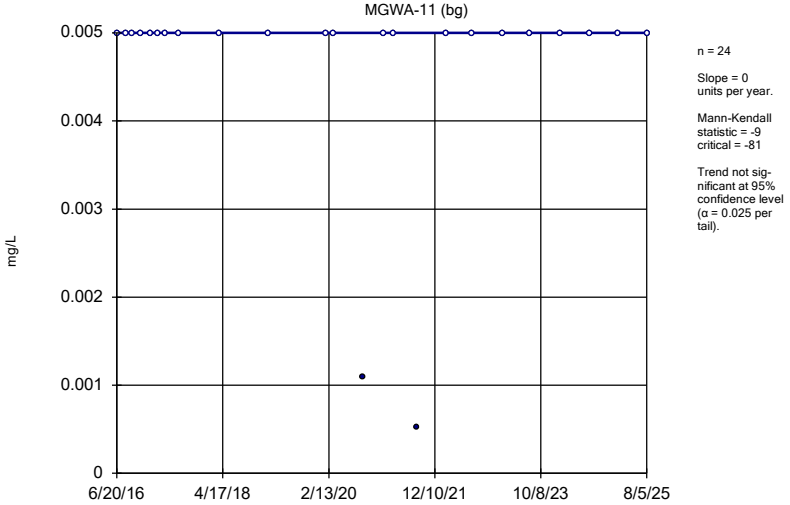

n = 24

Slope = 0
units per year.

Mann-Kendall
statistic = -9
critical = -81

Trend not sig-
nificant at 95%
confidence level
(α = 0.025 per
tail).

Constituent: Antimony Analysis Run 9/24/2025 10:20 AM View: Appendix IV - Upgradient Wells
Plant McIntosh Client: Southern Company Data: McIntosh AP-1

Sanitas™ v.10.0.27 Software licensed to Groundwater Stats Consulting. UG
Hollow symbols indicate censored values.

Sen's Slope Estimator

MGWA-5 (bg)

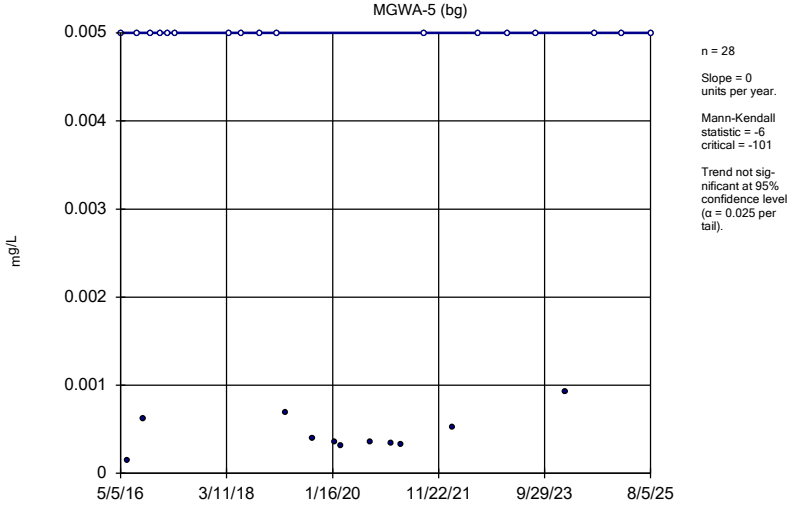

n = 28

Slope = 0
units per year.

Mann-Kendall
statistic = -6
critical = -101

Trend not sig-
nificant at 95%
confidence level
(α = 0.025 per
tail).

Constituent: Arsenic Analysis Run 9/24/2025 10:20 AM View: Appendix IV - Upgradient Wells
Plant McIntosh Client: Southern Company Data: McIntosh AP-1

Sanitas™ v.10.0.27 Software licensed to Groundwater Stats Consulting. UG

Sen's Slope Estimator

MGWA-6 (bg)

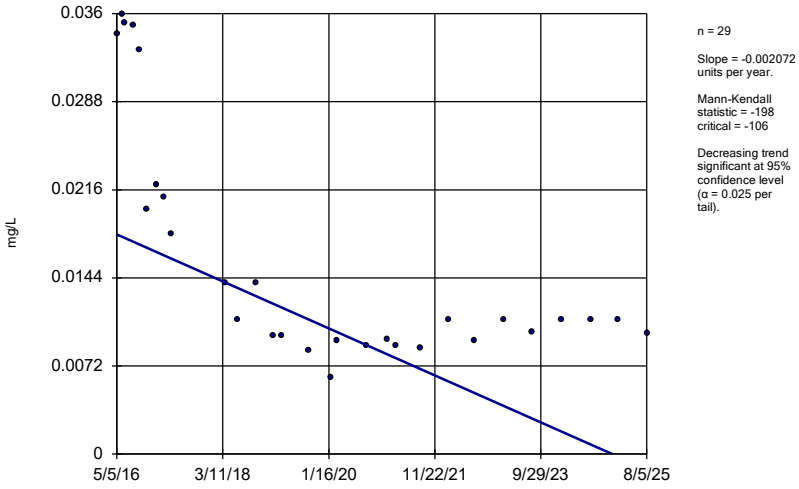

n = 29

Slope = -0.002072
units per year.

Mann-Kendall
statistic = -198
critical = -106

Decreasing trend
significant at 95%
confidence level
(α = 0.025 per
tail).

Constituent: Arsenic Analysis Run 9/24/2025 10:20 AM View: Appendix IV - Upgradient Wells
Plant McIntosh Client: Southern Company Data: McIntosh AP-1

Sanitas™ v.10.0.27 Software licensed to Groundwater Stats Consulting. UG

Sen's Slope Estimator

MGWA-6A (bg)

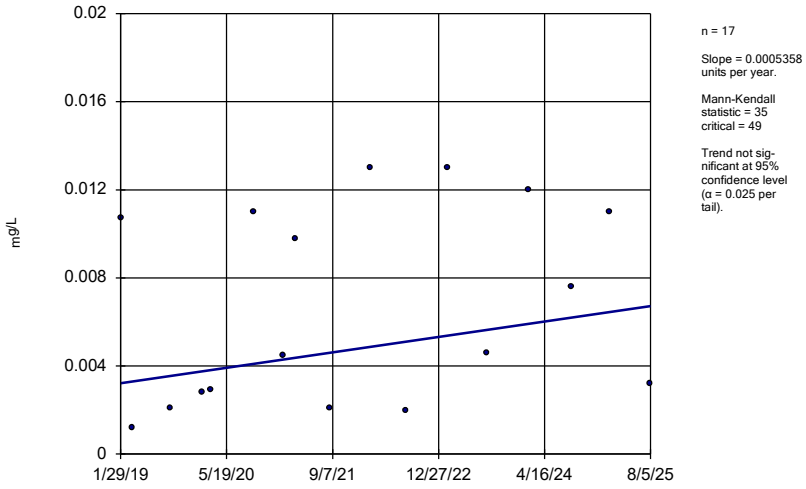

n = 17

Slope = 0.0005358
units per year.

Mann-Kendall
statistic = 35
critical = 49

Trend not sig-
nificant at 95%
confidence level
(α = 0.025 per
tail).

Constituent: Arsenic Analysis Run 9/24/2025 10:20 AM View: Appendix IV - Upgradient Wells
Plant McIntosh Client: Southern Company Data: McIntosh AP-1

Sanitas™ v.10.0.27 Software licensed to Groundwater Stats Consulting. UG
Hollow symbols indicate censored values.

Sen's Slope Estimator

MGWA-10 (bg)

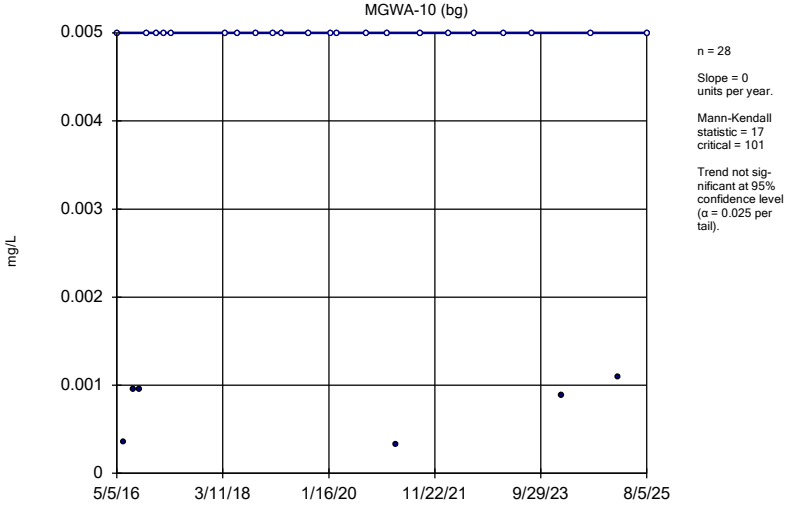

n = 28

Slope = 0 units per year.

Mann-Kendall statistic = 17
critical = 101

Trend not significant at 95% confidence level (α = 0.025 per tail).

Constituent: Arsenic Analysis Run 9/24/2025 10:20 AM View: Appendix IV - Upgradient Wells
Plant McIntosh Client: Southern Company Data: McIntosh AP-1

Sanitas™ v.10.0.27 Software licensed to Groundwater Stats Consulting. UG
Hollow symbols indicate censored values.

Sen's Slope Estimator

MGWA-11 (bg)

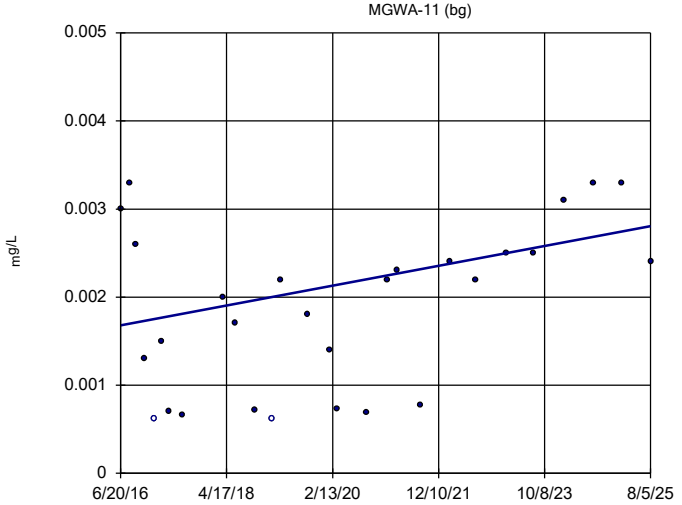

n = 28

Slope = 0.0001234 units per year.

Mann-Kendall statistic = 115
critical = 101

Increasing trend significant at 95% confidence level (α = 0.025 per tail).

Constituent: Arsenic Analysis Run 9/24/2025 10:20 AM View: Appendix IV - Upgradient Wells
Plant McIntosh Client: Southern Company Data: McIntosh AP-1

Sanitas™ v.10.0.27 Software licensed to Groundwater Stats Consulting. UG

Sen's Slope Estimator

MGWA-5 (bg)

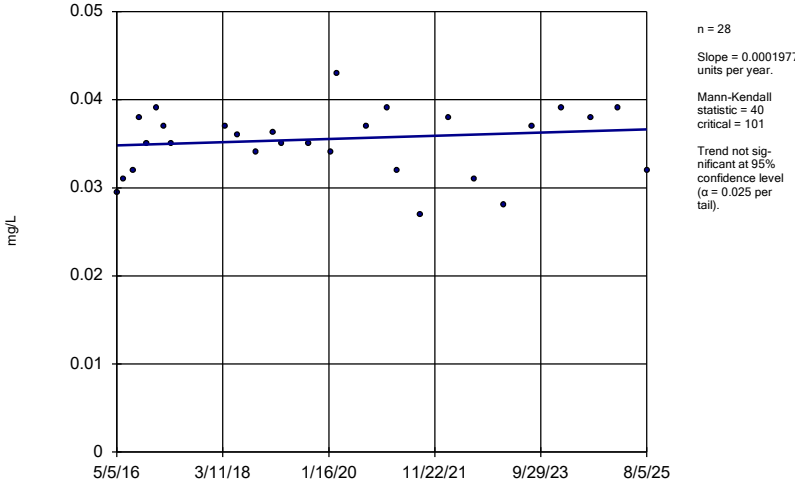

n = 28

Slope = 0.0001977 units per year.

Mann-Kendall statistic = 40
critical = 101

Trend not significant at 95% confidence level (α = 0.025 per tail).

Constituent: Barium Analysis Run 9/24/2025 10:20 AM View: Appendix IV - Upgradient Wells
Plant McIntosh Client: Southern Company Data: McIntosh AP-1

Sanitas™ v.10.0.27 Software licensed to Groundwater Stats Consulting. UG

Sen's Slope Estimator

MGWA-6 (bg)

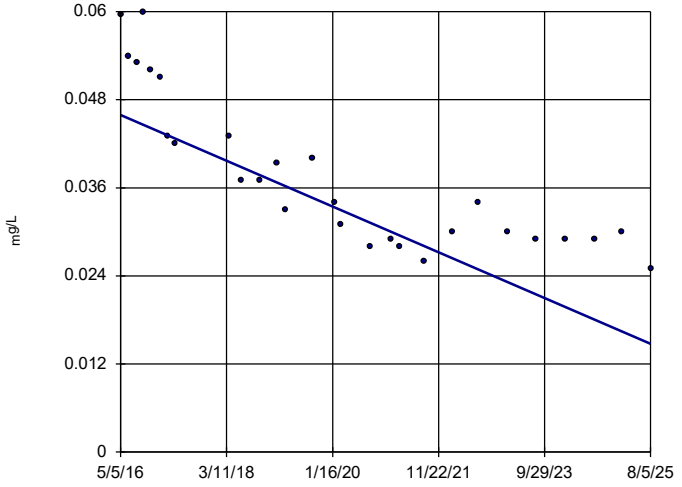

n = 28

Slope = -0.003367 units per year.

Mann-Kendall statistic = -279
critical = -101

Decreasing trend significant at 95% confidence level (α = 0.025 per tail).

Constituent: Barium Analysis Run 9/24/2025 10:20 AM View: Appendix IV - Upgradient Wells
Plant McIntosh Client: Southern Company Data: McIntosh AP-1

Sanitas™ v.10.0.27 Software licensed to Groundwater Stats Consulting. UG

Sen's Slope Estimator

MGWA-6A (bg)

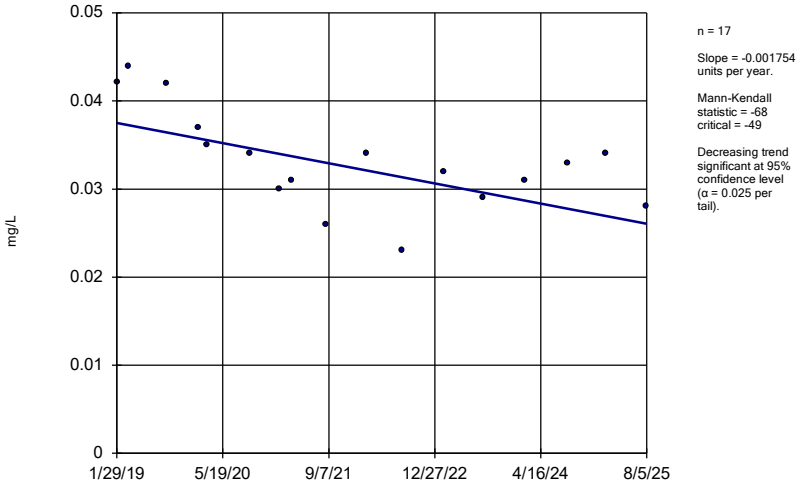

n = 17

Slope = -0.001754 units per year.

Mann-Kendall statistic = -68
critical = -49

Decreasing trend significant at 95% confidence level (α = 0.025 per tail).

Constituent: Barium Analysis Run 9/24/2025 10:20 AM View: Appendix IV - Upgradient Wells
Plant McIntosh Client: Southern Company Data: McIntosh AP-1

Sanitas™ v.10.0.27 Software licensed to Groundwater Stats Consulting. UG

Sen's Slope Estimator

MGWA-10 (bg)

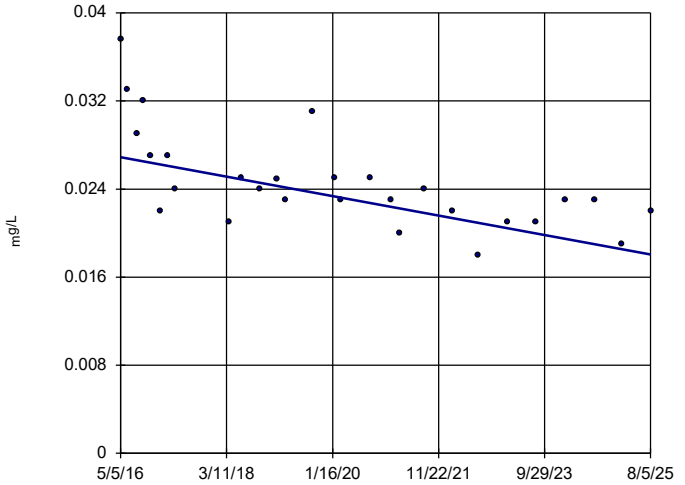

n = 28

Slope = -0.0009541 units per year.

Mann-Kendall statistic = -207
critical = -101

Decreasing trend significant at 95% confidence level (α = 0.025 per tail).

Constituent: Barium Analysis Run 9/24/2025 10:20 AM View: Appendix IV - Upgradient Wells
Plant McIntosh Client: Southern Company Data: McIntosh AP-1

Sanitas™ v.10.0.27 Software licensed to Groundwater Stats Consulting. UG

Sen's Slope Estimator

MGWA-11 (bg)

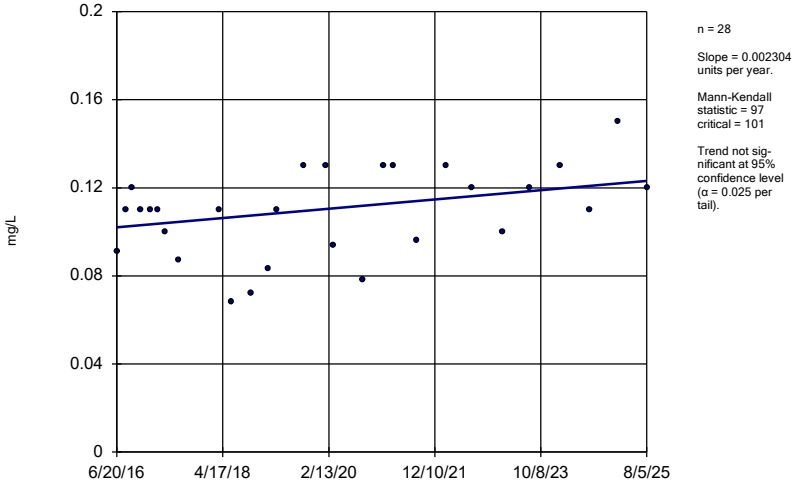

n = 28

Slope = 0.002304 units per year.

Mann-Kendall statistic = 97
critical = 101

Trend not significant at 95% confidence level (α = 0.025 per tail).

Constituent: Barium Analysis Run 9/24/2025 10:20 AM View: Appendix IV - Upgradient Wells
Plant McIntosh Client: Southern Company Data: McIntosh AP-1

Sanitas™ v.10.0.27 Software licensed to Groundwater Stats Consulting. UG
Hollow symbols indicate censored values.

Sen's Slope Estimator

MGWA-5 (bg)

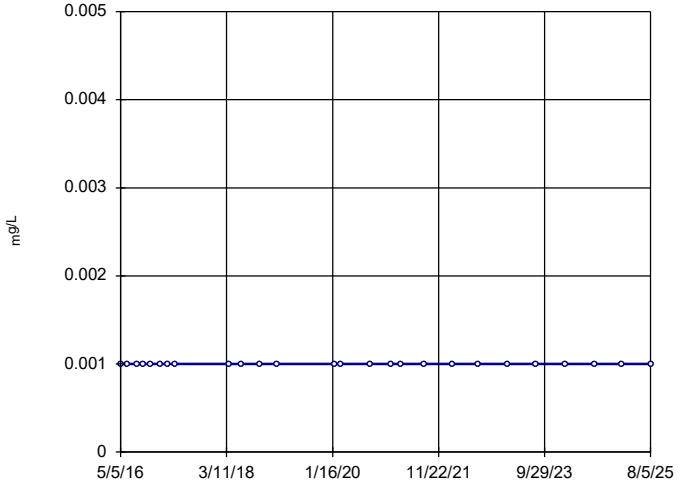

n = 26

Slope = 0
units per year.

Mann-Kendall statistic = 0
critical = 90

Trend not significant at 95% confidence level (α = 0.025 per tail).

Constituent: Beryllium Analysis Run 9/24/2025 10:20 AM View: Appendix IV - Upgradient Wells
Plant McIntosh Client: Southern Company Data: McIntosh AP-1

Sanitas™ v.10.0.27 Software licensed to Groundwater Stats Consulting. UG
Hollow symbols indicate censored values.

Sen's Slope Estimator

MGWA-6 (bg)

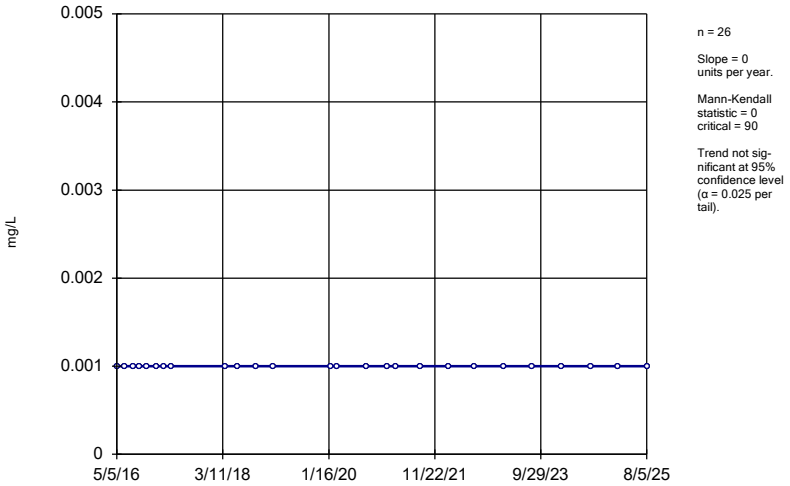

n = 26

Slope = 0 units per year.

Mann-Kendall statistic = 0 critical = 90

Trend not significant at 95% confidence level (α = 0.025 per tail).

Constituent: Beryllium Analysis Run 9/24/2025 10:20 AM View: Appendix IV - Upgradient Wells
Plant McIntosh Client: Southern Company Data: McIntosh AP-1

Sanitas™ v.10.0.27 Software licensed to Groundwater Stats Consulting. UG
Hollow symbols indicate censored values.

Sen's Slope Estimator

MGWA-6A (bg)

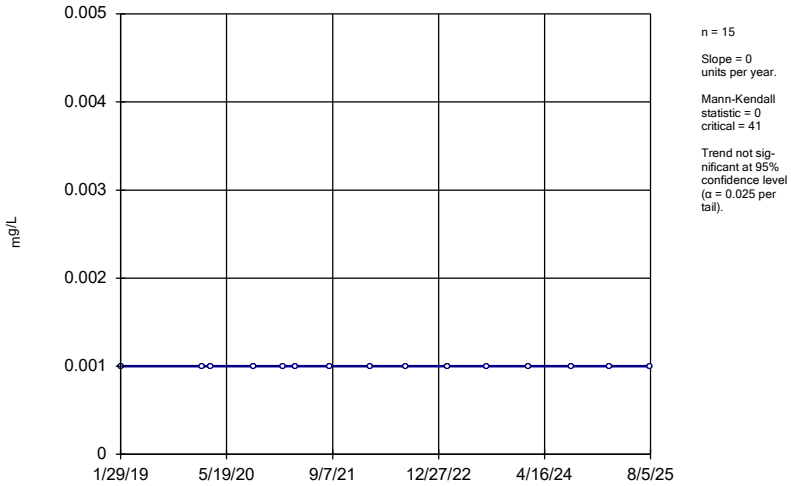

n = 15

Slope = 0 units per year.

Mann-Kendall statistic = 0 critical = 41

Trend not significant at 95% confidence level (α = 0.025 per tail).

Constituent: Beryllium Analysis Run 9/24/2025 10:20 AM View: Appendix IV - Upgradient Wells
Plant McIntosh Client: Southern Company Data: McIntosh AP-1

Sanitas™ v.10.0.27 Software licensed to Groundwater Stats Consulting. UG
Hollow symbols indicate censored values.

Sen's Slope Estimator

MGWA-10 (bg)

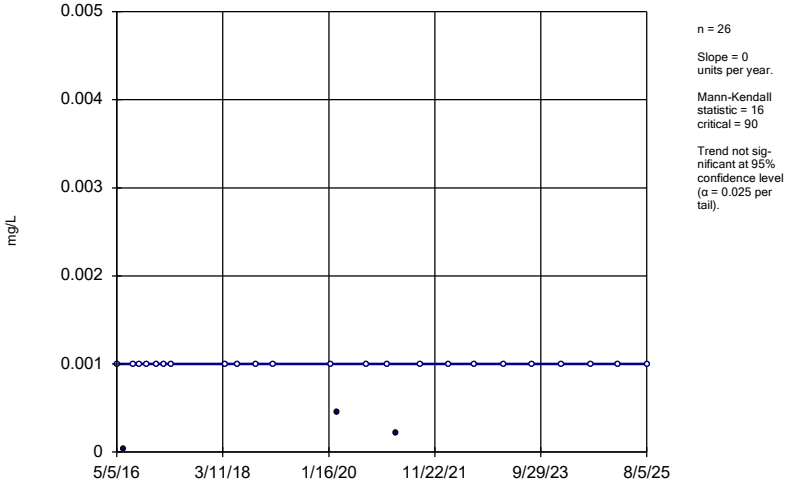

n = 26

Slope = 0 units per year.

Mann-Kendall statistic = 16 critical = 90

Trend not significant at 95% confidence level (α = 0.025 per tail).

Constituent: Beryllium Analysis Run 9/24/2025 10:20 AM View: Appendix IV - Upgradient Wells
Plant McIntosh Client: Southern Company Data: McIntosh AP-1

Sanitas™ v.10.0.27 Software licensed to Groundwater Stats Consulting. UG
Hollow symbols indicate censored values.

Sen's Slope Estimator

MGWA-11 (bg)

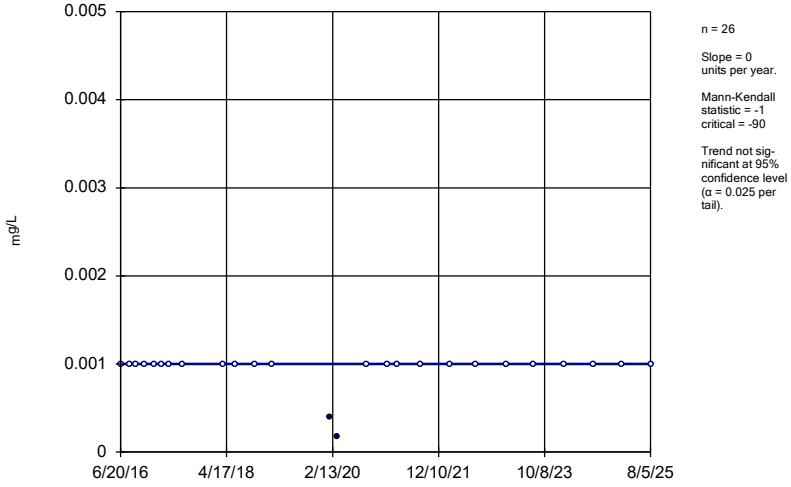

n = 26

Slope = 0 units per year.

Mann-Kendall statistic = -1 critical = -90

Trend not significant at 95% confidence level (α = 0.025 per tail).

Constituent: Beryllium Analysis Run 9/24/2025 10:20 AM View: Appendix IV - Upgradient Wells
Plant McIntosh Client: Southern Company Data: McIntosh AP-1

Sanitas™ v.10.0.27 Software licensed to Groundwater Stats Consulting. UG
Hollow symbols indicate censored values.

Sen's Slope Estimator

MGWA-5 (bg)

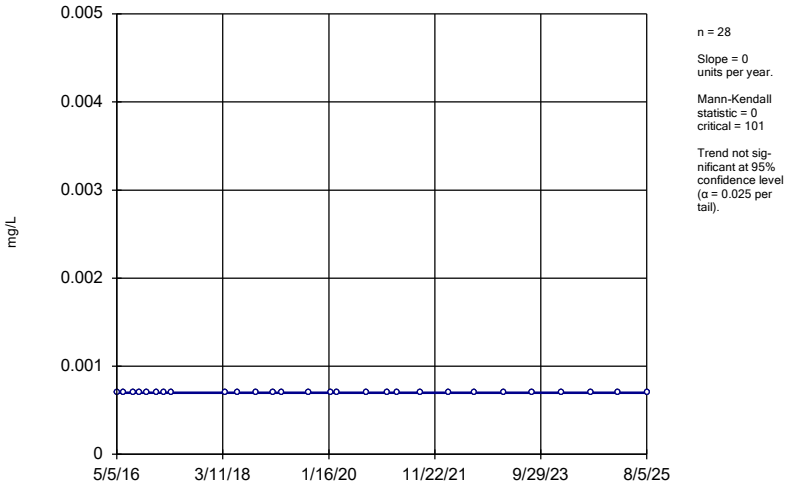

n = 28

Slope = 0 units per year.

Mann-Kendall statistic = 0
critical = 101

Trend not significant at 95% confidence level (α = 0.025 per tail).

Constituent: Cadmium Analysis Run 9/24/2025 10:20 AM View: Appendix IV - Upgradient Wells
Plant McIntosh Client: Southern Company Data: McIntosh AP-1

Sanitas™ v.10.0.27 Software licensed to Groundwater Stats Consulting. UG
Hollow symbols indicate censored values.

Sen's Slope Estimator

MGWA-6 (bg)

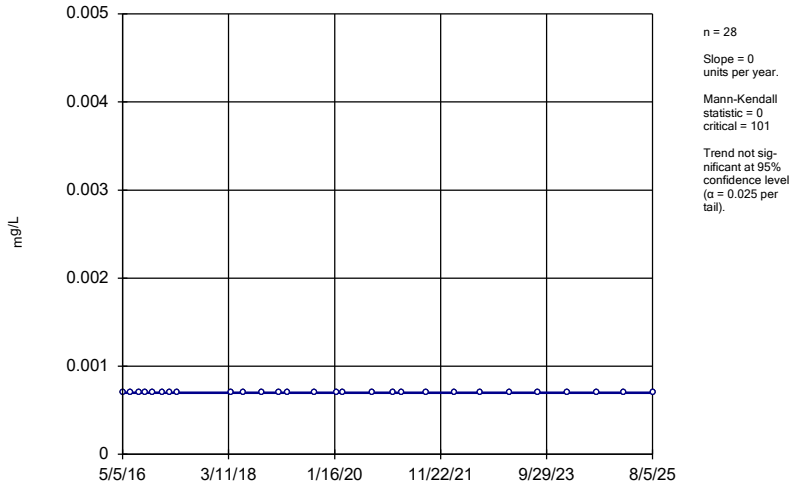

n = 28

Slope = 0 units per year.

Mann-Kendall statistic = 0
critical = 101

Trend not significant at 95% confidence level (α = 0.025 per tail).

Constituent: Cadmium Analysis Run 9/24/2025 10:20 AM View: Appendix IV - Upgradient Wells
Plant McIntosh Client: Southern Company Data: McIntosh AP-1

Sanitas™ v.10.0.27 Software licensed to Groundwater Stats Consulting. UG
Hollow symbols indicate censored values.

Sen's Slope Estimator

MGWA-6A (bg)

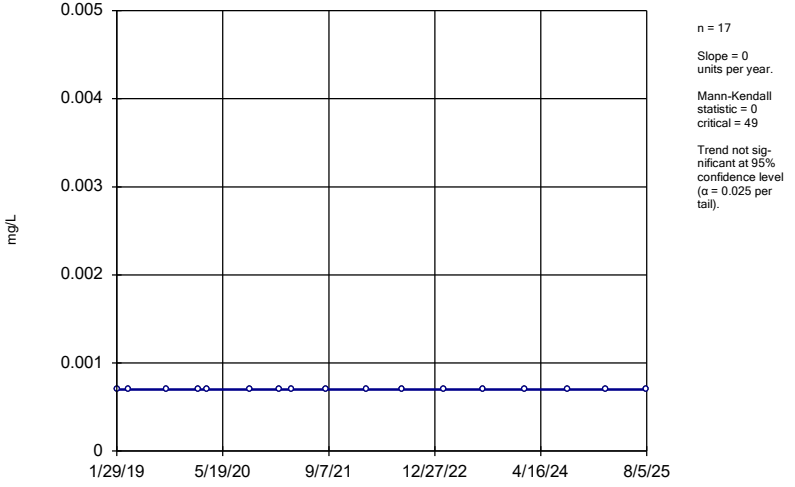

n = 17

Slope = 0 units per year.

Mann-Kendall statistic = 0
critical = 49

Trend not significant at 95% confidence level (α = 0.025 per tail).

Constituent: Cadmium Analysis Run 9/24/2025 10:20 AM View: Appendix IV - Upgradient Wells
Plant McIntosh Client: Southern Company Data: McIntosh AP-1

Sanitas™ v.10.0.27 Software licensed to Groundwater Stats Consulting. UG
Hollow symbols indicate censored values.

Sen's Slope Estimator

MGWA-10 (bg)

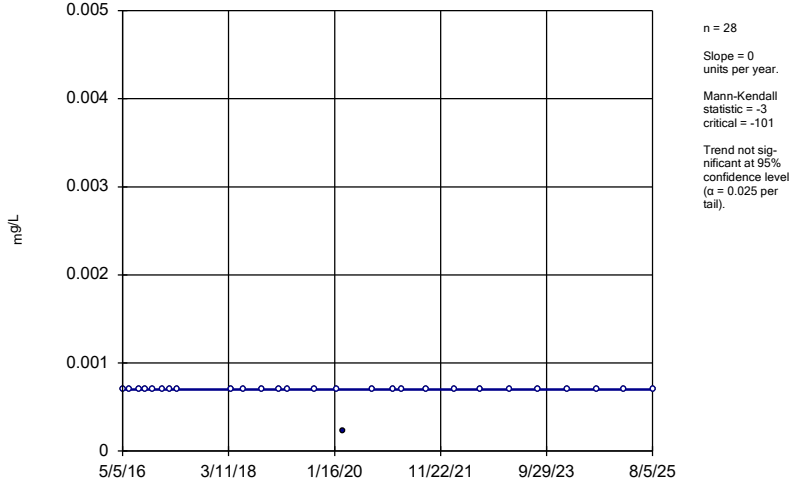

n = 28

Slope = 0 units per year.

Mann-Kendall statistic = -3
critical = -101

Trend not significant at 95% confidence level (α = 0.025 per tail).

Constituent: Cadmium Analysis Run 9/24/2025 10:20 AM View: Appendix IV - Upgradient Wells
Plant McIntosh Client: Southern Company Data: McIntosh AP-1

Sanitas™ v.10.0.27 Software licensed to Groundwater Stats Consulting. UG
Hollow symbols indicate censored values.

Sen's Slope Estimator

MGWA-11 (bg)

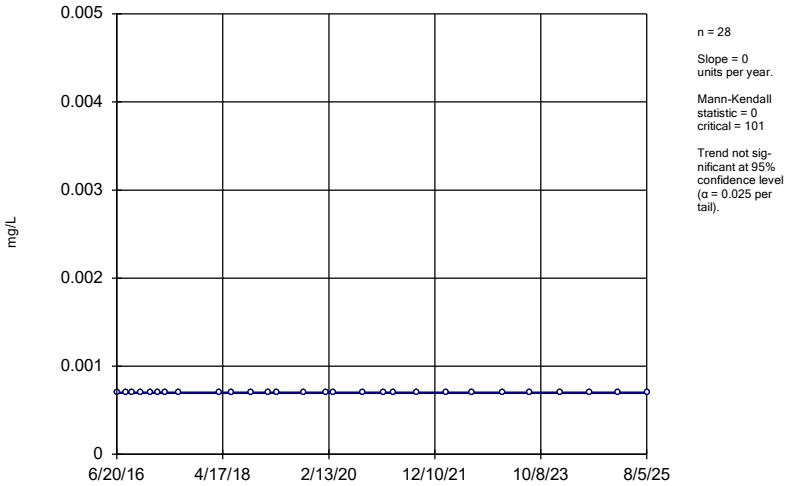

n = 28

Slope = 0 units per year.

Mann-Kendall statistic = 0
critical = 101

Trend not significant at 95% confidence level (α = 0.025 per tail).

Constituent: Cadmium Analysis Run 9/24/2025 10:20 AM View: Appendix IV - Upgradient Wells
Plant McIntosh Client: Southern Company Data: McIntosh AP-1

Sanitas™ v.10.0.27 Software licensed to Groundwater Stats Consulting. UG
Hollow symbols indicate censored values.

Sen's Slope Estimator

MGWA-5 (bg)

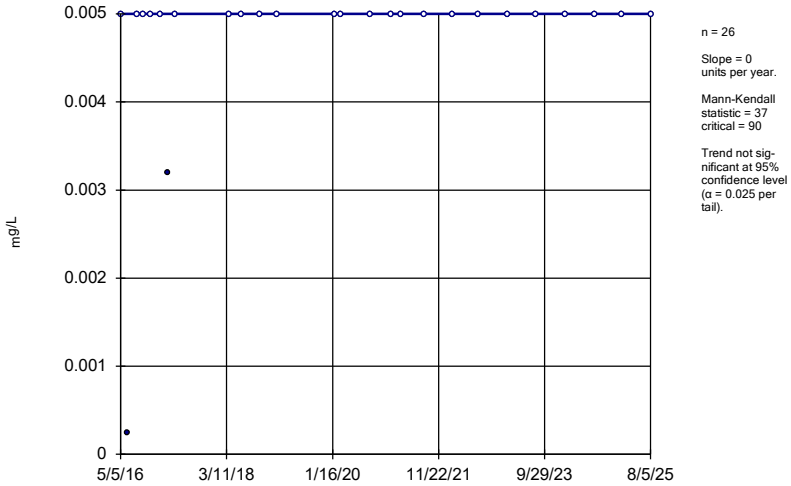

n = 26

Slope = 0 units per year.

Mann-Kendall statistic = 37
critical = 90

Trend not significant at 95% confidence level (α = 0.025 per tail).

Constituent: Chromium Analysis Run 9/24/2025 10:20 AM View: Appendix IV - Upgradient Wells
Plant McIntosh Client: Southern Company Data: McIntosh AP-1

Sanitas™ v.10.0.27 Software licensed to Groundwater Stats Consulting. UG
Hollow symbols indicate censored values.

Sen's Slope Estimator

MGWA-6 (bg)

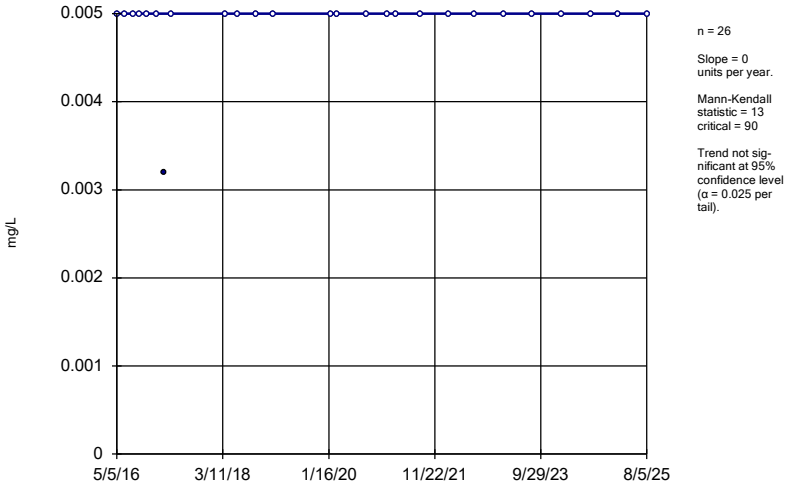

n = 26

Slope = 0 units per year.

Mann-Kendall statistic = 13
critical = 90

Trend not significant at 95% confidence level (α = 0.025 per tail).

Constituent: Chromium Analysis Run 9/24/2025 10:20 AM View: Appendix IV - Upgradient Wells
Plant McIntosh Client: Southern Company Data: McIntosh AP-1

Sanitas™ v.10.0.27 Software licensed to Groundwater Stats Consulting. UG
Hollow symbols indicate censored values.

Sen's Slope Estimator

MGWA-6A (bg)

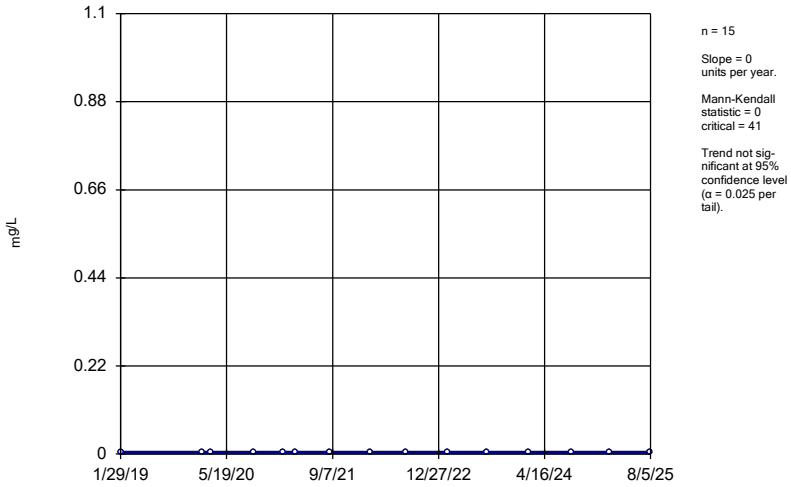

n = 15

Slope = 0 units per year.

Mann-Kendall statistic = 0
critical = 41

Trend not significant at 95% confidence level (α = 0.025 per tail).

Constituent: Chromium Analysis Run 9/24/2025 10:20 AM View: Appendix IV - Upgradient Wells
Plant McIntosh Client: Southern Company Data: McIntosh AP-1

Sanitas™ v.10.0.27 Software licensed to Groundwater Stats Consulting. UG

Sen's Slope Estimator

MGWA-10 (bg)

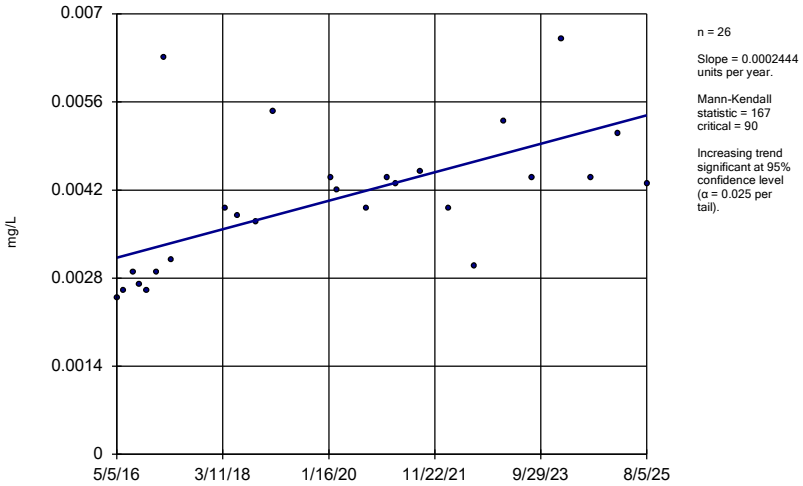

n = 26

Slope = 0.0002444 units per year.

Mann-Kendall statistic = 167
critical = 90

Increasing trend significant at 95% confidence level (α = 0.025 per tail).

Constituent: Chromium Analysis Run 9/24/2025 10:20 AM View: Appendix IV - Upgradient Wells
Plant McIntosh Client: Southern Company Data: McIntosh AP-1

Sanitas™ v.10.0.27 Software licensed to Groundwater Stats Consulting. UG
Hollow symbols indicate censored values.

Sen's Slope Estimator

MGWA-11 (bg)

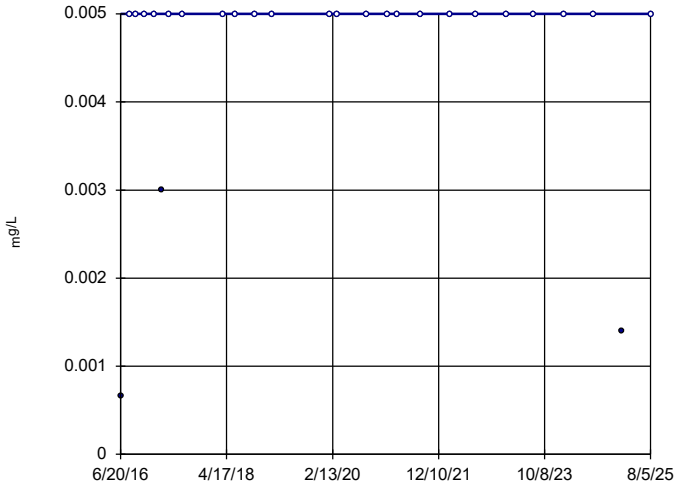

n = 26

Slope = 0 units per year.

Mann-Kendall statistic = 18
critical = 90

Trend not significant at 95% confidence level (α = 0.025 per tail).

Constituent: Chromium Analysis Run 9/24/2025 10:20 AM View: Appendix IV - Upgradient Wells
Plant McIntosh Client: Southern Company Data: McIntosh AP-1

Sanitas™ v.10.0.27 Software licensed to Groundwater Stats Consulting. UG
Hollow symbols indicate censored values.

Sen's Slope Estimator

MGWA-5 (bg)

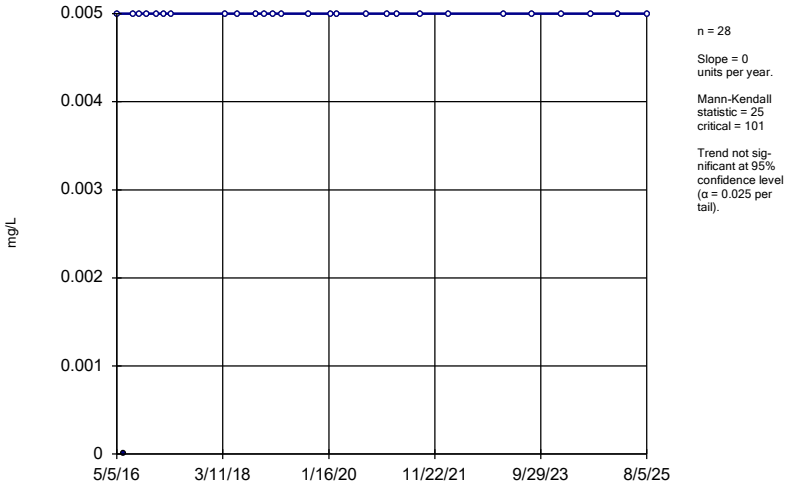

n = 28

Slope = 0 units per year.

Mann-Kendall statistic = 25
critical = 101

Trend not significant at 95% confidence level (α = 0.025 per tail).

Constituent: Cobalt Analysis Run 9/24/2025 10:20 AM View: Appendix IV - Upgradient Wells
Plant McIntosh Client: Southern Company Data: McIntosh AP-1

Sanitas™ v.10.0.27 Software licensed to Groundwater Stats Consulting. UG
Hollow symbols indicate censored values.

Sen's Slope Estimator

MGWA-6 (bg)

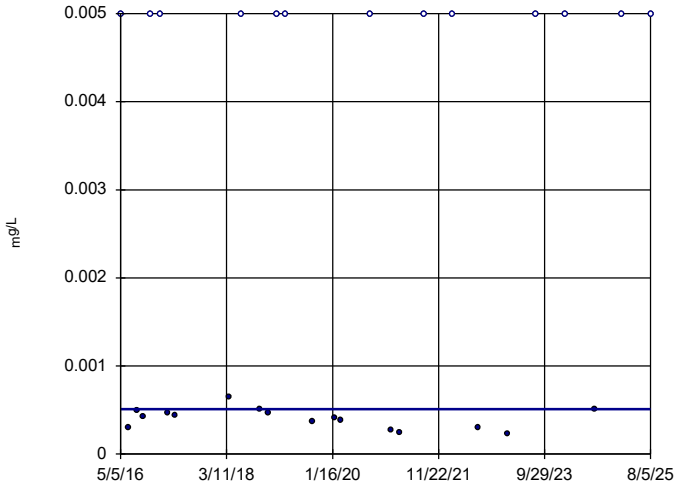

n = 29

Slope = 0 units per year.

Mann-Kendall statistic = 7
critical = 106

Trend not significant at 95% confidence level (α = 0.025 per tail).

Constituent: Cobalt Analysis Run 9/24/2025 10:20 AM View: Appendix IV - Upgradient Wells
Plant McIntosh Client: Southern Company Data: McIntosh AP-1

Sanitas™ v.10.0.27 Software licensed to Groundwater Stats Consulting. UG
Hollow symbols indicate censored values.

Sen's Slope Estimator

MGWA-6A (bg)

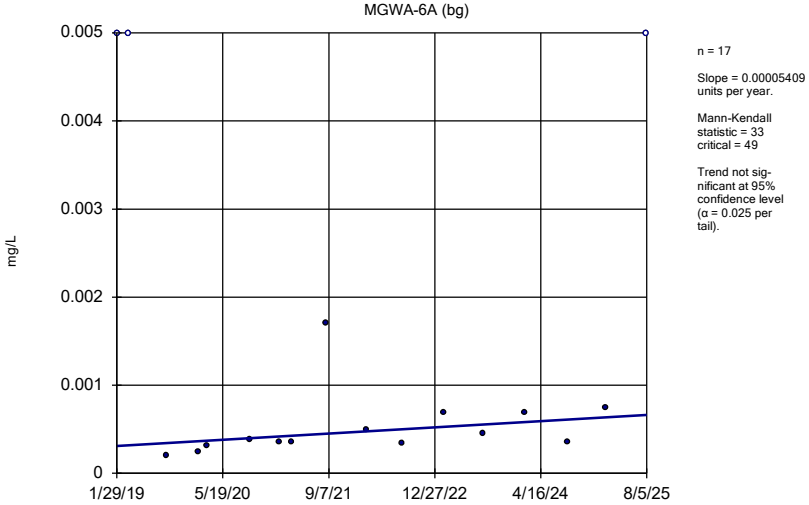

n = 17

Slope = 0.00005409 units per year.

Mann-Kendall statistic = 33
critical = 49

Trend not significant at 95% confidence level (α = 0.025 per tail).

Constituent: Cobalt Analysis Run 9/24/2025 10:20 AM View: Appendix IV - Upgradient Wells
Plant McIntosh Client: Southern Company Data: McIntosh AP-1

Sanitas™ v.10.0.27 Software licensed to Groundwater Stats Consulting. UG
Hollow symbols indicate censored values.

Sen's Slope Estimator

MGWA-10 (bg)

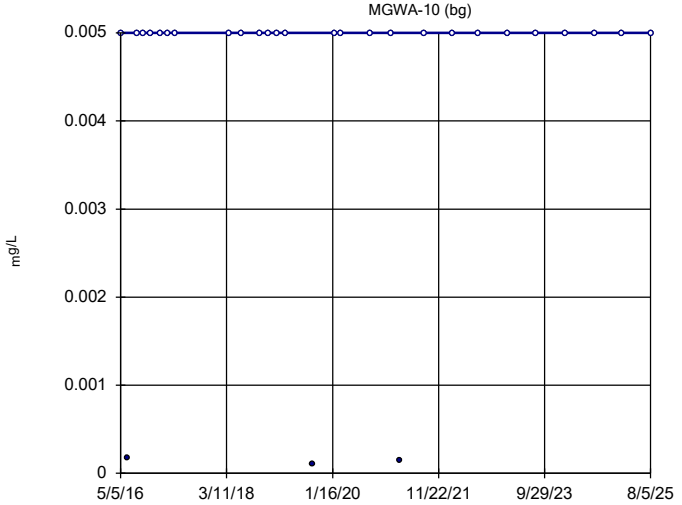

n = 29

Slope = 0 units per year.

Mann-Kendall statistic = 15
critical = 106

Trend not significant at 95% confidence level (α = 0.025 per tail).

Constituent: Cobalt Analysis Run 9/24/2025 10:20 AM View: Appendix IV - Upgradient Wells
Plant McIntosh Client: Southern Company Data: McIntosh AP-1

Sanitas™ v.10.0.27 Software licensed to Groundwater Stats Consulting. UG
Hollow symbols indicate censored values.

Sen's Slope Estimator

MGWA-11 (bg)

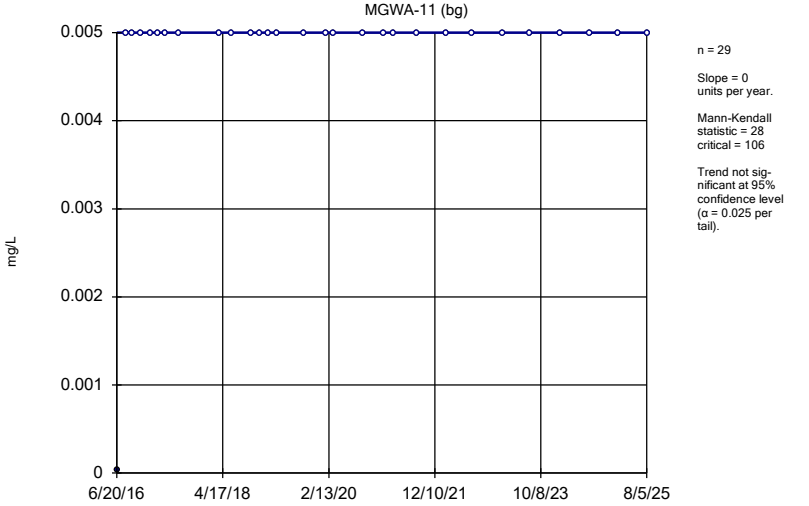

n = 29

Slope = 0 units per year.

Mann-Kendall statistic = 28
critical = 106

Trend not significant at 95% confidence level (α = 0.025 per tail).

Constituent: Cobalt Analysis Run 9/24/2025 10:20 AM View: Appendix IV - Upgradient Wells
Plant McIntosh Client: Southern Company Data: McIntosh AP-1

Sanitas™ v.10.0.27 Software licensed to Groundwater Stats Consulting. UG

Sen's Slope Estimator

MGWA-5 (bg)

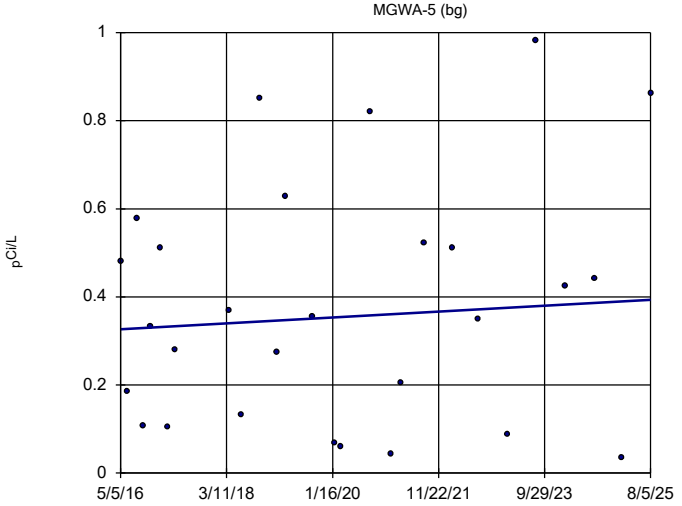

n = 28

Slope = 0.007193 units per year.

Mann-Kendall statistic = 13
critical = 101

Trend not significant at 95% confidence level (α = 0.025 per tail).

Constituent: Combined Radium 226 + 228 Analysis Run 9/24/2025 10:20 AM View: Appendix IV - Upgradi
Plant McIntosh Client: Southern Company Data: McIntosh AP-1

Sanitas™ v.10.0.27 Software licensed to Groundwater Stats Consulting. UG

Sen's Slope Estimator

MGWA-6 (bg)

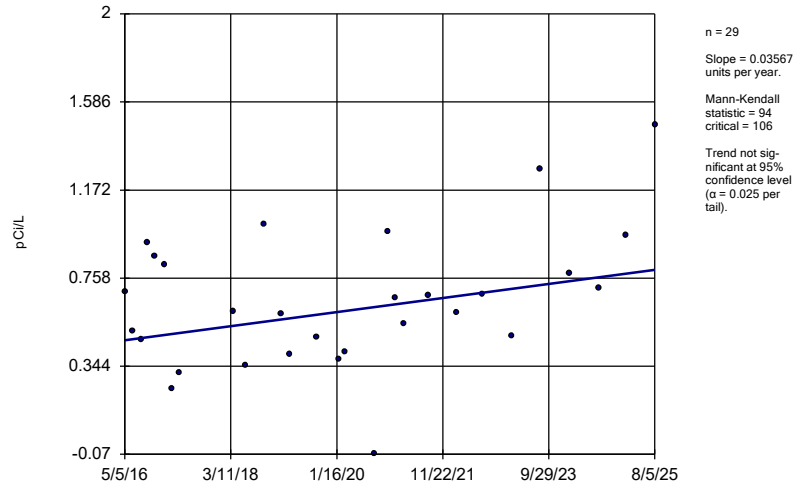

n = 29

Slope = 0.03567 units per year.

Mann-Kendall statistic = 94 critical = 106

Trend not significant at 95% confidence level (α = 0.025 per tail).

Constituent: Combined Radium 226 + 228 Analysis Run 9/24/2025 10:20 AM View: Appendix IV - Upgradi

Plant McIntosh Client: Southern Company Data: McIntosh AP-1

Sanitas™ v.10.0.27 Software licensed to Groundwater Stats Consulting. UG

Sen's Slope Estimator

MGWA-6A (bg)

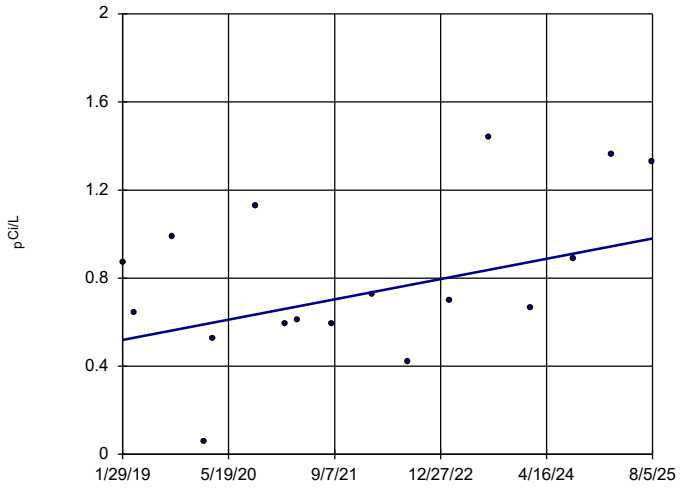

n = 17

Slope = 0.07067 units per year.

Mann-Kendall statistic = 40 critical = 49

Trend not significant at 95% confidence level (α = 0.025 per tail).

Constituent: Combined Radium 226 + 228 Analysis Run 9/24/2025 10:20 AM View: Appendix IV - Upgradi

Plant McIntosh Client: Southern Company Data: McIntosh AP-1

Sanitas™ v.10.0.27 Software licensed to Groundwater Stats Consulting. UG

Sen's Slope Estimator

MGWA-10 (bg)

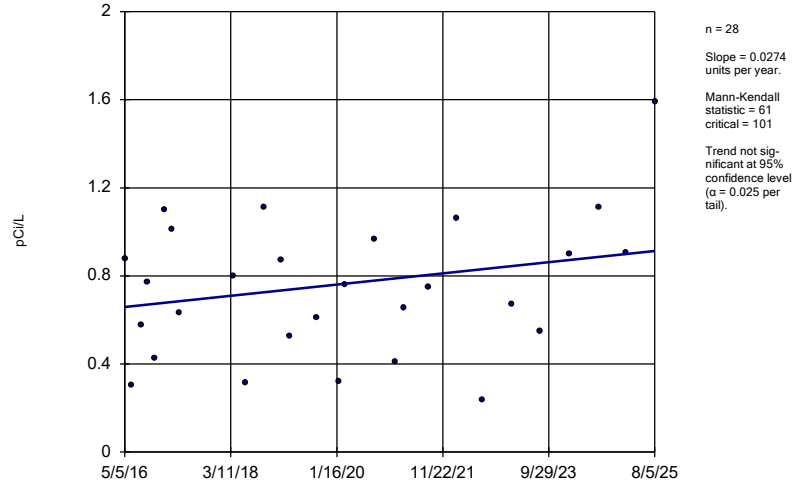

n = 28

Slope = 0.0274 units per year.

Mann-Kendall statistic = 61 critical = 101

Trend not significant at 95% confidence level (α = 0.025 per tail).

Constituent: Combined Radium 226 + 228 Analysis Run 9/24/2025 10:20 AM View: Appendix IV - Upgradi

Plant McIntosh Client: Southern Company Data: McIntosh AP-1

Sanitas™ v.10.0.27 Software licensed to Groundwater Stats Consulting. UG

Sen's Slope Estimator

MGWA-11 (bg)

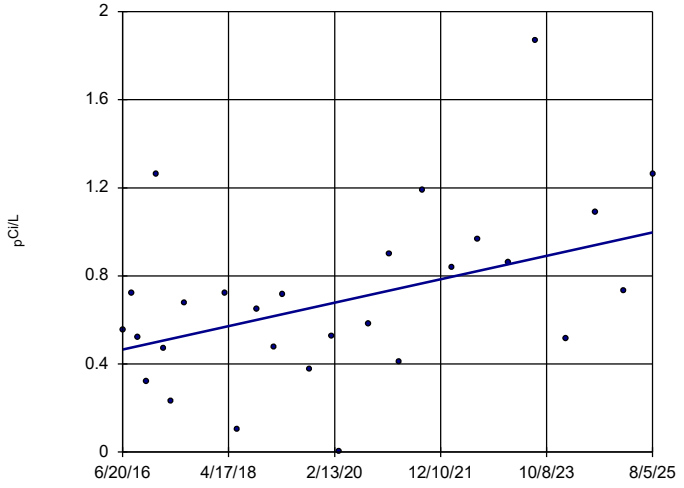

n = 28

Slope = 0.05838 units per year.

Mann-Kendall statistic = 115 critical = 101

Increasing trend significant at 95% confidence level (α = 0.025 per tail).

Constituent: Combined Radium 226 + 228 Analysis Run 9/24/2025 10:20 AM View: Appendix IV - Upgradi

Plant McIntosh Client: Southern Company Data: McIntosh AP-1

Sanitas™ v.10.0.27 Software licensed to Groundwater Stats Consulting. UG
Hollow symbols indicate censored values.

Sen's Slope Estimator

MGWA-5 (bg)

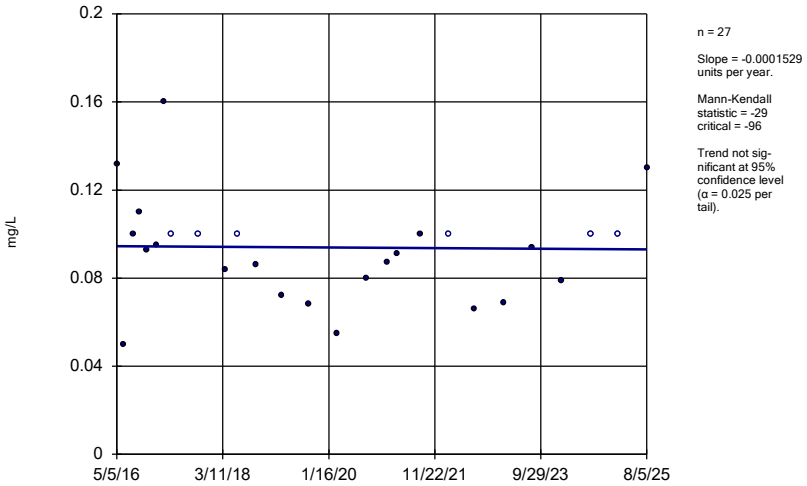

n = 27

Slope = -0.0001529 units per year.

Mann-Kendall statistic = -29
critical = -96

Trend not significant at 95% confidence level (α = 0.025 per tail).

Constituent: Fluoride Analysis Run 9/24/2025 10:20 AM View: Appendix IV - Upgradient Wells
Plant McIntosh Client: Southern Company Data: McIntosh AP-1

Sanitas™ v.10.0.27 Software licensed to Groundwater Stats Consulting. UG
Hollow symbols indicate censored values.

Sen's Slope Estimator

MGWA-6 (bg)

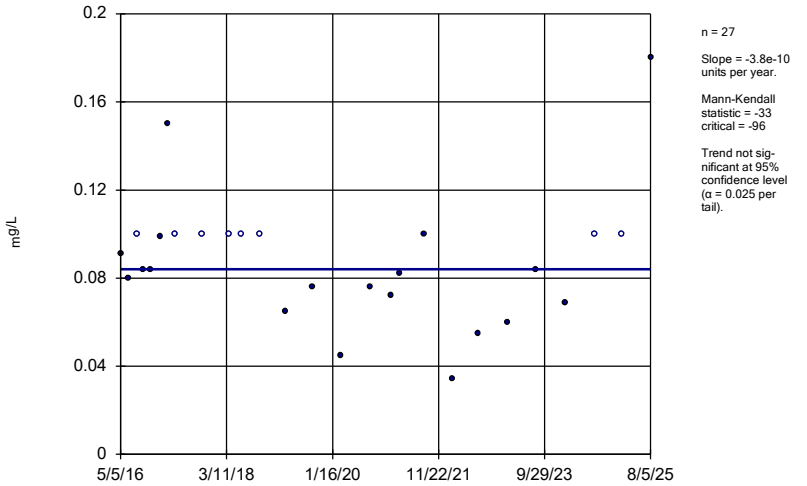

n = 27

Slope = -3.8e-10 units per year.

Mann-Kendall statistic = -33
critical = -96

Trend not significant at 95% confidence level (α = 0.025 per tail).

Constituent: Fluoride Analysis Run 9/24/2025 10:20 AM View: Appendix IV - Upgradient Wells
Plant McIntosh Client: Southern Company Data: McIntosh AP-1

Sanitas™ v.10.0.27 Software licensed to Groundwater Stats Consulting. UG
Hollow symbols indicate censored values.

Sen's Slope Estimator

MGWA-6A (bg)

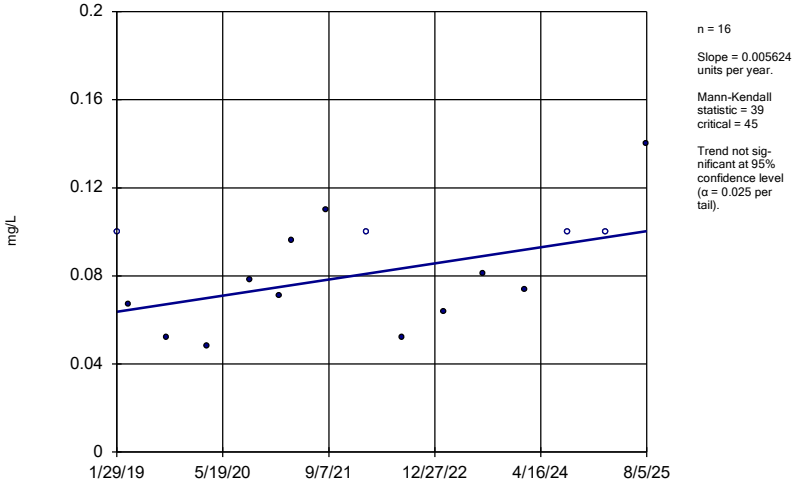

n = 16

Slope = 0.005624 units per year.

Mann-Kendall statistic = 39
critical = 45

Trend not significant at 95% confidence level (α = 0.025 per tail).

Constituent: Fluoride Analysis Run 9/24/2025 10:20 AM View: Appendix IV - Upgradient Wells
Plant McIntosh Client: Southern Company Data: McIntosh AP-1

Sanitas™ v.10.0.27 Software licensed to Groundwater Stats Consulting. UG
Hollow symbols indicate censored values.

Sen's Slope Estimator

MGWA-10 (bg)

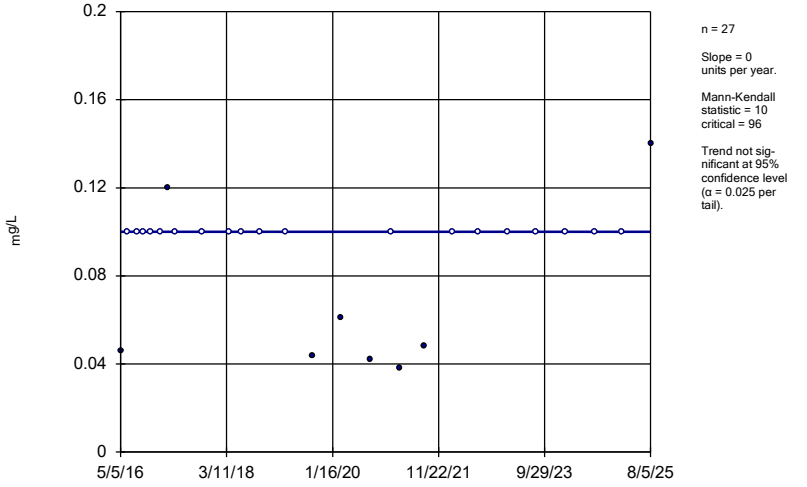

n = 27

Slope = 0 units per year.

Mann-Kendall statistic = 10
critical = 96

Trend not significant at 95% confidence level (α = 0.025 per tail).

Constituent: Fluoride Analysis Run 9/24/2025 10:20 AM View: Appendix IV - Upgradient Wells
Plant McIntosh Client: Southern Company Data: McIntosh AP-1

Sanitas™ v.10.0.27 Software licensed to Groundwater Stats Consulting. UG
Hollow symbols indicate censored values.

Sen's Slope Estimator

MGWA-11 (bg)

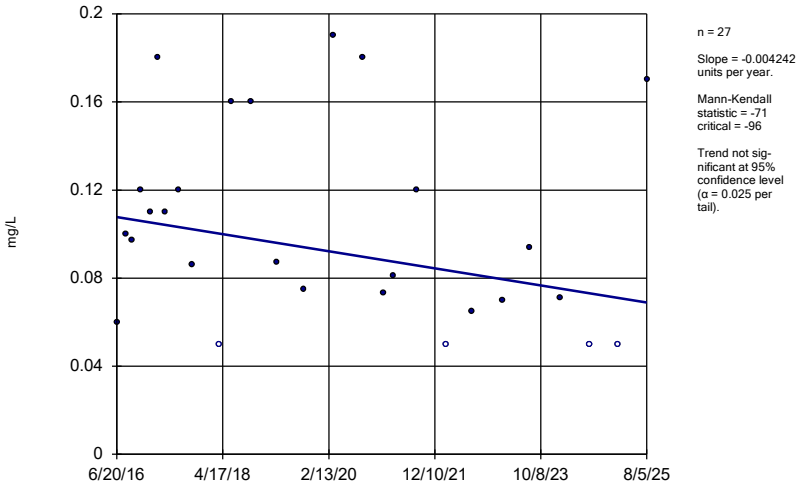

n = 27

Slope = -0.004242 units per year.

Mann-Kendall statistic = -71
critical = -96

Trend not significant at 95% confidence level (α = 0.025 per tail).

Constituent: Fluoride Analysis Run 9/24/2025 10:20 AM View: Appendix IV - Upgradient Wells
Plant McIntosh Client: Southern Company Data: McIntosh AP-1

Sanitas™ v.10.0.27 Software licensed to Groundwater Stats Consulting. UG
Hollow symbols indicate censored values.

Sen's Slope Estimator

MGWA-5 (bg)

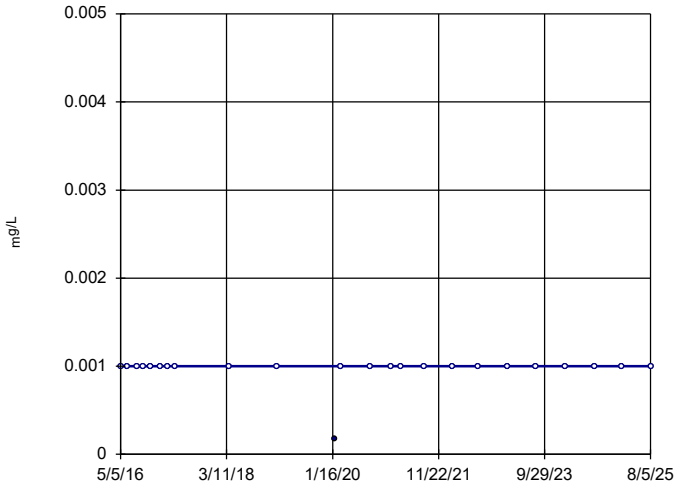

n = 24

Slope = 0 units per year.

Mann-Kendall statistic = 3
critical = 81

Trend not significant at 95% confidence level (α = 0.025 per tail).

Constituent: Lead Analysis Run 9/24/2025 10:20 AM View: Appendix IV - Upgradient Wells
Plant McIntosh Client: Southern Company Data: McIntosh AP-1

Sanitas™ v.10.0.27 Software licensed to Groundwater Stats Consulting. UG
Hollow symbols indicate censored values.

Sen's Slope Estimator

MGWA-6 (bg)

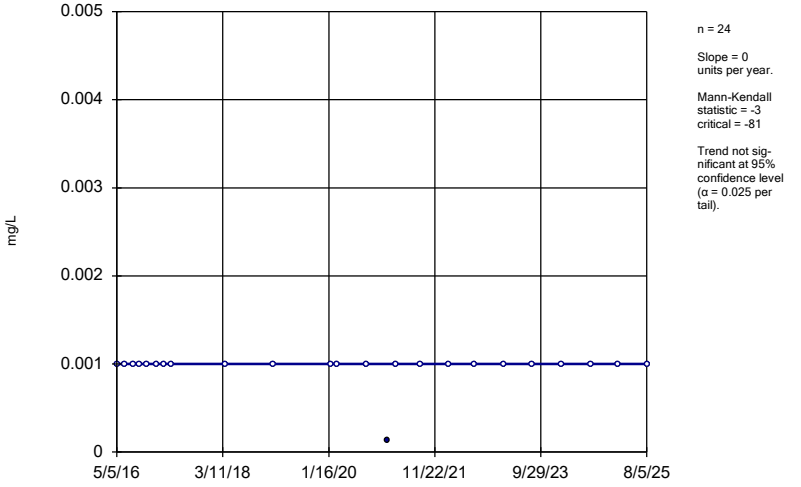

n = 24

Slope = 0 units per year.

Mann-Kendall statistic = -3
critical = -81

Trend not significant at 95% confidence level (α = 0.025 per tail).

Constituent: Lead Analysis Run 9/24/2025 10:20 AM View: Appendix IV - Upgradient Wells
Plant McIntosh Client: Southern Company Data: McIntosh AP-1

Sanitas™ v.10.0.27 Software licensed to Groundwater Stats Consulting. UG
Hollow symbols indicate censored values.

Sen's Slope Estimator

MGWA-6A (bg)

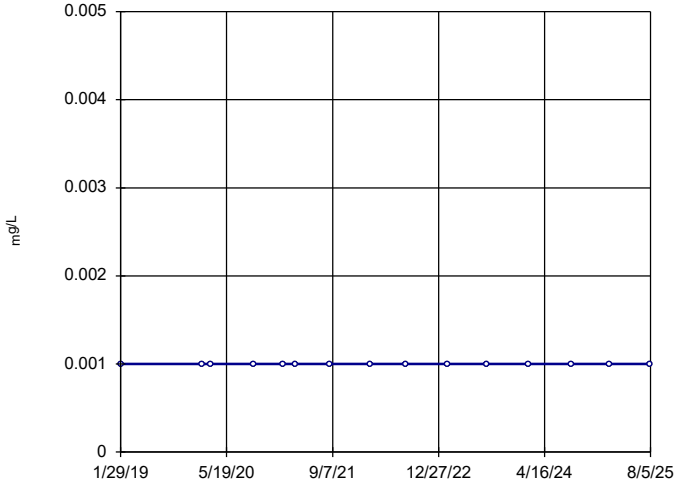

n = 15

Slope = 0 units per year.

Mann-Kendall statistic = 0
critical = 41

Trend not significant at 95% confidence level (α = 0.025 per tail).

Constituent: Lead Analysis Run 9/24/2025 10:20 AM View: Appendix IV - Upgradient Wells
Plant McIntosh Client: Southern Company Data: McIntosh AP-1

Sanitas™ v.10.0.27 Software licensed to Groundwater Stats Consulting. UG
Hollow symbols indicate censored values.

Sen's Slope Estimator

MGWA-10 (bg)

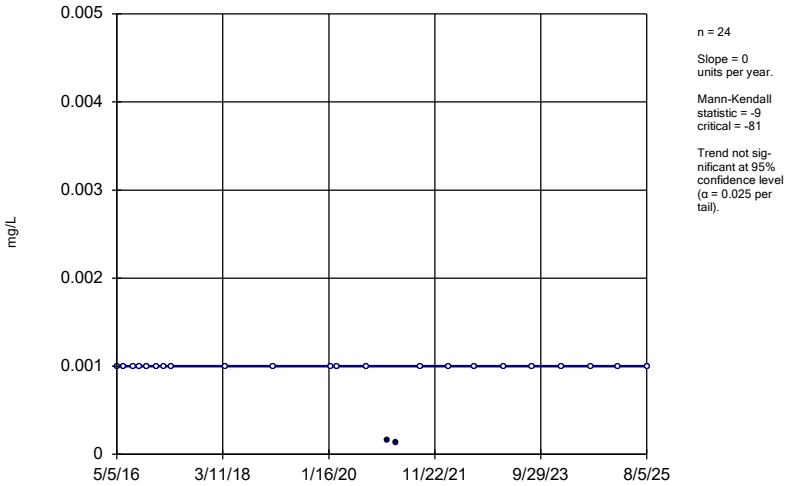

n = 24

Slope = 0
units per year.

Mann-Kendall
statistic = -9
critical = -81

Trend not sig-
nificant at 95%
confidence level
(α = 0.025 per
tail).

Constituent: Lead Analysis Run 9/24/2025 10:20 AM View: Appendix IV - Upgradient Wells
Plant McIntosh Client: Southern Company Data: McIntosh AP-1

Sanitas™ v.10.0.27 Software licensed to Groundwater Stats Consulting. UG
Hollow symbols indicate censored values.

Sen's Slope Estimator

MGWA-11 (bg)

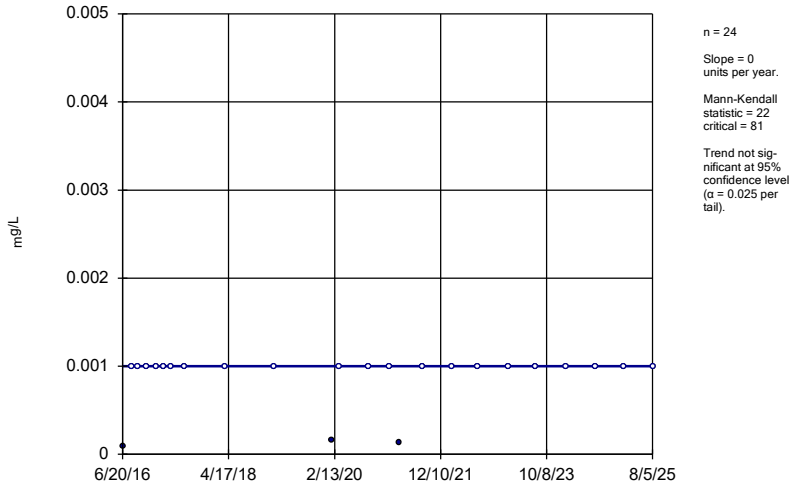

n = 24

Slope = 0
units per year.

Mann-Kendall
statistic = 22
critical = 81

Trend not sig-
nificant at 95%
confidence level
(α = 0.025 per
tail).

Constituent: Lead Analysis Run 9/24/2025 10:20 AM View: Appendix IV - Upgradient Wells
Plant McIntosh Client: Southern Company Data: McIntosh AP-1

Sanitas™ v.10.0.27 Software licensed to Groundwater Stats Consulting. UG
Hollow symbols indicate censored values.

Sen's Slope Estimator

MGWA-5 (bg)

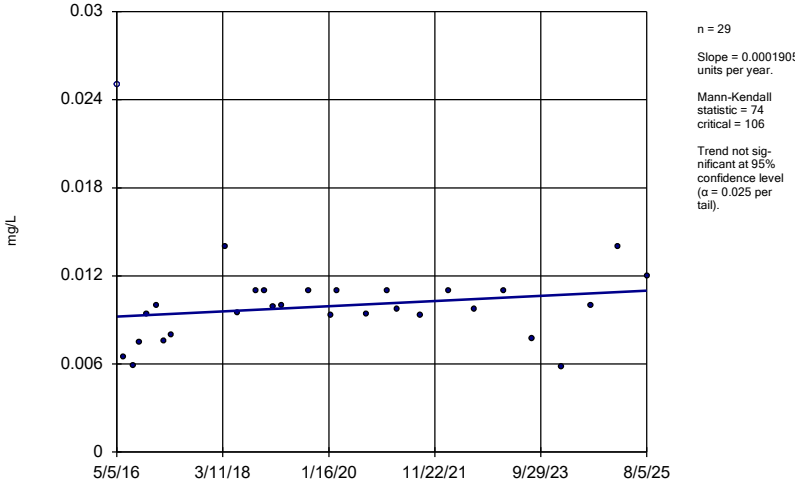

n = 29

Slope = 0.0001905
units per year.

Mann-Kendall
statistic = 74
critical = 106

Trend not sig-
nificant at 95%
confidence level
(α = 0.025 per
tail).

Constituent: Lithium Analysis Run 9/24/2025 10:20 AM View: Appendix IV - Upgradient Wells
Plant McIntosh Client: Southern Company Data: McIntosh AP-1

Sanitas™ v.10.0.27 Software licensed to Groundwater Stats Consulting. UG
Hollow symbols indicate censored values.

Sen's Slope Estimator

MGWA-6 (bg)

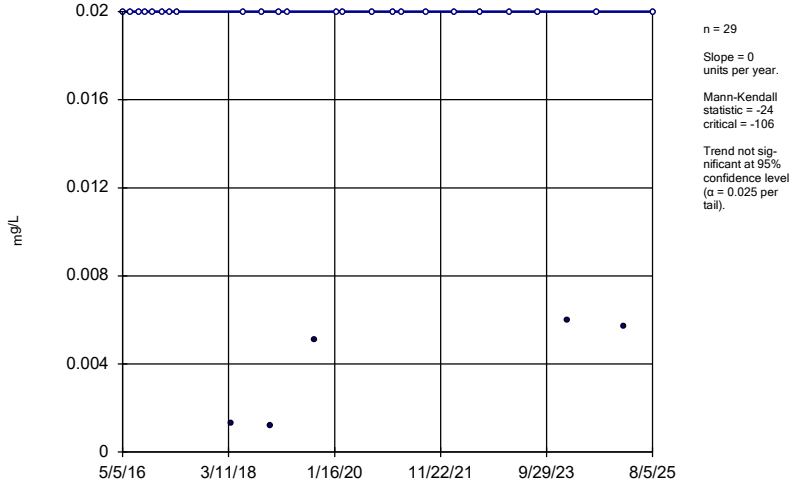

n = 29

Slope = 0
units per year.

Mann-Kendall
statistic = -24
critical = -106

Trend not sig-
nificant at 95%
confidence level
(α = 0.025 per
tail).

Constituent: Lithium Analysis Run 9/24/2025 10:20 AM View: Appendix IV - Upgradient Wells
Plant McIntosh Client: Southern Company Data: McIntosh AP-1

Sanitas™ v.10.0.27 Software licensed to Groundwater Stats Consulting. UG
Hollow symbols indicate censored values.

Sen's Slope Estimator

MGWA-6A (bg)

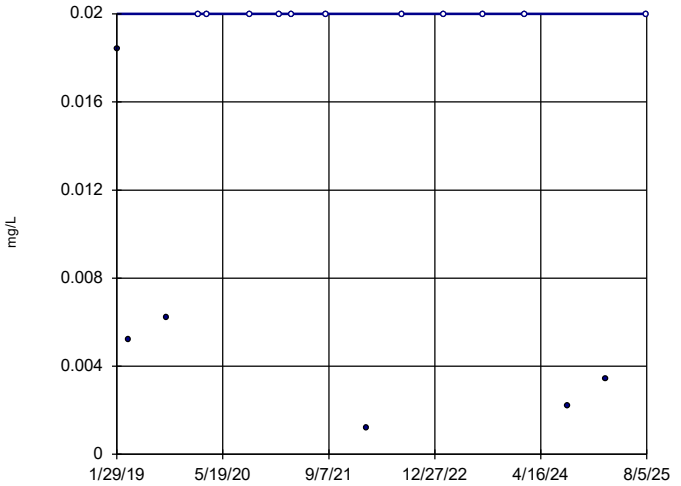

n = 17

Slope = 0
units per year.

Mann-Kendall
statistic = 7
critical = 49

Trend not sig-
nificant at 95%
confidence level
(α = 0.025 per
tail).

Constituent: Lithium Analysis Run 9/24/2025 10:20 AM View: Appendix IV - Upgradient Wells
Plant McIntosh Client: Southern Company Data: McIntosh AP-1

Sanitas™ v.10.0.27 Software licensed to Groundwater Stats Consulting. UG
Hollow symbols indicate censored values.

Sen's Slope Estimator

MGWA-10 (bg)

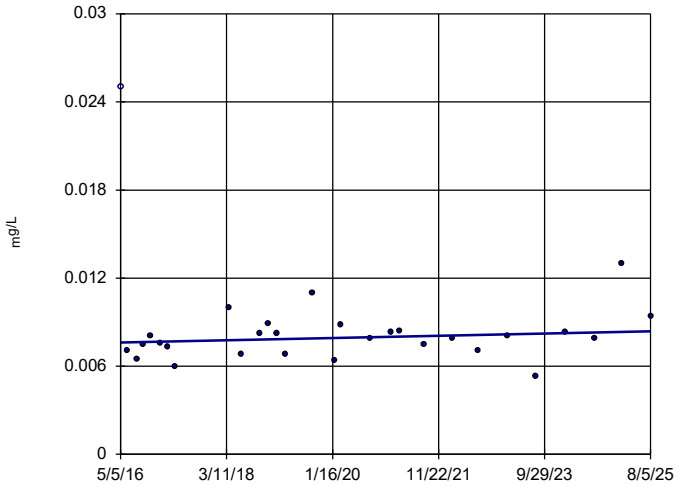

n = 29

Slope = 0.00008212
units per year.

Mann-Kendall
statistic = 50
critical = 106

Trend not sig-
nificant at 95%
confidence level
(α = 0.025 per
tail).

Constituent: Lithium Analysis Run 9/24/2025 10:20 AM View: Appendix IV - Upgradient Wells
Plant McIntosh Client: Southern Company Data: McIntosh AP-1

Sanitas™ v.10.0.27 Software licensed to Groundwater Stats Consulting. UG

Sen's Slope Estimator

MGWA-11 (bg)

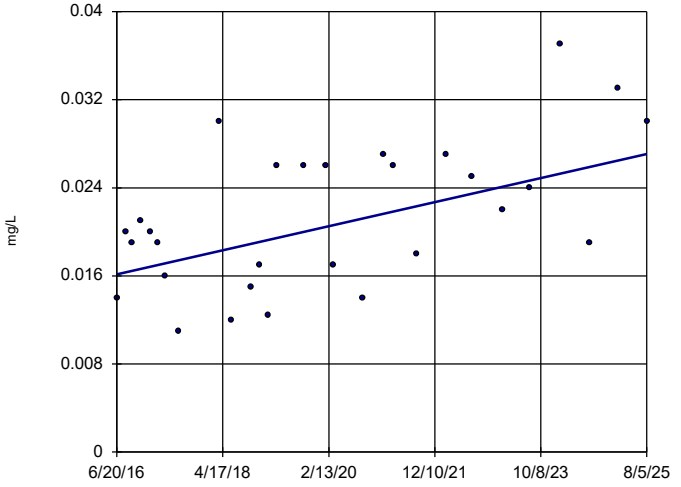

n = 29

Slope = 0.001195
units per year.

Mann-Kendall
statistic = 136
critical = 106

Increasing trend
significant at 95%
confidence level
(α = 0.025 per
tail).

Constituent: Lithium Analysis Run 9/24/2025 10:20 AM View: Appendix IV - Upgradient Wells
Plant McIntosh Client: Southern Company Data: McIntosh AP-1

Sanitas™ v.10.0.27 Software licensed to Groundwater Stats Consulting. UG
Hollow symbols indicate censored values.

Sen's Slope Estimator

MGWA-5 (bg)

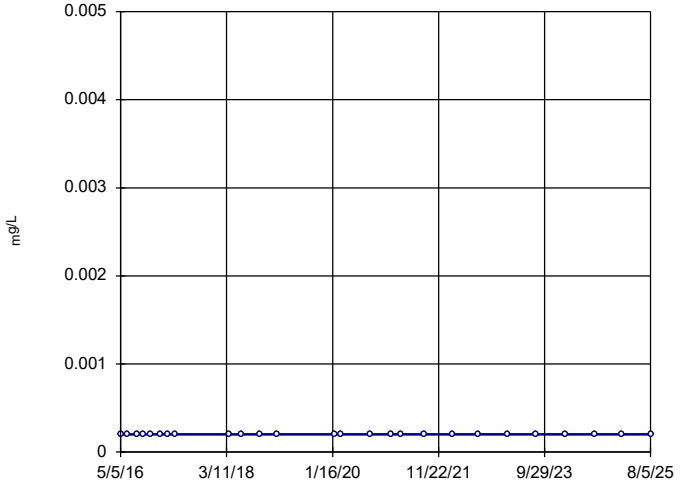

n = 26

Slope = 0
units per year.

Mann-Kendall
statistic = 0
critical = 90

Trend not sig-
nificant at 95%
confidence level
(α = 0.025 per
tail).

Constituent: Mercury Analysis Run 9/24/2025 10:21 AM View: Appendix IV - Upgradient Wells
Plant McIntosh Client: Southern Company Data: McIntosh AP-1

Sanitas™ v.10.0.27 Software licensed to Groundwater Stats Consulting. UG
Hollow symbols indicate censored values.

Sen's Slope Estimator

MGWA-6 (bg)

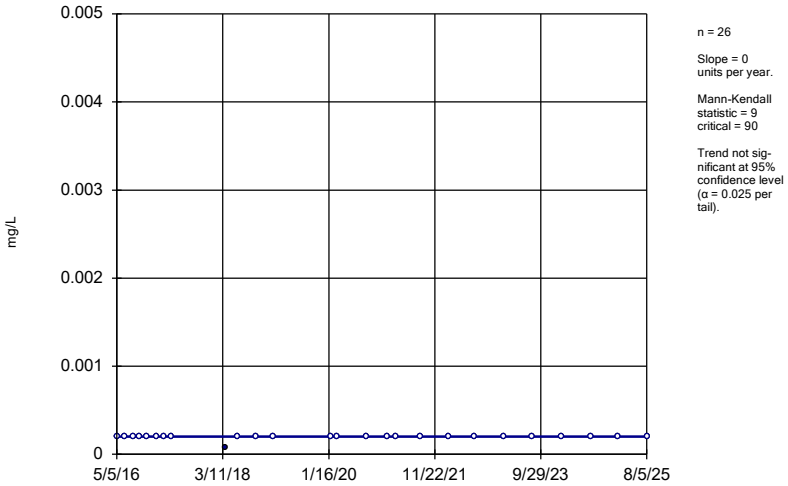

n = 26

Slope = 0 units per year.

Mann-Kendall statistic = 9
critical = 90

Trend not significant at 95% confidence level (α = 0.025 per tail).

Constituent: Mercury Analysis Run 9/24/2025 10:21 AM View: Appendix IV - Upgradient Wells
Plant McIntosh Client: Southern Company Data: McIntosh AP-1

Sanitas™ v.10.0.27 Software licensed to Groundwater Stats Consulting. UG
Hollow symbols indicate censored values.

Sen's Slope Estimator

MGWA-6A (bg)

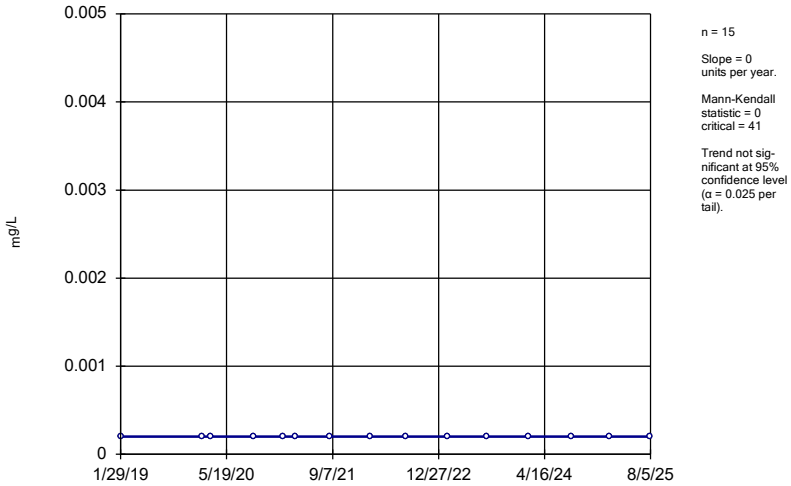

n = 15

Slope = 0 units per year.

Mann-Kendall statistic = 0
critical = 41

Trend not significant at 95% confidence level (α = 0.025 per tail).

Constituent: Mercury Analysis Run 9/24/2025 10:21 AM View: Appendix IV - Upgradient Wells
Plant McIntosh Client: Southern Company Data: McIntosh AP-1

Sanitas™ v.10.0.27 Software licensed to Groundwater Stats Consulting. UG
Hollow symbols indicate censored values.

Sen's Slope Estimator

MGWA-10 (bg)

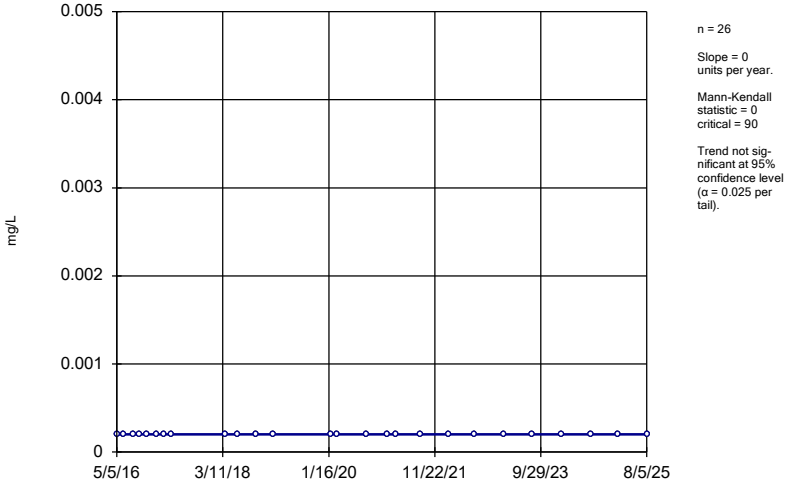

n = 26

Slope = 0 units per year.

Mann-Kendall statistic = 0
critical = 90

Trend not significant at 95% confidence level (α = 0.025 per tail).

Constituent: Mercury Analysis Run 9/24/2025 10:21 AM View: Appendix IV - Upgradient Wells
Plant McIntosh Client: Southern Company Data: McIntosh AP-1

Sanitas™ v.10.0.27 Software licensed to Groundwater Stats Consulting. UG
Hollow symbols indicate censored values.

Sen's Slope Estimator

MGWA-11 (bg)

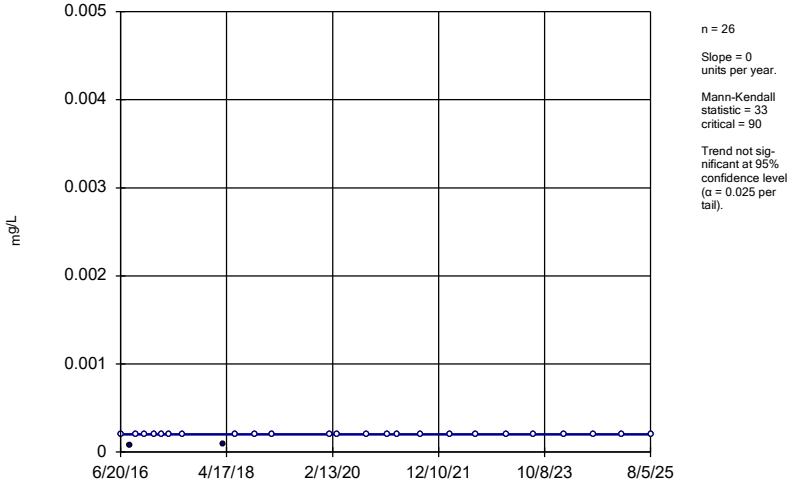

n = 26

Slope = 0 units per year.

Mann-Kendall statistic = 33
critical = 90

Trend not significant at 95% confidence level (α = 0.025 per tail).

Constituent: Mercury Analysis Run 9/24/2025 10:21 AM View: Appendix IV - Upgradient Wells
Plant McIntosh Client: Southern Company Data: McIntosh AP-1

Sanitas™ v.10.0.27 Software licensed to Groundwater Stats Consulting. UG
Hollow symbols indicate censored values.

Sen's Slope Estimator

MGWA-5 (bg)

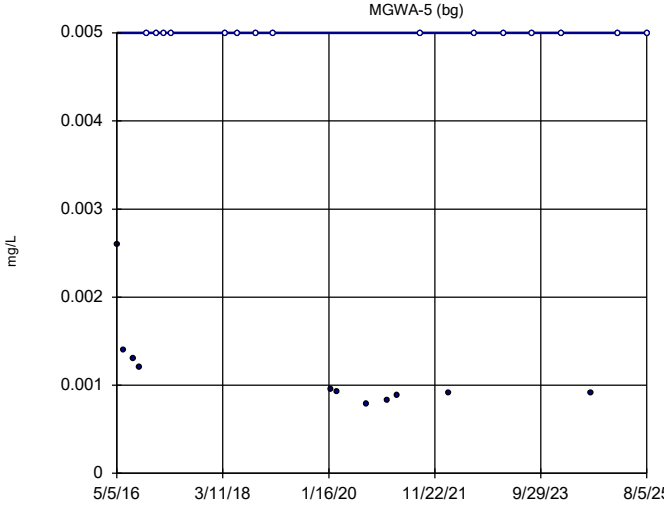

n = 26

Slope = 0
units per year.

Mann-Kendall
statistic = 5
critical = 90

Trend not sig-
nificant at 95%
confidence level
(α = 0.025 per
tail).

Constituent: Molybdenum Analysis Run 9/24/2025 10:21 AM View: Appendix IV - Upgradient Wells
Plant McIntosh Client: Southern Company Data: McIntosh AP-1

Sanitas™ v.10.0.27 Software licensed to Groundwater Stats Consulting. UG
Hollow symbols indicate censored values.

Sen's Slope Estimator

MGWA-6 (bg)

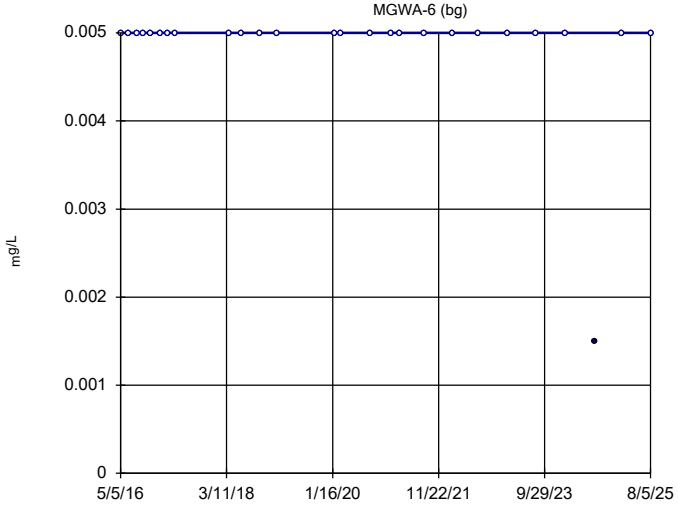

n = 26

Slope = 0
units per year.

Mann-Kendall
statistic = -21
critical = -90

Trend not sig-
nificant at 95%
confidence level
(α = 0.025 per
tail).

Constituent: Molybdenum Analysis Run 9/24/2025 10:21 AM View: Appendix IV - Upgradient Wells
Plant McIntosh Client: Southern Company Data: McIntosh AP-1

Sanitas™ v.10.0.27 Software licensed to Groundwater Stats Consulting. UG
Hollow symbols indicate censored values.

Sen's Slope Estimator

MGWA-6A (bg)

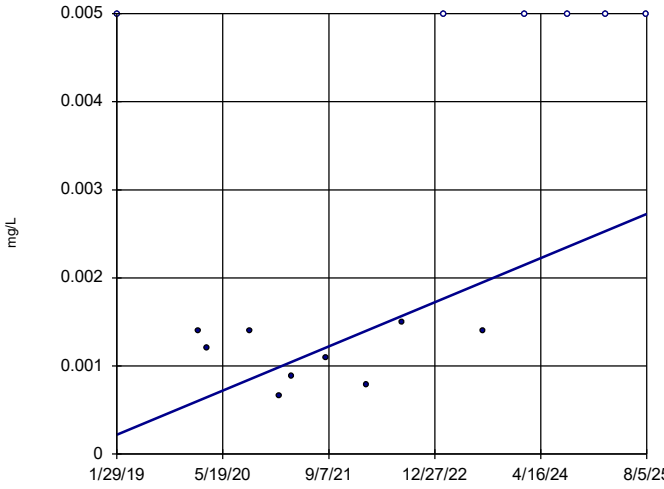

n = 15

Slope = 0.0003842
units per year.

Mann-Kendall
statistic = 35
critical = 41

Trend not sig-
nificant at 95%
confidence level
(α = 0.025 per
tail).

Constituent: Molybdenum Analysis Run 9/24/2025 10:21 AM View: Appendix IV - Upgradient Wells
Plant McIntosh Client: Southern Company Data: McIntosh AP-1

Sanitas™ v.10.0.27 Software licensed to Groundwater Stats Consulting. UG
Hollow symbols indicate censored values.

Sen's Slope Estimator

MGWA-10 (bg)

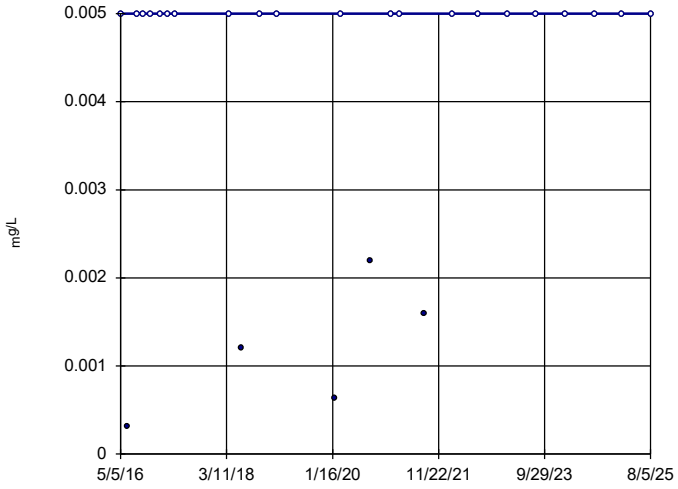

n = 26

Slope = 0
units per year.

Mann-Kendall
statistic = 25
critical = 90

Trend not sig-
nificant at 95%
confidence level
(α = 0.025 per
tail).

Constituent: Molybdenum Analysis Run 9/24/2025 10:21 AM View: Appendix IV - Upgradient Wells
Plant McIntosh Client: Southern Company Data: McIntosh AP-1

Sanitas™ v.10.0.27 Software licensed to Groundwater Stats Consulting. UG
Hollow symbols indicate censored values.

Sen's Slope Estimator

MGWA-11 (bg)

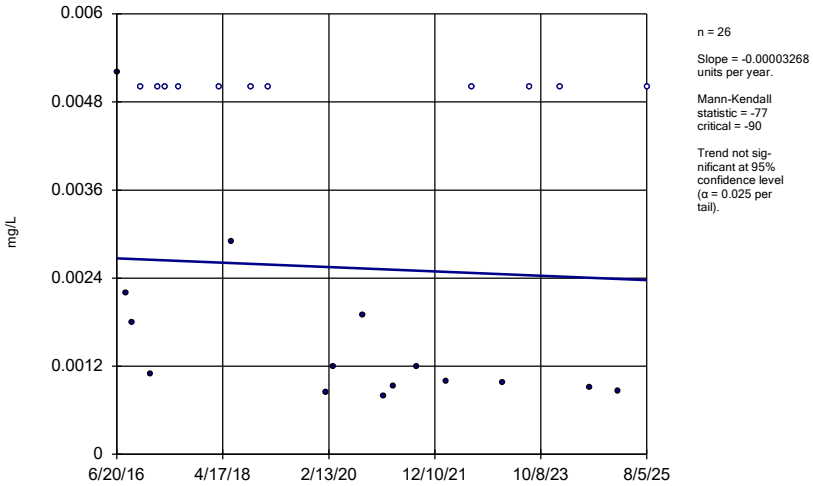

n = 26

Slope = -0.00003268 units per year.

Mann-Kendall statistic = -77
critical = -90

Trend not significant at 95% confidence level (α = 0.025 per tail).

Constituent: Molybdenum Analysis Run 9/24/2025 10:21 AM View: Appendix IV - Upgradient Wells
Plant McIntosh Client: Southern Company Data: McIntosh AP-1

Sanitas™ v.10.0.27 Software licensed to Groundwater Stats Consulting. UG
Hollow symbols indicate censored values.

Sen's Slope Estimator

MGWA-5 (bg)

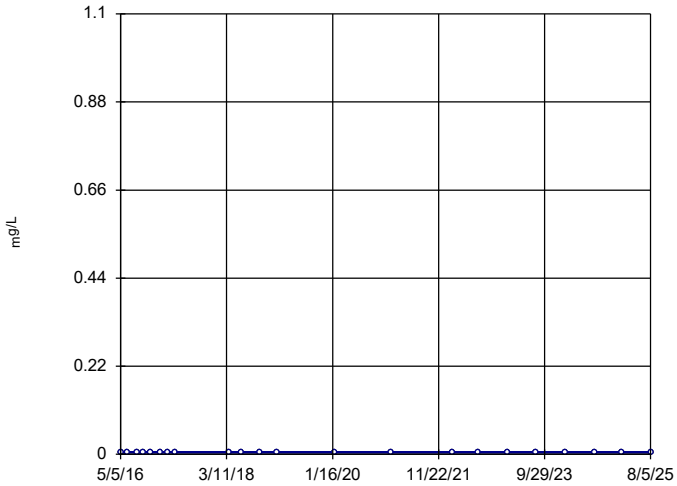

n = 22

Slope = 0 units per year.

Mann-Kendall statistic = 0
critical = 71

Trend not significant at 95% confidence level (α = 0.025 per tail).

Constituent: Selenium Analysis Run 9/24/2025 10:21 AM View: Appendix IV - Upgradient Wells
Plant McIntosh Client: Southern Company Data: McIntosh AP-1

Sanitas™ v.10.0.27 Software licensed to Groundwater Stats Consulting. UG
Hollow symbols indicate censored values.

Sen's Slope Estimator

MGWA-6 (bg)

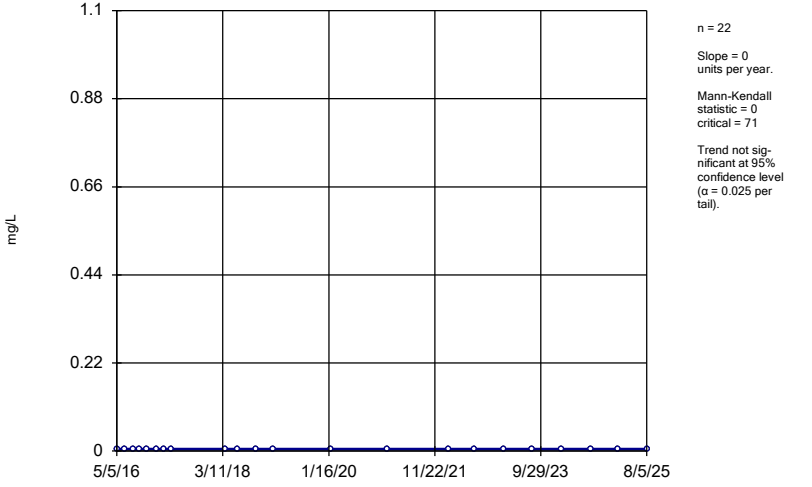

n = 22

Slope = 0 units per year.

Mann-Kendall statistic = 0
critical = 71

Trend not significant at 95% confidence level (α = 0.025 per tail).

Constituent: Selenium Analysis Run 9/24/2025 10:21 AM View: Appendix IV - Upgradient Wells
Plant McIntosh Client: Southern Company Data: McIntosh AP-1

Sanitas™ v.10.0.27 Software licensed to Groundwater Stats Consulting. UG
Hollow symbols indicate censored values.

Sen's Slope Estimator

MGWA-6A (bg)

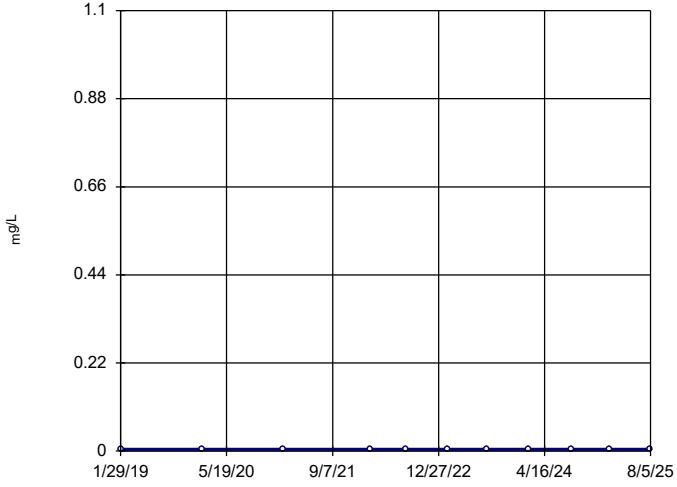

n = 11

Slope = 0 units per year.

Mann-Kendall statistic = 0
critical = 27

Trend not significant at 95% confidence level (α = 0.025 per tail).

Constituent: Selenium Analysis Run 9/24/2025 10:21 AM View: Appendix IV - Upgradient Wells
Plant McIntosh Client: Southern Company Data: McIntosh AP-1

Sanitas™ v.10.0.27 Software licensed to Groundwater Stats Consulting. UG
Hollow symbols indicate censored values.

Sen's Slope Estimator

MGWA-10 (bg)

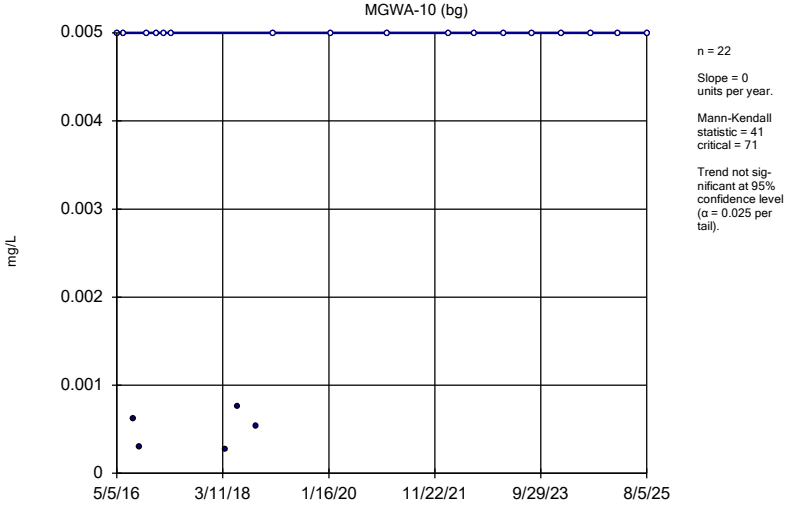

n = 22

Slope = 0
units per year.

Mann-Kendall
statistic = 41
critical = 71

Trend not sig-
nificant at 95%
confidence level
(α = 0.025 per
tail).

Constituent: Selenium Analysis Run 9/24/2025 10:21 AM View: Appendix IV - Upgradient Wells
Plant McIntosh Client: Southern Company Data: McIntosh AP-1

Sanitas™ v.10.0.27 Software licensed to Groundwater Stats Consulting. UG
Hollow symbols indicate censored values.

Sen's Slope Estimator

MGWA-11 (bg)

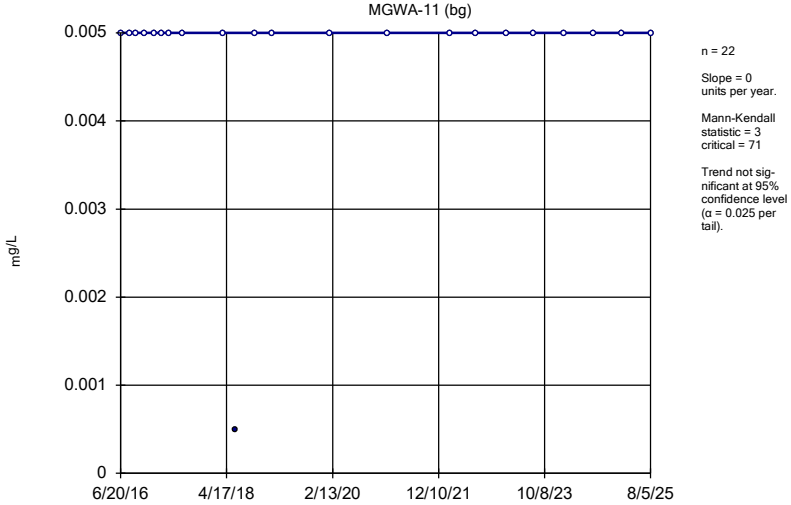

n = 22

Slope = 0
units per year.

Mann-Kendall
statistic = 3
critical = 71

Trend not sig-
nificant at 95%
confidence level
(α = 0.025 per
tail).

Constituent: Selenium Analysis Run 9/24/2025 10:21 AM View: Appendix IV - Upgradient Wells
Plant McIntosh Client: Southern Company Data: McIntosh AP-1

Sanitas™ v.10.0.27 Software licensed to Groundwater Stats Consulting. UG
Hollow symbols indicate censored values.

Sen's Slope Estimator

MGWA-5 (bg)

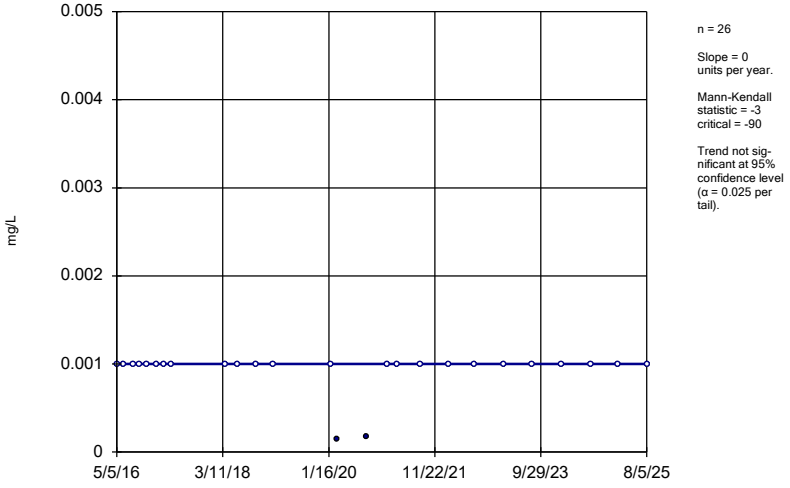

n = 26

Slope = 0
units per year.

Mann-Kendall
statistic = -3
critical = -90

Trend not sig-
nificant at 95%
confidence level
(α = 0.025 per
tail).

Constituent: Thallium Analysis Run 9/24/2025 10:21 AM View: Appendix IV - Upgradient Wells
Plant McIntosh Client: Southern Company Data: McIntosh AP-1

Sanitas™ v.10.0.27 Software licensed to Groundwater Stats Consulting. UG
Hollow symbols indicate censored values.

Sen's Slope Estimator

MGWA-6 (bg)

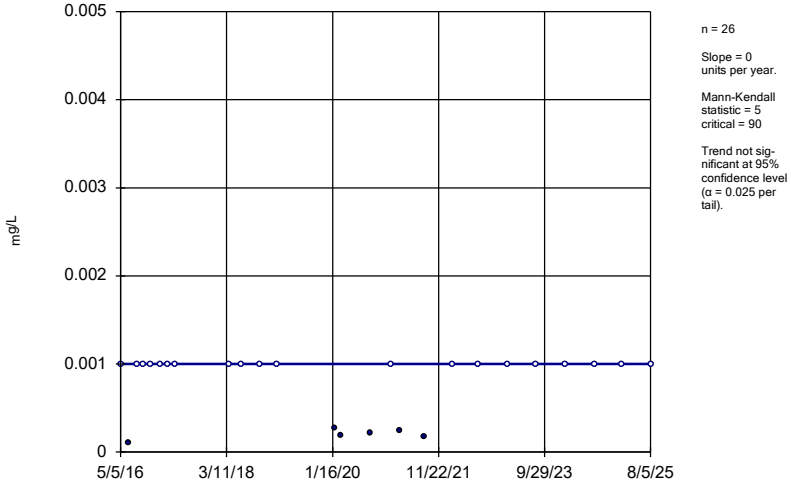

n = 26

Slope = 0
units per year.

Mann-Kendall
statistic = 5
critical = 90

Trend not sig-
nificant at 95%
confidence level
(α = 0.025 per
tail).

Constituent: Thallium Analysis Run 9/24/2025 10:21 AM View: Appendix IV - Upgradient Wells
Plant McIntosh Client: Southern Company Data: McIntosh AP-1

Sanitas™ v.10.0.27 Software licensed to Groundwater Stats Consulting. UG
Hollow symbols indicate censored values.

Sen's Slope Estimator

MGWA-6A (bg)

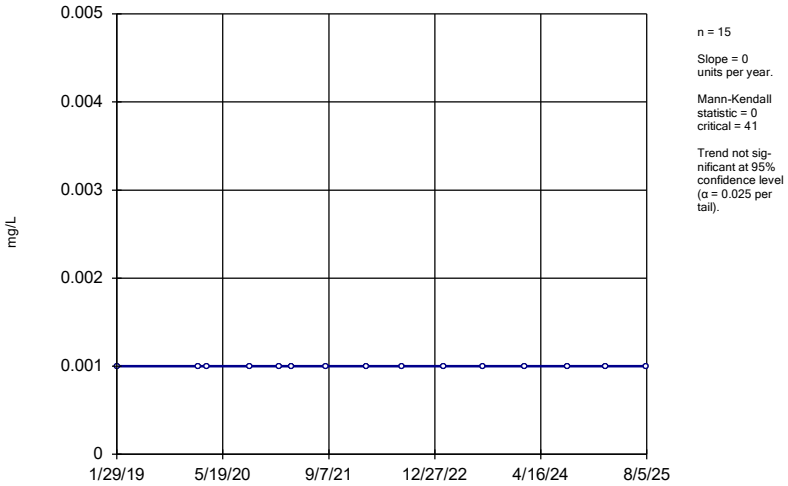

n = 15

Slope = 0 units per year.

Mann-Kendall statistic = 0 critical = 41

Trend not significant at 95% confidence level (α = 0.025 per tail).

Constituent: Thallium Analysis Run 9/24/2025 10:21 AM View: Appendix IV - Upgradient Wells
Plant McIntosh Client: Southern Company Data: McIntosh AP-1

Sanitas™ v.10.0.27 Software licensed to Groundwater Stats Consulting. UG
Hollow symbols indicate censored values.

Sen's Slope Estimator

MGWA-10 (bg)

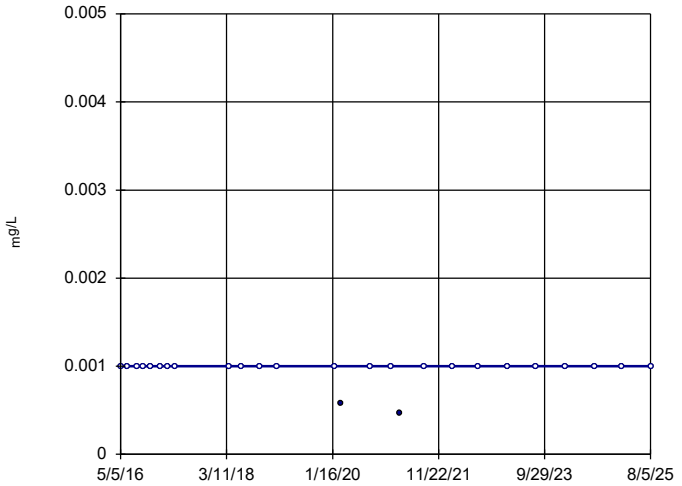

n = 26

Slope = 0 units per year.

Mann-Kendall statistic = -9 critical = -90

Trend not significant at 95% confidence level (α = 0.025 per tail).

Constituent: Thallium Analysis Run 9/24/2025 10:21 AM View: Appendix IV - Upgradient Wells
Plant McIntosh Client: Southern Company Data: McIntosh AP-1

Sanitas™ v.10.0.27 Software licensed to Groundwater Stats Consulting. UG
Hollow symbols indicate censored values.

Sen's Slope Estimator

MGWA-11 (bg)

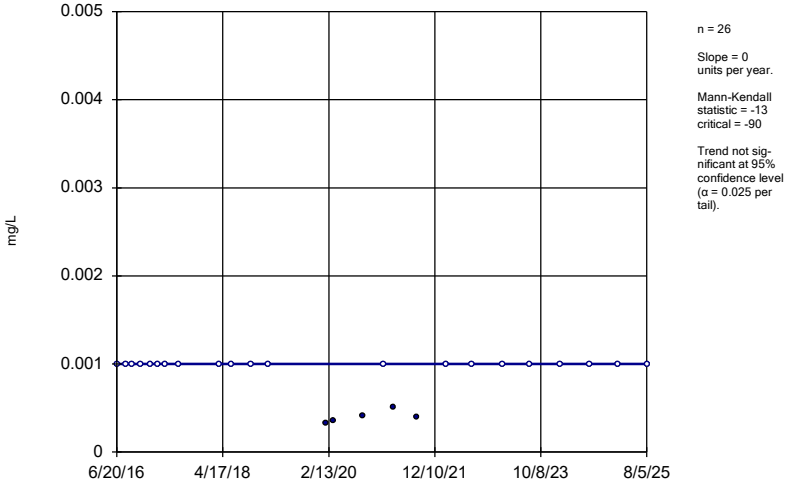

n = 26

Slope = 0 units per year.

Mann-Kendall statistic = -13 critical = -90

Trend not significant at 95% confidence level (α = 0.025 per tail).

Constituent: Thallium Analysis Run 9/24/2025 10:21 AM View: Appendix IV - Upgradient Wells
Plant McIntosh Client: Southern Company Data: McIntosh AP-1

Arsenic MGWA-6 Trend Test - All/Significant Results

Plant McIntosh Client: Southern Company Data: McIntosh AP-1 Printed 9/25/2025, 11:11 AM

Constituent	Well	Slope	Calc.	Critical	Sig.	N	%NDs	Normality	Xform	Alpha	Method
Arsenic (mg/L)	**MGWA-6 (bg)**	**-0.002072**	**-198**	**-106**	**Yes**	**29**	**0**	**n/a**	**n/a**	**0.05**	**NP**

Sanitas™ v.10.0.27 Software licensed to Groundwater Stats Consulting. UG

Sen's Slope Estimator

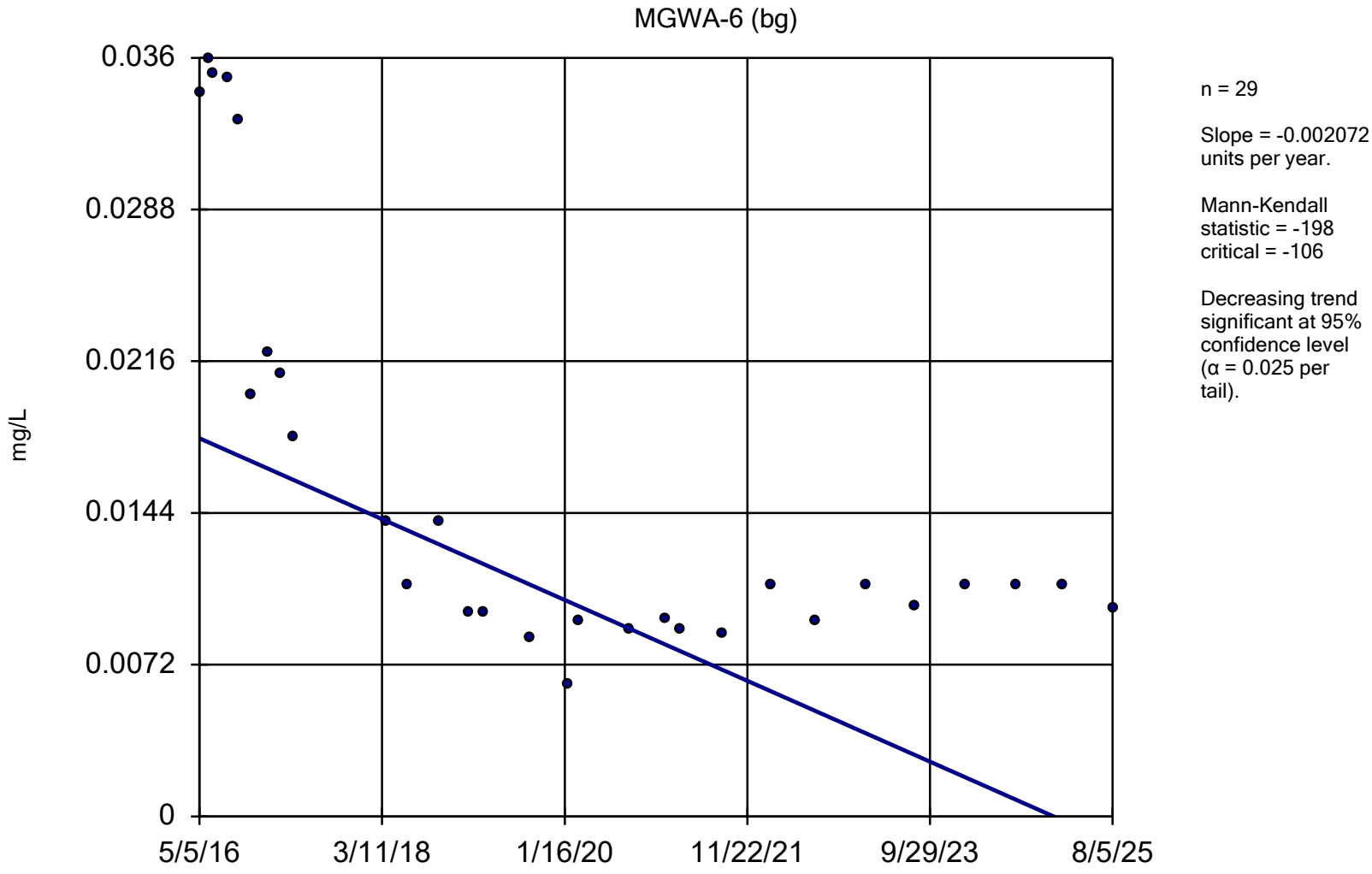

Constituent: Arsenic Analysis Run 9/25/2025 11:10 AM View: Trend Test

Plant McIntosh Client: Southern Company Data: McIntosh AP-1

Arsenic MGWA-6 Trend Test - Truncated Record - All Results (No Significant)

Plant McIntosh Client: Southern Company Data: McIntosh AP-1 Printed 9/25/2025, 11:10 AM

Constituent	Well	Slope	Calc.	Critical	Sig.	N	%NDs	Normality	Xform	Alpha	Method
Arsenic (mg/L)	MGWA-6 (bg)	0	8	62	No	20	0	n/a	n/a	0.05	NP

Sanitas™ v.10.0.27 Software licensed to Groundwater Stats Consulting. UG

Sen's Slope Estimator

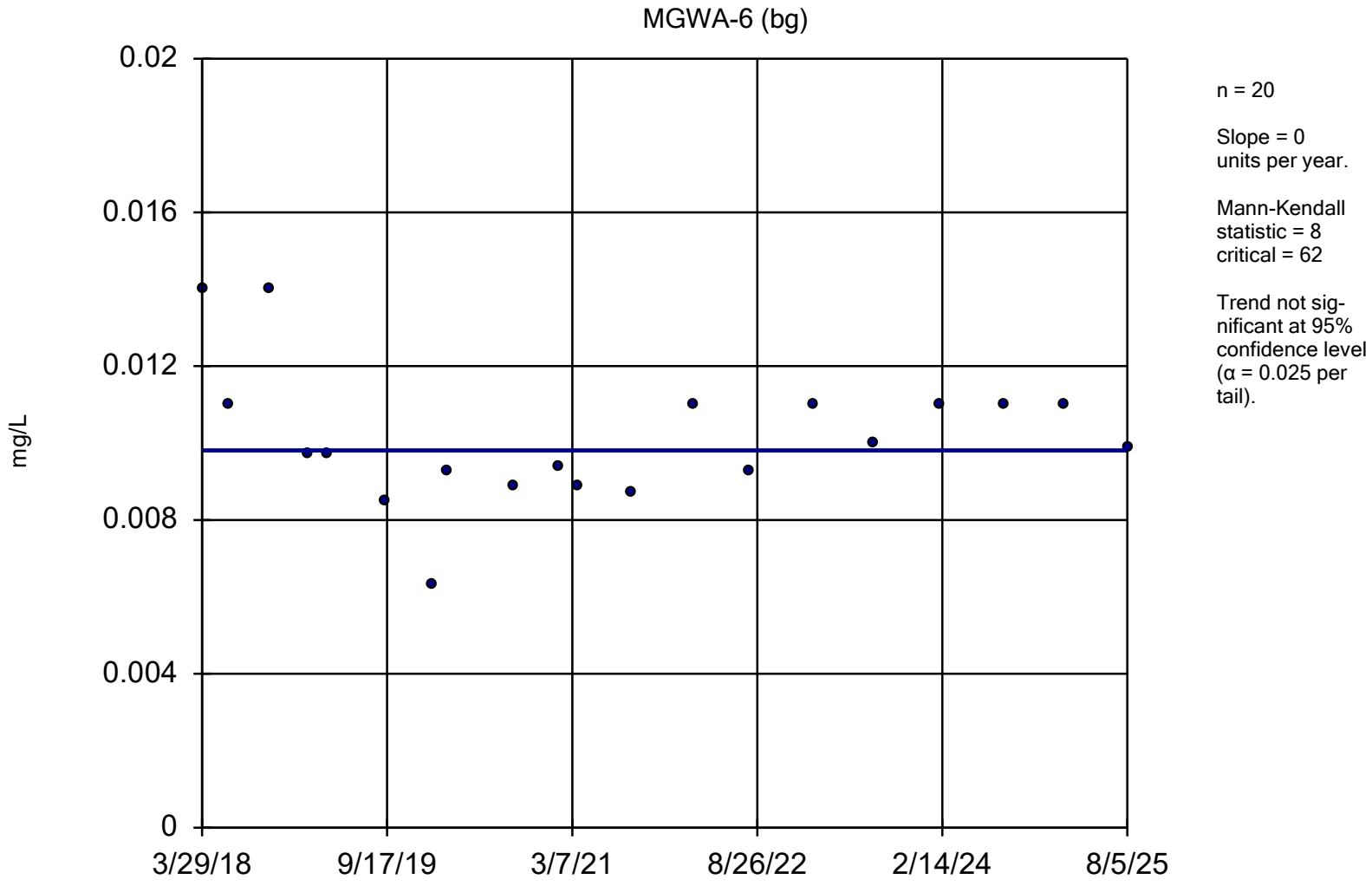

Constituent: Arsenic Analysis Run 9/25/2025 11:08 AM View: Trend Test

Plant McIntosh Client: Southern Company Data: McIntosh AP-1

FIGURE E.

Appendix III - Interwell Prediction Limits - Significant Results

Plant McIntosh Client: Southern Company Data: McIntosh AP-1 Printed 9/23/2025, 11:51 AM

Constituent	Well	Upper Lim.	Lower Lim.	Date	Observ.	Sig.	Bg N	Bg Mean	Std. Dev.	%NDs	ND Adj.	Transform	Alpha	Method
Boron (mg/L)	MGWC-1	0.18	n/a	8/5/2025	1.7	Yes	115	n/a	n/a	53.91	n/a	n/a	0.0001495	NP Inter (NDs) 1 of 2
Boron (mg/L)	MGWC-2	0.18	n/a	8/6/2025	1.6	Yes	115	n/a	n/a	53.91	n/a	n/a	0.0001495	NP Inter (NDs) 1 of 2
Boron (mg/L)	MGWC-3	0.18	n/a	8/6/2025	0.26	Yes	115	n/a	n/a	53.91	n/a	n/a	0.0001495	NP Inter (NDs) 1 of 2
Boron (mg/L)	MGWC-7	0.18	n/a	8/6/2025	2.1	Yes	115	n/a	n/a	53.91	n/a	n/a	0.0001495	NP Inter (NDs) 1 of 2
Boron (mg/L)	MGWC-8	0.18	n/a	8/6/2025	5.1	Yes	115	n/a	n/a	53.91	n/a	n/a	0.0001495	NP Inter (NDs) 1 of 2
Chloride (mg/L)	MGWC-1	10	n/a	8/5/2025	13	Yes	116	n/a	n/a	0.8621	n/a	n/a	0.0001466	NP Inter (normality) 1 of 2
Chloride (mg/L)	MGWC-2	10	n/a	8/6/2025	12	Yes	116	n/a	n/a	0.8621	n/a	n/a	0.0001466	NP Inter (normality) 1 of 2
Fluoride (mg/L)	MGWC-7	0.19	n/a	8/6/2025	0.2	Yes	124	n/a	n/a	33.06	n/a	n/a	0.0001279	NP Inter (normality) 1 of 2
Fluoride (mg/L)	MGWC-12	0.19	n/a	8/6/2025	0.26	Yes	124	n/a	n/a	33.06	n/a	n/a	0.0001279	NP Inter (normality) 1 of 2
Sulfate (mg/L)	MGWC-1	15.22	n/a	8/5/2025	140	Yes	116	0.8572	1.016	13.79	None	ln(x)	0.001254	Param Inter 1 of 2
Sulfate (mg/L)	MGWC-2	15.22	n/a	8/6/2025	130	Yes	116	0.8572	1.016	13.79	None	ln(x)	0.001254	Param Inter 1 of 2
Sulfate (mg/L)	MGWC-3	15.22	n/a	8/6/2025	59	Yes	116	0.8572	1.016	13.79	None	ln(x)	0.001254	Param Inter 1 of 2
Sulfate (mg/L)	MGWC-7	15.22	n/a	8/6/2025	170	Yes	116	0.8572	1.016	13.79	None	ln(x)	0.001254	Param Inter 1 of 2
Sulfate (mg/L)	MGWC-8	15.22	n/a	8/6/2025	300	Yes	116	0.8572	1.016	13.79	None	ln(x)	0.001254	Param Inter 1 of 2
TDS (mg/L)	MGWC-1	360	n/a	8/5/2025	500	Yes	115	n/a	n/a	0	n/a	n/a	0.0001495	NP Inter (normality) 1 of 2
TDS (mg/L)	MGWC-2	360	n/a	8/6/2025	540	Yes	115	n/a	n/a	0	n/a	n/a	0.0001495	NP Inter (normality) 1 of 2
TDS (mg/L)	MGWC-3	360	n/a	8/6/2025	370	Yes	115	n/a	n/a	0	n/a	n/a	0.0001495	NP Inter (normality) 1 of 2
TDS (mg/L)	MGWC-7	360	n/a	8/6/2025	390	Yes	115	n/a	n/a	0	n/a	n/a	0.0001495	NP Inter (normality) 1 of 2
TDS (mg/L)	MGWC-8	360	n/a	8/6/2025	610	Yes	115	n/a	n/a	0	n/a	n/a	0.0001495	NP Inter (normality) 1 of 2

Appendix III - Interwell Prediction Limits - All Results

Plant McIntosh Client: Southern Company Data: McIntosh AP-1 Printed 9/23/2025, 11:51 AM

Constituent	Well	Upper Lim.	Lower Lim.	Date	Observ.	Sig.	Bg N	Bg Mean	Std. Dev.	%NDs	ND Adj.	Transform	Alpha	Method
Boron (mg/L)	**MGWC-1**	**0.18**	**n/a**	**8/5/2025**	**1.7**	**Yes**	**115**	**n/a**	**n/a**	**53.91**	**n/a**	**n/a**	**0.0001495**	**NP Inter (NDs) 1 of 2**
Boron (mg/L)	**MGWC-2**	**0.18**	**n/a**	**8/6/2025**	**1.6**	**Yes**	**115**	**n/a**	**n/a**	**53.91**	**n/a**	**n/a**	**0.0001495**	**NP Inter (NDs) 1 of 2**
Boron (mg/L)	**MGWC-3**	**0.18**	**n/a**	**8/6/2025**	**0.26**	**Yes**	**115**	**n/a**	**n/a**	**53.91**	**n/a**	**n/a**	**0.0001495**	**NP Inter (NDs) 1 of 2**
Boron (mg/L)	**MGWC-7**	**0.18**	**n/a**	**8/6/2025**	**2.1**	**Yes**	**115**	**n/a**	**n/a**	**53.91**	**n/a**	**n/a**	**0.0001495**	**NP Inter (NDs) 1 of 2**
Boron (mg/L)	**MGWC-8**	**0.18**	**n/a**	**8/6/2025**	**5.1**	**Yes**	**115**	**n/a**	**n/a**	**53.91**	**n/a**	**n/a**	**0.0001495**	**NP Inter (NDs) 1 of 2**
Boron (mg/L)	MGWC-12	0.18	n/a	8/6/2025	0.08ND	No	115	n/a	n/a	53.91	n/a	n/a	0.0001495	NP Inter (NDs) 1 of 2
Calcium (mg/L)	MGWC-1	110	n/a	8/5/2025	110	No	116	n/a	n/a	0	n/a	n/a	0.0001466	NP Inter (normality) 1 of 2
Calcium (mg/L)	MGWC-2	110	n/a	8/6/2025	100	No	116	n/a	n/a	0	n/a	n/a	0.0001466	NP Inter (normality) 1 of 2
Calcium (mg/L)	MGWC-3	110	n/a	8/6/2025	93	No	116	n/a	n/a	0	n/a	n/a	0.0001466	NP Inter (normality) 1 of 2
Calcium (mg/L)	MGWC-7	110	n/a	8/6/2025	54	No	116	n/a	n/a	0	n/a	n/a	0.0001466	NP Inter (normality) 1 of 2
Calcium (mg/L)	MGWC-8	110	n/a	8/6/2025	110	No	116	n/a	n/a	0	n/a	n/a	0.0001466	NP Inter (normality) 1 of 2
Calcium (mg/L)	MGWC-12	110	n/a	8/6/2025	28	No	116	n/a	n/a	0	n/a	n/a	0.0001466	NP Inter (normality) 1 of 2
Chloride (mg/L)	**MGWC-1**	**10**	**n/a**	**8/5/2025**	**13**	**Yes**	**116**	**n/a**	**n/a**	**0.8621**	**n/a**	**n/a**	**0.0001466**	**NP Inter (normality) 1 of 2**
Chloride (mg/L)	**MGWC-2**	**10**	**n/a**	**8/6/2025**	**12**	**Yes**	**116**	**n/a**	**n/a**	**0.8621**	**n/a**	**n/a**	**0.0001466**	**NP Inter (normality) 1 of 2**
Chloride (mg/L)	MGWC-3	10	n/a	8/6/2025	9.4	No	116	n/a	n/a	0.8621	n/a	n/a	0.0001466	NP Inter (normality) 1 of 2
Chloride (mg/L)	MGWC-7	10	n/a	8/6/2025	9.9	No	116	n/a	n/a	0.8621	n/a	n/a	0.0001466	NP Inter (normality) 1 of 2
Chloride (mg/L)	MGWC-8	10	n/a	8/6/2025	10	No	116	n/a	n/a	0.8621	n/a	n/a	0.0001466	NP Inter (normality) 1 of 2
Chloride (mg/L)	MGWC-12	10	n/a	8/6/2025	5.6	No	116	n/a	n/a	0.8621	n/a	n/a	0.0001466	NP Inter (normality) 1 of 2
Fluoride (mg/L)	MGWC-1	0.19	n/a	8/5/2025	0.19J	No	124	n/a	n/a	33.06	n/a	n/a	0.0001279	NP Inter (normality) 1 of 2
Fluoride (mg/L)	MGWC-2	0.19	n/a	8/6/2025	0.19J	No	124	n/a	n/a	33.06	n/a	n/a	0.0001279	NP Inter (normality) 1 of 2
Fluoride (mg/L)	MGWC-3	0.19	n/a	8/6/2025	0.17J	No	124	n/a	n/a	33.06	n/a	n/a	0.0001279	NP Inter (normality) 1 of 2
Fluoride (mg/L)	**MGWC-7**	**0.19**	**n/a**	**8/6/2025**	**0.2**	**Yes**	**124**	**n/a**	**n/a**	**33.06**	**n/a**	**n/a**	**0.0001279**	**NP Inter (normality) 1 of 2**
Fluoride (mg/L)	MGWC-8	0.19	n/a	8/6/2025	0.15J	No	124	n/a	n/a	33.06	n/a	n/a	0.0001279	NP Inter (normality) 1 of 2
Fluoride (mg/L)	**MGWC-12**	**0.19**	**n/a**	**8/6/2025**	**0.26**	**Yes**	**124**	**n/a**	**n/a**	**33.06**	**n/a**	**n/a**	**0.0001279**	**NP Inter (normality) 1 of 2**
pH, Field (SU)	MGWC-1	8.12	4.87	8/5/2025	7.39	No	142	n/a	n/a	0	n/a	n/a	0.0001947	NP Inter (normality) 1 of 2
pH, Field (SU)	MGWC-2	8.12	4.87	8/6/2025	7.44	No	142	n/a	n/a	0	n/a	n/a	0.0001947	NP Inter (normality) 1 of 2
pH, Field (SU)	MGWC-3	8.12	4.87	8/6/2025	6.93	No	142	n/a	n/a	0	n/a	n/a	0.0001947	NP Inter (normality) 1 of 2
pH, Field (SU)	MGWC-7	8.12	4.87	8/6/2025	7.1	No	142	n/a	n/a	0	n/a	n/a	0.0001947	NP Inter (normality) 1 of 2
pH, Field (SU)	MGWC-8	8.12	4.87	8/6/2025	7.72	No	142	n/a	n/a	0	n/a	n/a	0.0001947	NP Inter (normality) 1 of 2
pH, Field (SU)	MGWC-12	8.12	4.87	8/6/2025	8.07	No	142	n/a	n/a	0	n/a	n/a	0.0001947	NP Inter (normality) 1 of 2
Sulfate (mg/L)	**MGWC-1**	**15.22**	**n/a**	**8/5/2025**	**140**	**Yes**	**116**	**0.8572**	**1.016**	**13.79**	**None**	**ln(x)**	**0.001254**	**Param Inter 1 of 2**
Sulfate (mg/L)	**MGWC-2**	**15.22**	**n/a**	**8/6/2025**	**130**	**Yes**	**116**	**0.8572**	**1.016**	**13.79**	**None**	**ln(x)**	**0.001254**	**Param Inter 1 of 2**
Sulfate (mg/L)	**MGWC-3**	**15.22**	**n/a**	**8/6/2025**	**59**	**Yes**	**116**	**0.8572**	**1.016**	**13.79**	**None**	**ln(x)**	**0.001254**	**Param Inter 1 of 2**
Sulfate (mg/L)	**MGWC-7**	**15.22**	**n/a**	**8/6/2025**	**170**	**Yes**	**116**	**0.8572**	**1.016**	**13.79**	**None**	**ln(x)**	**0.001254**	**Param Inter 1 of 2**
Sulfate (mg/L)	**MGWC-8**	**15.22**	**n/a**	**8/6/2025**	**300**	**Yes**	**116**	**0.8572**	**1.016**	**13.79**	**None**	**ln(x)**	**0.001254**	**Param Inter 1 of 2**
Sulfate (mg/L)	MGWC-12	15.22	n/a	8/6/2025	9.9	No	116	0.8572	1.016	13.79	None	ln(x)	0.001254	Param Inter 1 of 2
TDS (mg/L)	**MGWC-1**	**360**	**n/a**	**8/5/2025**	**500**	**Yes**	**115**	**n/a**	**n/a**	**0**	**n/a**	**n/a**	**0.0001495**	**NP Inter (normality) 1 of 2**
TDS (mg/L)	**MGWC-2**	**360**	**n/a**	**8/6/2025**	**540**	**Yes**	**115**	**n/a**	**n/a**	**0**	**n/a**	**n/a**	**0.0001495**	**NP Inter (normality) 1 of 2**
TDS (mg/L)	**MGWC-3**	**360**	**n/a**	**8/6/2025**	**370**	**Yes**	**115**	**n/a**	**n/a**	**0**	**n/a**	**n/a**	**0.0001495**	**NP Inter (normality) 1 of 2**
TDS (mg/L)	**MGWC-7**	**360**	**n/a**	**8/6/2025**	**390**	**Yes**	**115**	**n/a**	**n/a**	**0**	**n/a**	**n/a**	**0.0001495**	**NP Inter (normality) 1 of 2**
TDS (mg/L)	**MGWC-8**	**360**	**n/a**	**8/6/2025**	**610**	**Yes**	**115**	**n/a**	**n/a**	**0**	**n/a**	**n/a**	**0.0001495**	**NP Inter (normality) 1 of 2**
TDS (mg/L)	MGWC-12	360	n/a	8/6/2025	180	No	115	n/a	n/a	0	n/a	n/a	0.0001495	NP Inter (normality) 1 of 2

Sanitas™ v.10.0.27 Software licensed to Groundwater Stats Consulting. UG
Hollow symbols indicate censored values.

Exceeds Limit: MGWC-1, MGWC-2, MGWC-3, MGWC-7, MGWC-8

Prediction Limit

Interwell Non-parametric

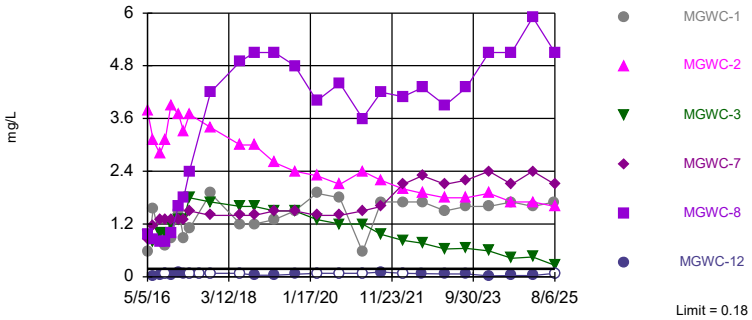

Non-parametric test used in lieu of parametric prediction limit because censored data exceeded 50%. Limit is highest of 115 background values. 53.91% NDs. Annual per-constituent alpha = 0.001793. Individual comparison alpha = 0.0001495 (1 of 2). Comparing 6 points to limit.

Constituent: Boron Analysis Run 9/23/2025 11:49 AM View: Appendix III Interwell

Plant McIntosh Client: Southern Company Data: McIntosh AP-1

Sanitas™ v.10.0.27 Software licensed to Groundwater Stats Consulting. UG

Within Limit

Prediction Limit

Interwell Non-parametric

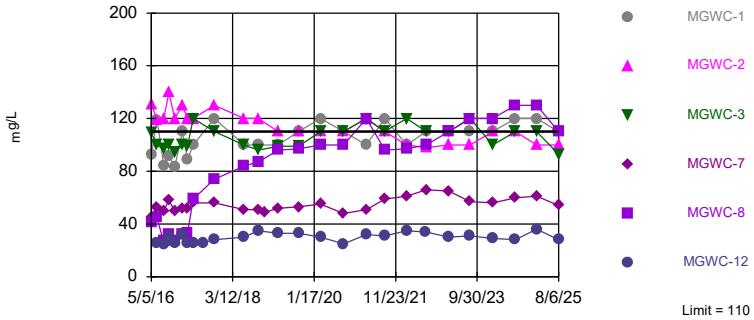

Non-parametric test used in lieu of parametric prediction limit because the Chi Squared normality test showed the data to be non-normal at the 0.01 alpha level. Limit is highest of 116 background values. Annual per-constituent alpha = 0.001758. Individual comparison alpha = 0.0001466 (1 of 2). Comparing 6 points to limit.

Constituent: Calcium Analysis Run 9/23/2025 11:49 AM View: Appendix III Interwell

Plant McIntosh Client: Southern Company Data: McIntosh AP-1

Sanitas™ v.10.0.27 Software licensed to Groundwater Stats Consulting. UG

Exceeds Limit: MGWC-1, MGWC-2

Prediction Limit

Interwell Non-parametric

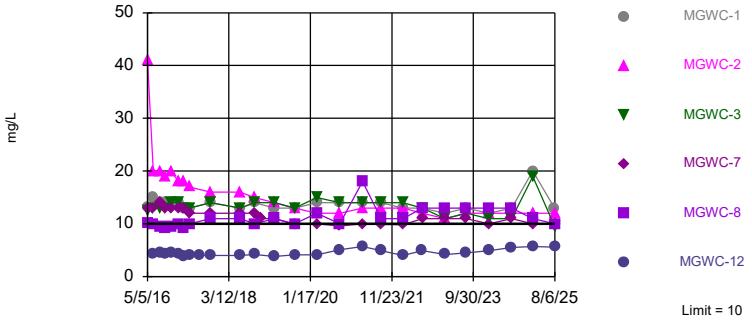

Non-parametric test used in lieu of parametric prediction limit because the Chi Squared normality test showed the data to be non-normal at the 0.01 alpha level. Limit is highest of 116 background values. 0.8621% NDs. Annual per-constituent alpha = 0.001758. Individual comparison alpha = 0.0001466 (1 of 2). Comparing 6 points to limit.

Constituent: Chloride Analysis Run 9/23/2025 11:49 AM View: Appendix III Interwell

Plant McIntosh Client: Southern Company Data: McIntosh AP-1

Sanitas™ v.10.0.27 Software licensed to Groundwater Stats Consulting. UG
Hollow symbols indicate censored values.

Exceeds Limit: MGWC-7, MGWC-12

Prediction Limit

Interwell Non-parametric

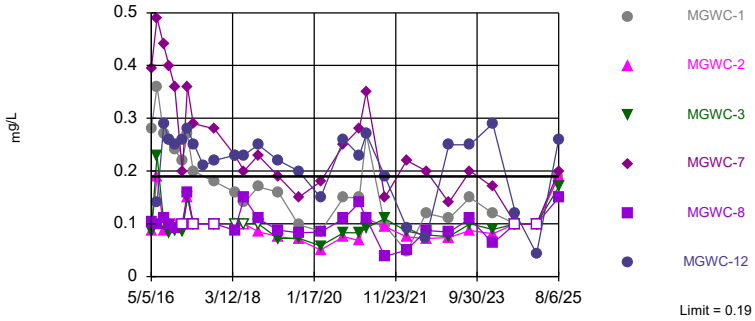

Non-parametric test used in lieu of parametric prediction limit because the Chi Squared normality test showed the data to be non-normal at the 0.01 alpha level. Limit is highest of 124 background values. 33.06% NDs. Annual per-constituent alpha = 0.001534. Individual comparison alpha = 0.0001279 (1 of 2). Comparing 6 points to limit.

Constituent: Fluoride Analysis Run 9/23/2025 11:49 AM View: Appendix III Interwell

Plant McIntosh Client: Southern Company Data: McIntosh AP-1

Sanitas™ v.10.0.27 Software licensed to Groundwater Stats Consulting. UG

Within Limits

Prediction Limit

Interwell Non-parametric

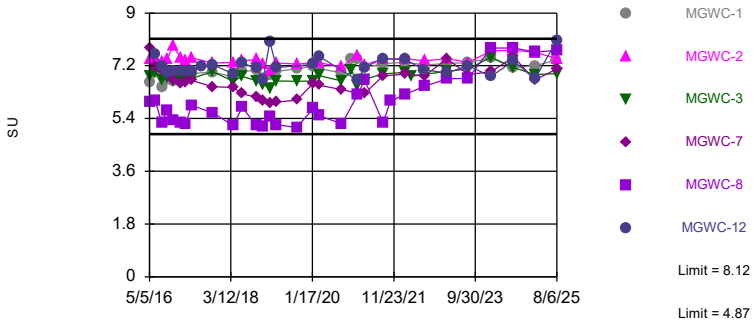

Non-parametric test used in lieu of parametric prediction limit because the Chi Squared normality test showed the data to be non-normal at the 0.01 alpha level. Limits are highest and lowest of 142 background values. Annual per-constituent alpha = 0.002335. Individual comparison alpha = 0.0001947 (1 of 2). Comparing 6 points to limit.

Constituent: pH, Field Analysis Run 9/23/2025 11:49 AM View: Appendix III Interwell

Plant McIntosh Client: Southern Company Data: McIntosh AP-1

Sanitas™ v.10.0.27 Software licensed to Groundwater Stats Consulting. UG

Hollow symbols indicate censored values.

Exceeds Limit: MGWC-1, MGWC-2, MGWC -3, MGWC-7, MGWC-8

Prediction Limit

Interwell Parametric

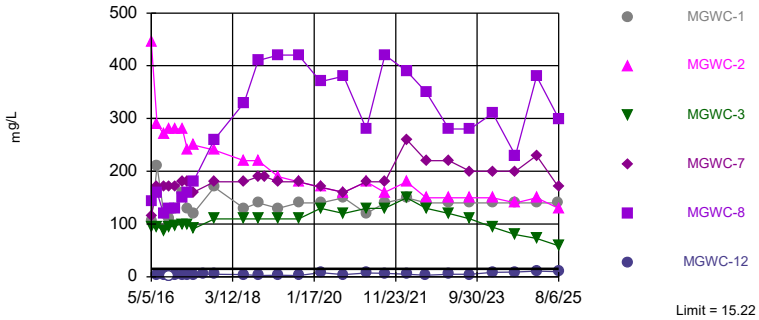

Background Data Summary (based on natural log transformation): Mean=0.8572, Std. Dev.=1.016, n=116, 13.79% NDs. Normality test: Chi Squared @alpha = 0.01, calculated = 13.48, critical = 14.07. Kappa = 1.836 (c=7, w=6, 1 of 2, event alpha = 0.05132). Report alpha = 0.007498. Individual comparison alpha = 0.001254. Comparing 6 points to limit.

Constituent: Sulfate Analysis Run 9/23/2025 11:49 AM View: Appendix III Interwell

Plant McIntosh Client: Southern Company Data: McIntosh AP-1

Sanitas™ v.10.0.27 Software licensed to Groundwater Stats Consulting. UG

Exceeds Limit: MGWC-1, MGWC-2, MGWC -3, MGWC-7, MGWC-8

Prediction Limit

Interwell Non-parametric

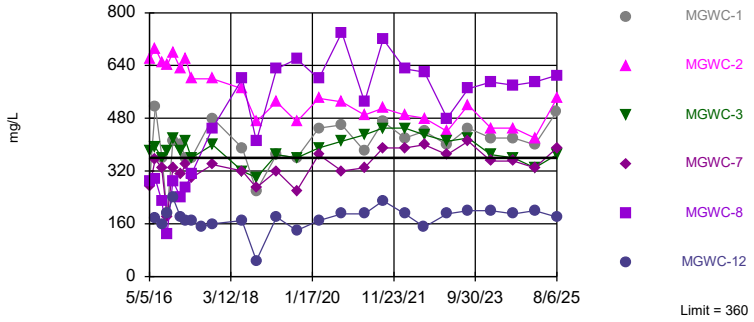

Non-parametric test used in lieu of parametric prediction limit because the Chi Squared normality test showed the data to be non-normal at the 0.01 alpha level. Limit is highest of 115 background values. Annual per-constituent alpha = 0.001793. Individual comparison alpha = 0.0001495 (1 of 2). Comparing 6 points to limit.

Constituent: TDS Analysis Run 9/23/2025 11:49 AM View: Appendix III Interwell

Plant McIntosh Client: Southern Company Data: McIntosh AP-1

Prediction Limit

Constituent: Boron (mg/L) Analysis Run 9/23/2025 11:51 AM View: Appendix III Interwell

Plant McIntosh Client: Southern Company Data: McIntosh AP-1

	MGWA-5 (bg)	MGWA-10 (bg)	MGWC-7	MGWA-6 (bg)	MGWC-8	MGWC-3	MGWC-1	MGWC-2	MGWA-11 (bg)
5/5/2016	<0.08	<0.08	0.855	0.157	0.976				
5/6/2016						0.926	0.567	3.78	
6/20/2016	0.013 (J)	0.011 (J)							0.017 (J)
6/21/2016			1.15	0.124	0.862	0.792	1.55	3.1	
8/15/2016	0.023 (J)	0.022 (J)	1.3	0.18	0.8				0.032 (J)
8/16/2016						1	0.85	2.8	
9/28/2016	<0.08	0.023 (J)	1.3	0.17	0.8		0.7		0.021 (J)
9/29/2016						1		3.1	
11/16/2016	<0.08	<0.08	1.3	0.17	0.98	1.2	0.88	3.9	<0.08
1/16/2017		0.021 (J)							
1/17/2017	<0.08		1.3	0.17	1.6	1.3			<0.08
1/18/2017								3.7	
1/19/2017							1.5		
3/2/2017	<0.08	<0.08	1.3	0.14	1.8	1.3	0.89	3.3	<0.08
4/18/2017	<0.08	<0.08	1.5	0.14	2.4	1.8	1.1		<0.08
4/19/2017								3.7	
4/25/2017									
7/13/2017									<0.08
10/10/2017	<0.08	0.021 (J)	1.4	0.12	4.2	1.7	1.9	3.4	0.025 (J)
6/12/2018	<0.08	<0.08							<0.08
6/13/2018			1.4	0.11	4.9	1.6	1.2	3	
10/9/2018	<0.08	<0.08							<0.08
10/10/2018			1.4	0.096	5.1	1.6	1.2	3	
1/29/2019									
3/25/2019	<0.08	<0.08							<0.08
3/26/2019			1.5	0.079	5.1	1.5	1.3	2.6	
9/10/2019	<0.08	<0.08	1.5	0.097	4.8	1.5	1.5	2.4	<0.08
3/9/2020		0.045 (J)							<0.08
3/10/2020	<0.08		1.4	0.051 (J)	4	1.3	1.9	2.3	
9/16/2020	<0.08	<0.08		0.041 (J)				2.1	0.045 (J)
9/17/2020			1.4		4.4	1.2	1.8		
3/23/2021		<0.08		<0.08					0.047 (J)
3/24/2021	<0.08		1.5		3.6	1.2	0.57	2.4	
8/23/2021		<0.08							0.043 (J)
8/24/2021	<0.08			<0.08		0.97		2.2	
8/25/2021			1.6		4.2		1.7		
2/22/2022	<0.08	<0.08		<0.08			1.7		<0.08
2/23/2022			2.1		4.1	0.83		2	
8/2/2022	<0.08	<0.08		<0.08					<0.08
8/3/2022			2.3			0.76	1.7		
8/4/2022					4.3			1.9	
2/7/2023	0.022 (J)	<0.08		0.028 (J)		0.63			0.028 (J)
2/8/2023			2.1		3.9		1.5	1.8	
8/1/2023	0.037 (J)	0.035 (J)		0.057 (J)	4.3	0.65	1.6		0.045 (J)
8/2/2023			2.2					1.8	
2/6/2024	0.044 (J)	<0.08	2.4	0.026 (J)			1.6		0.047 (J)
2/7/2024					5.1	0.59		1.9	
8/13/2024	0.026 (J)	<0.08		0.031 (J)			1.7		0.026 (J)
8/14/2024			2.1		5.1	0.42		1.7	
2/3/2025	0.081			0.028 (J)					
2/4/2025		<0.08	2.4		5.9	0.45	1.6		0.035 (J)
2/5/2025								1.7	

ND substitution: RL or RL/2 if <15% NDs.

Prediction Limit

Constituent: Boron (mg/L) Analysis Run 9/23/2025 11:51 AM View: Appendix III Interwell

Plant McIntosh Client: Southern Company Data: McIntosh AP-1

	MGWA-5 (bg)	MGWA-10 (bg)	MGWC-7	MGWA-6 (bg)	MGWC-8	MGWC-3	MGWC-1	MGWC-2	MGWA-11 (bg)
8/5/2025	<0.08	<0.08		<0.08			1.7		<0.08
8/6/2025			2.1		5.1	0.26		1.6	

ND substitution: RL or RL/2 if <15% NDs.

Prediction Limit

Constituent: Boron (mg/L) Analysis Run 9/23/2025 11:51 AM View: Appendix III Interwell

Plant McIntosh Client: Southern Company Data: McIntosh AP-1

	MGWC-12	MGWA-6A (bg)
5/5/2016		
5/6/2016		
6/20/2016		
6/21/2016	0.0201 (J)	
8/15/2016		
8/16/2016	0.055	
9/28/2016		
9/29/2016	<0.08	
11/16/2016	0.055	
1/16/2017		
1/17/2017		
1/18/2017	0.097	
1/19/2017		
3/2/2017	0.064	
4/18/2017		
4/19/2017		
4/25/2017	<0.08	
7/13/2017	<0.08	
10/10/2017	<0.08	
6/12/2018	<0.08	
6/13/2018		
10/9/2018		
10/10/2018	0.034 (J)	
1/29/2019		<0.08
3/25/2019		<0.08
3/26/2019	0.032 (J)	
9/10/2019	0.06 (J)	0.04 (J)
3/9/2020		
3/10/2020	<0.08	<0.08
9/16/2020	<0.08	0.04 (J)
9/17/2020		
3/23/2021		<0.08
3/24/2021	<0.08	
8/23/2021		
8/24/2021		<0.08
8/25/2021	0.11	
2/22/2022	<0.08	<0.08
2/23/2022		
8/2/2022	0.071 (J)	<0.08
8/3/2022		
8/4/2022		
2/7/2023	0.067 (J)	0.039 (J)
2/8/2023		
8/1/2023		0.038 (J)
8/2/2023	0.062 (J)	
2/6/2024		0.084
2/7/2024	0.023 (J)	
8/13/2024		0.033 (J)
8/14/2024	0.029 (J)	
2/3/2025		
2/4/2025	0.03 (J)	0.03 (J)
2/5/2025		

ND substitution: RL or RL/2 if <15% NDs.

Prediction Limit

Constituent: Boron (mg/L) Analysis Run 9/23/2025 11:51 AM View: Appendix III Interwell

Plant McIntosh Client: Southern Company Data: McIntosh AP-1

	MGWC-12	MGWA-6A (bg)
8/5/2025		<0.08
8/6/2025	<0.08	

ND substitution: RL or RL/2 if <15% NDs.

Prediction Limit

Constituent: Calcium (mg/L) Analysis Run 9/23/2025 11:51 AM View: Appendix III Interwell

Plant McIntosh Client: Southern Company Data: McIntosh AP-1

	MGWA-5 (bg)	MGWA-10 (bg)	MGWC-7	MGWA-6 (bg)	MGWC-8	MGWC-3	MGWC-1	MGWC-2	MGWA-11 (bg)
5/5/2016	27	8.83	45	105	41.2				
5/6/2016						109	92.5	131	
6/20/2016	29.4	8.1							35.5
6/21/2016			52.8	91.2	44.7	99.7	119	119	
8/15/2016	26	6.1	50	94	27				34
8/16/2016						97	84	120	
9/28/2016	31	7.2	58	110	32		92		38
9/29/2016						100		140	
11/16/2016	26	5.2	50	98	27	94	83	120	33
1/16/2017		3.8							
1/17/2017	29		52	100	32	100			34
1/18/2017								130	
1/19/2017							110		
3/2/2017	28	5.4	52	100	33	99	89	120	35
4/18/2017	27	5	56	110	59	120	100		33
4/19/2017								120	
4/25/2017									
7/13/2017									30
10/10/2017	31	4.8	56	110	74	110	120	130	39
6/12/2018	25	4.8							26
6/13/2018			51	100	84	100	100	120	
10/9/2018	29	4.5							29
10/10/2018			51	100	87	96	100	120	
12/5/2018			49						28
1/29/2019									
3/25/2019	27	4.6							37
3/26/2019			52	100	96	99	100	110	
9/10/2019	27	4.9	53	110	97	99	110	110	36
3/9/2020		4							32
3/10/2020	29		55	100	100	110	120	110	
9/16/2020	28	6.8		100				110	30
9/17/2020			48		100	110	110		
3/23/2021		4		110					42
3/24/2021	28		51		120	120	100	120	
8/23/2021		5.8							34
8/24/2021	27			100		110		110	
8/25/2021			59		96		120		
2/22/2022	25	3.3		97			100		36
2/23/2022			61		97	120		100	
8/2/2022	26	3.1		110					36
8/3/2022			66			110	110		
8/4/2022					100			98	
2/7/2023	26	3.6		110		110			34
2/8/2023			65		110		110	100	
8/1/2023	28	3.9		110	120	120	110		39
8/2/2023			57					100	
2/6/2024	26	3.9	56	100			110		40
2/7/2024					120	100		110	
8/13/2024	28	4.2		110			120		35
8/14/2024			60		130	110		110	
2/3/2025	29			110					
2/4/2025		3.2	61		130	110	120		44

Prediction Limit

Constituent: Calcium (mg/L) Analysis Run 9/23/2025 11:51 AM View: Appendix III Interwell

Plant McIntosh Client: Southern Company Data: McIntosh AP-1

	MGWA-5 (bg)	MGWA-10 (bg)	MGWC-7	MGWA-6 (bg)	MGWC-8	MGWC-3	MGWC-1	MGWC-2	MGWA-11 (bg)
2/5/2025								100	
8/5/2025	25	6.4		93			110		35
8/6/2025			54		110	93		100	

Prediction Limit

Constituent: Calcium (mg/L) Analysis Run 9/23/2025 11:51 AM View: Appendix III Interwell

Plant McIntosh Client: Southern Company Data: McIntosh AP-1

	MGWC-12	MGWA-6A (bg)
5/5/2016		
5/6/2016		
6/20/2016		
6/21/2016	25.5	
8/15/2016		
8/16/2016	25	
9/28/2016		
9/29/2016	30	
11/16/2016	26	
1/16/2017		
1/17/2017		
1/18/2017	32	
1/19/2017		
3/2/2017	26	
4/18/2017		
4/19/2017		
4/25/2017	26	
7/13/2017	26	
10/10/2017	28	
6/12/2018	30	
6/13/2018		
10/9/2018		
10/10/2018	35	
12/5/2018		
1/29/2019		95.1
3/25/2019		89
3/26/2019	33	
9/10/2019	33	86
3/9/2020		
3/10/2020	30	90
9/16/2020	25	93
9/17/2020		
3/23/2021		97
3/24/2021	32	
8/23/2021		
8/24/2021		83
8/25/2021	31	
2/22/2022	35	90
2/23/2022		
8/2/2022	34	94
8/3/2022		
8/4/2022		
2/7/2023	30	99
2/8/2023		
8/1/2023		110
8/2/2023	31	
2/6/2024		100
2/7/2024	29	
8/13/2024		110
8/14/2024	28	
2/3/2025		
2/4/2025	36	110

Prediction Limit

Constituent: Calcium (mg/L) Analysis Run 9/23/2025 11:51 AM View: Appendix III Interwell

Plant McIntosh Client: Southern Company Data: McIntosh AP-1

	MGWC-12	MGWA-6A (bg)
2/5/2025		
8/5/2025		94
8/6/2025	28	

Prediction Limit

Constituent: Chloride (mg/L) Analysis Run 9/23/2025 11:51 AM View: Appendix III Interwell

Plant McIntosh Client: Southern Company Data: McIntosh AP-1

	MGWA-5 (bg)	MGWA-10 (bg)	MGWC-7	MGWA-6 (bg)	MGWC-8	MGWC-3	MGWC-1	MGWC-2	MGWA-11 (bg)
5/5/2016	6.51	7.35	13	9.67	10.1				
5/6/2016						12.5	13.2	41	
6/20/2016	5.9	7							4.3
6/21/2016			13	9.2	10	13	15	20	
8/15/2016	6.4	7.5	14	10	9.5				4.1
8/16/2016						13	14	20	
9/28/2016	6.1	7	13	10	9.2		14		3.9
9/29/2016						13		19	
11/16/2016	6.1	7.5	13	10	9.5	14	14	20	4.1
1/16/2017		7.7							
1/17/2017	5.7		13	9.4	10	14			3.9
1/18/2017								18	
1/19/2017							14		
3/2/2017	5.3	6.9	13	8.6	9.3	13	13	18	3.5
4/18/2017	5.3	6.8	12	8.9	10	13	13		3.7
4/19/2017								17	
4/25/2017									
7/13/2017									4.2
10/10/2017	5.3	6.9	12	8.3	11	14	14	16	3.4
6/12/2018	5.1	6.7							4.6
6/13/2018			12	7	11	13	13	16	
10/9/2018	5.6	7.1							4.5
10/10/2018			12	6.9	10	14	14	15	
12/5/2018			11						4.1
1/29/2019									
3/25/2019	4.7	6.8							3.4
3/26/2019			11	5.8	11	14	13	14	
9/10/2019	5.1	7	9.9	6	10	13	13	13	3.5
3/9/2020		7.4							4.5
3/10/2020	5.4		10	5.1	12	15	14	12	
9/16/2020	5.2	7		4.3				12	4.6
9/17/2020			9.6		10	14	14		
3/23/2021		7.8		4					3.8
3/24/2021	5.5		10		18	14	14	13	
8/23/2021		7.3							4.4
8/24/2021	5.5			4		14		13	
8/25/2021			9.9		11		14		
2/22/2022	5.1	7.1		4			13		3.1
2/23/2022			9.8		11	14		13	
8/2/2022	3.5	7.4		2.6					3.4
8/3/2022			11			13	13		
8/4/2022					13			12	
2/7/2023	4.7	7		3.1		11			4.2
2/8/2023			11		13		12	11	
8/1/2023	5.2	7.4		3.3	13	12	13		3.3
8/2/2023			11					12	
2/6/2024	4.9	7.2	10	3.1			12		3.3
2/7/2024					13	11		12	
8/13/2024	5.2	7.6		3.4			13		4.9
8/14/2024			11		13	11		12	
2/3/2025	5.4			3.4					
2/4/2025		8	10		11	19	20		3.8

Prediction Limit

Constituent: Chloride (mg/L) Analysis Run 9/23/2025 11:51 AM View: Appendix III Interwell

Plant McIntosh Client: Southern Company Data: McIntosh AP-1

	MGWA-5 (bg)	MGWA-10 (bg)	MGWC-7	MGWA-6 (bg)	MGWC-8	MGWC-3	MGWC-1	MGWC-2	MGWA-11 (bg)
2/5/2025								12	
8/5/2025	<1	6.9		3			13		3.5
8/6/2025			9.9		10	9.4		12	

ND substitution: RL or RL/2 if <15% NDs.

Prediction Limit

Constituent: Chloride (mg/L) Analysis Run 9/23/2025 11:51 AM View: Appendix III Interwell

Plant McIntosh Client: Southern Company Data: McIntosh AP-1

	MGWC-12	MGWA-6A (bg)
5/5/2016		
5/6/2016		
6/20/2016		
6/21/2016	4.4	
8/15/2016		
8/16/2016	4.6	
9/28/2016		
9/29/2016	4.4	
11/16/2016	4.5	
1/16/2017		
1/17/2017		
1/18/2017	4.2	
1/19/2017		
3/2/2017	3.9	
4/18/2017		
4/19/2017		
4/25/2017	4	
7/13/2017	4	
10/10/2017	4	
6/12/2018	4	
6/13/2018		
10/9/2018		
10/10/2018	4.2	
12/5/2018		
1/29/2019		4.51
3/25/2019		4.4
3/26/2019	3.8	
9/10/2019	4.1	4.2
3/9/2020		
3/10/2020	4.1	4
9/16/2020	5.1	3.7
9/17/2020		
3/23/2021		4.1
3/24/2021	5.7	
8/23/2021		
8/24/2021		3.9
8/25/2021	4.9	
2/22/2022	4	3.3
2/23/2022		
8/2/2022	4.9	2.8
8/3/2022		
8/4/2022		
2/7/2023	4.2	3.2
2/8/2023		
8/1/2023		3.4
8/2/2023	4.5	
2/6/2024		3.2
2/7/2024	4.9	
8/13/2024		3.5
8/14/2024	5.5	
2/3/2025		
2/4/2025	5.7	3.5

Prediction Limit

Constituent: Chloride (mg/L) Analysis Run 9/23/2025 11:51 AM View: Appendix III Interwell

Plant McIntosh Client: Southern Company Data: McIntosh AP-1

	MGWC-12	MGWA-6A (bg)
2/5/2025		
8/5/2025		3.1
8/6/2025	5.6	

Prediction Limit

Constituent: Fluoride (mg/L) Analysis Run 9/23/2025 11:51 AM View: Appendix III Interwell

Plant McIntosh Client: Southern Company Data: McIntosh AP-1

	MGWA-5 (bg)	MGWA-10 (bg)	MGWC-8	MGWC-7	MGWA-6 (bg)	MGWC-1	MGWC-2	MGWC-3	MGWA-11 (bg)
5/5/2016	0.132 (J)	0.046 (J)	0.103 (J)	0.394	0.091 (J)				
5/6/2016						0.28 (J)	0.088 (J)	0.086 (J)	
6/20/2016	0.05 (J)	<0.1							0.06 (J)
6/21/2016			0.1 (J)	0.49	0.08 (J)	0.36	0.19 (J)	0.23 (J)	
8/15/2016	0.1 (J)	<0.1	0.11 (J)	0.44	<0.1				0.1 (J)
8/16/2016						0.27	0.087 (J)	<0.1	
9/28/2016	0.11 (J)	<0.1	0.1 (J)	0.4	0.084 (J)	0.26			0.097 (J)
9/29/2016							<0.1	0.082 (J)	
11/16/2016	0.093 (J)	<0.1	0.091 (J)	0.36	0.084 (J)	0.24	<0.1	0.087 (J)	0.12 (J)
1/16/2017		<0.1							
1/17/2017	0.095 (J)		<0.1	0.2	0.099 (J)			0.086 (J)	0.11 (J)
1/18/2017							<0.1		
1/19/2017						0.22			
3/2/2017	0.16 (J)	0.12 (J)	0.16 (J)	0.36	0.15 (J)	0.27	0.15 (J)	0.15 (J)	0.18 (J)
4/18/2017	<0.1	<0.1	<0.1	0.29	<0.1	0.2		<0.1	0.11 (J)
4/19/2017							<0.1		
4/25/2017									
7/13/2017									0.12 (J)
10/10/2017	<0.1	<0.1	<0.1	0.28	<0.1	0.18 (J)	<0.1	<0.1	0.086 (J)
3/29/2018	0.084 (J)	<0.1		0.23	<0.1	0.16 (J)			<0.1
3/30/2018			0.088 (J)				<0.1	<0.1	
6/12/2018	<0.1	<0.1							0.16 (J)
6/13/2018			0.15 (J)	0.2	<0.1	0.14 (J)	<0.1	<0.1	
10/9/2018	0.086 (J)	<0.1							0.16 (J)
10/10/2018			0.11 (J)	0.23	<0.1	0.17 (J)	0.085 (J)	<0.1	
1/29/2019									
3/25/2019	0.072 (J)	<0.1							0.087 (J)
3/26/2019			0.088 (J)	0.19 (J)	0.065 (J)	0.16 (J)	0.076 (J)	0.072 (J)	
9/10/2019	0.068 (J)	0.044 (J)	0.083 (J)	0.15	0.076 (J)	0.098 (J)	0.07 (J)	0.073 (J)	0.075 (J)
3/9/2020		0.061 (J)							0.19
3/10/2020	0.055 (J)		0.084 (J)	0.18	0.045 (J)	0.086 (J)	0.05 (J)	0.058 (J)	
9/16/2020	0.08 (J)	0.042 (J)			0.076 (J)		0.076 (J)		0.18
9/17/2020			0.11	0.25		0.15		0.083 (J)	
1/25/2021		<0.1							
1/26/2021	0.087 (J)		0.14	0.28	0.072 (J)	0.15	0.068 (J)	0.083 (J)	0.073 (J)
3/23/2021		0.038 (J)			0.082 (J)				0.081 (J)
3/24/2021	0.091 (J)		0.11	0.35		0.27	0.11	0.092 (J)	
8/23/2021		0.048 (J)							0.12
8/24/2021	0.1				0.1		0.095 (J)	0.11	
8/25/2021			0.038 (J)	0.15		0.097 (J)			
2/22/2022	<0.1	<0.1			0.034 (J)	0.047 (J)			<0.1
2/23/2022			0.05 (J)	0.22			0.075 (J)	0.086 (J)	
8/2/2022	0.066 (J)	<0.1			0.055 (J)				0.065 (J)
8/3/2022				0.2		0.12		0.079 (J)	
8/4/2022			0.087 (J)				0.072 (J)		
2/7/2023	0.069 (J)	<0.1			0.06 (J)			0.076 (J)	0.07 (J)
2/8/2023			0.084 (J)	0.14		0.11	0.074 (J)		
8/1/2023	0.094 (J)	<0.1	0.11		0.084 (J)	0.15		0.1	0.094 (J)
8/2/2023				0.2			0.087 (J)		
2/6/2024	0.079 (J)	<0.1		0.17	0.069 (J)	0.12			0.071 (J)
2/7/2024			0.063 (J)				0.081 (J)	0.089 (J)	
8/13/2024	<0.1	<0.1			<0.1	<0.1			<0.1

ND substitution: RL or RL/2 if <15% NDs.

Prediction Limit

Constituent: Fluoride (mg/L) Analysis Run 9/23/2025 11:51 AM View: Appendix III Interwell

Plant McIntosh Client: Southern Company Data: McIntosh AP-1

	MGWA-5 (bg)	MGWA-10 (bg)	MGWC-8	MGWC-7	MGWA-6 (bg)	MGWC-1	MGWC-2	MGWC-3	MGWA-11 (bg)
8/14/2024			<0.1	<0.1			<0.1	<0.1	
2/3/2025	<0.1				<0.1				
2/4/2025		<0.1	<0.1	<0.1		<0.1		<0.1	<0.1
2/5/2025							<0.1		
8/5/2025	0.13 (J)	0.14 (J)			0.18 (J)	0.19 (J)			0.17 (J)
8/6/2025			0.15 (J)	0.2			0.19 (J)	0.17 (J)	

ND substitution: RL or RL/2 if <15% NDs.

Prediction Limit

Constituent: Fluoride (mg/L) Analysis Run 9/23/2025 11:51 AM View: Appendix III Interwell

Plant McIntosh Client: Southern Company Data: McIntosh AP-1

	MGWC-12	MGWA-6A (bg)
5/5/2016		
5/6/2016		
6/20/2016		
6/21/2016	0.14 (J)	
8/15/2016		
8/16/2016	0.29	
9/28/2016		
9/29/2016	0.26	
11/16/2016	0.25	
1/16/2017		
1/17/2017		
1/18/2017	0.26	
1/19/2017		
3/2/2017	0.28	
4/18/2017		
4/19/2017		
4/25/2017	0.25	
7/13/2017	0.21	
10/10/2017	0.22	
3/29/2018	0.23	
3/30/2018		
6/12/2018	0.23	
6/13/2018		
10/9/2018		
10/10/2018	0.25	
1/29/2019		<0.1
3/25/2019		0.067 (J)
3/26/2019	0.22	
9/10/2019	0.2	0.052 (J)
3/9/2020		
3/10/2020	0.15	0.048 (J)
9/16/2020	0.26	0.078 (J)
9/17/2020		
1/25/2021		
1/26/2021	0.23	0.071 (J)
3/23/2021		0.096 (J)
3/24/2021	0.27	
8/23/2021		
8/24/2021		0.11
8/25/2021	0.19	
2/22/2022	0.093 (J)	<0.1
2/23/2022		
8/2/2022	0.074 (J)	0.052 (J)
8/3/2022		
8/4/2022		
2/7/2023	0.25	0.064 (J)
2/8/2023		
8/1/2023		0.081 (J)
8/2/2023	0.25	
2/6/2024		0.074 (J)
2/7/2024	0.29	
8/13/2024		<0.1

ND substitution: RL or RL/2 if <15% NDs.

Prediction Limit

Constituent: Fluoride (mg/L) Analysis Run 9/23/2025 11:51 AM View: Appendix III Interwell

Plant McIntosh Client: Southern Company Data: McIntosh AP-1

	MGWC-12	MGWA-6A (bg)
8/14/2024	0.12	
2/3/2025		
2/4/2025	0.043 (J)	<0.1
2/5/2025		
8/5/2025		0.14 (J)
8/6/2025	0.26	

ND substitution: RL or RL/2 if <15% NDs.

Prediction Limit

Constituent: pH, Field (SU) Analysis Run 9/23/2025 11:51 AM View: Appendix III Interwell

Plant McIntosh Client: Southern Company Data: McIntosh AP-1

	MGWA-5 (bg)	MGWC-7	MGWC-8	MGWA-10 (bg)	MGWA-6 (bg)	MGWC-2	MGWC-1	MGWC-3	MGWA-11 (bg)
5/5/2016	7.4	7.81	5.96	5.94	7.13				
5/6/2016						7.41	6.64	6.85	
6/20/2016	7.63			5.84					7.82
6/21/2016		7.2	6		7.25	7.41	6.99	6.98	
8/15/2016	7.54	7.04	5.26	5.65	7.04				7.52
8/16/2016						7.33	6.48	6.73	
9/28/2016	7.45	7	5.66	5.72	7.09		6.7		7.66
9/29/2016						7.42		6.81	
11/16/2016	7.39	6.73	5.33	5.65	7.6	7.87	6.66	6.69	7.51
1/16/2017				5.52					
1/17/2017	7.23	6.61	5.24		6.99			6.77	7.52
1/18/2017						7.49			
1/19/2017							6.81		
3/2/2017	7.55	6.62	5.21	5.53	6.95	7.37	6.75	6.79	7.5
4/18/2017	7.43	6.7	5.85	5.64	7.02		6.93	6.77	7.75
4/19/2017						7.48			
4/25/2017									
7/13/2017									7.72
10/10/2017	7.47	6.48	5.6	5.51	7.27	7.29	6.99	7	7.42
10/11/2017				6.11					6.35
3/29/2018	7.19	6.46		5.35	6.95		6.82		7.42
3/30/2018			5.16			7.31		6.68	
6/12/2018	7.55			6.23					8.02
6/13/2018		6.24	5.79		7.08	7.37	7.01	6.83	
10/9/2018	7.8			5.62					7.79
10/10/2018		6.12	5.15		7.01	7.41	7.04	6.69	
12/4/2018	7.26								
12/5/2018		6.02	5.11	5.44	6.81				7.43
12/6/2018						7.28	6.76	6.56	
1/28/2019				5.49					7.4
1/29/2019	7.63	5.93	5.46		6.55	7.03	6.87	6.42	
3/25/2019	7.44			5.27					7.29
3/26/2019	7.44	5.96	5.19		6.57	7.29	7.01	6.68	
9/10/2019	7.41	6.03	5.1	5.97	6.99	7.26	7.09	6.67	7.54
1/28/2020	7.46	6.61		5.78	7.17				7.4
1/29/2020			5.76			7.3	7.19	6.68	
3/9/2020				5.46					7.58
3/10/2020	7.3	6.54	5.5		7	7.3	7.11	6.87	
9/16/2020	7.38			6.37	6.98	7.16			7.89
9/17/2020		6.39	5.22				6.95	6.68	
12/7/2020					7.2				
12/8/2020							7.41	7.04	
1/25/2021				4.87					
1/26/2021	6.86	6.27	6.2		7.19	7.57	7.43	6.53	7.43
3/23/2021				5	6.74				7.06
3/24/2021	6.88	6.26	6.71			7.24	7.14	6.73	
8/23/2021				6.16					8.12
8/24/2021	7.78				7.11	7.42		6.92	
8/25/2021		6.85	5.26				7.27		
10/26/2021			5.99						
2/22/2022	7.57			5.38	7.14		7.32		7.6
2/23/2022		6.91	6.22			7.44		6.98	

Prediction Limit

Constituent: pH, Field (SU) Analysis Run 9/23/2025 11:51 AM View: Appendix III Interwell

Plant McIntosh Client: Southern Company Data: McIntosh AP-1

	MGWA-5 (bg)	MGWC-7	MGWC-8	MGWA-10 (bg)	MGWA-6 (bg)	MGWC-2	MGWC-1	MGWC-3	MGWA-11 (bg)
4/18/2022								6.84	
8/2/2022	7.45			5.41	7.1				7.57
8/3/2022		6.86					7.23	6.91	
8/4/2022			6.5			7.37			
2/7/2023	7.85			5.46	7.13			7.01	7.72
2/8/2023		7.43	6.76			7.44	7.28		
8/1/2023	7.52		6.77	5.46	7.14		7.3	7.09	7.61
8/2/2023		6.9				7.31			
2/6/2024	7.67	7		5.52	7.07		7.47		7.86
2/7/2024			7.81			7.71		7.49	
8/13/2024	7.67			5.43	7.27		7.14		7.72
8/14/2024		7.5	7.81			7.73		7.14	
2/3/2025	7.67				7.17				
2/4/2025		6.71	7.67	5.4			7.2	6.9	7.61
2/5/2025						7.66			
8/5/2025	7.3			6.19	6.86		7.39		7.83
8/6/2025		7.1	7.72			7.44		6.93	

Prediction Limit

Constituent: pH, Field (SU) Analysis Run 9/23/2025 11:51 AM View: Appendix III Interwell

Plant McIntosh Client: Southern Company Data: McIntosh AP-1

	MGWC-12	MGWA-6A (bg)
5/5/2016		
5/6/2016		
6/20/2016		
6/21/2016	7.61	
8/15/2016		
8/16/2016	7.17	
9/28/2016		
9/29/2016	6.97	
11/16/2016	7.03	
1/16/2017		
1/17/2017		
1/18/2017	7.01	
1/19/2017		
3/2/2017	7.02	
4/18/2017		
4/19/2017		
4/25/2017	7.02	
7/13/2017	7.17	
10/10/2017	7.24	
10/11/2017		
3/29/2018	6.93	
3/30/2018		
6/12/2018	7.29	
6/13/2018		
10/9/2018		
10/10/2018	7.12	
12/4/2018		
12/5/2018	6.73	
12/6/2018		
1/28/2019		6.93
1/29/2019	8.02	6.93
3/25/2019		7.1
3/26/2019	7.14	
9/10/2019	10.96 (O)	7.15
1/28/2020	7.25	7.36
1/29/2020		
3/9/2020		
3/10/2020	7.53	7.04
9/16/2020	11.03 (O)	6.89
9/17/2020		
12/7/2020		
12/8/2020		
1/25/2021		
1/26/2021	6.7	7.17
3/23/2021		6.56
3/24/2021	7.15	
8/23/2021		
8/24/2021		7.28
8/25/2021	7.44	
10/26/2021		
2/22/2022	7.41	7.2
2/23/2022		

Prediction Limit

Constituent: pH, Field (SU) Analysis Run 9/23/2025 11:51 AM View: Appendix III Interwell

Plant McIntosh Client: Southern Company Data: McIntosh AP-1

	MGWC-12	MGWA-6A (bg)
4/18/2022		
8/2/2022	7.06	7.27
8/3/2022		
8/4/2022		
2/7/2023	6.95	7.24
2/8/2023		
8/1/2023		7.2
8/2/2023	7.2	
2/6/2024		7.23
2/7/2024	6.83	
8/13/2024		7.23
8/14/2024	7.37	
2/3/2025		
2/4/2025	6.75	7.42
2/5/2025		
8/5/2025		6.96
8/6/2025	8.07	

Prediction Limit

Constituent: Sulfate (mg/L) Analysis Run 9/23/2025 11:51 AM View: Appendix III Interwell

Plant McIntosh Client: Southern Company Data: McIntosh AP-1

	MGWA-5 (bg)	MGWA-10 (bg)	MGWC-7	MGWA-6 (bg)	MGWC-8	MGWC-3	MGWC-1	MGWC-2	MGWA-11 (bg)
5/5/2016	4.47	2.46	116	17.8	144				
5/6/2016						94.2	106	445	
6/20/2016	7.7	2.5							1
6/21/2016			170	17	160	95	210	290	
8/15/2016	7.5	1.9	170	20	120				0.73 (J)
8/16/2016						88	120	270	
9/28/2016	7.8	1.9	170	21	130		110		<1
9/29/2016						94		280	
11/16/2016	6.7	1.7	170	20	130	97	130	280	<1
1/16/2017		<1							
1/17/2017	6.7		180	19	150	100			<1
1/18/2017								280	
1/19/2017							160		
3/2/2017	5.6	1.4	180	15	160	100	130	240	<1
4/18/2017	5.1	1.3	160	14	180	91	120		<1
4/19/2017								250	
4/25/2017									
7/13/2017									1.4
10/10/2017	4.9	1.1	180	11	260	110	170	240	0.87 (J)
6/12/2018	3.8	0.82 (J)							4.1
6/13/2018			180	8.7	330	110	130	220	
10/9/2018	6.7	0.82 (J)							2.2
10/10/2018			190	8.7	410	110	140	220	
12/5/2018			190						1.2
1/29/2019									
3/25/2019	3.4	1.1							1.3
3/26/2019			180	6.3	420	110	130	190	
9/10/2019	4.7	1.1	180	5.6	420	110	140	180	1.8
3/9/2020		4.2							3.4
3/10/2020	5.2		170	5	370	130	140	170	
9/16/2020	3.2	0.69 (J)		2.7				160	3
9/17/2020			160		380	120	150		
3/23/2021		<1		3.2					1.4
3/24/2021	3.5		180		280	130	120	180	
8/23/2021		<1							3.4
8/24/2021	3.6			3.5		130		160	
8/25/2021			180		420		140		
2/22/2022	3.2	<1		5.4			150		1.1
2/23/2022			260		390	150		180	
8/2/2022	2.7	<1		2.3					0.8 (J)
8/3/2022			220			130	140		
8/4/2022					350			150	
2/7/2023	2.5	<1		2.3		120			3.3
2/8/2023			220		280		140	150	
8/1/2023	2.9	0.56 (J)		3.2	280	110	140		1
8/2/2023			200					150	
2/6/2024	2.4	<1	200	2.8			140		0.82 (J)
2/7/2024					310	94		150	
8/13/2024	3.3	0.59 (J)		4.4			140		3.3
8/14/2024			200		230	80		140	
2/3/2025	3.4			4.6					
2/4/2025		<1	230		380	73	140		<1

ND substitution: RL or RL/2 if <15% NDs.

Prediction Limit

Constituent: Sulfate (mg/L) Analysis Run 9/23/2025 11:51 AM View: Appendix III Interwell

Plant McIntosh Client: Southern Company Data: McIntosh AP-1

	MGWA-5 (bg)	MGWA-10 (bg)	MGWC-7	MGWA-6 (bg)	MGWC-8	MGWC-3	MGWC-1	MGWC-2	MGWA-11 (bg)
2/5/2025								150	
8/5/2025	<1	<1		4.3			140		2.5
8/6/2025			170		300	59		130	

ND substitution: RL or RL/2 if <15% NDs.

Prediction Limit

Constituent: Sulfate (mg/L) Analysis Run 9/23/2025 11:51 AM View: Appendix III Interwell

Plant McIntosh Client: Southern Company Data: McIntosh AP-1

	MGWC-12	MGWA-6A (bg)
5/5/2016		
5/6/2016		
6/20/2016		
6/21/2016	4	
8/15/2016		
8/16/2016	2.8	
9/28/2016		
9/29/2016	<1	
11/16/2016	3	
1/16/2017		
1/17/2017		
1/18/2017	4.1	
1/19/2017		
3/2/2017	4.6	
4/18/2017		
4/19/2017		
4/25/2017	4.4	
7/13/2017	4.8	
10/10/2017	4.9	
6/12/2018	4.1	
6/13/2018		
10/9/2018		
10/10/2018	2.5	
12/5/2018		
1/29/2019		7.08
3/25/2019		1.8
3/26/2019	2.9	
9/10/2019	2.5	0.6 (J)
3/9/2020		
3/10/2020	7.8	2.4
9/16/2020	4.4	1
9/17/2020		
3/23/2021		1.7
3/24/2021	7.1	
8/23/2021		
8/24/2021		3.3
8/25/2021	6.6	
2/22/2022	4.8	2.1
2/23/2022		
8/2/2022	3.1	2.1
8/3/2022		
8/4/2022		
2/7/2023	4.7	1.6
2/8/2023		
8/1/2023		4
8/2/2023	4.6	
2/6/2024		2.4
2/7/2024	8.2	
8/13/2024		4.2
8/14/2024	8.9	
2/3/2025		
2/4/2025	11	4

ND substitution: RL or RL/2 if <15% NDs.

Prediction Limit

Constituent: Sulfate (mg/L) Analysis Run 9/23/2025 11:51 AM View: Appendix III Interwell

Plant McIntosh Client: Southern Company Data: McIntosh AP-1

	MGWC-12	MGWA-6A (bg)
2/5/2025		
8/5/2025		3.7
8/6/2025	9.9	

Prediction Limit

Constituent: TDS (mg/L) Analysis Run 9/23/2025 11:51 AM View: Appendix III Interwell

Plant McIntosh Client: Southern Company Data: McIntosh AP-1

	MGWA-5 (bg)	MGWA-10 (bg)	MGWC-7	MGWA-6 (bg)	MGWC-8	MGWC-3	MGWC-1	MGWC-2	MGWA-11 (bg)
5/5/2016	129	78	272	281	287				
5/6/2016						380	282	661	
6/20/2016	156	80							188
6/21/2016			356	303	297	392	516	692	
8/15/2016	160	58	330	310	230				180
8/16/2016						360	360	650	
9/28/2016	91	29	180	170	130		190		100
9/29/2016						380		640	
11/16/2016	250	140	330	340	290	420	410	680	270
1/16/2017		36							
1/17/2017	140		310	310	240	380			170
1/18/2017								630	
1/19/2017							400		
3/2/2017	170	78	340	330	270	410	360	660	210
4/18/2017	140	16	300	290	310	360	360		160
4/19/2017								600	
4/25/2017									
7/13/2017									150
10/10/2017	190	78	340	310	450	400	480	600	210
6/12/2018	180	62							150
6/13/2018			320	230	600	320	390	570	
10/9/2018	170	68							150
10/10/2018			270	300	410	300	260	470	
1/29/2019									
3/25/2019	150	54							210
3/26/2019			320	290	630	370	370	530	
9/10/2019	110	14	260	260	660	360	360	470	160
3/9/2020		56							190
3/10/2020	170		370	300	600	390	450	540	
9/16/2020	150	44		300				530	150
9/17/2020			320		740	410	460		
3/23/2021		53		300					220
3/24/2021	150		330		530	430	380	490	
8/23/2021		55							200
8/24/2021	160			300		450		510	
8/25/2021			390		720		470		
2/22/2022	150	38		300			420		210
2/23/2022			390		630	450		490	
8/2/2022	270	65		200					210
8/3/2022			400			430	440		
8/4/2022					620			480	
2/7/2023	150	61		290		410			190
2/8/2023			370		480		400	440	
8/1/2023	170	57		330	570	420	450		300
8/2/2023			410					520	
2/6/2024	150	57	350	280			420		210
2/7/2024					590	370		450	
8/13/2024	150	63		290			420		200
8/14/2024			350		580	360		450	
2/3/2025	150			260					
2/4/2025		54	330		590	330	400		220
2/5/2025								420	

Prediction Limit

Constituent: TDS (mg/L) Analysis Run 9/23/2025 11:51 AM View: Appendix III Interwell

Plant McIntosh Client: Southern Company Data: McIntosh AP-1

	MGWA-5 (bg)	MGWA-10 (bg)	MGWC-7	MGWA-6 (bg)	MGWC-8	MGWC-3	MGWC-1	MGWC-2	MGWA-11 (bg)
8/5/2025	150	58		290			500		220
8/6/2025			390		610	370		540	

Prediction Limit

Constituent: TDS (mg/L) Analysis Run 9/23/2025 11:51 AM View: Appendix III Interwell

Plant McIntosh Client: Southern Company Data: McIntosh AP-1

	MGWC-12	MGWA-6A (bg)
5/5/2016		
5/6/2016		
6/20/2016		
6/21/2016	177	
8/15/2016		
8/16/2016	160	
9/28/2016		
9/29/2016	190	
11/16/2016	240	
1/16/2017		
1/17/2017		
1/18/2017	180	
1/19/2017		
3/2/2017	170	
4/18/2017		
4/19/2017		
4/25/2017	170	
7/13/2017	150	
10/10/2017	160	
6/12/2018	170	
6/13/2018		
10/9/2018		
10/10/2018	48	
1/29/2019		280
3/25/2019		250
3/26/2019	180	
9/10/2019	140	230
3/9/2020		
3/10/2020	170	260
9/16/2020	190	320
9/17/2020		
3/23/2021		270
3/24/2021	190	
8/23/2021		
8/24/2021		280
8/25/2021	230	
2/22/2022	190	270
2/23/2022		
8/2/2022	150	190
8/3/2022		
8/4/2022		
2/7/2023	190	260
2/8/2023		
8/1/2023		360
8/2/2023	200	
2/6/2024		260
2/7/2024	200	
8/13/2024		270
8/14/2024	190	
2/3/2025		
2/4/2025	200	250
2/5/2025		

Prediction Limit

Constituent: TDS (mg/L) Analysis Run 9/23/2025 11:51 AM View: Appendix III Interwell

Plant McIntosh Client: Southern Company Data: McIntosh AP-1

	MGWC-12	MGWA-6A (bg)
8/5/2025		290
8/6/2025	180	

FIGURE F.

Appendix III Trend Tests - Prediction Limit Exceedances - Significant Results

Plant McIntosh Client: Southern Company Data: McIntosh AP-1 Printed 9/24/2025, 10:13 AM

Constituent	Well	Slope	Calc.	Critical	Sig.	N	%NDs	Normality	Xform	Alpha	Method
Boron (mg/L)	**MGWA-6 (bg)**	**-0.01515**	**-209**	**-111**	**Yes**	**25**	**20**	**n/a**	**n/a**	**0.01**	**NP**
Boron (mg/L)	**MGWC-1**	**0.08252**	**128**	**111**	**Yes**	**25**	**0**	**n/a**	**n/a**	**0.01**	**NP**
Boron (mg/L)	**MGWC-2**	**-0.2073**	**-241**	**-111**	**Yes**	**25**	**0**	**n/a**	**n/a**	**0.01**	**NP**
Boron (mg/L)	**MGWC-3**	**-0.1074**	**-135**	**-111**	**Yes**	**25**	**0**	**n/a**	**n/a**	**0.01**	**NP**
Boron (mg/L)	**MGWC-7**	**0.1265**	**231**	**111**	**Yes**	**25**	**0**	**n/a**	**n/a**	**0.01**	**NP**
Boron (mg/L)	**MGWC-8**	**0.4784**	**173**	**111**	**Yes**	**25**	**0**	**n/a**	**n/a**	**0.01**	**NP**
Chloride (mg/L)	**MGWA-5 (bg)**	**-0.1409**	**-159**	**-111**	**Yes**	**25**	**4**	**n/a**	**n/a**	**0.01**	**NP**
Chloride (mg/L)	**MGWA-6 (bg)**	**-0.9207**	**-248**	**-111**	**Yes**	**25**	**0**	**n/a**	**n/a**	**0.01**	**NP**
Chloride (mg/L)	**MGWA-6A (bg)**	**-0.2025**	**-65**	**-53**	**Yes**	**15**	**0**	**n/a**	**n/a**	**0.01**	**NP**
Chloride (mg/L)	**MGWC-2**	**-1.02**	**-237**	**-111**	**Yes**	**25**	**0**	**n/a**	**n/a**	**0.01**	**NP**
Sulfate (mg/L)	**MGWA-5 (bg)**	**-0.5297**	**-207**	**-111**	**Yes**	**25**	**4**	**n/a**	**n/a**	**0.01**	**NP**
Sulfate (mg/L)	**MGWA-6 (bg)**	**-1.93**	**-208**	**-111**	**Yes**	**25**	**0**	**n/a**	**n/a**	**0.01**	**NP**
Sulfate (mg/L)	**MGWA-10 (bg)**	**-0.09572**	**-153**	**-111**	**Yes**	**25**	**36**	**n/a**	**n/a**	**0.01**	**NP**
Sulfate (mg/L)	**MGWC-2**	**-18.02**	**-261**	**-111**	**Yes**	**25**	**0**	**n/a**	**n/a**	**0.01**	**NP**
Sulfate (mg/L)	**MGWC-7**	**4.244**	**148**	**118**	**Yes**	**26**	**0**	**n/a**	**n/a**	**0.01**	**NP**
Sulfate (mg/L)	**MGWC-8**	**21.89**	**117**	**111**	**Yes**	**25**	**0**	**n/a**	**n/a**	**0.01**	**NP**
TDS (mg/L)	**MGWC-2**	**-26.41**	**-206**	**-111**	**Yes**	**25**	**0**	**n/a**	**n/a**	**0.01**	**NP**
TDS (mg/L)	**MGWC-7**	**8.346**	**115**	**111**	**Yes**	**25**	**0**	**n/a**	**n/a**	**0.01**	**NP**
TDS (mg/L)	**MGWC-8**	**41.41**	**141**	**111**	**Yes**	**25**	**0**	**n/a**	**n/a**	**0.01**	**NP**

Appendix III Trend Tests - Prediction Limit Exceedances - All Results

Plant McIntosh Client: Southern Company Data: McIntosh AP-1 Printed 9/24/2025, 10:13 AM

Constituent	Well	Slope	Calc.	Critical	Sig.	N	%NDs	Normality	Xform	Alpha	Method
Boron (mg/L)	MGWA-5 (bg)	0	-1	-111	No	25	72	n/a	n/a	0.01	NP
Boron (mg/L)	**MGWA-6 (bg)**	**-0.01515**	**-209**	**-111**	**Yes**	**25**	**20**	**n/a**	**n/a**	**0.01**	**NP**
Boron (mg/L)	MGWA-6A (bg)	0	-24	-53	No	15	53.33	n/a	n/a	0.01	NP
Boron (mg/L)	MGWA-10 (bg)	0	74	111	No	25	72	n/a	n/a	0.01	NP
Boron (mg/L)	MGWA-11 (bg)	0	-12	-111	No	25	52	n/a	n/a	0.01	NP
Boron (mg/L)	**MGWC-1**	**0.08252**	**128**	**111**	**Yes**	**25**	**0**	**n/a**	**n/a**	**0.01**	**NP**
Boron (mg/L)	**MGWC-2**	**-0.2073**	**-241**	**-111**	**Yes**	**25**	**0**	**n/a**	**n/a**	**0.01**	**NP**
Boron (mg/L)	**MGWC-3**	**-0.1074**	**-135**	**-111**	**Yes**	**25**	**0**	**n/a**	**n/a**	**0.01**	**NP**
Boron (mg/L)	**MGWC-7**	**0.1265**	**231**	**111**	**Yes**	**25**	**0**	**n/a**	**n/a**	**0.01**	**NP**
Boron (mg/L)	**MGWC-8**	**0.4784**	**173**	**111**	**Yes**	**25**	**0**	**n/a**	**n/a**	**0.01**	**NP**
Chloride (mg/L)	**MGWA-5 (bg)**	**-0.1409**	**-159**	**-111**	**Yes**	**25**	**4**	**n/a**	**n/a**	**0.01**	**NP**
Chloride (mg/L)	**MGWA-6 (bg)**	**-0.9207**	**-248**	**-111**	**Yes**	**25**	**0**	**n/a**	**n/a**	**0.01**	**NP**
Chloride (mg/L)	**MGWA-6A (bg)**	**-0.2025**	**-65**	**-53**	**Yes**	**15**	**0**	**n/a**	**n/a**	**0.01**	**NP**
Chloride (mg/L)	MGWA-10 (bg)	0.02133	43	111	No	25	0	n/a	n/a	0.01	NP
Chloride (mg/L)	MGWA-11 (bg)	-0.03648	-48	-118	No	26	0	n/a	n/a	0.01	NP
Chloride (mg/L)	MGWC-1	0	-81	-111	No	25	0	n/a	n/a	0.01	NP
Chloride (mg/L)	**MGWC-2**	**-1.02**	**-237**	**-111**	**Yes**	**25**	**0**	**n/a**	**n/a**	**0.01**	**NP**
Fluoride (mg/L)	MGWA-5 (bg)	-0.0001529	-29	-124	No	27	22.22	n/a	n/a	0.01	NP
Fluoride (mg/L)	MGWA-6 (bg)	-3.8e-10	-33	-124	No	27	29.63	n/a	n/a	0.01	NP
Fluoride (mg/L)	MGWA-6A (bg)	0.005624	39	58	No	16	25	n/a	n/a	0.01	NP
Fluoride (mg/L)	MGWA-10 (bg)	0	10	124	No	27	70.37	n/a	n/a	0.01	NP
Fluoride (mg/L)	MGWA-11 (bg)	-0.004242	-71	-124	No	27	14.81	n/a	n/a	0.01	NP
Fluoride (mg/L)	MGWC-7	-0.01889	-120	-124	No	27	7.407	n/a	n/a	0.01	NP
Fluoride (mg/L)	MGWC-12	-0.00693	-72	-124	No	27	0	n/a	n/a	0.01	NP
Sulfate (mg/L)	**MGWA-5 (bg)**	**-0.5297**	**-207**	**-111**	**Yes**	**25**	**4**	**n/a**	**n/a**	**0.01**	**NP**
Sulfate (mg/L)	**MGWA-6 (bg)**	**-1.93**	**-208**	**-111**	**Yes**	**25**	**0**	**n/a**	**n/a**	**0.01**	**NP**
Sulfate (mg/L)	MGWA-6A (bg)	0.3028	32	53	No	15	0	n/a	n/a	0.01	NP
Sulfate (mg/L)	**MGWA-10 (bg)**	**-0.09572**	**-153**	**-111**	**Yes**	**25**	**36**	**n/a**	**n/a**	**0.01**	**NP**
Sulfate (mg/L)	MGWA-11 (bg)	0.08405	72	118	No	26	23.08	n/a	n/a	0.01	NP
Sulfate (mg/L)	MGWC-1	1.166	67	111	No	25	0	n/a	n/a	0.01	NP
Sulfate (mg/L)	**MGWC-2**	**-18.02**	**-261**	**-111**	**Yes**	**25**	**0**	**n/a**	**n/a**	**0.01**	**NP**
Sulfate (mg/L)	MGWC-3	3.23	54	111	No	25	0	n/a	n/a	0.01	NP
Sulfate (mg/L)	**MGWC-7**	**4.244**	**148**	**118**	**Yes**	**26**	**0**	**n/a**	**n/a**	**0.01**	**NP**
Sulfate (mg/L)	**MGWC-8**	**21.89**	**117**	**111**	**Yes**	**25**	**0**	**n/a**	**n/a**	**0.01**	**NP**
TDS (mg/L)	MGWA-5 (bg)	0	2	111	No	25	0	n/a	n/a	0.01	NP
TDS (mg/L)	MGWA-6 (bg)	-1.904	-60	-111	No	25	0	n/a	n/a	0.01	NP
TDS (mg/L)	MGWA-6A (bg)	0	7	53	No	15	0	n/a	n/a	0.01	NP
TDS (mg/L)	MGWA-10 (bg)	-0.9783	-38	-111	No	25	0	n/a	n/a	0.01	NP
TDS (mg/L)	MGWA-11 (bg)	4.862	95	111	No	25	0	n/a	n/a	0.01	NP
TDS (mg/L)	MGWC-1	8.189	89	111	No	25	0	n/a	n/a	0.01	NP
TDS (mg/L)	**MGWC-2**	**-26.41**	**-206**	**-111**	**Yes**	**25**	**0**	**n/a**	**n/a**	**0.01**	**NP**
TDS (mg/L)	MGWC-3	0.5569	18	111	No	25	0	n/a	n/a	0.01	NP
TDS (mg/L)	**MGWC-7**	**8.346**	**115**	**111**	**Yes**	**25**	**0**	**n/a**	**n/a**	**0.01**	**NP**
TDS (mg/L)	**MGWC-8**	**41.41**	**141**	**111**	**Yes**	**25**	**0**	**n/a**	**n/a**	**0.01**	**NP**

Sanitas™ v.10.0.27 Software licensed to Groundwater Stats Consulting. UG
Hollow symbols indicate censored values.

Sen's Slope Estimator

MGWA-5 (bg)

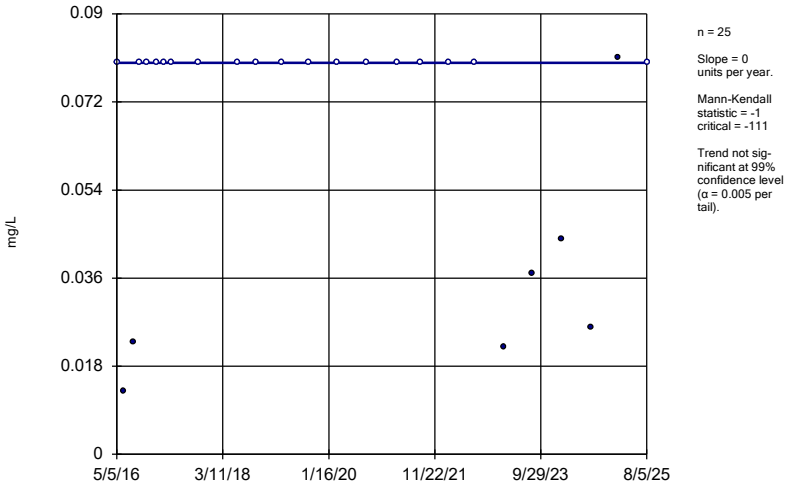

n = 25

Slope = 0 units per year.

Mann-Kendall statistic = -1
critical = -111

Trend not significant at 99% confidence level (α = 0.005 per tail).

Constituent: Boron Analysis Run 9/24/2025 10:10 AM View: Appendix III Trend Tests
Plant McIntosh Client: Southern Company Data: McIntosh AP-1

Sanitas™ v.10.0.27 Software licensed to Groundwater Stats Consulting. UG
Hollow symbols indicate censored values.

Sen's Slope Estimator

MGWA-6 (bg)

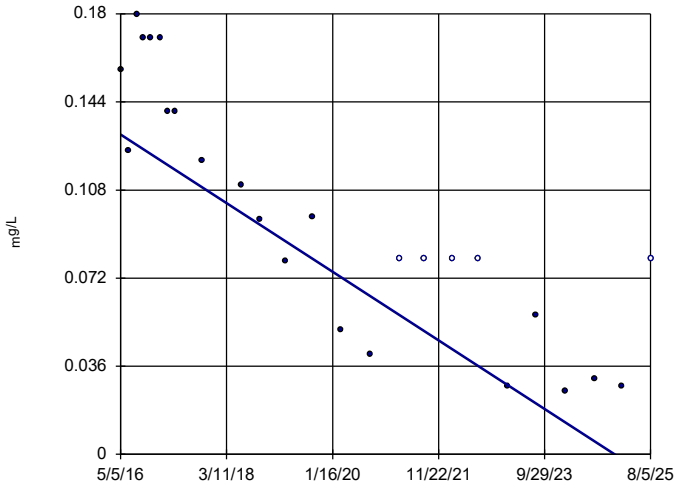

n = 25

Slope = -0.01515 units per year.

Mann-Kendall statistic = -209
critical = -111

Decreasing trend significant at 99% confidence level (α = 0.005 per tail).

Constituent: Boron Analysis Run 9/24/2025 10:10 AM View: Appendix III Trend Tests
Plant McIntosh Client: Southern Company Data: McIntosh AP-1

Sanitas™ v.10.0.27 Software licensed to Groundwater Stats Consulting. UG
Hollow symbols indicate censored values.

Sen's Slope Estimator

MGWA-6A (bg)

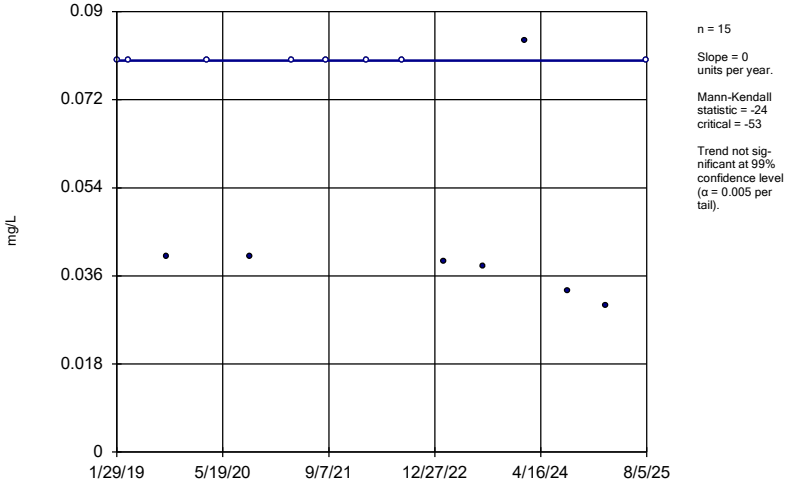

n = 15

Slope = 0 units per year.

Mann-Kendall statistic = -24
critical = -53

Trend not significant at 99% confidence level (α = 0.005 per tail).

Constituent: Boron Analysis Run 9/24/2025 10:11 AM View: Appendix III Trend Tests
Plant McIntosh Client: Southern Company Data: McIntosh AP-1

Sanitas™ v.10.0.27 Software licensed to Groundwater Stats Consulting. UG
Hollow symbols indicate censored values.

Sen's Slope Estimator

MGWA-10 (bg)

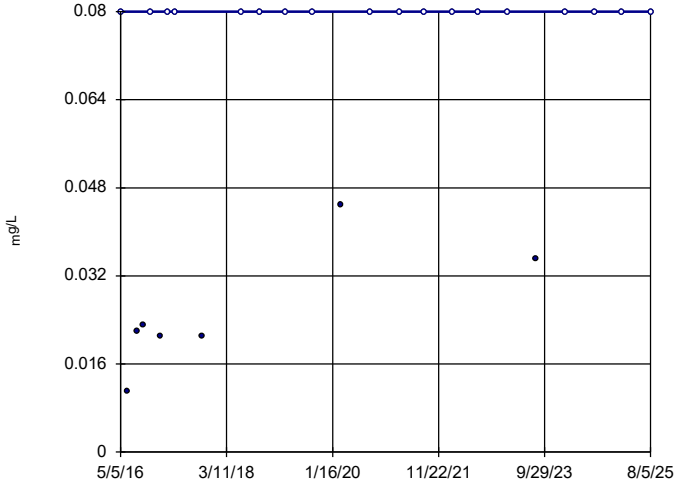

n = 25

Slope = 0 units per year.

Mann-Kendall statistic = 74
critical = 111

Trend not significant at 99% confidence level (α = 0.005 per tail).

Constituent: Boron Analysis Run 9/24/2025 10:11 AM View: Appendix III Trend Tests
Plant McIntosh Client: Southern Company Data: McIntosh AP-1

Sanitas™ v.10.0.27 Software licensed to Groundwater Stats Consulting. UG
Hollow symbols indicate censored values.

Sen's Slope Estimator

MGWA-11 (bg)

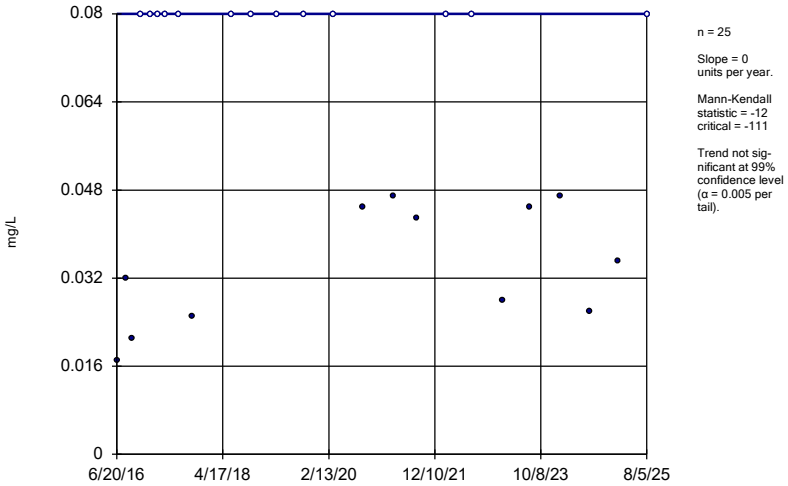

n = 25

Slope = 0 units per year.

Mann-Kendall statistic = -12 critical = -111

Trend not significant at 99% confidence level (α = 0.005 per tail).

Constituent: Boron Analysis Run 9/24/2025 10:11 AM View: Appendix III Trend Tests
Plant McIntosh Client: Southern Company Data: McIntosh AP-1

Sanitas™ v.10.0.27 Software licensed to Groundwater Stats Consulting. UG

Sen's Slope Estimator

MGWC-1

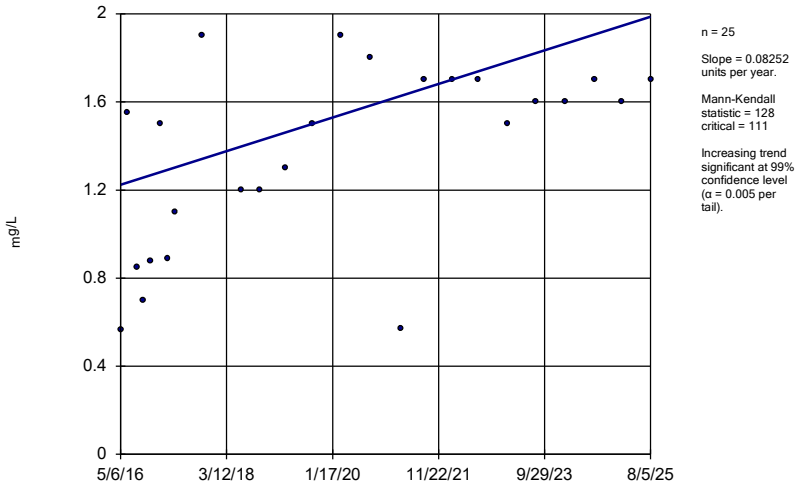

n = 25

Slope = 0.08252 units per year.

Mann-Kendall statistic = 128 critical = 111

Increasing trend significant at 99% confidence level (α = 0.005 per tail).

Constituent: Boron Analysis Run 9/24/2025 10:11 AM View: Appendix III Trend Tests
Plant McIntosh Client: Southern Company Data: McIntosh AP-1

Sanitas™ v.10.0.27 Software licensed to Groundwater Stats Consulting. UG

Sen's Slope Estimator

MGWC-2

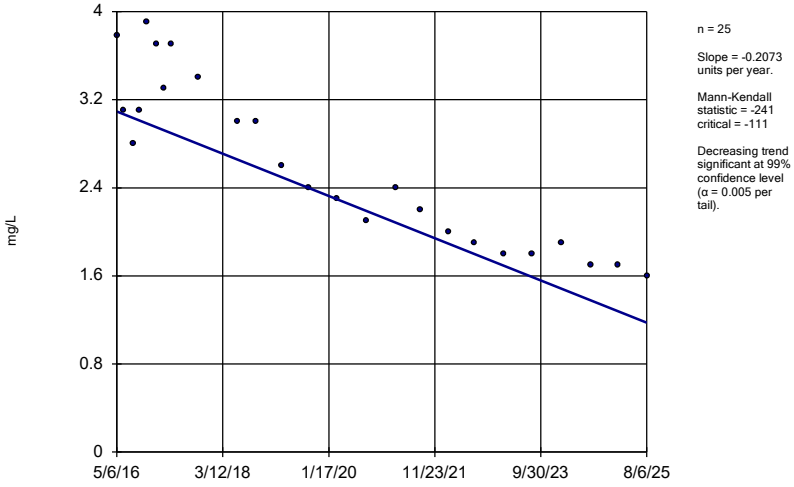

n = 25

Slope = -0.2073 units per year.

Mann-Kendall statistic = -241 critical = -111

Decreasing trend significant at 99% confidence level (α = 0.005 per tail).

Constituent: Boron Analysis Run 9/24/2025 10:11 AM View: Appendix III Trend Tests
Plant McIntosh Client: Southern Company Data: McIntosh AP-1

Sanitas™ v.10.0.27 Software licensed to Groundwater Stats Consulting. UG

Sen's Slope Estimator

MGWC-3

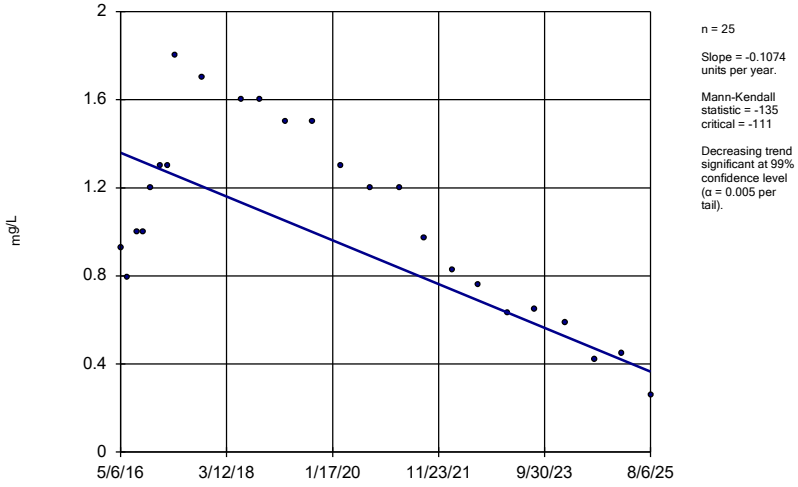

n = 25

Slope = -0.1074 units per year.

Mann-Kendall statistic = -135 critical = -111

Decreasing trend significant at 99% confidence level (α = 0.005 per tail).

Constituent: Boron Analysis Run 9/24/2025 10:11 AM View: Appendix III Trend Tests
Plant McIntosh Client: Southern Company Data: McIntosh AP-1

Sanitas™ v.10.0.27 Software licensed to Groundwater Stats Consulting. UG

Sen's Slope Estimator

MGWC-7

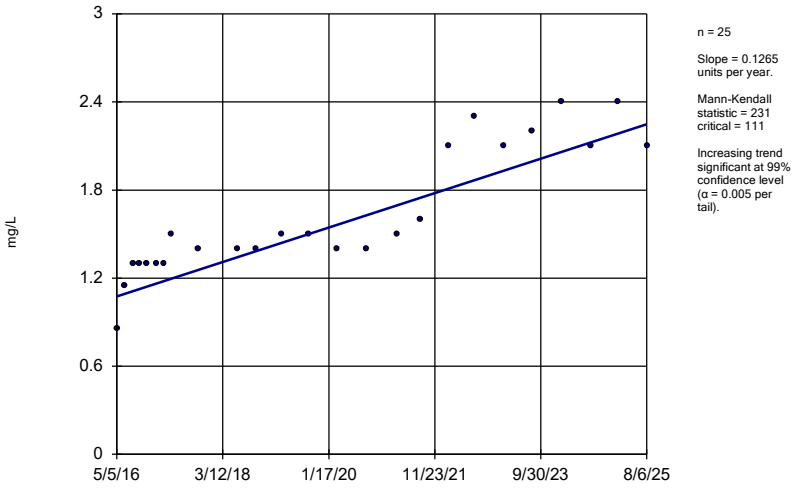

Constituent: Boron Analysis Run 9/24/2025 10:11 AM View: Appendix III Trend Tests
Plant McIntosh Client: Southern Company Data: McIntosh AP-1

Sanitas™ v.10.0.27 Software licensed to Groundwater Stats Consulting. UG

Sen's Slope Estimator

MGWC-8

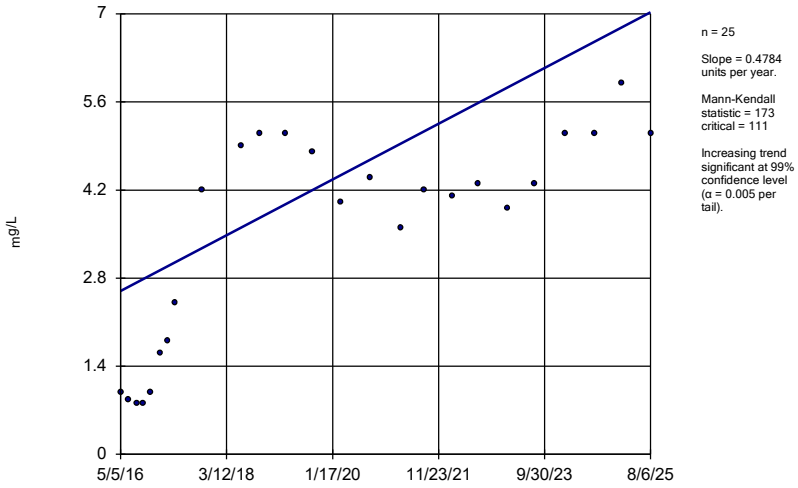

Constituent: Boron Analysis Run 9/24/2025 10:11 AM View: Appendix III Trend Tests
Plant McIntosh Client: Southern Company Data: McIntosh AP-1

Sanitas™ v.10.0.27 Software licensed to Groundwater Stats Consulting. UG
Hollow symbols indicate censored values.

Sen's Slope Estimator

MGWA-5 (bg)

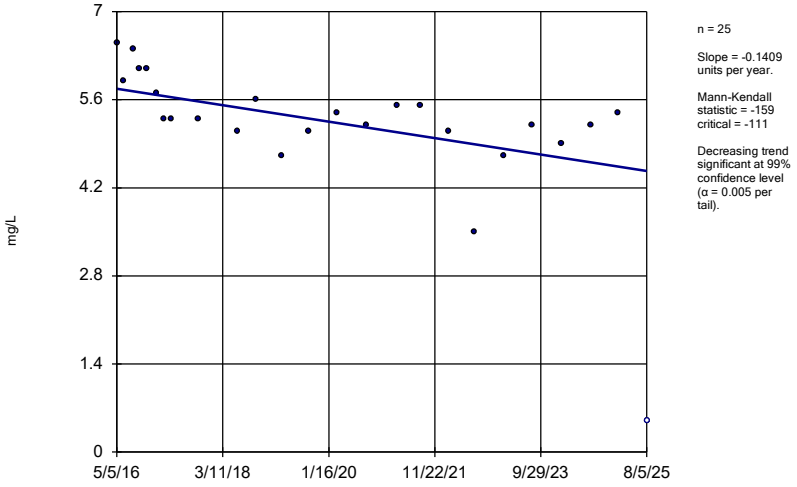

Constituent: Chloride Analysis Run 9/24/2025 10:11 AM View: Appendix III Trend Tests
Plant McIntosh Client: Southern Company Data: McIntosh AP-1

Sanitas™ v.10.0.27 Software licensed to Groundwater Stats Consulting. UG

Sen's Slope Estimator

MGWA-6 (bg)

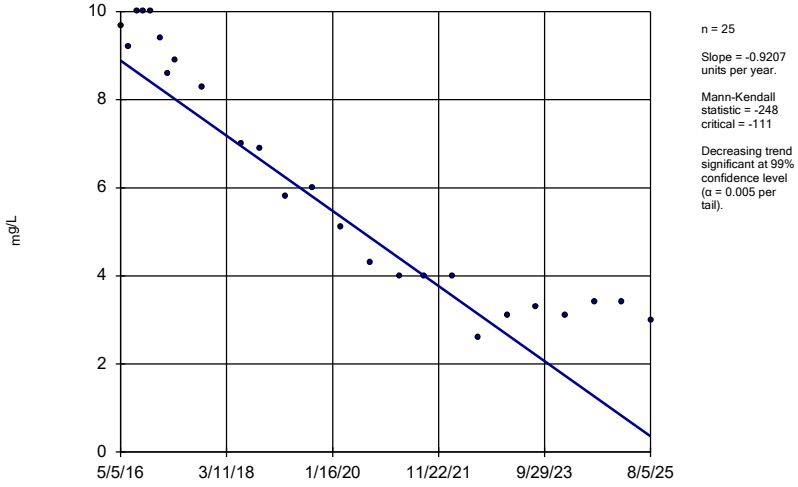

Constituent: Chloride Analysis Run 9/24/2025 10:11 AM View: Appendix III Trend Tests
Plant McIntosh Client: Southern Company Data: McIntosh AP-1

Sanitas™ v.10.0.27 Software licensed to Groundwater Stats Consulting. UG

Sen's Slope Estimator

MGWA-6A (bg)

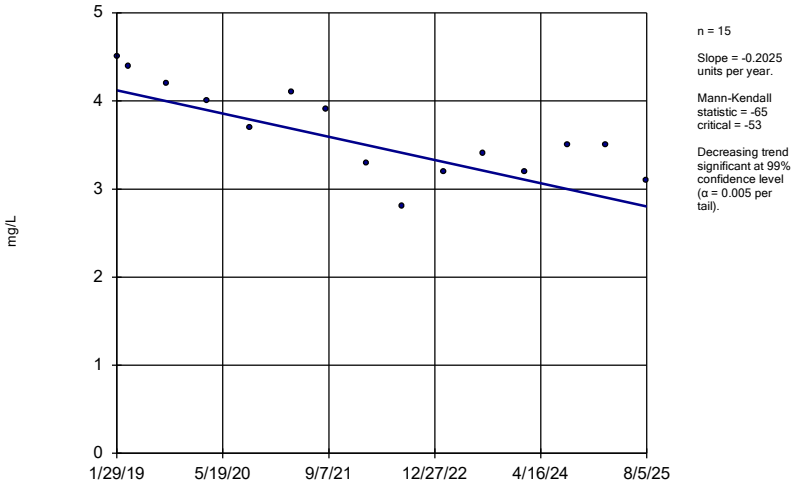

n = 15

Slope = -0.2025 units per year.

Mann-Kendall statistic = -65
critical = -53

Decreasing trend significant at 99% confidence level (α = 0.005 per tail).

Constituent: Chloride Analysis Run 9/24/2025 10:11 AM View: Appendix III Trend Tests
Plant McIntosh Client: Southern Company Data: McIntosh AP-1

Sanitas™ v.10.0.27 Software licensed to Groundwater Stats Consulting. UG

Sen's Slope Estimator

MGWA-10 (bg)

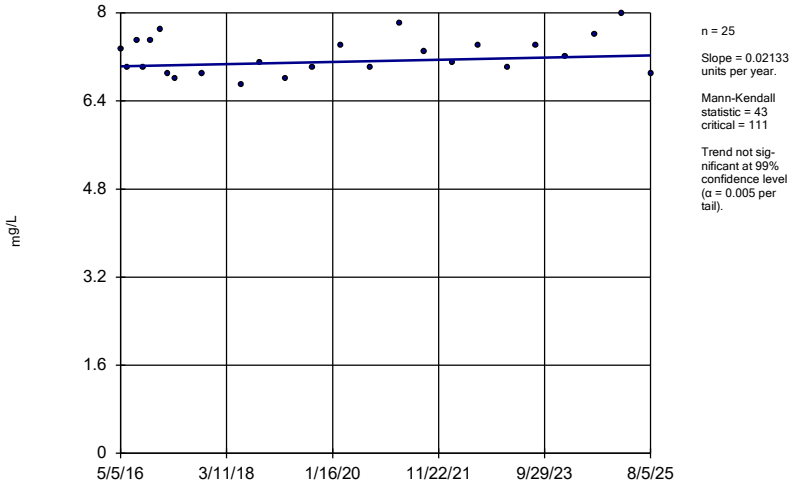

n = 25

Slope = 0.02133 units per year.

Mann-Kendall statistic = 43
critical = 111

Trend not significant at 99% confidence level (α = 0.005 per tail).

Constituent: Chloride Analysis Run 9/24/2025 10:11 AM View: Appendix III Trend Tests
Plant McIntosh Client: Southern Company Data: McIntosh AP-1

Sanitas™ v.10.0.27 Software licensed to Groundwater Stats Consulting. UG

Sen's Slope Estimator

MGWA-11 (bg)

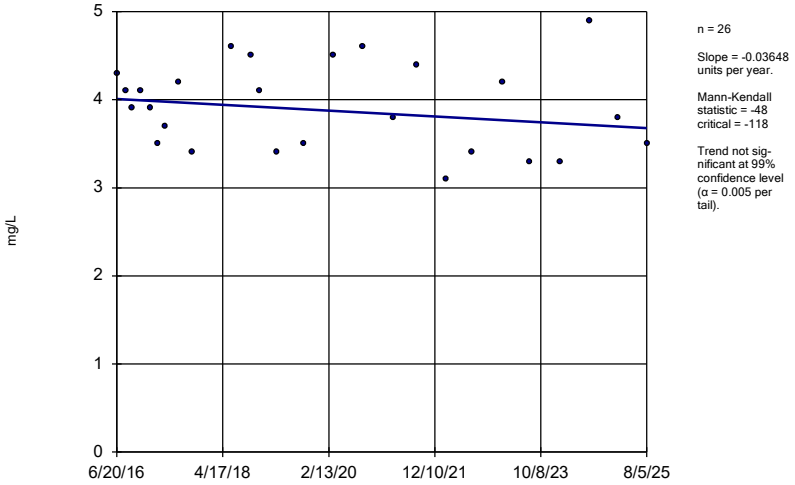

n = 26

Slope = -0.03648 units per year.

Mann-Kendall statistic = -48
critical = -118

Trend not significant at 99% confidence level (α = 0.005 per tail).

Constituent: Chloride Analysis Run 9/24/2025 10:11 AM View: Appendix III Trend Tests
Plant McIntosh Client: Southern Company Data: McIntosh AP-1

Sanitas™ v.10.0.27 Software licensed to Groundwater Stats Consulting. UG

Sen's Slope Estimator

MGWC-1

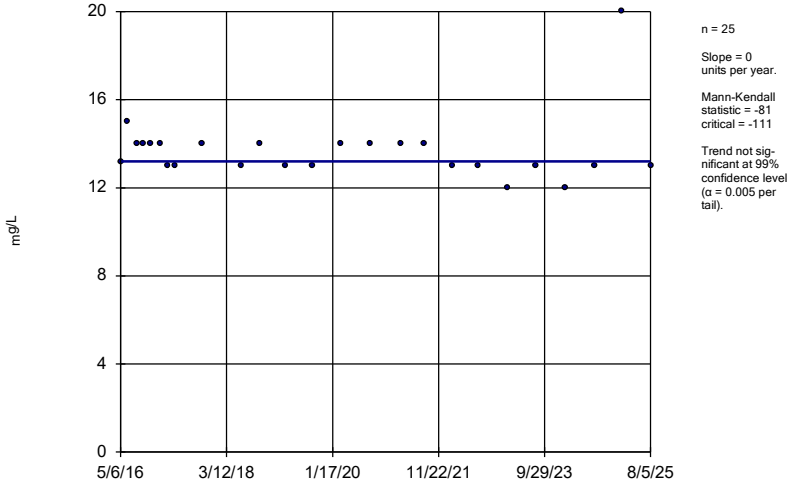

n = 25

Slope = 0 units per year.

Mann-Kendall statistic = -81
critical = -111

Trend not significant at 99% confidence level (α = 0.005 per tail).

Constituent: Chloride Analysis Run 9/24/2025 10:11 AM View: Appendix III Trend Tests
Plant McIntosh Client: Southern Company Data: McIntosh AP-1

Sanitas™ v.10.0.27 Software licensed to Groundwater Stats Consulting. UG

Sen's Slope Estimator

MGWC-2

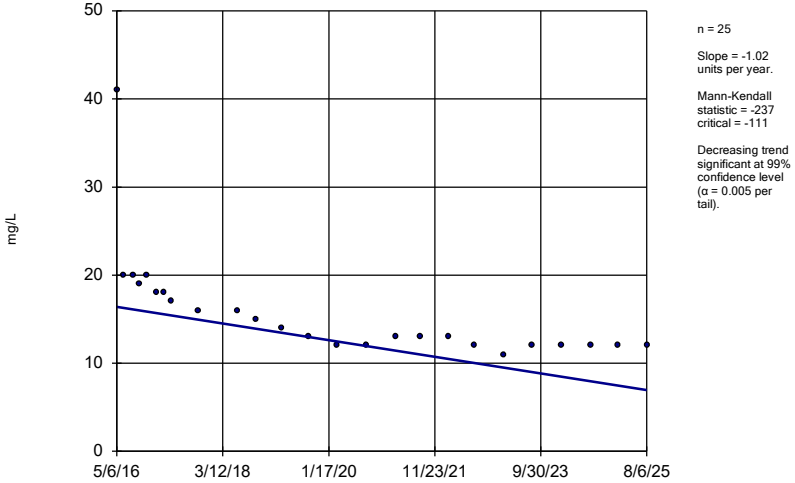

n = 25

Slope = -1.02 units per year.

Mann-Kendall statistic = -237 critical = -111

Decreasing trend significant at 99% confidence level (α = 0.005 per tail).

Constituent: Chloride Analysis Run 9/24/2025 10:11 AM View: Appendix III Trend Tests

Plant McIntosh Client: Southern Company Data: McIntosh AP-1

Sanitas™ v.10.0.27 Software licensed to Groundwater Stats Consulting. UG

Hollow symbols indicate censored values.

Sen's Slope Estimator

MGWA-5 (bg)

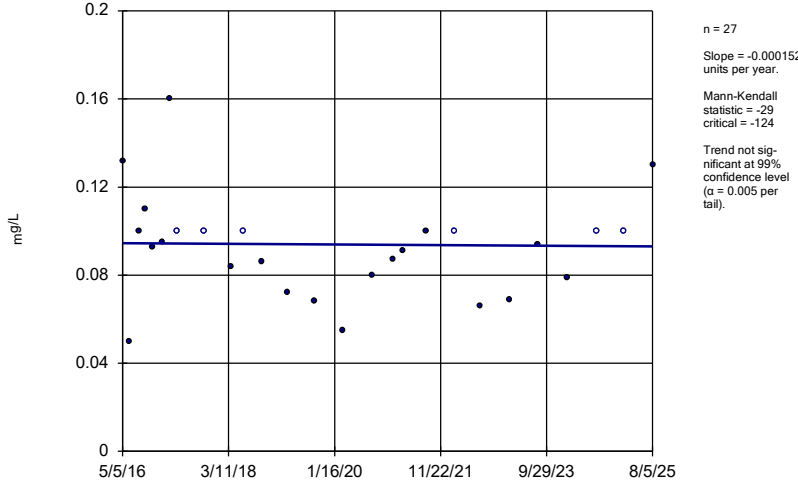

n = 27

Slope = -0.0001529 units per year.

Mann-Kendall statistic = -29 critical = -124

Trend not significant at 99% confidence level (α = 0.005 per tail).

Constituent: Fluoride Analysis Run 9/24/2025 10:11 AM View: Appendix III Trend Tests

Plant McIntosh Client: Southern Company Data: McIntosh AP-1

Sanitas™ v.10.0.27 Software licensed to Groundwater Stats Consulting. UG

Hollow symbols indicate censored values.

Sen's Slope Estimator

MGWA-6 (bg)

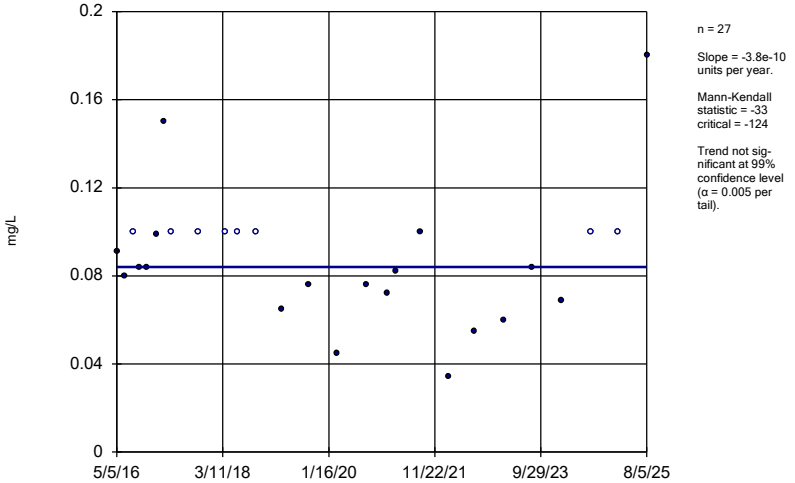

n = 27

Slope = -3.8e-10 units per year.

Mann-Kendall statistic = -33 critical = -124

Trend not significant at 99% confidence level (α = 0.005 per tail).

Constituent: Fluoride Analysis Run 9/24/2025 10:11 AM View: Appendix III Trend Tests

Plant McIntosh Client: Southern Company Data: McIntosh AP-1

Sanitas™ v.10.0.27 Software licensed to Groundwater Stats Consulting. UG

Hollow symbols indicate censored values.

Sen's Slope Estimator

MGWA-6A (bg)

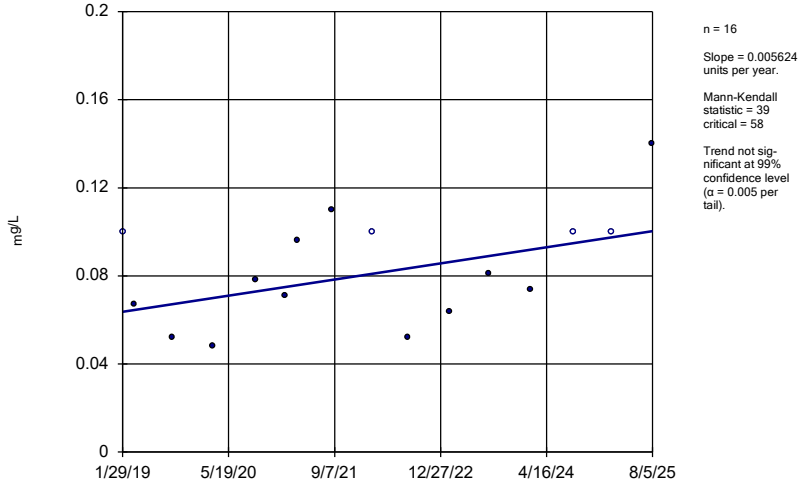

n = 16

Slope = 0.005624 units per year.

Mann-Kendall statistic = 39 critical = 58

Trend not significant at 99% confidence level (α = 0.005 per tail).

Constituent: Fluoride Analysis Run 9/24/2025 10:11 AM View: Appendix III Trend Tests

Plant McIntosh Client: Southern Company Data: McIntosh AP-1

Sanitas™ v.10.0.27 Software licensed to Groundwater Stats Consulting. UG
Hollow symbols indicate censored values.

Sen's Slope Estimator

MGWA-10 (bg)

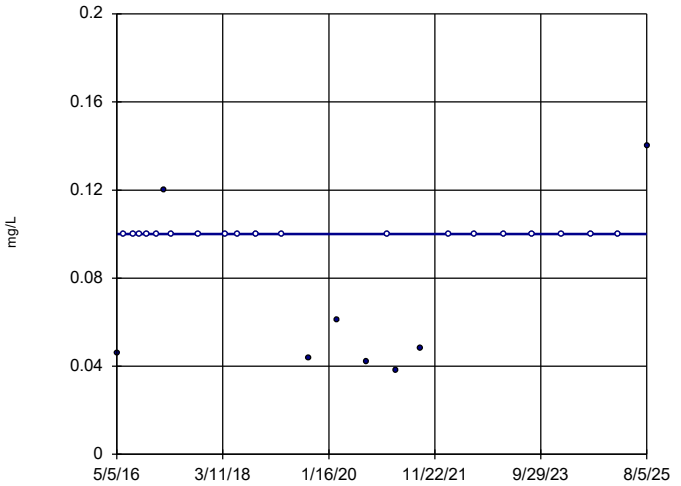

n = 27

Slope = 0 units per year.

Mann-Kendall statistic = 10
critical = 124

Trend not significant at 99% confidence level (α = 0.005 per tail).

Constituent: Fluoride Analysis Run 9/24/2025 10:11 AM View: Appendix III Trend Tests
Plant McIntosh Client: Southern Company Data: McIntosh AP-1

Sanitas™ v.10.0.27 Software licensed to Groundwater Stats Consulting. UG
Hollow symbols indicate censored values.

Sen's Slope Estimator

MGWA-11 (bg)

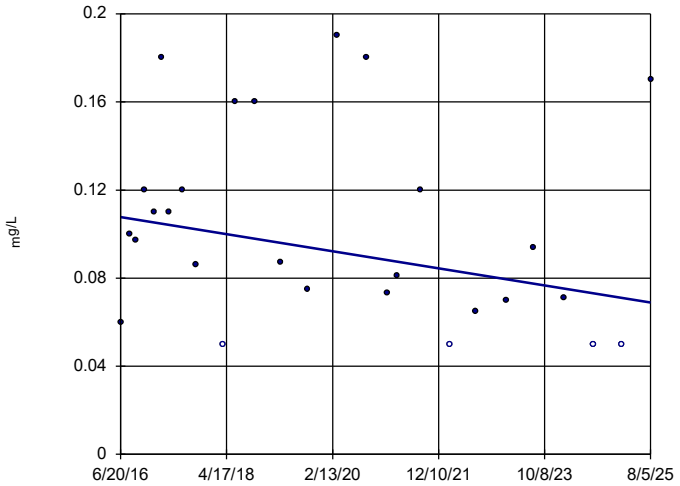

n = 27

Slope = -0.004242 units per year.

Mann-Kendall statistic = -71
critical = -124

Trend not significant at 99% confidence level (α = 0.005 per tail).

Constituent: Fluoride Analysis Run 9/24/2025 10:11 AM View: Appendix III Trend Tests
Plant McIntosh Client: Southern Company Data: McIntosh AP-1

Sanitas™ v.10.0.27 Software licensed to Groundwater Stats Consulting. UG
Hollow symbols indicate censored values.

Sen's Slope Estimator

MGWC-7

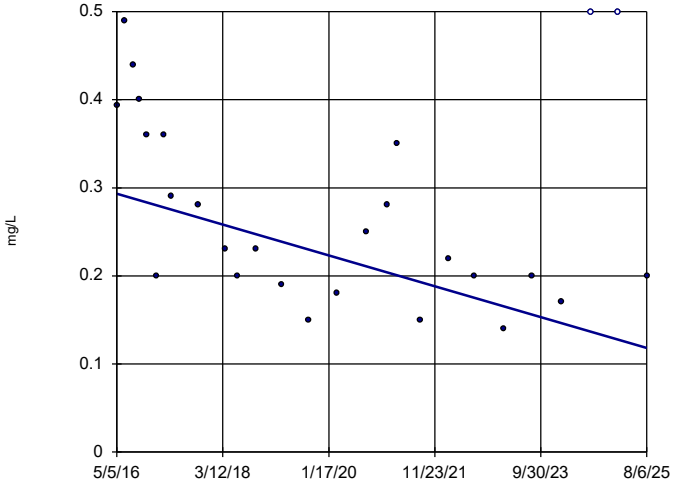

n = 27

Slope = -0.01889 units per year.

Mann-Kendall statistic = -120
critical = -124

Trend not significant at 99% confidence level (α = 0.005 per tail).

Constituent: Fluoride Analysis Run 9/24/2025 10:11 AM View: Appendix III Trend Tests
Plant McIntosh Client: Southern Company Data: McIntosh AP-1

Sanitas™ v.10.0.27 Software licensed to Groundwater Stats Consulting. UG

Sen's Slope Estimator

MGWC-12

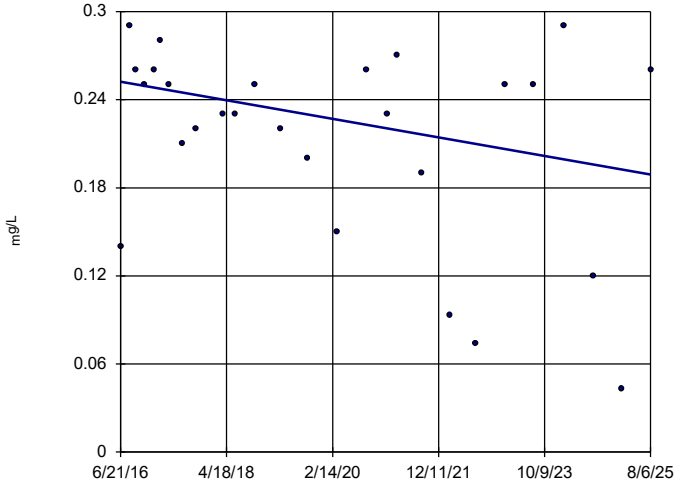

n = 27

Slope = -0.00693 units per year.

Mann-Kendall statistic = -72
critical = -124

Trend not significant at 99% confidence level (α = 0.005 per tail).

Constituent: Fluoride Analysis Run 9/24/2025 10:11 AM View: Appendix III Trend Tests
Plant McIntosh Client: Southern Company Data: McIntosh AP-1

Sanitas™ v.10.0.27 Software licensed to Groundwater Stats Consulting. UG
Hollow symbols indicate censored values.

Sen's Slope Estimator

MGWA-5 (bg)

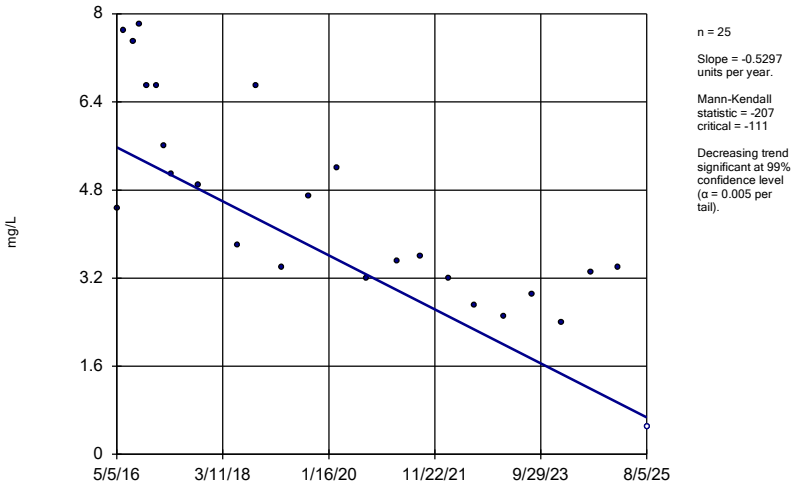

n = 25

Slope = -0.5297 units per year.

Mann-Kendall statistic = -207 critical = -111

Decreasing trend significant at 99% confidence level (α = 0.005 per tail).

Constituent: Sulfate Analysis Run 9/24/2025 10:11 AM View: Appendix III Trend Tests

Plant McIntosh Client: Southern Company Data: McIntosh AP-1

Sanitas™ v.10.0.27 Software licensed to Groundwater Stats Consulting. UG

Sen's Slope Estimator

MGWA-6 (bg)

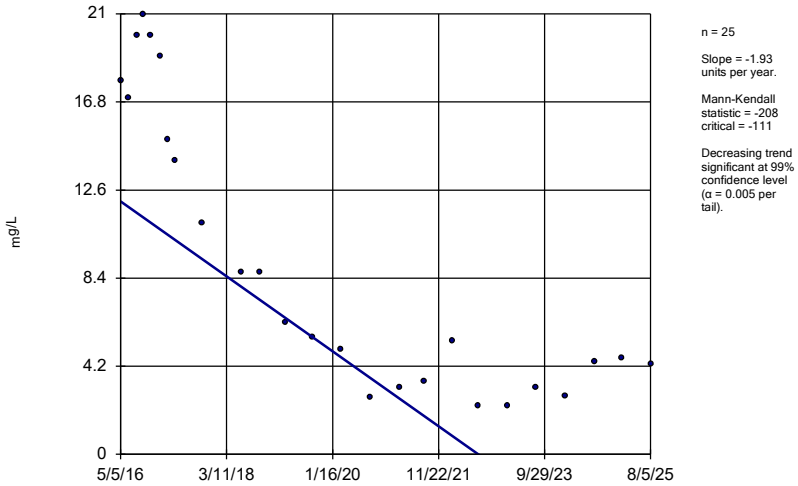

n = 25

Slope = -1.93 units per year.

Mann-Kendall statistic = -208 critical = -111

Decreasing trend significant at 99% confidence level (α = 0.005 per tail).

Constituent: Sulfate Analysis Run 9/24/2025 10:11 AM View: Appendix III Trend Tests

Plant McIntosh Client: Southern Company Data: McIntosh AP-1

Sanitas™ v.10.0.27 Software licensed to Groundwater Stats Consulting. UG

Sen's Slope Estimator

MGWA-6A (bg)

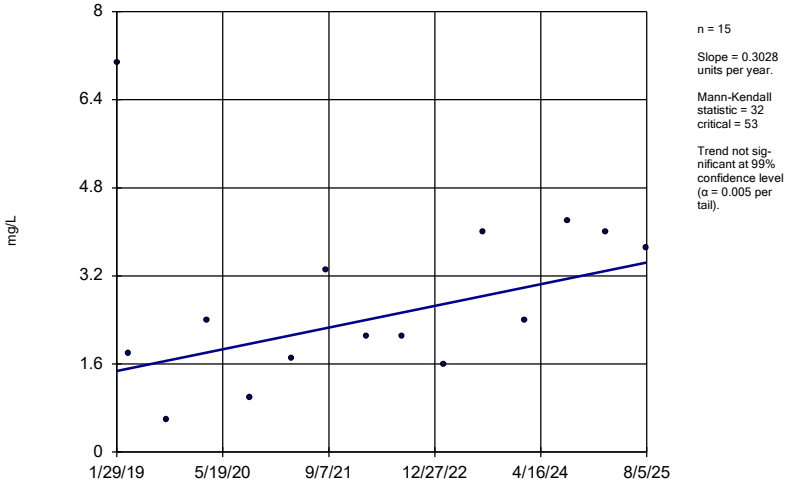

n = 15

Slope = 0.3028 units per year.

Mann-Kendall statistic = 32 critical = 53

Trend not sig-nificant at 99% confidence level (α = 0.005 per tail).

Constituent: Sulfate Analysis Run 9/24/2025 10:11 AM View: Appendix III Trend Tests

Plant McIntosh Client: Southern Company Data: McIntosh AP-1

Sanitas™ v.10.0.27 Software licensed to Groundwater Stats Consulting. UG
Hollow symbols indicate censored values.

Sen's Slope Estimator

MGWA-10 (bg)

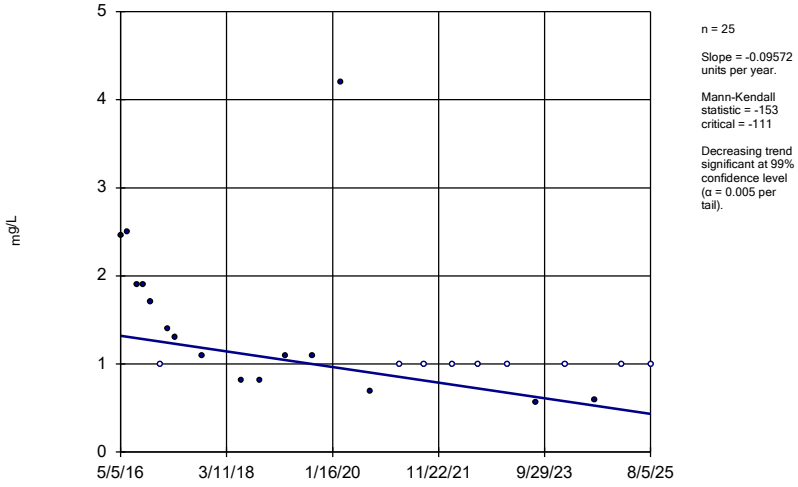

n = 25

Slope = -0.09572 units per year.

Mann-Kendall statistic = -153 critical = -111

Decreasing trend significant at 99% confidence level (α = 0.005 per tail).

Constituent: Sulfate Analysis Run 9/24/2025 10:11 AM View: Appendix III Trend Tests

Plant McIntosh Client: Southern Company Data: McIntosh AP-1

Sanitas™ v.10.0.27 Software licensed to Groundwater Stats Consulting. UG
Hollow symbols indicate censored values.

Sen's Slope Estimator

MGWA-11 (bg)

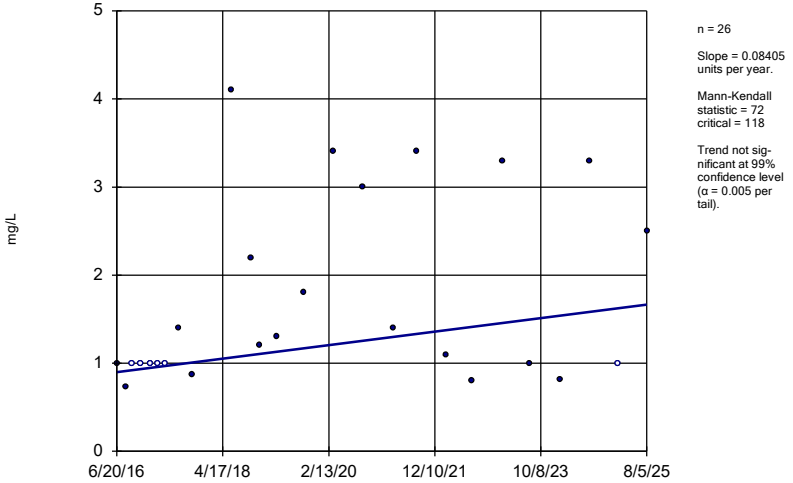

n = 26

Slope = 0.08405 units per year.

Mann-Kendall statistic = 72
critical = 118

Trend not significant at 99% confidence level (α = 0.005 per tail).

Constituent: Sulfate Analysis Run 9/24/2025 10:11 AM View: Appendix III Trend Tests
Plant McIntosh Client: Southern Company Data: McIntosh AP-1

Sanitas™ v.10.0.27 Software licensed to Groundwater Stats Consulting. UG

Sen's Slope Estimator

MGWC-1

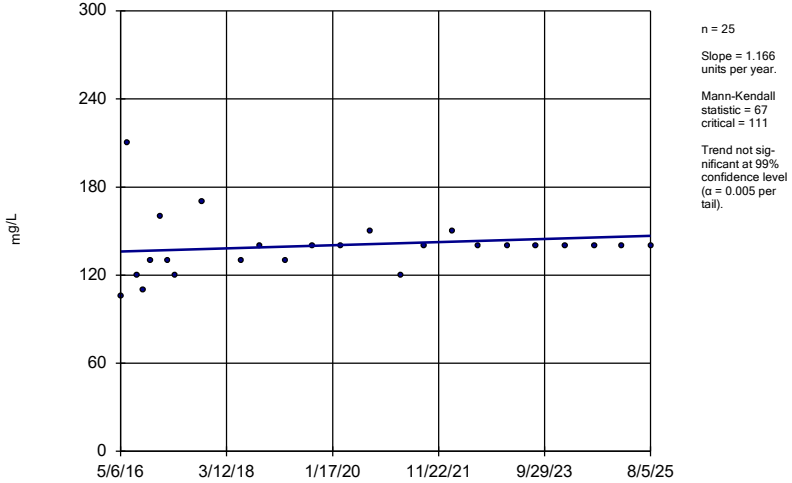

n = 25

Slope = 1.166 units per year.

Mann-Kendall statistic = 67
critical = 111

Trend not significant at 99% confidence level (α = 0.005 per tail).

Constituent: Sulfate Analysis Run 9/24/2025 10:11 AM View: Appendix III Trend Tests
Plant McIntosh Client: Southern Company Data: McIntosh AP-1

Sanitas™ v.10.0.27 Software licensed to Groundwater Stats Consulting. UG

Sen's Slope Estimator

MGWC-2

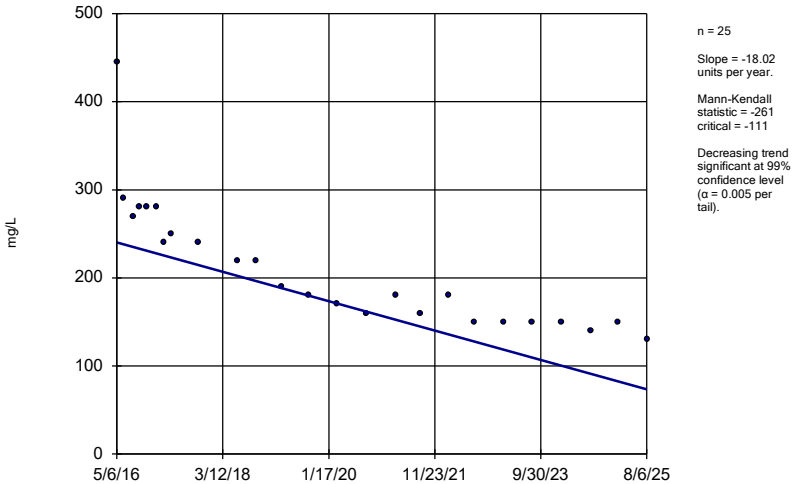

n = 25

Slope = -18.02 units per year.

Mann-Kendall statistic = -261
critical = -111

Decreasing trend significant at 99% confidence level (α = 0.005 per tail).

Constituent: Sulfate Analysis Run 9/24/2025 10:11 AM View: Appendix III Trend Tests
Plant McIntosh Client: Southern Company Data: McIntosh AP-1

Sanitas™ v.10.0.27 Software licensed to Groundwater Stats Consulting. UG

Sen's Slope Estimator

MGWC-3

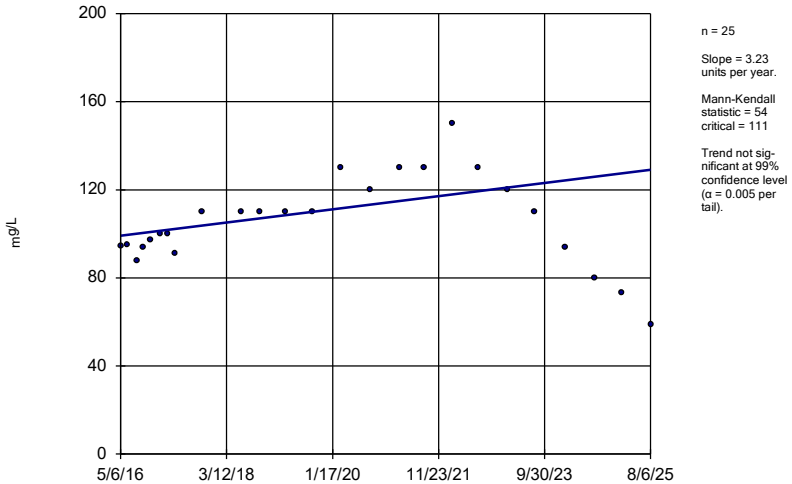

n = 25

Slope = 3.23 units per year.

Mann-Kendall statistic = 54
critical = 111

Trend not significant at 99% confidence level (α = 0.005 per tail).

Constituent: Sulfate Analysis Run 9/24/2025 10:11 AM View: Appendix III Trend Tests
Plant McIntosh Client: Southern Company Data: McIntosh AP-1

Sanitas™ v.10.0.27 Software licensed to Groundwater Stats Consulting. UG

Sen's Slope Estimator

MGWC-7

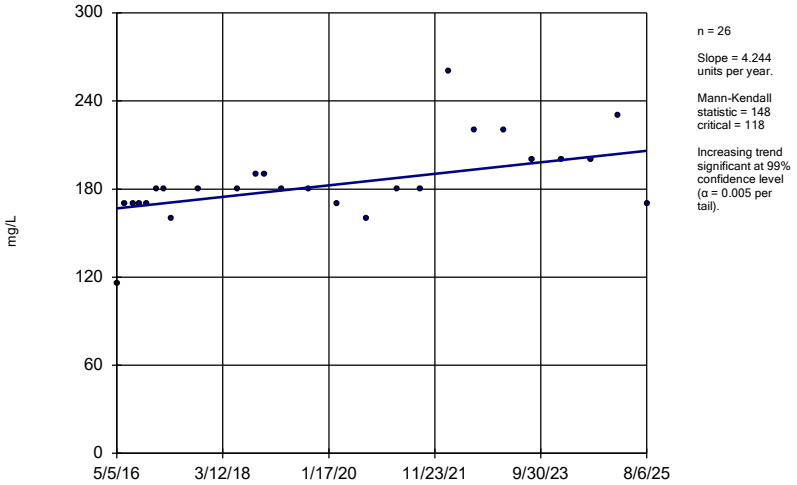

n = 26

Slope = 4.244 units per year.

Mann-Kendall statistic = 148 critical = 118

Increasing trend significant at 99% confidence level (α = 0.005 per tail).

Constituent: Sulfate Analysis Run 9/24/2025 10:11 AM View: Appendix III Trend Tests

Plant McIntosh Client: Southern Company Data: McIntosh AP-1

Sanitas™ v.10.0.27 Software licensed to Groundwater Stats Consulting. UG

Sen's Slope Estimator

MGWC-8

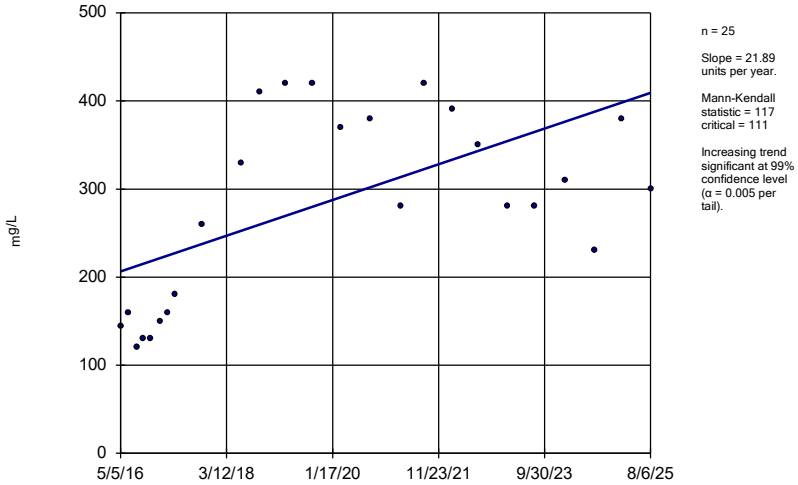

n = 25

Slope = 21.89 units per year.

Mann-Kendall statistic = 117 critical = 111

Increasing trend significant at 99% confidence level (α = 0.005 per tail).

Constituent: Sulfate Analysis Run 9/24/2025 10:11 AM View: Appendix III Trend Tests

Plant McIntosh Client: Southern Company Data: McIntosh AP-1

Sanitas™ v.10.0.27 Software licensed to Groundwater Stats Consulting. UG

Sen's Slope Estimator

MGWA-5 (bg)

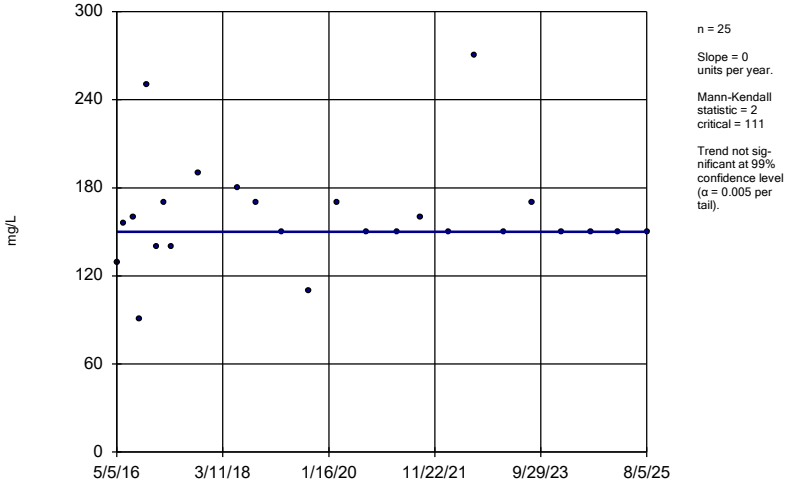

n = 25

Slope = 0 units per year.

Mann-Kendall statistic = 2 critical = 111

Trend not significant at 99% confidence level (α = 0.005 per tail).

Constituent: TDS Analysis Run 9/24/2025 10:11 AM View: Appendix III Trend Tests

Plant McIntosh Client: Southern Company Data: McIntosh AP-1

Sanitas™ v.10.0.27 Software licensed to Groundwater Stats Consulting. UG

Sen's Slope Estimator

MGWA-6 (bg)

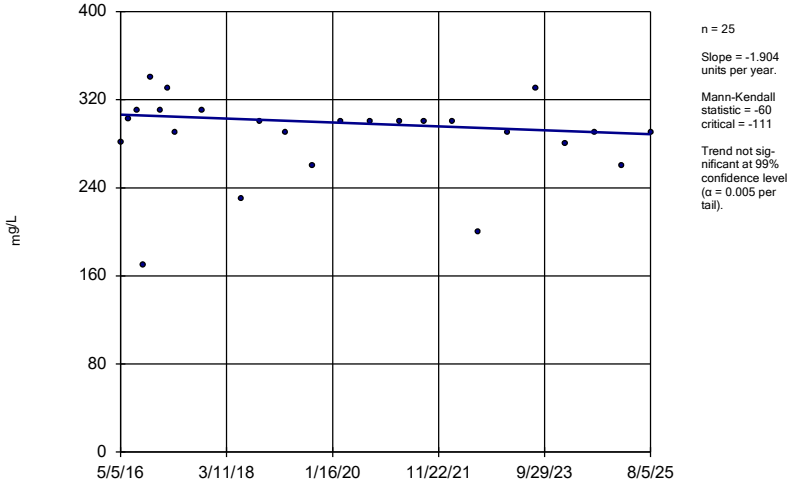

n = 25

Slope = -1.904 units per year.

Mann-Kendall statistic = -60 critical = -111

Trend not significant at 99% confidence level (α = 0.005 per tail).

Constituent: TDS Analysis Run 9/24/2025 10:11 AM View: Appendix III Trend Tests

Plant McIntosh Client: Southern Company Data: McIntosh AP-1

Sanitas™ v.10.0.27 Software licensed to Groundwater Stats Consulting. UG

Sen's Slope Estimator

MGWA-6A (bg)

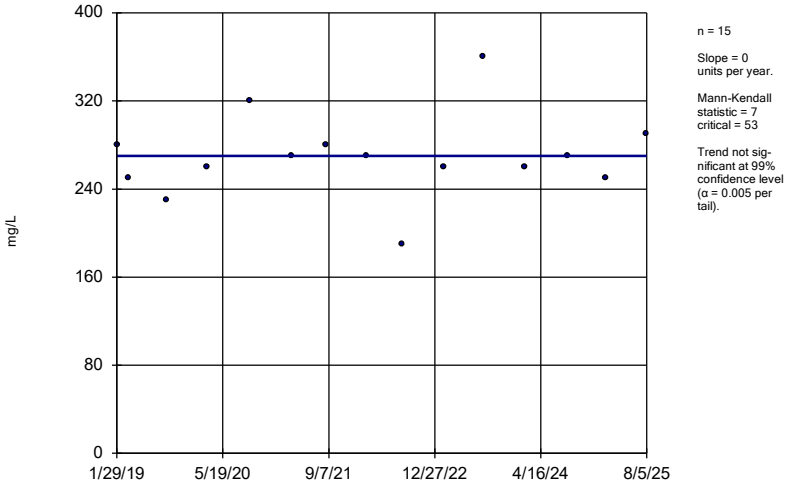

n = 15

Slope = 0 units per year.

Mann-Kendall statistic = 7 critical = 53

Trend not significant at 99% confidence level (α = 0.005 per tail).

Constituent: TDS Analysis Run 9/24/2025 10:11 AM View: Appendix III Trend Tests

Plant McIntosh Client: Southern Company Data: McIntosh AP-1

Sanitas™ v.10.0.27 Software licensed to Groundwater Stats Consulting. UG

Sen's Slope Estimator

MGWA-10 (bg)

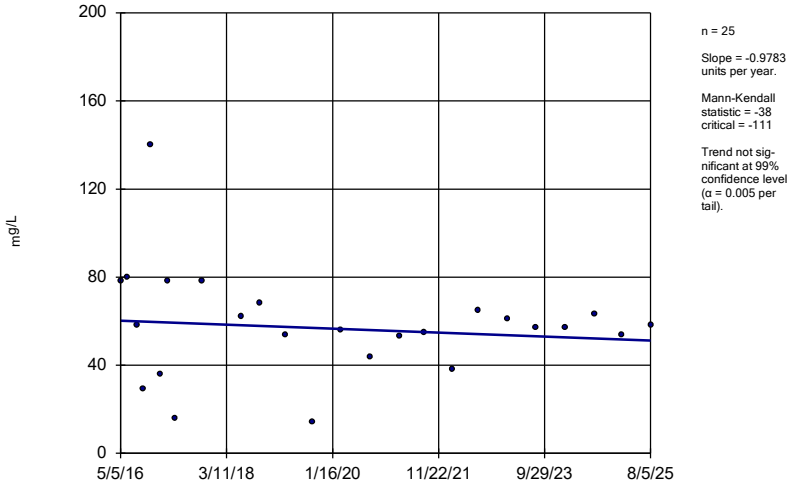

n = 25

Slope = -0.9783 units per year.

Mann-Kendall statistic = -38 critical = -111

Trend not significant at 99% confidence level (α = 0.005 per tail).

Constituent: TDS Analysis Run 9/24/2025 10:11 AM View: Appendix III Trend Tests

Plant McIntosh Client: Southern Company Data: McIntosh AP-1

Sanitas™ v.10.0.27 Software licensed to Groundwater Stats Consulting. UG

Sen's Slope Estimator

MGWA-11 (bg)

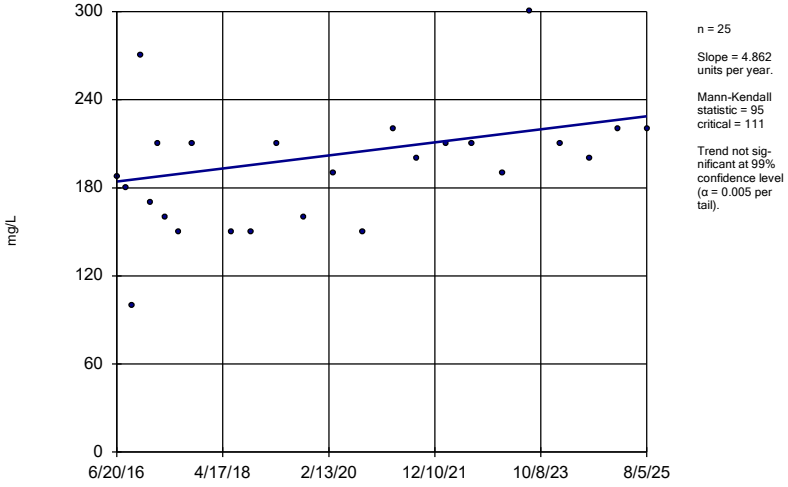

n = 25

Slope = 4.862 units per year.

Mann-Kendall statistic = 95 critical = 111

Trend not significant at 99% confidence level (α = 0.005 per tail).

Constituent: TDS Analysis Run 9/24/2025 10:11 AM View: Appendix III Trend Tests

Plant McIntosh Client: Southern Company Data: McIntosh AP-1

Sanitas™ v.10.0.27 Software licensed to Groundwater Stats Consulting. UG

Sen's Slope Estimator

MGWC-1

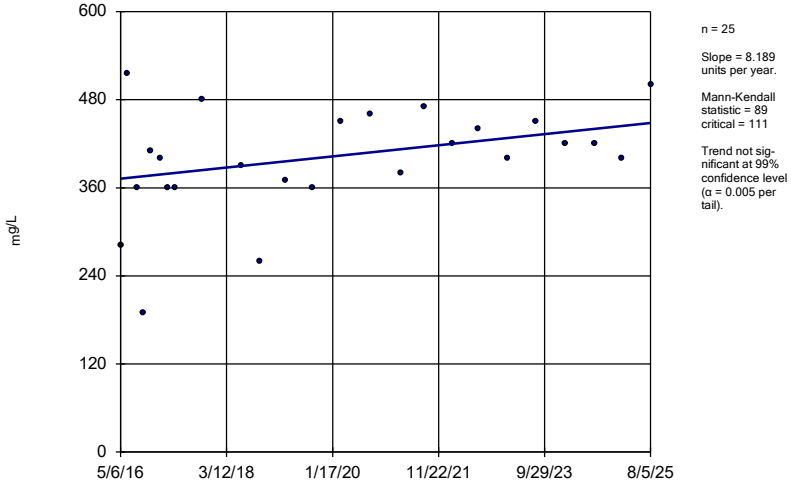

n = 25

Slope = 8.189 units per year.

Mann-Kendall statistic = 89 critical = 111

Trend not significant at 99% confidence level (α = 0.005 per tail).

Constituent: TDS Analysis Run 9/24/2025 10:11 AM View: Appendix III Trend Tests

Plant McIntosh Client: Southern Company Data: McIntosh AP-1

Sanitas™ v.10.0.27 Software licensed to Groundwater Stats Consulting. UG

Sen's Slope Estimator

MGWC-2

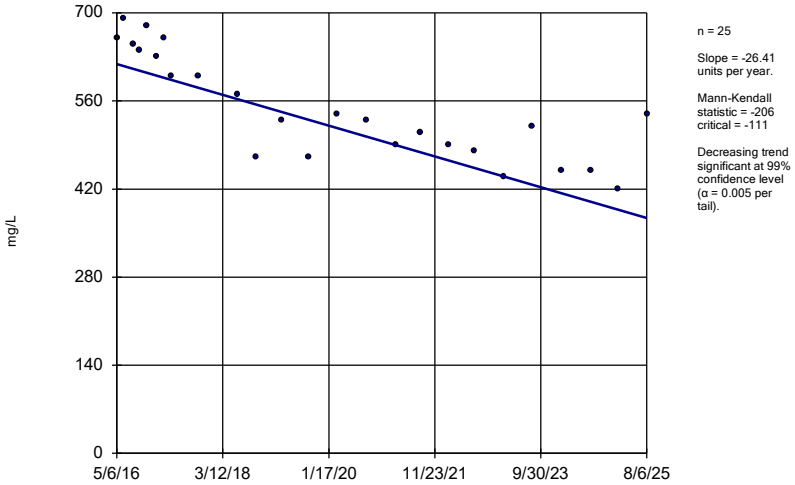

n = 25

Slope = -26.41 units per year.

Mann-Kendall statistic = -206 critical = -111

Decreasing trend significant at 99% confidence level (α = 0.005 per tail).

Constituent: TDS Analysis Run 9/24/2025 10:11 AM View: Appendix III Trend Tests

Plant McIntosh Client: Southern Company Data: McIntosh AP-1

Sanitas™ v.10.0.27 Software licensed to Groundwater Stats Consulting. UG

Sen's Slope Estimator

MGWC-3

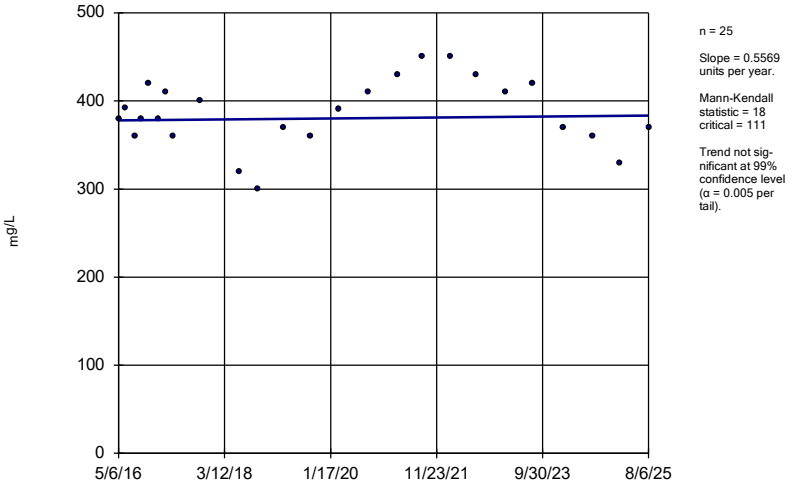

n = 25

Slope = 0.5569 units per year.

Mann-Kendall statistic = 18 critical = 111

Trend not significant at 99% confidence level (α = 0.005 per tail).

Constituent: TDS Analysis Run 9/24/2025 10:11 AM View: Appendix III Trend Tests

Plant McIntosh Client: Southern Company Data: McIntosh AP-1

Sanitas™ v.10.0.27 Software licensed to Groundwater Stats Consulting. UG

Sen's Slope Estimator

MGWC-7

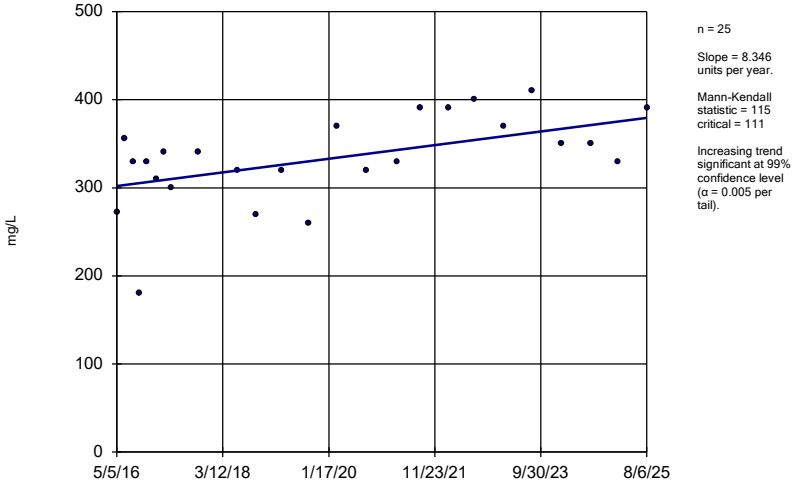

n = 25

Slope = 8.346 units per year.

Mann-Kendall statistic = 115 critical = 111

Increasing trend significant at 99% confidence level (α = 0.005 per tail).

Constituent: TDS Analysis Run 9/24/2025 10:11 AM View: Appendix III Trend Tests

Plant McIntosh Client: Southern Company Data: McIntosh AP-1

Sanitas™ v.10.0.27 Software licensed to Groundwater Stats Consulting. UG

Sen's Slope Estimator

MGWC-8

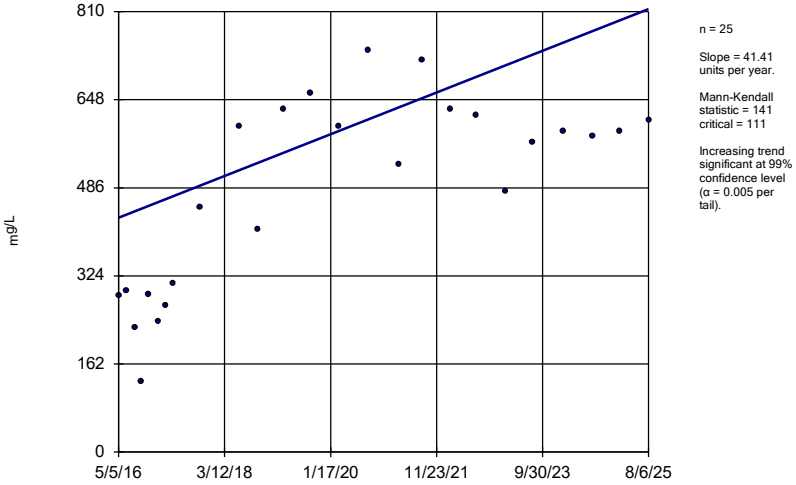

n = 25

Slope = 41.41 units per year.

Mann-Kendall statistic = 141 critical = 111

Increasing trend significant at 99% confidence level (α = 0.005 per tail).

Constituent: TDS Analysis Run 9/24/2025 10:11 AM View: Appendix III Trend Tests

Plant McIntosh Client: Southern Company Data: McIntosh AP-1

FIGURE G.

Upper Tolerance Limits Summary Table

Plant McIntosh Client: Southern Company Data: McIntosh AP-1 Printed 9/24/2025, 10:28 AM

Constituent	Well	Upper Lim.	Lower Lim.	Date	Observ.	Sig.	Bg N	%NDs	Transform	Alpha	Method
Antimony (mg/L)	n/a	0.005	n/a	n/a	n/a	n/a	111	93.69	n/a	0.003368	NP Inter(NDs)
Arsenic (mg/L)	n/a	0.014	n/a	n/a	n/a	n/a	121	33.88	n/a	0.002016	NP Inter(normality)
Barium (mg/L)	n/a	0.15	n/a	n/a	n/a	n/a	129	0	n/a	0.001338	NP Inter(normality)
Beryllium (mg/L)	n/a	0.001	n/a	n/a	n/a	n/a	119	95.8	n/a	0.002234	NP Inter(NDs)
Cadmium (mg/L)	n/a	0.0007	n/a	n/a	n/a	n/a	129	99.22	n/a	0.001338	NP Inter(NDs)
Chromium (mg/L)	n/a	0.0066	n/a	n/a	n/a	n/a	119	73.11	n/a	0.002234	NP Inter(NDs)
Cobalt (mg/L)	n/a	0.005	n/a	n/a	n/a	n/a	132	73.48	n/a	0.001147	NP Inter(NDs)
Combined Radium 226 + 228 (pCi/L)	n/a	1.314	n/a	n/a	n/a	n/a	130	0	No	0.05	Inter
Fluoride (mg/L)	n/a	0.19	n/a	n/a	n/a	n/a	124	33.06	n/a	0.001729	NP Inter(normality)
Lead (mg/L)	n/a	0.001	n/a	n/a	n/a	n/a	111	93.69	n/a	0.003368	NP Inter(NDs)
Lithium (mg/L)	n/a	0.037	n/a	n/a	n/a	n/a	133	27.82	n/a	0.00109	NP Inter(normality)
Mercury (mg/L)	n/a	0.0002	n/a	n/a	n/a	n/a	119	97.48	n/a	0.002234	NP Inter(NDs)
Molybdenum (mg/L)	n/a	0.0052	n/a	n/a	n/a	n/a	119	65.55	n/a	0.002234	NP Inter(NDs)
Selenium (mg/L)	n/a	0.005	n/a	n/a	n/a	n/a	99	93.94	n/a	0.006232	NP Inter(NDs)
Thallium (mg/L)	n/a	0.001	n/a	n/a	n/a	n/a	119	87.39	n/a	0.002234	NP Inter(NDs)

Sanitas™ v.10.0.27 Software licensed to Groundwater Stats Consulting. UG
Hollow symbols indicate censored values.

Time Series

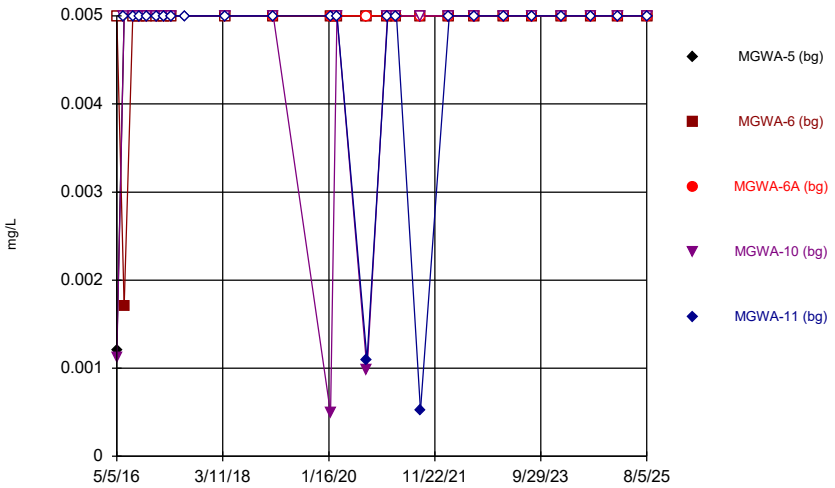

Constituent: Antimony Analysis Run 9/24/2025 10:27 AM View: UTLs
Plant McIntosh Client: Southern Company Data: McIntosh AP-1

Sanitas™ v.10.0.27 Software licensed to Groundwater Stats Consulting. UG
Hollow symbols indicate censored values.

Time Series

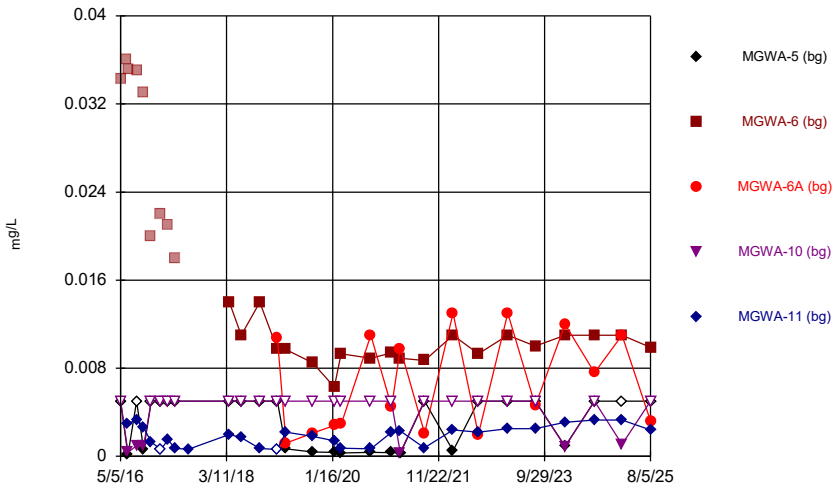

Constituent: Arsenic Analysis Run 9/24/2025 10:27 AM View: UTLs
Plant McIntosh Client: Southern Company Data: McIntosh AP-1

Sanitas™ v.10.0.27 Software licensed to Groundwater Stats Consulting. UG

Time Series

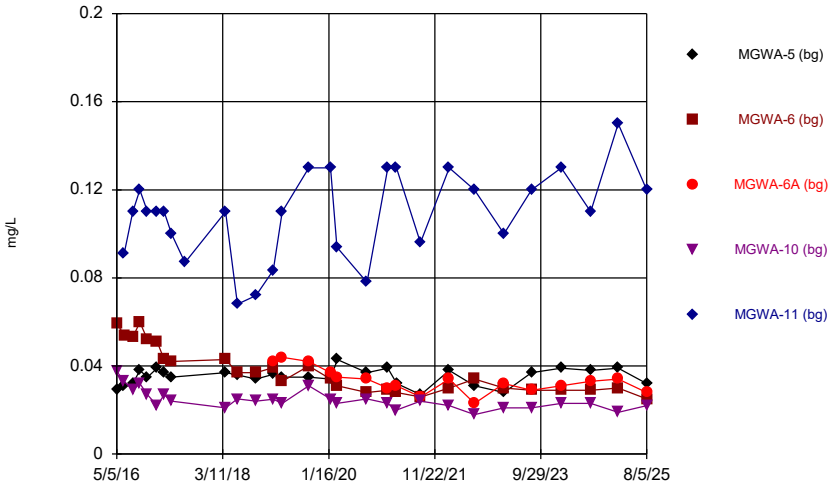

Constituent: Barium Analysis Run 9/24/2025 10:27 AM View: UTLs
Plant McIntosh Client: Southern Company Data: McIntosh AP-1

Sanitas™ v.10.0.27 Software licensed to Groundwater Stats Consulting. UG
Hollow symbols indicate censored values.

Time Series

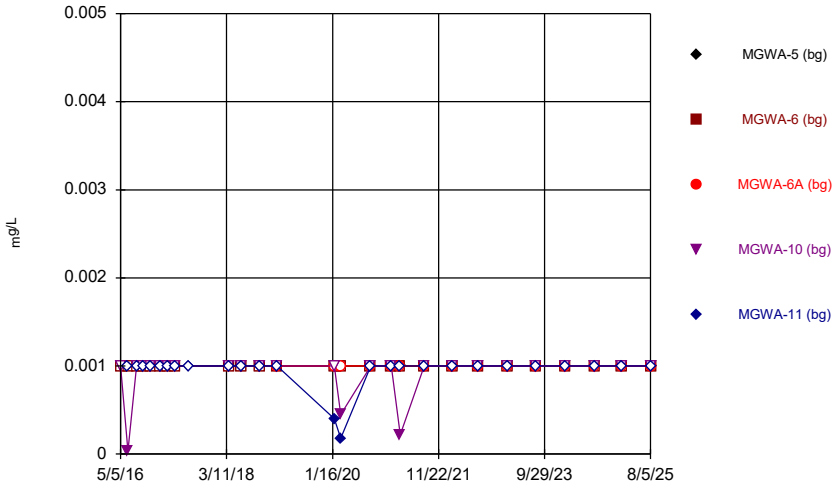

Constituent: Beryllium Analysis Run 9/24/2025 10:27 AM View: UTLs
Plant McIntosh Client: Southern Company Data: McIntosh AP-1

Sanitas™ v.10.0.27 Software licensed to Groundwater Stats Consulting. UG
Hollow symbols indicate censored values.

Time Series

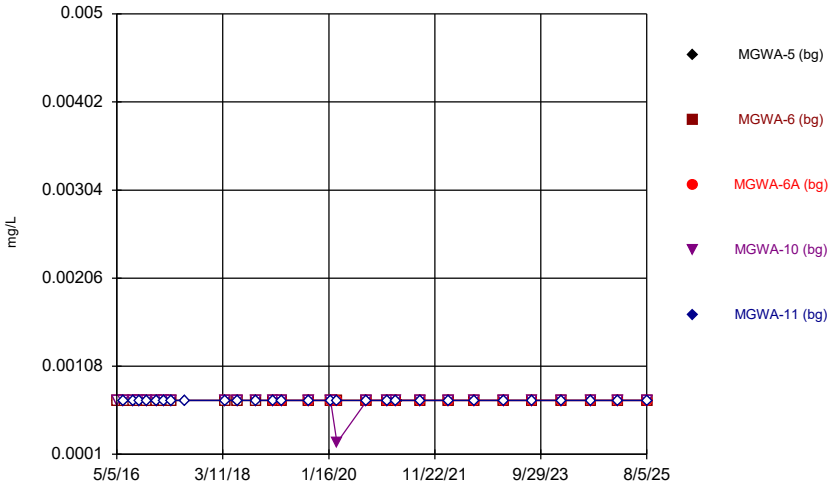

Constituent: Cadmium Analysis Run 9/24/2025 10:27 AM View: UTLs
Plant McIntosh Client: Southern Company Data: McIntosh AP-1

Sanitas™ v.10.0.27 Software licensed to Groundwater Stats Consulting. UG
Hollow symbols indicate censored values.

Time Series

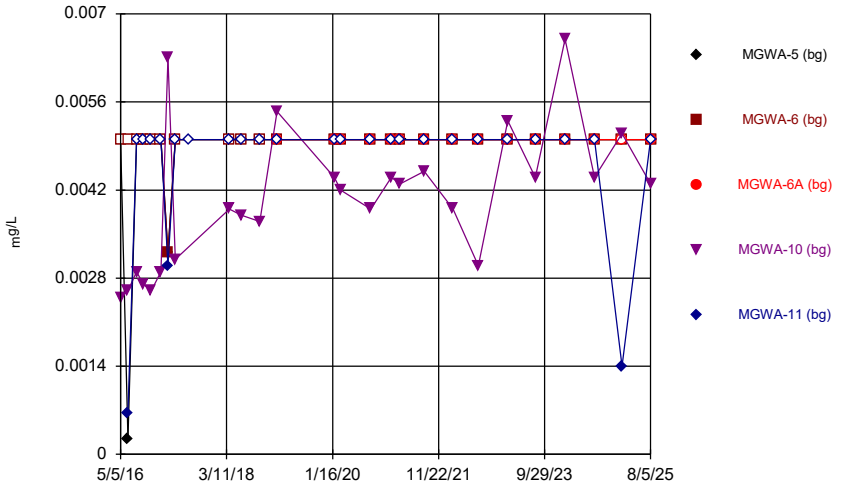

Constituent: Chromium Analysis Run 9/24/2025 10:27 AM View: UTLs
Plant McIntosh Client: Southern Company Data: McIntosh AP-1

Sanitas™ v.10.0.27 Software licensed to Groundwater Stats Consulting. UG
Hollow symbols indicate censored values.

Time Series

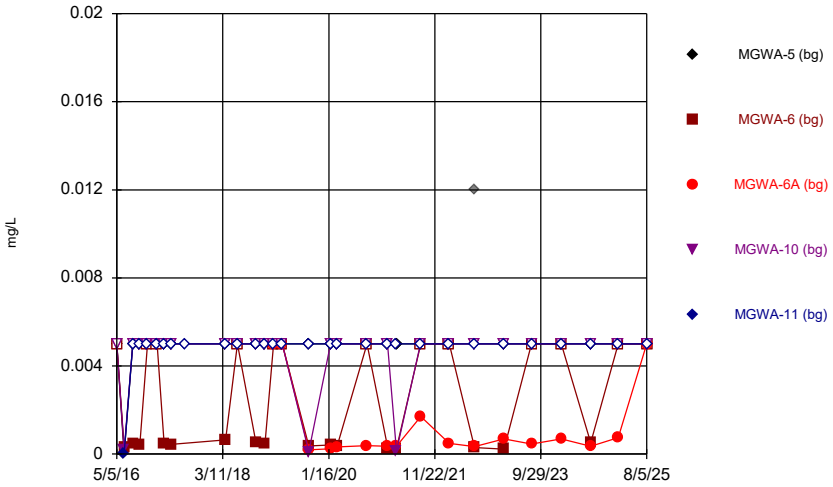

Constituent: Cobalt Analysis Run 9/24/2025 10:27 AM View: UTLs
Plant McIntosh Client: Southern Company Data: McIntosh AP-1

Sanitas™ v.10.0.27 Software licensed to Groundwater Stats Consulting. UG

Time Series

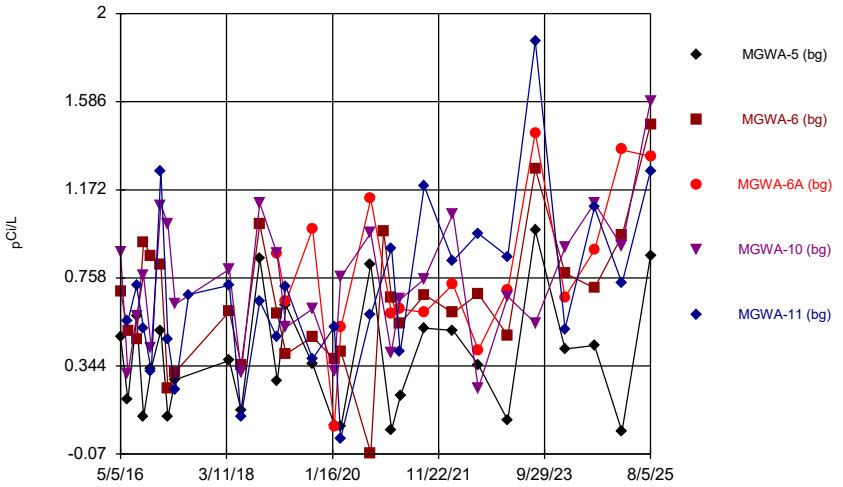

Constituent: Combined Radium 226 + 228 Analysis Run 9/24/2025 10:27 AM View: UTLs
Plant McIntosh Client: Southern Company Data: McIntosh AP-1

Sanitas™ v.10.0.27 Software licensed to Groundwater Stats Consulting. UG
Hollow symbols indicate censored values.

Time Series

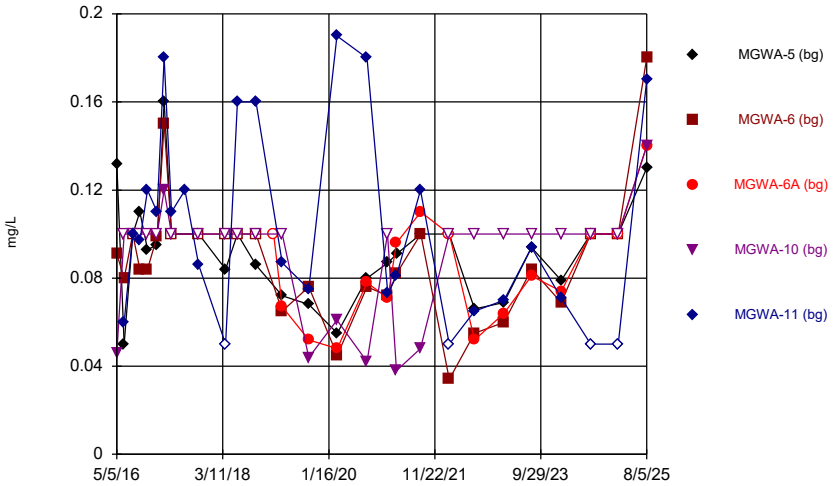

Constituent: Fluoride Analysis Run 9/24/2025 10:27 AM View: UTLs
Plant McIntosh Client: Southern Company Data: McIntosh AP-1

Sanitas™ v.10.0.27 Software licensed to Groundwater Stats Consulting. UG
Hollow symbols indicate censored values.

Time Series

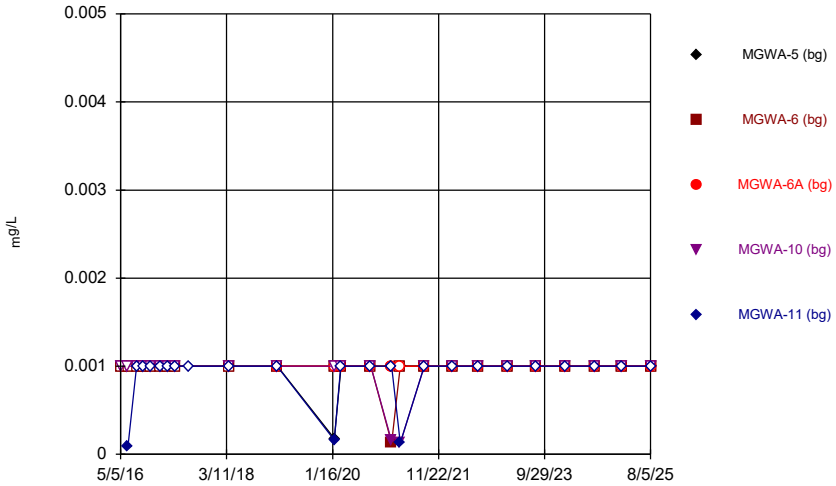

Constituent: Lead Analysis Run 9/24/2025 10:27 AM View: UTLs
Plant McIntosh Client: Southern Company Data: McIntosh AP-1

Sanitas™ v.10.0.27 Software licensed to Groundwater Stats Consulting. UG
Hollow symbols indicate censored values.

Time Series

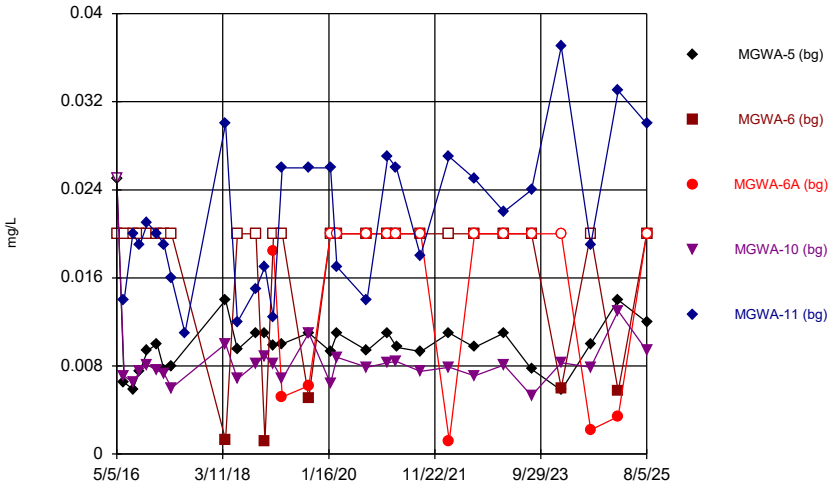

Constituent: Lithium Analysis Run 9/24/2025 10:27 AM View: UTLs
Plant McIntosh Client: Southern Company Data: McIntosh AP-1

Sanitas™ v.10.0.27 Software licensed to Groundwater Stats Consulting. UG
Hollow symbols indicate censored values.

Time Series

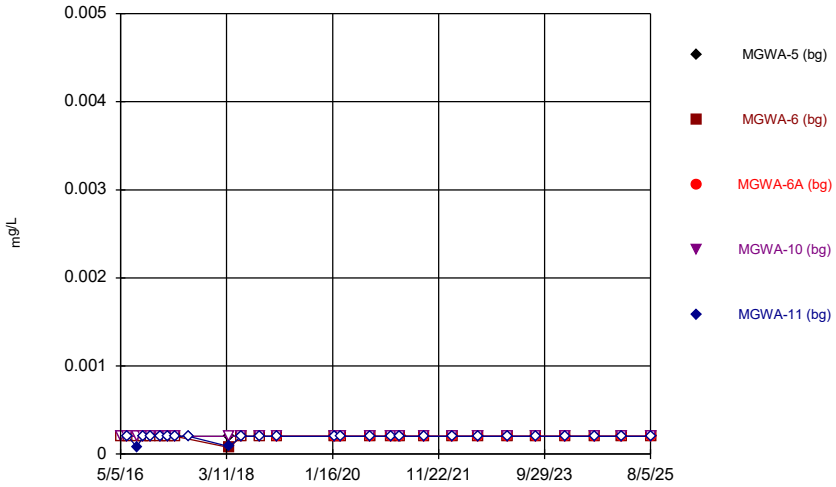

Constituent: Mercury Analysis Run 9/24/2025 10:27 AM View: UTLs
Plant McIntosh Client: Southern Company Data: McIntosh AP-1

Sanitas™ v.10.0.27 Software licensed to Groundwater Stats Consulting. UG
Hollow symbols indicate censored values.

Time Series

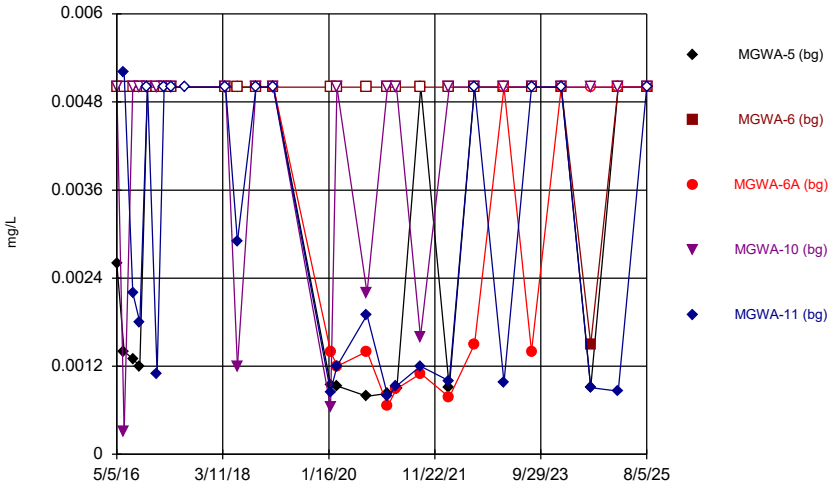

Constituent: Molybdenum Analysis Run 9/24/2025 10:27 AM View: UTLs
Plant McIntosh Client: Southern Company Data: McIntosh AP-1

Sanitas™ v.10.0.27 Software licensed to Groundwater Stats Consulting. UG
Hollow symbols indicate censored values.

Time Series

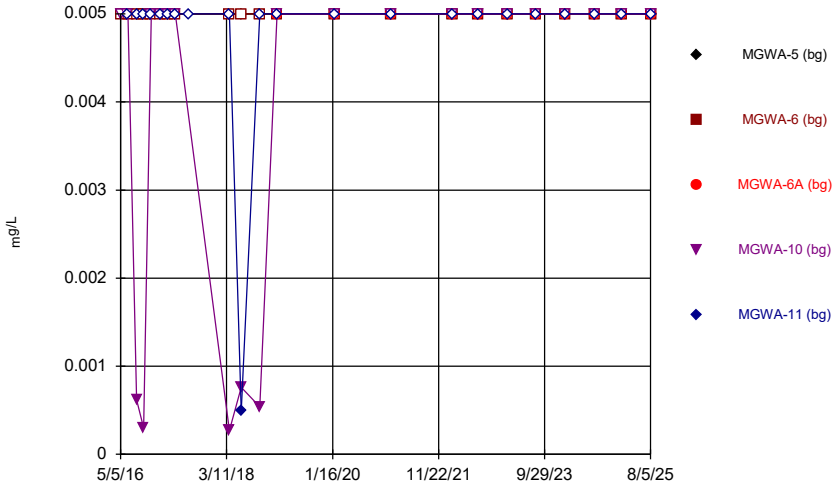

Constituent: Selenium Analysis Run 9/24/2025 10:27 AM View: UTLs
Plant McIntosh Client: Southern Company Data: McIntosh AP-1

Sanitas™ v.10.0.27 Software licensed to Groundwater Stats Consulting. UG
Hollow symbols indicate censored values.

Time Series

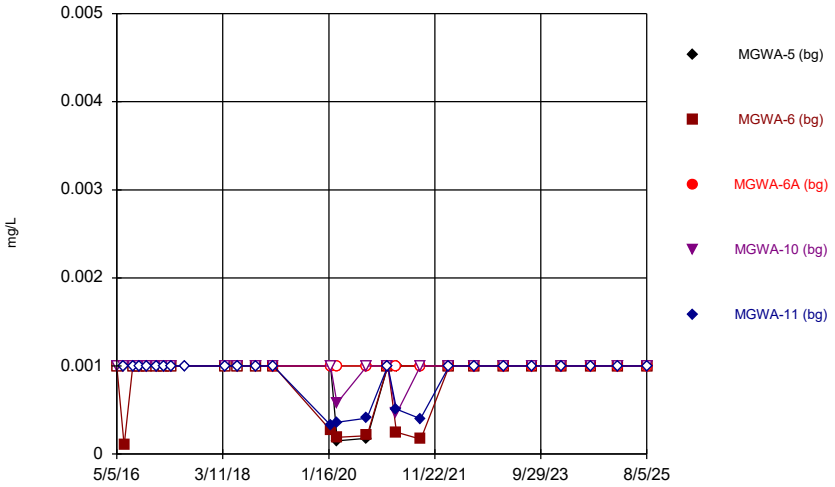

Constituent: Thallium Analysis Run 9/24/2025 10:27 AM View: UTLs
Plant McIntosh Client: Southern Company Data: McIntosh AP-1

Sanitas™ v.10.0.27 Software licensed to Groundwater Stats Consulting. UG

Tolerance Limit

Interwell Non-parametric



Non-parametric test used in lieu of parametric tolerance limit because censored data exceeded 50%. Limit is highest of 111 background values. 93.69% NDs. 95.9% coverage at alpha=0.01; 97.46% coverage at alpha=0.05; 99.41% coverage at alpha=0.5. Report alpha = 0.003368.

Constituent: Antimony Analysis Run 9/24/2025 10:27 AM View: UTLs

Plant McIntosh Client: Southern Company Data: McIntosh AP-1

Sanitas™ v.10.0.27 Software licensed to Groundwater Stats Consulting. UG

Tolerance Limit

Interwell Non-parametric



Non-parametric test used in lieu of parametric tolerance limit because the Chi Squared normality test showed the data to be non-normal at the 0.01 alpha level. Limit is highest of 121 background values. 33.88% NDs. 96.29% coverage at alpha=0.01; 97.46% coverage at alpha=0.05; 99.41% coverage at alpha=0.5. Report alpha = 0.002016.

Constituent: Arsenic Analysis Run 9/24/2025 10:27 AM View: UTLs

Plant McIntosh Client: Southern Company Data: McIntosh AP-1

Sanitas™ v.10.0.27 Software licensed to Groundwater Stats Consulting. UG

Tolerance Limit

Interwell Non-parametric



Non-parametric test used in lieu of parametric tolerance limit because the Chi Squared normality test showed the data to be non-normal at the 0.01 alpha level. Limit is highest of 129 background values. 96.68% coverage at alpha=0.01; 97.85% coverage at alpha=0.05; 99.41% coverage at alpha=0.5. Report alpha = 0.001338.

Constituent: Barium Analysis Run 9/24/2025 10:27 AM View: UTLs

Plant McIntosh Client: Southern Company Data: McIntosh AP-1

Sanitas™ v.10.0.27 Software licensed to Groundwater Stats Consulting. UG

Tolerance Limit

Interwell Non-parametric



Non-parametric test used in lieu of parametric tolerance limit because censored data exceeded 50%. Limit is highest of 119 background values. 95.8% NDs. 96.29% coverage at alpha=0.01; 97.46% coverage at alpha=0.05; 99.41% coverage at alpha=0.5. Report alpha = 0.002234.

Constituent: Beryllium Analysis Run 9/24/2025 10:27 AM View: UTLs

Plant McIntosh Client: Southern Company Data: McIntosh AP-1

Sanitas™ v.10.0.27 Software licensed to Groundwater Stats Consulting. UG

Tolerance Limit

Interwell Non-parametric



Non-parametric test used in lieu of parametric tolerance limit because censored data exceeded 50%. Limit is highest of 129 background values. 99.22% NDs. 96.68% coverage at alpha=0.01; 97.85% coverage at alpha=0.05; 99.41% coverage at alpha=0.5. Report alpha = 0.001338.

Constituent: Cadmium Analysis Run 9/24/2025 10:27 AM View: UTLs
Plant McIntosh Client: Southern Company Data: McIntosh AP-1

Sanitas™ v.10.0.27 Software licensed to Groundwater Stats Consulting. UG

Tolerance Limit

Interwell Non-parametric



Non-parametric test used in lieu of parametric tolerance limit because censored data exceeded 50%. Limit is highest of 119 background values. 73.11% NDs. 96.29% coverage at alpha=0.01; 97.46% coverage at alpha=0.05; 99.41% coverage at alpha=0.5. Report alpha = 0.002234.

Constituent: Chromium Analysis Run 9/24/2025 10:27 AM View: UTLs
Plant McIntosh Client: Southern Company Data: McIntosh AP-1

Sanitas™ v.10.0.27 Software licensed to Groundwater Stats Consulting. UG

Tolerance Limit

Interwell Non-parametric



Non-parametric test used in lieu of parametric tolerance limit because censored data exceeded 50%. Limit is highest of 132 background values. 73.48% NDs. 96.68% coverage at alpha=0.01; 97.85% coverage at alpha=0.05; 99.41% coverage at alpha=0.5. Report alpha = 0.001147.

Constituent: Cobalt Analysis Run 9/24/2025 10:27 AM View: UTLs
Plant McIntosh Client: Southern Company Data: McIntosh AP-1

Sanitas™ v.10.0.27 Software licensed to Groundwater Stats Consulting. UG

Tolerance Limit

Interwell Parametric



95% coverage. Background Data Summary: Mean=0.6411, Std. Dev.=0.3566, n=130. Normality test: Chi Squared @alpha = 0.01, calculated = 4.769, critical = 14.07. Report alpha = 0.05.

Constituent: Combined Radium 226 + 228 Analysis Run 9/24/2025 10:27 AM View: UTLs
Plant McIntosh Client: Southern Company Data: McIntosh AP-1

Sanitas™ v.10.0.27 Software licensed to Groundwater Stats Consulting. UG

Tolerance Limit

Interwell Non-parametric



Non-parametric test used in lieu of parametric tolerance limit because the Chi Squared normality test showed the data to be non-normal at the 0.01 alpha level. Limit is highest of 124 background values. 33.06% NDs. 96.29% coverage at alpha=0.01; 97.46% coverage at alpha=0.05; 99.41% coverage at alpha=0.5. Report alpha = 0.001729.

Constituent: Fluoride Analysis Run 9/24/2025 10:27 AM View: UTLs
Plant McIntosh Client: Southern Company Data: McIntosh AP-1

Sanitas™ v.10.0.27 Software licensed to Groundwater Stats Consulting. UG

Tolerance Limit

Interwell Non-parametric



Non-parametric test used in lieu of parametric tolerance limit because censored data exceeded 50%. Limit is highest of 111 background values. 93.69% NDs. 95.9% coverage at alpha=0.01; 97.46% coverage at alpha=0.05; 99.41% coverage at alpha=0.5. Report alpha = 0.003368.

Constituent: Lead Analysis Run 9/24/2025 10:27 AM View: UTLs
Plant McIntosh Client: Southern Company Data: McIntosh AP-1

Sanitas™ v.10.0.27 Software licensed to Groundwater Stats Consulting. UG

Tolerance Limit

Interwell Non-parametric



Non-parametric test used in lieu of parametric tolerance limit because the Chi Squared normality test showed the data to be non-normal at the 0.01 alpha level. Limit is highest of 133 background values. 27.82% NDs. 96.68% coverage at alpha=0.01; 97.85% coverage at alpha=0.05; 99.41% coverage at alpha=0.5. Report alpha = 0.00109.

Constituent: Lithium Analysis Run 9/24/2025 10:28 AM View: UTLs
Plant McIntosh Client: Southern Company Data: McIntosh AP-1

Sanitas™ v.10.0.27 Software licensed to Groundwater Stats Consulting. UG

Tolerance Limit

Interwell Non-parametric



Non-parametric test used in lieu of parametric tolerance limit because censored data exceeded 50%. Limit is highest of 119 background values. 97.48% NDs. 96.29% coverage at alpha=0.01; 97.46% coverage at alpha=0.05; 99.41% coverage at alpha=0.5. Report alpha = 0.002234.

Constituent: Mercury Analysis Run 9/24/2025 10:28 AM View: UTLs
Plant McIntosh Client: Southern Company Data: McIntosh AP-1

Sanitas™ v.10.0.27 Software licensed to Groundwater Stats Consulting. UG

Tolerance Limit

Interwell Non-parametric



Non-parametric test used in lieu of parametric tolerance limit because censored data exceeded 50%. Limit is highest of 119 background values. 65.55% NDs. 96.29% coverage at alpha=0.01; 97.46% coverage at alpha=0.05; 99.41% coverage at alpha=0.5. Report alpha = 0.002234.

Constituent: Molybdenum Analysis Run 9/24/2025 10:28 AM View: UTLs
Plant McIntosh Client: Southern Company Data: McIntosh AP-1

Sanitas™ v.10.0.27 Software licensed to Groundwater Stats Consulting. UG

Tolerance Limit

Interwell Non-parametric



Non-parametric test used in lieu of parametric tolerance limit because censored data exceeded 50%. Limit is highest of 99 background values. 93.94% NDs. 95.51% coverage at alpha=0.01; 97.07% coverage at alpha=0.05; 99.41% coverage at alpha=0.5. Report alpha = 0.006232.

Constituent: Selenium Analysis Run 9/24/2025 10:28 AM View: UTLs
Plant McIntosh Client: Southern Company Data: McIntosh AP-1

Sanitas™ v.10.0.27 Software licensed to Groundwater Stats Consulting. UG

Tolerance Limit

Interwell Non-parametric



Non-parametric test used in lieu of parametric tolerance limit because censored data exceeded 50%. Limit is highest of 119 background values. 87.39% NDs. 96.29% coverage at alpha=0.01; 97.46% coverage at alpha=0.05; 99.41% coverage at alpha=0.5. Report alpha = 0.002234.

Constituent: Thallium Analysis Run 9/24/2025 10:28 AM View: UTLs
Plant McIntosh Client: Southern Company Data: McIntosh AP-1

FIGURE H.

PLANT MCINTOSH AP 1 GWPS				
Constituent Name	**MCL**	**CCR-Rule Specified**	**Background Limit**	**GWPS**
Antimony, Total (mg/L)	0.006		0.005	0.006
Arsenic, Total (mg/L)	0.01		0.014	0.014
Barium, Total (mg/L)	2		0.15	2
Beryllium, Total (mg/L)	0.004		0.001	0.004
Cadmium, Total (mg/L)	0.005		0.0007	0.005
Chromium, Total (mg/L)	0.1		0.0066	0.1
Cobalt, Total (mg/L)	n/a	0.006	0.005	0.006
Combined Radium, Total (pCi/L)	5		1.31	5
Fluoride, Total (mg/L)	4		0.19	4
Lead, Total (mg/L)	n/a	0.015	0.001	0.015
Lithium, Total (mg/L)	n/a	0.04	0.037	0.04
Mercury, Total (mg/L)	0.002		0.0002	0.002
Molybdenum, Total (mg/L)	n/a	0.1	0.0052	0.1
Selenium, Total (mg/L)	0.05		0.005	0.05
Thallium, Total (mg/L)	0.002		0.001	0.002

*Grey cell indicates background is higher than MCL or CCR-Rule

**GWPS = Groundwater Protection Standard*

**MCL = Maximum Contaminant Level*

**CCR = Coal Combustion Residuals*

FIGURE I.

Cobalt MGWC-7 Trend Test - All/Significant Results

Plant McIntosh Client: Southern Company Data: McIntosh AP-1 Printed 9/26/2025, 8:57 AM

Constituent	Well	Slope	Calc.	Critical	Sig.	N	%NDs	Normality	Xform	Alpha	Method
Cobalt (mg/L)	**MGWC-7**	**-0.0009042**	**-217**	**-106**	**Yes**	**29**	**0**	**n/a**	**n/a**	**0.05**	**NP**

Sanitas™ v.10.0.27 Software licensed to Groundwater Stats Consulting. UG

Sen's Slope Estimator

MGWC-7

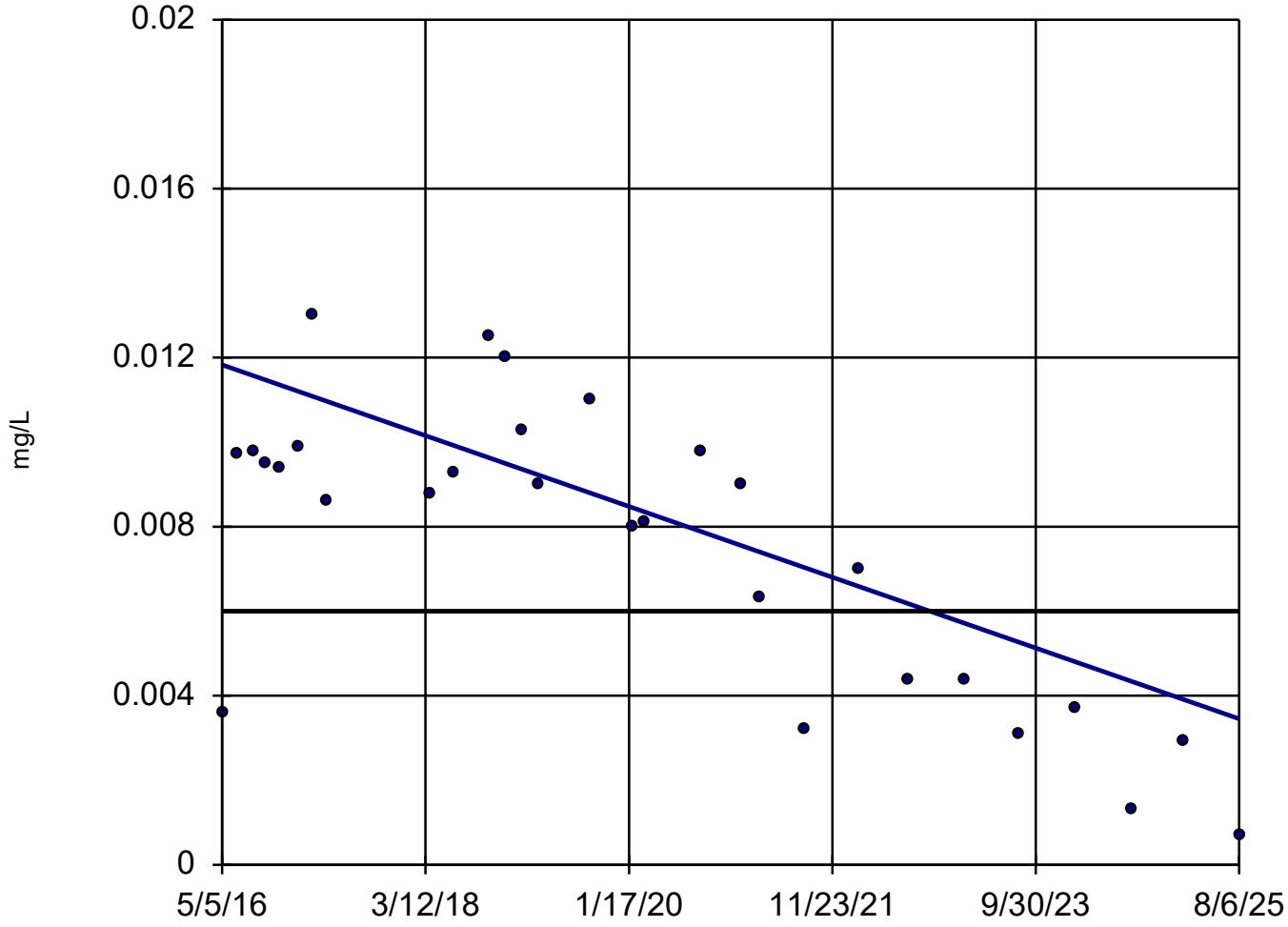

n = 29

Slope = -0.0009042 units per year.

Mann-Kendall statistic = -217
critical = -106

Decreasing trend significant at 95% confidence level (α = 0.025 per tail).

GWPS = 0.006.

Constituent: Cobalt Analysis Run 9/26/2025 8:56 AM View: Trend Test

Plant McIntosh Client: Southern Company Data: McIntosh AP-1

Cobalt MGWC-7 Trend Test - Truncated Record - All/Significant Results

Plant McIntosh Client: Southern Company Data: McIntosh AP-1 Printed 9/26/2025, 11:57 AM

Constituent	Well	Slope	Calc.	Critical	Sig.	N	%NDs	Normality	Alpha	Method
Cobalt (mg/L)	**MGWC-7**	**-0.001441**	**-23**	**-17**	**Yes**	**8**	**0**	**n/a**	**0.05**	**NP**

Sanitas™ v.10.0.27g Software licensed to Groundwater Stats Consulting. UG

Sen's Slope Estimator

MGWC-7

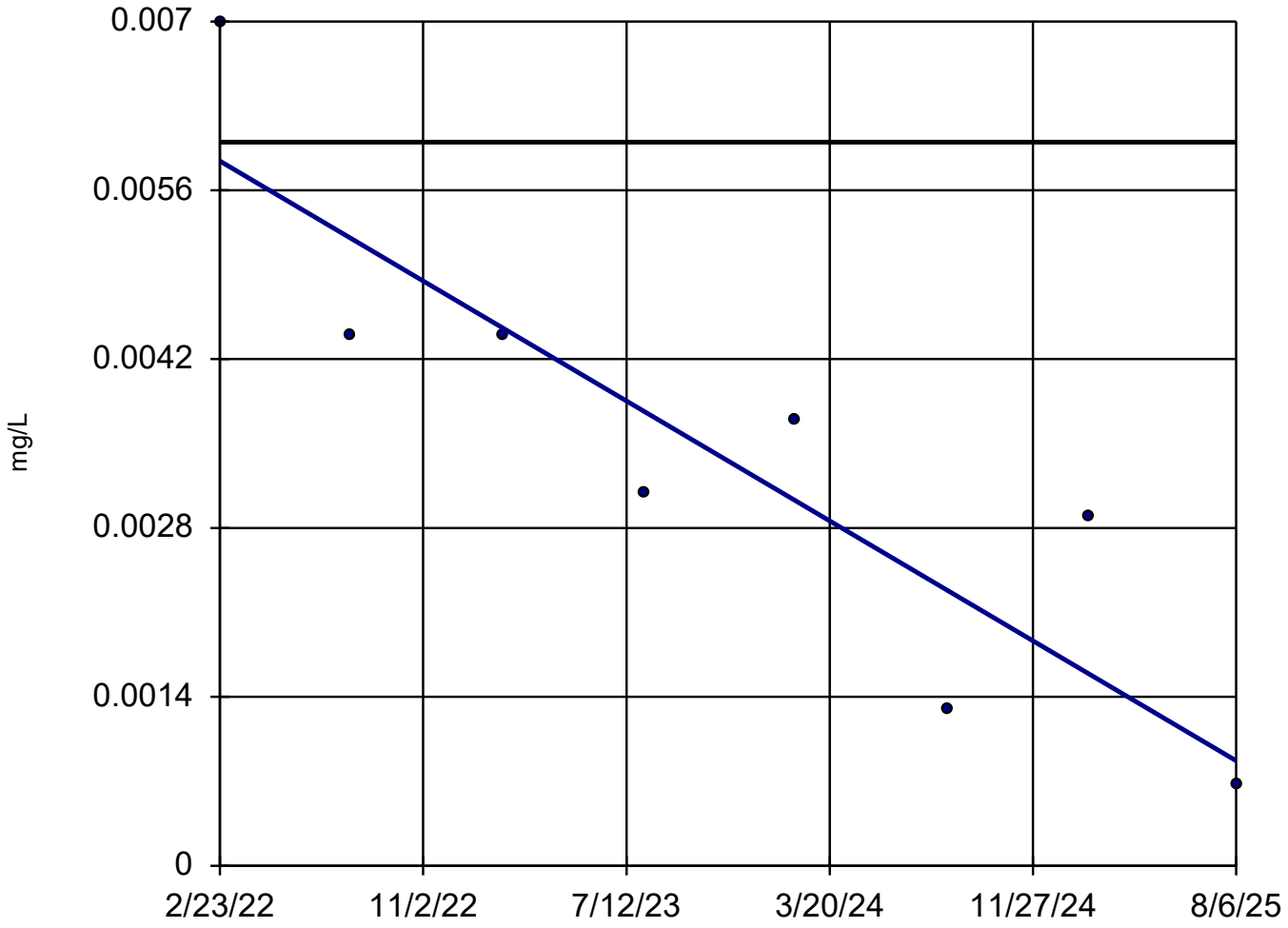

n = 8

Slope = -0.001441 units per year.

Mann-Kendall statistic = -23
critical = -17

Decreasing trend significant at 95% confidence level (α = 0.025 per tail).

GWPS = 0.006.

Constituent: Cobalt Analysis Run 9/26/2025 11:57 AM View: Trend Test

Plant McIntosh Client: Southern Company Data: McIntosh AP-1

FIGURE J.

Appendix IV - Confidence Intervals - Significant Results

Plant McIntosh Client: Southern Company Data: McIntosh AP-1 Printed 9/26/2025, 12:18 PM

Constituent	Well	Upper Lim.	Lower Lim.	Compliance	Sig. N	Mean	Std. Dev.	%NDs	ND Adj.	Transform	Alpha	Method
Lithium (mg/L)	**MGWC-7**	**0.14**	**0.12**	**0.04**	**Yes 29**	**0.1273**	**0.02178**	**0**	**None**	**No**	**0.01**	**NP (normality)**

Appendix IV - Confidence Intervals - All Results

Plant McIntosh Client: Southern Company Data: McIntosh AP-1 Printed 9/26/2025, 12:18 PM

Constituent	Well	Upper Lim.	Lower Lim.	Compliance	Sig.	N	Mean	Std. Dev.	%NDs	ND Adj.	Transform	Alpha	Method
Antimony (mg/L)	MGWC-1	0.005	0.00038	0.006	No	24	0.004807	0.0009431	95.83	None	No	0.01	NP (NDs)
Antimony (mg/L)	MGWC-3	0.005	0.00044	0.006	No	24	0.004614	0.001307	91.67	None	No	0.01	NP (NDs)
Antimony (mg/L)	MGWC-7	0.005	0.00197	0.006	No	24	0.004687	0.001083	91.67	None	No	0.01	NP (NDs)
Antimony (mg/L)	MGWC-12	0.005	0.0015	0.006	No	24	0.004662	0.001155	91.67	None	No	0.01	NP (NDs)
Arsenic (mg/L)	MGWC-1	0.002666	0.001924	0.014	No	28	0.002295	0.0007933	3.571	None	No	0.01	Param.
Arsenic (mg/L)	MGWC-2	0.005	0.00068	0.014	No	28	0.00436	0.001597	85.71	None	No	0.01	NP (NDs)
Arsenic (mg/L)	MGWC-3	0.001812	0.001483	0.014	No	28	0.001647	0.0003512	3.571	None	No	0.01	Param.
Arsenic (mg/L)	MGWC-7	0.005	0.00066	0.014	No	28	0.002579	0.002148	42.86	None	No	0.01	NP (normality)
Arsenic (mg/L)	MGWC-8	0.005	0.001	0.014	No	28	0.003421	0.002022	60.71	None	No	0.01	NP (NDs)
Arsenic (mg/L)	MGWC-12	0.005	0.00089	0.014	No	28	0.002442	0.001969	35.71	None	No	0.01	NP (normality)
Barium (mg/L)	MGWC-1	0.12	0.097	2	No	28	0.109	0.01586	0	None	No	0.01	NP (normality)
Barium (mg/L)	MGWC-2	0.05267	0.04757	2	No	28	0.05012	0.005463	0	None	No	0.01	Param.
Barium (mg/L)	MGWC-3	0.1562	0.1433	2	No	28	0.1498	0.01377	0	None	No	0.01	Param.
Barium (mg/L)	MGWC-7	0.01633	0.01155	2	No	28	0.01444	0.006181	0	None	x^(1/3)	0.01	Param.
Barium (mg/L)	MGWC-8	0.043	0.034	2	No	28	0.04098	0.01107	0	None	No	0.01	NP (normality)
Barium (mg/L)	MGWC-12	0.06383	0.05188	2	No	28	0.05785	0.01278	0	None	No	0.01	Param.
Beryllium (mg/L)	MGWC-1	0.001	0.00018	0.004	No	26	0.0009685	0.0001608	96.15	None	No	0.01	NP (NDs)
Beryllium (mg/L)	MGWC-3	0.001	0.00031	0.004	No	26	0.0009735	0.0001353	96.15	None	No	0.01	NP (NDs)
Beryllium (mg/L)	MGWC-8	0.001146	0.0006154	0.004	No	26	0.001008	0.0004971	26.92	Kaplan-Meier	No	0.01	Param.
Cadmium (mg/L)	MGWC-1	0.0007	0.0005	0.005	No	28	0.0005943	0.0002164	78.57	None	No	0.01	NP (NDs)
Cadmium (mg/L)	MGWC-2	0.002373	0.0009567	0.005	No	28	0.001935	0.001834	3.571	None	sqrt(x)	0.01	Param.
Cadmium (mg/L)	MGWC-7	0.0007	0.00041	0.005	No	28	0.0006382	0.0001595	85.71	None	No	0.01	NP (NDs)
Cadmium (mg/L)	MGWC-8	0.002415	0.0008743	0.005	No	28	0.002322	0.002218	21.43	Kaplan-Meier	sqrt(x)	0.01	Param.
Chromium (mg/L)	MGWC-1	0.005	0.0036	0.1	No	26	0.004569	0.001089	84.62	None	No	0.01	NP (NDs)
Chromium (mg/L)	MGWC-2	0.005	0.0033	0.1	No	26	0.004846	0.0005501	92.31	None	No	0.01	NP (NDs)
Chromium (mg/L)	MGWC-3	0.005	0.003	0.1	No	26	0.004923	0.0003922	96.15	None	No	0.01	NP (NDs)
Chromium (mg/L)	MGWC-7	0.005	0.0034	0.1	No	26	0.004662	0.00101	88.46	None	No	0.01	NP (NDs)
Chromium (mg/L)	MGWC-8	0.005	0.0031	0.1	No	26	0.004785	0.0008023	92.31	None	No	0.01	NP (NDs)
Chromium (mg/L)	MGWC-12	0.005	0.0032	0.1	No	26	0.005708	0.004819	88.46	None	No	0.01	NP (NDs)
Cobalt (mg/L)	MGWC-1	0.005	0.00047	0.006	No	29	0.00342	0.002224	65.52	None	No	0.01	NP (NDs)
Cobalt (mg/L)	MGWC-2	0.002916	0.001962	0.006	No	29	0.002439	0.001042	0	None	No	0.01	Param.
Cobalt (mg/L)	MGWC-3	0.00067	0.00051	0.006	No	29	0.0007321	0.0004432	10.34	None	No	0.01	NP (normality)
Cobalt (mg/L)	MGWC-7	0.005524	0.001346	0.006	No	8	0.003435	0.001971	0	None	No	0.01	Param.
Cobalt (mg/L)	MGWC-8	0.01255	0.004975	0.006	No	29	0.01031	0.008323	3.448	None	sqrt(x)	0.01	Param.
Cobalt (mg/L)	MGWC-12	0.005	0.0015	0.006	No	29	0.004712	0.00109	93.1	None	No	0.01	NP (NDs)
Cobalt (mg/L)	MGWC-20	0.0007988	0.0002266	0.006	No	5	0.002272	0.002493	40	Kaplan-Meier	ln(x)	0.01	Param.
Combined Radium 226 + 228 (pCi/L)	MGWC-1	1.899	1.43	5	No	29	1.665	0.5116	0	None	No	0.01	Param.
Combined Radium 226 + 228 (pCi/L)	MGWC-2	0.7275	0.4444	5	No	28	0.586	0.3029	0	None	No	0.01	Param.
Combined Radium 226 + 228 (pCi/L)	MGWC-3	1.743	1.423	5	No	29	1.583	0.3493	0	None	No	0.01	Param.
Combined Radium 226 + 228 (pCi/L)	MGWC-7	1.321	0.9996	5	No	28	1.161	0.3444	0	None	No	0.01	Param.
Combined Radium 226 + 228 (pCi/L)	MGWC-8	1.825	1.321	5	No	28	1.573	0.5392	0	None	No	0.01	Param.
Combined Radium 226 + 228 (pCi/L)	MGWC-12	0.7171	0.4389	5	No	28	0.578	0.2977	0	None	No	0.01	Param.
Fluoride (mg/L)	MGWC-1	0.2208	0.1494	4	No	27	0.1851	0.07476	7.407	None	No	0.01	Param.
Fluoride (mg/L)	MGWC-2	1	0.076	4	No	27	0.3972	0.4356	33.33	None	No	0.01	NP (normality)
Fluoride (mg/L)	MGWC-3	0.23	0.083	4	No	27	0.2182	0.1894	29.63	None	No	0.01	NP (normality)
Fluoride (mg/L)	MGWC-7	0.3234	0.2202	4	No	27	0.2798	0.1138	7.407	None	sqrt(x)	0.01	Param.
Fluoride (mg/L)	MGWC-8	0.15	0.087	4	No	27	0.267	0.3572	18.52	None	No	0.01	NP (normality)
Fluoride (mg/L)	MGWC-12	0.2479	0.1964	4	No	27	0.2137	0.06723	0	None	x^2	0.01	Param.
Lead (mg/L)	MGWC-1	0.001	0.00058	0.015	No	24	0.0009825	0.00008573	95.83	None	No	0.01	NP (NDs)
Lead (mg/L)	MGWC-2	0.001	0.00027	0.015	No	24	0.0009338	0.0002253	91.67	None	No	0.01	NP (NDs)
Lead (mg/L)	MGWC-3	0.001	0.00034	0.015	No	24	0.0009379	0.0002118	91.67	None	No	0.01	NP (NDs)
Lead (mg/L)	MGWC-7	0.001	0.0003	0.015	No	24	0.0009042	0.0002596	87.5	None	No	0.01	NP (NDs)
Lead (mg/L)	MGWC-8	0.001	0.00022	0.015	No	24	0.0009338	0.0002245	91.67	None	No	0.01	NP (NDs)
Lead (mg/L)	MGWC-12	0.001	0.0001	0.015	No	24	0.0009625	0.0001837	95.83	None	No	0.01	NP (NDs)
Lithium (mg/L)	MGWC-1	0.01215	0.01027	0.04	No	29	0.01121	0.002047	3.448	None	No	0.01	Param.

Appendix IV - Confidence Intervals - All Results

Plant McIntosh Client: Southern Company Data: McIntosh AP-1 Printed 9/26/2025, 12:18 PM

Constituent	Well	Upper Lim.	Lower Lim.	Compliance	Sig.	N	Mean	Std. Dev.	%NDs	ND Adj.	Transform	Alpha	Method
Lithium (mg/L)	MGWC-2	0.0066	0.00537	0.04	No	29	0.006651	0.003759	3.448	None	No	0.01	NP (normality)
Lithium (mg/L)	MGWC-3	0.01355	0.01164	0.04	No	29	0.0126	0.002081	0	None	No	0.01	Param.
Lithium (mg/L)	**MGWC-7**	**0.14**	**0.12**	**0.04**	**Yes**	**29**	**0.1273**	**0.02178**	**0**	**None**	**No**	**0.01**	**NP (normality)**
Lithium (mg/L)	MGWC-8	0.03403	0.02236	0.04	No	29	0.0282	0.01274	0	None	No	0.01	Param.
Lithium (mg/L)	MGWC-12	0.02301	0.01798	0.04	No	29	0.0205	0.005484	0	None	No	0.01	Param.
Lithium (mg/L)	MGWC-19	0.009332	0.0006684	0.04	No	4	0.005	0.001908	0	None	No	0.01	Param.
Lithium (mg/L)	MGWC-20	0.01146	0.003174	0.04	No	6	0.007317	0.003016	0	None	No	0.01	Param.
Mercury (mg/L)	MGWC-2	0.0002	0.0001	0.002	No	26	0.0001915	0.00003032	92.31	None	No	0.01	NP (NDs)
Mercury (mg/L)	MGWC-3	0.0002	0.00007	0.002	No	26	0.000195	0.0000255	96.15	None	No	0.01	NP (NDs)
Mercury (mg/L)	MGWC-7	0.0002	0.00008	0.002	No	26	0.0001954	0.00002353	96.15	None	No	0.01	NP (NDs)
Mercury (mg/L)	MGWC-8	0.00051	0.00015	0.002	No	27	0.0005036	0.0008594	29.63	None	No	0.01	NP (normality)
Mercury (mg/L)	MGWC-12	0.0002	0.000086	0.002	No	26	0.0001908	0.00003265	92.31	None	No	0.01	NP (NDs)
Molybdenum (mg/L)	MGWC-1	0.0021	0.0011	0.1	No	26	0.002121	0.001499	19.23	None	No	0.01	NP (normality)
Molybdenum (mg/L)	MGWC-7	0.005	0.00351	0.1	No	26	0.004943	0.0002922	96.15	None	No	0.01	NP (NDs)
Molybdenum (mg/L)	MGWC-8	0.005	0.0037	0.1	No	26	0.00495	0.000255	96.15	None	No	0.01	NP (NDs)
Molybdenum (mg/L)	MGWC-12	0.005	0.0024	0.1	No	26	0.004176	0.001563	76.92	None	No	0.01	NP (NDs)
Selenium (mg/L)	MGWC-1	0.005	0.0005	0.05	No	22	0.004585	0.001345	90.91	None	No	0.01	NP (NDs)
Selenium (mg/L)	MGWC-2	0.005	0.00045	0.05	No	22	0.004793	0.0009701	95.45	None	No	0.01	NP (NDs)
Selenium (mg/L)	MGWC-3	0.005	0.00044	0.05	No	22	0.004793	0.0009722	95.45	None	No	0.01	NP (NDs)
Selenium (mg/L)	MGWC-7	0.005	0.0034	0.05	No	22	0.004712	0.001051	90.91	None	No	0.01	NP (NDs)
Selenium (mg/L)	MGWC-8	0.005	0.0024	0.05	No	22	0.004035	0.001865	77.27	None	No	0.01	NP (NDs)
Selenium (mg/L)	MGWC-12	0.005	0.00027	0.05	No	22	0.004785	0.001008	95.45	None	No	0.01	NP (NDs)
Thallium (mg/L)	MGWC-1	0.001	0.00032	0.002	No	26	0.0008063	0.0003625	76.92	None	No	0.01	NP (NDs)
Thallium (mg/L)	MGWC-2	0.001	0.00021	0.002	No	26	0.0009696	0.0001549	96.15	None	No	0.01	NP (NDs)
Thallium (mg/L)	MGWC-3	0.001	0.00037	0.002	No	26	0.0009435	0.0002019	92.31	None	No	0.01	NP (NDs)
Thallium (mg/L)	MGWC-7	0.001	0.00016	0.002	No	26	0.0009677	0.0001647	96.15	None	No	0.01	NP (NDs)
Thallium (mg/L)	MGWC-8	0.001	0.00019	0.002	No	26	0.0005573	0.0003937	42.31	None	No	0.01	NP (normality)
Thallium (mg/L)	MGWC-12	0.001	0.00027	0.002	No	26	0.0009392	0.0002153	92.31	None	No	0.01	NP (NDs)

Sanitas™ v.10.0.27g Software licensed to Groundwater Stats Consulting. UG

Non-Parametric Confidence Interval

Compliance Limit is not exceeded. Per-well alpha = 0.01.

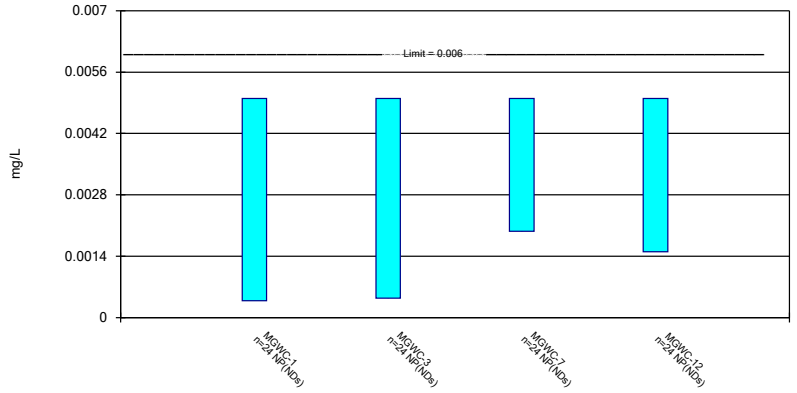

Constituent: Antimony Analysis Run 9/26/2025 12:17 PM View: Confidence Intervals
Plant McIntosh Client: Southern Company Data: McIntosh AP-1

Sanitas™ v.10.0.27g Software licensed to Groundwater Stats Consulting. UG

Parametric and Non-Parametric (NP) Confidence Interval

Compliance Limit is not exceeded. Per-well alpha = 0.01. Normality Test: Shapiro Wilk, alpha based on n.

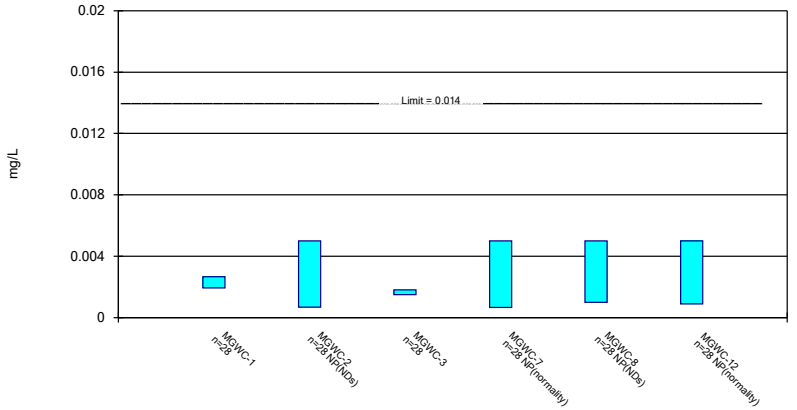

Constituent: Arsenic Analysis Run 9/26/2025 12:17 PM View: Confidence Intervals
Plant McIntosh Client: Southern Company Data: McIntosh AP-1

Sanitas™ v.10.0.27g Software licensed to Groundwater Stats Consulting. UG

Parametric and Non-Parametric (NP) Confidence Interval

Compliance Limit is not exceeded. Per-well alpha = 0.01. Normality Test: Shapiro Wilk, alpha based on n.

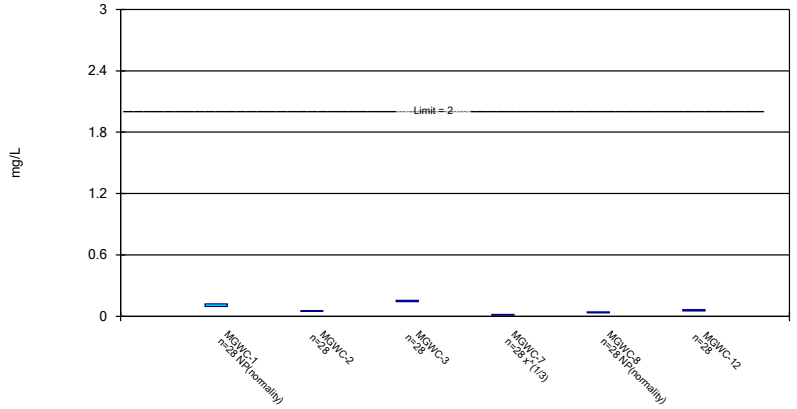

Constituent: Barium Analysis Run 9/26/2025 12:17 PM View: Confidence Intervals
Plant McIntosh Client: Southern Company Data: McIntosh AP-1

Sanitas™ v.10.0.27g Software licensed to Groundwater Stats Consulting. UG

Parametric and Non-Parametric (NP) Confidence Interval

Compliance Limit is not exceeded. Per-well alpha = 0.01. Normality Test: Shapiro Wilk, alpha based on n.

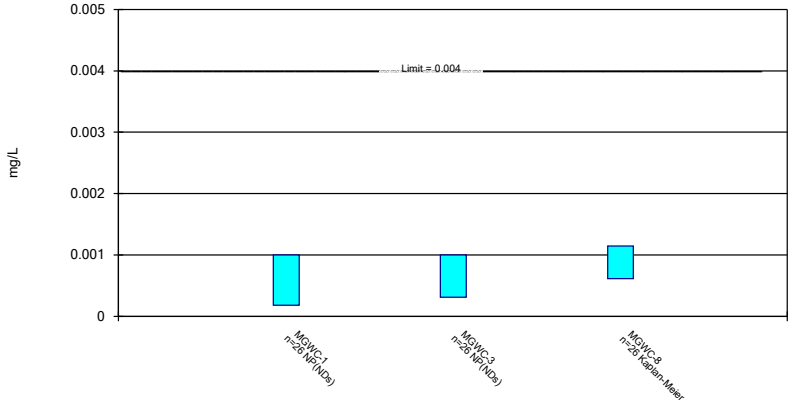

Constituent: Beryllium Analysis Run 9/26/2025 12:17 PM View: Confidence Intervals
Plant McIntosh Client: Southern Company Data: McIntosh AP-1

Sanitas™ v.10.0.27g Software licensed to Groundwater Stats Consulting. UG

Parametric and Non-Parametric (NP) Confidence Interval

Compliance Limit is not exceeded. Per-well alpha = 0.01. Normality Test: Shapiro Wilk, alpha based on n.

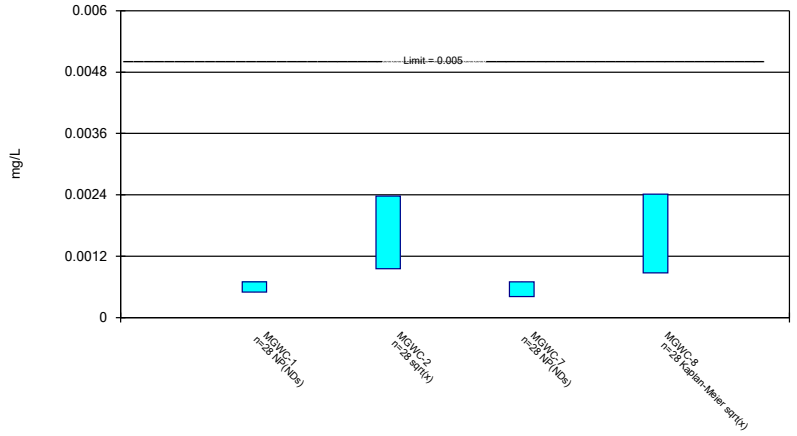

Constituent: Cadmium Analysis Run 9/26/2025 12:17 PM View: Confidence Intervals
Plant McIntosh Client: Southern Company Data: McIntosh AP-1

Sanitas™ v.10.0.27g Software licensed to Groundwater Stats Consulting. UG

Non-Parametric Confidence Interval

Compliance Limit is not exceeded. Per-well alpha = 0.01.

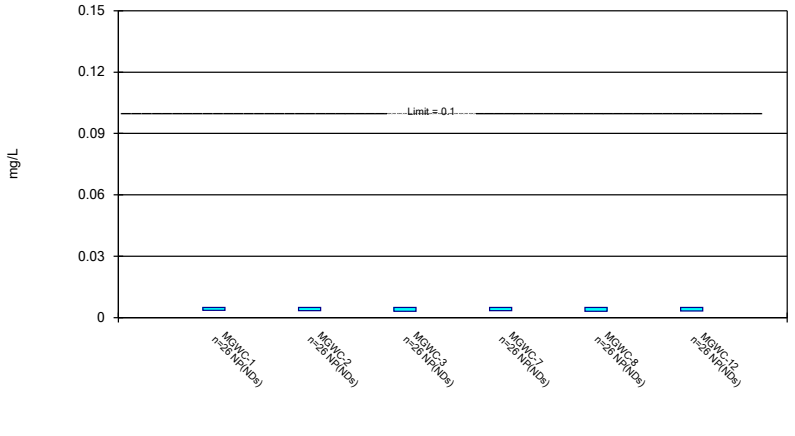

Constituent: Chromium Analysis Run 9/26/2025 12:17 PM View: Confidence Intervals
Plant McIntosh Client: Southern Company Data: McIntosh AP-1

Sanitas™ v.10.0.27g Software licensed to Groundwater Stats Consulting. UG

Parametric and Non-Parametric (NP) Confidence Interval

Compliance Limit is not exceeded. Per-well alpha = 0.01. Normality Test: Shapiro Wilk, alpha based on n.

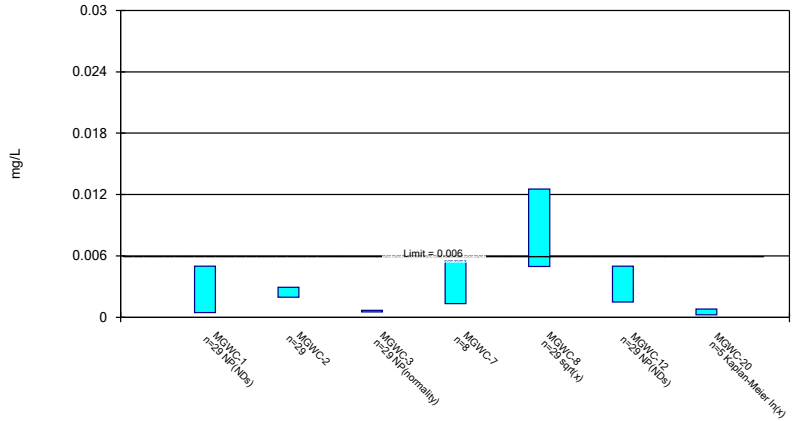

Constituent: Cobalt Analysis Run 9/26/2025 12:17 PM View: Confidence Intervals
Plant McIntosh Client: Southern Company Data: McIntosh AP-1

Sanitas™ v.10.0.27g Software licensed to Groundwater Stats Consulting. UG

Parametric Confidence Interval

Compliance Limit is not exceeded. Per-well alpha = 0.01. Normality Test: Shapiro Wilk, alpha based on n.

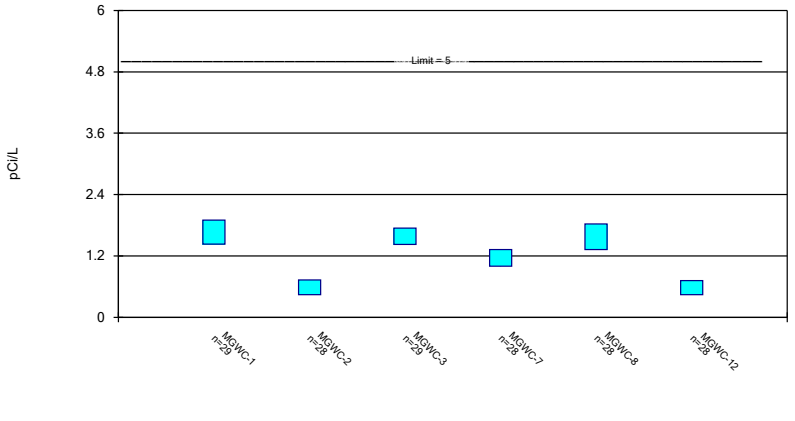

Constituent: Combined Radium 226 + 228 Analysis Run 9/26/2025 12:17 PM View: Confidence Intervals
Plant McIntosh Client: Southern Company Data: McIntosh AP-1

Sanitas™ v.10.0.27g Software licensed to Groundwater Stats Consulting. UG

Parametric and Non-Parametric (NP) Confidence Interval

Compliance Limit is not exceeded. Per-well alpha = 0.01. Normality Test: Shapiro Wilk, alpha based on n.

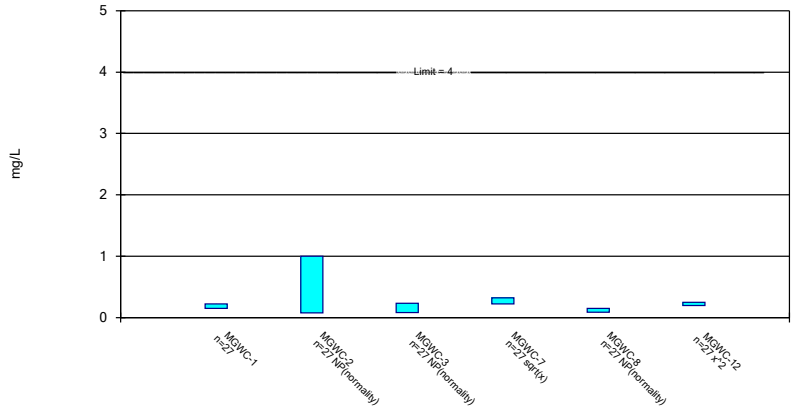

Constituent: Fluoride Analysis Run 9/26/2025 12:17 PM View: Confidence Intervals
Plant McIntosh Client: Southern Company Data: McIntosh AP-1

Sanitas™ v.10.0.27g Software licensed to Groundwater Stats Consulting. UG

Non-Parametric Confidence Interval

Compliance Limit is not exceeded. Per-well alpha = 0.01.

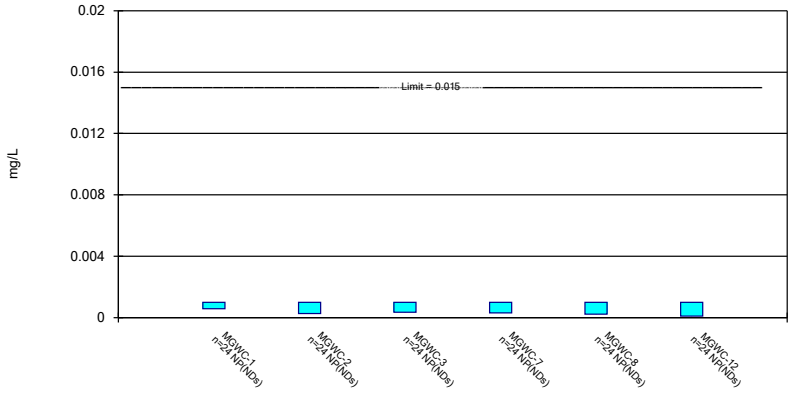

Constituent: Lead Analysis Run 9/26/2025 12:17 PM View: Confidence Intervals
Plant McIntosh Client: Southern Company Data: McIntosh AP-1

Sanitas™ v.10.0.27g Software licensed to Groundwater Stats Consulting. UG

Parametric and Non-Parametric (NP) Confidence Interval

Compliance limit is exceeded.* Per-well alpha = 0.01. Normality Test: Shapiro Wilk, alpha based on n.

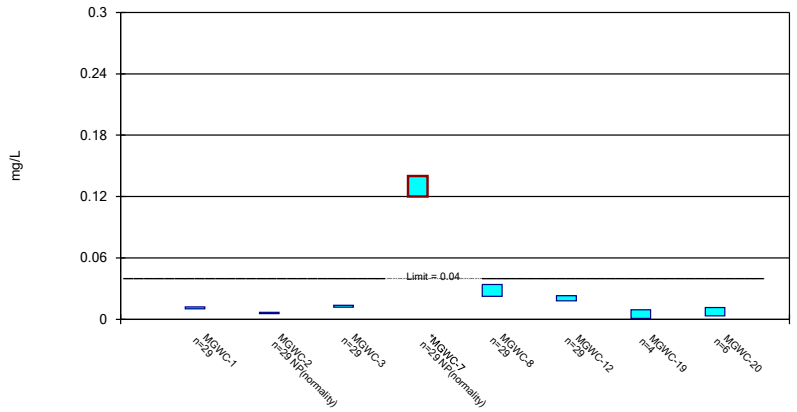

Constituent: Lithium Analysis Run 9/26/2025 12:17 PM View: Confidence Intervals
Plant McIntosh Client: Southern Company Data: McIntosh AP-1

Sanitas™ v.10.0.27g Software licensed to Groundwater Stats Consulting. UG

Non-Parametric Confidence Interval

Compliance Limit is not exceeded. Per-well alpha = 0.01.

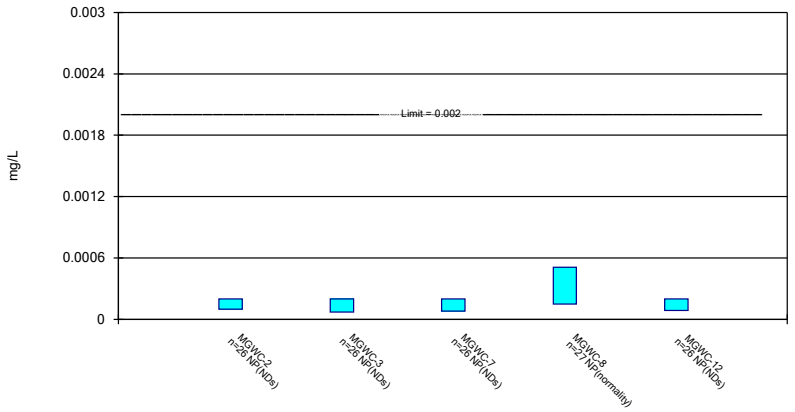

Constituent: Mercury Analysis Run 9/26/2025 12:17 PM View: Confidence Intervals
Plant McIntosh Client: Southern Company Data: McIntosh AP-1

Sanitas™ v.10.0.27g Software licensed to Groundwater Stats Consulting. UG

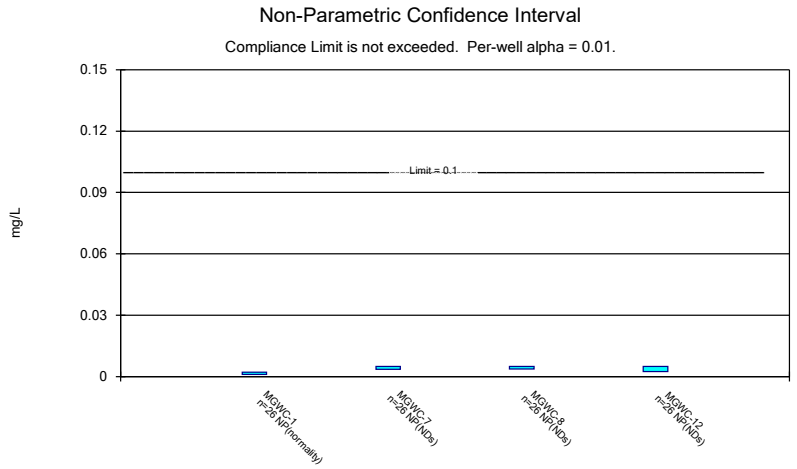

Constituent: Molybdenum Analysis Run 9/26/2025 12:17 PM View: Confidence Intervals
Plant McIntosh Client: Southern Company Data: McIntosh AP-1

Sanitas™ v.10.0.27g Software licensed to Groundwater Stats Consulting. UG

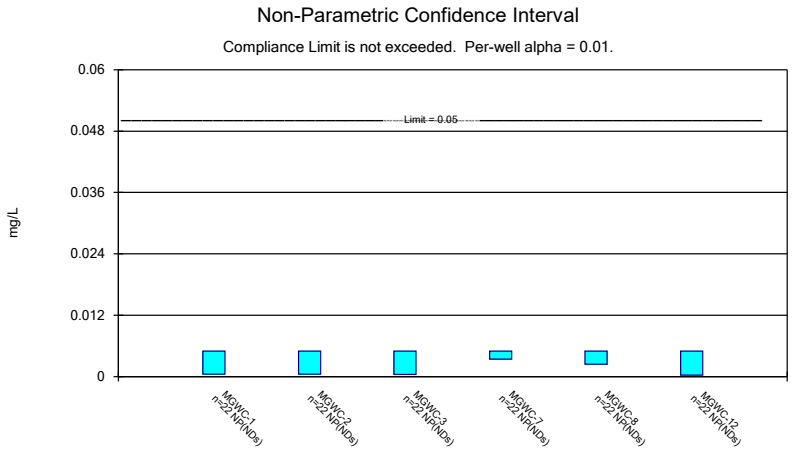

Constituent: Selenium Analysis Run 9/26/2025 12:17 PM View: Confidence Intervals
Plant McIntosh Client: Southern Company Data: McIntosh AP-1

Sanitas™ v.10.0.27g Software licensed to Groundwater Stats Consulting. UG

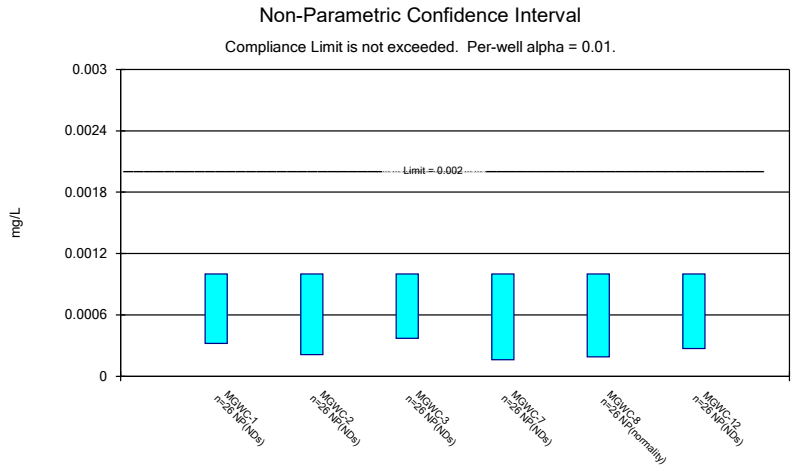

Constituent: Thallium Analysis Run 9/26/2025 12:17 PM View: Confidence Intervals
Plant McIntosh Client: Southern Company Data: McIntosh AP-1

Confidence Interval

Constituent: Antimony (mg/L) Analysis Run 9/26/2025 12:18 PM View: Confidence Intervals
Plant McIntosh Client: Southern Company Data: McIntosh AP-1

	MGWC-1	MGWC-3	MGWC-7	MGWC-12
5/5/2016			0.00197 (J)	
5/6/2016	<0.005	<0.005		
6/21/2016	<0.005	0.0003 (J)	<0.005	0.0004 (J)
8/15/2016			<0.005	
8/16/2016	<0.005	<0.005		<0.005
9/28/2016	<0.005		<0.005	
9/29/2016		<0.005		<0.005
11/16/2016	<0.005	<0.005	<0.005	<0.005
1/17/2017		<0.005	<0.005	
1/18/2017				<0.005
1/19/2017	<0.005			
3/2/2017	<0.005	<0.005	<0.005	<0.005
4/18/2017	<0.005	<0.005	<0.005	
4/25/2017				<0.005
7/13/2017				<0.005
3/29/2018	<0.005		<0.005	<0.005
3/30/2018		<0.005		
1/29/2019	<0.005	<0.005	<0.005	<0.005
1/28/2020			<0.005	<0.005
1/29/2020	<0.005	<0.005		
3/10/2020	<0.005	<0.005	<0.005	<0.005
9/16/2020				<0.005
9/17/2020	<0.005	<0.005	<0.005	
1/26/2021	0.00038 (J)	0.00044 (J)	<0.005	<0.005
3/24/2021	<0.005	<0.005	<0.005	<0.005
8/24/2021		<0.005		
8/25/2021	<0.005		<0.005	<0.005
2/22/2022	<0.005			<0.005
2/23/2022		<0.005	<0.005	
8/2/2022				0.0015 (J)
8/3/2022	<0.005	<0.005	<0.005	
2/7/2023		<0.005		<0.005
2/8/2023	<0.005		0.00051 (J)	
8/1/2023	<0.005	<0.005		
8/2/2023			<0.005	<0.005
2/6/2024	<0.005		<0.005	
2/7/2024		<0.005		<0.005
8/13/2024	<0.005			
8/14/2024		<0.005	<0.005	<0.005
2/4/2025	<0.005	<0.005	<0.005	<0.005
8/5/2025	<0.005			
8/6/2025		<0.005	<0.005	<0.005
Mean	0.004807	0.004614	0.004687	0.004662
Std. Dev.	0.0009431	0.001307	0.001083	0.001155
Upper Lim.	0.005	0.005	0.005	0.005
Lower Lim.	0.00038	0.00044	0.00197	0.0015

ND substitution: RL or RL/2 if <15% NDs.

Confidence Interval

Constituent: Arsenic (mg/L) Analysis Run 9/26/2025 12:18 PM View: Confidence Intervals

Plant McIntosh Client: Southern Company Data: McIntosh AP-1

	MGWC-1	MGWC-2	MGWC-3	MGWC-7	MGWC-8	MGWC-12
5/5/2016				0.00143 (J)	<0.005	
5/6/2016	0.00299 (J)	<0.005	0.00154 (J)			
6/21/2016	0.0047 (J)	<0.005	0.0016 (J)	0.0009 (J)	<0.005	0.0015 (J)
8/15/2016				0.0012 (J)	<0.005	
8/16/2016	0.003	<0.005	0.0017			0.00082 (J)
9/28/2016	0.0036			0.00084 (J)	<0.005	
9/29/2016		<0.005	0.0013			0.0019
11/16/2016	0.003	0.00068 (J)	0.0014	<0.005	<0.005	0.0017
1/17/2017			0.00056 (J)	<0.005	<0.005	
1/18/2017		<0.005				0.00096 (J)
1/19/2017	0.0024					
3/2/2017	0.0027	0.00065 (J)	0.0018	0.0009 (J)	<0.005	0.00082 (J)
4/18/2017	0.0024		0.0018	0.0005 (J)	0.00059 (J)	
4/19/2017		<0.005				
4/25/2017						<0.005
7/13/2017						0.00047 (J)
3/29/2018	0.0023			0.00066 (J)		0.00053 (J)
3/30/2018		<0.005	0.0017		<0.005	
6/12/2018						0.00063 (J)
6/13/2018	0.0021	<0.005	0.0015	<0.005	<0.005	
10/10/2018	0.0024	<0.005	0.0016	<0.005	<0.005	0.00098 (J)
1/29/2019	0.00255	<0.005	0.00143	<0.005	<0.005	<0.005
3/26/2019	0.002	<0.005	0.0012 (J)	<0.005	<0.005	0.00079 (J)
9/10/2019	0.0018	0.00036 (J)	0.0017	0.00074 (J)	0.00056 (J)	0.0011
1/28/2020				0.00046 (J)		0.00051 (J)
1/29/2020	0.0021	0.0004 (J)	0.0017		0.00047 (J)	
3/10/2020	0.0019	<0.005	<0.005	<0.005	<0.005	<0.005
9/16/2020		<0.005				<0.005
9/17/2020	0.002		0.0015	0.00045 (J)	<0.005	
1/26/2021	0.0033	<0.005	0.0018	<0.005	<0.005	<0.005
3/24/2021	0.0024	<0.005	0.0018	0.00046 (J)	0.00099 (J)	<0.005
8/24/2021		<0.005	0.0014			
8/25/2021	0.00092 (J)			0.00055 (J)	<0.005	<0.005
2/22/2022	0.0014					0.00089 (J)
2/23/2022		<0.005	0.0016	0.0004 (J)	0.00044 (J)	
8/2/2022						0.0015
8/3/2022	0.0015		0.0016	0.00052 (J)		
8/4/2022		<0.005			0.00075 (J)	
2/7/2023			0.0018			0.00098 (J)
2/8/2023	0.0016	<0.005		<0.005	0.001	
8/1/2023	0.0012		0.0017		0.00098 (J)	
8/2/2023		<0.005		<0.005		<0.005
2/6/2024	0.0023			0.0012		
2/7/2024		<0.005	0.0021		0.0017	0.0012
8/13/2024	0.0018					
8/14/2024		<0.005	0.0022	<0.005	0.0019	<0.005
2/4/2025	0.0014		0.0021	0.001	0.0014	0.0011
2/5/2025		<0.005				
8/5/2025	<0.005					
8/6/2025		<0.005	0.0015 (J)	<0.005	<0.005	<0.005
Mean	0.002295	0.00436	0.001647	0.002579	0.003421	0.002442
Std. Dev.	0.0007933	0.001597	0.0003512	0.002148	0.002022	0.001969

ND substitution: RL or RL/2 if <15% NDs.

Confidence Interval

Constituent: Arsenic (mg/L) Analysis Run 9/26/2025 12:18 PM View: Confidence Intervals
Plant McIntosh Client: Southern Company Data: McIntosh AP-1

	MGWC-1	MGWC-2	MGWC-3	MGWC-7	MGWC-8	MGWC-12
Upper Lim.	0.002666	0.005	0.001812	0.005	0.005	0.005
Lower Lim.	0.001924	0.00068	0.001483	0.00066	0.001	0.00089

Confidence Interval

Constituent: Barium (mg/L) Analysis Run 9/26/2025 12:18 PM View: Confidence Intervals

Plant McIntosh Client: Southern Company Data: McIntosh AP-1

	MGWC-1	MGWC-2	MGWC-3	MGWC-7	MGWC-8	MGWC-12
5/5/2016				0.039	0.0364	
5/6/2016	0.11	0.0605	0.151			
6/21/2016	0.165	0.0613	0.174	0.0152	0.0386	0.0439
8/15/2016				0.015	0.03	
8/16/2016	0.094	0.052	0.13			0.041
9/28/2016	0.1			0.014	0.034	
9/29/2016		0.053	0.14			0.052
11/16/2016	0.096	0.056	0.14	0.013	0.034	0.044
1/17/2017			0.16	0.014	0.038	
1/18/2017		0.06				0.056
1/19/2017	0.12					
3/2/2017	0.097	0.056	0.15	0.013	0.037	0.04
4/18/2017	0.092		0.14	0.011	0.04	
4/19/2017		0.051				
4/25/2017						0.042
7/13/2017						0.043
3/29/2018	0.095			0.01		0.061
3/30/2018		0.049	0.13		0.041	
6/12/2018						0.063
6/13/2018	0.096	0.05	0.14	0.0098	0.038	
10/10/2018	0.095	0.046	0.13	0.011	0.035	0.071
1/29/2019	0.107	0.0496	0.138	0.00873	0.0344	0.06
3/26/2019	0.096	0.048	0.13	0.0086	0.032	0.06
9/10/2019	0.11	0.053	0.15	0.012	0.035	0.073
1/28/2020				0.012		0.069
1/29/2020	0.11	0.051	0.15		0.033	
3/10/2020	0.13	0.049	0.15	0.013	0.036	0.056
9/16/2020		0.048				0.1
9/17/2020	0.11		0.16	0.0091 (J)	0.028	
1/26/2021	0.14	0.049	0.16	0.007 (J)	0.028	0.06
3/24/2021	0.1	0.049	0.16	0.011	0.054	0.056
8/24/2021		0.047	0.16			
8/25/2021	0.11			0.013	0.031	0.051
2/22/2022	0.11					0.067
2/23/2022		0.046	0.17	0.014	0.036	
8/2/2022						0.057
8/3/2022	0.11		0.15	0.018		
8/4/2022		0.042			0.043	
2/7/2023			0.16			0.06
2/8/2023	0.1	0.044		0.02	0.052	
8/1/2023	0.1		0.16		0.056	
8/2/2023		0.04		0.015		0.055
2/6/2024	0.12			0.024		
2/7/2024		0.047	0.18		0.061	0.055
8/13/2024	0.11					
8/14/2024		0.045	0.15	0.019	0.064	0.048
2/4/2025	0.12		0.15	0.019	0.065	0.061
2/5/2025		0.057				
8/5/2025	0.11					
8/6/2025		0.044	0.13	0.016	0.057	0.075
Mean	0.109	0.05012	0.1498	0.01444	0.04098	0.05785
Std. Dev.	0.01586	0.005463	0.01377	0.006181	0.01107	0.01278

Confidence Interval

Constituent: Barium (mg/L) Analysis Run 9/26/2025 12:18 PM View: Confidence Intervals

Plant McIntosh Client: Southern Company Data: McIntosh AP-1

	MGWC-1	MGWC-2	MGWC-3	MGWC-7	MGWC-8	MGWC-12
Upper Lim.	0.12	0.05267	0.1562	0.01633	0.043	0.06383
Lower Lim.	0.097	0.04757	0.1433	0.01155	0.034	0.05188

Confidence Interval

Constituent: Beryllium (mg/L) Analysis Run 9/26/2025 12:18 PM View: Confidence Intervals
Plant McIntosh Client: Southern Company Data: McIntosh AP-1

	MGWC-1	MGWC-3	MGWC-8
5/5/2016			<0.001
5/6/2016	<0.001	<0.001	
6/21/2016	<0.001	<0.001	0.0004 (J)
8/15/2016			0.00053 (J)
8/16/2016	<0.001	<0.001	
9/28/2016	<0.001		0.00049 (J)
9/29/2016		<0.001	
11/16/2016	<0.001	<0.001	0.0004 (J)
1/17/2017		<0.001	0.00084 (J)
1/19/2017	<0.001		
3/2/2017	<0.001	<0.001	0.00068 (J)
4/18/2017	<0.001	<0.001	0.00067 (J)
3/29/2018	<0.001		
3/30/2018		<0.001	0.0015 (J)
6/13/2018	<0.001	<0.001	0.0012 (J)
10/10/2018	<0.001	<0.001	0.0016 (J)
1/29/2019	<0.001	<0.001	<0.001
1/29/2020	0.00018 (J)	0.00031 (J)	0.0019
3/10/2020	<0.001	<0.001	0.0013 (J)
9/17/2020	<0.001	<0.001	0.0019 (J)
1/26/2021	<0.001	<0.001	0.0018 (J)
3/24/2021	<0.001	<0.001	<0.001
8/24/2021		<0.001	
8/25/2021	<0.001		0.0015 (J)
2/22/2022	<0.001		
2/23/2022		<0.001	0.0014 (J)
8/3/2022	<0.001	<0.001	
8/4/2022			0.00064 (J)
2/7/2023		<0.001	
2/8/2023	<0.001		0.0002 (J)
8/1/2023	<0.001	<0.001	0.00025 (J)
2/6/2024	<0.001		
2/7/2024		<0.001	<0.001
8/13/2024	<0.001		
8/14/2024		<0.001	<0.001
2/4/2025	<0.001	<0.001	<0.001
8/5/2025	<0.001		
8/6/2025		<0.001	<0.001
Mean	0.0009685	0.0009735	0.001008
Std. Dev.	0.0001608	0.0001353	0.0004971
Upper Lim.	0.001	0.001	0.001146
Lower Lim.	0.00018	0.00031	0.0006154

ND substitution: RL or RL/2 if <15% NDs.

Confidence Interval

Constituent: Cadmium (mg/L) Analysis Run 9/26/2025 12:18 PM View: Confidence Intervals

Plant McIntosh Client: Southern Company Data: McIntosh AP-1

	MGWC-1	MGWC-2	MGWC-7	MGWC-8
5/5/2016			<0.0007	0.000784 (J)
5/6/2016	0.000126 (J)	0.00166		
6/21/2016	0.0005 (J)	0.0008 (J)	<0.0007	0.0003 (J)
8/15/2016			<0.0007	<0.0025
8/16/2016	<0.0007	0.0034		
9/28/2016	<0.0007		<0.0007	<0.0025
9/29/2016		0.0027		
11/16/2016	<0.0007	0.0022 (J)	<0.0007	<0.0025
1/17/2017			<0.0007	<0.0025
1/18/2017		0.008		
1/19/2017	<0.0007			
3/2/2017	<0.0007	0.005	<0.0007	<0.0025
4/18/2017	<0.0007		<0.0007	0.00044 (J)
4/19/2017		0.0011 (J)		
3/29/2018	<0.0007		<0.0007	
3/30/2018		0.0016 (J)		0.00058 (J)
6/13/2018	<0.0007	0.0016 (J)	<0.0007	0.00076 (J)
10/10/2018	<0.0007	0.001 (J)	<0.0007	0.00035 (J)
1/29/2019	<0.0007	0.00315	<0.0007	<0.0025
3/26/2019	<0.0007	0.0019 (J)	<0.0007	0.0005 (J)
9/10/2019	0.00017 (J)	0.0011	<0.0007	0.00079 (J)
1/28/2020			<0.0007	
1/29/2020	<0.0007	0.0054		0.0009 (J)
3/10/2020	<0.0007	0.0011 (J)	<0.0007	0.0011 (J)
9/16/2020		0.00053 (J)		
9/17/2020	<0.0007		0.00023 (J)	0.00072 (J)
1/26/2021	0.00024 (J)	0.0011 (J)	<0.0007	0.0016 (J)
3/24/2021	<0.0007	0.0022 (J)	<0.0007	0.001 (J)
8/24/2021		0.00054 (J)		
8/25/2021	<0.0007		<0.0007	0.0046
2/22/2022	<0.0007			
2/23/2022		0.0039	<0.0007	0.0014 (J)
8/3/2022	8.5E-05 (J)		0.00041 (J)	
8/4/2022		0.0002 (J)		0.0037
2/8/2023	0.00012 (J)	0.0021 (J)	<0.0007	0.0018 (J)
8/1/2023	<0.0007			0.002 (J)
8/2/2023		0.00032 (J)	0.00031 (J)	
2/6/2024	<0.0007		<0.0007	
2/7/2024		0.00034 (J)		0.0034
8/13/2024	<0.0007			
8/14/2024		0.00068 (J)	0.00012 (J)	0.0085
2/4/2025	<0.0007		<0.0007	0.0076
2/5/2025		0.00021 (J)		
8/5/2025	<0.0007			
8/6/2025		<0.0007	<0.0007	0.0072
Mean	0.0005943	0.001935	0.0006382	0.002322
Std. Dev.	0.0002164	0.001834	0.0001595	0.002218
Upper Lim.	0.0007	0.002373	0.0007	0.002415
Lower Lim.	0.0005	0.0009567	0.00041	0.0008743

ND substitution: RL or RL/2 if <15% NDs.

Confidence Interval

Constituent: Chromium (mg/L) Analysis Run 9/26/2025 12:18 PM View: Confidence Intervals

Plant McIntosh Client: Southern Company Data: McIntosh AP-1

	MGWC-1	MGWC-2	MGWC-3	MGWC-7	MGWC-8	MGWC-12
5/5/2016				<0.005	<0.005	
5/6/2016	<0.005	<0.005	<0.005			
6/21/2016	<0.005	<0.005	<0.005	<0.005	<0.005	<0.005
8/15/2016				<0.005	<0.005	
8/16/2016	<0.005	<0.005	<0.005			<0.005
9/28/2016	<0.005			<0.005	<0.005	
9/29/2016		<0.005	<0.005			<0.005
11/16/2016	<0.005	<0.005	<0.005	<0.005	<0.005	<0.005
1/17/2017			<0.005	<0.005	<0.005	
1/18/2017		<0.005				<0.005
1/19/2017	<0.005					
3/2/2017	0.0036	0.0033	0.003	0.0034	0.0031	0.0032
4/18/2017	<0.005		<0.005	<0.005	<0.005	
4/19/2017		<0.005				
4/25/2017						<0.005
7/13/2017						<0.005
3/29/2018	<0.005			<0.005		<0.005
3/30/2018		<0.005	<0.005		<0.005	
6/12/2018						<0.005
6/13/2018	<0.005	<0.005	<0.005	<0.005	<0.005	
10/10/2018	<0.005	<0.005	<0.005	<0.005	<0.005	<0.005
1/29/2019	<0.005	<0.005	<0.005	<0.005	<0.005	<0.005
1/28/2020				0.0015 (J)		<0.005
1/29/2020	<0.005	<0.005	<0.005		<0.005	
3/10/2020	<0.005	<0.005	<0.005	<0.005	<0.005	<0.005
9/16/2020		<0.005				0.029
9/17/2020	<0.005		<0.005	<0.005	<0.005	
1/26/2021	0.0023	<0.005	<0.005	<0.005	<0.005	<0.005
3/24/2021	<0.005	<0.005	<0.005	<0.005	<0.005	<0.005
8/24/2021		<0.005	<0.005			
8/25/2021	<0.005			<0.005	<0.005	<0.005
2/22/2022	<0.005					<0.005
2/23/2022		<0.005	<0.005	<0.005	<0.005	
8/2/2022						<0.005
8/3/2022	<0.005		<0.005	<0.005		
8/4/2022		<0.005			<0.005	
2/7/2023			<0.005			0.0012 (J)
2/8/2023	0.0014 (J)	<0.005		0.0013 (J)	0.0013 (J)	
8/1/2023	<0.005		<0.005		<0.005	
8/2/2023		<0.005		<0.005		<0.005
2/6/2024	<0.005			<0.005		
2/7/2024		<0.005	<0.005		<0.005	<0.005
8/13/2024	<0.005					
8/14/2024		<0.005	<0.005	<0.005	<0.005	<0.005
2/4/2025	0.0015 (J)		<0.005	<0.005	<0.005	<0.005
2/5/2025		0.0027				
8/5/2025	<0.005					
8/6/2025		<0.005	<0.005	<0.005	<0.005	<0.005
Mean	0.004569	0.004846	0.004923	0.004662	0.004785	0.005708
Std. Dev.	0.001089	0.0005501	0.0003922	0.00101	0.0008023	0.004819
Upper Lim.	0.005	0.005	0.005	0.005	0.005	0.005
Lower Lim.	0.0036	0.0033	0.003	0.0034	0.0031	0.0032

ND substitution: RL or RL/2 if <15% NDs.

Confidence Interval

Constituent: Cobalt (mg/L) Analysis Run 9/26/2025 12:18 PM View: Confidence Intervals

Plant McIntosh Client: Southern Company Data: McIntosh AP-1

	MGWC-1	MGWC-2	MGWC-3	MGWC-7	MGWC-8	MGWC-12	MGWC-20
5/5/2016				0.0036 (J)	0.00359 (J)		
5/6/2016	<0.005	0.00311 (J)	<0.0025				
6/21/2016	0.0012 (J)	0.0031 (J)	0.0006 (J)	0.0097 (J)	0.0033 (J)	<0.005	
8/15/2016				0.0098	0.0038		
8/16/2016	0.00047 (J)	0.0034	0.00064 (J)			<0.005	
9/28/2016	0.00058 (J)			0.0095	0.0043		
9/29/2016		0.0032	0.00054 (J)			<0.005	
11/16/2016	<0.005	0.0032	0.00041 (J)	0.0094	0.004	<0.005	
1/17/2017			0.00051 (J)	0.0099	0.0051		
1/18/2017		0.0032				<0.005	
1/19/2017	0.0004 (J)						
3/2/2017	<0.005	0.0042	0.00064 (J)	0.013	0.0064	<0.005	
4/18/2017	<0.005		0.00057 (J)	0.0086	0.005		
4/19/2017		0.0035					
4/25/2017						<0.005	
7/13/2017						<0.005	
3/29/2018	<0.005			0.0088		<0.005	
3/30/2018		0.0037	0.00068 (J)		0.015		
6/12/2018						<0.005	
6/13/2018	<0.005	0.0035	0.00048 (J)	0.0093	0.014		
10/10/2018	<0.005	0.0034	0.00063 (J)	0.0125 (D)	0.018	<0.005	
12/5/2018				0.012	0.02	<0.005	
12/6/2018	<0.005	0.0031	0.00058 (J)				<0.005
1/29/2019	<0.005	0.00293	<0.0025	0.0103	0.0159	<0.005	
3/26/2019	<0.005	0.003	<0.0025	0.009	0.02	<0.005	
9/10/2019	0.00032 (J)	0.0027	0.00065	0.011	0.019	0.00016 (J)	
1/28/2020				0.008		<0.005	
1/29/2020	0.00027 (J)	0.003	0.00067		0.025		
3/10/2020	<0.005	0.0024 (J)	0.0005 (J)	0.0081	0.017	<0.005	
9/16/2020		0.002 (J)				0.0015 (J)	
9/17/2020	0.0002 (J)		0.00053 (J)	0.0098	0.024		
1/26/2021	0.00031 (J)	0.0021 (J)	0.0013 (J)	0.009	0.021	<0.005	
3/24/2021	<0.005	0.0019 (J)	0.00053 (J)	0.0063	0.002 (J)	<0.005	
8/24/2021		0.0018 (J)	0.00034 (J)				
8/25/2021	0.00018 (J)			0.0032	0.021	<0.005	
2/22/2022	<0.005					<0.005	
2/23/2022		0.0016 (J)	0.0012 (J)	0.007	0.015		0.00055 (J)
8/2/2022						<0.005	
8/3/2022	<0.005		0.00051 (J)	0.0044			
8/4/2022		0.0013 (J)			0.0092		0.00025 (J)
2/7/2023			0.0025			<0.005	
2/8/2023	<0.005	0.0012 (J)		0.0044	0.0019 (J)		
8/1/2023	<0.005		0.00054 (J)		0.0015 (J)		
8/2/2023		0.0011 (J)		0.0031		<0.005	
2/6/2024	0.00024 (J)			0.0037			
2/7/2024		0.00099 (J)	0.00065 (J)		0.0005 (J)	<0.005	
8/13/2024	<0.005						
8/14/2024		0.0008 (J)	0.00038 (J)	0.0013 (J)	0.00056 (J)	<0.005	
2/4/2025	<0.005		0.00043 (J)	0.0029	0.00042 (J)	<0.005	0.00056 (J)
2/5/2025		0.00085 (J)					
8/5/2025	<0.005						<0.005
8/6/2025		0.00045 (J)	0.00047 (J)	0.00068 (J)	<0.005	<0.005	

ND substitution: RL or RL/2 if <15% NDs.

Confidence Interval

Constituent: Cobalt (mg/L) Analysis Run 9/26/2025 12:18 PM View: Confidence Intervals

Plant McIntosh Client: Southern Company Data: McIntosh AP-1

	MGWC-1	MGWC-2	MGWC-3	MGWC-7	MGWC-8	MGWC-12	MGWC-20
Mean	0.00342	0.002439	0.0007321	0.003435	0.01031	0.004712	0.002272
Std. Dev.	0.002224	0.001042	0.0004432	0.001971	0.008323	0.00109	0.002493
Upper Lim.	0.005	0.002916	0.00067	0.005524	0.01255	0.005	0.0007988
Lower Lim.	0.00047	0.001962	0.00051	0.001346	0.004975	0.0015	0.0002266

Confidence Interval

Constituent: Combined Radium 226 + 228 (pCi/L) Analysis Run 9/26/2025 12:18 PM View: Confidence Intervals

Plant McIntosh Client: Southern Company Data: McIntosh AP-1

	MGWC-1	MGWC-2	MGWC-3	MGWC-7	MGWC-8	MGWC-12
5/5/2016				0.75	1.21	
5/6/2016	1.07	0.633	1.41			
6/21/2016	2.01	1.19	1.71	1.01	0.895	0.292
8/15/2016				1.3	1.64	
8/16/2016	1.12	0.516	1.75			0.232 (U)
9/28/2016	1.09			1.06	2.17	
9/29/2016		0.665	1.43			1.11
11/16/2016	1.58	0.694	1.9	0.855	1.49	0.798
1/17/2017			1.9	1.59	1.75	
1/18/2017		0.688				0.302 (U)
1/19/2017	1.64					
3/2/2017	1.08	0.484	1.37	1.4	1.03	0.437
4/18/2017	1.23		1.42	0.684	1.83	
4/19/2017		0.599				
4/25/2017						0.391
7/13/2017						0.47
3/29/2018	1.21			0.822		0.736
3/30/2018		0.677	1.43		2.15	
6/12/2018						0.438
6/13/2018	1.09	0.272 (U)	1.27	0.716	1.51	
10/10/2018	1.95	0.336	1.54	1.51	2.72	0.371
1/29/2019	1.11	0.719	1.34	1.7	1.93	0.639
3/26/2019	1	0.41 (U)	1.25	0.784	1.79	0.607
9/10/2019	1.26	0.548	1.6	0.958	1.78	0.939
1/28/2020				1.38		0.465
1/29/2020	1.39	0.0985 (U)	1.44		1.61	
3/10/2020	1.4	0.589	1.32	0.903	1.95	0.34 (U)
9/16/2020		1.11				1.09
9/17/2020	1.79		0.666 (U)	1.28	1.56	
12/8/2020	1.87		1.65			
1/26/2021	2.37	0.234 (U)	1.78	0.607	1.87	0.364 (U)
3/24/2021	1.81	0.625	1.58	1.2	0.636	0.434 (U)
8/24/2021		0.313 (U)	1.65			
8/25/2021	2.12			0.767	2.13	0.563
2/22/2022	1.85					0.888
2/23/2022		0.598	1.47	1.42	2.62	
8/2/2022						1.08
8/3/2022	2.2		2.56	1.11		
8/4/2022		0.632			1.24	
2/7/2023			2.14			0.849
2/8/2023	1.77	0.799		1.88	1.11	
8/1/2023	1.61		2.07		0.872	
8/2/2023		1.09		1.46		0.432 (U)
2/6/2024	1.99			1.52		
2/7/2024		1.1	1.8		0.929	0.706
8/13/2024	2.14					
8/14/2024		-0.123 (U)	1.14	1.08	0.642 (U)	0.231 (U)
2/4/2025	2.5		1.63	1.46	1.46	-0.0104 (U)
2/5/2025		0.328 (U)				
8/5/2025	3.03					
8/6/2025		0.583	1.7	1.29	1.53	0.991
Mean	1.665	0.586	1.583	1.161	1.573	0.578

Confidence Interval

Constituent: Combined Radium 226 + 228 (pCi/L) Analysis Run 9/26/2025 12:18 PM View: Confidence Intervals

Plant McIntosh Client: Southern Company Data: McIntosh AP-1

	MGWC-1	MGWC-2	MGWC-3	MGWC-7	MGWC-8	MGWC-12
Std. Dev.	0.5116	0.3029	0.3493	0.3444	0.5392	0.2977
Upper Lim.	1.899	0.7275	1.743	1.321	1.825	0.7171
Lower Lim.	1.43	0.4444	1.423	0.9996	1.321	0.4389

Confidence Interval

Constituent: Fluoride (mg/L) Analysis Run 9/26/2025 12:18 PM View: Confidence Intervals
Plant McIntosh Client: Southern Company Data: McIntosh AP-1

	MGWC-1	MGWC-2	MGWC-3	MGWC-7	MGWC-8	MGWC-12
5/5/2016				0.394	0.103 (J)	
5/6/2016	0.28 (J)	0.088 (J)	0.086 (J)			
6/21/2016	0.36	0.19 (J)	0.23 (J)	0.49	0.1 (J)	0.14 (J)
8/15/2016				0.44	0.11 (J)	
8/16/2016	0.27	0.087 (J)	<0.5			0.29
9/28/2016	0.26			0.4	0.1 (J)	
9/29/2016		<1	0.082 (J)			0.26
11/16/2016	0.24	<1	0.087 (J)	0.36	0.091 (J)	0.25
1/17/2017			0.086 (J)	0.2	<1	
1/18/2017		<1				0.26
1/19/2017	0.22					
3/2/2017	0.27	0.15 (J)	0.15 (J)	0.36	0.16 (J)	0.28
4/18/2017	0.2		<0.5	0.29	<1	
4/19/2017		<1				
4/25/2017						0.25
7/13/2017						0.21
10/10/2017	0.18 (J)	<1	<0.5	0.28	<1	0.22
3/29/2018	0.16 (J)			0.23		0.23
3/30/2018		<1	<0.5		0.088 (J)	
6/12/2018						0.23
6/13/2018	0.14 (J)	<1	<0.5	0.2	0.15 (J)	
10/10/2018	0.17 (J)	0.085 (J)	<0.5	0.23	0.11 (J)	0.25
3/26/2019	0.16 (J)	0.076 (J)	0.072 (J)	0.19 (J)	0.088 (J)	0.22
9/10/2019	0.098 (J)	0.07 (J)	0.073 (J)	0.15	0.083 (J)	0.2
3/10/2020	0.086 (J)	0.05 (J)	0.058 (J)	0.18	0.084 (J)	0.15
9/16/2020		0.076 (J)				0.26
9/17/2020	0.15		0.083 (J)	0.25	0.11	
1/26/2021	0.15	0.068 (J)	0.083 (J)	0.28	0.14	0.23
3/24/2021	0.27	0.11	0.092 (J)	0.35	0.11	0.27
8/24/2021		0.095 (J)	0.11			
8/25/2021	0.097 (J)			0.15	0.038 (J)	0.19
2/22/2022	0.047 (J)					0.093 (J)
2/23/2022		0.075 (J)	0.086 (J)	0.22	0.05 (J)	
8/2/2022						0.074 (J)
8/3/2022	0.12		0.079 (J)	0.2		
8/4/2022		0.072 (J)			0.087 (J)	
2/7/2023			0.076 (J)			0.25
2/8/2023	0.11	0.074 (J)		0.14	0.084 (J)	
8/1/2023	0.15		0.1		0.11	
8/2/2023		0.087 (J)		0.2		0.25
2/6/2024	0.12			0.17		
2/7/2024		0.081 (J)	0.089 (J)		0.063 (J)	0.29
8/13/2024	<0.5					
8/14/2024		<1	<0.5	<1	<1	0.12
2/4/2025	<0.5		<0.5	<1	<1	0.043 (J)
2/5/2025		<1				
8/5/2025	0.19 (J)					
8/6/2025		0.19 (J)	0.17 (J)	0.2	0.15 (J)	0.26
Mean	0.1851	0.3972	0.2182	0.2798	0.267	0.2137
Std. Dev.	0.07476	0.4356	0.1894	0.1138	0.3572	0.06723
Upper Lim.	0.2208	1	0.23	0.3234	0.15	0.2479
Lower Lim.	0.1494	0.076	0.083	0.2202	0.087	0.1964

ND substitution: RL or RL/2 if <15% NDs.

Confidence Interval

Constituent: Lead (mg/L) Analysis Run 9/26/2025 12:18 PM View: Confidence Intervals

Plant McIntosh Client: Southern Company Data: McIntosh AP-1

	MGWC-1	MGWC-2	MGWC-3	MGWC-7	MGWC-8	MGWC-12
5/5/2016				<0.001	<0.001	
5/6/2016	<0.001	<0.001	<0.001			
6/21/2016	<0.001	<0.001	<0.001	0.0003 (J)	<0.001	0.0001 (J)
8/15/2016				<0.001	<0.001	
8/16/2016	<0.001	<0.001	<0.001			<0.001
9/28/2016	<0.001			<0.001	<0.001	
9/29/2016		<0.001	<0.001			<0.001
11/16/2016	<0.001	<0.001	<0.001	<0.001	<0.001	<0.001
1/17/2017			<0.001	<0.001	<0.001	
1/18/2017		<0.001				<0.001
1/19/2017	<0.001					
3/2/2017	<0.001	<0.001	<0.001	<0.001	<0.001	<0.001
4/18/2017	<0.001		<0.001	<0.001	<0.001	
4/19/2017		<0.001				
4/25/2017						<0.001
7/13/2017						<0.001
3/29/2018	<0.001			<0.001		<0.001
3/30/2018		<0.001	<0.001		<0.001	
1/29/2019	<0.001	<0.001	<0.001	<0.001	<0.001	<0.001
1/28/2020				<0.001		<0.001
1/29/2020	<0.001	<0.001	<0.001		<0.001	
3/10/2020	<0.001	<0.001	<0.001	<0.001	<0.001	<0.001
9/16/2020		<0.001				<0.001
9/17/2020	<0.001		<0.001	<0.001	<0.001	
1/26/2021	0.00058 (J)	0.00014 (J)	0.00017 (J)	<0.001	0.00019 (J)	<0.001
3/24/2021	<0.001	<0.001	<0.001	<0.001	<0.001	<0.001
8/24/2021		<0.001	<0.001			
8/25/2021	<0.001			0.00019 (J)	0.00022 (J)	<0.001
2/22/2022	<0.001					<0.001
2/23/2022		<0.001	<0.001	<0.001	<0.001	
8/2/2022						<0.001
8/3/2022	<0.001		<0.001	0.00021 (J)		
8/4/2022		<0.001			<0.001	
2/7/2023			<0.001			<0.001
2/8/2023	<0.001	<0.001		<0.001	<0.001	
8/1/2023	<0.001		<0.001		<0.001	
8/2/2023		<0.001		<0.001		<0.001
2/6/2024	<0.001			<0.001		
2/7/2024		0.00027 (J)	<0.001		<0.001	<0.001
8/13/2024	<0.001					
8/14/2024		<0.001	<0.001	<0.001	<0.001	<0.001
2/4/2025	<0.001		0.00034 (J)	<0.001	<0.001	<0.001
2/5/2025		<0.001				
8/5/2025	<0.001					
8/6/2025		<0.001	<0.001	<0.001	<0.001	<0.001
Mean	0.0009825	0.0009338	0.0009379	0.0009042	0.0009338	0.0009625
Std. Dev.	8.573E-05	0.0002253	0.0002118	0.0002596	0.0002245	0.0001837
Upper Lim.	0.001	0.001	0.001	0.001	0.001	0.001
Lower Lim.	0.00058	0.00027	0.00034	0.0003	0.00022	0.0001

ND substitution: RL or RL/2 if <15% NDs.

Confidence Interval

Constituent: Lithium (mg/L) Analysis Run 9/26/2025 12:18 PM View: Confidence Intervals

Plant McIntosh Client: Southern Company Data: McIntosh AP-1

	MGWC-1	MGWC-2	MGWC-3	MGWC-7	MGWC-8	MGWC-12	MGWC-19	MGWC-20
5/5/2016				0.0586	0.0252 (J)			
5/6/2016	0.0128 (J)	<0.05	0.0113 (J)					
6/21/2016	0.0102 (J)	0.0047 (J)	0.0103 (J)	0.122	0.0228 (J)	0.0112 (J)		
8/15/2016				0.12	0.026			
8/16/2016	0.012	0.0043 (J)	0.01			0.014		
9/28/2016	0.012			0.12	0.026			
9/29/2016		0.0048 (J)	0.01			0.017		
11/16/2016	0.013	0.0058	0.014	0.13	0.031	0.016		
1/17/2017			0.014	0.14	0.032			
1/18/2017		0.0051				0.015		
1/19/2017	0.011							
3/2/2017	0.013	0.0061	0.013	0.13	0.031	0.015		
4/18/2017	0.0097		0.01	0.11	0.023			
4/19/2017		0.0042 (J)						
4/25/2017						0.013		
7/13/2017						0.014		
3/29/2018	0.017			0.17		0.032		
3/30/2018		0.008	0.017		0.058			
6/12/2018						0.019		
6/13/2018	0.0094	0.0054	0.011	0.12	0.035			
10/10/2018	0.011	0.0055	0.013	0.13	0.046	0.027		
12/5/2018				0.14	0.043	0.026	0.0029 (J)	
12/6/2018	0.01	0.0066	0.015					0.0053
1/29/2019	0.0109	0.00537	0.0106	0.112	0.0361	0.0172		
3/26/2019	0.01	0.0051	0.012	0.12	0.043	0.02		
9/10/2019	0.012	0.0074	0.015	0.11	0.042	0.023		
1/28/2020				0.13		0.022		
1/29/2020	0.0096	0.0059	0.012		0.037			
3/10/2020	<0.025	0.0068	0.014	0.11	0.028	0.018		
9/16/2020		0.0055				0.025		
9/17/2020	0.0086		0.012	0.11	0.039			
1/26/2021	0.011	0.0066	0.014	0.12	0.032	0.021		
3/24/2021	0.013	0.0066	0.013	0.13	0.011	0.018		
8/24/2021		0.0062	0.012					
8/25/2021	0.0096			0.12	0.037	0.017		
2/22/2022	0.01					0.022		
2/23/2022		0.0066	0.013	0.13	0.028			0.0066
8/2/2022						0.026		
8/3/2022	0.01		0.013	0.13				
8/4/2022		0.0063			0.021			0.011
2/7/2023			0.014			0.024		
2/8/2023	0.01	0.0065		0.14	0.012			
8/1/2023	0.0084		0.011		0.012			
8/2/2023		0.0031 (J)		0.13		0.019		
2/6/2024	0.0084			0.12				
2/7/2024		0.0051	0.0081		0.0076	0.03		
8/13/2024	0.011							
8/14/2024		0.0065	0.012	0.15	0.007	0.022		
12/9/2024							0.0051	0.0029 (J)
2/4/2025	0.016		0.017	0.16	0.012	0.031		0.01
2/5/2025		0.0087					0.0045 (J)	
8/5/2025	0.013 (J)						0.0075 (J)	0.0081 (J)

ND substitution: RL or RL/2 if <15% NDs.

Confidence Interval

Constituent: Lithium (mg/L) Analysis Run 9/26/2025 12:18 PM View: Confidence Intervals

Plant McIntosh Client: Southern Company Data: McIntosh AP-1

	MGWC-1	MGWC-2	MGWC-3	MGWC-7	MGWC-8	MGWC-12	MGWC-19	MGWC-20
8/6/2025		0.0091 (J)	0.014 (J)	0.18	0.014 (J)	0.02		
Mean	0.01121	0.006651	0.0126	0.1273	0.0282	0.0205	0.005	0.007317
Std. Dev.	0.002047	0.003759	0.002081	0.02178	0.01274	0.005484	0.001908	0.003016
Upper Lim.	0.01215	0.0066	0.01355	0.14	0.03403	0.02301	0.009332	0.01146
Lower Lim.	0.01027	0.00537	0.01164	0.12	0.02236	0.01798	0.0006684	0.003174

Confidence Interval

Constituent: Mercury (mg/L) Analysis Run 9/26/2025 12:18 PM View: Confidence Intervals
Plant McIntosh Client: Southern Company Data: McIntosh AP-1

	MGWC-2	MGWC-3	MGWC-7	MGWC-8	MGWC-12
5/5/2016			<0.0002	<0.0002	
5/6/2016	<0.0002	<0.0002			
6/21/2016	<0.0002	<0.0002	<0.0002	<0.0002	<0.0002
8/15/2016			<0.0002	0.00015 (J)	
8/16/2016	7.8E-05 (J)	<0.0002			<0.0002
9/28/2016			<0.0002	<0.0002	
9/29/2016	<0.0002	<0.0002			<0.0002
11/16/2016	0.0001 (J)	7E-05 (J)	8E-05 (J)	0.00021	8.6E-05 (J)
1/17/2017		<0.0002	<0.0002	7.6E-05 (J)	
1/18/2017	<0.0002				<0.0002
3/2/2017	<0.0002	<0.0002	<0.0002	<0.0002	<0.0002
4/18/2017		<0.0002	<0.0002	0.00018 (J)	
4/19/2017	<0.0002				
4/25/2017					<0.0002
7/13/2017					<0.0002
3/29/2018			<0.0002		7.4E-05 (J)
3/30/2018	<0.0002	<0.0002		0.00013 (J)	
6/12/2018					<0.0002
6/13/2018	<0.0002	<0.0002	<0.0002	0.00074	
10/10/2018	<0.0002	<0.0002	<0.0002	0.00013 (J)	<0.0002
1/29/2019	<0.0002	<0.0002	<0.0002	<0.0002	<0.0002
1/28/2020			<0.0002		<0.0002
1/29/2020	<0.0002	<0.0002		0.00012 (J)	
3/10/2020	<0.0002	<0.0002	<0.0002	<0.0002	<0.0002
9/16/2020	<0.0002				<0.0002
9/17/2020		<0.0002	<0.0002	0.00014 (J)	
1/26/2021	<0.0002	<0.0002	<0.0002	0.0025	<0.0002
3/24/2021	<0.0002	<0.0002	<0.0002	<0.0002	<0.0002
8/24/2021	<0.0002	<0.0002			
8/25/2021			<0.0002	0.0041	<0.0002
10/26/2021				<0.0002	
2/22/2022					<0.0002
2/23/2022	<0.0002	<0.0002	<0.0002	0.00028	
8/2/2022					<0.0002
8/3/2022		<0.0002	<0.0002		
8/4/2022	<0.0002			0.00068	
2/7/2023		<0.0002			<0.0002
2/8/2023	<0.0002		<0.0002	0.00026	
8/1/2023		<0.0002		0.00014 (J)	
8/2/2023	<0.0002		<0.0002		<0.0002
2/6/2024			<0.0002		
2/7/2024	<0.0002	<0.0002		0.00052	<0.0002
8/14/2024	<0.0002	<0.0002	<0.0002	0.00051	<0.0002
2/4/2025		<0.0002	<0.0002	0.00084	<0.0002
2/5/2025	<0.0002				
8/6/2025	<0.0002	<0.0002	<0.0002	0.00029	<0.0002
Mean	0.0001915	0.000195	0.0001954	0.0005036	0.0001908
Std. Dev.	3.032E-05	2.55E-05	2.353E-05	0.0008594	3.265E-05
Upper Lim.	0.0002	0.0002	0.0002	0.00051	0.0002
Lower Lim.	0.0001	7E-05	8E-05	0.00015	8.6E-05

ND substitution: RL or RL/2 if <15% NDs.

Confidence Interval

Constituent: Molybdenum (mg/L) Analysis Run 9/26/2025 12:18 PM View: Confidence Intervals

Plant McIntosh Client: Southern Company Data: McIntosh AP-1

	MGWC-1	MGWC-7	MGWC-8	MGWC-12
5/5/2016		0.00351 (J)	<0.005	
5/6/2016	0.0021 (J)			
6/21/2016	0.002 (J)	<0.005	<0.005	0.002 (J)
8/15/2016		<0.005	<0.005	
8/16/2016	0.0019 (J)			0.0012 (J)
9/28/2016	0.0018 (J)	<0.005	<0.005	
9/29/2016				0.0014 (J)
11/16/2016	<0.005	<0.005	<0.005	<0.005
1/17/2017		<0.005	<0.005	
1/18/2017				<0.005
1/19/2017	0.0011 (J)			
3/2/2017	0.0012 (J)	<0.005	<0.005	<0.005
4/18/2017	0.0013 (J)	<0.005	0.0037 (J)	
4/25/2017				<0.005
7/13/2017				<0.005
3/29/2018	0.0017 (J)	<0.005		<0.005
3/30/2018			<0.005	
6/12/2018				<0.005
6/13/2018	0.00087 (J)	<0.005	<0.005	
10/10/2018	<0.005	<0.005	<0.005	<0.005
1/29/2019	<0.005	<0.005	<0.005	<0.005
1/28/2020		<0.005		<0.005
1/29/2020	0.0015 (J)		<0.005	
3/10/2020	<0.005	<0.005	<0.005	<0.005
9/16/2020				0.0024 (J)
9/17/2020	0.0012 (J)	<0.005	<0.005	
1/26/2021	0.0016 (J)	<0.005	<0.005	<0.005
3/24/2021	0.0029 (J)	<0.005	<0.005	<0.005
8/25/2021	0.00088 (J)	<0.005	<0.005	<0.005
2/22/2022	0.0014 (J)			0.00064 (J)
2/23/2022		<0.005	<0.005	
8/2/2022				0.00093 (J)
8/3/2022	0.0011 (J)	<0.005		
8/4/2022			<0.005	
2/7/2023				<0.005
2/8/2023	0.0012 (J)	<0.005	<0.005	
8/1/2023	0.0012 (J)		<0.005	
8/2/2023		<0.005		<0.005
2/6/2024	0.00099 (J)	<0.005		
2/7/2024			<0.005	<0.005
8/13/2024	0.0011 (J)			
8/14/2024		<0.005	<0.005	<0.005
2/4/2025	0.0011 (J)	<0.005	<0.005	<0.005
8/5/2025	<0.005			
8/6/2025		<0.005	<0.005	<0.005
Mean	0.002121	0.004943	0.00495	0.004176
Std. Dev.	0.001499	0.0002922	0.000255	0.001563
Upper Lim.	0.0021	0.005	0.005	0.005
Lower Lim.	0.0011	0.00351	0.0037	0.0024

ND substitution: RL or RL/2 if <15% NDs.

Confidence Interval

Constituent: Selenium (mg/L) Analysis Run 9/26/2025 12:18 PM View: Confidence Intervals

Plant McIntosh Client: Southern Company Data: McIntosh AP-1

	MGWC-1	MGWC-2	MGWC-3	MGWC-7	MGWC-8	MGWC-12
5/5/2016				<0.005	<0.005	
5/6/2016	<0.005	<0.005	<0.005			
6/21/2016	<0.005	<0.005	<0.005	<0.005	<0.005	<0.005
8/15/2016				<0.005	0.00033 (J)	
8/16/2016	<0.005	<0.005	<0.005			<0.005
9/28/2016	<0.005			<0.005	0.00038 (J)	
9/29/2016		<0.005	<0.005			<0.005
11/16/2016	<0.005	<0.005	<0.005	<0.005	<0.005	<0.005
1/17/2017			<0.005	<0.005	<0.005	
1/18/2017		<0.005				<0.005
1/19/2017	<0.005					
3/2/2017	<0.005	<0.005	<0.005	<0.005	<0.005	<0.005
4/18/2017	<0.005		<0.005	<0.005	0.0024	
4/19/2017		<0.005				
4/25/2017						<0.005
7/13/2017						<0.005
3/29/2018	0.0005 (J)			0.00026 (J)		0.00027 (J)
3/30/2018		0.00045 (J)	0.00044 (J)		0.00027 (J)	
6/12/2018						<0.005
6/13/2018	<0.005	<0.005	<0.005	<0.005	<0.005	
10/10/2018	0.00036 (J)	<0.005	<0.005	<0.005	0.00039 (J)	<0.005
1/29/2019	<0.005	<0.005	<0.005	<0.005	<0.005	<0.005
1/28/2020				<0.005		<0.005
1/29/2020	<0.005	<0.005	<0.005		<0.005	
1/26/2021	<0.005	<0.005	<0.005	<0.005	<0.005	<0.005
2/22/2022	<0.005					<0.005
2/23/2022		<0.005	<0.005	<0.005	<0.005	
8/2/2022						<0.005
8/3/2022	<0.005		<0.005	<0.005		
8/4/2022		<0.005			<0.005	
2/7/2023			<0.005			<0.005
2/8/2023	<0.005	<0.005		<0.005	<0.005	
8/1/2023	<0.005		<0.005		<0.005	
8/2/2023		<0.005		<0.005		<0.005
2/6/2024	<0.005			<0.005		
2/7/2024		<0.005	<0.005		<0.005	<0.005
8/13/2024	<0.005					
8/14/2024		<0.005	<0.005	<0.005	<0.005	<0.005
2/4/2025	<0.005		<0.005	<0.005	<0.005	<0.005
2/5/2025		<0.005				
8/5/2025	<0.005					
8/6/2025		<0.005	<0.005	0.0034 (J)	<0.005	<0.005
Mean	0.004585	0.004793	0.004793	0.004712	0.004035	0.004785
Std. Dev.	0.001345	0.0009701	0.0009722	0.001051	0.001865	0.001008
Upper Lim.	0.005	0.005	0.005	0.005	0.005	0.005
Lower Lim.	0.0005	0.00045	0.00044	0.0034	0.0024	0.00027

ND substitution: RL or RL/2 if <15% NDs.

Confidence Interval

Constituent: Thallium (mg/L) Analysis Run 9/26/2025 12:18 PM View: Confidence Intervals

Plant McIntosh Client: Southern Company Data: McIntosh AP-1

	MGWC-1	MGWC-2	MGWC-3	MGWC-7	MGWC-8	MGWC-12
5/5/2016				<0.001	<0.001	
5/6/2016	<0.001	<0.001	<0.001			
6/21/2016	9E-05 (J)	<0.001	<0.001	<0.001	0.0001 (J)	<0.001
8/15/2016				<0.001	0.00016 (J)	
8/16/2016	<0.001	<0.001	<0.001			<0.001
9/28/2016	<0.001			<0.001	0.00014 (J)	
9/29/2016		<0.001	<0.001			<0.001
11/16/2016	<0.001	<0.001	<0.001	<0.001	9E-05 (J)	<0.001
1/17/2017			<0.001	<0.001	0.00016 (J)	
1/18/2017		<0.001				<0.001
1/19/2017	<0.001					
3/2/2017	<0.001	<0.001	<0.001	<0.001	0.00018 (J)	<0.001
4/18/2017	9.5E-05 (J)		<0.001	<0.001	0.00019 (J)	
4/19/2017		<0.001				
4/25/2017						<0.001
7/13/2017						<0.001
3/29/2018	0.00014 (J)			<0.001		<0.001
3/30/2018		<0.001	<0.001		0.00027 (J)	
6/12/2018						<0.001
6/13/2018	<0.001	<0.001	<0.001	<0.001	0.00027 (J)	
10/10/2018	<0.001	<0.001	<0.001	<0.001	0.00025 (J)	<0.001
1/29/2019	<0.001	<0.001	<0.001	<0.001	<0.001	<0.001
1/28/2020				<0.001		<0.001
1/29/2020	0.00032 (J)	0.00021 (J)	0.00037 (J)		0.00042 (J)	
3/10/2020	<0.001	<0.001	0.00016 (J)	<0.001	0.00025 (J)	0.00015 (J)
9/16/2020		<0.001				0.00027 (J)
9/17/2020	0.00016 (J)		<0.001	<0.001	0.00031 (J)	
1/26/2021	0.00016 (J)	<0.001	<0.001	0.00016 (J)	0.0003 (J)	<0.001
3/24/2021	<0.001	<0.001	<0.001	<0.001	<0.001	<0.001
8/24/2021		<0.001	<0.001			
8/25/2021	<0.001			<0.001	0.0004 (J)	<0.001
2/22/2022	<0.001					<0.001
2/23/2022		<0.001	<0.001	<0.001	<0.001	
8/2/2022						<0.001
8/3/2022	<0.001		<0.001	<0.001		
8/4/2022		<0.001			<0.001	
2/7/2023			<0.001			<0.001
2/8/2023	<0.001	<0.001		<0.001	<0.001	
8/1/2023	<0.001		<0.001		<0.001	
8/2/2023		<0.001		<0.001		<0.001
2/6/2024	<0.001			<0.001		
2/7/2024		<0.001	<0.001		<0.001	<0.001
8/13/2024	<0.001					
8/14/2024		<0.001	<0.001	<0.001	<0.001	<0.001
2/4/2025	<0.001		<0.001	<0.001	<0.001	<0.001
2/5/2025		<0.001				
8/5/2025	<0.001					
8/6/2025		<0.001	<0.001	<0.001	<0.001	<0.001
Mean	0.0008063	0.0009696	0.0009435	0.0009677	0.0005573	0.0009392
Std. Dev.	0.0003625	0.0001549	0.0002019	0.0001647	0.0003937	0.0002153
Upper Lim.	0.001	0.001	0.001	0.001	0.001	0.001
Lower Lim.	0.00032	0.00021	0.00037	0.00016	0.00019	0.00027

ND substitution: RL or RL/2 if <15% NDs.

FIGURE K.

Appendix IV Trend Tests - Confidence Interval Exceedances - Significant Result

Plant McIntosh Client: Southern Company Data: McIntosh AP-1 Printed 9/24/2025, 10:27 AM

Constituent	Well	Slope	Calc.	Critical	Sig.	N	%NDs	Normality	Xform	Alpha	Method
Lithium (mg/L)	**MGWA-11 (bg)**	**0.001195**	**136**	**106**	**Yes**	**29**	**0**	**n/a**	**n/a**	**0.05**	**NP**

Appendix IV Trend Tests - Confidence Interval Exceedances - All Results

Plant McIntosh Client: Southern Company Data: McIntosh AP-1 Printed 9/24/2025, 10:27 AM

Constituent	Well	Slope	Calc.	Critical	Sig.	N	%NDs	Normality	Xform	Alpha	Method
Lithium (mg/L)	MGWA-5 (bg)	0.0001905	74	106	No	29	3.448	n/a	n/a	0.05	NP
Lithium (mg/L)	MGWA-6 (bg)	0	-24	-106	No	29	82.76	n/a	n/a	0.05	NP
Lithium (mg/L)	MGWA-6A (bg)	0	7	49	No	17	64.71	n/a	n/a	0.05	NP
Lithium (mg/L)	MGWA-10 (bg)	0.00008212	50	106	No	29	3.448	n/a	n/a	0.05	NP
Lithium (mg/L)	**MGWA-11 (bg)**	**0.001195**	**136**	**106**	**Yes**	**29**	**0**	**n/a**	**n/a**	**0.05**	**NP**
Lithium (mg/L)	MGWC-7	0.002296	106	106	No	29	0	n/a	n/a	0.05	NP

Sanitas™ v.10.0.27 Software licensed to Groundwater Stats Consulting. UG
Hollow symbols indicate censored values.

Sen's Slope Estimator

MGWA-5 (bg)

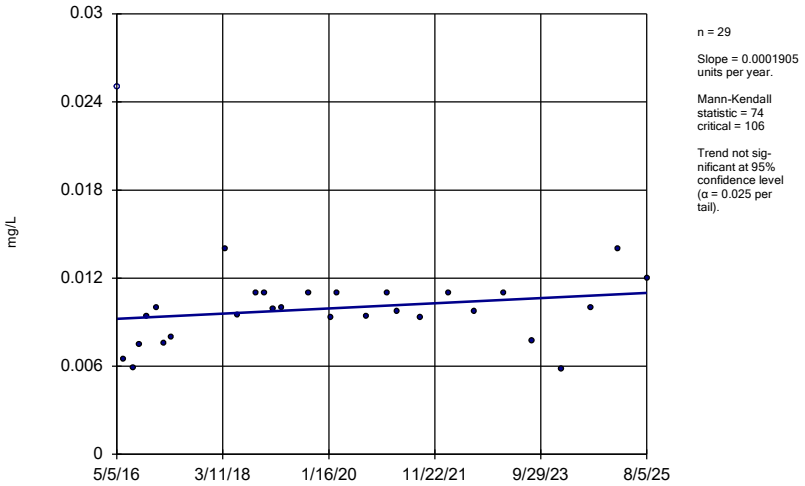

n = 29

Slope = 0.0001905 units per year.

Mann-Kendall statistic = 74
critical = 106

Trend not significant at 95% confidence level (α = 0.025 per tail).

Constituent: Lithium Analysis Run 9/24/2025 10:25 AM View: Appendix IV Trend Tests
Plant McIntosh Client: Southern Company Data: McIntosh AP-1

Sanitas™ v.10.0.27 Software licensed to Groundwater Stats Consulting. UG
Hollow symbols indicate censored values.

Sen's Slope Estimator

MGWA-6 (bg)

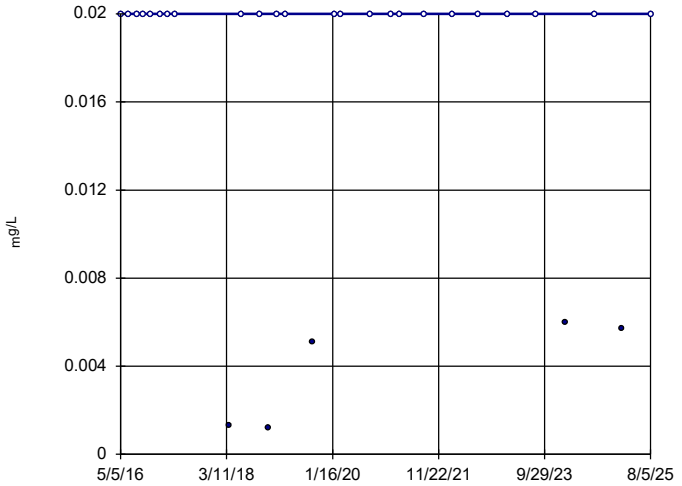

n = 29

Slope = 0 units per year.

Mann-Kendall statistic = -24
critical = -106

Trend not significant at 95% confidence level (α = 0.025 per tail).

Constituent: Lithium Analysis Run 9/24/2025 10:25 AM View: Appendix IV Trend Tests
Plant McIntosh Client: Southern Company Data: McIntosh AP-1

Sanitas™ v.10.0.27 Software licensed to Groundwater Stats Consulting. UG
Hollow symbols indicate censored values.

Sen's Slope Estimator

MGWA-6A (bg)

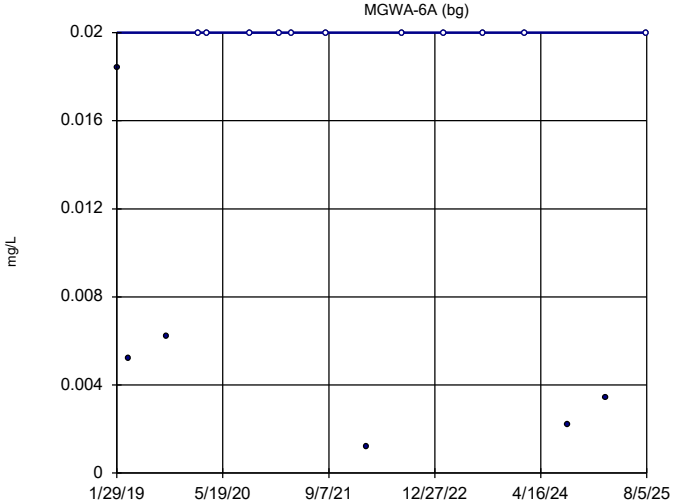

n = 17

Slope = 0 units per year.

Mann-Kendall statistic = 7
critical = 49

Trend not significant at 95% confidence level (α = 0.025 per tail).

Constituent: Lithium Analysis Run 9/24/2025 10:25 AM View: Appendix IV Trend Tests
Plant McIntosh Client: Southern Company Data: McIntosh AP-1

Sanitas™ v.10.0.27 Software licensed to Groundwater Stats Consulting. UG
Hollow symbols indicate censored values.

Sen's Slope Estimator

MGWA-10 (bg)

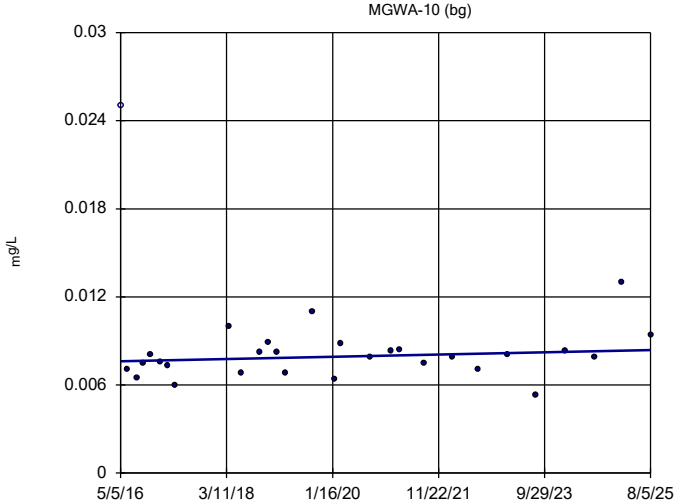

n = 29

Slope = 0.00008212 units per year.

Mann-Kendall statistic = 50
critical = 106

Trend not significant at 95% confidence level (α = 0.025 per tail).

Constituent: Lithium Analysis Run 9/24/2025 10:25 AM View: Appendix IV Trend Tests
Plant McIntosh Client: Southern Company Data: McIntosh AP-1

Sanitas™ v.10.0.27 Software licensed to Groundwater Stats Consulting. UG

Sen's Slope Estimator

MGWA-11 (bg)

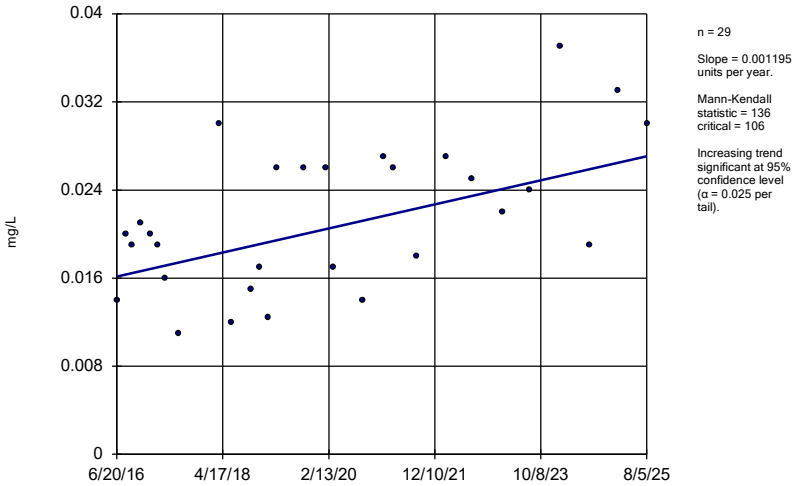

n = 29

Slope = 0.001195 units per year.

Mann-Kendall statistic = 136
critical = 106

Increasing trend significant at 95% confidence level (α = 0.025 per tail).

Constituent: Lithium Analysis Run 9/24/2025 10:25 AM View: Appendix IV Trend Tests
Plant McIntosh Client: Southern Company Data: McIntosh AP-1

Sanitas™ v.10.0.27 Software licensed to Groundwater Stats Consulting. UG

Sen's Slope Estimator

MGWC-7

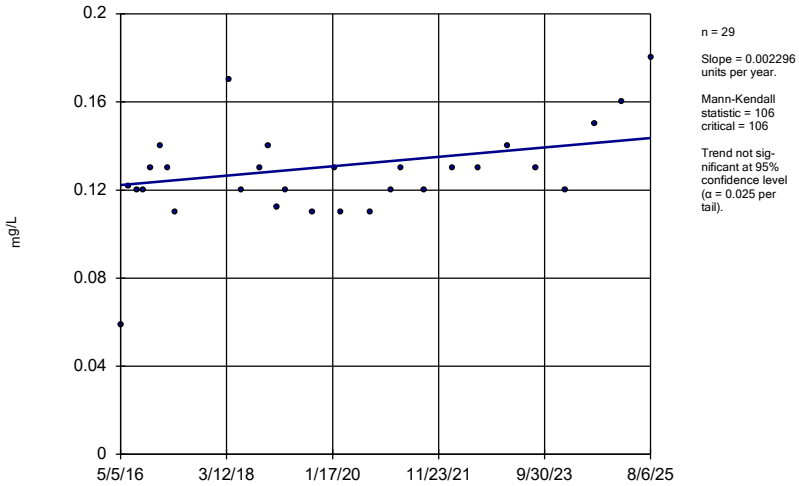

n = 29

Slope = 0.002296 units per year.

Mann-Kendall statistic = 106
critical = 106

Trend not significant at 95% confidence level (α = 0.025 per tail).

Constituent: Lithium Analysis Run 9/24/2025 10:25 AM View: Appendix IV Trend Tests
Plant McIntosh Client: Southern Company Data: McIntosh AP-1

APPENDIX C

Semiannual Remedy Selection and Design Progress Report

Semiannual Remedy Selection and Design Progress Report

Plant McIntosh – Ash Pond 1
Rincon, Georgia

January 30, 2026

Semiannual Remedy Selection and Design Progress Report

Plant McIntosh – Ash Pond 1
Rincon, Georgia

January 30, 2026

Prepared by:

Arcadis U.S., Inc.
2389 Paces Ferry Road
Suite 1000
Atlanta
Georgia 30339
Tel 770 431 8666
Fax 770 435 2666

Prepared for:

Georgia Power Company



Johnathan Alexander, MS
Environmental Scientist



Geoffrey Gay, P.E.
Georgia Registration No. 27801
Technical Expert (Eng), Vice President

Contents

Certification Statement ii

Acronyms and Abbreviations iii

1 Introduction 1

2 Summary of Work Completed 2

2.1 Closure Activities 2

2.2 Summary of Corrective Measures 2

2.2.1 Screening of Corrective Measures 3

3 Planned Activities and Schedule 6

4 References 7

Tables

Table 1 Remedy Evaluation Summary

Figures

Figure 1 Appendix IV GWPS Exceedances

Figure 2 MGWC-7 Concentration Trends

Figure 3 Iso-Concentration Map, Lithium – August 2025

Figure 4 Geologic Cross Section

Certification Statement

I hereby certify that this Semiannual Remedy Selection and Design Progress Report, Georgia Power Company – Plant McIntosh Ash Pond 1 (AP-1) was prepared in conformance with the United States Environmental Protection Agency coal combustion residual rule [40 Code of Federal Regulations (CFR) 257 Subpart D] and the Georgia Environmental Protection Division Rules for Solid Waste Management 391-3-4-.10. This report describes the progress made during the second semiannual period of 2025 in selecting and designing a remedy previously documented in the Assessment of Corrective Measures Report – Former Ash Pond 1 Rincon, Georgia, dated May 16, 2025.). I hereby certify that I am a qualified groundwater scientist, in accordance with the Georgia Rules of Solid Waste Management, and 40 CFR Part 258.50(g).



01.30.2026

J. Geoffrey Gay, P.E.
Technical Expert (Eng)
Georgia Registration No. PE 27801

Date

Acronyms and Abbreviations

Arcadis	Arcadis U.S., Inc.
ACC	Atlantic Coast Consulting, Inc.
ACM	Assessment of Corrective Measures
AP-1	Ash Pond 1
bgs	below ground surface
CCR	Coal Combustion Residuals
CFR	Code of Federal Regulations
CSM	conceptual site model
DPT	direct-push technology
GA EPD	Georgia Environmental Protection Division
Georgia Power	Georgia Power Company
GWPS	Groundwater Protection Standard
HPT	hydraulic profiling tool
HRSC	high-resolution site characterization
ISI	in situ injection
ISS	in situ stabilization/solidification
mg/L	milligrams per liter
MNA	monitored natural attenuation
P&T	pump and treat
PRB	permeable reactive barrier
Progress Report	Semiannual Remedy Selection and Design Progress Report
redox	oxidation-reduction
SSL	statistically significant level
TDS	total dissolved solids
USEPA	United States Environmental Protection Agency

1 Introduction

In accordance with the United States Environmental Protection Agency (USEPA) coal combustion residual (CCR) rule (40 Code of Federal Regulations [CFR] 257 Subpart D; published in 80 FR 21302-21501, April 17, 2015) (CCR Rule or The Rule), and on behalf of the Georgia Power Company (Georgia Power), Arcadis has prepared this Semiannual Remedy Selection and Design Progress Report (Progress Report) for Plant McIntosh, Ash Pond 1 (the site) pursuant to 40 CFR § 257.97(a) and Georgia Environmental Protection Division (GA EPD) Rule 391-3-4.10(6)(a). This Progress Report was prepared to document activities conducted since submittal of the Assessment of Corrective Measures (ACM) Report (Arcadis 2025) and has been included as an appendix to the 2025 Annual Groundwater Monitoring and Corrective Action Report (Atlantic Coast Consulting Inc. [ACC] 2025). Georgia Power will continue to include future semiannual remedy selection progress reports as an appendix to routine groundwater monitoring and corrective action reports until a remedy is selected and proposed for preliminary review by GA EPD in a draft remedy selection report under separate cover.

To support the ACM and development of the remedy selection, this Progress Report summarizes the nature and extent of constituents determined to be present at statistically significant levels (SSLs) exceeding applicable reference groundwater protection standards (GWPS) for Appendix IV CCR constituents. Based on the most recent groundwater monitoring report, SSLs have been determined for the following location and constituent as shown on **Figure 1**:

- MGWC-7 (lithium) at AP-1.

The evaluation and discussion of potential corrective measures for lithium are provided in this report. Pursuant to 40 CFR § 257.97, Georgia Power is evaluating the potential corrective measures presented in the ACM to identify an appropriate remedy or combination of remedies as soon as feasible.

The ACM submitted in May 2025 (Arcadis 2025) presented the following corrective measures as potentially feasible for use at the site:

1. Geochemical Approaches (In Situ Injection);
2. In Situ Stabilization/Solidification (ISS);
3. Hydraulic Containment (Pump and Treat or P&T);
4. Monitored Natural Attenuation (MNA);
5. Permeable Reactive Barrier (PRB);
6. Phytoremediation; and
7. Subsurface Vertical Barrier Walls.

This list will be further refined based on data obtained during 2026 as data are collected and evaluated in a High-Resolution Site Characterization (HRSC) and an associated bench-scale treatability study for lithium.

2 Summary of Work Completed

This section summarizes activities pertaining to closure of the CCR impoundment and activities undertaken to evaluate and screen corrective measures for lithium.

2.1 Closure Activities

Source control is being implemented as part of the closure process and is not specifically intended as a corrective measure. AP-1 ceased receipt of CCR and all waste streams on April 17, 2019. Georgia Power closed AP-1 by dewatering and removing the CCR material. CCR removal has been certified as complete, and the area has been graded and restored. The closure of AP-1 in this manner provides source control that reduces the potential for migration of CCR constituents to groundwater. In a letter dated October 5, 2021, GA EPD acknowledged that all CCR removal had been completed at the site. Corrective measures discussed in this report are being evaluated to address an SSL remaining in groundwater downgradient of the closed impoundment.

Historical groundwater analytical data reported in routine groundwater monitoring and corrective action reports are summarized here for MGWC-7 to demonstrate how groundwater conditions have changed in conjunction with closure activities as part of the groundwater remedy.

Appendix III and IV parameters have been monitored in the monitoring well network since 2016. Observed concentrations of Appendix III parameters (boron, sulfate, and total dissolved solids [TDS]) have increased at MGWC-7 since AP-1 closure in 2021 (**Figure 2**). Lithium concentrations at MGWC-7 have also been increasing since AP-1 closure and reached a maximum (0.18 milligrams per liter [mg/L]) in August 2025 (**Figure 2**). The increases in lithium concentrations and Appendix III parameters are concomitant with observed decreases in groundwater elevation and are likely due to the groundwater system equilibrating following closure of the ash pond. The concentrations of lithium that exceed the GWPS at statistically significant levels are limited to MGWC-7, as shown on the iso-concentration map for lithium provided in **Figure 3**.

Closure activities at Plant McIntosh, including excavation and removal of CCR, and surface restoration, can reduce CCR impacts to groundwater. Removal of CCR and surface restoration removed the source of CCR constituents, which will likely enhance the groundwater quality in the area with time. Georgia Power will continue data collection as necessary to support refinement of the conceptual site model (CSM, GEI 2019) and to further evaluate the feasibility of each corrective measure evaluated and retained in this Progress Report.

2.2 Summary of Corrective Measures

In the 2025 ACM, individual corrective measures were evaluated relative to criteria specified in 40 CFR § 257.96(c) and 40 CFR § 257.97(b). This section provides the screening and list of retained corrective measures. This Progress Report will continue to evaluate potential remedial technologies to address the identified SSL for lithium at MGWC-7 as additional site data are collected during the upcoming 2026 HRSC and associated treatability study along with future routine groundwater monitoring.

2.2.1 Screening of Corrective Measures

Potential corrective measures were evaluated in the ACM Report based on site-specific hydrogeological information and the criteria of ease of implementation, performance, and reliability. The evaluation and screening of options are summarized in **Table 1** and discussed in this section.

Geochemical Approaches (In situ Injection)

In situ injection (ISI) is the application of reagents, in various modes, to the subsurface to influence the solubility, mobility, and/or toxicity of inorganic constituents. Although lithium is generally a conservative inorganic species under many environmental conditions, zero-valent iron and carbonate reagents, among others, could potentially be used to immobilize lithium through adsorption and/or co-precipitation. This would be achieved through the creation of in situ reactive zones that immobilize lithium as groundwater passes through.

ISI for lithium is not well understood, and further testing at the bench scale would be required to determine the efficacy of this treatment for lithium removal. The geology in the vicinity of MGWC-7 (composed of sands and silty sands (**Figure 4**)) is amenable to ISI. However, effective delivery of amendment compounds in the subsurface would require field pilot testing. This technology is a potentially viable corrective measure and will be retained for further evaluation.

Hydraulic Containment

Hydraulic control/containment (P&T) uses groundwater extraction to establish a hydraulic gradient to capture and control the migration of groundwater impacted by a constituent of concern. P&T uses extraction wells or trenches to capture groundwater and typically requires a degree of aboveground treatment to remove target analytes and/or prevent constituent migration before water can be discharged to a receiving water body, sewer system, or reinjected to the aquifer. Groundwater P&T can be effective as an interim measure or combined with another measure to provide hydraulic containment to limit constituent migration toward a potential receptor. Groundwater P&T can often require an extended period of continuous operations to restore groundwater quality.

Groundwater extraction for hydraulic control can often effectively address the variety of inorganic constituents encountered at CCR sites including lithium. P&T can be used as a stand-alone remedy, although it is also compatible with the other groundwater corrective actions that are potentially viable for AP-1. The fact that treatment occurs ex situ allows for wider control on design components including mixing and contact time with reagents. Space for a treatment building and conveyance need to be considered. This technology is a potentially viable corrective measure and will be retained for further evaluation.

Monitored Natural Attenuation

MNA is defined as the reliance on natural attenuation processes (within the context of a carefully controlled and monitored site cleanup approach) to achieve site-specific remediation objectives within a timeframe that is reasonable compared to that offered by other more active methods (USEPA 2007). The processes by which MNA can occur include physical, chemical, or biological processes that can act without human intervention to reduce the mass, toxicity, mobility, volume, or concentration of contaminants in soil or groundwater. Examples of in situ MNA processes for inorganic constituents such

as lithium include sorption, ion exchange, dispersion, and dilution. MNA can be applied as a stand-alone strategy or as a polishing step coupled with other technologies.

According to USEPA guidance (2015), a four-tiered approach should be used to establish whether MNA can be successfully implemented at a given site. The tiers include the following (USEPA 1999, 2007):

1. Demonstrate that the groundwater plume (area of affected groundwater) is not expanding.
2. Determine that the mechanisms and rates of attenuation are sufficient.
3. Determine whether the capacity of the aquifer is sufficient to attenuate the mass of constituents in groundwater such that the immobilized constituents are stable and will not remobilize.
4. Design a performance monitoring program based on the mechanisms of attenuation and establish contingency remedies (tailored to site-specific conditions) should MNA not perform adequately.

Lithium is characterized as a highly soluble, generally conservative constituent, and success of removal via chemical attenuation processes may be limited. Lithium concentrations above GWPS at MGWC-7 potentially result from desorption of lithium caused by the arrival of elevated concentrations of cations (particularly sodium) from AP-1 impacted groundwater. However, even under current conditions, attenuation processes for lithium are already occurring, as evidenced by groundwater data from assessment wells, which indicates reduction in lithium concentrations to below GWPS at a short distance downgradient of MGWC-7 in MGWC-20. This evidence, combined with potential attenuation mechanisms, makes MNA a potentially viable corrective measure, which will be retained for further evaluation.

Permeable Reactive Barrier

PRBs can present a viable alternative for in situ treatment of many inorganic CCR constituents. PRBs are defined as in situ permeable treatment zones, designed to intercept and remediate a contaminant plume (Interstate Technology Regulatory Council [ITRC] 2011). These permeable zones contain reactive media that can address contaminants by manipulating redox conditions (e.g., zero-valent iron, organic substrates) or promoting ionic exchange/sorption (e.g., clays, zeolites, peat moss). One major advantage with PRBs is that they can be a passive strategy. PRBs have been used successfully in the past to treat CCR-contaminated sites; however, there is limited information and precedent available to show successful removal of lithium. Further research and additional testing would be required to identify if an appropriate PRB material exists for the attenuation of lithium. Thorough site geochemistry characterization, in addition to bench-scale and pilot testing, is required to confirm that effective lithium-selective ion exchange media are identified before implementation.

PRBs can be installed using either conventional excavation methods, one-pass trenching method, or trenchless injected emplacement. The feasible depth of implementation varies with construction method. For trenching methods, the trench itself must be deep enough to intercept the water table and dissolved-plume contaminants and is typically keyed into a deeper low-permeable unit such as clay, with a typical depth of a one-pass trench of up to 50 feet below ground surface. After excavation, the trenches are then filled with the specified reactive media mixture. Replaceable media cartridges may be considered if replacements are anticipated to be frequently needed due to fouling. Trenchless injected placement is often fracture-based and can reach greater depths over 100 feet below ground surface. Contaminated water is treated by passively flowing through the reactive media based on the natural hydraulic gradient. PRBs can be combined with impermeable slurry walls to direct groundwater through permeable treatment

zones, which can save on construction and long-term maintenance. At AP-1, the SSLs are observed at depths less than 50 ft bgs, making it feasible to install a PRB with a trench-based method or a trenchless injection method. Subsurface investigations, reactive media, and compatibility testing would be needed before implementation. However, the measure is potentially viable and will be retained for further evaluation.

Phytoremediation

Phytoremediation uses plants to remove, transfer, or immobilize inorganic contaminants in environmental media. This technique is often more effective when contaminants are at relatively low to moderate concentrations over a large area and at shallow depths that are accessible by plant roots. Because MGWC-7 is screened at depths between 28.87 and 38.87 ft bgs, traditional plantings for phytoremediation are not expected to be successful. However, the TreeWell® system, a proprietary system developed by Applied Natural Science, allows implementation at depth using a specialized lined planting unit constructed with optimum planting media to promote downward growth to focus extraction on the target depth interval. The effectiveness of groundwater remediation using traditional phytoremediation approaches can be limited by the soil conditions on site, the target depth of treatment, the climate and ambient water quality, and the availability of appropriate vegetation for remediation.

By installing a cased “well” for tree planting using large-diameter auger technology, extraction of deeper groundwater zones (i.e., in excess of 50 ft bgs) can be achieved because the surface of the “well” is sealed, and only groundwater from a targeted zone is allowed into the cased-off borehole. This type of system mirrors a traditional mechanical extraction system using the trees as pumps. The TreeWell system can be used for both hydraulic control of groundwater and for treatment of constituents via immobilization/containment mechanisms (for organic and inorganic constituents). With respect to the site-specific conditions, the system would be applied for hydraulic control, but lithium is expected to be either immobilized within the root zone or incidentally taken up into the tree biomass. The layout for a TreeWell remediation system is generally based on groundwater flow modeling assuming a design uptake rate of approximately 40 to 60 gallons per day per tree. Based on the current understanding of groundwater flow velocities downgradient of AP-1 (approximately 15.4 feet/year), a phytoremediation approach with 17 to 25 TreeWells may be feasible.

Phytoremediation has the advantages of minimal long-term operation and maintenance requirements and no aboveground water management infrastructure. It also carries relatively low capital costs. Phytoremediation requires space and time to reach remediation goals. Because of limitations, a thorough site assessment and pilot testing must be completed to confirm that such a treatment will achieve remedial goals and objectives. This technology is a potentially viable corrective measure and will be retained for further evaluation.

Subsurface Vertical Barrier Walls

Subsurface vertical barrier walls have been used for seep control and groundwater cutoff at impoundments and waste disposal units for more than three decades. In general, barrier walls are designed to provide containment; localized treatment achieved through the sorption or chemical precipitation reactions from construction of the walls are incidental to the design objective.

This approach involves placing a barrier to groundwater flow in the subsurface, frequently around the source area (or the downgradient limits of the source area), to prevent future migration of dissolved

constituents in groundwater from beneath the source to downgradient areas. Barrier walls can also be used in downgradient applications to limit discharge to surface water or to reduce aquifer recharge from adjacent surface water features when groundwater extraction wells are placed near a surface water feature. Barrier walls can also be used to direct flow toward remedial components, such as PRBs, through what is called a “funnel and gate” system.

A variety of barrier materials can be used including cement and/or bentonite slurries or various mixtures of soil with cement or bentonite, geomembrane composite materials, or driven materials such as steel or vinyl sheet pile. Slurry walls are typically constructed with a soil, bentonite, and water mixture, which forms a low-permeability and highly chemical-resistant barrier. Other wall compositions can be successful (e.g., cement/bentonite, slurry/geomembrane composites) depending on chemical compatibilities with site contaminants (ITRC 2011).

Methods for installation of these low-permeability walls are similar to those described for PRBs. In general, the applicability of slurry walls is limited by the depth of installation, which is approximately 90 ft bgs and therefore possible for AP-1. Groundwater pumping is required upgradient of the barrier wall to maintain an inward hydraulic gradient. The extracted groundwater would likely require treatment in an aboveground treatment system. This technology is a potentially viable corrective measure and will be retained for further evaluation.

Summary

In summary, the evaluation of the implementability, effectiveness, and reliability of the potential corrective measures in light of the site-specific hydrogeology identified the likely potential corrective measures:

- Geochemical Approaches (In situ Injection);
- Hydraulic Containment;
- MNA;
- PRBs;
- Phytoremediation; and
- Subsurface Vertical Barrier Walls.

These potential corrective measures, in conjunction with the source control measures, are retained for further consideration and evaluation in the remedy selection process.

3 Planned Activities and Schedule

Georgia Power proactively initiated adaptive site management, as outlined in the ACM Report, to support the remedial strategy and address potential changes in site conditions as appropriate. The adaptive site management approach may be adjusted over the site’s life cycle as new site information and technologies become available. To this end, Georgia Power will continue its data collection as necessary to support refinement of the CSM and to further evaluate the feasibility of each corrective measure retained in this Progress Report. Once sufficient data become available to determine the best corrective measures or possible combination of corrective measures that would provide an effective groundwater remedy, necessary steps will be taken to implement a remedy for AP-1 in accordance with 40 CFR § 257.98.

To achieve this goal and further the understanding of site conditions to support selection of the remedy from among the retained corrective measures, the following activities are planned for 2026:

- Continued routine groundwater sampling at Appendix III and IV constituent monitoring locations to analyze and evaluate trends for effectiveness of source control and plume stability to support the MNA evaluation.
- HRSC to evaluate the extent and variability of lithium exceeding the GWPS. The proposed HRSC will include:
  - Advancement of 13 hydraulic profiling tool (HPT) locations via direct-push technology (DPT) to evaluate relative hydraulic conductivity of aquifer sediments and groundwater flow northeast of AP-1 near MGWC-7.
  - Advancement of seven DPT vertical aquifer profile locations and concurrent collection of groundwater samples to evaluate groundwater geochemical conditions controlling the fate and transport of lithium, and to delineate lithium concentration in soil and groundwater near MGWC-7.
  - Advancement of seven DPT soil sampling locations and collection of soil samples to evaluate site soil geochemical conditions controlling the fate and transport of lithium including cation exchange capacity and aquifer matrix composition by x-ray diffraction and elemental assay.
- Installation of one monitoring well downgradient of MGWC-7 to refine the understanding of current groundwater flow direction and support lithium delineation.
- Evaluation of general geochemical conditions (i.e., groundwater pH and redox conditions, major ion chemistry, and concentration trends).
- Bench-scale sorption and desorption studies (i.e., batch tests) to evaluate the mechanism, capacity, and stability of the sorption attenuation mechanism for lithium and evaluate the potential for lithium release from the aquifer matrix.
- Bench testing of reagent effectiveness for in situ treatment of lithium.

Georgia Power will include future Semiannual Remedy Selection Progress Reports in routine groundwater monitoring reports to document groundwater conditions, results associated with additional data gathering, and the progress in selecting and designing the remedy in accordance with 40 CFR § 257.97(a). Recordkeeping, notifications, and publicly accessible internet site requirements for the semiannual Remedy Selection Progress Reports will be provided in accordance with 40 CFR § 257.105(h)(12), 257.106(h)(9), and 257.107(h)(9), respectively.

4 References

Atlantic Coast Consulting, Inc (ACC). 2025. 2025 Annual Groundwater Monitoring and Corrective Action Report. Plant McIntosh Ash Pond 1. Prepared for Georgia Power Company. January 2026.

Arcadis. 2025. Assessment of Corrective Measures Report, Georgia Power Company, Plant Yates, Ash Pond 1. Prepared for the Georgia Environmental Protection Division. May 16.

GEI Consultants, Inc (GEI). 2019. Hydrogeologic Assessment Report. Revision 01. Plant McIntosh – Ash Pond 1. Prepared for Georgia Power Company. December.

ITRC. 2011. Permeable Reactive Barrier: Technology Update. Interstate Technology and Regulatory Council. June. Available online at: https://clu-in.org/download/techfocus/prb/PRB-5-ITRC.pdf. Accessed October 8, 2020.

USEPA. 1999. Use of Monitored Natural Attenuation at Superfund, RCRA Corrective Action, and Underground Storage Tank Sites. U.S. Environmental Protection Agency, Washington, DC, OSWER Directive 9200.4-17P. April.

USEPA. 2007. Monitored Natural Attenuation of Inorganic Contaminants in Ground Water. Volume 1 – Technical Basis for Assessment. U.S. Environmental Protection Agency, Washington, DC, EPA/600/R-07/139. October.

USEPA. 2015. Use of Monitored Natural Attenuation for Inorganic Contaminants in Groundwater at Superfund Sites. Office of Solid Waste and Emergency Response Directive 9283.1-36. August.

Tables

Table 1
Remedy Evaluation Summary
Assessment of Corrective Measures Report
Georgia Power Company
Plant McIntosh Ash Pond 1

Technology	Description	Evaluation Criteria		
		Performance 40 CFR 257.96(c)(1)	**Reliability 40 CFR 257.96(c)(1)**	**Ease of Implementation 40 CFR 257.96(c)(1)**
Geochemical Manipulation (In Situ Injection)	Injection of a chemical or organic substrate to alter geochemical conditions to those more favorable for immobilization of lithium.	*Moderate*: Lithium is generally a conservative inorganic species under many environmental conditions; however, zero-valent iron or carbonate reagents, among others, could potentially be used to immobilize lithium through adsorption and co-precipitation. The application of in-situ injection treatment for immobilization would need to be further investigated to evaluate efficacy.	*Moderate:* Reliability dependent on permeability of the subsurface and the amount and distribution of reagents. Reliable technology if injected materials can be distributed throughout the impacted aquifer. Bench- and/or pilot-scale treatability testing programs are needed to understand the biogeochemical processes that would effectively reduce migration of lithium in groundwater.	*Moderate:* The installation of an injection well network or placement of reagents via injection would be required. The geology in the vicinity of MGWC-7 is favorable for reagent injection and distribution. An evaluation of the amendment distribution during injections (i.e., radius of influence) is needed to support full-scale design. The potential for clogging of injection well infrastructure is an implementation consideration.
Hydraulic Containment	Use of a groundwater extraction system with a surface treatment system to remove target analytes from the subsurface and/or to control/prevent constituent migration.	*High:* Pump and treat (P&T) is an effective, demonstrated technology for hydraulic control. The design of the P&T system requires groundwater modeling for the well network and, potentially, design of an aboveground treatment system. However, this remedy typically is not immediately effective for the treatment of metals at trace levels. There is also a possibility of rebounding when operations cease.	*Moderate to High:* Reliability may also depend on attenuation mechanisms and the operation and performance of an ex-situ treatment system if needed. System downtime for maintenance may impact reliability.	*Difficult:* P&T is a longstanding, proven approach that requires installation of extraction wells/trenches. Ex-situ treatment options for lithium are energy-intensive and could generate waste. The level of effort for construction and operation and maintenance (O&M) is relatively high compared to other options and requires on-site staff.
Monitored Natural Attenuation (MNA)	A remedial solution that takes advantage of natural attenuation processes to reduce constituents in soil and groundwater.	*Moderate:* Physical and chemical MNA mechanisms of lithium, including sorption, ion exchange, dispersion, and dilution, may be effective at achieving groundwater protection standards (GWPS) within a reasonable timeframe. Attenuation processes for lithium are already occurring at the site, as evidenced by data from assessment well MGWC-20.	*Moderate to High:* The reliability of MNA is moderate to high as long as aquifer attenuation capacity is present and aquifer conditions that result in attenuation remain favorable and/or are being enhanced. A monitoring well network already exists to implement future groundwater monitoring.	*Easy:* A well network for MNA is already in place. Additional data would be needed to show that the existing aquifer attenuation capacity is sufficient to achieve the GWPS within a reasonable timeframe.
Permeable Reactive Barrier (PRB)	Use of reactive material that extends below the water table to intercept and treat groundwater. Can be implemented via permeable subsurface wall or as a “funnel and gate” system where a barrier wall directs groundwater to a smaller “treatment gate” filled with reactive media.	*Moderate:* The PRB approach would be expected to achieve GWPS for lithium as impacted groundwater passes through the reactive barrier if an appropriate reactive barrier can be identified in further evaluations. Additional testing is required to select the appropriate sorptive media mix for lithium.	*Moderate to High:* Reliable groundwater corrective measure, but loss of reactivity over time may require re-installation depending on the duration of the remedy. Additional data collection, including conducting a bench- and/or pilot-scale study, is needed to better characterize current attenuation mechanisms and/or select the appropriate reactive media mix for a PRB.	*Moderate:* Trenching at depth through clayey and sandy lithologic units down to approximately 40 feet would be required to install a mix of reactive materials in the subsurface. Once installed, treatment will be passive, and O&M requirements would be minimal if replacement of the PRB is not necessary.
Phytoremediation	Use of plants to remove, transfer, or stabilize constituents in soil or groundwater. Within the context of AP-1, this corrective measure would likely use an engineered (proprietary) TreeWell phytoremediation system along the point of compliance or downgradient edge of the impacted groundwater for hydraulic control and immobilization and uptake in the root zone.	*Low to Moderate:* Once established (typically at the end of the third growing season), a TreeWell system is effective for providing hydraulic containment of groundwater and potential reduction of lithium concentrations through immobilization and/or uptake and sequestration in the tree biomass; however, the main purpose is to provide hydraulic control. Additional aquifer testing and/or groundwater flow modeling would be needed to confirm the suitability of this technology at MGWC-7.	*Moderate:* Engineered phytoremediation is a proven technology in which hydrogeologic factors are considered (e.g., hydraulic conductivity, flow velocity, depth to impacted groundwater zone). This is considered an active remedial approach that uses trees as the "pumps" driving the system. Careful design would be needed to select the proper tree species, which will include consideration of groundwater chemistry, plant uptake of constituents, and groundwater flow modeling to evaluate the required number and placement of TreeWell units.	*Low to Moderate:* Engineered approach has proven effective, and specific depth zones can be targeted. Trees are installed as "tree wells" in a large-diameter boring to get the roots deep enough to intercept impacted groundwater flow paths. Area must be clear of above- and below-ground structures (i.e., power lines). The system, once established (approximately three growing seasons), is a self-maintaining, sustainable remedial system that has no external energy requirements and little maintenance (i.e., efforts normally associated with landscaping).

Table 1
Remedy Evaluation Summary
Assessment of Corrective Measures Report
Georgia Power Company
Plant McIntosh Ash Pond 1

Technology	Description	Evaluation Criteria		
		Performance **40 CFR 257.96(c)(1)**	**Reliability** **40 CFR 257.96(c)(1)**	**Ease of Implementation** **40 CFR 257.96(c)(1)**
Subsurface Barrier Walls	Use of barriers to physically control the migration of impacted groundwater, either directly or through manipulation of groundwater flow.	*Low:* Barrier walls are a proven technology for seepage control and/or groundwater cutoff at impoundments. Sheet pile walls are limited by the depth of installation, which is typically approximately up to 90 feet below ground surface (ft bgs). Groundwater impacts at MGWC-7 are observed at depths less than 40 ft bgs. A barrier wall as the sole remedial measure would not likely be effective. A barrier wall could be implemented in conjunction with pumping. An alternative use of this strategy is in a "funnel and gate" system with a PRB. As such, groundwater with lithium concentrations above the GWPS could be directed to "treatment gates" for passive treatment (in a PRB). Additional subsurface investigations and compatibility testing with groundwater from former AP-1 would be needed before selection and implementation.	*Moderate – With proper installation*: O&M requirements can range significantly, with groundwater extraction and/or subsequent treatment from inside the wall likely required.	*Moderate:* Trenching would be required to fill in the slurry mixes; alternatively, sheet piles can be installed without excavation of trenches. The application of barrier walls is limited by the depth of installation and subsurface geology, which will be a consideration at AP-1. Installation methods and materials are readily available. Once installed, aboveground infrastructure to P&T groundwater may be required. O&M requirements are expected to include upkeep of infrastructure components (pumps, pipes, tanks, instrumentation and controls, aboveground treatment system) and handling of treatment residuals.

Table 1
Remedy Evaluation Summary
Assessment of Corrective Measures Report
Georgia Power Company
Plant McIntosh Ash Pond 1

Technology	Evaluation Criteria		
	Potential Impact 40 CFR 257.96(c)(1)	**Estimated Time to Begin/Complete Remedy 40 CFR 257.96(c)(2)**	**Institutional Requirements 40 CFR 257.96(c)(3)**
Geochemical Manipulation (In Situ Injection)	*Low:* Low impacts are expected if the remedy works as designed based on a thorough pre-design investigation, geochemical modeling, and bench/pilot study results. Consideration of groundwater flow to nearby sensitive environments may be needed. This remedial alternative may unintentionally alter the geochemistry within the aquifer, which may result in the mobilization of other constituents that require treatment. Short-term risks during remedial activities, such as drilling and operating pressurized injection equipment, can be mitigated through appropriate planning and implementation of health and safety (H&S) measures.	A thorough pre-design investigation, geochemical modeling, and/or bench-scale treatability study and/or field-scale pilot testing may take up to 24 months to obtain the design parameters needed for design and construction of the corrective measure. Well construction is relatively quick (i.e., 1 to 2 months; potentially longer depending on the scale of the remedy), and time for an injection event varies. Time to achieve the GWPS for lithium depends on the attenuation process kinetics of the constituent as well as amendment longevity, injection layout, and lithium transport properties. The time for complete distribution of the injected materials throughout the treatment area also varies.	An Underground Injection Control (UIC) Permit may be required to implement this corrective measure.
Hydraulic Containment	*Low:* Potential impacts are anticipated to be low. Short-term impacts during the construction of the remedy and long-term impacts during O&M can be mitigated through appropriate planning and H&S measures. Groundwater extraction may unintentionally alter the geochemistry within the hydraulic capture zone.	A thorough pre-design investigation, flow modeling, bench-scale treatability studies, and/or field-scale pilot testing may be needed. These activities may take 12 to 24 months before design, permitting, and construction of the corrective measure. Extraction wells and/or trenches can be installed relatively quickly, while the time until startup is contingent on ex-situ treatment infrastructure. Hydraulic containment can be achieved relatively quickly after startup of the extraction system. However, uncertainty exists with respect to the time to achieve and maintain the GWPS and complete operations; additional data collection may be needed to better understand site mobility and attenuation mechanisms for lithium.	A groundwater extraction permit may be required to withdraw water if high extraction rates are required. Depending on the effluent management strategy, modifications to the existing National Pollutant Discharge Elimination System permit may be required for surface water discharge. Obtaining a UIC permit may be needed if groundwater reinjection is chosen.
Monitored Natural Attenuation (MNA)	*Negligible:* Potential impacts of the remedy will be negligible because MNA relies on natural processes active in the aquifer matrix without significant disturbance to the surface or subsurface.	The infrastructure to initiate MNA is already in place. Demonstrating attenuation mechanisms and capacity can be time-consuming and can take up to 24 months. MNA is expected to be successful within a reasonable timeframe following pond closure. MNA timeframes range from a few years to a few decades.	No institutional requirements are expected.
Permeable Reactive Barrier (PRB)	*Low:* Impacts are expected to be low if the remedy works as designed based on a thorough pre-design investigation, geochemical modeling, and geophysical testing. Short-term impacts during construction of the remedy can be mitigated through appropriate planning and H&S measures. Consideration of groundwater flow to nearby sensitive environments may be needed. This remedial alternative may unintentionally alter the geochemistry within the wall, which may result in the mobilization of other constituents that require treatment.	A PRB can be installed relatively quickly (6 to 12 months) depending on the final location and configuration. However, bench-scale treatability studies and/or compatibility testing would be required to obtain design parameters before design and construction of the remedy. These processes may take up to 24 months. Media may need to be replaced periodically to maintain reactive conditions and/or address additional flux of impacted groundwater into the PRB.	No institutional requirements are expected.
Phytoremediation	*Low:* Phytoremediation typically has low expected impacts. Short-term impacts during the construction of the remedy can be mitigated through appropriate planning and H&S measures.	A phytoremediation system can be installed relatively quickly (within 6 to 12 months) depending on the final location and configuration. However, treatability studies and pilot testing would be required to ensure effective treatment. These studies may take up to 24 months. Hydraulic capture/control is expected approximately 3 years after planting. Once installed, the time to achieve the GWPS downgradient of the phytoremediation system is anticipated to be long and can take multiple years before system is treating at design capacity.	No institutional requirements are expected.
Subsurface Barrier Walls	*Low:* Impacts are expected to be low following construction of the remedy. Short-term impacts during remedy construction can be mitigated through appropriate planning and implementation of H&S measures. Changes to groundwater flow patterns due to installation of the barrier wall are expected and may require dewatering. Pumping activity may unintentionally alter the geochemistry within the hydraulic capture zone that may result in the mobilization of other constituents that may require treatment.	Design-phase and additional compatibility testing may be required, which may take up to 24 months. A barrier wall can be installed relatively quickly (i.e., 6 to 12 months) depending on the final location and configuration. Once installed, its effectiveness at preventing migration of constituents in groundwater is anticipated to be similar to a companion technology (e.g., PRBs or P&T). Because this approach does not treat the downgradient area of impacted groundwater but rather prevents migration from a source area, it will likely have to be maintained in the long term and coupled with other approaches.	No institutional requirements are expected.

Acronyms and Abbreviations:

CFR = Code of Federal Regulations
ft bgs = feet below ground surface
GWPS = Groundwater Protection Standard
H&S = health and safety
MNA = monitored natural attenuation
O&M = operation and maintenance
P&T = pump and treat
PRB = permeable reactive barrier
UIC = Underground Injection Control

Figures

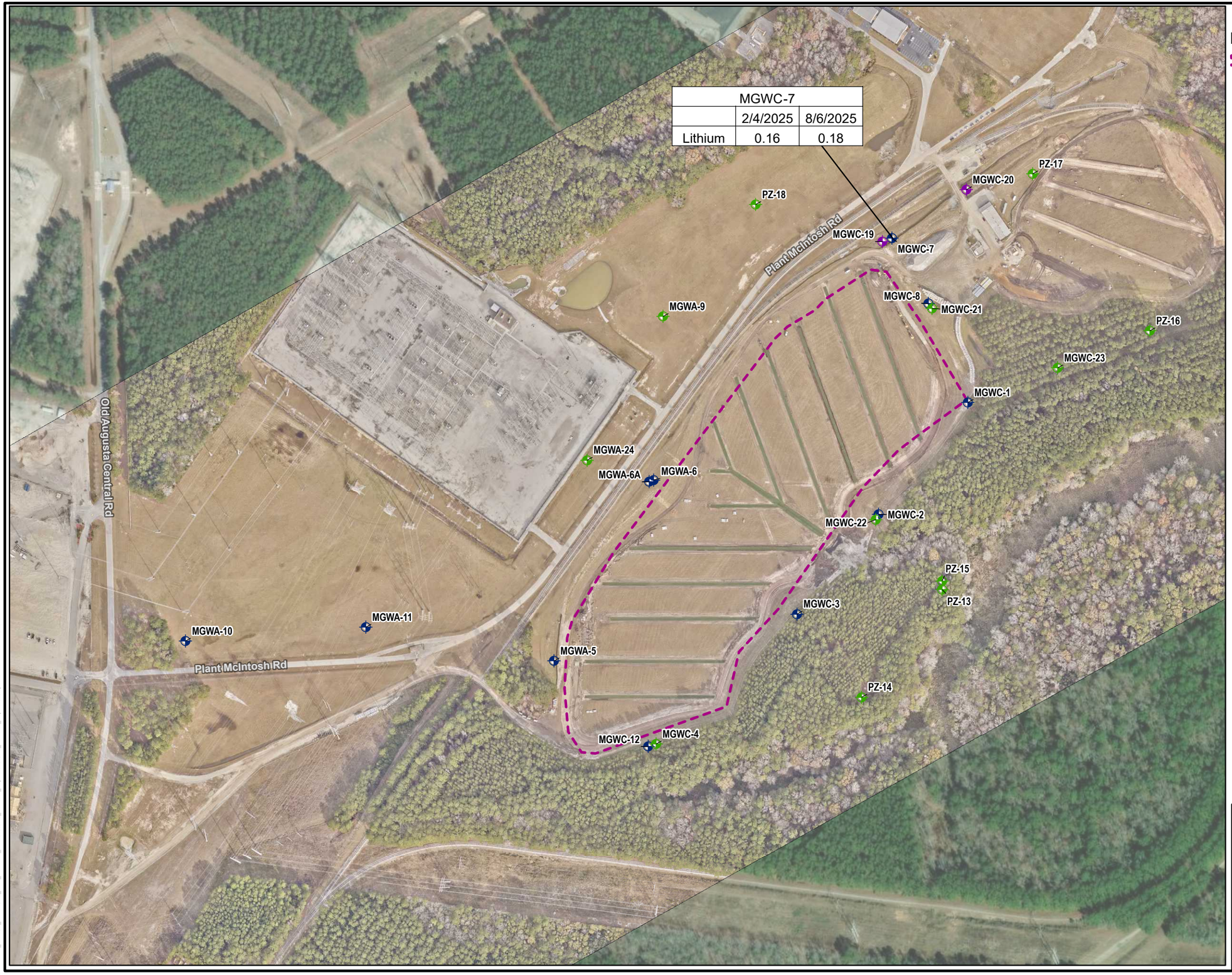

LEGEND

- APPROXIMATE AP-1 BOUNDARY
- DETECTION WELL
- ASSESSMENT WELL
- PIEZOMETER

NOTES:

1. ALL RESULTS PRESENTED ARE IN MILILIGRAMS PER LITER (mg/L).
2. GROUNDWATER PROTECTION STANDARD (GWPS) FOR LITHIUM IS 0.04 mg/L.
3. AERIAL IMAGE SOURCES: DRONE IMAGERY DATED 01/22/2024; ESRI GOOGLE EARTH WEB SERVICE, ACCESSED 12/8/2025.

350 175 0 350

GRAPHIC SCALE IN FEET

COORDINATE SYSTEM: NAD 1983 STATEPLANE GEORGIA EAST FIPS 1001 FEET

Georgia Power

PLANT MCINTOSH

APPENDIX IV GWPS EXCEEDANCES

ARCADIS

FIGURE 1

PATH: T:_EN\GA Power\GPC_Plant_McIntosh_Pro\2025\GPC_McIntosh_Report\2025\GPC_McIntosh_Report2025.aprx DATE SAVED: 12/8/2025 LAST SAVED BY: tdrum

MGWC-7

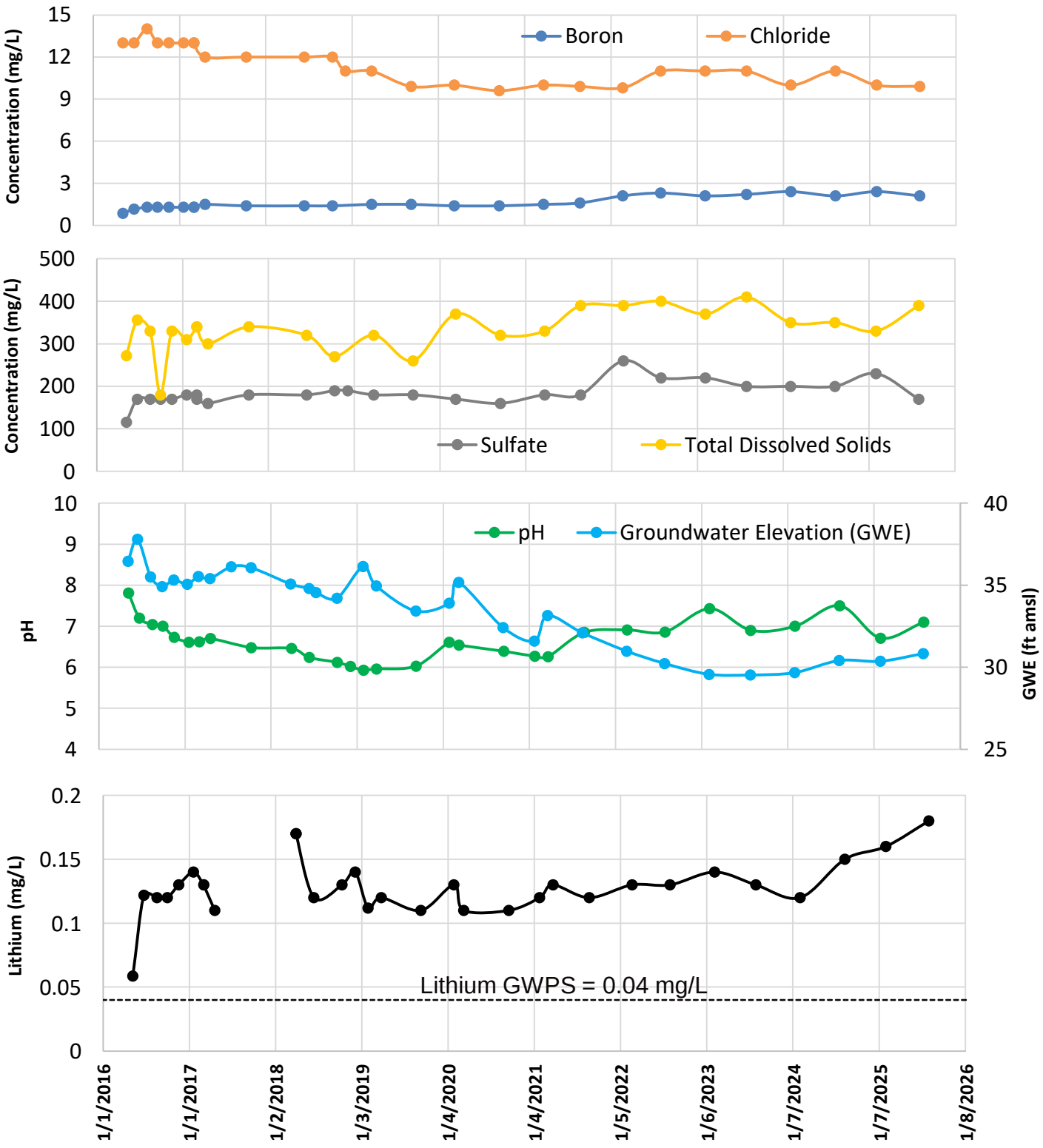

Notes:
1. AP-1 CCR Landfill closure complete in 2021.

amsl = above mean sea level
CCR = coal combustion residuals
GWPS = Groundwater Protection Standard
mg/L = milligram per liter

Georgia Power
PLANT MCINTOSH

MGWC-7 CONCENTRATION TRENDS

ARCADIS

FIGURE
2

June 5, 2024; 01:13:16 PM

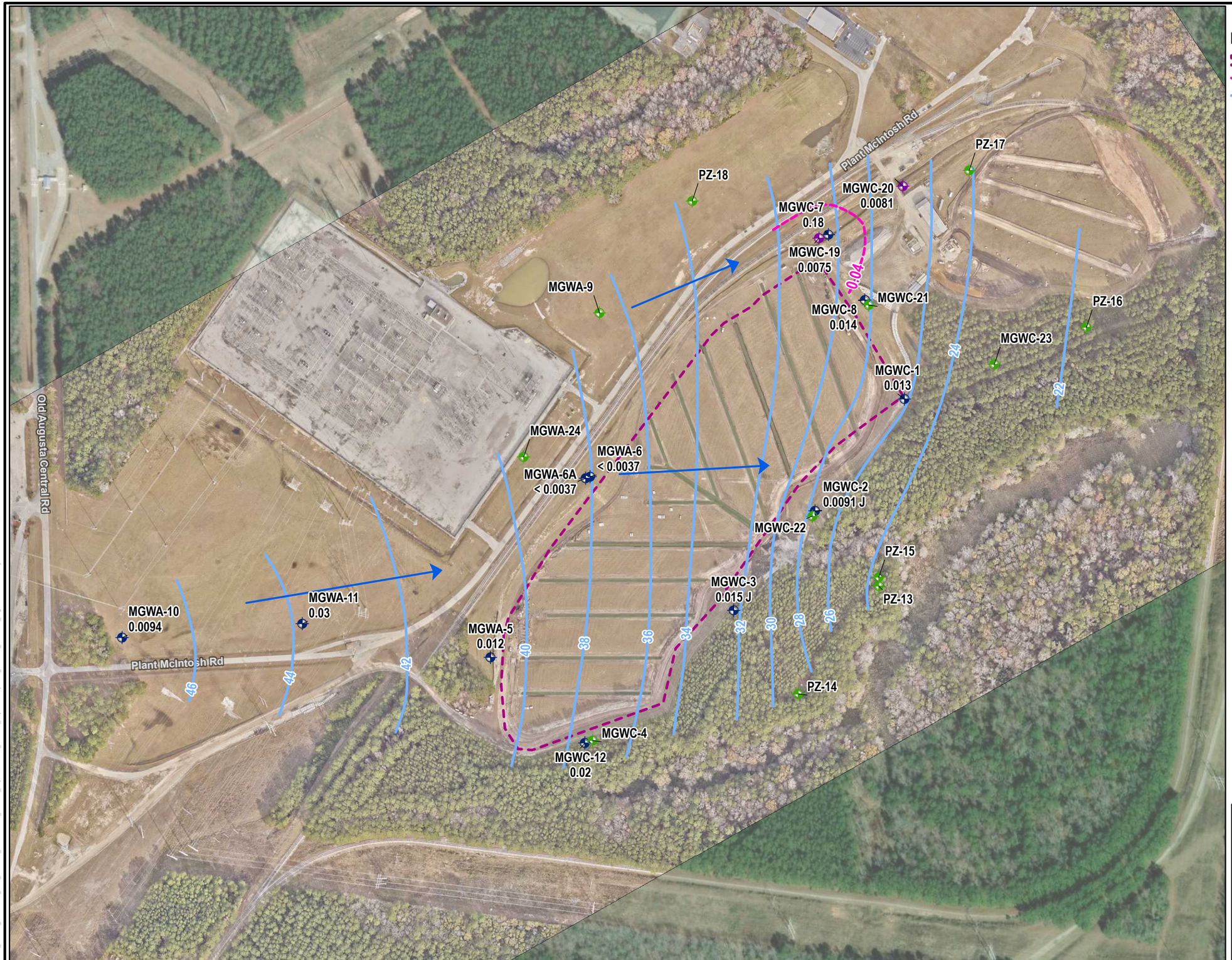

LEGEND

- APPROXIMATE AP-1 BOUNDARY
- LITHIUM ISOCONTOUR (mg/L)
- GROUNDWATER ELEVATION CONTOUR
- GROUNDWATER FLOW DIRECTION
- DETECTION WELL
- ASSESSMENT WELL
- PIEZOMETER

< INDICATES THE SUBSTANCE WAS NOT DETECTED ABOVE THE METHOD DETECTION LIMIT (MDL). THE VALUE DISPLAYED IS THE MDL.

J THE RESULT IS AN ESTIMATED CONCENTRATION. "J" QUALIFIERS ARE APPLIED BY THE LABORATORY WHEN THE CONCENTRATION REPORTED IS ABOVE THE MDL, BUT BELOW THE LABORATORY REPORTING LIMIT.

NOTES:

1. ALL RESULTS PRESENTED ARE IN MILILIGRAMS PER LITER (mg/L).

2. LITHIUM DATA SOURCE: ATLANTIC COAST CONSULTING, INC. *2025 ANNUAL GROUNDWATER MONITORING AND CORRECTIVE ACTION REPORT.*

3. GROUNDWATER DATA AND CONTOUR SOURCE: ATLANTIC COAST CONSULTING, INC. *2025 ANNUAL GROUNDWATER MONITORING AND CORRECTIVE ACTION REPORT.*

4. AERIAL IMAGE SOURCES: DRONE IMAGERY DATED 01/22/2024; ESRI GOOGLE EARTH WEB SERVICE, ACCESSED 12/8/2025.

350 175 0 350

GRAPHIC SCALE IN FEET

COORDINATE SYSTEM: NAD 1983 STATEPLANE GEORGIA EAST FIPS 1001 FEET

Georgia Power

PLANT MCINTOSH

ISO-CONCENTRATION MAP, LITHIUM - AUGUST 2025

ARCADIS

FIGURE 3

PATH: T:_ENV\GA Power\GPC_Plant_McIntosh_Pro\2025\GPC_McIntosh_Report\2025\GPC_McIntosh_Report2025.aprx\F3_McIntosh_Lithumiso Aug2025 Last Saved by: ldrum 12/15/2025

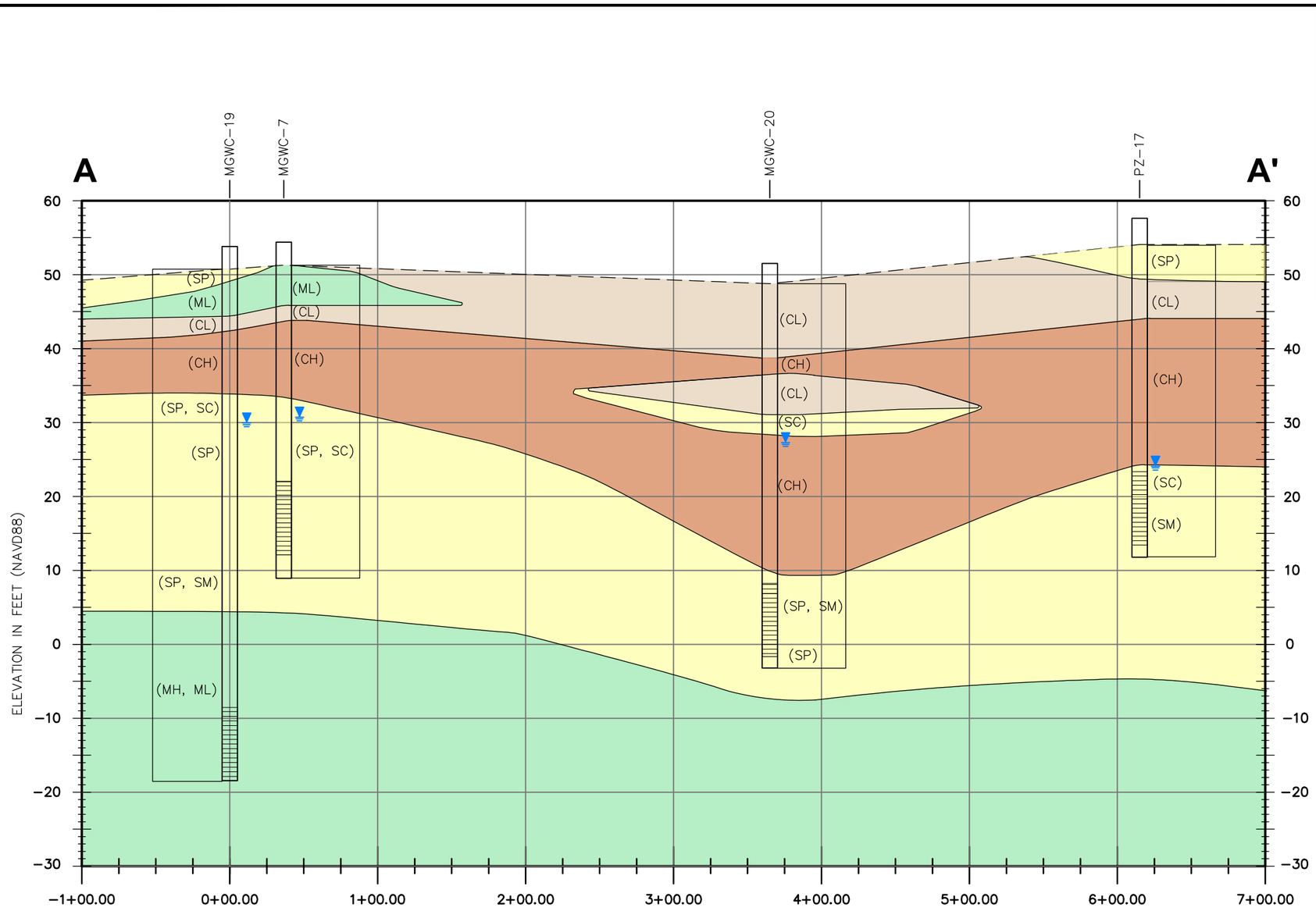



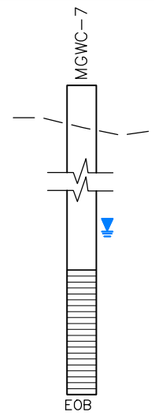

LEGEND:

- PIEZOMETER OR MONITORING WELL
- GROUND SURFACE
- GROUNDWATER ELEVATION (AUGUST 2025)
- SCREEN INTERVAL
- END OF BORING

LEGEND:

- SURFICIAL SOILS: LEAN CLAY WITH SANDS AND SILTS (CL)
- REDDISH BROWN FAT CLAY WITH OCCASIONAL INTERBEDDED SANDS (CH)
- SANDS WITH VARYING CLAY AND SILT CONTENT, FINE TO COARSE GRAVEL INCLUDING SHELLS (SP, SC, SM, SW)
- SILTS WITH CLAY FINE SANDS (MH, ML)

NOTE:

1. GROUNDWATER ELEVATION (FEBRUARY 2025).
2. NAVD88: NORTH AMERICAN VERTICAL DATUM 88.

CROSS SECTION A-A'

0 80' 160'
HORIZONTAL GRAPHIC SCALE

0 16' 32'
VERTICAL GRAPHIC SCALE

Georgia Power
PLANT MCINTOSH

GEOLOGIC CROSS SECTION

ARCADIS

FIGURE
4

C:\Users\BSSmall\DOCACCDocs\Arcadis ACC US\AUS-99999999-GP_MCINTOSH PLANT_RINCON_GA\Project Files\10_WIP\10T_ARC_ENV\2025\01-DWG\GP-F05-X SEC-AUG 2025.dwg LAYOUT: 2 SAVED: 12/8/2025 8:30 AM ACADVER: 24.2S (LMS TECH) PAGESETUP: --- PLOTSTYLETABLE: PLTFULL.CTB PLOTTED: 12/15/2025 3:36 PM BY: SMALL, BRIAN
XREFS:

Arcadis U.S., Inc.
2839 Paces Ferry Road, Suite 1000
Atlanta, GA 30339
United States
Phone: 770 431 8666

www.arcadis.com

APPENDIX D

Annual Potable Well Survey

981 Old Augusta Road, Rincon GA
981 Old Augusta Road Cen
Rincon, GA 31326

Inquiry Number: 7909798.1s
February 26, 2025

The EDR GeoCheck® Report

6 Armstrong Road, 4th floor
Shelton, CT 06484
Toll Free: 800.352.0050
www.edrnet.com

TABLE OF CONTENTS

SECTION **PAGE**

GEOCHECK ADDENDUM

Physical Setting Source Addendum ---- **A-1**

Physical Setting Source Summary ---- **A-2**

Physical Setting Source Map ---- **A-7**

Physical Setting Source Map Findings ---- **A-8**

Physical Setting Source Records Searched ---- **PSGR-1**

Thank you for your business.
Please contact EDR at 1-800-352-0050
with any questions or comments.

Disclaimer - Copyright and Trademark Notice

This Report contains certain information obtained from a variety of public and other sources reasonably available to Environmental Data Resources, LLC. It cannot be concluded from this Report that coverage information for the target and surrounding properties does not exist from other sources. This Report is provided on an "AS IS", "AS AVAILABLE" basis. **NO WARRANTY EXPRESS OR IMPLIED IS MADE WHATSOEVER IN CONNECTION WITH THIS REPORT. ENVIRONMENTAL DATA RESOURCES, LLC AND ITS SUBSIDIARIES, AFFILIATES AND THIRD PARTY SUPPLIERS DISCLAIM ALL WARRANTIES, OF ANY KIND OR NATURE, EXPRESS OR IMPLIED, ARISING OUT OF OR RELATED TO THIS REPORT OR ANY OF THE DATA AND INFORMATION PROVIDED IN THIS REPORT, INCLUDING WITHOUT LIMITATION, ANY WARRANTIES REGARDING ACCURACY, QUALITY, CORRECTNESS, COMPLETENESS, COMPREHENSIVENESS, SUITABILITY, MERCHANTABILITY, FITNESS FOR A PARTICULAR PURPOSE, TITLE, NON-INFRINGEMENT, MISAPPROPRIATION, OR OTHERWISE. ALL RISK IS ASSUMED BY THE USER. IN NO EVENT SHALL ENVIRONMENTAL DATA RESOURCES, LLC OR ITS SUBSIDIARIES, AFFILIATES OR THIRD PARTY SUPPLIERS BE LIABLE TO ANYONE FOR ANY DIRECT, INCIDENTAL, INDIRECT, SPECIAL, CONSEQUENTIAL OR OTHER DAMAGES OF ANY TYPE OR KIND (INCLUDING BUT NOT LIMITED TO LOSS OF PROFITS, LOSS OF USE, OR LOSS OF DATA) INFORMATION PROVIDED IN THIS REPORT.** Any analyses, estimates, ratings, environmental risk levels, or risk codes provided in this Report are provided for illustrative purposes only, and are not intended to provide, nor should they be interpreted as providing any facts regarding, or prediction or forecast of, any environmental risk for any property. Only an assessment performed by a qualified environmental professional can provide findings, opinions or conclusions regarding the environmental risk or conditions in, on or at any property.

Copyright 2025 by Environmental Data Resources, LLC. All rights reserved. Reproduction in any media or format, in whole or in part, of any report or map of Environmental Data Resources, LLC, or its affiliates, is prohibited without prior written permission.

EDR and its logos (including Sanborn and Sanborn Map) are trademarks of Environmental Data Resources, LLC or its affiliates. All other trademarks used herein are the property of their respective owners.

GEOCHECK® - PHYSICAL SETTING SOURCE REPORT

TARGET PROPERTY ADDRESS

981 OLD AUGUSTA ROAD, RINCON GA
981 OLD AUGUSTA ROAD CEN
RINCON, GA 31326

TARGET PROPERTY COORDINATES

Latitude (North):	32.350831 - 32° 21' 2.99''
Longitude (West):	81.171639 - 81° 10' 17.90''
Universal Tranverse Mercator:	Zone 17
UTM X (Meters):	483849.5
UTM Y (Meters):	3579147.8
Elevation:	55 ft. above sea level

USGS TOPOGRAPHIC MAP

Target Property Map:	32081-C2 RINCON, GA SC
Version Date:	1979

EDR's GeoCheck Physical Setting Source Addendum is provided to assist the environmental professional in forming an opinion about the impact of potential contaminant migration.

Assessment of the impact of contaminant migration generally has two principle investigative components:

1. Groundwater flow direction, and
2. Groundwater flow velocity.

Groundwater flow direction may be impacted by surface topography, hydrology, hydrogeology, characteristics of the soil, and nearby wells. Groundwater flow velocity is generally impacted by the nature of the geologic strata.

GEOCHECK® - PHYSICAL SETTING SOURCE SUMMARY

GROUNDWATER FLOW DIRECTION INFORMATION

Groundwater flow direction for a particular site is best determined by a qualified environmental professional using site-specific well data. If such data is not reasonably ascertainable, it may be necessary to rely on other sources of information, such as surface topographic information, hydrologic information, hydrogeologic data collected on nearby properties, and regional groundwater flow information (from deep aquifers).

TOPOGRAPHIC INFORMATION

Surface topography may be indicative of the direction of surficial groundwater flow. This information can be used to assist the environmental professional in forming an opinion about the impact of nearby contaminated properties or, should contamination exist on the target property, what downgradient sites might be impacted.

TARGET PROPERTY TOPOGRAPHY

General Topographic Gradient: General ENE

SURROUNDING TOPOGRAPHY: ELEVATION PROFILES

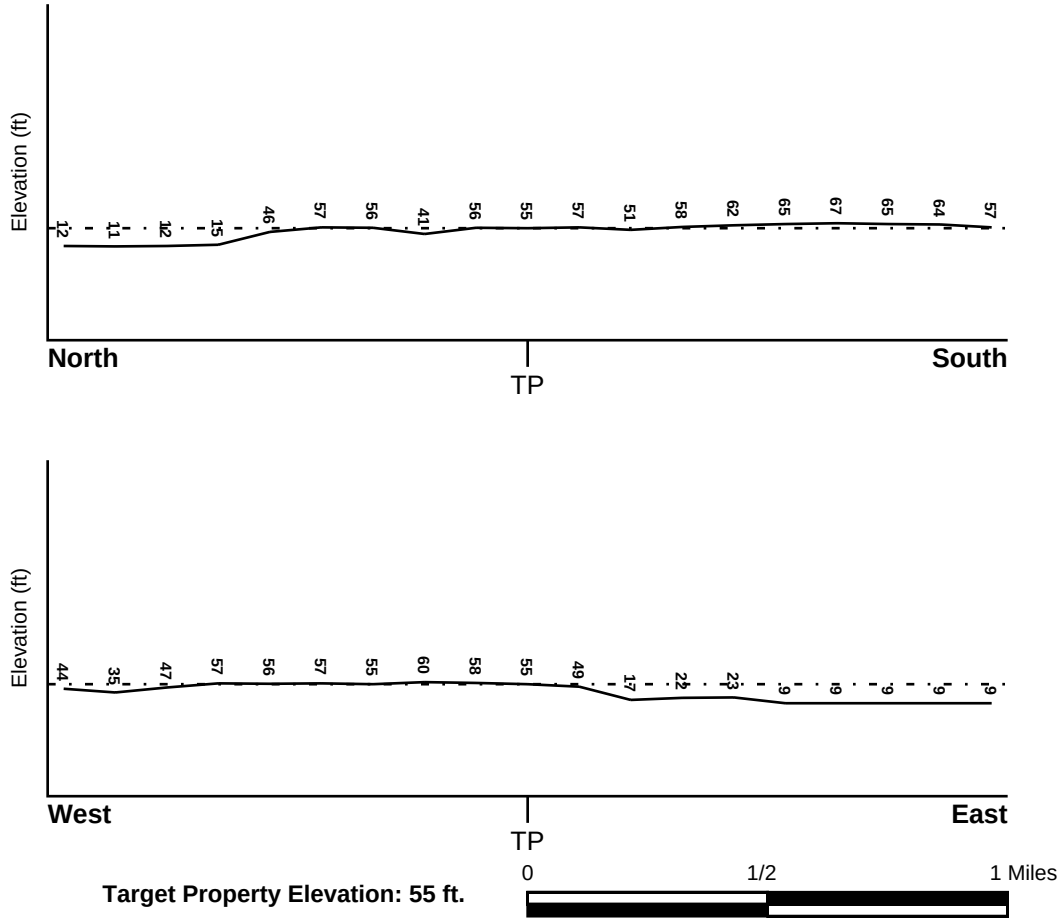

Source: Topography has been determined from the USGS 7.5' Digital Elevation Model and should be evaluated on a relative (not an absolute) basis. Relative elevation information between sites of close proximity should be field verified.

GEOCHECK® - PHYSICAL SETTING SOURCE SUMMARY

HYDROLOGIC INFORMATION

Surface water can act as a hydrologic barrier to groundwater flow. Such hydrologic information can be used to assist the environmental professional in forming an opinion about the impact of nearby contaminated properties or, should contamination exist on the target property, what downgradient sites might be impacted.

Refer to the Physical Setting Source Map following this summary for hydrologic information (major waterways and bodies of water).

FEMA FLOOD ZONE

Flood Plain Panel at Target Property	FEMA Source Type
13103C0300D	FEMA FIRM Flood data

Additional Panels in search area:	FEMA Source Type
13103C0280E	FEMA FIRM Flood data

NATIONAL WETLAND INVENTORY

NWI Quad at Target Property	NWI Electronic Data Coverage
RINCON	YES - refer to the Overview Map and Detail Map

HYDROGEOLOGIC INFORMATION

Hydrogeologic information obtained by installation of wells on a specific site can often be an indicator of groundwater flow direction in the immediate area. Such hydrogeologic information can be used to assist the environmental professional in forming an opinion about the impact of nearby contaminated properties or, should contamination exist on the target property, what downgradient sites might be impacted.

AQUIFLOW®

Search Radius: 1.000 Mile.

EDR has developed the AQUIFLOW Information System to provide data on the general direction of groundwater flow at specific points. EDR has reviewed reports submitted by environmental professionals to regulatory authorities at select sites and has extracted the date of the report, groundwater flow direction as determined hydrogeologically, and the depth to water table.

MAP ID	LOCATION FROM TP	GENERAL DIRECTION GROUNDWATER FLOW
Not Reported		

GEOCHECK® - PHYSICAL SETTING SOURCE SUMMARY

GROUNDWATER FLOW VELOCITY INFORMATION

Groundwater flow velocity information for a particular site is best determined by a qualified environmental professional using site specific geologic and soil strata data. If such data are not reasonably ascertainable, it may be necessary to rely on other sources of information, including geologic age identification, rock stratigraphic unit and soil characteristics data collected on nearby properties and regional soil information. In general, contaminant plumes move more quickly through sandy-gravelly types of soils than silty-clayey types of soils.

GEOLOGIC INFORMATION IN GENERAL AREA OF TARGET PROPERTY

Geologic information can be used by the environmental professional in forming an opinion about the relative speed at which contaminant migration may be occurring.

ROCK STRATIGRAPHIC UNIT

Era:	Cenozoic
System:	Quaternary
Series:	Pleistocene
Code:	Qp *(decoded above as Era, System & Series)*

GEOLOGIC AGE IDENTIFICATION

Category: Stratifed Sequence

Geologic Age and Rock Stratigraphic Unit Source: P.G. Schruben, R.E. Arndt and W.J. Bawiec, Geology of the Conterminous U.S. at 1:2,500,000 Scale - a digital representation of the 1974 P.B. King and H.M. Beikman Map, USGS Digital Data Series DDS - 11 (1994).

DOMINANT SOIL COMPOSITION IN GENERAL AREA OF TARGET PROPERTY

The U.S. Department of Agriculture's (USDA) Soil Conservation Service (SCS) leads the National Cooperative Soil Survey (NCSS) and is responsible for collecting, storing, maintaining and distributing soil survey information for privately owned lands in the United States. A soil map in a soil survey is a representation of soil patterns in a landscape. Soil maps for STATSGO are compiled by generalizing more detailed (SSURGO) soil survey maps. The following information is based on Soil Conservation Service STATSGO data.

Soil Component Name:	MANDARIN
Soil Surface Texture:	fine sand
Hydrologic Group:	Class C - Slow infiltration rates. Soils with layers impeding downward movement of water, or soils with moderately fine or fine textures.
Soil Drainage Class:	Somewhat poorly. Soils commonly have a layer with low hydraulic conductivity, wet state high in profile, etc. Depth to water table is 1 to 3 feet.

Hydric Status: Soil does not meet the requirements for a hydric soil.

Corrosion Potential - Uncoated Steel:	MODERATE
Depth to Bedrock Min:	> 60 inches
Depth to Bedrock Max:	> 60 inches

GEOCHECK® - PHYSICAL SETTING SOURCE SUMMARY

Soil Layer Information							
	Boundary			Classification			
Layer	Upper	Lower	Soil Texture Class	AASHTO Group	Unified Soil	Permeability Rate (in/hr)	Soil Reaction (pH)
1	0 inches	26 inches	fine sand	Granular materials (35 pct. or less passing No. 200), Fine Sand.	COARSE-GRAINED SOILS, Sands, Clean Sands, Poorly graded sand.	Max: 20.00 Min: 6.00	Max: 6.00 Min: 3.60
2	26 inches	40 inches	fine sand	Granular materials (35 pct. or less passing No. 200), Fine Sand.	COARSE-GRAINED SOILS, Sands, Clean Sands, Poorly graded sand. COARSE-GRAINED SOILS, Sands, Sands with fines, Silty Sand.	Max: 2.00 Min: 0.60	Max: 6.00 Min: 3.60
3	40 inches	73 inches	fine sand	Granular materials (35 pct. or less passing No. 200), Fine Sand.	COARSE-GRAINED SOILS, Sands, Clean Sands, Poorly graded sand.	Max: 20.00 Min: 6.00	Max: 7.30 Min: 3.60
4	73 inches	80 inches	fine sand	Granular materials (35 pct. or less passing No. 200), Fine Sand.	COARSE-GRAINED SOILS, Sands, Clean Sands, Poorly graded sand.	Max: 2.00 Min: 0.60	Max: 7.30 Min: 3.60

OTHER SOIL TYPES IN AREA

Based on Soil Conservation Service STATSGO data, the following additional subordinant soil types may appear within the general area of target property.

Soil Surface Textures: sand
loamy sand
muck
clay loam

Surficial Soil Types: sand
loamy sand
muck
clay loam

Shallow Soil Types: sand
fine sandy loam

Deeper Soil Types: sand
sandy clay loam
sandy clay

GEOCHECK® - PHYSICAL SETTING SOURCE SUMMARY

LOCAL / REGIONAL WATER AGENCY RECORDS

EDR Local/Regional Water Agency records provide water well information to assist the environmental professional in assessing sources that may impact ground water flow direction, and in forming an opinion about the impact of contaminant migration on nearby drinking water wells.

WELL SEARCH DISTANCE INFORMATION

DATABASE	SEARCH DISTANCE (miles)
Federal USGS	2.000
Federal FRDS PWS	2.000
State Database	2.000

FEDERAL USGS WELL INFORMATION

MAP ID	WELL ID	LOCATION FROM TP
A2	USGS40000260046	1/4 - 1/2 Mile NE
A3	USGS40000260045	1/2 - 1 Mile NE
7	USGS40000260019	1 - 2 Miles WSW

FEDERAL FRDS PUBLIC WATER SUPPLY SYSTEM INFORMATION

MAP ID	WELL ID	LOCATION FROM TP
1	GA1030047	1/4 - 1/2 Mile WSW
4	GA1030047	1 - 2 Miles NNW
5	GA1030076	1 - 2 Miles SW
6	GA1030067	1 - 2 Miles NNW

Note: PWS System location is not always the same as well location.

STATE DATABASE WELL INFORMATION

MAP ID	WELL ID	LOCATION FROM TP
No Wells Found		

PHYSICAL SETTING SOURCE MAP - 7909798.1s

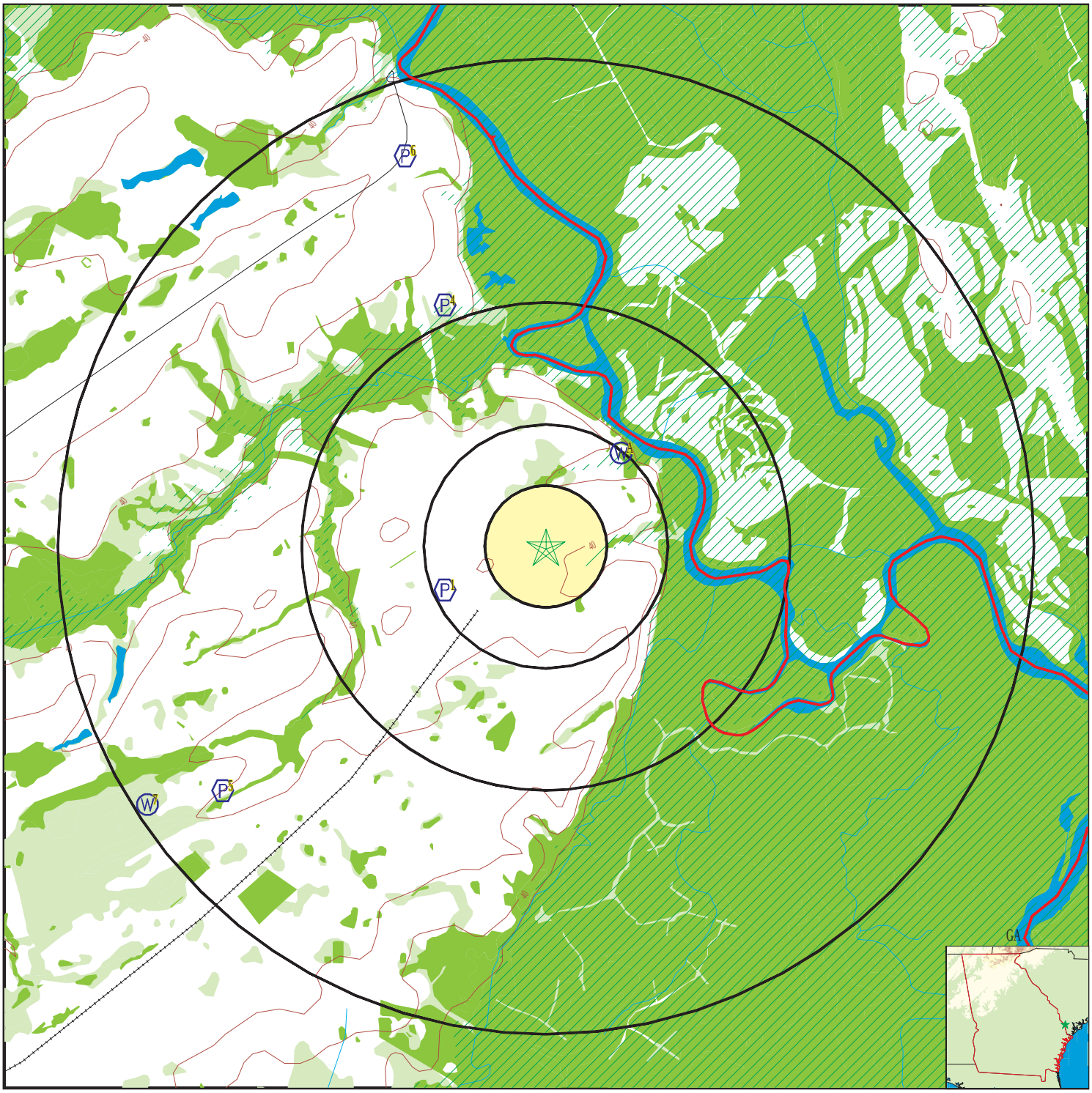

County Boundary
Major Roads
Contour Lines
Earthquake epicenter, Richter 5 or greater
Water Wells
Public Water Supply Wells
Cluster of Multiple Icons

0 1/2 1 2 Miles

Groundwater Flow Direction
Indeterminate Groundwater Flow at Location
Groundwater Flow Varies at Location
100-year flood zone
500-year flood zone
National Wetland Inventory
Wildlife Areas

N

SITE NAME:	981 Old Augusta Road, Rincon GA	CLIENT:	ARCADIS U.S., Inc.
ADDRESS:	981 Old Augusta Road Cen Rincon GA 31326	CONTACT:	Clair Lueke
LAT/LONG:	32.350831 / 81.171639	INQUIRY #:	7909798.1s
		DATE:	February 26, 2025 3:15 pm

Copyright © 2025 EDR, Inc. © 2015 TomTom Rel. 2015.

GEOCHECK® - PHYSICAL SETTING SOURCE MAP FINDINGS

Map ID
Direction
Distance
Elevation | Database | EDR ID Number

1
WSW
1/4 - 1/2 Mile
Higher | **FRDS PWS** | **GA1030047**

Epa region:	04	State:	GA
Pwsid:	GA1030047	Pwsname:	GEORGIA POWER-PLT. MCINTOSH
Cityserved:	Not Reported	Stateserved:	GA
Zipserved:	Not Reported	Fipscounty:	13103
Status:	Active	Retpopsrvd:	90
Pwssvcconn:	4	Psource longname:	Groundwater
Pwstype:	NTNCWS	Owner:	Private
Contact:	BLALOCK, TANYA D.	Contactorgname:	BLALOCK, TANYA D.
Contactphone:	404-506-7026	Contactaddress1:	241 RALPH MCGILL BLVD.
Contactaddress2:	BIN 10221	Contactcity:	ATLANTA
Contactstate:	GA	Contactzip:	30308-3374
Pwsactivitycode:	A		
Pwsid:	GA1030047	Facid:	2775
Facname:	WELL #2 PLANT	Factype:	Treatment_plant
Facactivitycode:	I	Trtobjective:	disinfection
Trtprocess:	hypochlorination, post	Factypecode:	TP
Pwsid:	GA1030047	Facid:	858
Facname:	WELL #1 AND #2 PLANT	Factype:	Treatment_plant
Facactivitycode:	A	Trtobjective:	disinfection
Trtprocess:	hypochlorination, post	Factypecode:	TP
PWS ID:	GA1030047	PWS type:	Not Reported
PWS name:	Not Reported	PWS address:	Not Reported
PWS city:	Not Reported	PWS state:	Not Reported
PWS zip:	Not Reported	PWS name:	GEORGIA POWER-PLT. MCINTOSH
PWS type code:	NTNC	Retail population served:	90
Contact:	DESHAZO, NANCY G.	Contact address:	241 RALPH MCGILL BLVD.
Contact address:	BIN 10221	Contact city:	ATLANTA
Contact state:	GA	Contact zip:	30308-3374
Contact telephone:	404-506-1309		
PWS ID:	GA1030047	Activity status:	Active
Date system activated:	Not Reported	Date system deactivated:	Not Reported
Retail population:	00000035	System name:	SAVANNAH ELEC & PWR-PLT. MCINT
System address:	PLANT MCINTOSH	System address:	POB 968
System city:	SAVANNAH	System state:	GA
System zip:	314020968		
Population served:	Under 101 Persons	Treatment:	Treated
Latitude:	320459	Longitude:	0810600
Latitude:	322154	Longitude:	0811044
Latitude:	322053	Longitude:	0811044
Violation id:	108	Orig code:	S
State:	GA	Violation Year:	2008
Contamination code:	3100	Contamination Name:	Coliform (TCR)
Violation code:	23	Violation name:	Monitoring, Routine Major (TCR)
Rule code:	110	Rule name:	TCR
Violation measur:	Not Reported	Unit of measure:	Not Reported
State mcl:	Not Reported	Cmp bdt:	04/01/2008

Cmp edt:	06/30/2008		
Violation ID:	108	Orig Code:	S
Enforcemnt FY:	2008	Enforcement Action:	08/19/2008
Enforcement Detail:	St Public Notif received	Enforcement Category:	Informal
Violation ID:	108	Orig Code:	S
Enforcemnt FY:	2008	Enforcement Action:	07/18/2008
Enforcement Detail:	St Public Notif requested	Enforcement Category:	Informal
Violation ID:	108	Orig Code:	S
Enforcemnt FY:	2008	Enforcement Action:	07/18/2008
Enforcement Detail:	St Violation/Reminder Notice		
Enforcement Category:	Informal		
PWS name:	GEORGIA POWER-PLT. MCINTOSH		
Population served:	90	PWS type code:	NTNC
Violation ID:	108	Contaminant:	Coliform (Tcr)
Violation type:	Monitoring, Routine Major (TCR)		
Compliance start date:	4/1/2008 0:00:00	Compliance end date:	6/30/2008 0:00:00
Enforcement date:	7/18/2008 0:00:00	Enforcement action:	State Violation/Reminder Notice
Violation measurement:	Not Reported		
PWS name:	GEORGIA POWER-PLT. MCINTOSH		
Population served:	90	PWS type code:	NTNC
Violation ID:	108	Contaminant:	Coliform (Tcr)
Violation type:	Monitoring, Routine Major (TCR)		
Compliance start date:	4/1/2008 0:00:00	Compliance end date:	6/30/2008 0:00:00
Enforcement date:	7/18/2008 0:00:00	Enforcement action:	State Public Notif Requested
Violation measurement:	Not Reported		
PWS name:	GEORGIA POWER-PLT. MCINTOSH		
Population served:	90	PWS type code:	NTNC
Violation ID:	108	Contaminant:	Coliform (Tcr)
Violation type:	Monitoring, Routine Major (TCR)		
Compliance start date:	4/1/2008 0:00:00	Compliance end date:	6/30/2008 0:00:00
Enforcement date:	8/19/2008 0:00:00	Enforcement action:	State Public Notif Received
Violation measurement:	Not Reported		

A2
NE
1/4 - 1/2 Mile
Lower

FED USGS **USGS40000260046**

Organization ID:	USGS-GA	Organization Name:	USGS Georgia Water Science Center
Monitor Location:	36S029	Type:	Well
Description:	Not Reported	HUC:	03060109
Drainage Area:	Not Reported	Drainage Area Units:	Not Reported
Contrib Drainage Area:	Not Reported	Contrib Drainage Area Unts:	Not Reported
Aquifer:	Not Reported	Formation Type:	Not Reported
Aquifer Type:	Not Reported	Construction Date:	Not Reported
Well Depth:	Not Reported	Well Depth Units:	Not Reported
Well Hole Depth:	Not Reported	Well Hole Depth Units:	Not Reported

GEOCHECK® - PHYSICAL SETTING SOURCE MAP FINDINGS

Map ID
Direction
Distance
Elevation | Database | EDR ID Number

A3
NE
1/2 - 1 Mile
Lower | **FED USGS** | **USGS40000260045**

Organization ID:	USGS-GA	Organization Name:	USGS Georgia Water Science Center
Monitor Location:	36S030	Type:	Well
Description:	Not Reported	HUC:	03060109
Drainage Area:	Not Reported	Drainage Area Units:	Not Reported
Contrib Drainage Area:	Not Reported	Contrib Drainage Area Unts:	Not Reported
Aquifer:	Not Reported	Formation Type:	Not Reported
Aquifer Type:	Not Reported	Construction Date:	Not Reported
Well Depth:	Not Reported	Well Depth Units:	Not Reported
Well Hole Depth:	Not Reported	Well Hole Depth Units:	Not Reported

---

4
NNW
1 - 2 Miles
Lower | **FRDS PWS** | **GA1030047**

Epa region:	04	State:	GA
Pwsid:	GA1030047	Pwsname:	GEORGIA POWER-PLT. MCINTOSH
Cityserved:	Not Reported	Stateserved:	GA
Zipserved:	Not Reported	Fipscounty:	13103
Status:	Active	Retpopsrvd:	90
Pwssvcconn:	4	Psource longname:	Groundwater
Pwstype:	NTNCWS	Owner:	Private
Contact:	BLALOCK, TANYA D.	Contactorgname:	BLALOCK, TANYA D.
Contactphone:	404-506-7026	Contactaddress1:	241 RALPH MCGILL BLVD.
Contactaddress2:	BIN 10221	Contactcity:	ATLANTA
Contactstate:	GA	Contactzip:	30308-3374
Pwsactivitycode:	A		

Pwsid:	GA1030047	Facid:	2775
Facname:	WELL #2 PLANT	Factype:	Treatment_plant
Facactivitycode:	I	Trtobjective:	disinfection
Trtprocess:	hypochlorination, post	Factypecode:	TP

Pwsid:	GA1030047	Facid:	858
Facname:	WELL #1 AND #2 PLANT	Factype:	Treatment_plant
Facactivitycode:	A	Trtobjective:	disinfection
Trtprocess:	hypochlorination, post	Factypecode:	TP

PWS ID:	GA1030047	PWS type:	Not Reported
PWS name:	Not Reported	PWS address:	Not Reported
PWS city:	Not Reported	PWS state:	Not Reported
PWS zip:	Not Reported	PWS name:	GEORGIA POWER-PLT. MCINTOSH
PWS type code:	NTNC	Retail population served:	90
Contact:	DESHAZO, NANCY G.	Contact address:	241 RALPH MCGILL BLVD.
Contact address:	BIN 10221	Contact city:	ATLANTA
Contact state:	GA	Contact zip:	30308-3374
Contact telephone:	404-506-1309		

PWS ID:	GA1030047	Activity status:	Active
Date system activated:	Not Reported	Date system deactivated:	Not Reported
Retail population:	00000035	System name:	SAVANNAH ELEC & PWR-PLT. MCINT
System address:	PLANT MCINTOSH	System address:	POB 968
System city:	SAVANNAH	System state:	GA

GEOCHECK® - PHYSICAL SETTING SOURCE MAP FINDINGS

System zip:	314020968		
Population served:	Under 101 Persons	Treatment:	Treated
Latitude:	320459	Longitude:	0810600
Latitude:	322154	Longitude:	0811044
Latitude:	322053	Longitude:	0811044
Violation id:	108	Orig code:	S
State:	GA	Violation Year:	2008
Contamination code:	3100	Contamination Name:	Coliform (TCR)
Violation code:	23	Violation name:	Monitoring, Routine Major (TCR)
Rule code:	110	Rule name:	TCR
Violation measur:	Not Reported	Unit of measure:	Not Reported
State mcl:	Not Reported	Cmp bdt:	04/01/2008
Cmp edt:	06/30/2008		
Violation ID:	108	Orig Code:	S
Enforcemnt FY:	2008	Enforcement Action:	08/19/2008
Enforcement Detail:	St Public Notif received	Enforcement Category:	Informal
Violation ID:	108	Orig Code:	S
Enforcemnt FY:	2008	Enforcement Action:	07/18/2008
Enforcement Detail:	St Public Notif requested	Enforcement Category:	Informal
Violation ID:	108	Orig Code:	S
Enforcemnt FY:	2008	Enforcement Action:	07/18/2008
Enforcement Detail:	St Violation/Reminder Notice		
Enforcement Category:	Informal		
PWS name:	GEORGIA POWER-PLT. MCINTOSH		
Population served:	90	PWS type code:	NTNC
Violation ID:	108	Contaminant:	Coliform (Tcr)
Violation type:	Monitoring, Routine Major (TCR)		
Compliance start date:	4/1/2008 0:00:00	Compliance end date:	6/30/2008 0:00:00
Enforcement date:	7/18/2008 0:00:00	Enforcement action:	State Violation/Reminder Notice
Violation measurement:	Not Reported		
PWS name:	GEORGIA POWER-PLT. MCINTOSH		
Population served:	90	PWS type code:	NTNC
Violation ID:	108	Contaminant:	Coliform (Tcr)
Violation type:	Monitoring, Routine Major (TCR)		
Compliance start date:	4/1/2008 0:00:00	Compliance end date:	6/30/2008 0:00:00
Enforcement date:	7/18/2008 0:00:00	Enforcement action:	State Public Notif Requested
Violation measurement:	Not Reported		
PWS name:	GEORGIA POWER-PLT. MCINTOSH		
Population served:	90	PWS type code:	NTNC
Violation ID:	108	Contaminant:	Coliform (Tcr)
Violation type:	Monitoring, Routine Major (TCR)		
Compliance start date:	4/1/2008 0:00:00	Compliance end date:	6/30/2008 0:00:00
Enforcement date:	8/19/2008 0:00:00	Enforcement action:	State Public Notif Received
Violation measurement:	Not Reported		

Map ID
Direction
Distance
Elevation | Database | EDR ID Number

5
SW
1 - 2 Miles
Higher

FRDS PWS **GA1030076**

Epa region:	04	State:	GA
Pwsid:	GA1030076		
Pwsname:	GEORGIA-PACIFIC CONSUMER PRODUCTS, LP		
Cityserved:	Not Reported	Stateserved:	GA
Zipserved:	Not Reported	Fipscounty:	13103
Status:	Active	Retpopsrvd:	1400
Pwssvcconn:	28	Psource longname:	Groundwater
Pwstype:	NTNCWS	Owner:	Private
Contact:	WOLFF, KELLY	Contactorgname:	WOLFF, KELLY
Contactphone:	912-826-9183	Contactaddress1:	P.O.BOX 828
Contactaddress2:	Not Reported	Contactcity:	RINCON
Contactstate:	GA	Contactzip:	31326-0828
Pwsactivitycode:	A		
Pwsid:	GA1030076	Facid:	861
Facname:	WELL TREATMENT PLANT	Factype:	Treatment_plant
Facactivitycode:	A	Trtobjective:	disinfection
Trtprocess:	hypochlorination, post	Factypecode:	TP
PWS ID:	GA1030076	PWS type:	Not Reported
PWS name:	Not Reported	PWS address:	Not Reported
PWS city:	Not Reported	PWS state:	Not Reported
PWS zip:	Not Reported	PWS ID:	GA1030076
Activity status:	Active	Date system activated:	Not Reported
Date system deactivated:	Not Reported	Retail population:	00001100
System name:	FORT HOWARD PAPER COMPANY	System address:	FORT HOWARD CORPORATION
System address:	POB 828	System city:	RINCON
System state:	GA	System zip:	313260828
Population served:	1,001 - 2,500 Persons	Treatment:	Treated
Latitude:	322010	Longitude:	0811140
Latitude:	322010	Longitude:	0811140
Latitude:	322010	Longitude:	0811140
Latitude:	322010	Longitude:	0811140

6
NNW
1 - 2 Miles
Higher

FRDS PWS **GA1030067**

Epa region:	04	State:	GA
Pwsid:	GA1030067	Pwsname:	NEW EBENEZER RETREAT CENTER
Cityserved:	Not Reported	Stateserved:	GA
Zipserved:	Not Reported	Fipscounty:	13103
Status:	Active	Retpopsrvd:	125
Pwssvcconn:	15	Psource longname:	Groundwater
Pwstype:	TNCWS	Owner:	Private
Contact:	ODOM, LEON	Contactorgname:	ODOM, LEON
Contactphone:	912-754-9242	Contactaddress1:	2887 EBENEZER RD.
Contactaddress2:	Not Reported	Contactcity:	RINCON

Contactstate:	GA	Contactzip:	31326
Pwsactivitycode:	A		
PWS ID:	GA1030067	PWS type:	Not Reported
PWS name:	Not Reported	PWS address:	Not Reported
PWS city:	Not Reported	PWS state:	Not Reported
PWS zip:	Not Reported	PWS name:	NEW EBENEZER RETREAT CENTER
PWS type code:	NC	Retail population served:	125
Contact:	ODOM, LEON	Contact address:	2887 EBENEZER RD.
Contact address:	RINCON	Contact city:	GA
Contact state:	31	Contact zip:	912-754-92
Contact telephone:	Not Reported		
PWS ID:	GA1030067	Activity status:	Active
Date system activated:	Not Reported	Date system deactivated:	Not Reported
Retail population:	00000125	System name:	NEW EBENEZER RETREAT CENTER
System address:	NEW EBENEZER RETREAT CTR.	System address:	ROUTE 1, BOX 478
System city:	RINCON	System state:	GA
System zip:	313260478		
Population served:	101 - 500 Persons	Treatment:	Untreated
Latitude:	322226	Longitude:	0811054
Violation id:	10101	Orig code:	S
State:	GA	Violation Year:	2001
Contamination code:	3100	Contamination Name:	Coliform (TCR)
Violation code:	23	Violation name:	Monitoring, Routine Major (TCR)
Rule code:	110	Rule name:	TCR
Violation measur:	0	Unit of measure:	Not Reported
State mcl:	0	Cmp bdt:	04/01/2001
Cmp edt:	06/30/2001		
Violation id:	10402	Orig code:	S
State:	GA	Violation Year:	2002
Contamination code:	3100	Contamination Name:	Coliform (TCR)
Violation code:	22	Violation name:	MCL, Monthly (TCR)
Rule code:	110	Rule name:	TCR
Violation measur:	0	Unit of measure:	Not Reported
State mcl:	0	Cmp bdt:	09/01/2002
Cmp edt:	09/30/2002		
Violation id:	10503	Orig code:	S
State:	GA	Violation Year:	2002
Contamination code:	3100	Contamination Name:	Coliform (TCR)
Violation code:	25	Violation name:	Monitoring, Repeat Major (TCR)
Rule code:	110	Rule name:	TCR
Violation measur:	Not Reported	Unit of measure:	Not Reported
State mcl:	Not Reported	Cmp bdt:	09/01/2002
Cmp edt:	09/30/2002		
Violation id:	10603	Orig code:	S
State:	GA	Violation Year:	2002
Contamination code:	3100	Contamination Name:	Coliform (TCR)
Violation code:	25	Violation name:	Monitoring, Repeat Major (TCR)
Rule code:	110	Rule name:	TCR
Violation measur:	Not Reported	Unit of measure:	Not Reported
State mcl:	Not Reported	Cmp bdt:	07/01/2002
Cmp edt:	09/30/2002		
Violation id:	10703	Orig code:	S
State:	GA	Violation Year:	2002

Contamination code:	3100	Contamination Name:	Coliform (TCR)
Violation code:	22	Violation name:	MCL, Monthly (TCR)
Rule code:	110	Rule name:	TCR
Violation measur:	Not Reported	Unit of measure:	Not Reported
State mcl:	Not Reported	Cmp bdt:	07/01/2002
Cmp edt:	09/30/2002		

Violation id:	10803	Orig code:	S
State:	GA	Violation Year:	2002
Contamination code:	3100	Contamination Name:	Coliform (TCR)
Violation code:	25	Violation name:	Monitoring, Repeat Major (TCR)
Rule code:	110	Rule name:	TCR
Violation measur:	Not Reported	Unit of measure:	Not Reported
State mcl:	Not Reported	Cmp bdt:	10/01/2002
Cmp edt:	10/31/2002		

Violation id:	10903	Orig code:	S
State:	GA	Violation Year:	2002
Contamination code:	3100	Contamination Name:	Coliform (TCR)
Violation code:	22	Violation name:	MCL, Monthly (TCR)
Rule code:	110	Rule name:	TCR
Violation measur:	Not Reported	Unit of measure:	Not Reported
State mcl:	Not Reported	Cmp bdt:	10/01/2002
Cmp edt:	10/31/2002		

Violation id:	11110	Orig code:	S
State:	GA	Violation Year:	2009
Contamination code:	3100	Contamination Name:	Coliform (TCR)
Violation code:	22	Violation name:	MCL, Monthly (TCR)
Rule code:	110	Rule name:	TCR
Violation measur:	Not Reported	Unit of measure:	Not Reported
State mcl:	Not Reported	Cmp bdt:	12/01/2009
Cmp edt:	12/31/2009		

Violation id:	11210	Orig code:	S
State:	GA	Violation Year:	2009
Contamination code:	3100	Contamination Name:	Coliform (TCR)
Violation code:	25	Violation name:	Monitoring, Repeat Major (TCR)
Rule code:	110	Rule name:	TCR
Violation measur:	Not Reported	Unit of measure:	Not Reported
State mcl:	Not Reported	Cmp bdt:	10/01/2009
Cmp edt:	12/31/2009		

Violation id:	11410	Orig code:	S
State:	GA	Violation Year:	2010
Contamination code:	3100	Contamination Name:	Coliform (TCR)
Violation code:	22	Violation name:	MCL, Monthly (TCR)
Rule code:	110	Rule name:	TCR
Violation measur:	Not Reported	Unit of measure:	Not Reported
State mcl:	Not Reported	Cmp bdt:	09/01/2010
Cmp edt:	09/30/2010		

Violation id:	11712	Orig code:	S
State:	GA	Violation Year:	2011
Contamination code:	1040	Contamination Name:	Nitrate
Violation code:	03	Violation name:	Monitoring, Regular
Rule code:	331	Rule name:	Nitrates
Violation measur:	Not Reported	Unit of measure:	Not Reported
State mcl:	Not Reported	Cmp bdt:	01/01/2011
Cmp edt:	12/31/2011		

PWS currently has or had major violation(s) or enforcement:Yes

Violation ID:	9200001	Violation source ID:	Not Reported
PWS telephone:	Not Reported	Contaminant:	Coliform (Tcr)
Violation type:	Monitoring, Routine Major (TCR)		
Violation start date:	010192	Violation end date:	033192
Violation period (months):	003	Violation awareness date:	Not Reported
Major violator:	Yes	Maximum contaminant level:	Not Reported
Number of required samples:	Not Reported	Number of samples taken:	Not Reported
Analysis method:	Not Reported	Analysis result:	Not Reported

Violation ID:	10101	Orig Code:	S
Enforcemnt FY:	2001	Enforcement Action:	07/18/2001
Enforcement Detail:	St Violation/Reminder Notice		
Enforcement Category:	Informal		

Violation ID:	10101	Orig Code:	S
Enforcemnt FY:	2001	Enforcement Action:	07/18/2001
Enforcement Detail:	St Public Notif requested	Enforcement Category:	Informal

Violation ID:	10101	Orig Code:	S
Enforcemnt FY:	2001	Enforcement Action:	08/06/2001
Enforcement Detail:	St Public Notif received	Enforcement Category:	Informal

Violation ID:	10402	Orig Code:	S
Enforcemnt FY:	2003	Enforcement Action:	10/28/2002
Enforcement Detail:	St Public Notif received	Enforcement Category:	Informal

Violation ID:	10402	Orig Code:	S
Enforcemnt FY:	2002	Enforcement Action:	09/17/2002
Enforcement Detail:	St Violation/Reminder Notice		
Enforcement Category:	Informal		

Violation ID:	10402	Orig Code:	S
Enforcemnt FY:	2003	Enforcement Action:	11/25/2002
Enforcement Detail:	St Formal NOV issued	Enforcement Category:	Informal

Violation ID:	10402	Orig Code:	S
Enforcemnt FY:	2002	Enforcement Action:	09/17/2002
Enforcement Detail:	St Public Notif requested	Enforcement Category:	Informal

Violation ID:	10503	Orig Code:	S
Enforcemnt FY:	2003	Enforcement Action:	10/21/2002
Enforcement Detail:	St Public Notif requested	Enforcement Category:	Informal

Violation ID:	10503	Orig Code:	S
Enforcemnt FY:	2003	Enforcement Action:	10/21/2002
Enforcement Detail:	St Violation/Reminder Notice		
Enforcement Category:	Informal		

Violation ID:	10503	Orig Code:	S
Enforcemnt FY:	2003	Enforcement Action:	10/21/2002
Enforcement Detail:	St Public Notif requested	Enforcement Category:	Informal

Violation ID:	10503	Orig Code:	S
Enforcemnt FY:	2003	Enforcement Action:	11/07/2002
Enforcement Detail:	St Public Notif received	Enforcement Category:	Informal

Violation ID:	10503	Orig Code:	S
Enforcemnt FY:	2003	Enforcement Action:	11/25/2002
Enforcement Detail:	St Formal NOV issued	Enforcement Category:	Informal

Violation ID:	10503	Orig Code:	S
Enforcemnt FY:	2003	Enforcement Action:	10/21/2002

Enforcement Detail: St Violation/Reminder Notice
Enforcement Category: Informal

Violation ID: 10603 Orig Code: S
Enforcemnt FY: 2003 Enforcement Action: 11/25/2002
Enforcement Detail: St Formal NOV issued Enforcement Category: Informal

Violation ID: 10603 Orig Code: S
Enforcemnt FY: 2003 Enforcement Action: 10/21/2002
Enforcement Detail: St Public Notif requested Enforcement Category: Informal

Violation ID: 10603 Orig Code: S
Enforcemnt FY: 2003 Enforcement Action: 11/14/2002
Enforcement Detail: St Public Notif received Enforcement Category: Informal

Violation ID: 10603 Orig Code: S
Enforcemnt FY: 2003 Enforcement Action: 10/21/2002
Enforcement Detail: St Violation/Reminder Notice
Enforcement Category: Informal

Violation ID: 10603 Orig Code: S
Enforcemnt FY: 2003 Enforcement Action: 10/21/2002
Enforcement Detail: St Violation/Reminder Notice
Enforcement Category: Informal

Violation ID: 10603 Orig Code: S
Enforcemnt FY: 2003 Enforcement Action: 10/21/2002
Enforcement Detail: St Public Notif requested Enforcement Category: Informal

Violation ID: 10703 Orig Code: S
Enforcemnt FY: 2003 Enforcement Action: 11/14/2002
Enforcement Detail: St Public Notif received Enforcement Category: Informal

Violation ID: 10703 Orig Code: S
Enforcemnt FY: 2003 Enforcement Action: 10/21/2002
Enforcement Detail: St Violation/Reminder Notice
Enforcement Category: Informal

Violation ID: 10703 Orig Code: S
Enforcemnt FY: 2003 Enforcement Action: 11/25/2002
Enforcement Detail: St Formal NOV issued Enforcement Category: Informal

Violation ID: 10703 Orig Code: S
Enforcemnt FY: 2003 Enforcement Action: 11/14/2002
Enforcement Detail: St Public Notif received Enforcement Category: Informal

Violation ID: 10703 Orig Code: S
Enforcemnt FY: 2003 Enforcement Action: 10/21/2002
Enforcement Detail: St Public Notif requested Enforcement Category: Informal

Violation ID: 10803 Orig Code: S
Enforcemnt FY: 2003 Enforcement Action: 12/23/2002
Enforcement Detail: St Public Notif received Enforcement Category: Informal

Violation ID: 10803 Orig Code: S
Enforcemnt FY: 2003 Enforcement Action: 11/25/2002
Enforcement Detail: St Formal NOV issued Enforcement Category: Informal

Violation ID: 10803 Orig Code: S
Enforcemnt FY: 2003 Enforcement Action: 12/05/2002
Enforcement Detail: St Violation/Reminder Notice
Enforcement Category: Informal

Violation ID:	10803	Orig Code:	S
Enforcemnt FY:	2003	Enforcement Action:	12/23/2002
Enforcement Detail:	St Public Notif received	Enforcement Category:	Informal
Violation ID:	10803	Orig Code:	S
Enforcemnt FY:	2003	Enforcement Action:	12/05/2002
Enforcement Detail:	St Public Notif requested	Enforcement Category:	Informal
Violation ID:	10903	Orig Code:	S
Enforcemnt FY:	2003	Enforcement Action:	12/05/2002
Enforcement Detail:	St Public Notif requested	Enforcement Category:	Informal
Violation ID:	10903	Orig Code:	S
Enforcemnt FY:	2003	Enforcement Action:	12/05/2002
Enforcement Detail:	St Violation/Reminder Notice		
Enforcement Category:	Informal		
Violation ID:	10903	Orig Code:	S
Enforcemnt FY:	2003	Enforcement Action:	12/05/2002
Enforcement Detail:	St Public Notif requested	Enforcement Category:	Informal
Violation ID:	10903	Orig Code:	S
Enforcemnt FY:	2003	Enforcement Action:	12/23/2002
Enforcement Detail:	St Public Notif received	Enforcement Category:	Informal
Violation ID:	10903	Orig Code:	S
Enforcemnt FY:	2003	Enforcement Action:	12/05/2002
Enforcement Detail:	St Violation/Reminder Notice		
Enforcement Category:	Informal		
Violation ID:	10903	Orig Code:	S
Enforcemnt FY:	2003	Enforcement Action:	11/25/2002
Enforcement Detail:	St Formal NOV issued	Enforcement Category:	Informal
Violation ID:	11110	Orig Code:	S
Enforcemnt FY:	2010	Enforcement Action:	12/07/2009
Enforcement Detail:	St Public Notif requested	Enforcement Category:	Informal
Violation ID:	11110	Orig Code:	S
Enforcemnt FY:	2011	Enforcement Action:	01/20/2011
Enforcement Detail:	St AO (w/penalty) issued	Enforcement Category:	Formal
Violation ID:	11110	Orig Code:	S
Enforcemnt FY:	2010	Enforcement Action:	12/07/2009
Enforcement Detail:	St Violation/Reminder Notice		
Enforcement Category:	Informal		
Violation ID:	11110	Orig Code:	S
Enforcemnt FY:	2010	Enforcement Action:	02/01/2010
Enforcement Detail:	St Public Notif received	Enforcement Category:	Informal
Violation ID:	11110	Orig Code:	S
Enforcemnt FY:	2010	Enforcement Action:	02/10/2010
Enforcement Detail:	St Formal NOV issued	Enforcement Category:	Informal
Violation ID:	11210	Orig Code:	S
Enforcemnt FY:	2010	Enforcement Action:	02/10/2010
Enforcement Detail:	St Formal NOV issued	Enforcement Category:	Informal
Violation ID:	11210	Orig Code:	S
Enforcemnt FY:	2011	Enforcement Action:	01/20/2011
Enforcement Detail:	St AO (w/penalty) issued	Enforcement Category:	Formal

Violation ID: 11210 Orig Code: S
Enforcemnt FY: 2010 Enforcement Action: 01/28/2010
Enforcement Detail: St Violation/Reminder Notice
Enforcement Category: Informal

Violation ID: 11210 Orig Code: S
Enforcemnt FY: 2010 Enforcement Action: 01/28/2010
Enforcement Detail: St Public Notif requested Enforcement Category: Informal

Violation ID: 11210 Orig Code: S
Enforcemnt FY: 2010 Enforcement Action: 03/05/2010
Enforcement Detail: St Public Notif received Enforcement Category: Informal

Violation ID: 11410 Orig Code: S
Enforcemnt FY: 2011 Enforcement Action: 01/20/2011
Enforcement Detail: St AO (w/penalty) issued Enforcement Category: Formal

Violation ID: 11410 Orig Code: S
Enforcemnt FY: 2010 Enforcement Action: 09/17/2010
Enforcement Detail: St Violation/Reminder Notice
Enforcement Category: Informal

Violation ID: 11410 Orig Code: S
Enforcemnt FY: 2010 Enforcement Action: 09/17/2010
Enforcement Detail: St Public Notif requested Enforcement Category: Informal

Violation ID: 11410 Orig Code: S
Enforcemnt FY: 2010 Enforcement Action: 09/27/2010
Enforcement Detail: St Public Notif received Enforcement Category: Informal

Violation ID: 11712 Orig Code: S
Enforcemnt FY: 2012 Enforcement Action: 01/31/2012
Enforcement Detail: St Intentional no-action Enforcement Category: Informal

Violation ID: 11712 Orig Code: S
Enforcemnt FY: 2012 Enforcement Action: 04/19/2012
Enforcement Detail: St Intentional no-action Enforcement Category: Informal

PWS name: NEW EBENEZER RETREAT CENTER
Population served: 125 PWS type code: NC
Violation ID: 10101 Contaminant: Coliform (Tcr)
Violation type: Monitoring, Routine Major (TCR)
Compliance start date: 4/1/2001 0:00:00 Compliance end date: 6/30/2001 0:00:00
Enforcement date: 7/18/2001 0:00:00 Enforcement action: State Violation/Reminder Notice
Violation measurement: 0

PWS name: NEW EBENEZER RETREAT CENTER
Population served: 125 PWS type code: NC
Violation ID: 10101 Contaminant: Coliform (Tcr)
Violation type: Monitoring, Routine Major (TCR)
Compliance start date: 4/1/2001 0:00:00 Compliance end date: 6/30/2001 0:00:00
Enforcement date: 7/18/2001 0:00:00 Enforcement action: State Public Notif Requested
Violation measurement: 0

PWS name: NEW EBENEZER RETREAT CENTER
Population served: 125 PWS type code: NC
Violation ID: 10101 Contaminant: Coliform (Tcr)
Violation type: Monitoring, Routine Major (TCR)
Compliance start date: 4/1/2001 0:00:00 Compliance end date: 6/30/2001 0:00:00
Enforcement date: 8/6/2001 0:00:00 Enforcement action: State Public Notif Received
Violation measurement: 0

PWS name: NEW EBENEZER RETREAT CENTER
Population served: 125 PWS type code: NC
Violation ID: 10402 Contaminant: Coliform (Tcr)
Violation type: Max Contaminant Level, Monthly (TCR)
Compliance start date: 9/1/2002 0:00:00 Compliance end date: 9/30/2002 0:00:00
Enforcement date: 10/28/2002 0:00:00 Enforcement action: State Public Notif Received
Violation measurement: 0

PWS name: NEW EBENEZER RETREAT CENTER
Population served: 125 PWS type code: NC
Violation ID: 10402 Contaminant: Coliform (Tcr)
Violation type: Max Contaminant Level, Monthly (TCR)
Compliance start date: 9/1/2002 0:00:00 Compliance end date: 9/30/2002 0:00:00
Enforcement date: 11/25/2002 0:00:00 Enforcement action: State Formal NOV Issued
Violation measurement: 0

PWS name: NEW EBENEZER RETREAT CENTER
Population served: 125 PWS type code: NC
Violation ID: 10402 Contaminant: Coliform (Tcr)
Violation type: Max Contaminant Level, Monthly (TCR)
Compliance start date: 9/1/2002 0:00:00 Compliance end date: 9/30/2002 0:00:00
Enforcement date: 9/17/2002 0:00:00 Enforcement action: State Violation/Reminder Notice
Violation measurement: 0

PWS name: NEW EBENEZER RETREAT CENTER
Population served: 125 PWS type code: NC
Violation ID: 10402 Contaminant: Coliform (Tcr)
Violation type: Max Contaminant Level, Monthly (TCR)
Compliance start date: 9/1/2002 0:00:00 Compliance end date: 9/30/2002 0:00:00
Enforcement date: 9/17/2002 0:00:00 Enforcement action: State Public Notif Requested
Violation measurement: 0

PWS name: NEW EBENEZER RETREAT CENTER
Population served: 125 PWS type code: NC
Violation ID: 10503 Contaminant: Coliform (Tcr)
Violation type: Monitoring, Repeat Major (TCR)
Compliance start date: 9/1/2002 0:00:00 Compliance end date: 9/30/2002 0:00:00
Enforcement date: 10/21/2002 0:00:00 Enforcement action: State Violation/Reminder Notice
Violation measurement: Not Reported

PWS name: NEW EBENEZER RETREAT CENTER
Population served: 125 PWS type code: NC
Violation ID: 10503 Contaminant: Coliform (Tcr)
Violation type: Monitoring, Repeat Major (TCR)
Compliance start date: 9/1/2002 0:00:00 Compliance end date: 9/30/2002 0:00:00
Enforcement date: 10/21/2002 0:00:00 Enforcement action: State Public Notif Requested
Violation measurement: Not Reported

PWS name: NEW EBENEZER RETREAT CENTER
Population served: 125 PWS type code: NC
Violation ID: 10503 Contaminant: Coliform (Tcr)
Violation type: Monitoring, Repeat Major (TCR)
Compliance start date: 9/1/2002 0:00:00 Compliance end date: 9/30/2002 0:00:00
Enforcement date: 11/25/2002 0:00:00 Enforcement action: State Formal NOV Issued
Violation measurement: Not Reported

PWS name: NEW EBENEZER RETREAT CENTER
Population served: 125 PWS type code: NC
Violation ID: 10503 Contaminant: Coliform (Tcr)
Violation type: Monitoring, Repeat Major (TCR)
Compliance start date: 9/1/2002 0:00:00 Compliance end date: 9/30/2002 0:00:00
Enforcement date: 11/7/2002 0:00:00 Enforcement action: State Public Notif Received

Violation measurement: Not Reported

PWS name: NEW EBENEZER RETREAT CENTER
Population served: 125 PWS type code: NC
Violation ID: 10603 Contaminant: Coliform (Tcr)
Violation type: Monitoring, Repeat Major (TCR)
Compliance start date: 7/1/2002 0:00:00 Compliance end date: 9/30/2002 0:00:00
Enforcement date: 10/21/2002 0:00:00 Enforcement action: State Violation/Reminder Notice
Violation measurement: Not Reported

PWS name: NEW EBENEZER RETREAT CENTER
Population served: 125 PWS type code: NC
Violation ID: 10603 Contaminant: Coliform (Tcr)
Violation type: Monitoring, Repeat Major (TCR)
Compliance start date: 7/1/2002 0:00:00 Compliance end date: 9/30/2002 0:00:00
Enforcement date: 10/21/2002 0:00:00 Enforcement action: State Public Notif Requested
Violation measurement: Not Reported

PWS name: NEW EBENEZER RETREAT CENTER
Population served: 125 PWS type code: NC
Violation ID: 10603 Contaminant: Coliform (Tcr)
Violation type: Monitoring, Repeat Major (TCR)
Compliance start date: 7/1/2002 0:00:00 Compliance end date: 9/30/2002 0:00:00
Enforcement date: 11/14/2002 0:00:00 Enforcement action: State Public Notif Received
Violation measurement: Not Reported

PWS name: NEW EBENEZER RETREAT CENTER
Population served: 125 PWS type code: NC
Violation ID: 10603 Contaminant: Coliform (Tcr)
Violation type: Monitoring, Repeat Major (TCR)
Compliance start date: 7/1/2002 0:00:00 Compliance end date: 9/30/2002 0:00:00
Enforcement date: 11/25/2002 0:00:00 Enforcement action: State Formal NOV Issued
Violation measurement: Not Reported

PWS name: NEW EBENEZER RETREAT CENTER
Population served: 125 PWS type code: NC
Violation ID: 10703 Contaminant: Coliform (Tcr)
Violation type: Max Contaminant Level, Monthly (TCR)
Compliance start date: 7/1/2002 0:00:00 Compliance end date: 9/30/2002 0:00:00
Enforcement date: 10/21/2002 0:00:00 Enforcement action: State Violation/Reminder Notice
Violation measurement: Not Reported

PWS name: NEW EBENEZER RETREAT CENTER
Population served: 125 PWS type code: NC
Violation ID: 10703 Contaminant: Coliform (Tcr)
Violation type: Max Contaminant Level, Monthly (TCR)
Compliance start date: 7/1/2002 0:00:00 Compliance end date: 9/30/2002 0:00:00
Enforcement date: 10/21/2002 0:00:00 Enforcement action: State Public Notif Requested
Violation measurement: Not Reported

PWS name: NEW EBENEZER RETREAT CENTER
Population served: 125 PWS type code: NC
Violation ID: 10703 Contaminant: Coliform (Tcr)
Violation type: Max Contaminant Level, Monthly (TCR)
Compliance start date: 7/1/2002 0:00:00 Compliance end date: 9/30/2002 0:00:00
Enforcement date: 11/14/2002 0:00:00 Enforcement action: State Public Notif Received
Violation measurement: Not Reported

PWS name: NEW EBENEZER RETREAT CENTER
Population served: 125 PWS type code: NC
Violation ID: 10703 Contaminant: Coliform (Tcr)
Violation type: Max Contaminant Level, Monthly (TCR)

Compliance start date: 7/1/2002 0:00:00 Compliance end date: 9/30/2002 0:00:00
Enforcement date: 11/25/2002 0:00:00 Enforcement action: State Formal NOV Issued
Violation measurement: Not Reported

PWS name: NEW EBENEZER RETREAT CENTER
Population served: 125 PWS type code: NC
Violation ID: 10803 Contaminant: Coliform (Tcr)
Violation type: Monitoring, Repeat Major (TCR)
Compliance start date: 10/1/2002 0:00:00 Compliance end date: 10/31/2002 0:00:00
Enforcement date: 11/25/2002 0:00:00 Enforcement action: State Formal NOV Issued
Violation measurement: Not Reported

PWS name: NEW EBENEZER RETREAT CENTER
Population served: 125 PWS type code: NC
Violation ID: 10803 Contaminant: Coliform (Tcr)
Violation type: Monitoring, Repeat Major (TCR)
Compliance start date: 10/1/2002 0:00:00 Compliance end date: 10/31/2002 0:00:00
Enforcement date: 12/23/2002 0:00:00 Enforcement action: State Public Notif Received
Violation measurement: Not Reported

PWS name: NEW EBENEZER RETREAT CENTER
Population served: 125 PWS type code: NC
Violation ID: 10803 Contaminant: Coliform (Tcr)
Violation type: Monitoring, Repeat Major (TCR)
Compliance start date: 10/1/2002 0:00:00 Compliance end date: 10/31/2002 0:00:00
Enforcement date: 12/5/2002 0:00:00 Enforcement action: State Violation/Reminder Notice
Violation measurement: Not Reported

PWS name: NEW EBENEZER RETREAT CENTER
Population served: 125 PWS type code: NC
Violation ID: 10803 Contaminant: Coliform (Tcr)
Violation type: Monitoring, Repeat Major (TCR)
Compliance start date: 10/1/2002 0:00:00 Compliance end date: 10/31/2002 0:00:00
Enforcement date: 12/5/2002 0:00:00 Enforcement action: State Public Notif Requested
Violation measurement: Not Reported

PWS name: NEW EBENEZER RETREAT CENTER
Population served: 125 PWS type code: NC
Violation ID: 10903 Contaminant: Coliform (Tcr)
Violation type: Max Contaminant Level, Monthly (TCR)
Compliance start date: 10/1/2002 0:00:00 Compliance end date: 10/31/2002 0:00:00
Enforcement date: 11/25/2002 0:00:00 Enforcement action: State Formal NOV Issued
Violation measurement: Not Reported

PWS name: NEW EBENEZER RETREAT CENTER
Population served: 125 PWS type code: NC
Violation ID: 10903 Contaminant: Coliform (Tcr)
Violation type: Max Contaminant Level, Monthly (TCR)
Compliance start date: 10/1/2002 0:00:00 Compliance end date: 10/31/2002 0:00:00
Enforcement date: 12/23/2002 0:00:00 Enforcement action: State Public Notif Received
Violation measurement: Not Reported

PWS name: NEW EBENEZER RETREAT CENTER
Population served: 125 PWS type code: NC
Violation ID: 10903 Contaminant: Coliform (Tcr)
Violation type: Max Contaminant Level, Monthly (TCR)
Compliance start date: 10/1/2002 0:00:00 Compliance end date: 10/31/2002 0:00:00
Enforcement date: 12/5/2002 0:00:00 Enforcement action: State Violation/Reminder Notice
Violation measurement: Not Reported

PWS name: NEW EBENEZER RETREAT CENTER
Population served: 125 PWS type code: NC

Violation ID:	10903	Contaminant:	Coliform (Tcr)
Violation type:	Max Contaminant Level, Monthly (TCR)		
Compliance start date:	10/1/2002 0:00:00	Compliance end date:	10/31/2002 0:00:00
Enforcement date:	12/5/2002 0:00:00	Enforcement action:	State Public Notif Requested
Violation measurement:	Not Reported		

7
WSW
1 - 2 Miles
Higher

FED USGS **USGS40000260019**

Organization ID:	USGS-GA	Organization Name:	USGS Georgia Water Science Center
Monitor Location:	36S033	Type:	Well
Description:	Not Reported	HUC:	03060109
Drainage Area:	Not Reported	Drainage Area Units:	Not Reported
Contrib Drainage Area:	Not Reported	Contrib Drainage Area Unts:	Not Reported
Aquifer:	Not Reported	Formation Type:	Not Reported
Aquifer Type:	Not Reported	Construction Date:	Not Reported
Well Depth:	Not Reported	Well Depth Units:	Not Reported
Well Hole Depth:	Not Reported	Well Hole Depth Units:	Not Reported

GEOCHECK® - PHYSICAL SETTING SOURCE MAP FINDINGS
RADON

AREA RADON INFORMATION

Federal EPA Radon Zone for EFFINGHAM County: 3

Note: Zone 1 indoor average level > 4 pCi/L.
: Zone 2 indoor average level >= 2 pCi/L and <= 4 pCi/L.
: Zone 3 indoor average level < 2 pCi/L.

Federal Area Radon Information for Zip Code: 31326

Number of sites tested: 6

Area	Average Activity	% <4 pCi/L	% 4-20 pCi/L	% >20 pCi/L
Living Area - 1st Floor	0.417 pCi/L	100%	0%	0%
Living Area - 2nd Floor	Not Reported	Not Reported	Not Reported	Not Reported
Basement	Not Reported	Not Reported	Not Reported	Not Reported

PHYSICAL SETTING SOURCE RECORDS SEARCHED

TOPOGRAPHIC INFORMATION

USGS 7.5' Digital Elevation Model (DEM)
Source: United States Geologic Survey
EDR acquired the USGS 7.5' Digital Elevation Model in 2002 and updated it in 2006. The 7.5 minute DEM corresponds to the USGS 1:24,000- and 1:25,000-scale topographic quadrangle maps. The DEM provides elevation data with consistent elevation units and projection.

HYDROLOGIC INFORMATION

Flood Zone Data: This data was obtained from the Federal Emergency Management Agency (FEMA). It depicts 100-year and 500-year flood zones as defined by FEMA. It includes the National Flood Hazard Layer (NFHL) which incorporates Flood Insurance Rate Map (FIRM) data and Q3 data from FEMA in areas not covered by NFHL.
Source: FEMA
Telephone: 877-336-2627
Date of Government Version: 2003, 2015

NWI: National Wetlands Inventory. This data, available in select counties across the country, was obtained by EDR in 2002, 2005, 2010 and 2015 from the U.S. Fish and Wildlife Service.

State Wetlands Data: Wetlands Inventory
Source: Georgia GIS Clearinghouse
Telephone: 706-542-1581

HYDROGEOLOGIC INFORMATION

AQUIFLOW^{R} Information System
Source: EDR proprietary database of groundwater flow information
EDR has developed the AQUIFLOW Information System (AIS) to provide data on the general direction of groundwater flow at specific points. EDR has reviewed reports submitted to regulatory authorities at select sites and has extracted the date of the report, hydrogeologically determined groundwater flow direction and depth to water table information.

GEOLOGIC INFORMATION

Geologic Age and Rock Stratigraphic Unit
Source: P.G. Schruben, R.E. Arndt and W.J. Bawiec, Geology of the Conterminous U.S. at 1:2,500,000 Scale - A digital representation of the 1974 P.B. King and H.M. Beikman Map, USGS Digital Data Series DDS - 11 (1994).

STATSGO: State Soil Geographic Database
Source: Department of Agriculture, Natural Resources Conservation Service (NRCS)
The U.S. Department of Agriculture's (USDA) Natural Resources Conservation Service (NRCS) leads the national Conservation Soil Survey (NCSS) and is responsible for collecting, storing, maintaining and distributing soil survey information for privately owned lands in the United States. A soil map in a soil survey is a representation of soil patterns in a landscape. Soil maps for STATSGO are compiled by generalizing more detailed (SSURGO) soil survey maps.

SSURGO: Soil Survey Geographic Database
Source: Department of Agriculture, Natural Resources Conservation Service (NRCS)
Telephone: 800-672-5559
SSURGO is the most detailed level of mapping done by the Natural Resources Conservation Service, mapping scales generally range from 1:12,000 to 1:63,360. Field mapping methods using national standards are used to construct the soil maps in the Soil Survey Geographic (SSURGO) database. SSURGO digitizing duplicates the original soil survey maps. This level of mapping is designed for use by landowners, townships and county natural resource planning and management.

PHYSICAL SETTING SOURCE RECORDS SEARCHED

LOCAL / REGIONAL WATER AGENCY RECORDS

FEDERAL WATER WELLS

PWS: Public Water Systems
Source: EPA/Office of Drinking Water
Telephone: 202-564-3750
Public Water System data from the Federal Reporting Data System. A PWS is any water system which provides water to at least 25 people for at least 60 days annually. PWSs provide water from wells, rivers and other sources.

PWS ENF: Public Water Systems Violation and Enforcement Data
Source: EPA/Office of Drinking Water
Telephone: 202-564-3750
Violation and Enforcement data for Public Water Systems from the Safe Drinking Water Information System (SDWIS) after August 1995. Prior to August 1995, the data came from the Federal Reporting Data System (FRDS).

USGS Water Wells: USGS National Water Inventory System (NWIS)
This database contains descriptive information on sites where the USGS collects or has collected data on surface water and/or groundwater. The groundwater data includes information on wells, springs, and other sources of groundwater.

OTHER STATE DATABASE INFORMATION

A listing of Private Water Well locations
Georgia Department of Public Health
Telephone: (404) 657-2700
A listing of Private Water Well locations

Georgia Public Supply Wells
Source: Georgia Department of Community Affairs
Telephone: 404-894-0127

USGS Georgia Water Wells
Source: USGS, Georgia District Office
Telephone: 770-903-9100

DNR Managed Lands
Source: Department of Natural Resources
Telephone: 706-557-3032
This dataset provides 1:24,000-scale data depicting boundaries of land parcels making up the public lands managed by the Georgia Department of Natural Resources (GDNR). It includes polygon representations of State Parks, State Historic Parks, State Conservation Parks, State Historic Sites, Wildlife Management Areas, Public Fishing Areas, Fish Hatcheries, Natural Areas and other specially-designated areas. The data were collected and located by the Georgia Department of Natural Resources. Boundaries were digitized from survey plats or other information.

RADON

Area Radon Information
Source: USGS
Telephone: 703-356-4020
The National Radon Database has been developed by the U.S. Environmental Protection Agency (USEPA) and is a compilation of the EPA/State Residential Radon Survey and the National Residential Radon Survey. The study covers the years 1986 - 1992. Where necessary data has been supplemented by information collected at private sources such as universities and research institutions.

EPA Radon Zones
Source: EPA
Telephone: 703-356-4020
Sections 307 & 309 of IRAA directed EPA to list and identify areas of U.S. with the potential for elevated indoor radon levels.

PHYSICAL SETTING SOURCE RECORDS SEARCHED

OTHER

Airport Landing Facilities: Private and public use landing facilities
Source: Federal Aviation Administration, 800-457-6656

Epicenters: World earthquake epicenters, Richter 5 or greater
Source: Department of Commerce, National Oceanic and Atmospheric Administration

Earthquake Fault Lines: The fault lines displayed on EDR's Topographic map are digitized quaternary faultlines, prepared in 1975 by the United State Geological Survey

STREET AND ADDRESS INFORMATION

© 2015 TomTom North America, Inc. All rights reserved. This material is proprietary and the subject of copyright protection and other intellectual property rights owned by or licensed to Tele Atlas North America, Inc. The use of this material is subject to the terms of a license agreement. You will be held liable for any unauthorized copying or disclosure of this material.





LEGEND

- ★ SITE LOCATION
- 2-MILE BUFFER OF SITE LOCATION
- PARCEL WITH WELL
- EFFINGHAM COUNTY PARCEL BOUNDARY
- APPROXIMATE PROPERTY BOUNDARY

NOTE:
AERIAL IMAGE SOURCES: DRONE IMAGERY DATED 01/22/2024; ESRI GOOGLE EARTH WEB SERVICE, ACCESSED 3/18/2025.

3,000 1,500 0 3,000

GRAPHIC SCALE IN FEET

COORDINATE SYSTEM: NAD 1983 STATEPLANE GEORGIA EAST FIPS 1001 FEET

Georgia Power

PLANT MCINTOSH

WELL LOCATION MAP

ARCADIS

FIGURE 1

PATH:T:\ ENVGA_PowerGPC_Plant_McIntosh_Pro\2025\GPC_McIntosh_Report\2025\GPC_McIntosh_Report2025.aprx\ F1_McIntosh_PublicWells Last Saved by : tdrum 3/19/2025



Roswell, GA
11545 Wills Road
Suite 100
Alpharetta, GA 30009
Phone: 770.594.5998

Savannah, GA
7414 Hodgson Memorial
Drive, Suite 2B
Savannah, GA 31406
Phone: 912.236.3471

Knoxville, TN
8848 Cedar Springs
Lane, Suite 202
Knoxville, TN 37923
Phone: 865.531.9143