Georgia Power

Georgia Power Company
Plant McIntosh Landfill No. 4

Permit No. 051-010D(CCR)
Effingham County

2025 ANNUAL GROUNDWATER MONITORING AND CORRECTIVE ACTION REPORT

Atlantic Coast Consulting, Inc.

PROFESSIONAL CERTIFICATION

This *2025 Annual Groundwater Monitoring and Corrective Action Report, Georgia Power Company – Plant McIntosh Existing Landfill No. 4* has been prepared in compliance with the United States Environmental Protection Agency Coal Combustion Residuals Rule [40 Code of Federal Regulations (CFR) 257 Subpart D], specifically § 257.90(e), and the Georgia Environmental Protection Division Rules for Solid Waste Management 391-3-4-.10 by a qualified groundwater scientist or engineer with Atlantic Coast Consulting, Inc. (ACC). I hereby certify that I am a qualified groundwater scientist, in accordance with the Georgia Rules of Solid Waste Management 391-3-4-.01.

ATLANTIC COAST CONSULTING, INC.



Charles B. Adams, P.G.
Project Manager
Date: January 30, 2026

Chad Hall, PhD, P.E.
Senior Professional Engineer
Date: January 30, 2026

SUMMARY

This summary of the *2025 Annual Groundwater Monitoring and Corrective Action Report* provides the January through December 2025 groundwater monitoring and corrective action program status for Georgia Power Company (Georgia Power) Plant McIntosh Existing Landfill No. 4 (Site). This summary was prepared by Atlantic Coast Consulting, Inc. (ACC) on behalf of Georgia Power to meet the requirements listed in Part A, Section 6[1] of the United States Environmental Protection Agency (US EPA) Coal Combustion Residuals (CCR) Rule [40 Code of Federal Regulations (CFR) 257 Subpart D].

Plant McIntosh is located at 981 Old Augusta Central Road, approximately 4 miles northeast of the City of Rincon, in Effingham County, Georgia. The Site is located on the western portion of the Plant McIntosh property.

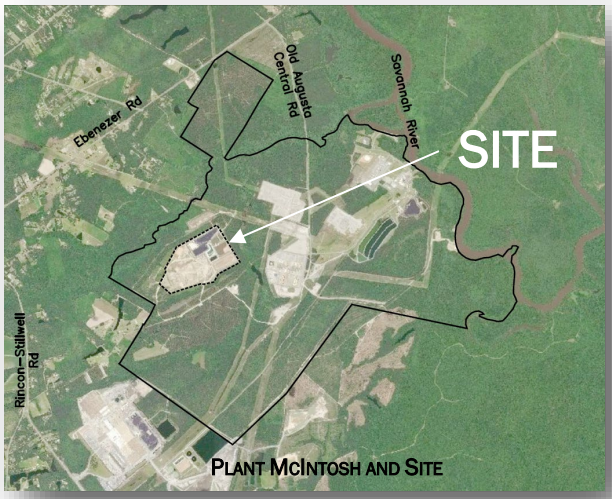

Groundwater at the Site is monitored using a comprehensive monitoring system of wells installed to meet federal and state monitoring requirements of Permit No. 051-010D(CCR). Routine sampling and reporting began after background groundwater conditions were established between August 2004 and November 2006 in accordance with the Handling Permit for CCR requirements specified in the Design and Operation (D&O) Plan. The monitoring program was modified to include Appendix III parameters[2] to meet the requirements of 40 CFR § 257.90 through § 257.95. Background groundwater conditions for Appendix III and IV parameters[3] were established between April 2016 and July 2017. During the reporting period, the Site remained in detection monitoring.

During the 2025 annual reporting period, ACC conducted semiannual groundwater sampling events in February 2025 and August 2025. Groundwater samples were submitted to Eurofins Environment Testing America (Eurofins) for analysis. Per the CCR Rule, groundwater

[1] 80 FR 21468, Apr. 17, 2015, as amended at 81 FR 51807, Aug. 5, 2016; 83 FR 36452, July 30, 2018; 85 FR 53561, Aug. 28, 2020
[2] Boron, calcium, chloride, fluoride, pH, sulfate, and total dissolved solids (TDS)
[3] Antimony, arsenic, barium, beryllium, cadmium, chromium, cobalt, fluoride, lead, lithium, mercury, molybdenum, selenium, thallium, and radium 226+228

results for February 2025 and August 2025 data were evaluated in accordance with the certified statistical methods. That evaluation did not indicate statistically significant values of required parameters in any well.

Based on review of the Appendix III statistical results completed for the groundwater monitoring and corrective action program from January through December 2025, the Site will continue in detection monitoring. Georgia Power will continue routine groundwater monitoring and reporting at the Site. Reports will be posted to Georgia Power's website and provided to the Georgia Environmental Protection Division (EPD) semiannually.

TABLE OF CONTENTS

Section Page No.

1.0 INTRODUCTION 1
1.1 Site Description and Background 1
1.2 Regional Geology and Hydrogeologic Setting 1
1.3 Groundwater Monitoring Well Network and CCR Unit Description 2
2.0 GROUNDWATER MONITORING ACTIVITIES 2
2.1 Monitoring Well Installation and Maintenance 2
2.2 Detection Monitoring Program 2
2.3 Additional Sampling 3
3.0 SAMPLE METHODOLOGY AND ANALYSIS 3
3.1 Groundwater Flow Direction, Gradient, and Velocity 3
3.2 Groundwater Sampling 4
3.3 Laboratory Analyses 4
3.4 Quality Assurance and Quality Control 5
4.0 STATISTICAL ANALYSIS 5
4.1 Methods 5
4.1.1 State Appendix I Parameters 6
4.1.2 Appendix III Parameters 6
4.2 Summary of Statistical Analyses Results for Appendix I Permit Parameters 6
4.3 Summary of Statistical Analyses Results for Appendix III Parameters 6
5.0 MONITORING PROGRAM STATUS 7
6.0 CONCLUSIONS AND FUTURE ACTIONS 7
7.0 REFERENCES 7

Tables

Table 1 – Monitoring Well Network Summary
Table 2 – Groundwater Event Summary
Table 3 – Summary of Groundwater Elevations
Table 4A – Horizontal Groundwater Flow Velocity Calculations – February 2025
Table 4B – Horizontal Groundwater Flow Velocity Calculations – August 2025
Table 5A – Groundwater Analytical Data Summary – February 2025
Table 5B – Groundwater Analytical Data Summary – August 2025
Table 6 – Statistical Method Summary

Figures

Figure 1 – Site Location Map
Figure 2 – Well Location Map
Figure 3A – Potentiometric Contour Map – February 2025
Figure 3B – Potentiometric Contour Map – August 2025

Appendices

Appendix A – Laboratory Analytical and Field Sampling Reports
Laboratory Analytical and Field Sampling Reports – February 2025 Monitoring Event
Laboratory Analytical and Field Sampling Reports – August 2025 Monitoring Event
Appendix B – Statistical Analysis Reports
Statistical Analysis Reports – February 2025 Monitoring Event
Statistical Analysis Reports – August 2025 Monitoring Event

1.0 INTRODUCTION

In accordance with the United States Environmental Protection Agency (US EPA) Coal Combustion Residuals (CCR) Rule [40 Code of Federal Regulations (CFR) 257 Subpart D] and the Georgia Environmental Protection Division (EPD) Rules for Solid Waste Management 391-3-4-.10, Atlantic Coast Consulting, Inc. (ACC) has prepared this *2025 Annual Groundwater Monitoring and Corrective Action Report* to document groundwater monitoring activities conducted at the Georgia Power Company (Georgia Power) Plant McIntosh Existing Landfill No. 4 (Site). Semiannual monitoring and reporting for the CCR Unit are performed in accordance with the monitoring requirements of 40 CFR § 257.90 through § 257.95 of the Federal CCR Rule and Georgia EPD Rules for Solid Waste Management 391-3-4-.10(6)(a).

Groundwater monitoring is performed in accordance with Handling Permit for CCR, Permit No. 051-010D(CCR) issued by Georgia EPD April 19, 2023. The previous requirements of Solid Waste Permit No. 051-010D(LI) are incorporated into Permit No. 051-010D(CCR).

This report provides the results of the sampling events conducted in February 2025 and August 2025 and includes: (1) results for the list of parameters from Appendix I of 40 CFR § 258 included in the Groundwater Monitoring Plan in the permit; and (2) CCR detection monitoring sampling events for 40 CFR § 257 Appendix III parameters.

This document serves as the *2025 Annual Groundwater Monitoring and Corrective Action Report* in accordance with Georgia EPD Rule 391-3-4-.10(6)(a).

1.1 Site Description and Background

Plant McIntosh is located at 981 Old Augusta Central Road, in Effingham County, Georgia, approximately 4 miles northeast of the City of Rincon, and 20 miles north of the City of Savannah. The plant is situated on approximately 2,300 acres (Figure 1, Site Location Map) west of the Savannah River. The Site is located on the western portion of the plant property.

Landfill No. 4 is comprised of Cells 1 and 2A (Figure 2, Well Location Map). Closure construction for Cell 1 of Landfill No. 4 began in June 2015 and final cover construction was completed in August 2016. Georgia Power began construction of Cell 2A in June 2015 and received approval to begin receiving solid waste for disposal on July 20, 2017. Cell 2A of Landfill No. 4 began receiving CCR waste in September 2017. Cell 2A was covered with interim cover in May 2022. In a letter dated December 11, 2023, Georgia EPD acknowledged that the construction activities were completed in accordance with permit documents. Cells 2B, 3, and 4 are for future development.

1.2 Regional Geology and Hydrogeologic Setting

Plant McIntosh is located in the Atlantic Coastal Plain Physiographic Province and situated on sediments that were deposited from the Cretaceous to Pleistocene periods. Regional lithology consists of stratified marine deposits and materials eroded from crystalline rock of the Piedmont Physiographic Province. Boring logs describe soils as interbedded clays, silts, and sands typical of Atlantic Coastal Plain sediments (GEI, 2018).

Monitoring wells and piezometers are screened in the surficial aquifer between approximately 40 and 10 feet North American Vertical Datum of 1988 (NAVD88). The predominant groundwater flow direction is generally to the north but ranges from northeast near Cell 1 to north-northwest near Cell 2B.

1.3 Groundwater Monitoring Well Network and CCR Unit Description

A groundwater monitoring system was installed within the uppermost aquifer at Plant McIntosh Existing Landfill No. 4. The monitoring system is designed to monitor groundwater within the uppermost aquifer passing the waste boundary of the CCR Unit. Table 1, Monitoring Well Network Summary, provides well construction details and Figure 2 shows the monitoring well locations. The monitoring system forms a perimeter network around Cells 1, 2A, and proposed 2B (Figure 2). Since Cell 2B has not been developed, monitoring network wells associated with this cell are considered background monitoring locations until future cell construction occurs. Wells were located to serve as upgradient and downgradient monitoring points based on groundwater flow direction.

2.0 GROUNDWATER MONITORING ACTIVITIES

Pursuant to 40 CFR § 257.90(e), the following describes monitoring-related activities performed during the semiannual monitoring events and discusses any change in status of the monitoring program. All groundwater sampling was performed in accordance with 40 CFR § 257.93. Samples were collected in February 2025 and August 2025 from each well in the certified monitoring system shown on Figure 2. Pursuant to 40 CFR § 257.90(e)(3), a summary and description of groundwater sampling events completed at the Site during the annual period is shown on Table 2, Groundwater Event Summary.

2.1 Monitoring Well Installation and Maintenance

There were no changes to the groundwater monitoring system during the reporting period. The network remains the same as in the previous reporting period and is depicted on Figure 2. Monitoring well-related activities were limited to the following: visual inspection of well conditions prior to sampling, recording the site conditions, and performing exterior maintenance to provide safe access for sampling.

Monitoring wells are inspected semiannually to determine if any repairs or corrective actions are necessary to meet the requirements of the Georgia Water Well Standards Act (O.C.G.A. § 12-5-134(5)(d)(vii)). Monitoring wells were inspected as documented in Appendix A, Laboratory Analytical and Field Sampling Reports. Well inspections and corrective actions were performed under the direction of a professional geologist registered in the State of Georgia.

2.2 Detection Monitoring Program

Detection monitoring is performed on a semiannual basis in accordance with the approved Georgia EPD CCR Permit and the Site's Groundwater Monitoring Plan. Semiannual sampling events were conducted in February 2025 and August 2025.

Groundwater samples from wells in the detection monitoring system were collected from each monitoring well and analyzed for:

- A state-modified Appendix I list of detection parameters according to Georgia EPD Rules for Solid Waste Management 391-3-4-.14 and the approved Groundwater Monitoring Plan. The state-modified parameter list includes antimony, arsenic, barium, beryllium, cadmium, chromium, cobalt, copper, lead, nickel, selenium, silver, thallium, vanadium, and zinc; and
- Appendix III parameters according to 40 CFR § 257.94(a).

Laboratory analytical data packages for the semiannual detection monitoring events in February 2025 and August 2025 and selected ions from the February 2025 event are included in Appendix A.

2.3 Additional Sampling

Additional geochemical analytical data were collected for evaluation purposes during the February 2025 event.

3.0 SAMPLE METHODOLOGY AND ANALYSIS

The following sections describe the methods used to conduct groundwater monitoring at the Site.

3.1 Groundwater Flow Direction, Gradient, and Velocity

Prior to the sampling event, groundwater elevations were recorded from each monitoring well and piezometer in the network at the Site. Groundwater elevations recorded during the monitoring events are summarized in Table 3, Summary of Groundwater Elevations. Groundwater elevation data were used to develop Figures 3A and 3B, Potentiometric Contour Map – February 2025 and August 2025, respectively. As shown on the figures, the flow direction is generally to the north but ranges from slightly northeast near Cell 1 to north-northwest near Cells 2A and 2B. Groundwater flow patterns observed during the February 2025 and August 2025 monitoring events are consistent with historical patterns.

The groundwater flow velocity at the Site was calculated using a derivation of Darcy's Law. Specifically:

Equation

$$v = \frac{K(i)}{ne}$$

where: v = groundwater velocity
K = hydraulic conductivity
i = hydraulic gradient
ne = effective porosity

The groundwater flow velocity was calculated for the Site based on average hydraulic gradients, hydraulic conductivity based on the geometric mean aquifer rising head test data, and an estimated effective porosity of 0.20. The groundwater flow velocity has been calculated and is tabulated on Tables 4A and 4B, Horizontal Groundwater Flow Velocity Calculations – February 2025 and August 2025, respectively. The calculated average flow velocity was approximately 0.053 feet per day during the February 2025 event and 0.057 feet per day during the August 2025 event.

The calculated groundwater velocity across the Site is generally consistent with historical calculations and with the expected velocity in the Site-specific geology, therefore confirming the groundwater monitoring network is properly located to monitor the uppermost aquifer.

3.2 Groundwater Sampling

Groundwater samples were collected using low-flow sampling procedures in accordance with 40 CFR § 257.93(a). Purging and sampling was performed using either a peristaltic pump or non-dedicated QED bladder pump. In all cases, pump intakes were located at the midpoint of the well screen (or as appropriate determined by the water level). All non-disposable equipment was decontaminated before use and between well locations using as a guide the procedures described in the latest version of the Region 4 US EPA Lab Services and Applied Science Division (LSASD) Operating Procedure for Field Equipment Cleaning and Decontamination (US EPA, 2025).

An AquaTroll (In-Situ field instrument) water quality meter was used to monitor and record field parameters (pH, specific conductance, oxidation-reduction potential [ORP], dissolved oxygen [DO], and temperature) during well purging prior to sampling. Turbidity was measured using a Hach 2100Q portable turbidity meter. Groundwater samples were collected when the following stabilization criteria were met:

- ± 0.1 standard units for pH,
- ± 5% for specific conductance,
- ± 10% or 0.2 milligrams per liter (mg/L), whichever is greater, for DO where DO > 0.5 mg/L. No criterion applies if DO < 0.5 mg/L,
- Turbidity measurements less than 5 nephelometric turbidity units (NTU).

Once stabilization was achieved, samples were collected directly into appropriately preserved laboratory-supplied sample containers. Sample bottles were placed in ice-packed coolers and submitted to Eurofins Environment Testing America (Eurofins) following chain-of-custody protocol. Stabilization logs and field calibration logs for each well during the monitoring event are included in Appendix A.

3.3 Laboratory Analyses

Analytical methods used for groundwater monitoring parameters are provided in laboratory reports in Appendix A. Samples were analyzed for Appendix I and Appendix III parameters required by the current state permit during the monitoring events performed in February 2025 and August 2025. Analytical data collected during the monitoring event are summarized in Tables 5A and 5B, Groundwater Analytical Data Summary – February 2025 and August 2025, respectively. Additional geochemical analytical data collected during the February 2025 monitoring event are also summarized in Table 5A.

Laboratory analyses were performed by Eurofins. Eurofins is accredited by the National Environmental Laboratory Accreditation Program (NELAP) and maintains a NELAP certification for all parameters analyzed for this project. In addition, Eurofins is certified to perform analysis by the State of Georgia. Laboratory reports and chain-of-custody records for the monitoring event are presented in Appendix A.

3.4 Quality Assurance and Quality Control

During each sampling event, quality assurance/quality control (QA/QC) samples are collected at a rate of at least one set of QA/QC equipment rinsate blanks per every 10 samples and at least one set of QA/QC field blanks and field duplicate samples per every 20 samples. QA/QC sample data were evaluated during data validation and are included in Appendix A.

Groundwater quality data in this report were validated in accordance with US EPA guidance (US EPA, 2011) and the analytical methods. Data validation generally consisted of reviewing sample integrity, holding times, laboratory method blanks, laboratory control samples, matrix spike/matrix spike duplicate recoveries and relative percent differences (RPDs), post digestion spikes, laboratory and field duplicate RPDs, field and equipment blanks, and reporting limits. The validated data meet project objectives and the associated data validation reports are provided in Appendix A, along with the laboratory reports.

Values followed by a "J" flag in Tables 5A and 5B indicate that the value is an estimated parameter concentration detected between the method detection limit and the laboratory reporting limit. The estimated value is positively identified but is below the lowest level that can be reliably achieved within specified limits of precision and accuracy under routine laboratory operating conditions.

4.0 STATISTICAL ANALYSIS

Statistical analysis of groundwater monitoring data was performed by Groundwater Stats Consulting, LLC using the appropriate certified statistical methodology for the Site. A summary of the statistical methodology used at the Site for routine groundwater monitoring is provided in Table 6, Statistical Method Summary. Statistical analysis methods and results are provided in Appendix B, Statistical Analysis Reports. A summary of methods and results is provided in the following sections.

4.1 Methods

The statistical method used at the Site was developed by Groundwater Stats Consulting, LLC, using methodology presented in *Statistical Analysis of Groundwater Data at RCRA Facilities, Unified Guidance*, March 2009, US EPA 530/ R-09-007 (US EPA, 2009). To develop the statistical methods, analytical data collected during the background period were evaluated and used to develop statistical limits for each Appendix I and Appendix III parameter. Sanitas groundwater statistical software was used to screen the data and perform the statistical analyses. Sanitas is a decision support software package that incorporates the statistical tests required of Subtitle C and D facilities by US EPA regulations.

Statistical analysis of the February 2025 and August 2025 monitoring data included a two-step analysis similar in concept to the procedure used in compliance monitoring programs where an interwell statistical limit is used to determine background (US EPA Unified Guidance [2009], Chapter 7, Section 7.5).

Statistically significant increasing trends identified in upgradient wells are not considered statistically significant increases (SSIs) and are used only for evaluation of natural variability in

background conditions. Typically, when changes in concentrations are present upgradient of the facility, it is an indication of naturally changing groundwater quality.

4.1.1 State Appendix I Parameters

Statistical tests used to evaluate the groundwater monitoring data consist of intrawell prediction limits combined with a 1-of-2 verification resample plan for all required Appendix I parameters. Intrawell prediction limits are constructed from historical data within a given well, and the most recent sample is compared to background. Intrawell statistical methods are a conservative first step that may be overly sensitive to natural variation, particularly for nonparametric limits with small background sample sizes. Therefore, for instances where an apparent Appendix I SSI is identified by intrawell statistical methods, interwell statistical methods may be used as a reasonable second step to determine if the initial exceedance is below sitewide background.

If data from a sampling event initially exceed the prediction limit, the resampling strategy may be used to verify the result. In 1-of-2 resampling, one independent resample may be collected and evaluated within 90 days to determine whether the initial exceedance is verified. If the resample exceeds the prediction limit, the initial exceedance is verified, and an SSI is identified. When a resample result does not verify the initial result and does not exceed the prediction limit, there is no SSI. If resampling is not performed, the initial exceedance is a confirmed exceedance.

4.1.2 Appendix III Parameters

Statistical tests used to evaluate the groundwater monitoring data consist of interwell prediction limits combined with a 1-of-2 verification resample plan for Appendix III parameters boron, calcium, chloride, fluoride, pH, and total dissolved solids (TDS). Interwell prediction limits pool upgradient well data to establish a background limit for an individual parameter, and the most recent sample from each downgradient well is compared to the same limit for each parameter.

Monitoring results for sulfate were evaluated using intrawell prediction limits combined with a 1-of-2 verification resample plan. Where an intrawell statistical exceedance for sulfate is identified, interwell statistical methods may be used to determine if the initial exceedance is below sitewide background prior to SSI identification.

4.2 Summary of Statistical Analyses Results for Appendix I Permit Parameters

No exceedances of Appendix I parameters were identified from downgradient samples during the February 2025 and August 2025 semiannual events.

4.3 Summary of Statistical Analyses Results for Appendix III Parameters

No exceedances of Appendix III parameters were identified during the February 2025 and August 2025 semiannual events.

5.0 MONITORING PROGRAM STATUS

There were no SSIs for Appendix I or Appendix III parameters during the annual reporting period. Therefore, the Site remains in detection monitoring.

6.0 CONCLUSIONS AND FUTURE ACTIONS

This *2025 Annual Groundwater Monitoring and Corrective Action Report* for Georgia Power Company's Plant McIntosh Existing Landfill No. 4 was prepared to fulfill the requirements of US EPA's CCR Rule and Georgia EPD Rules for Solid Waste Management Chapter 391-3-4-.10.

Statistical evaluations of the groundwater monitoring data did not identify any SSIs for Appendix I or Appendix III parameters. The Site will remain in detection monitoring.

The next semiannual detection monitoring event is tentatively scheduled for February 2026.

7.0 REFERENCES

Atlantic Coast Consulting, Inc. (ACC), 2020a. *August 2020 Alternate Source Demonstration*. August 2020.

Atlantic Coast Consulting, Inc. (ACC), 2020b. *September 2020 Well Installation Addendum*. September 2020.

ERM, 2018. *Alternate Source Demonstration – Plant McIntosh Coal Combustion By-product Landfill No. 4*. January 2018.

GEI, 2018. *Hydrogeologic Assessment Report (Revision 01) – Plant McIntosh Ash Pond 1 (AP-1)*. November 2018 (revised December 2019).

GEI, 2019. *Alternate Source Demonstration – Plant McIntosh Landfill No. 4*. February 2019.

GEI, 2020. *Alternate Source Demonstration – Plant McIntosh Landfill No. 4*. April 2020.

GEI, 2022. *Groundwater Monitoring Plan – Plant McIntosh CCR Landfill No. 4, Effingham County, Georgia*. September 2022.

Georgia Environmental Protection Division, 1997. *Criteria for Performing Site Acceptability Studies for Solid Waste Landfills in Georgia – Circular 14.*

Georgia Power, 2022. *Groundwater Monitoring Plan, Plant McIntosh CCR Landfill No. 4, Effingham County, Georgia*, September 2022.

Groundwater Stats Consulting, 2025. Plant McIntosh Landfill No. 4 – Assessment Monitoring – February 2025. August 2025.

Groundwater Stats Consulting, 2026. Plant McIntosh Landfill No. 4 – August 2025 Sample Event Statistical Analysis. January 2026.

MacStat Consulting, Ltd., 2017. *Statistical Analysis Plan – Plant McIntosh Landfill No. 4*.

Sanitas: Groundwater Statistical Software, Sanitas Technologies, Shawnee, KS, 2007.

Southern Company Services - Earth Science and Environmental Engineering (SCS ES&EE), 2002. *Savannah Electric Plant McIntosh Proposed Ash Monofill Site Acceptability Report*. July 2002.

US EPA, 1989. Waste Management Division Office of Solid Waste, EPA 530/SW89-031 Interim Final RCRA Facility Investigation (RFI) Guidance, Volume II of IV.

US EPA, 2009. *Unified Guidance*, Statistical Analysis of Groundwater Monitoring Data at RCRA Facilities. Office of Solid Waste Management Division, US EPA, Washington, D.C.

US EPA, 2011. *Region IV Data Validation Standard Operating Procedures.* Science and Ecosystem Support Division. Athens, Georgia.

US EPA, 2017. *National Functional Guidelines for Inorganic Superfund Methods Data Review,* Office of Superfund Remediation and Technology Innovation. OLEM 9355.0-135 [US EPA-540-R-2017-001]. Washington, DC.

US EPA, 2025. Field Equipment Cleaning and Decontamination – Operating Procedure: LSASDPROC-205-R5, Athens, Georgia, 16 p.

US EPA, 2025. Groundwater Sampling – Operating Procedure: LSASDPROC-301-R7, Athens, Georgia, 36 p.

TABLES

Table 1
Monitoring Well Network Summary
Georgia Power Company
Plant McIntosh Landfill No. 4
Effingham County, GA

ATLANTIC COAST CONSULTING, INC.

Well ID	Well Designation	Location	Northing	Easting	Ground Surface Elevation (feet)	Top of Casing Elevation (feet)	Top of Screen Elevation (feet)	Bottom of Screen Elevation (feet)	Total Well Depth from (Feet Below Top of Casing)	Groundwater Zone Screened	Installation Date
GWC-1	Detection	Downgradient	855444.67	958416.09	44.06	46.85	29.06	19.06	28.29	ML, SP	08/17/2004
GWA-2	Detection	Upgradient	855307.00	958105.74	50.46	53.43	35.46	25.46	28.47	SP	08/17/2004
GWA-3	Detection	Upgradient	855168.65	957788.07	54.94	57.75	29.94	19.94	38.31	SP	08/17/2004
GWA-4A	Detection	Upgradient	855352.40	957496.55	61.90	65.00	40.00	30.00	39.00	ML, SW	08/04/2016
GWA-5	Detection	Upgradient	855677.36	957324.69	58.88	62.09	30.88	20.88	41.71	ML, SP	08/18/2004
GWC-9	Detection	Downgradient	856726.86	957902.73	50.83	53.38	25.83	15.83	38.05	SP	08/16/2004
GWC-10	Detection	Downgradient	856427.33	958081.67	46.73	49.39	26.73	16.73	33.16	ML, SP	08/19/2004
GWC-11	Detection	Downgradient	856116.10	958251.47	55.02	57.74	25.02	15.02	43.22	ML, CL, SP	08/18/2004
GWC-12	Detection	Downgradient	855803.06	958419.42	54.45	57.05	26.45	16.45	41.10	ML, SP	08/18/2004
GWA-13	Detection	Upgradient	855669.78	957006.93	57.92	60.93	31.12	21.12	40.11	SP, SW-SC, CH	10/23/2015
GWA-14	Detection	Upgradient	855474.34	956656.93	58.76	61.59	21.99	11.99	49.90	SP-SM, SW-SM	10/27/2015
GWA-15	Detection	Upgradient	855322.04	956314.43	53.76	56.86	26.86	16.86	40.30	CH, SP-SM, SW-SC	10/27/2015
GWA-16	Detection	Upgradient	855639.94	956094.72	51.49	54.67	24.70	14.70	40.27	SP, SW-SM	10/27/2015
GWC-17*	Detection	Upgradient	856011.11	956102.53	51.50	54.29	24.54	14.54	40.05	SW-SM, SP-SC	10/28/2015
GWC-18*	Detection	Upgradient	856205.60	956438.23	56.62	59.74	27.84	17.84	42.20	SP-SC, SW, SP-SM, ML	10/29/2015
GWC-19	Detection	Downgradient	856400.67	956801.55	51.00	53.59	26.94	16.94	36.95	SW-SC, SW, SP-SM, ML	10/29/2015
GWC-20	Detection	Downgradient	856561.94	957093.84	44.35	47.36	27.53	17.53	30.13	SW, MH	10/30/2015
GWC-21	Detection	Downgradient	856734.02	957390.27	42.31	45.22	28.36	18.36	27.16	SW, SW-SC, SP-SM, MH, ML	11/04/2015
PZ-22	Piezometer	Downgradient	856950.76	957722.56	47.84	51.17	29.82	19.82	31.65	SP, SM	11/04/2015
GWC-23	Detection	Downgradient	856905.61	957714.35	49.45	52.43	29.70	19.70	33.70	CL, SM, ML	05/26/2016

Notes:
Elevations shown are in datum NAVD88, which indicates feet in elevation referenced to the North American Vertical Datum 1988.
Well screen elevations are calculated by subtracting the depths to top and bottom of the well screen from the ground surface elevation.
Northings and eastings are feet relative to North American Datum 1983, State Plane Georgia East Zone.
* Wells GWC-17 and GWC-18 were approved by Georgia EPD for use in the background monitoring pool until Cell 2B is constructed and waste is placed.
Groundwater Zone Screened designations are ASTM D2487-17e1 Standard Practice for Classification of Soils for Engineering Purposes (Unified Soil Classification System), where applicable.

Table 2
Groundwater Event Summary
Georgia Power Company
Plant McIntosh Landfill No. 4
Effingham County, GA

Well ID	Hydraulic Location	Well Designation	February 3-5, 2025	August 4-6, 2025
			Semiannual Detection Event	Semiannual Detection Event
Georgia Power Company - Plant McIntosh - Landfill No. 4				
GWC-1	Downgradient	Detection	X	X
GWA-2	Upgradient	Detection	X	X
GWA-3	Upgradient	Detection	X	X
GWA-4A	Upgradient	Detection	X	X
GWA-5	Upgradient	Detection	X	X
GWC-9	Downgradient	Detection	X	X
GWC-10	Downgradient	Detection	X	X
GWC-11	Downgradient	Detection	X	X
GWC-12	Downgradient	Detection	X	X
GWA-13	Upgradient	Detection	X	X
GWA-14	Upgradient	Detection	X	X
GWA-15	Upgradient	Detection	X	X
GWA-16	Upgradient	Detection	X	X
GWC-17	Upgradient	Detection	X	X
GWC-18	Upgradient	Detection	X	X
GWC-19	Downgradient	Detection	X	X
GWC-20	Downgradient	Detection	X	X
GWC-21	Downgradient	Detection	X	X
GWC-23	Downgradient	Detection	X	X

Notes:
X - Indicates well sampled during event
Semiannual Detection Event includes Appendix III and Appendix I parameters.

Table 3
Summary of Groundwater Elevations
Georgia Power Company
Plant McIntosh Landfill No. 4
Effingham County, GA

		February 2025		August 2025	
Well ID	Top of Casing Elevation (feet)	Depth to Water (feet)	Groundwater Elevation (feet)	Depth to Water (feet)	Groundwater Elevation (feet)
GWC-1	46.85	14.86	31.99	14.67	32.18
GWA-2	53.43	16.65	36.78	16.03	37.40
GWA-3	57.75	21.62	36.13	19.94	37.81
GWA-4A	65.00	25.94	39.06	24.35	40.65
GWA-5	62.09	24.93	37.16	23.44	38.65
GWC-9	53.38	29.49	23.89	29.47	23.91
GWC-10	49.39	24.88	24.51	24.96	24.43
GWC-11	57.74	33.35	24.39	33.42	24.32
GWC-12	57.05	27.03	30.02	26.77	30.28
GWA-13	60.93	25.51	35.42	24.82	36.11
GWA-14	61.59	26.51	35.08	26.02	35.57
GWA-15	56.86	22.95	33.91	22.40	34.46
GWA-16	54.67	24.80	29.87	24.41	30.26
GWC-17	54.29	27.67	26.62	27.43	26.86
GWC-18	59.74	35.89	23.85	35.75	23.99
GWC-19	53.59	29.88	23.71	29.73	23.86
GWC-20	47.36	23.24	24.12	23.00	24.36
GWC-21	45.22	21.27	23.95	21.03	24.19
PZ-22	51.17	28.00	23.17	27.87	23.30
GWC-23	52.43	29.11	23.32	28.98	23.45

Notes:
Elevations referenced to the North American Vertical Datum 1988.
Groundwater elevations measured February 3, 2025 and August 4, 2025.

Table 4A
Horizontal Groundwater Flow Velocity Calculations - February 2025
Georgia Power Company
Plant McIntosh Landfill No. 4
Effingham County, GA

Well Pair	Groundwater Elevations in Well Pairs (feet)		Change in Elevation (feet)	Distance Between Well 1 and Well 2 (feet)	Hydraulic Gradient (i)	Average Hydraulic Conductivity (K) (feet per day)	Estimated Effective Porosity (ne)	Calculated Groundwater Flow Velocity (feet per day)	Calculated Groundwater Flow Velocity (feet per year)
GWA-14 to GWC-18	35.08	23.85	11.23	763.5	0.015	0.86	0.20	0.064	24
GWA-3 to GWC-11	36.13	24.39	11.74	1055	0.011	0.86	0.20	0.047	17
GWA-5 to GWC-23	37.16	23.32	13.84	1289	0.011	0.86	0.20	0.047	17
Average					**0.012**	**0.86**	**0.20**	**0.053**	**19**

Notes:
In-situ hydraulic conductivity (slug) tests at the Site calculated an average of 0.859 feet per day (Site Acceptability Report, Southern Company Services, 2002).
Effective porosity of 20% was selected for Silty Sands from Interim Final RCRA Investigation (EPA, 1989).
See Figure 3A for illustrated flow paths.
Groundwater flow velocity equation: V = (K* i)/ne, where V is groundwater velocity, K is hydraulic conductivity, i is hydraulic gradient, and ne is effective porosity.

Table 4B
Horizontal Groundwater Flow Velocity Calculations - August 2025
Georgia Power Company
Plant McIntosh Landfill No. 4
Effingham County, GA

Well Pair	Groundwater Elevations in Well Pairs (feet)		Change in Elevation (feet)	Distance Between Well 1 and Well 2 (feet)	Hydraulic Gradient (i)	Average Hydraulic Conductivity (K) (feet per day)	Estimated Effective Porosity (ne)	Calculated Groundwater Flow Velocity (feet per day)	Calculated Groundwater Flow Velocity (feet per year)
GWA-14 to GWC-18	35.57	23.99	11.58	763.5	0.015	0.86	0.20	0.064	24
GWA-3 to GWC-11	37.81	24.32	13.49	1055	0.013	0.86	0.20	0.056	20
GWA-5 to GWC-23	38.65	23.45	15.20	1289	0.012	0.86	0.20	0.052	19
Average					**0.013**	**0.86**	**0.20**	**0.057**	**21**

Notes:
In-situ hydraulic conductivity (slug) tests at the Site calculated an average of 0.859 feet per day (Site Acceptability Report, Southern Company Services, 2002).
Effective porosity of 20% was selected for Silty Sands from Interim Final RCRA Investigation (EPA, 1989).
See Figure 3B for illustrated flow paths.
Groundwater flow velocity equation: V = (K* i)/ne, where V is groundwater velocity, K is hydraulic conductivity, i is hydraulic gradient, and ne is effective porosity.

Table 5A
Groundwater Analytical Data Summary - February 2025
Georgia Power Company
Plant McIntosh Landfill No. 4
Effingham County, GA

	Sample Location	GWC-1	GWA-2	GWA-3	GWA-4A	GWA-5	GWC-9	GWC-10	GWC-11	GWC-12
	Sample Date	02/05/2025	02/04/2025	02/04/2025	02/03/2025	02/04/2025	02/05/2025	02/04/2025	02/05/2025	02/05/2025
ANALYTE	UNITS									
Appendix III										
Boron	mg/L	0.022 J	< 0.022	0.026 J	0.023 J	< 0.022	0.069 J	0.036 J	< 0.022	< 0.022
Calcium	mg/L	1.4	0.39 J	0.61	0.55	1.6	2.1	22	10	0.70
Chloride	mg/L	4.4	4.1	2.9	4.1	4.4	8.8	5.9	5.0	3.8
Fluoride	mg/L	< 0.040	< 0.040	< 0.040	< 0.040	< 0.040	< 0.040	< 0.040	< 0.040	< 0.040
pH, Field	SU	5.14	4.81	5.07	4.97	5.15	5.38	6.68	6.39	5.71
Sulfate	mg/L	1.8	0.69 J	0.97 J	2.0	0.49 J	0.61 J	2.9	1.9	0.56 J
Total Dissolved Solids	mg/L	39	31	22	20	20	40	130	86	28
Required by Permit										
Antimony	mg/L	< 0.00034	< 0.00034	< 0.00034	< 0.00034	< 0.00034	< 0.00034	< 0.00034	< 0.00034	< 0.00034
Arsenic	mg/L	< 0.00086	< 0.00086	< 0.00086	< 0.00086	< 0.00086	< 0.00086	< 0.00086	0.0013	< 0.00086
Barium	mg/L	0.036	0.045	0.012	0.022	0.035	0.030	0.024	0.012	0.011
Beryllium	mg/L	0.00034 J	< 0.00020	< 0.00020	< 0.00020	< 0.00020	< 0.00020	< 0.00020	< 0.00020	< 0.00020
Cadmium	mg/L	< 0.000078	< 0.000078	< 0.000078	< 0.000078	< 0.000078	< 0.000078	< 0.000078	< 0.000078	< 0.000078
Chromium	mg/L	0.0016 J	0.0019 J	0.0016 J	< 0.0012	0.0015 J	0.0014 J	0.0043	0.0067	0.0025
Cobalt	mg/L	0.0013 J	0.0014 J	0.00024 J	0.0011 J	0.00083 J	0.00039 J	< 0.00022	< 0.00022	0.00057 J
Copper	mg/L	< 0.0011	< 0.0011	< 0.0011	< 0.0011	< 0.0011	< 0.0011	< 0.0011	< 0.0011	< 0.0011
Lead	mg/L	< 0.00021	0.00083 J	< 0.00021	< 0.00021	< 0.00021	< 0.00021	< 0.00021	< 0.00021	< 0.00021
Nickel	mg/L	0.00098 J	0.0011	< 0.00042	0.00044 J	0.00065 J	0.00078 J	< 0.00042	0.00043 J	0.00087 J
Selenium	mg/L	< 0.00099	< 0.00099	< 0.00099	< 0.00099	< 0.00099	< 0.00099	< 0.00099	< 0.00099	< 0.00099
Silver	mg/L	< 0.00039	< 0.00039	< 0.00039	< 0.00039	< 0.00039	< 0.00039	< 0.00039	< 0.00039	< 0.00039
Thallium	mg/L	< 0.00026	< 0.00026	< 0.00026	< 0.00026	< 0.00026	< 0.00026	< 0.00026	< 0.00026	< 0.00026
Vanadium	mg/L	< 0.00063	< 0.00063	< 0.00063	< 0.00063	< 0.00063	< 0.00063	0.00064 J	0.00086 J	< 0.00063
Zinc	mg/L	0.0030 J	0.0063	0.0031 J	0.0039 J	0.0057	< 0.0028	< 0.0028	< 0.0028	< 0.0028
Additional Parameters										
Total Alkalinity as CaCO3	mg/L	9.0	12	< 5.0	< 5.0	23	12	98	39	< 5.0
Bicarbonate Alkalinity as CaCO3	mg/L	9.0	12	< 5.0	< 5.0	23	12	98	39	< 5.0
Carbonate Alkalinity as CaCO3	mg/L	< 5.0	< 5.0	< 5.0	< 5.0	< 5.0	< 5.0	< 5.0	< 5.0	< 5.0
Magnesium	mg/L	1.0	0.78	0.33 J	0.47 J	0.53	1.4	9.7	4.0	0.46 J
Potassium	mg/L	0.74	1.1	0.73	0.60	0.78	1.0	1.3	0.93	0.70
Sodium	mg/L	4.5	3.2	2.2	3.3	2.4	6.4	5.5	4.6	2.7

Notes:
mg/L - milligrams per liter
SU - Standard Units
< indicates the substance was not detected above the method detection limit (MDL). The value displayed is the MDL.
J - The result is an estimated concentration. "J" qualifiers are applied by the laboratory when the concentration reported is above the MDL, but below the laboratory reporting limit.
Parameters required by permit are Appendix I parameters included to meet Georgia EPD Rule 391-3-4-.14 requirements.

Table 5A
Groundwater Analytical Data Summary - February 2025
Georgia Power Company
Plant McIntosh Landfill No. 4
Effingham County, GA

	Sample Location	GWA-13	GWA-14	GWA-15	GWA-16	GWC-17	GWC-18	GWC-19	GWC-20	GWC-21
	Sample Date	02/04/2025	02/04/2025	02/04/2025	02/04/2025	02/04/2025	02/05/2025	02/04/2025	02/05/2025	02/05/2025
ANALYTE	UNITS									
Appendix III										
Boron	mg/L	< 0.022	< 0.022	< 0.022	< 0.022	< 0.022	0.026 J	< 0.022	0.034 J	0.024 J
Calcium	mg/L	0.45 J	0.51	3.3	0.48 J	2.4	14	6.5	1.4	1.2
Chloride	mg/L	3.8	4.2	3.9	4.1	5.2	4.8	5.7	8.6	6.1
Fluoride	mg/L	< 0.040	< 0.040	< 0.040	< 0.040	< 0.040	0.38	< 0.040	< 0.040	< 0.040
pH, Field	SU	4.87	5.26	5.50	4.99	5.26	6.74	5.72	5.02	4.86
Sulfate	mg/L	0.62 J	1.0	0.58 J	0.76 J	< 0.40	2.2	< 0.40	0.98 J	0.64 J
Total Dissolved Solids	mg/L	28	18	25	29	36	76	48	35	34
Required by Permit										
Antimony	mg/L	< 0.00034	< 0.00034	< 0.00034	< 0.00034	< 0.00034	< 0.00034	< 0.00034	< 0.00034	< 0.00034
Arsenic	mg/L	< 0.00086	< 0.00086	< 0.00086	< 0.00086	< 0.00086	0.00089 J	< 0.00086	< 0.00086	< 0.00086
Barium	mg/L	0.023	0.019	0.028	0.026	0.019	0.014	0.010	0.015	0.022
Beryllium	mg/L	< 0.00020	< 0.00020	< 0.00020	< 0.00020	0.00073 J	< 0.00020	0.00047 J	0.00023 J	< 0.00020
Cadmium	mg/L	< 0.000078	< 0.000078	< 0.000078	< 0.000078	0.00053 J	< 0.000078	0.00014 J	0.00013 J	0.00013 J
Chromium	mg/L	0.0023	0.0017 J	0.0021	0.0022	0.0036	0.0034	0.0020	0.0019 J	< 0.0012
Cobalt	mg/L	0.00046 J	0.00036 J	0.00041 J	0.00039 J	< 0.00022	< 0.00022	< 0.00022	0.00067 J	0.00077 J
Copper	mg/L	< 0.0011	< 0.0011	< 0.0011	< 0.0011	< 0.0011	< 0.0011	< 0.0011	< 0.0011	< 0.0011
Lead	mg/L	< 0.00021	< 0.00021	< 0.00021	< 0.00021	< 0.00021	< 0.00021	< 0.00021	< 0.00021	< 0.00021
Nickel	mg/L	< 0.00042	0.00052 J	0.00050 J	0.00052 J	0.0019	0.00080 J	0.0010	0.00081 J	0.00065 J
Selenium	mg/L	< 0.00099	< 0.00099	< 0.00099	< 0.00099	< 0.00099	< 0.00099	< 0.00099	< 0.00099	< 0.00099
Silver	mg/L	< 0.00039	< 0.00039	< 0.00039	< 0.00039	< 0.00039	< 0.00039	< 0.00039	< 0.00039	< 0.00039
Thallium	mg/L	< 0.00026	< 0.00026	< 0.00026	< 0.00026	< 0.00026	< 0.00026	< 0.00026	< 0.00026	< 0.00026
Vanadium	mg/L	< 0.00063	< 0.00063	< 0.00063	< 0.00063	< 0.00063	0.0026	0.0020	< 0.00063	0.0015 J
Zinc	mg/L	0.0033 J	0.0049 J	0.0028 J	0.0034 J	0.0067	0.0028 J	< 0.0028	< 0.0028	0.0034 J
Additional Parameters										
Total Alkalinity as CaCO3	mg/L	< 5.0	< 5.0	9.8	< 5.0	5.8	48	39	< 5.0	5.5
Bicarbonate Alkalinity as CaCO3	mg/L	< 5.0	< 5.0	9.8	< 5.0	5.8	48	39	< 5.0	5.5
Carbonate Alkalinity as CaCO3	mg/L	< 5.0	< 5.0	< 5.0	< 5.0	< 5.0	< 5.0	< 5.0	< 5.0	< 5.0
Magnesium	mg/L	0.43 J	0.34 J	0.47 J	0.45 J	0.64	5.2	1.3	0.83	0.80
Potassium	mg/L	0.78	0.65	0.65	0.78	1.1	1.1	0.97	0.82	0.85
Sodium	mg/L	2.3	2.7	2.5	2.2	2.1	4.3	3.6	4.5	4.2

Notes:
mg/L - milligrams per liter
SU - Standard Units
< indicates the substance was not detected above the method detection limit (MDL). The value displayed is the MDL.
J - The result is an estimated concentration. "J" qualifiers are applied by the laboratory when the concentration reported is above the MDL, but below the laboratory reporting limit.
Parameters required by permit are Appendix I parameters included to meet Georgia EPD Rule 391-3-4-.14 requirements.

Table 5A
Groundwater Analytical Data Summary - February 2025
Georgia Power Company
Plant McIntosh Landfill No. 4
Effingham County, GA

	Sample Location	GWC-23
	Sample Date	02/05/2025
ANALYTE	UNITS	
Appendix III		
Boron	mg/L	0.023 J
Calcium	mg/L	1.2
Chloride	mg/L	5.4
Fluoride	mg/L	< 0.040
pH, Field	SU	5.24
Sulfate	mg/L	2.5
Total Dissolved Solids	mg/L	28
Required by Permit		
Antimony	mg/L	< 0.00034
Arsenic	mg/L	< 0.00086
Barium	mg/L	0.023
Beryllium	mg/L	< 0.00020
Cadmium	mg/L	< 0.000078
Chromium	mg/L	0.0036
Cobalt	mg/L	0.00095 J
Copper	mg/L	< 0.0011
Lead	mg/L	< 0.00021
Nickel	mg/L	0.0011
Selenium	mg/L	< 0.00099
Silver	mg/L	< 0.00039
Thallium	mg/L	< 0.00026
Vanadium	mg/L	< 0.00063
Zinc	mg/L	< 0.0028
Additional Parameters		
Total Alkalinity as CaCO3	mg/L	5.0
Bicarbonate Alkalinity as CaCO3	mg/L	5.0
Carbonate Alkalinity as CaCO3	mg/L	< 5.0
Magnesium	mg/L	0.64
Potassium	mg/L	0.73
Sodium	mg/L	4.2

Notes:
mg/L - milligrams per liter
SU - Standard Units
< indicates the substance was not detected above the method detection limit (MDL). The value displayed is the MDL.
J - The result is an estimated concentration. "J" qualifiers are applied by the laboratory when the concentration reported is above the MDL, but below the laboratory reporting limit.
Parameters required by permit are Appendix I parameters included to meet Georgia EPD Rule 391-3-4-.14 requirements.

Table 5B
Groundwater Analytical Data Summary - August 2025
Georgia Power Company
Plant McIntosh Landfill No. 4
Effingham County, GA

	Sample Location	GWC-1	GWA-2	GWA-3	GWA-4A	GWA-5	GWC-9	GWC-10	GWC-11	GWC-12
	Sample Date	08/06/2025	08/05/2025	08/06/2025	08/05/2025	08/05/2025	08/06/2025	08/06/2025	08/06/2025	08/06/2025
ANALYTE	UNITS									
Appendix III										
Boron	mg/L	< 0.026	< 0.026	< 0.026	< 0.026	< 0.026	0.028 J	0.026 J	< 0.026	< 0.026
Calcium	mg/L	1.1	0.32	0.55	0.35	1.4	1.4	22	10	0.64
Chloride	mg/L	4.0	3.4	2.7	3.5	3.7	6.5	5.5	4.0	3.9
Fluoride	mg/L	< 0.081	0.12 J	< 0.081	0.17 J	0.12 J	0.15 J	0.12 J	0.34	< 0.081
pH, Field	SU	4.33	4.47	4.25	4.91	4.94	4.98	6.62	5.60	4.74
Sulfate	mg/L	1.2	< 0.77	0.94 J	2.6	< 0.77	< 0.77	3.0	1.7	0.94 J
TDS	mg/L	44	51	35	33	33	53	150	84	35
Required by Permit										
Antimony	mg/L	< 0.0025	< 0.0025	< 0.0025	< 0.0025	< 0.0025	< 0.0025	< 0.0025	< 0.0025	< 0.0025
Arsenic	mg/L	< 0.0013	< 0.0013	< 0.0013	< 0.0013	< 0.0013	< 0.0013	< 0.0013	< 0.0013	< 0.0013
Barium	mg/L	0.035	0.032	0.013	0.012	0.032	0.028	0.029	0.011	0.012
Beryllium	mg/L	< 0.00015	< 0.00015	< 0.00015	< 0.00015	< 0.00015	0.00031 J	< 0.00015	< 0.00015	< 0.00015
Cadmium	mg/L	< 0.00024	< 0.00024	< 0.00024	< 0.00024	< 0.00024	< 0.00024	< 0.00024	< 0.00024	< 0.00024
Chromium	mg/L	< 0.0037	< 0.0037	< 0.0037	< 0.0037	< 0.0037	< 0.0037	0.0045 J	0.0040 J	< 0.0037
Cobalt	mg/L	0.0013 J	0.0012 J	< 0.00041	0.00069 J	0.00071 J	0.00041 J	< 0.00041	< 0.00041	0.00047 J
Copper	mg/L	< 0.00064	0.0024	< 0.00064	< 0.00064	< 0.00064	< 0.00064	< 0.00064	< 0.00064	< 0.00064
Lead	mg/L	< 0.00086	< 0.00086	< 0.00086	< 0.00086	< 0.00086	< 0.00086	< 0.00086	< 0.00086	< 0.00086
Nickel	mg/L	0.00099 J	0.00081 J	< 0.00042	< 0.00042	0.00075 J	0.00059 J	< 0.00042	< 0.00042	0.00084 J
Selenium	mg/L	< 0.0023	< 0.0023	< 0.0023	< 0.0023	< 0.0023	< 0.0023	< 0.0023	< 0.0023	< 0.0023
Silver	mg/L	< 0.00017	< 0.00017	< 0.00017	< 0.00017	< 0.00017	< 0.00017	< 0.00017	< 0.00017	< 0.00017
Thallium	mg/L	< 0.00019	< 0.00019	< 0.00019	< 0.00019	< 0.00019	< 0.00019	< 0.00019	< 0.00019	< 0.00019
Vanadium	mg/L	< 0.0012	< 0.0012	< 0.0012	< 0.0012	< 0.0012	< 0.0012	< 0.0012	< 0.0012	< 0.0012
Zinc	mg/L	< 0.0089	< 0.0089	< 0.0089	< 0.0089	< 0.0089	< 0.0089	< 0.0089	< 0.0089	< 0.0089

Notes:
mg/L - milligrams per liter
SU - Standard Units
< indicates the substance was not detected above the method detection limit (MDL). The value displayed is the MDL.
J - The result is an estimated concentration. "J" qualifiers are applied by the laboratory when the concentration reported is above the MDL, but below the laboratory reporting limit.
Parameters required by permit are Appendix I parameters included to meet Georgia EPD Rule 391-3-4-.14 requirements.

Table 5B
Groundwater Analytical Data Summary - August 2025
Georgia Power Company
Plant McIntosh Landfill No. 4
Effingham County, GA

	Sample Location	GWA-13	GWA-14	GWA-15	GWA-16	GWC-17	GWC-18	GWC-19	GWC-20	GWC-21
	Sample Date	08/05/2025	08/04/2025	08/05/2025	08/05/2025	08/05/2025	08/06/2025	08/05/2025	08/05/2025	08/05/2025
ANALYTE	UNITS									
Appendix III										
Boron	mg/L	< 0.026	< 0.026	< 0.026	< 0.026	< 0.026	< 0.026	< 0.026	< 0.026	< 0.026
Calcium	mg/L	0.33	0.45	0.84	0.38	2.1	10	5.6	1.4	1.0
Chloride	mg/L	3.1	3.5	3.5	3.7	4.4	4.0	4.1	6.5	5.5
Fluoride	mg/L	0.095 J	0.17 J	0.095 J	0.16 J	0.18 J	0.55	0.22	0.11 J	0.19 J
pH, Field	SU	4.73	4.66	4.28	4.50	4.71	5.64	4.70	4.88	4.68
Sulfate	mg/L	0.97 J	0.78 J	< 0.77	< 0.77	< 0.77	1.7	1.9	0.78 J	< 0.77
TDS	mg/L	31	33	30	39	48	76	63	63	44
Required by Permit										
Antimony	mg/L	< 0.0025	< 0.0025	< 0.0025	< 0.0025	< 0.0025	< 0.0025	< 0.0025	< 0.0025	< 0.0025
Arsenic	mg/L	< 0.0013	< 0.0013	< 0.0013	< 0.0013	< 0.0013	< 0.0013	< 0.0013	< 0.0013	< 0.0013
Barium	mg/L	0.015	0.014	0.025	0.023	0.018	0.013	0.0085 J	0.014	0.022
Beryllium	mg/L	< 0.00015	< 0.00015	< 0.00015	< 0.00015	< 0.00015	< 0.00015	< 0.00015	< 0.00015	< 0.00015
Cadmium	mg/L	< 0.00024	< 0.00024	< 0.00024	< 0.00024	0.00044 J	< 0.00024	< 0.00024	< 0.00024	< 0.00024
Chromium	mg/L	< 0.0037	< 0.0037	< 0.0037	< 0.0037	< 0.0037	< 0.0037	< 0.0037	< 0.0037	< 0.0037
Cobalt	mg/L	< 0.00041	< 0.00041	< 0.00041	< 0.00041	< 0.00041	< 0.00041	< 0.00041	0.00062 J	0.00070 J
Copper	mg/L	0.0011 J	< 0.00064	< 0.00064	< 0.00064	< 0.00064	0.00070 J	< 0.00064	0.0010 J	0.00086 J
Lead	mg/L	< 0.00086	< 0.00086	< 0.00086	< 0.00086	< 0.00086	< 0.00086	< 0.00086	< 0.00086	< 0.00086
Nickel	mg/L	< 0.00042	< 0.00042	< 0.00042	0.00042 J	0.0019 J	0.00084 J	0.00097 J	0.0018 J	0.00049 J
Selenium	mg/L	< 0.0023	< 0.0023	< 0.0023	< 0.0023	< 0.0023	< 0.0023	< 0.0023	< 0.0023	< 0.0023
Silver	mg/L	< 0.00017	< 0.00017	< 0.00017	< 0.00017	< 0.00017	< 0.00017	< 0.00017	< 0.00017	< 0.00017
Thallium	mg/L	< 0.00019	< 0.00019	< 0.00019	< 0.00019	< 0.00019	< 0.00019	< 0.00019	< 0.00019	< 0.00019
Vanadium	mg/L	< 0.0012	< 0.0012	< 0.0012	< 0.0012	< 0.0012	0.0027 J	< 0.0012	< 0.0012	< 0.0012
Zinc	mg/L	< 0.0089	< 0.0089	< 0.0089	< 0.0089	< 0.0089	< 0.0089	< 0.0089	< 0.0089	< 0.0089

Notes:
mg/L - milligrams per liter
SU - Standard Units
< indicates the substance was not detected above the method detection limit (MDL). The value displayed is the MDL.
J - The result is an estimated concentration. "J" qualifiers are applied by the laboratory when the concentration reported is above the MDL, but below the laboratory reporting limit.
Parameters required by permit are Appendix I parameters included to meet Georgia EPD Rule 391-3-4-.14 requirements.

Table 5B
Groundwater Analytical Data Summary - August 2025
Georgia Power Company
Plant McIntosh Landfill No. 4
Effingham County, GA

	Sample Location	GWC-23
	Sample Date	08/06/2025
ANALYTE	UNITS	
Appendix III		
Boron	mg/L	< 0.026
Calcium	mg/L	1.2
Chloride	mg/L	4.5
Fluoride	mg/L	0.14 J
pH, Field	SU	4.92
Sulfate	mg/L	1.9
TDS	mg/L	33
Required by Permit		
Antimony	mg/L	< 0.0025
Arsenic	mg/L	< 0.0013
Barium	mg/L	0.022
Beryllium	mg/L	0.00026 J
Cadmium	mg/L	< 0.00024
Chromium	mg/L	< 0.0037
Cobalt	mg/L	0.0010 J
Copper	mg/L	< 0.00064
Lead	mg/L	< 0.00086
Nickel	mg/L	0.0012 J
Selenium	mg/L	< 0.0023
Silver	mg/L	< 0.00017
Thallium	mg/L	0.00053 J
Vanadium	mg/L	< 0.0012
Zinc	mg/L	< 0.0089

Notes:
mg/L - milligrams per liter
SU - Standard Units
< indicates the substance was not detected above the method detection limit (MDL). The value displayed is the MDL.
J - The result is an estimated concentration. "J" qualifiers are applied by the laboratory when the concentration reported is above the MDL, but below the laboratory reporting limit.
Parameters required by permit are Appendix I parameters included to meet Georgia EPD Rule 391-3-4-.14 requirements.

Table 6
Statistical Method Summary
Georgia Power Company
Plant McIntosh Landfill No. 4
Effingham County, GA

Plant McIntosh Landfill No. 4 Statistical Method Summary		
Monitoring Well Network	Upgradient Wells	GWA-2, GWA-3, GWA-4A, GWA-5, GWA-13, GWA-14, GWA-15, GWA-16, GWC-17, and GWC-18
	Downgradient Wells	GWC-1, GWC-9, GWC-10, GWC-11, GWC-12, GWC-19, GWC-20, GWC-21, and GWC-23
CCR Monitoring Parameters	Appendix III (Detection Monitoring)	Boron, Calcium, Chloride, Fluoride, pH, Sulfate, and Total Dissolved Solids (TDS)
	Appendix IV (Assessment Monitoring)	Antimony, Arsenic, Barium, Beryllium, Cadmium, Chromium, Cobalt, Combined Radium 226 + 228, Fluoride, Lead, Lithium, Mercury, Molybdenum, Selenium, and Thallium
Georgia EPD Permit Metals	Detection Monitoring	Antimony, Arsenic, Barium, Beryllium, Cadmium, Chromium, Cobalt, Copper, Lead, Nickel, Selenium, Silver, Thallium, Vanadium, and Zinc
Statistical Methodology	Data Screening Proposed Background	Evaluate outliers, trends, and seasonality when sufficient data are available
	Statistical Limits	Interwell (boron, calcium, chloride, fluoride, pH, and TDS) or intrawell (sulfate and Georgia EPD Permit Metals) statistical limits are on parameter specific basis, depending on the appropriateness of the method as determined by the Analysis of Variance. Intrawell exceedances are further evaluated by interwell analysis per the two-step statistical method.

Notes:
Wells GWC-17 and GWC-18 were approved by Georgia EPD for use in the background monitoring pool until Cell 2B is constructed and waste is placed.

FIGURES



Georgia Power

GEORGIA POWER COMPANY
PLANT McINTOSH LANDFILL No. 4

LEGEND

- APPROXIMATE PROPERTY BOUNDARY
- LANDFILL No. 4



NOTES

1. AERIAL DATED JANUARY 22, 2024, PROVIDED BY SAM, LLC. ADDITIONAL PHOTOGRAPHY SOURCED FROM NATIONAL AGRICULTURE IMAGERY PROGRAM (NAIP) DATED FROM 2019 THROUGH 2021.

N

1,500 750 0 1,500

SCALE (IN FEET)

ATLANTIC COAST CONSULTING, INC.

2025 ANNUAL GROUNDWATER MONITORING AND CORRECTIVE ACTION REPORT

SITE LOCATION MAP

FIGURE 1



Georgia Power

GEORGIA POWER COMPANY
PLANT McINTOSH LANDFILL No. 4

LEGEND

- APPROXIMATE PROPERTY BOUNDARY
- APPROXIMATE LANDFILL BOUNDARY
- APPROXIMATE CELL BOUNDARY
- DETECTION WELL
- PIEZOMETER

NOTES:

1. AERIAL DATED JANUARY 22, 2024, PROVIDED BY SAM, LLC. ADDITIONAL PHOTOGRAPHY SOURCED FROM NATIONAL AGRICULTURE IMAGERY PROGRAM (NAIP) DATED FROM 2019 THROUGH 2021.
2. MONITORING WELLS GWC-17 AND GWC-18 WERE APPROVED BY GEORGIA EPD FOR USE IN THE BACKGROUND MONITORING POOL UNTIL SUCH TIME THAT CELL 2B IS CONSTRUCTED AND WASTE IS PLACED.

N

250 125 0 250
SCALE (IN FEET)

ATLANTIC COAST CONSULTING, INC.

2025 ANNUAL GROUNDWATER MONITORING AND CORRECTIVE ACTION REPORT

WELL LOCATION MAP

FIGURE 2

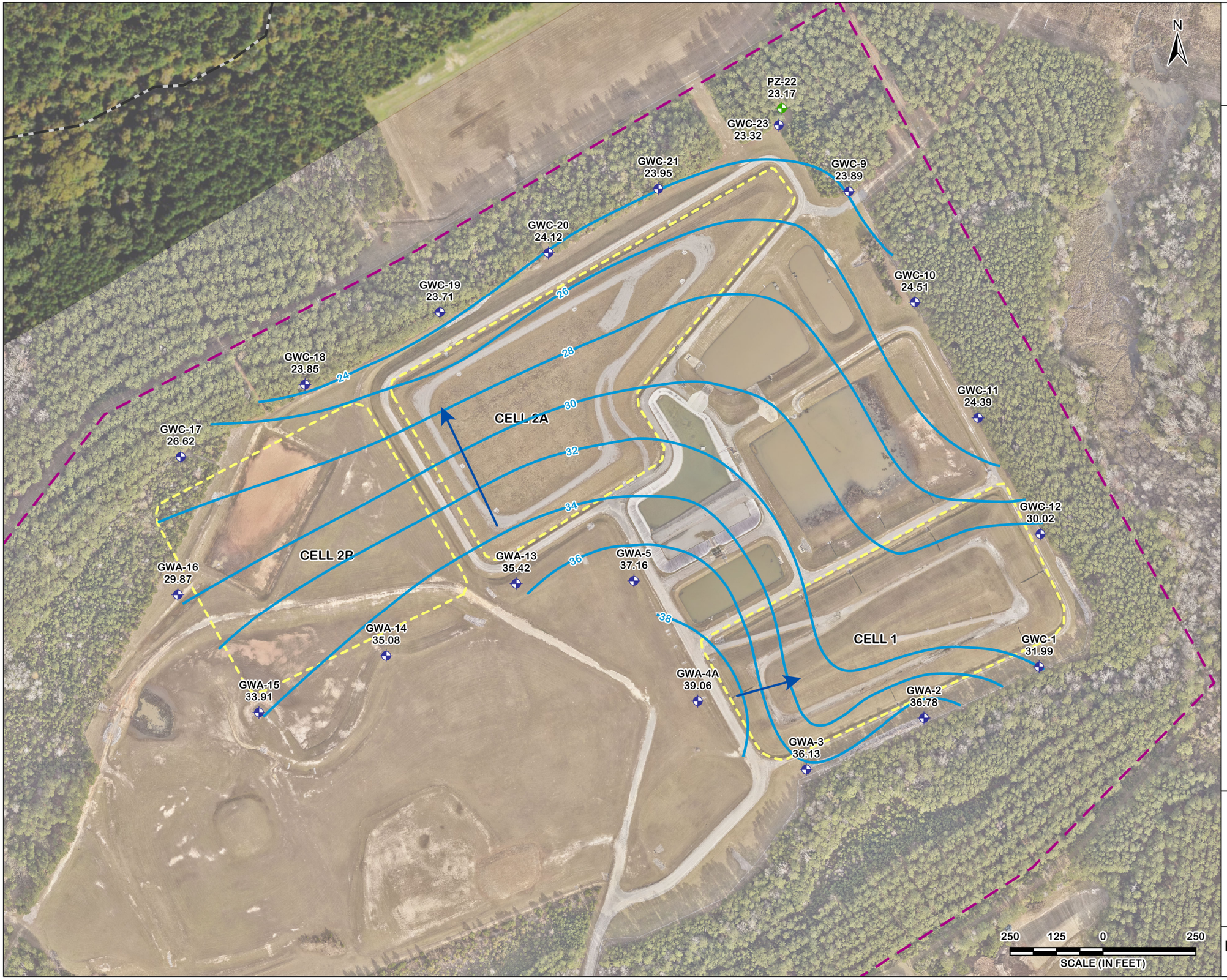

Georgia Power

GEORGIA POWER COMPANY
PLANT McINTOSH LANDFILL No. 4

LEGEND

- APPROXIMATE PROPERTY BOUNDARY
- APPROXIMATE LANDFILL BOUNDARY
- APPROXIMATE CELL BOUNDARY
- GROUNDWATER ELEVATION CONTOUR
- GROUNDWATER FLOW DIRECTION
- DETECTION WELL
- PIEZOMETER

NOTES

1. AERIAL DATED JANUARY 22, 2024, PROVIDED BY SAM, LLC. ADDITIONAL PHOTOGRAPHY SOURCED FROM NATIONAL AGRICULTURE IMAGERY PROGRAM (NAIP) DATED FROM 2019 THROUGH 2021.
2. MONITORING WELLS GWC-17 AND GWC-18 WERE APPROVED BY GEORGIA EPD FOR USE IN THE BACKGROUND MONITORING POOL UNTIL SUCH TIME THAT CELL 2B IS CONSTRUCTED AND WASTE IS PLACED.
3. DEPTHS TO WATER MEASURED FEBRUARY 3, 2025.

CHARLES BRISENDINE ADAMS
No.1632
GEORGIA REGISTERED PROFESSIONAL GEOLOGIST

Atlantic Coast Consulting, Inc.

2025 ANNUAL GROUNDWATER MONITORING AND CORRECTIVE ACTION REPORT

POTENTIOMETRIC CONTOUR MAP
FEBRUARY 2025

FIGURE 3A

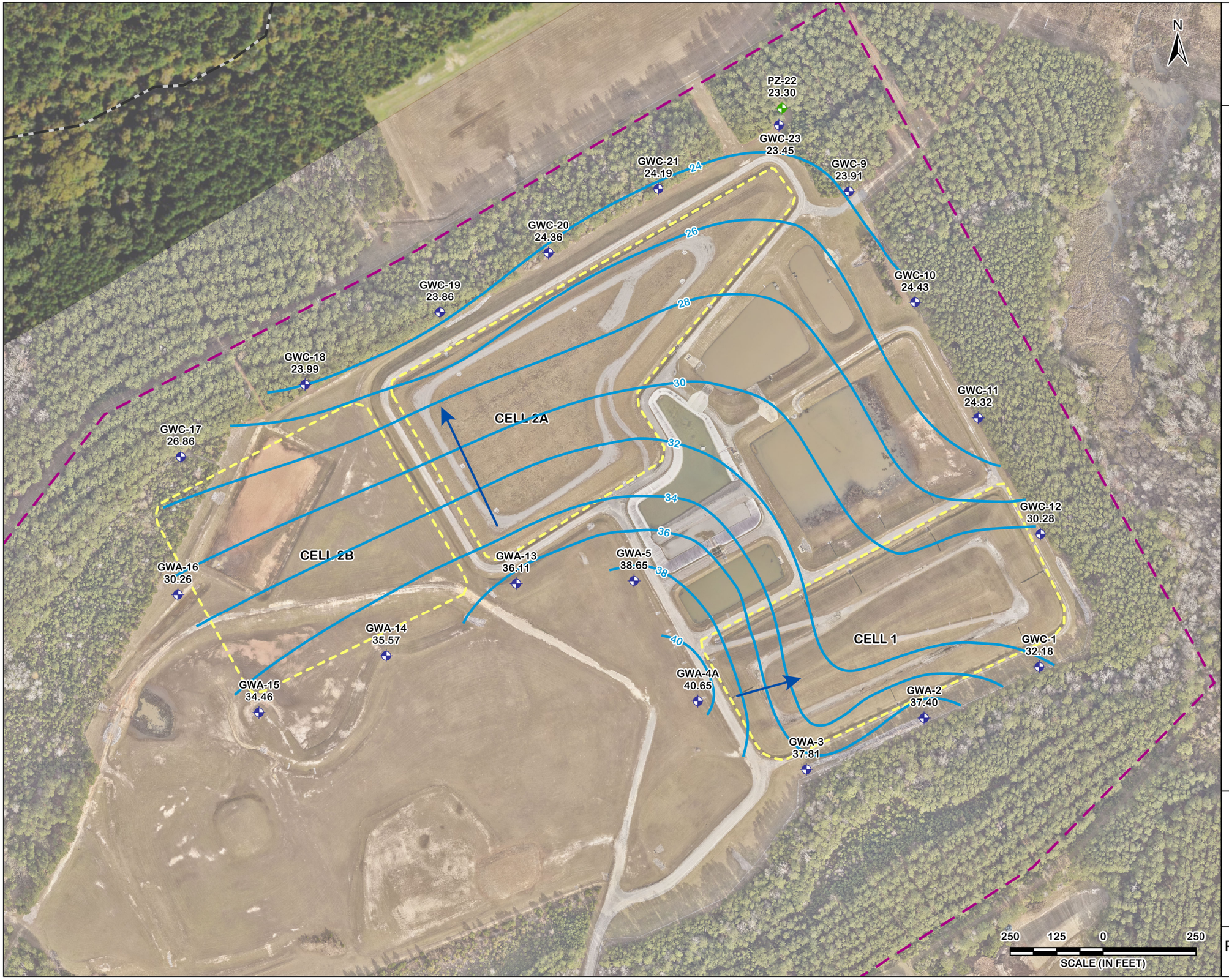

Georgia Power

GEORGIA POWER COMPANY
PLANT McINTOSH LANDFILL No. 4

LEGEND

- APPROXIMATE PROPERTY BOUNDARY
- APPROXIMATE LANDFILL BOUNDARY
- APPROXIMATE CELL BOUNDARY
- GROUNDWATER ELEVATION CONTOUR
- GROUNDWATER FLOW DIRECTION
- DETECTION WELL
- PIEZOMETER

NOTES

1. AERIAL DATED JANUARY 22, 2024, PROVIDED BY SAM, LLC. ADDITIONAL PHOTOGRAPHY SOURCED FROM NATIONAL AGRICULTURE IMAGERY PROGRAM (NAIP) DATED FROM 2019 THROUGH 2021.
2. MONITORING WELLS GWC-17 AND GWC-18 WERE APPROVED BY GEORGIA EPD FOR USE IN THE BACKGROUND MONITORING POOL UNTIL SUCH TIME THAT CELL 2B IS CONSTRUCTED AND WASTE IS PLACED.
3. DEPTHS TO WATER MEASURED AUGUST 4, 2025.

CHARLES BRISENDINE ADAMS
GEORGIA REGISTERED PROFESSIONAL GEOLOGIST
No. 1632

Atlantic Coast Consulting, Inc.

2025 ANNUAL GROUNDWATER MONITORING AND CORRECTIVE ACTION REPORT

POTENTIOMETRIC CONTOUR MAP
AUGUST 2025

FIGURE 3B

APPENDICES

APPENDIX A

LABORATORY ANALYTICAL AND FIELD SAMPLING REPORTS

APPENDIX A

Laboratory Analytical and Field Sampling Reports
February 2025 Monitoring Event

eurofins | Environment Testing

ANALYTICAL REPORT

PREPARED FOR

Attn: Kevin Stephenson
Southern Company
241 Ralph McGill Blvd SE
B10185
Atlanta, Georgia 30308

Generated 3/7/2025 6:28:39 AM Revision 1

JOB DESCRIPTION

Plant McIntosh Landfill 4

JOB NUMBER

680-261575-1

Eurofins Savannah
5102 LaRoche Avenue
Savannah GA 31404

See page two for job notes and contact information.

my EOL

Job Notes

This report may not be reproduced except in full, and with written approval from the laboratory. The results relate only to the samples tested. For questions please contact the Project Manager at the e-mail address or telephone number listed on this page.

The test results in this report relate only to the samples as received by the laboratory and will meet all requirements of the methodology, with any exceptions noted. This report shall not be reproduced except in full, without the express written approval of the laboratory. All questions should be directed to the Eurofins Environment Testing Southeast, LLC Project Manager.

Authorization



Generated
3/7/2025 6:28:39 AM
Revision 1

Authorized for release by
David Fuller, Project Manager
David.Fuller@et.eurofinsus.com
(770)344-8986

Definitions/Glossary

Client: Southern Company
Project/Site: Plant McIntosh Landfill 4

Job ID: 680-261575-1

Qualifiers

HPLC/IC

Qualifier	Qualifier Description
F1	MS and/or MSD recovery exceeds control limits.
J	Result is less than the RL but greater than or equal to the MDL and the concentration is an approximate value.

Metals

Qualifier	Qualifier Description
*+	LCS and/or LCSD is outside acceptance limits, high biased.
^+	Continuing Calibration Verification (CCV) is outside acceptance limits, high biased.
4	MS, MSD: The analyte present in the original sample is greater than 4 times the matrix spike concentration; therefore, control limits are not applicable.
F1	MS and/or MSD recovery exceeds control limits.
J	Result is less than the RL but greater than or equal to the MDL and the concentration is an approximate value.

General Chemistry

Qualifier	Qualifier Description
F3	Duplicate RPD exceeds the control limit

Glossary

Abbreviation	These commonly used abbreviations may or may not be present in this report.
☼	Listed under the "D" column to designate that the result is reported on a dry weight basis
%R	Percent Recovery
CFL	Contains Free Liquid
CFU	Colony Forming Unit
CNF	Contains No Free Liquid
DER	Duplicate Error Ratio (normalized absolute difference)
Dil Fac	Dilution Factor
DL	Detection Limit (DoD/DOE)
DL, RA, RE, IN	Indicates a Dilution, Re-analysis, Re-extraction, or additional Initial metals/anion analysis of the sample
DLC	Decision Level Concentration (Radiochemistry)
EDL	Estimated Detection Limit (Dioxin)
LOD	Limit of Detection (DoD/DOE)
LOQ	Limit of Quantitation (DoD/DOE)
MCL	EPA recommended "Maximum Contaminant Level"
MDA	Minimum Detectable Activity (Radiochemistry)
MDC	Minimum Detectable Concentration (Radiochemistry)
MDL	Method Detection Limit
ML	Minimum Level (Dioxin)
MPN	Most Probable Number
MQL	Method Quantitation Limit
NC	Not Calculated
ND	Not Detected at the reporting limit (or MDL or EDL if shown)
NEG	Negative / Absent
POS	Positive / Present
PQL	Practical Quantitation Limit
PRES	Presumptive
QC	Quality Control
RER	Relative Error Ratio (Radiochemistry)
RL	Reporting Limit or Requested Limit (Radiochemistry)
RPD	Relative Percent Difference, a measure of the relative difference between two points
TEF	Toxicity Equivalent Factor (Dioxin)
TEQ	Toxicity Equivalent Quotient (Dioxin)
TNTC	Too Numerous To Count

Sample Summary

Client: Southern Company
Project/Site: Plant McIntosh Landfill 4

Job ID: 680-261575-1

Lab Sample ID	Client Sample ID	Matrix	Collected	Received
680-261575-1	MCI-LF4-FD-03	Water	02/04/25 00:00	02/05/25 09:41
680-261575-2	MCI-GWA-4A	Water	02/03/25 16:20	02/05/25 09:41
680-261575-3	MCI-LF4-GWA-2	Water	02/04/25 12:23	02/05/25 09:41
680-261575-4	MCI-GWA-3	Water	02/04/25 11:06	02/05/25 09:41
680-261575-5	MCI-LF4-GWA-5	Water	02/04/25 09:46	02/05/25 09:41
680-261575-6	MCI-GWC-10	Water	02/04/25 15:58	02/05/25 09:41
680-261575-7	MCI-GWA-13	Water	02/04/25 10:55	02/05/25 09:41
680-261575-8	MCI-GWA-14	Water	02/04/25 09:55	02/05/25 09:41
680-261575-9	MCI-GWA-15	Water	02/04/25 14:22	02/05/25 09:41
680-261575-10	MCI-GWA-16	Water	02/04/25 12:50	02/05/25 09:41
680-261575-11	MCI-LF4-FB-05	Water	02/04/25 15:15	02/05/25 09:41
680-261575-12	MCI-GWC-17	Water	02/04/25 15:40	02/05/25 09:41
680-261575-13	MCI-GWC-19	Water	02/04/25 14:25	02/05/25 09:41

Job ID: 680-261575-1 — Eurofins Savannah

Job Narrative
680-261575-1

Revision 1
The report being provided is a revision of the original report sent on 2/12/2025. The report (revision 1) is being revised in order to report the re-analysis of 6020 metals for GWC-19 & FD-03 samples and for the re-analysis of samples with detectable levels of Fluoride on a different instrument with a new calibration.

Analytical test results meet all requirements of the associated regulatory program listed on the Accreditation/Certification Summary Page unless otherwise noted under the individual analysis. Data qualifiers and/or narrative comments are included to explain any exceptions, if applicable.

- Matrix QC may not be reported if insufficient sample is provided or site-specific QC samples were not submitted. In these situations, to demonstrate precision and accuracy at a batch level, a LCS/LCSD may be performed, unless otherwise specified in the method.
- Surrogate and/or isotope dilution analyte recoveries (if applicable) which are outside of the QC window are confirmed unless attributed to a dilution or otherwise noted in the narrative.

Receipt
The samples were received on 2/5/2025 9:41 AM. Unless otherwise noted below, the samples arrived in good condition, and, where required, properly preserved and on ice. The temperatures of the 2 coolers at receipt time were 2.3°C and 3.9°C.

HPLC/IC
Method 300_ORGFM_28D: The matrix spike / matrix spike duplicate (MS/MSD) recoveries for analytical batch 680-875093 were outside control limits for one or more analytes. See QC Sample Results for detail. Sample matrix interference and/or non-homogeneity are suspected because the associated laboratory control sample (LCS) recovery is within acceptance limits.

No additional analytical or quality issues were noted, other than those described above or in the Definitions/ Glossary page.

Metals
No additional analytical or quality issues were noted, other than those described above or in the Definitions/ Glossary page.

General Chemistry
Method 2540C: The sample duplicate precision for the following sample associated with analytical batch 680-875047 was outside control limits: (680-261520-C-14 DU). The associated Laboratory Control Sample / Laboratory Control Sample Duplicate (LCS/LCSD) precision met acceptance criteria.

No additional analytical or quality issues were noted, other than those described above or in the Definitions/ Glossary page.

Client Sample ID: MCI-LF4-FD-03

Lab Sample ID: 680-261575-1

Date Collected: 02/04/25 00:00

Matrix: Water

Date Received: 02/05/25 09:41

Method: MCAWW 300.0-1993 R2.1 - Anions, Ion Chromatography

Analyte	Result	Qualifier	RL	MDL	Unit	D	Prepared	Analyzed	Dil Fac
Chloride	**5.3**		1.0	0.20	mg/L			02/10/25 14:03	1
Fluoride	<0.040		0.10	0.040	mg/L			02/10/25 14:03	1
Sulfate	**2.2**		1.0	0.40	mg/L			02/10/25 14:03	1

Method: SW846 6020B - Metals (ICP/MS) - Total Recoverable

Analyte	Result	Qualifier	RL	MDL	Unit	D	Prepared	Analyzed	Dil Fac
Antimony	<0.00034		0.0020	0.00034	mg/L		02/25/25 11:12	02/26/25 18:36	1
Arsenic	<0.00086		0.0010	0.00086	mg/L		02/25/25 11:12	02/26/25 18:36	1
Barium	**0.010**		0.010	0.00089	mg/L		02/25/25 11:12	02/26/25 18:36	1
Beryllium	**0.00051**	**J**	0.0025	0.00020	mg/L		02/25/25 11:12	02/26/25 18:36	1
Boron	<0.022		0.080	0.022	mg/L		02/25/25 11:12	02/26/25 18:36	1
Cadmium	**0.00011**	**J**	0.0025	0.000078	mg/L		02/25/25 11:12	02/26/25 18:36	1
Calcium	**6.9**		0.50	0.14	mg/L		02/25/25 11:12	02/26/25 18:36	1
Chromium	**0.0019**	**J**	0.0020	0.0012	mg/L		02/25/25 11:12	02/26/25 18:36	1
Cobalt	<0.00022		0.0025	0.00022	mg/L		02/25/25 11:12	02/26/25 18:36	1
Copper	<0.0011		0.0020	0.0011	mg/L		02/25/25 11:12	02/26/25 18:36	1
Lead	<0.00021		0.0010	0.00021	mg/L		02/25/25 11:12	02/26/25 18:36	1
Nickel	**0.0010**		0.0010	0.00042	mg/L		02/25/25 11:12	02/26/25 18:36	1
Selenium	<0.00099		0.0050	0.00099	mg/L		02/25/25 11:12	02/26/25 18:36	1
Silver	<0.00039	*+	0.0010	0.00039	mg/L		02/25/25 11:12	02/26/25 18:36	1
Thallium	<0.00026		0.0010	0.00026	mg/L		02/25/25 11:12	02/26/25 18:36	1
Vanadium	**0.0018**	**J**	0.0020	0.00063	mg/L		02/25/25 11:12	02/26/25 18:36	1
Zinc	**0.0031**	**J**	0.0050	0.0028	mg/L		02/25/25 11:12	02/26/25 18:36	1

General Chemistry

Analyte	Result	Qualifier	RL	MDL	Unit	D	Prepared	Analyzed	Dil Fac
Total Dissolved Solids (SM 2540C-2011)	**51**		10	10	mg/L			02/10/25 08:57	1

Client Sample ID: MCI-GWA-4A

Lab Sample ID: 680-261575-2

Date Collected: 02/03/25 16:20

Matrix: Water

Date Received: 02/05/25 09:41

Method: MCAWW 300.0-1993 R2.1 - Anions, Ion Chromatography

Analyte	Result	Qualifier	RL	MDL	Unit	D	Prepared	Analyzed	Dil Fac
Chloride	**4.1**		1.0	0.20	mg/L			02/10/25 14:13	1
Fluoride	<0.040		0.10	0.040	mg/L			02/10/25 14:13	1
Sulfate	**2.0**		1.0	0.40	mg/L			02/10/25 14:13	1

Method: SW846 6020B - Metals (ICP/MS) - Total Recoverable

Analyte	Result	Qualifier	RL	MDL	Unit	D	Prepared	Analyzed	Dil Fac
Antimony	<0.00034		0.0020	0.00034	mg/L		02/06/25 06:25	02/06/25 16:43	1
Arsenic	<0.00086		0.0010	0.00086	mg/L		02/06/25 06:25	02/06/25 16:43	1
Barium	**0.022**		0.010	0.00089	mg/L		02/06/25 06:25	02/06/25 16:43	1
Beryllium	<0.00020		0.0025	0.00020	mg/L		02/06/25 06:25	02/06/25 16:43	1
Boron	**0.023**	**J**	0.080	0.022	mg/L		02/06/25 06:25	02/06/25 16:43	1
Cadmium	<0.000078		0.0025	0.000078	mg/L		02/06/25 06:25	02/06/25 16:43	1
Calcium	**0.55**		0.50	0.14	mg/L		02/06/25 06:25	02/06/25 16:43	1
Chromium	<0.0012		0.0020	0.0012	mg/L		02/06/25 06:25	02/06/25 16:43	1
Cobalt	**0.0011**	**J**	0.0025	0.00022	mg/L		02/06/25 06:25	02/06/25 16:43	1
Copper	<0.0011		0.0020	0.0011	mg/L		02/06/25 06:25	02/06/25 16:43	1

Client Sample ID: MCI-GWA-4A

Lab Sample ID: 680-261575-2

Date Collected: 02/03/25 16:20

Matrix: Water

Date Received: 02/05/25 09:41

Method: SW846 6020B - Metals (ICP/MS) - Total Recoverable (Continued)

Analyte	Result	Qualifier	RL	MDL	Unit	D	Prepared	Analyzed	Dil Fac
Lead	<0.00021		0.0010	0.00021	mg/L		02/06/25 06:25	02/06/25 16:43	1
Nickel	**0.00044**	**J**	0.0010	0.00042	mg/L		02/06/25 06:25	02/06/25 16:43	1
Selenium	<0.00099		0.0050	0.00099	mg/L		02/06/25 06:25	02/06/25 16:43	1
Silver	<0.00039		0.0010	0.00039	mg/L		02/06/25 06:25	02/06/25 16:43	1
Thallium	<0.00026		0.0010	0.00026	mg/L		02/06/25 06:25	02/06/25 16:43	1
Vanadium	<0.00063		0.0020	0.00063	mg/L		02/06/25 06:25	02/06/25 16:43	1
Zinc	**0.0039**	**J**	0.0050	0.0028	mg/L		02/06/25 06:25	02/06/25 16:43	1

General Chemistry

Analyte	Result	Qualifier	RL	MDL	Unit	D	Prepared	Analyzed	Dil Fac
Total Dissolved Solids (SM 2540C-2011)	**20**		10	10	mg/L			02/06/25 06:37	1

Client Sample ID: MCI-LF4-GWA-2

Lab Sample ID: 680-261575-3

Date Collected: 02/04/25 12:23

Matrix: Water

Date Received: 02/05/25 09:41

Method: MCAWW 300.0-1993 R2.1 - Anions, Ion Chromatography

Analyte	Result	Qualifier	RL	MDL	Unit	D	Prepared	Analyzed	Dil Fac
Chloride	**4.1**		1.0	0.20	mg/L			02/10/25 14:23	1
Fluoride	<0.040		0.10	0.040	mg/L			02/10/25 14:23	1
Sulfate	**0.69**	**J**	1.0	0.40	mg/L			02/10/25 14:23	1

Method: SW846 6020B - Metals (ICP/MS) - Total Recoverable

Analyte	Result	Qualifier	RL	MDL	Unit	D	Prepared	Analyzed	Dil Fac
Antimony	<0.00034		0.0020	0.00034	mg/L		02/06/25 06:25	02/06/25 17:06	1
Arsenic	<0.00086		0.0010	0.00086	mg/L		02/06/25 06:25	02/06/25 17:06	1
Barium	**0.045**		0.010	0.00089	mg/L		02/06/25 06:25	02/06/25 17:06	1
Beryllium	<0.00020		0.0025	0.00020	mg/L		02/06/25 06:25	02/06/25 17:06	1
Boron	<0.022		0.080	0.022	mg/L		02/06/25 06:25	02/06/25 17:06	1
Cadmium	<0.000078		0.0025	0.000078	mg/L		02/06/25 06:25	02/06/25 17:06	1
Calcium	**0.39**	**J**	0.50	0.14	mg/L		02/06/25 06:25	02/06/25 17:06	1
Chromium	**0.0019**	**J**	0.0020	0.0012	mg/L		02/06/25 06:25	02/06/25 17:06	1
Cobalt	**0.0014**	**J**	0.0025	0.00022	mg/L		02/06/25 06:25	02/06/25 17:06	1
Copper	<0.0011		0.0020	0.0011	mg/L		02/06/25 06:25	02/06/25 17:06	1
Lead	**0.00083**	**J**	0.0010	0.00021	mg/L		02/06/25 06:25	02/06/25 17:06	1
Nickel	**0.0011**		0.0010	0.00042	mg/L		02/06/25 06:25	02/06/25 17:06	1
Selenium	<0.00099		0.0050	0.00099	mg/L		02/06/25 06:25	02/06/25 17:06	1
Silver	<0.00039		0.0010	0.00039	mg/L		02/06/25 06:25	02/06/25 17:06	1
Thallium	<0.00026		0.0010	0.00026	mg/L		02/06/25 06:25	02/06/25 17:06	1
Vanadium	<0.00063		0.0020	0.00063	mg/L		02/06/25 06:25	02/06/25 17:06	1
Zinc	**0.0063**		0.0050	0.0028	mg/L		02/06/25 06:25	02/06/25 17:06	1

General Chemistry

Analyte	Result	Qualifier	RL	MDL	Unit	D	Prepared	Analyzed	Dil Fac
Total Dissolved Solids (SM 2540C-2011)	**31**		10	10	mg/L			02/10/25 08:57	1

Client Sample ID: MCI-GWA-3

Lab Sample ID: 680-261575-4

Date Collected: 02/04/25 11:06

Matrix: Water

Date Received: 02/05/25 09:41

Method: MCAWW 300.0-1993 R2.1 - Anions, Ion Chromatography

Analyte	Result	Qualifier	RL	MDL	Unit	D	Prepared	Analyzed	Dil Fac
Chloride	**2.9**		1.0	0.20	mg/L			02/10/25 14:32	1
Fluoride	<0.040		0.10	0.040	mg/L			02/10/25 14:32	1
Sulfate	**0.97**	**J**	1.0	0.40	mg/L			02/10/25 14:32	1

Method: SW846 6020B - Metals (ICP/MS) - Total Recoverable

Analyte	Result	Qualifier	RL	MDL	Unit	D	Prepared	Analyzed	Dil Fac
Antimony	<0.00034		0.0020	0.00034	mg/L		02/06/25 06:25	02/06/25 16:41	1
Arsenic	<0.00086		0.0010	0.00086	mg/L		02/06/25 06:25	02/06/25 16:41	1
Barium	**0.012**		0.010	0.00089	mg/L		02/06/25 06:25	02/06/25 16:41	1
Beryllium	<0.00020		0.0025	0.00020	mg/L		02/06/25 06:25	02/06/25 16:41	1
Boron	**0.026**	**J**	0.080	0.022	mg/L		02/06/25 06:25	02/06/25 16:41	1
Cadmium	<0.000078		0.0025	0.000078	mg/L		02/06/25 06:25	02/06/25 16:41	1
Calcium	**0.61**		0.50	0.14	mg/L		02/06/25 06:25	02/06/25 16:41	1
Chromium	**0.0016**	**J**	0.0020	0.0012	mg/L		02/06/25 06:25	02/06/25 16:41	1
Cobalt	**0.00024**	**J**	0.0025	0.00022	mg/L		02/06/25 06:25	02/06/25 16:41	1
Copper	<0.0011		0.0020	0.0011	mg/L		02/06/25 06:25	02/06/25 16:41	1
Lead	<0.00021		0.0010	0.00021	mg/L		02/06/25 06:25	02/06/25 16:41	1
Nickel	<0.00042		0.0010	0.00042	mg/L		02/06/25 06:25	02/06/25 16:41	1
Selenium	<0.00099		0.0050	0.00099	mg/L		02/06/25 06:25	02/06/25 16:41	1
Silver	<0.00039		0.0010	0.00039	mg/L		02/06/25 06:25	02/06/25 16:41	1
Thallium	<0.00026		0.0010	0.00026	mg/L		02/06/25 06:25	02/06/25 16:41	1
Vanadium	<0.00063		0.0020	0.00063	mg/L		02/06/25 06:25	02/06/25 16:41	1
Zinc	**0.0031**	**J**	0.0050	0.0028	mg/L		02/06/25 06:25	02/06/25 16:41	1

General Chemistry

Analyte	Result	Qualifier	RL	MDL	Unit	D	Prepared	Analyzed	Dil Fac
Total Dissolved Solids (SM 2540C-2011)	**22**		10	10	mg/L			02/10/25 08:57	1

Client Sample ID: MCI-LF4-GWA-5

Lab Sample ID: 680-261575-5

Date Collected: 02/04/25 09:46

Matrix: Water

Date Received: 02/05/25 09:41

Method: MCAWW 300.0-1993 R2.1 - Anions, Ion Chromatography

Analyte	Result	Qualifier	RL	MDL	Unit	D	Prepared	Analyzed	Dil Fac
Chloride	**4.4**		1.0	0.20	mg/L			02/10/25 14:42	1
Fluoride	<0.040		0.10	0.040	mg/L			02/10/25 14:42	1
Sulfate	**0.49**	**J**	1.0	0.40	mg/L			02/10/25 14:42	1

Method: SW846 6020B - Metals (ICP/MS) - Total Recoverable

Analyte	Result	Qualifier	RL	MDL	Unit	D	Prepared	Analyzed	Dil Fac
Antimony	<0.00034		0.0020	0.00034	mg/L		02/06/25 06:25	02/06/25 16:56	1
Arsenic	<0.00086		0.0010	0.00086	mg/L		02/06/25 06:25	02/06/25 16:56	1
Barium	**0.035**		0.010	0.00089	mg/L		02/06/25 06:25	02/06/25 16:56	1
Beryllium	<0.00020		0.0025	0.00020	mg/L		02/06/25 06:25	02/06/25 16:56	1
Boron	<0.022		0.080	0.022	mg/L		02/06/25 06:25	02/06/25 16:56	1
Cadmium	<0.000078		0.0025	0.000078	mg/L		02/06/25 06:25	02/06/25 16:56	1
Calcium	**1.6**		0.50	0.14	mg/L		02/06/25 06:25	02/06/25 16:56	1
Chromium	**0.0015**	**J**	0.0020	0.0012	mg/L		02/06/25 06:25	02/06/25 16:56	1
Cobalt	**0.00083**	**J**	0.0025	0.00022	mg/L		02/06/25 06:25	02/06/25 16:56	1
Copper	<0.0011		0.0020	0.0011	mg/L		02/06/25 06:25	02/06/25 16:56	1

Client Sample ID: MCI-LF4-GWA-5

Lab Sample ID: 680-261575-5

Date Collected: 02/04/25 09:46
Matrix: Water
Date Received: 02/05/25 09:41

Method: SW846 6020B - Metals (ICP/MS) - Total Recoverable (Continued)

Analyte	Result	Qualifier	RL	MDL	Unit	D	Prepared	Analyzed	Dil Fac
Lead	<0.00021		0.0010	0.00021	mg/L		02/06/25 06:25	02/06/25 16:56	1
Nickel	**0.00065**	**J**	0.0010	0.00042	mg/L		02/06/25 06:25	02/06/25 16:56	1
Selenium	<0.00099		0.0050	0.00099	mg/L		02/06/25 06:25	02/06/25 16:56	1
Silver	<0.00039		0.0010	0.00039	mg/L		02/06/25 06:25	02/06/25 16:56	1
Thallium	<0.00026		0.0010	0.00026	mg/L		02/06/25 06:25	02/06/25 16:56	1
Vanadium	<0.00063		0.0020	0.00063	mg/L		02/06/25 06:25	02/06/25 16:56	1
Zinc	**0.0057**		0.0050	0.0028	mg/L		02/06/25 06:25	02/06/25 16:56	1

General Chemistry

Analyte	Result	Qualifier	RL	MDL	Unit	D	Prepared	Analyzed	Dil Fac
Total Dissolved Solids (SM 2540C-2011)	**20**		10	10	mg/L			02/10/25 08:57	1

Client Sample ID: MCI-GWC-10

Lab Sample ID: 680-261575-6

Date Collected: 02/04/25 15:58
Matrix: Water
Date Received: 02/05/25 09:41

Method: MCAWW 300.0-1993 R2.1 - Anions, Ion Chromatography

Analyte	Result	Qualifier	RL	MDL	Unit	D	Prepared	Analyzed	Dil Fac
Chloride	**5.9**		1.0	0.20	mg/L			02/10/25 14:52	1
Fluoride	<0.040		0.10	0.040	mg/L			03/04/25 10:50	1
Sulfate	**2.9**		1.0	0.40	mg/L			02/10/25 14:52	1

Method: SW846 6020B - Metals (ICP/MS) - Total Recoverable

Analyte	Result	Qualifier	RL	MDL	Unit	D	Prepared	Analyzed	Dil Fac
Antimony	<0.00034		0.0020	0.00034	mg/L		02/06/25 06:25	02/06/25 16:53	1
Arsenic	<0.00086		0.0010	0.00086	mg/L		02/06/25 06:25	02/06/25 16:53	1
Barium	**0.024**		0.010	0.00089	mg/L		02/06/25 06:25	02/06/25 16:53	1
Beryllium	<0.00020		0.0025	0.00020	mg/L		02/06/25 06:25	02/06/25 16:53	1
Boron	**0.036**	**J**	0.080	0.022	mg/L		02/06/25 06:25	02/06/25 16:53	1
Cadmium	<0.000078		0.0025	0.000078	mg/L		02/06/25 06:25	02/06/25 16:53	1
Calcium	**22**		0.50	0.14	mg/L		02/06/25 06:25	02/06/25 16:53	1
Chromium	**0.0043**		0.0020	0.0012	mg/L		02/06/25 06:25	02/06/25 16:53	1
Cobalt	<0.00022		0.0025	0.00022	mg/L		02/06/25 06:25	02/06/25 16:53	1
Copper	<0.0011		0.0020	0.0011	mg/L		02/06/25 06:25	02/06/25 16:53	1
Lead	<0.00021		0.0010	0.00021	mg/L		02/06/25 06:25	02/06/25 16:53	1
Nickel	<0.00042		0.0010	0.00042	mg/L		02/06/25 06:25	02/06/25 16:53	1
Selenium	<0.00099		0.0050	0.00099	mg/L		02/06/25 06:25	02/06/25 16:53	1
Silver	<0.00039		0.0010	0.00039	mg/L		02/06/25 06:25	02/06/25 16:53	1
Thallium	<0.00026		0.0010	0.00026	mg/L		02/06/25 06:25	02/06/25 16:53	1
Vanadium	**0.00064**	**J**	0.0020	0.00063	mg/L		02/06/25 06:25	02/06/25 16:53	1
Zinc	<0.0028		0.0050	0.0028	mg/L		02/06/25 06:25	02/06/25 16:53	1

General Chemistry

Analyte	Result	Qualifier	RL	MDL	Unit	D	Prepared	Analyzed	Dil Fac
Total Dissolved Solids (SM 2540C-2011)	**130**		10	10	mg/L			02/10/25 08:57	1

Client Sample ID: MCI-GWA-13

Lab Sample ID: 680-261575-7

Date Collected: 02/04/25 10:55

Matrix: Water

Date Received: 02/05/25 09:41

Method: MCAWW 300.0-1993 R2.1 - Anions, Ion Chromatography

Analyte	Result	Qualifier	RL	MDL	Unit	D	Prepared	Analyzed	Dil Fac
Chloride	**3.8**		1.0	0.20	mg/L			02/10/25 15:02	1
Fluoride	<0.040		0.10	0.040	mg/L			02/10/25 15:02	1
Sulfate	**0.62**	**J**	1.0	0.40	mg/L			02/10/25 15:02	1

Method: SW846 6020B - Metals (ICP/MS) - Total Recoverable

Analyte	Result	Qualifier	RL	MDL	Unit	D	Prepared	Analyzed	Dil Fac
Antimony	<0.00034		0.0020	0.00034	mg/L		02/06/25 06:25	02/06/25 17:09	1
Arsenic	<0.00086		0.0010	0.00086	mg/L		02/06/25 06:25	02/06/25 17:09	1
Barium	**0.023**		0.010	0.00089	mg/L		02/06/25 06:25	02/06/25 17:09	1
Beryllium	<0.00020		0.0025	0.00020	mg/L		02/06/25 06:25	02/06/25 17:09	1
Boron	<0.022		0.080	0.022	mg/L		02/06/25 06:25	02/06/25 17:09	1
Cadmium	<0.000078		0.0025	0.000078	mg/L		02/06/25 06:25	02/06/25 17:09	1
Calcium	**0.45**	**J**	0.50	0.14	mg/L		02/06/25 06:25	02/06/25 17:09	1
Chromium	**0.0023**		0.0020	0.0012	mg/L		02/06/25 06:25	02/06/25 17:09	1
Cobalt	**0.00046**	**J**	0.0025	0.00022	mg/L		02/06/25 06:25	02/06/25 17:09	1
Copper	<0.0011		0.0020	0.0011	mg/L		02/06/25 06:25	02/06/25 17:09	1
Lead	<0.00021		0.0010	0.00021	mg/L		02/06/25 06:25	02/06/25 17:09	1
Nickel	<0.00042		0.0010	0.00042	mg/L		02/06/25 06:25	02/06/25 17:09	1
Selenium	<0.00099		0.0050	0.00099	mg/L		02/06/25 06:25	02/06/25 17:09	1
Silver	<0.00039		0.0010	0.00039	mg/L		02/06/25 06:25	02/06/25 17:09	1
Thallium	<0.00026		0.0010	0.00026	mg/L		02/06/25 06:25	02/06/25 17:09	1
Vanadium	<0.00063		0.0020	0.00063	mg/L		02/06/25 06:25	02/06/25 17:09	1
Zinc	**0.0033**	**J**	0.0050	0.0028	mg/L		02/06/25 06:25	02/06/25 17:09	1

General Chemistry

Analyte	Result	Qualifier	RL	MDL	Unit	D	Prepared	Analyzed	Dil Fac
Total Dissolved Solids (SM 2540C-2011)	**28**		10	10	mg/L			02/10/25 08:57	1

Client Sample ID: MCI-GWA-14

Lab Sample ID: 680-261575-8

Date Collected: 02/04/25 09:55

Matrix: Water

Date Received: 02/05/25 09:41

Method: MCAWW 300.0-1993 R2.1 - Anions, Ion Chromatography

Analyte	Result	Qualifier	RL	MDL	Unit	D	Prepared	Analyzed	Dil Fac
Chloride	**4.2**	**F1**	1.0	0.20	mg/L			02/10/25 15:31	1
Fluoride	<0.040		0.10	0.040	mg/L			03/04/25 10:58	1
Sulfate	**1.0**	**F1**	1.0	0.40	mg/L			02/10/25 15:31	1

Method: SW846 6020B - Metals (ICP/MS) - Total Recoverable

Analyte	Result	Qualifier	RL	MDL	Unit	D	Prepared	Analyzed	Dil Fac
Antimony	<0.00034		0.0020	0.00034	mg/L		02/06/25 06:25	02/06/25 16:59	1
Arsenic	<0.00086		0.0010	0.00086	mg/L		02/06/25 06:25	02/06/25 16:59	1
Barium	**0.019**		0.010	0.00089	mg/L		02/06/25 06:25	02/06/25 16:59	1
Beryllium	<0.00020		0.0025	0.00020	mg/L		02/06/25 06:25	02/06/25 16:59	1
Boron	<0.022		0.080	0.022	mg/L		02/06/25 06:25	02/06/25 16:59	1
Cadmium	<0.000078		0.0025	0.000078	mg/L		02/06/25 06:25	02/06/25 16:59	1
Calcium	**0.51**		0.50	0.14	mg/L		02/06/25 06:25	02/06/25 16:59	1
Chromium	**0.0017**	**J**	0.0020	0.0012	mg/L		02/06/25 06:25	02/06/25 16:59	1
Cobalt	**0.00036**	**J**	0.0025	0.00022	mg/L		02/06/25 06:25	02/06/25 16:59	1
Copper	<0.0011		0.0020	0.0011	mg/L		02/06/25 06:25	02/06/25 16:59	1

Client Sample ID: MCI-GWA-14

Lab Sample ID: 680-261575-8

Date Collected: 02/04/25 09:55

Matrix: Water

Date Received: 02/05/25 09:41

Method: SW846 6020B - Metals (ICP/MS) - Total Recoverable (Continued)

Analyte	Result	Qualifier	RL	MDL	Unit	D	Prepared	Analyzed	Dil Fac
Lead	<0.00021		0.0010	0.00021	mg/L		02/06/25 06:25	02/06/25 16:59	1
Nickel	**0.00052**	**J**	0.0010	0.00042	mg/L		02/06/25 06:25	02/06/25 16:59	1
Selenium	<0.00099		0.0050	0.00099	mg/L		02/06/25 06:25	02/06/25 16:59	1
Silver	<0.00039		0.0010	0.00039	mg/L		02/06/25 06:25	02/06/25 16:59	1
Thallium	<0.00026		0.0010	0.00026	mg/L		02/06/25 06:25	02/06/25 16:59	1
Vanadium	<0.00063		0.0020	0.00063	mg/L		02/06/25 06:25	02/06/25 16:59	1
Zinc	**0.0049**	**J**	0.0050	0.0028	mg/L		02/06/25 06:25	02/06/25 16:59	1

General Chemistry

Analyte	Result	Qualifier	RL	MDL	Unit	D	Prepared	Analyzed	Dil Fac
Total Dissolved Solids (SM 2540C-2011)	**18**		10	10	mg/L			02/10/25 08:57	1

Client Sample ID: MCI-GWA-15

Lab Sample ID: 680-261575-9

Date Collected: 02/04/25 14:22

Matrix: Water

Date Received: 02/05/25 09:41

Method: MCAWW 300.0-1993 R2.1 - Anions, Ion Chromatography

Analyte	Result	Qualifier	RL	MDL	Unit	D	Prepared	Analyzed	Dil Fac
Chloride	**3.9**		1.0	0.20	mg/L			02/10/25 16:00	1
Fluoride	<0.040		0.10	0.040	mg/L			02/10/25 16:00	1
Sulfate	**0.58**	**J**	1.0	0.40	mg/L			02/10/25 16:00	1

Method: SW846 6020B - Metals (ICP/MS) - Total Recoverable

Analyte	Result	Qualifier	RL	MDL	Unit	D	Prepared	Analyzed	Dil Fac
Antimony	<0.00034		0.0020	0.00034	mg/L		02/06/25 06:25	02/06/25 16:46	1
Arsenic	<0.00086		0.0010	0.00086	mg/L		02/06/25 06:25	02/06/25 16:46	1
Barium	**0.028**		0.010	0.00089	mg/L		02/06/25 06:25	02/06/25 16:46	1
Beryllium	<0.00020		0.0025	0.00020	mg/L		02/06/25 06:25	02/06/25 16:46	1
Boron	<0.022		0.080	0.022	mg/L		02/06/25 06:25	02/06/25 16:46	1
Cadmium	<0.000078		0.0025	0.000078	mg/L		02/06/25 06:25	02/06/25 16:46	1
Calcium	**3.3**		0.50	0.14	mg/L		02/06/25 06:25	02/06/25 16:46	1
Chromium	**0.0021**		0.0020	0.0012	mg/L		02/06/25 06:25	02/06/25 16:46	1
Cobalt	**0.00041**	**J**	0.0025	0.00022	mg/L		02/06/25 06:25	02/06/25 16:46	1
Copper	<0.0011		0.0020	0.0011	mg/L		02/06/25 06:25	02/06/25 16:46	1
Lead	<0.00021		0.0010	0.00021	mg/L		02/06/25 06:25	02/06/25 16:46	1
Nickel	**0.00050**	**J**	0.0010	0.00042	mg/L		02/06/25 06:25	02/06/25 16:46	1
Selenium	<0.00099		0.0050	0.00099	mg/L		02/06/25 06:25	02/06/25 16:46	1
Silver	<0.00039		0.0010	0.00039	mg/L		02/06/25 06:25	02/06/25 16:46	1
Thallium	<0.00026		0.0010	0.00026	mg/L		02/06/25 06:25	02/06/25 16:46	1
Vanadium	<0.00063		0.0020	0.00063	mg/L		02/06/25 06:25	02/06/25 16:46	1
Zinc	**0.0028**	**J**	0.0050	0.0028	mg/L		02/06/25 06:25	02/06/25 16:46	1

General Chemistry

Analyte	Result	Qualifier	RL	MDL	Unit	D	Prepared	Analyzed	Dil Fac
Total Dissolved Solids (SM 2540C-2011)	**25**		10	10	mg/L			02/10/25 08:57	1

Client Sample ID: MCI-GWA-16

Lab Sample ID: 680-261575-10

Date Collected: 02/04/25 12:50

Matrix: Water

Date Received: 02/05/25 09:41

Method: MCAWW 300.0-1993 R2.1 - Anions, Ion Chromatography

Analyte	Result	Qualifier	RL	MDL	Unit	D	Prepared	Analyzed	Dil Fac
Chloride	**4.1**		1.0	0.20	mg/L			02/10/25 16:10	1
Fluoride	<0.040		0.10	0.040	mg/L			02/10/25 16:10	1
Sulfate	**0.76**	**J**	1.0	0.40	mg/L			02/10/25 16:10	1

Method: SW846 6020B - Metals (ICP/MS) - Total Recoverable

Analyte	Result	Qualifier	RL	MDL	Unit	D	Prepared	Analyzed	Dil Fac
Antimony	<0.00034		0.0020	0.00034	mg/L		02/06/25 06:25	02/06/25 17:01	1
Arsenic	<0.00086		0.0010	0.00086	mg/L		02/06/25 06:25	02/06/25 17:01	1
Barium	**0.026**		0.010	0.00089	mg/L		02/06/25 06:25	02/06/25 17:01	1
Beryllium	<0.00020		0.0025	0.00020	mg/L		02/06/25 06:25	02/06/25 17:01	1
Boron	<0.022		0.080	0.022	mg/L		02/06/25 06:25	02/06/25 17:01	1
Cadmium	<0.000078		0.0025	0.000078	mg/L		02/06/25 06:25	02/06/25 17:01	1
Calcium	**0.48**	**J**	0.50	0.14	mg/L		02/06/25 06:25	02/06/25 17:01	1
Chromium	**0.0022**		0.0020	0.0012	mg/L		02/06/25 06:25	02/06/25 17:01	1
Cobalt	**0.00039**	**J**	0.0025	0.00022	mg/L		02/06/25 06:25	02/06/25 17:01	1
Copper	<0.0011		0.0020	0.0011	mg/L		02/06/25 06:25	02/06/25 17:01	1
Lead	<0.00021		0.0010	0.00021	mg/L		02/06/25 06:25	02/06/25 17:01	1
Nickel	**0.00052**	**J**	0.0010	0.00042	mg/L		02/06/25 06:25	02/06/25 17:01	1
Selenium	<0.00099		0.0050	0.00099	mg/L		02/06/25 06:25	02/06/25 17:01	1
Silver	<0.00039		0.0010	0.00039	mg/L		02/06/25 06:25	02/06/25 17:01	1
Thallium	<0.00026		0.0010	0.00026	mg/L		02/06/25 06:25	02/06/25 17:01	1
Vanadium	<0.00063		0.0020	0.00063	mg/L		02/06/25 06:25	02/06/25 17:01	1
Zinc	**0.0034**	**J**	0.0050	0.0028	mg/L		02/06/25 06:25	02/06/25 17:01	1

General Chemistry

Analyte	Result	Qualifier	RL	MDL	Unit	D	Prepared	Analyzed	Dil Fac
Total Dissolved Solids (SM 2540C-2011)	**29**		10	10	mg/L			02/10/25 08:57	1

Client Sample ID: MCI-LF4-FB-05

Lab Sample ID: 680-261575-11

Date Collected: 02/04/25 15:15

Matrix: Water

Date Received: 02/05/25 09:41

Method: MCAWW 300.0-1993 R2.1 - Anions, Ion Chromatography

Analyte	Result	Qualifier	RL	MDL	Unit	D	Prepared	Analyzed	Dil Fac
Chloride	<0.20		1.0	0.20	mg/L			02/10/25 16:20	1
Fluoride	<0.040		0.10	0.040	mg/L			02/10/25 16:20	1
Sulfate	<0.40		1.0	0.40	mg/L			02/10/25 16:20	1

Method: SW846 6020B - Metals (ICP/MS) - Total Recoverable

Analyte	Result	Qualifier	RL	MDL	Unit	D	Prepared	Analyzed	Dil Fac
Antimony	<0.00034		0.0020	0.00034	mg/L		02/06/25 06:25	02/06/25 18:48	1
Arsenic	<0.00086		0.0010	0.00086	mg/L		02/06/25 06:25	02/06/25 18:48	1
Barium	<0.00089		0.010	0.00089	mg/L		02/06/25 06:25	02/06/25 18:48	1
Beryllium	<0.00020		0.0025	0.00020	mg/L		02/06/25 06:25	02/07/25 16:01	1
Boron	<0.022		0.080	0.022	mg/L		02/06/25 06:25	02/07/25 16:01	1
Cadmium	<0.000078		0.0025	0.000078	mg/L		02/06/25 06:25	02/06/25 18:48	1
Calcium	<0.14		0.50	0.14	mg/L		02/06/25 06:25	02/06/25 18:48	1
Chromium	<0.0012		0.0020	0.0012	mg/L		02/06/25 06:25	02/06/25 18:48	1
Cobalt	<0.00022		0.0025	0.00022	mg/L		02/06/25 06:25	02/06/25 18:48	1
Copper	<0.0011		0.0020	0.0011	mg/L		02/06/25 06:25	02/06/25 18:48	1

Client Sample ID: MCI-LF4-FB-05

Lab Sample ID: 680-261575-11

Date Collected: 02/04/25 15:15

Matrix: Water

Date Received: 02/05/25 09:41

Method: SW846 6020B - Metals (ICP/MS) - Total Recoverable (Continued)

Analyte	Result	Qualifier	RL	MDL	Unit	D	Prepared	Analyzed	Dil Fac
Lead	<0.00021		0.0010	0.00021	mg/L		02/06/25 06:25	02/06/25 18:48	1
Nickel	<0.00042		0.0010	0.00042	mg/L		02/06/25 06:25	02/06/25 18:48	1
Selenium	<0.00099		0.0050	0.00099	mg/L		02/06/25 06:25	02/06/25 18:48	1
Silver	<0.00039		0.0010	0.00039	mg/L		02/06/25 06:25	02/06/25 18:48	1
Thallium	<0.00026		0.0010	0.00026	mg/L		02/06/25 06:25	02/06/25 18:48	1
Vanadium	<0.00063		0.0020	0.00063	mg/L		02/06/25 06:25	02/07/25 16:01	1
Zinc	<0.0028		0.0050	0.0028	mg/L		02/06/25 06:25	02/06/25 18:48	1

General Chemistry

Analyte	Result	Qualifier	RL	MDL	Unit	D	Prepared	Analyzed	Dil Fac
Total Dissolved Solids (SM 2540C-2011)	<10		10	10	mg/L			02/10/25 08:57	1

Client Sample ID: MCI-GWC-17

Lab Sample ID: 680-261575-12

Date Collected: 02/04/25 15:40

Matrix: Water

Date Received: 02/05/25 09:41

Method: MCAWW 300.0-1993 R2.1 - Anions, Ion Chromatography

Analyte	Result	Qualifier	RL	MDL	Unit	D	Prepared	Analyzed	Dil Fac
Chloride	**5.2**		1.0	0.20	mg/L			02/10/25 16:30	1
Fluoride	<0.040		0.10	0.040	mg/L			03/04/25 11:07	1
Sulfate	<0.40		1.0	0.40	mg/L			02/10/25 16:30	1

Method: SW846 6020B - Metals (ICP/MS) - Total Recoverable

Analyte	Result	Qualifier	RL	MDL	Unit	D	Prepared	Analyzed	Dil Fac
Antimony	<0.00034		0.0020	0.00034	mg/L		02/06/25 06:25	02/06/25 17:04	1
Arsenic	<0.00086		0.0010	0.00086	mg/L		02/06/25 06:25	02/06/25 17:04	1
Barium	**0.019**		0.010	0.00089	mg/L		02/06/25 06:25	02/06/25 17:04	1
Beryllium	**0.00073**	**J**	0.0025	0.00020	mg/L		02/06/25 06:25	02/06/25 17:04	1
Boron	<0.022		0.080	0.022	mg/L		02/06/25 06:25	02/06/25 17:04	1
Cadmium	**0.00053**	**J**	0.0025	0.000078	mg/L		02/06/25 06:25	02/06/25 17:04	1
Calcium	**2.4**		0.50	0.14	mg/L		02/06/25 06:25	02/06/25 17:04	1
Chromium	**0.0036**		0.0020	0.0012	mg/L		02/06/25 06:25	02/06/25 17:04	1
Cobalt	<0.00022		0.0025	0.00022	mg/L		02/06/25 06:25	02/06/25 17:04	1
Copper	<0.0011		0.0020	0.0011	mg/L		02/06/25 06:25	02/06/25 17:04	1
Lead	<0.00021		0.0010	0.00021	mg/L		02/06/25 06:25	02/06/25 17:04	1
Nickel	**0.0019**		0.0010	0.00042	mg/L		02/06/25 06:25	02/06/25 17:04	1
Selenium	<0.00099		0.0050	0.00099	mg/L		02/06/25 06:25	02/06/25 17:04	1
Silver	<0.00039		0.0010	0.00039	mg/L		02/06/25 06:25	02/06/25 17:04	1
Thallium	<0.00026		0.0010	0.00026	mg/L		02/06/25 06:25	02/06/25 17:04	1
Vanadium	<0.00063		0.0020	0.00063	mg/L		02/06/25 06:25	02/06/25 17:04	1
Zinc	**0.0067**		0.0050	0.0028	mg/L		02/06/25 06:25	02/06/25 17:04	1

General Chemistry

Analyte	Result	Qualifier	RL	MDL	Unit	D	Prepared	Analyzed	Dil Fac
Total Dissolved Solids (SM 2540C-2011)	**36**		10	10	mg/L			02/10/25 08:57	1

Client Sample ID: MCI-GWC-19

Date Collected: 02/04/25 14:25
Date Received: 02/05/25 09:41

Lab Sample ID: 680-261575-13

Matrix: Water

Method: MCAWW 300.0-1993 R2.1 - Anions, Ion Chromatography

Analyte	Result	Qualifier	RL	MDL	Unit	D	Prepared	Analyzed	Dil Fac
Chloride	**5.7**		1.0	0.20	mg/L			02/10/25 16:40	1
Fluoride	<0.040		0.10	0.040	mg/L			03/04/25 11:15	1
Sulfate	<0.40		1.0	0.40	mg/L			02/10/25 16:40	1

Method: SW846 6020B - Metals (ICP/MS) - Total Recoverable

Analyte	Result	Qualifier	RL	MDL	Unit	D	Prepared	Analyzed	Dil Fac
Antimony	<0.00034		0.0020	0.00034	mg/L		02/25/25 11:35	02/26/25 18:40	1
Arsenic	<0.00086		0.0010	0.00086	mg/L		02/25/25 11:35	02/26/25 18:40	1
Barium	**0.010**		0.010	0.00089	mg/L		02/25/25 11:35	02/26/25 18:40	1
Beryllium	**0.00047**	**J**	0.0025	0.00020	mg/L		02/25/25 11:35	02/26/25 18:40	1
Boron	<0.022		0.080	0.022	mg/L		02/25/25 11:35	02/26/25 18:40	1
Cadmium	**0.00014**	**J**	0.0025	0.000078	mg/L		02/25/25 11:35	02/26/25 18:40	1
Calcium	**6.5**		0.50	0.14	mg/L		02/25/25 11:35	02/26/25 18:40	1
Chromium	**0.0020**		0.0020	0.0012	mg/L		02/25/25 11:35	02/26/25 18:40	1
Cobalt	<0.00022		0.0025	0.00022	mg/L		02/25/25 11:35	02/26/25 18:40	1
Copper	<0.0011		0.0020	0.0011	mg/L		02/25/25 11:35	02/26/25 18:40	1
Lead	<0.00021		0.0010	0.00021	mg/L		02/25/25 11:35	02/26/25 18:40	1
Nickel	**0.0010**		0.0010	0.00042	mg/L		02/25/25 11:35	02/26/25 18:40	1
Selenium	<0.00099		0.0050	0.00099	mg/L		02/25/25 11:35	02/26/25 18:40	1
Silver	<0.00039	*+	0.0010	0.00039	mg/L		02/25/25 11:35	02/26/25 18:40	1
Thallium	<0.00026		0.0010	0.00026	mg/L		02/25/25 11:35	02/26/25 18:40	1
Vanadium	**0.0020**		0.0020	0.00063	mg/L		02/25/25 11:35	02/26/25 18:40	1
Zinc	<0.0028		0.0050	0.0028	mg/L		02/25/25 11:35	02/26/25 18:40	1

General Chemistry

Analyte	Result	Qualifier	RL	MDL	Unit	D	Prepared	Analyzed	Dil Fac
Total Dissolved Solids (SM 2540C-2011)	**48**		10	10	mg/L			02/10/25 08:57	1

Method: 300.0-1993 R2.1 - Anions, Ion Chromatography

Lab Sample ID: MB 680-875093/2
Matrix: Water
Analysis Batch: 875093

Client Sample ID: Method Blank
Prep Type: Total/NA

Analyte	MB Result	MB Qualifier	RL	MDL	Unit	D	Prepared	Analyzed	Dil Fac
Chloride	<0.20		1.0	0.20	mg/L			02/10/25 11:25	1
Fluoride	<0.040		0.10	0.040	mg/L			02/10/25 11:25	1
Sulfate	<0.40		1.0	0.40	mg/L			02/10/25 11:25	1

Lab Sample ID: LCS 680-875093/3
Matrix: Water
Analysis Batch: 875093

Client Sample ID: Lab Control Sample
Prep Type: Total/NA

Analyte	Spike Added	LCS Result	LCS Qualifier	Unit	D	%Rec	%Rec Limits
Chloride	10.0	10.4		mg/L		104	90 - 110
Fluoride	2.00	2.06		mg/L		103	90 - 110
Sulfate	10.0	11.0		mg/L		110	90 - 110

Lab Sample ID: LCSD 680-875093/4
Matrix: Water
Analysis Batch: 875093

Client Sample ID: Lab Control Sample Dup
Prep Type: Total/NA

Analyte	Spike Added	LCSD Result	LCSD Qualifier	Unit	D	%Rec	%Rec Limits	RPD	RPD Limit
Chloride	10.0	10.3		mg/L		103	90 - 110	1	15
Fluoride	2.00	2.06		mg/L		103	90 - 110	0	15
Sulfate	10.0	11.0		mg/L		110	90 - 110	0	15

Lab Sample ID: 680-261575-8 MS
Matrix: Water
Analysis Batch: 875093

Client Sample ID: MCI-GWA-14
Prep Type: Total/NA

Analyte	Sample Result	Sample Qualifier	Spike Added	MS Result	MS Qualifier	Unit	D	%Rec	%Rec Limits
Chloride	4.2	F1	10.0	16.7	F1	mg/L		125	80 - 120
Fluoride	0.21		2.00	2.36		mg/L		108	80 - 120
Sulfate	1.0	F1	10.0	13.1	F1	mg/L		121	80 - 120

Lab Sample ID: 680-261575-8 MSD
Matrix: Water
Analysis Batch: 875093

Client Sample ID: MCI-GWA-14
Prep Type: Total/NA

Analyte	Sample Result	Sample Qualifier	Spike Added	MSD Result	MSD Qualifier	Unit	D	%Rec	%Rec Limits	RPD	RPD Limit
Chloride	4.2	F1	10.0	15.6		mg/L		114	80 - 120	7	15
Fluoride	0.21		2.00	2.30		mg/L		105	80 - 120	3	15
Sulfate	1.0	F1	10.0	12.6		mg/L		116	80 - 120	4	15

Lab Sample ID: MB 680-877639/2
Matrix: Water
Analysis Batch: 877639

Client Sample ID: Method Blank
Prep Type: Total/NA

Analyte	MB Result	MB Qualifier	RL	MDL	Unit	D	Prepared	Analyzed	Dil Fac
Chloride	<0.20		1.0	0.20	mg/L			03/04/25 09:15	1
Fluoride	<0.040		0.10	0.040	mg/L			03/04/25 09:15	1
Sulfate	<0.40		1.0	0.40	mg/L			03/04/25 09:15	1

Method: 300.0-1993 R2.1 - Anions, Ion Chromatography (Continued)

Lab Sample ID: LCS 680-877639/3
Matrix: Water
Analysis Batch: 877639

Client Sample ID: Lab Control Sample
Prep Type: Total/NA

Analyte			Spike Added	LCS Result	LCS Qualifier	Unit	D	%Rec	%Rec Limits		
Chloride			10.0	10.8		mg/L		108	90 - 110		
Fluoride			2.00	1.95		mg/L		98	90 - 110		
Sulfate			10.0	10.6		mg/L		106	90 - 110		

Lab Sample ID: LCSD 680-877639/4
Matrix: Water
Analysis Batch: 877639

Client Sample ID: Lab Control Sample Dup
Prep Type: Total/NA

Analyte			Spike Added	LCSD Result	LCSD Qualifier	Unit	D	%Rec	%Rec Limits	RPD	RPD Limit
Chloride			10.0	10.6		mg/L		106	90 - 110	1	15
Fluoride			2.00	1.96		mg/L		98	90 - 110	0	15
Sulfate			10.0	10.5		mg/L		105	90 - 110	1	15

Lab Sample ID: 680-262185-D-4 MS
Matrix: Water
Analysis Batch: 877639

Client Sample ID: Matrix Spike
Prep Type: Total/NA

Analyte	Sample Result	Sample Qualifier	Spike Added	MS Result	MS Qualifier	Unit	D	%Rec	%Rec Limits		
Chloride	6.3		10.0	16.8		mg/L		105	80 - 120		
Fluoride	<0.040		2.00	1.98		mg/L		99	80 - 120		
Sulfate	19		10.0	30.0		mg/L		109	80 - 120		

Lab Sample ID: 680-262185-D-4 MSD
Matrix: Water
Analysis Batch: 877639

Client Sample ID: Matrix Spike Duplicate
Prep Type: Total/NA

Analyte	Sample Result	Sample Qualifier	Spike Added	MSD Result	MSD Qualifier	Unit	D	%Rec	%Rec Limits	RPD	RPD Limit
Chloride	6.3		10.0	17.0		mg/L		107	80 - 120	1	15
Fluoride	<0.040		2.00	1.87		mg/L		94	80 - 120	5	15
Sulfate	19		10.0	30.4		mg/L		114	80 - 120	1	15

Method: 6020B - Metals (ICP/MS)

Lab Sample ID: MB 680-874638/1-A
Matrix: Water
Analysis Batch: 874819

Client Sample ID: Method Blank
Prep Type: Total Recoverable
Prep Batch: 874638

Analyte	MB Result	MB Qualifier	RL	MDL	Unit	D	Prepared	Analyzed	Dil Fac
Antimony	<0.00034		0.0020	0.00034	mg/L		02/06/25 06:25	02/06/25 17:35	1
Arsenic	<0.00086		0.0010	0.00086	mg/L		02/06/25 06:25	02/06/25 17:35	1
Barium	<0.00089		0.010	0.00089	mg/L		02/06/25 06:25	02/06/25 17:35	1
Beryllium	<0.00020	^+	0.0025	0.00020	mg/L		02/06/25 06:25	02/06/25 17:35	1
Boron	<0.022		0.080	0.022	mg/L		02/06/25 06:25	02/06/25 17:35	1
Cadmium	<0.000078		0.0025	0.000078	mg/L		02/06/25 06:25	02/06/25 17:35	1
Calcium	<0.14		0.50	0.14	mg/L		02/06/25 06:25	02/06/25 17:35	1
Chromium	<0.0012		0.0020	0.0012	mg/L		02/06/25 06:25	02/06/25 17:35	1
Cobalt	<0.00022		0.0025	0.00022	mg/L		02/06/25 06:25	02/06/25 17:35	1
Copper	<0.0011		0.0020	0.0011	mg/L		02/06/25 06:25	02/06/25 17:35	1
Lead	<0.00021		0.0010	0.00021	mg/L		02/06/25 06:25	02/06/25 17:35	1
Nickel	<0.00042		0.0010	0.00042	mg/L		02/06/25 06:25	02/06/25 17:35	1

Method: 6020B - Metals (ICP/MS) (Continued)

Lab Sample ID: MB 680-874638/1-A
Matrix: Water
Analysis Batch: 874819

Client Sample ID: Method Blank
Prep Type: Total Recoverable
Prep Batch: 874638

Analyte	MB Result	MB Qualifier	RL	MDL	Unit	D	Prepared	Analyzed	Dil Fac
Selenium	<0.00099		0.0050	0.00099	mg/L		02/06/25 06:25	02/06/25 17:35	1
Silver	<0.00039		0.0010	0.00039	mg/L		02/06/25 06:25	02/06/25 17:35	1
Thallium	<0.00026		0.0010	0.00026	mg/L		02/06/25 06:25	02/06/25 17:35	1
Vanadium	<0.00063		0.0020	0.00063	mg/L		02/06/25 06:25	02/06/25 17:35	1
Zinc	<0.0028		0.0050	0.0028	mg/L		02/06/25 06:25	02/06/25 17:35	1

Lab Sample ID: LCS 680-874638/2-A
Matrix: Water
Analysis Batch: 874819

Client Sample ID: Lab Control Sample
Prep Type: Total Recoverable
Prep Batch: 874638

Analyte	Spike Added	LCS Result	LCS Qualifier	Unit	D	%Rec	%Rec Limits
Antimony	0.0500	0.0522		mg/L		104	80 - 120
Arsenic	0.100	0.101		mg/L		101	80 - 120
Barium	0.100	0.107		mg/L		107	80 - 120
Beryllium	0.0500	0.0540	^+	mg/L		108	80 - 120
Boron	0.400	0.433		mg/L		108	80 - 120
Cadmium	0.0500	0.0523		mg/L		105	80 - 120
Calcium	5.00	5.38		mg/L		108	80 - 120
Chromium	0.100	0.100		mg/L		100	80 - 120
Cobalt	0.0500	0.0507		mg/L		101	80 - 120
Copper	0.101	0.105		mg/L		103	80 - 120
Lead	0.500	0.517		mg/L		103	80 - 120
Nickel	0.100	0.104		mg/L		104	80 - 120
Selenium	0.100	0.102		mg/L		102	80 - 120
Silver	0.0500	0.0531		mg/L		106	80 - 120
Thallium	0.0500	0.0505		mg/L		101	80 - 120
Vanadium	0.100	0.0977		mg/L		98	80 - 120
Zinc	0.100	0.102		mg/L		102	80 - 120

Lab Sample ID: 680-261520-D-15-B MS
Matrix: Water
Analysis Batch: 874819

Client Sample ID: Matrix Spike
Prep Type: Total Recoverable
Prep Batch: 874638

Analyte	Sample Result	Sample Qualifier	Spike Added	MS Result	MS Qualifier	Unit	D	%Rec	%Rec Limits
Antimony	<0.00034		0.0500	0.0531		mg/L		106	75 - 125
Arsenic	<0.00086		0.100	0.102		mg/L		102	75 - 125
Barium	<0.00089		0.100	0.102		mg/L		102	75 - 125
Beryllium	<0.00020	^+	0.0500	0.0564	^+	mg/L		113	75 - 125
Boron	<0.022		0.400	0.445		mg/L		111	75 - 125
Cadmium	<0.000078		0.0500	0.0514		mg/L		103	75 - 125
Calcium	<0.14		5.00	5.30		mg/L		106	75 - 125
Chromium	<0.0012		0.100	0.0958		mg/L		96	75 - 125
Cobalt	<0.00022		0.0500	0.0486		mg/L		97	75 - 125
Copper	<0.0011		0.101	0.102		mg/L		101	75 - 125
Lead	0.00047	J	0.500	0.525		mg/L		105	75 - 125
Nickel	<0.00042		0.100	0.0993		mg/L		99	75 - 125
Selenium	<0.00099		0.100	0.104		mg/L		104	75 - 125
Silver	<0.00039		0.0500	0.0534		mg/L		107	75 - 125
Thallium	<0.00026		0.0500	0.0508		mg/L		102	75 - 125

Method: 6020B - Metals (ICP/MS) (Continued)

Lab Sample ID: 680-261520-D-15-B MS
Matrix: Water
Analysis Batch: 874819

Client Sample ID: Matrix Spike
Prep Type: Total Recoverable
Prep Batch: 874638

Analyte	Sample Result	Sample Qualifier	Spike Added	MS Result	MS Qualifier	Unit	D	%Rec	%Rec Limits
Vanadium	<0.00063		0.100	0.0926		mg/L		93	75 - 125
Zinc	<0.0028		0.100	0.103		mg/L		103	75 - 125

Lab Sample ID: 680-261520-D-15-C MSD
Matrix: Water
Analysis Batch: 874819

Client Sample ID: Matrix Spike Duplicate
Prep Type: Total Recoverable
Prep Batch: 874638

Analyte	Sample Result	Sample Qualifier	Spike Added	MSD Result	MSD Qualifier	Unit	D	%Rec	%Rec Limits	RPD	RPD Limit
Antimony	<0.00034		0.0500	0.0540		mg/L		108	75 - 125	2	20
Arsenic	<0.00086		0.100	0.103		mg/L		103	75 - 125	1	20
Barium	<0.00089		0.100	0.101		mg/L		101	75 - 125	0	20
Beryllium	<0.00020	^+	0.0500	0.0605	^+	mg/L		121	75 - 125	7	20
Boron	<0.022		0.400	0.472		mg/L		118	75 - 125	6	20
Cadmium	<0.000078		0.0500	0.0528		mg/L		106	75 - 125	3	20
Calcium	<0.14		5.00	5.44		mg/L		109	75 - 125	3	20
Chromium	<0.0012		0.100	0.0980		mg/L		98	75 - 125	2	20
Cobalt	<0.00022		0.0500	0.0497		mg/L		99	75 - 125	2	20
Copper	<0.0011		0.101	0.103		mg/L		102	75 - 125	2	20
Lead	0.00047	J	0.500	0.532		mg/L		106	75 - 125	1	20
Nickel	<0.00042		0.100	0.102		mg/L		102	75 - 125	3	20
Selenium	<0.00099		0.100	0.105		mg/L		105	75 - 125	1	20
Silver	<0.00039		0.0500	0.0538		mg/L		108	75 - 125	1	20
Thallium	<0.00026		0.0500	0.0512		mg/L		102	75 - 125	1	20
Vanadium	<0.00063		0.100	0.0921		mg/L		92	75 - 125	1	20
Zinc	<0.0028		0.100	0.105		mg/L		105	75 - 125	2	20

Lab Sample ID: MB 680-874639/1-A
Matrix: Water
Analysis Batch: 874819

Client Sample ID: Method Blank
Prep Type: Total Recoverable
Prep Batch: 874639

Analyte	MB Result	MB Qualifier	RL	MDL	Unit	D	Prepared	Analyzed	Dil Fac
Antimony	<0.00034		0.0020	0.00034	mg/L		02/06/25 06:25	02/06/25 16:22	1
Arsenic	<0.00086		0.0010	0.00086	mg/L		02/06/25 06:25	02/06/25 16:22	1
Barium	<0.00089		0.010	0.00089	mg/L		02/06/25 06:25	02/06/25 16:22	1
Beryllium	<0.00020		0.0025	0.00020	mg/L		02/06/25 06:25	02/06/25 16:22	1
Boron	<0.022		0.080	0.022	mg/L		02/06/25 06:25	02/06/25 16:22	1
Cadmium	<0.000078		0.0025	0.000078	mg/L		02/06/25 06:25	02/06/25 16:22	1
Calcium	<0.14		0.50	0.14	mg/L		02/06/25 06:25	02/06/25 16:22	1
Chromium	<0.0012		0.0020	0.0012	mg/L		02/06/25 06:25	02/06/25 16:22	1
Cobalt	<0.00022		0.0025	0.00022	mg/L		02/06/25 06:25	02/06/25 16:22	1
Copper	<0.0011		0.0020	0.0011	mg/L		02/06/25 06:25	02/06/25 16:22	1
Lead	<0.00021		0.0010	0.00021	mg/L		02/06/25 06:25	02/06/25 16:22	1
Nickel	<0.00042		0.0010	0.00042	mg/L		02/06/25 06:25	02/06/25 16:22	1
Selenium	<0.00099		0.0050	0.00099	mg/L		02/06/25 06:25	02/06/25 16:22	1
Silver	<0.00039		0.0010	0.00039	mg/L		02/06/25 06:25	02/06/25 16:22	1
Thallium	<0.00026		0.0010	0.00026	mg/L		02/06/25 06:25	02/06/25 16:22	1
Vanadium	<0.00063		0.0020	0.00063	mg/L		02/06/25 06:25	02/06/25 16:22	1
Zinc	<0.0028		0.0050	0.0028	mg/L		02/06/25 06:25	02/06/25 16:22	1

Method: 6020B - Metals (ICP/MS) (Continued)

Lab Sample ID: LCS 680-874639/2-A
Matrix: Water
Analysis Batch: 874819

Client Sample ID: Lab Control Sample
Prep Type: Total Recoverable
Prep Batch: 874639

Analyte	Spike Added	LCS Result	LCS Qualifier	Unit	D	%Rec	%Rec Limits
Antimony	0.0500	0.0533		mg/L		107	80 - 120
Arsenic	0.100	0.103		mg/L		103	80 - 120
Barium	0.100	0.102		mg/L		102	80 - 120
Beryllium	0.0500	0.0558		mg/L		112	80 - 120
Boron	0.400	0.445		mg/L		111	80 - 120
Cadmium	0.0500	0.0532		mg/L		106	80 - 120
Calcium	5.00	5.56		mg/L		111	80 - 120
Chromium	0.100	0.100		mg/L		100	80 - 120
Cobalt	0.0500	0.0494		mg/L		99	80 - 120
Copper	0.101	0.105		mg/L		104	80 - 120
Lead	0.500	0.520		mg/L		104	80 - 120
Nickel	0.100	0.103		mg/L		103	80 - 120
Selenium	0.100	0.105		mg/L		105	80 - 120
Silver	0.0500	0.0531		mg/L		106	80 - 120
Thallium	0.0500	0.0515		mg/L		103	80 - 120
Vanadium	0.100	0.0950		mg/L		95	80 - 120
Zinc	0.100	0.106		mg/L		106	80 - 120

Lab Sample ID: 680-261528-E-3-B MS
Matrix: Water
Analysis Batch: 874819

Client Sample ID: Matrix Spike
Prep Type: Total Recoverable
Prep Batch: 874639

Analyte	Sample Result	Sample Qualifier	Spike Added	MS Result	MS Qualifier	Unit	D	%Rec	%Rec Limits
Antimony	<0.00034		0.0500	0.0546		mg/L		109	75 - 125
Arsenic	<0.00086		0.100	0.101		mg/L		101	75 - 125
Barium	0.0048	J	0.100	0.110		mg/L		105	75 - 125
Beryllium	<0.00020		0.0500	0.0565		mg/L		113	75 - 125
Boron	<0.022		0.400	0.453		mg/L		113	75 - 125
Cadmium	0.00025	J	0.0500	0.0538		mg/L		107	75 - 125
Calcium	3.1		5.00	8.51		mg/L		108	75 - 125
Chromium	0.0030		0.100	0.100		mg/L		97	75 - 125
Cobalt	<0.00022		0.0500	0.0505		mg/L		101	75 - 125
Copper	<0.0011		0.101	0.105		mg/L		104	75 - 125
Lead	0.00029	J	0.500	0.526		mg/L		105	75 - 125
Nickel	0.0014		0.100	0.104		mg/L		103	75 - 125
Selenium	<0.00099		0.100	0.106		mg/L		106	75 - 125
Silver	<0.00039		0.0500	0.0542		mg/L		108	75 - 125
Thallium	<0.00026		0.0500	0.0516		mg/L		103	75 - 125
Vanadium	0.00063	J	0.100	0.0959		mg/L		96	75 - 125
Zinc	0.014		0.100	0.118		mg/L		104	75 - 125

Lab Sample ID: 680-261528-E-3-C MSD
Matrix: Water
Analysis Batch: 874819

Client Sample ID: Matrix Spike Duplicate
Prep Type: Total Recoverable
Prep Batch: 874639

Analyte	Sample Result	Sample Qualifier	Spike Added	MSD Result	MSD Qualifier	Unit	D	%Rec	%Rec Limits	RPD	RPD Limit
Antimony	<0.00034		0.0500	0.0556		mg/L		111	75 - 125	2	20
Arsenic	<0.00086		0.100	0.101		mg/L		101	75 - 125	0	20
Barium	0.0048	J	0.100	0.111		mg/L		106	75 - 125	1	20

Method: 6020B - Metals (ICP/MS) (Continued)

Lab Sample ID: 680-261528-E-3-C MSD
Matrix: Water
Analysis Batch: 874819

Client Sample ID: Matrix Spike Duplicate
Prep Type: Total Recoverable
Prep Batch: 874639

Analyte	Sample Result	Sample Qualifier	Spike Added	MSD Result	MSD Qualifier	Unit	D	%Rec	%Rec Limits	RPD	RPD Limit
Beryllium	<0.00020		0.0500	0.0580		mg/L		116	75 - 125	3	20
Boron	<0.022		0.400	0.473		mg/L		118	75 - 125	4	20
Cadmium	0.00025	J	0.0500	0.0542		mg/L		108	75 - 125	1	20
Calcium	3.1		5.00	8.46		mg/L		107	75 - 125	1	20
Chromium	0.0030		0.100	0.102		mg/L		99	75 - 125	1	20
Cobalt	<0.00022		0.0500	0.0511		mg/L		102	75 - 125	1	20
Copper	<0.0011		0.101	0.106		mg/L		105	75 - 125	1	20
Lead	0.00029	J	0.500	0.520		mg/L		104	75 - 125	1	20
Nickel	0.0014		0.100	0.106		mg/L		104	75 - 125	1	20
Selenium	<0.00099		0.100	0.106		mg/L		106	75 - 125	1	20
Silver	<0.00039		0.0500	0.0546		mg/L		109	75 - 125	1	20
Thallium	<0.00026		0.0500	0.0508		mg/L		102	75 - 125	1	20
Vanadium	0.00063	J	0.100	0.0968		mg/L		97	75 - 125	1	20
Zinc	0.014		0.100	0.118		mg/L		104	75 - 125	0	20

Lab Sample ID: MB 680-876931/1-A
Matrix: Water
Analysis Batch: 877192

Client Sample ID: Method Blank
Prep Type: Total Recoverable
Prep Batch: 876931

Analyte	MB Result	MB Qualifier	RL	MDL	Unit	D	Prepared	Analyzed	Dil Fac
Antimony	<0.00034		0.0020	0.00034	mg/L		02/25/25 11:12	02/26/25 17:58	1
Arsenic	<0.00086		0.0010	0.00086	mg/L		02/25/25 11:12	02/26/25 17:58	1
Barium	<0.00089		0.010	0.00089	mg/L		02/25/25 11:12	02/26/25 17:58	1
Beryllium	<0.00020		0.0025	0.00020	mg/L		02/25/25 11:12	02/26/25 17:58	1
Boron	<0.022		0.080	0.022	mg/L		02/25/25 11:12	02/26/25 17:58	1
Cadmium	<0.000078		0.0025	0.000078	mg/L		02/25/25 11:12	02/26/25 17:58	1
Calcium	<0.14		0.50	0.14	mg/L		02/25/25 11:12	02/26/25 17:58	1
Chromium	<0.0012		0.0020	0.0012	mg/L		02/25/25 11:12	02/26/25 17:58	1
Cobalt	<0.00022		0.0025	0.00022	mg/L		02/25/25 11:12	02/26/25 17:58	1
Copper	<0.0011		0.0020	0.0011	mg/L		02/25/25 11:12	02/26/25 17:58	1
Lead	<0.00021		0.0010	0.00021	mg/L		02/25/25 11:12	02/26/25 17:58	1
Nickel	<0.00042		0.0010	0.00042	mg/L		02/25/25 11:12	02/26/25 17:58	1
Selenium	<0.00099		0.0050	0.00099	mg/L		02/25/25 11:12	02/26/25 17:58	1
Silver	<0.00039		0.0010	0.00039	mg/L		02/25/25 11:12	02/26/25 17:58	1
Thallium	<0.00026		0.0010	0.00026	mg/L		02/25/25 11:12	02/26/25 17:58	1
Vanadium	<0.00063		0.0020	0.00063	mg/L		02/25/25 11:12	02/26/25 17:58	1
Zinc	<0.0028		0.0050	0.0028	mg/L		02/25/25 11:12	02/26/25 17:58	1

Lab Sample ID: LCS 680-876931/2-A
Matrix: Water
Analysis Batch: 877192

Client Sample ID: Lab Control Sample
Prep Type: Total Recoverable
Prep Batch: 876931

Analyte	Spike Added	LCS Result	LCS Qualifier	Unit	D	%Rec	%Rec Limits
Antimony	0.0500	0.0531		mg/L		106	80 - 120
Arsenic	0.100	0.104		mg/L		104	80 - 120
Barium	0.100	0.106		mg/L		106	80 - 120
Beryllium	0.0500	0.0525		mg/L		105	80 - 120
Boron	0.400	0.392		mg/L		98	80 - 120
Cadmium	0.0500	0.0546		mg/L		109	80 - 120

Method: 6020B - Metals (ICP/MS) (Continued)

Lab Sample ID: LCS 680-876931/2-A
Matrix: Water
Analysis Batch: 877192

Client Sample ID: Lab Control Sample
Prep Type: Total Recoverable
Prep Batch: 876931

Analyte	Spike Added	LCS Result	LCS Qualifier	Unit	D	%Rec	%Rec Limits
Calcium	5.00	5.38		mg/L		108	80 - 120
Chromium	0.100	0.110		mg/L		110	80 - 120
Cobalt	0.0500	0.0519		mg/L		104	80 - 120
Copper	0.101	0.104		mg/L		103	80 - 120
Lead	0.500	0.588		mg/L		118	80 - 120
Nickel	0.100	0.103		mg/L		103	80 - 120
Selenium	0.100	0.108		mg/L		108	80 - 120
Thallium	0.0500	0.0469		mg/L		94	80 - 120
Vanadium	0.100	0.106		mg/L		106	80 - 120
Zinc	0.100	0.107		mg/L		107	80 - 120

Lab Sample ID: 680-262165-A-32-B MS
Matrix: Water
Analysis Batch: 877192

Client Sample ID: Matrix Spike
Prep Type: Total Recoverable
Prep Batch: 876931

Analyte	Sample Result	Sample Qualifier	Spike Added	MS Result	MS Qualifier	Unit	D	%Rec	%Rec Limits
Antimony	<0.00034		0.0500	0.0584		mg/L		117	75 - 125
Arsenic	<0.00086		0.100	0.115		mg/L		115	75 - 125
Barium	0.10		0.100	0.226		mg/L		121	75 - 125
Beryllium	<0.00020		0.0500	0.0609		mg/L		122	75 - 125
Boron	0.059	J	0.400	0.484		mg/L		106	75 - 125
Cadmium	0.00024	J	0.0500	0.0600		mg/L		120	75 - 125
Calcium	28		5.00	35.5	4	mg/L		148	75 - 125
Chromium	<0.0012		0.100	0.121		mg/L		121	75 - 125
Cobalt	0.0061		0.0500	0.0637		mg/L		115	75 - 125
Copper	<0.0011		0.101	0.113		mg/L		112	75 - 125
Lead	0.00033	J F1	0.500	0.643	F1	mg/L		129	75 - 125
Nickel	0.0046		0.100	0.118		mg/L		113	75 - 125
Selenium	<0.00099		0.100	0.119		mg/L		119	75 - 125
Silver	<0.00039	*+ F1	0.0500	0.0675	F1	mg/L		135	75 - 125
Thallium	<0.00026		0.0500	0.0528		mg/L		106	75 - 125
Vanadium	0.0022		0.100	0.119		mg/L		117	75 - 125
Zinc	0.0062		0.100	0.119		mg/L		112	75 - 125

Lab Sample ID: 680-262165-A-32-C MSD
Matrix: Water
Analysis Batch: 877192

Client Sample ID: Matrix Spike Duplicate
Prep Type: Total Recoverable
Prep Batch: 876931

Analyte	Sample Result	Sample Qualifier	Spike Added	MSD Result	MSD Qualifier	Unit	D	%Rec	%Rec Limits	RPD	RPD Limit
Antimony	<0.00034		0.0500	0.0541		mg/L		108	75 - 125	8	20
Arsenic	<0.00086		0.100	0.106		mg/L		106	75 - 125	8	20
Barium	0.10		0.100	0.209		mg/L		104	75 - 125	8	20
Beryllium	<0.00020		0.0500	0.0563		mg/L		113	75 - 125	8	20
Boron	0.059	J	0.400	0.467		mg/L		102	75 - 125	4	20
Cadmium	0.00024	J	0.0500	0.0553		mg/L		110	75 - 125	8	20
Calcium	28		5.00	32.9	4	mg/L		95	75 - 125	8	20
Chromium	<0.0012		0.100	0.111		mg/L		111	75 - 125	9	20
Cobalt	0.0061		0.0500	0.0591		mg/L		106	75 - 125	8	20
Copper	<0.0011		0.101	0.106		mg/L		105	75 - 125	7	20

Method: 6020B - Metals (ICP/MS) (Continued)

Lab Sample ID: 680-262165-A-32-C MSD
Matrix: Water
Analysis Batch: 877192

Client Sample ID: Matrix Spike Duplicate
Prep Type: Total Recoverable
Prep Batch: 876931

Analyte	Sample Result	Sample Qualifier	Spike Added	MSD Result	MSD Qualifier	Unit	D	%Rec	%Rec Limits	RPD	RPD Limit
Lead	0.00033	J F1	0.500	0.599		mg/L		120	75 - 125	7	20
Nickel	0.0046		0.100	0.109		mg/L		105	75 - 125	8	20
Selenium	<0.00099		0.100	0.107		mg/L		107	75 - 125	10	20
Silver	<0.00039	*+ F1	0.0500	0.0632	F1	mg/L		126	75 - 125	7	20
Thallium	<0.00026		0.0500	0.0485		mg/L		97	75 - 125	8	20
Vanadium	0.0022		0.100	0.109		mg/L		107	75 - 125	9	20
Zinc	0.0062		0.100	0.108		mg/L		102	75 - 125	9	20

Method: 2540C-2011 - Total Dissolved Solids (Dried at 180 °C)

Lab Sample ID: MB 680-874640/1
Matrix: Water
Analysis Batch: 874640

Client Sample ID: Method Blank
Prep Type: Total/NA

Analyte	MB Result	MB Qualifier	RL	MDL	Unit	D	Prepared	Analyzed	Dil Fac
Total Dissolved Solids	<10		10	10	mg/L			02/06/25 06:37	1

Lab Sample ID: LCS 680-874640/2
Matrix: Water
Analysis Batch: 874640

Client Sample ID: Lab Control Sample
Prep Type: Total/NA

Analyte	Spike Added	LCS Result	LCS Qualifier	Unit	D	%Rec	%Rec Limits
Total Dissolved Solids	2440	2420		mg/L		99	80 - 120

Lab Sample ID: LCSD 680-874640/3
Matrix: Water
Analysis Batch: 874640

Client Sample ID: Lab Control Sample Dup
Prep Type: Total/NA

Analyte	Spike Added	LCSD Result	LCSD Qualifier	Unit	D	%Rec	%Rec Limits	RPD	RPD Limit
Total Dissolved Solids	2440	2390		mg/L		98	80 - 120	1	25

Lab Sample ID: 680-261478-C-2 DU
Matrix: Water
Analysis Batch: 874640

Client Sample ID: Duplicate
Prep Type: Total/NA

Analyte	Sample Result	Sample Qualifier	DU Result	DU Qualifier	Unit	D	RPD	RPD Limit
Total Dissolved Solids	540		566		mg/L		5	5

Lab Sample ID: MB 680-875047/1
Matrix: Water
Analysis Batch: 875047

Client Sample ID: Method Blank
Prep Type: Total/NA

Analyte	MB Result	MB Qualifier	RL	MDL	Unit	D	Prepared	Analyzed	Dil Fac
Total Dissolved Solids	<10		10	10	mg/L			02/10/25 08:57	1

Method: 2540C-2011 - Total Dissolved Solids (Dried at 180 °C) (Continued)

Lab Sample ID: LCS 680-875047/2
Matrix: Water
Analysis Batch: 875047

Client Sample ID: Lab Control Sample
Prep Type: Total/NA

Analyte	Spike Added	LCS Result	LCS Qualifier	Unit	D	%Rec	%Rec Limits
Total Dissolved Solids	2440	2410		mg/L		99	80 - 120

Lab Sample ID: LCSD 680-875047/3
Matrix: Water
Analysis Batch: 875047

Client Sample ID: Lab Control Sample Dup
Prep Type: Total/NA

Analyte	Spike Added	LCSD Result	LCSD Qualifier	Unit	D	%Rec	%Rec Limits	RPD	RPD Limit
Total Dissolved Solids	2440	2370		mg/L		97	80 - 120	2	25

Lab Sample ID: 680-261520-C-14 DU
Matrix: Water
Analysis Batch: 875047

Client Sample ID: Duplicate
Prep Type: Total/NA

Analyte	Sample Result	Sample Qualifier	DU Result	DU Qualifier	Unit	D	RPD	RPD Limit
Total Dissolved Solids	310		288	F3	mg/L		9	5

Lab Sample ID: 680-261648-C-1 DU
Matrix: Water
Analysis Batch: 875047

Client Sample ID: Duplicate
Prep Type: Total/NA

Analyte	Sample Result	Sample Qualifier	DU Result	DU Qualifier	Unit	D	RPD	RPD Limit
Total Dissolved Solids	560		554		mg/L		0.7	5

HPLC/IC

Analysis Batch: 875093

Lab Sample ID	Client Sample ID	Prep Type	Matrix	Method	Prep Batch
680-261575-1	MCI-LF4-FD-03	Total/NA	Water	300.0-1993 R2.1	
680-261575-2	MCI-GWA-4A	Total/NA	Water	300.0-1993 R2.1	
680-261575-3	MCI-LF4-GWA-2	Total/NA	Water	300.0-1993 R2.1	
680-261575-4	MCI-GWA-3	Total/NA	Water	300.0-1993 R2.1	
680-261575-5	MCI-LF4-GWA-5	Total/NA	Water	300.0-1993 R2.1	
680-261575-6	MCI-GWC-10	Total/NA	Water	300.0-1993 R2.1	
680-261575-7	MCI-GWA-13	Total/NA	Water	300.0-1993 R2.1	
680-261575-8	MCI-GWA-14	Total/NA	Water	300.0-1993 R2.1	
680-261575-9	MCI-GWA-15	Total/NA	Water	300.0-1993 R2.1	
680-261575-10	MCI-GWA-16	Total/NA	Water	300.0-1993 R2.1	
680-261575-11	MCI-LF4-FB-05	Total/NA	Water	300.0-1993 R2.1	
680-261575-12	MCI-GWC-17	Total/NA	Water	300.0-1993 R2.1	
680-261575-13	MCI-GWC-19	Total/NA	Water	300.0-1993 R2.1	
MB 680-875093/2	Method Blank	Total/NA	Water	300.0-1993 R2.1	
LCS 680-875093/3	Lab Control Sample	Total/NA	Water	300.0-1993 R2.1	
LCSD 680-875093/4	Lab Control Sample Dup	Total/NA	Water	300.0-1993 R2.1	
680-261575-8 MS	MCI-GWA-14	Total/NA	Water	300.0-1993 R2.1	
680-261575-8 MSD	MCI-GWA-14	Total/NA	Water	300.0-1993 R2.1	

Analysis Batch: 877639

Lab Sample ID	Client Sample ID	Prep Type	Matrix	Method	Prep Batch
680-261575-6	MCI-GWC-10	Total/NA	Water	300.0-1993 R2.1	
680-261575-8	MCI-GWA-14	Total/NA	Water	300.0-1993 R2.1	
680-261575-12	MCI-GWC-17	Total/NA	Water	300.0-1993 R2.1	
680-261575-13	MCI-GWC-19	Total/NA	Water	300.0-1993 R2.1	
MB 680-877639/2	Method Blank	Total/NA	Water	300.0-1993 R2.1	
LCS 680-877639/3	Lab Control Sample	Total/NA	Water	300.0-1993 R2.1	
LCSD 680-877639/4	Lab Control Sample Dup	Total/NA	Water	300.0-1993 R2.1	
680-262185-D-4 MS	Matrix Spike	Total/NA	Water	300.0-1993 R2.1	
680-262185-D-4 MSD	Matrix Spike Duplicate	Total/NA	Water	300.0-1993 R2.1	

Metals

Prep Batch: 874638

Lab Sample ID	Client Sample ID	Prep Type	Matrix	Method	Prep Batch
680-261575-11	MCI-LF4-FB-05	Total Recoverable	Water	3005A	
MB 680-874638/1-A	Method Blank	Total Recoverable	Water	3005A	
LCS 680-874638/2-A	Lab Control Sample	Total Recoverable	Water	3005A	
680-261520-D-15-B MS	Matrix Spike	Total Recoverable	Water	3005A	
680-261520-D-15-C MSD	Matrix Spike Duplicate	Total Recoverable	Water	3005A	

Prep Batch: 874639

Lab Sample ID	Client Sample ID	Prep Type	Matrix	Method	Prep Batch
680-261575-2	MCI-GWA-4A	Total Recoverable	Water	3005A	
680-261575-3	MCI-LF4-GWA-2	Total Recoverable	Water	3005A	
680-261575-4	MCI-GWA-3	Total Recoverable	Water	3005A	
680-261575-5	MCI-LF4-GWA-5	Total Recoverable	Water	3005A	
680-261575-6	MCI-GWC-10	Total Recoverable	Water	3005A	
680-261575-7	MCI-GWA-13	Total Recoverable	Water	3005A	
680-261575-8	MCI-GWA-14	Total Recoverable	Water	3005A	
680-261575-9	MCI-GWA-15	Total Recoverable	Water	3005A	

Metals (Continued)

Prep Batch: 874639 (Continued)

Lab Sample ID	Client Sample ID	Prep Type	Matrix	Method	Prep Batch
680-261575-10	MCI-GWA-16	Total Recoverable	Water	3005A	
680-261575-12	MCI-GWC-17	Total Recoverable	Water	3005A	
MB 680-874639/1-A	Method Blank	Total Recoverable	Water	3005A	
LCS 680-874639/2-A	Lab Control Sample	Total Recoverable	Water	3005A	
680-261528-E-3-B MS	Matrix Spike	Total Recoverable	Water	3005A	
680-261528-E-3-C MSD	Matrix Spike Duplicate	Total Recoverable	Water	3005A	

Analysis Batch: 874819

Lab Sample ID	Client Sample ID	Prep Type	Matrix	Method	Prep Batch
680-261575-2	MCI-GWA-4A	Total Recoverable	Water	6020B	874639
680-261575-3	MCI-LF4-GWA-2	Total Recoverable	Water	6020B	874639
680-261575-4	MCI-GWA-3	Total Recoverable	Water	6020B	874639
680-261575-5	MCI-LF4-GWA-5	Total Recoverable	Water	6020B	874639
680-261575-6	MCI-GWC-10	Total Recoverable	Water	6020B	874639
680-261575-7	MCI-GWA-13	Total Recoverable	Water	6020B	874639
680-261575-8	MCI-GWA-14	Total Recoverable	Water	6020B	874639
680-261575-9	MCI-GWA-15	Total Recoverable	Water	6020B	874639
680-261575-10	MCI-GWA-16	Total Recoverable	Water	6020B	874639
680-261575-11	MCI-LF4-FB-05	Total Recoverable	Water	6020B	874638
680-261575-12	MCI-GWC-17	Total Recoverable	Water	6020B	874639
MB 680-874638/1-A	Method Blank	Total Recoverable	Water	6020B	874638
MB 680-874639/1-A	Method Blank	Total Recoverable	Water	6020B	874639
LCS 680-874638/2-A	Lab Control Sample	Total Recoverable	Water	6020B	874638
LCS 680-874639/2-A	Lab Control Sample	Total Recoverable	Water	6020B	874639
680-261520-D-15-B MS	Matrix Spike	Total Recoverable	Water	6020B	874638
680-261520-D-15-C MSD	Matrix Spike Duplicate	Total Recoverable	Water	6020B	874638
680-261528-E-3-B MS	Matrix Spike	Total Recoverable	Water	6020B	874639
680-261528-E-3-C MSD	Matrix Spike Duplicate	Total Recoverable	Water	6020B	874639

Analysis Batch: 874971

Lab Sample ID	Client Sample ID	Prep Type	Matrix	Method	Prep Batch
680-261575-11	MCI-LF4-FB-05	Total Recoverable	Water	6020B	874638

Prep Batch: 876931

Lab Sample ID	Client Sample ID	Prep Type	Matrix	Method	Prep Batch
680-261575-1	MCI-LF4-FD-03	Total Recoverable	Water	3005A	
680-261575-13	MCI-GWC-19	Total Recoverable	Water	3005A	
MB 680-876931/1-A	Method Blank	Total Recoverable	Water	3005A	
LCS 680-876931/2-A	Lab Control Sample	Total Recoverable	Water	3005A	
680-262165-A-32-B MS	Matrix Spike	Total Recoverable	Water	3005A	
680-262165-A-32-C MSD	Matrix Spike Duplicate	Total Recoverable	Water	3005A	

Analysis Batch: 877192

Lab Sample ID	Client Sample ID	Prep Type	Matrix	Method	Prep Batch
680-261575-1	MCI-LF4-FD-03	Total Recoverable	Water	6020B	876931
680-261575-13	MCI-GWC-19	Total Recoverable	Water	6020B	876931
MB 680-876931/1-A	Method Blank	Total Recoverable	Water	6020B	876931
LCS 680-876931/2-A	Lab Control Sample	Total Recoverable	Water	6020B	876931
680-262165-A-32-B MS	Matrix Spike	Total Recoverable	Water	6020B	876931
680-262165-A-32-C MSD	Matrix Spike Duplicate	Total Recoverable	Water	6020B	876931

QC Association Summary

Client: Southern Company
Project/Site: Plant McIntosh Landfill 4

Job ID: 680-261575-1

General Chemistry

Analysis Batch: 874640

Lab Sample ID	Client Sample ID	Prep Type	Matrix	Method	Prep Batch
680-261575-2	MCI-GWA-4A	Total/NA	Water	2540C-2011	
MB 680-874640/1	Method Blank	Total/NA	Water	2540C-2011	
LCS 680-874640/2	Lab Control Sample	Total/NA	Water	2540C-2011	
LCSD 680-874640/3	Lab Control Sample Dup	Total/NA	Water	2540C-2011	
680-261478-C-2 DU	Duplicate	Total/NA	Water	2540C-2011	

Analysis Batch: 875047

Lab Sample ID	Client Sample ID	Prep Type	Matrix	Method	Prep Batch
680-261575-1	MCI-LF4-FD-03	Total/NA	Water	2540C-2011	
680-261575-3	MCI-LF4-GWA-2	Total/NA	Water	2540C-2011	
680-261575-4	MCI-GWA-3	Total/NA	Water	2540C-2011	
680-261575-5	MCI-LF4-GWA-5	Total/NA	Water	2540C-2011	
680-261575-6	MCI-GWC-10	Total/NA	Water	2540C-2011	
680-261575-7	MCI-GWA-13	Total/NA	Water	2540C-2011	
680-261575-8	MCI-GWA-14	Total/NA	Water	2540C-2011	
680-261575-9	MCI-GWA-15	Total/NA	Water	2540C-2011	
680-261575-10	MCI-GWA-16	Total/NA	Water	2540C-2011	
680-261575-11	MCI-LF4-FB-05	Total/NA	Water	2540C-2011	
680-261575-12	MCI-GWC-17	Total/NA	Water	2540C-2011	
680-261575-13	MCI-GWC-19	Total/NA	Water	2540C-2011	
MB 680-875047/1	Method Blank	Total/NA	Water	2540C-2011	
LCS 680-875047/2	Lab Control Sample	Total/NA	Water	2540C-2011	
LCSD 680-875047/3	Lab Control Sample Dup	Total/NA	Water	2540C-2011	
680-261520-C-14 DU	Duplicate	Total/NA	Water	2540C-2011	
680-261648-C-1 DU	Duplicate	Total/NA	Water	2540C-2011	

Lab Chronicle

Client: Southern Company
Project/Site: Plant McIntosh Landfill 4

Job ID: 680-261575-1

Client Sample ID: MCI-LF4-FD-03

Lab Sample ID: 680-261575-1
Date Collected: 02/04/25 00:00
Matrix: Water
Date Received: 02/05/25 09:41

Prep Type	Batch Type	Batch Method	Run	Dil Factor	Initial Amount	Final Amount	Batch Number	Prepared or Analyzed	Analyst	Lab
Total/NA	Analysis	300.0-1993 R2.1		1	5 mL	5 mL	875093	02/10/25 14:03	AF	EET SAV
	Instrument ID: CICP									
Total Recoverable	Prep	3005A			25 mL	125 mL	876931	02/25/25 11:12	RR	EET SAV
Total Recoverable	Analysis	6020B		1			877192	02/26/25 18:36	BWR	EET SAV
	Instrument ID: ICPMSG									
Total/NA	Analysis	2540C-2011		1	200 mL	200 mL	875047	02/10/25 08:57	PG	EET SAV
	Instrument ID: NOEQUIP									

Client Sample ID: MCI-GWA-4A

Lab Sample ID: 680-261575-2
Date Collected: 02/03/25 16:20
Matrix: Water
Date Received: 02/05/25 09:41

Prep Type	Batch Type	Batch Method	Run	Dil Factor	Initial Amount	Final Amount	Batch Number	Prepared or Analyzed	Analyst	Lab
Total/NA	Analysis	300.0-1993 R2.1		1	5 mL	5 mL	875093	02/10/25 14:13	AF	EET SAV
	Instrument ID: CICP									
Total Recoverable	Prep	3005A			25 mL	125 mL	874639	02/06/25 06:25	RR	EET SAV
Total Recoverable	Analysis	6020B		1			874819	02/06/25 16:43	BWR	EET SAV
	Instrument ID: ICPMSD									
Total/NA	Analysis	2540C-2011		1	200 mL	200 mL	874640	02/06/25 06:37	PG	EET SAV
	Instrument ID: NOEQUIP									

Client Sample ID: MCI-LF4-GWA-2

Lab Sample ID: 680-261575-3
Date Collected: 02/04/25 12:23
Matrix: Water
Date Received: 02/05/25 09:41

Prep Type	Batch Type	Batch Method	Run	Dil Factor	Initial Amount	Final Amount	Batch Number	Prepared or Analyzed	Analyst	Lab
Total/NA	Analysis	300.0-1993 R2.1		1	5 mL	5 mL	875093	02/10/25 14:23	AF	EET SAV
	Instrument ID: CICP									
Total Recoverable	Prep	3005A			25 mL	125 mL	874639	02/06/25 06:25	RR	EET SAV
Total Recoverable	Analysis	6020B		1			874819	02/06/25 17:06	BWR	EET SAV
	Instrument ID: ICPMSD									
Total/NA	Analysis	2540C-2011		1	200 mL	200 mL	875047	02/10/25 08:57	PG	EET SAV
	Instrument ID: NOEQUIP									

Client Sample ID: MCI-GWA-3

Lab Sample ID: 680-261575-4
Date Collected: 02/04/25 11:06
Matrix: Water
Date Received: 02/05/25 09:41

Prep Type	Batch Type	Batch Method	Run	Dil Factor	Initial Amount	Final Amount	Batch Number	Prepared or Analyzed	Analyst	Lab
Total/NA	Analysis	300.0-1993 R2.1		1	5 mL	5 mL	875093	02/10/25 14:32	AF	EET SAV
	Instrument ID: CICP									
Total Recoverable	Prep	3005A			25 mL	125 mL	874639	02/06/25 06:25	RR	EET SAV
Total Recoverable	Analysis	6020B		1			874819	02/06/25 16:41	BWR	EET SAV
	Instrument ID: ICPMSD									
Total/NA	Analysis	2540C-2011		1	200 mL	200 mL	875047	02/10/25 08:57	PG	EET SAV
	Instrument ID: NOEQUIP									

Lab Chronicle

Client: Southern Company
Project/Site: Plant McIntosh Landfill 4

Job ID: 680-261575-1

Client Sample ID: MCI-LF4-GWA-5

Lab Sample ID: 680-261575-5

Date Collected: 02/04/25 09:46

Matrix: Water

Date Received: 02/05/25 09:41

Prep Type	Batch Type	Batch Method	Run	Dil Factor	Initial Amount	Final Amount	Batch Number	Prepared or Analyzed	Analyst	Lab
Total/NA	Analysis	300.0-1993 R2.1		1	5 mL	5 mL	875093	02/10/25 14:42	AF	EET SAV
	Instrument ID: CICP									
Total Recoverable	Prep	3005A			25 mL	125 mL	874639	02/06/25 06:25	RR	EET SAV
Total Recoverable	Analysis	6020B		1			874819	02/06/25 16:56	BWR	EET SAV
	Instrument ID: ICPMSD									
Total/NA	Analysis	2540C-2011		1	200 mL	200 mL	875047	02/10/25 08:57	PG	EET SAV
	Instrument ID: NOEQUIP									

Client Sample ID: MCI-GWC-10

Lab Sample ID: 680-261575-6

Date Collected: 02/04/25 15:58

Matrix: Water

Date Received: 02/05/25 09:41

Prep Type	Batch Type	Batch Method	Run	Dil Factor	Initial Amount	Final Amount	Batch Number	Prepared or Analyzed	Analyst	Lab
Total/NA	Analysis	300.0-1993 R2.1		1	5 mL	5 mL	875093	02/10/25 14:52	AF	EET SAV
	Instrument ID: CICP									
Total/NA	Analysis	300.0-1993 R2.1		1	2 mL	2 mL	877639	03/04/25 10:50	BS	EET SAV
	Instrument ID: CICR									
Total Recoverable	Prep	3005A			25 mL	125 mL	874639	02/06/25 06:25	RR	EET SAV
Total Recoverable	Analysis	6020B		1			874819	02/06/25 16:53	BWR	EET SAV
	Instrument ID: ICPMSD									
Total/NA	Analysis	2540C-2011		1	200 mL	200 mL	875047	02/10/25 08:57	PG	EET SAV
	Instrument ID: NOEQUIP									

Client Sample ID: MCI-GWA-13

Lab Sample ID: 680-261575-7

Date Collected: 02/04/25 10:55

Matrix: Water

Date Received: 02/05/25 09:41

Prep Type	Batch Type	Batch Method	Run	Dil Factor	Initial Amount	Final Amount	Batch Number	Prepared or Analyzed	Analyst	Lab
Total/NA	Analysis	300.0-1993 R2.1		1	5 mL	5 mL	875093	02/10/25 15:02	AF	EET SAV
	Instrument ID: CICP									
Total Recoverable	Prep	3005A			25 mL	125 mL	874639	02/06/25 06:25	RR	EET SAV
Total Recoverable	Analysis	6020B		1			874819	02/06/25 17:09	BWR	EET SAV
	Instrument ID: ICPMSD									
Total/NA	Analysis	2540C-2011		1	200 mL	200 mL	875047	02/10/25 08:57	PG	EET SAV
	Instrument ID: NOEQUIP									

Client Sample ID: MCI-GWA-14

Lab Sample ID: 680-261575-8

Date Collected: 02/04/25 09:55

Matrix: Water

Date Received: 02/05/25 09:41

Prep Type	Batch Type	Batch Method	Run	Dil Factor	Initial Amount	Final Amount	Batch Number	Prepared or Analyzed	Analyst	Lab
Total/NA	Analysis	300.0-1993 R2.1		1	5 mL	5 mL	875093	02/10/25 15:31	AF	EET SAV
	Instrument ID: CICP									
Total/NA	Analysis	300.0-1993 R2.1		1	2 mL	2 mL	877639	03/04/25 10:58	BS	EET SAV
	Instrument ID: CICR									

Lab Chronicle

Client: Southern Company
Project/Site: Plant McIntosh Landfill 4

Job ID: 680-261575-1

Client Sample ID: MCI-GWA-14
Date Collected: 02/04/25 09:55
Date Received: 02/05/25 09:41

Lab Sample ID: 680-261575-8
Matrix: Water

Prep Type	Batch Type	Batch Method	Run	Dil Factor	Initial Amount	Final Amount	Batch Number	Prepared or Analyzed	Analyst	Lab
Total Recoverable	Prep	3005A			25 mL	125 mL	874639	02/06/25 06:25	RR	EET SAV
Total Recoverable	Analysis	6020B		1			874819	02/06/25 16:59	BWR	EET SAV
	Instrument ID: ICPMSD									
Total/NA	Analysis	2540C-2011		1	200 mL	200 mL	875047	02/10/25 08:57	PG	EET SAV
	Instrument ID: NOEQUIP									

Client Sample ID: MCI-GWA-15
Date Collected: 02/04/25 14:22
Date Received: 02/05/25 09:41

Lab Sample ID: 680-261575-9
Matrix: Water

Prep Type	Batch Type	Batch Method	Run	Dil Factor	Initial Amount	Final Amount	Batch Number	Prepared or Analyzed	Analyst	Lab
Total/NA	Analysis	300.0-1993 R2.1		1	5 mL	5 mL	875093	02/10/25 16:00	AF	EET SAV
	Instrument ID: CICP									
Total Recoverable	Prep	3005A			25 mL	125 mL	874639	02/06/25 06:25	RR	EET SAV
Total Recoverable	Analysis	6020B		1			874819	02/06/25 16:46	BWR	EET SAV
	Instrument ID: ICPMSD									
Total/NA	Analysis	2540C-2011		1	200 mL	200 mL	875047	02/10/25 08:57	PG	EET SAV
	Instrument ID: NOEQUIP									

Client Sample ID: MCI-GWA-16
Date Collected: 02/04/25 12:50
Date Received: 02/05/25 09:41

Lab Sample ID: 680-261575-10
Matrix: Water

Prep Type	Batch Type	Batch Method	Run	Dil Factor	Initial Amount	Final Amount	Batch Number	Prepared or Analyzed	Analyst	Lab
Total/NA	Analysis	300.0-1993 R2.1		1	5 mL	5 mL	875093	02/10/25 16:10	AF	EET SAV
	Instrument ID: CICP									
Total Recoverable	Prep	3005A			25 mL	125 mL	874639	02/06/25 06:25	RR	EET SAV
Total Recoverable	Analysis	6020B		1			874819	02/06/25 17:01	BWR	EET SAV
	Instrument ID: ICPMSD									
Total/NA	Analysis	2540C-2011		1	200 mL	200 mL	875047	02/10/25 08:57	PG	EET SAV
	Instrument ID: NOEQUIP									

Client Sample ID: MCI-LF4-FB-05
Date Collected: 02/04/25 15:15
Date Received: 02/05/25 09:41

Lab Sample ID: 680-261575-11
Matrix: Water

Prep Type	Batch Type	Batch Method	Run	Dil Factor	Initial Amount	Final Amount	Batch Number	Prepared or Analyzed	Analyst	Lab
Total/NA	Analysis	300.0-1993 R2.1		1	5 mL	5 mL	875093	02/10/25 16:20	AF	EET SAV
	Instrument ID: CICP									
Total Recoverable	Prep	3005A			25 mL	125 mL	874638	02/06/25 06:25	RR	EET SAV
Total Recoverable	Analysis	6020B		1			874971	02/07/25 16:01	BWR	EET SAV
	Instrument ID: ICPMSC									
Total Recoverable	Prep	3005A			25 mL	125 mL	874638	02/06/25 06:25	RR	EET SAV
Total Recoverable	Analysis	6020B		1			874819	02/06/25 18:48	BWR	EET SAV
	Instrument ID: ICPMSD									

Lab Chronicle

Client: Southern Company
Project/Site: Plant McIntosh Landfill 4

Job ID: 680-261575-1

Client Sample ID: MCI-LF4-FB-05

Lab Sample ID: 680-261575-11

Date Collected: 02/04/25 15:15

Matrix: Water

Date Received: 02/05/25 09:41

Prep Type	Batch Type	Batch Method	Run	Dil Factor	Initial Amount	Final Amount	Batch Number	Prepared or Analyzed	Analyst	Lab
Total/NA	Analysis	2540C-2011		1	200 mL	200 mL	875047	02/10/25 08:57	PG	EET SAV

Client Sample ID: MCI-GWC-17

Lab Sample ID: 680-261575-12

Date Collected: 02/04/25 15:40

Matrix: Water

Date Received: 02/05/25 09:41

Prep Type	Batch Type	Batch Method	Run	Dil Factor	Initial Amount	Final Amount	Batch Number	Prepared or Analyzed	Analyst	Lab
Total/NA	Analysis	300.0-1993 R2.1		1	5 mL	5 mL	875093	02/10/25 16:30	AF	EET SAV
	Instrument ID: CICP									
Total/NA	Analysis	300.0-1993 R2.1		1	2 mL	2 mL	877639	03/04/25 11:07	BS	EET SAV
	Instrument ID: CICR									
Total Recoverable	Prep	3005A			25 mL	125 mL	874639	02/06/25 06:25	RR	EET SAV
Total Recoverable	Analysis	6020B		1			874819	02/06/25 17:04	BWR	EET SAV
	Instrument ID: ICPMSD									
Total/NA	Analysis	2540C-2011		1	200 mL	200 mL	875047	02/10/25 08:57	PG	EET SAV
	Instrument ID: NOEQUIP									

Client Sample ID: MCI-GWC-19

Lab Sample ID: 680-261575-13

Date Collected: 02/04/25 14:25

Matrix: Water

Date Received: 02/05/25 09:41

Prep Type	Batch Type	Batch Method	Run	Dil Factor	Initial Amount	Final Amount	Batch Number	Prepared or Analyzed	Analyst	Lab
Total/NA	Analysis	300.0-1993 R2.1		1	5 mL	5 mL	875093	02/10/25 16:40	AF	EET SAV
	Instrument ID: CICP									
Total/NA	Analysis	300.0-1993 R2.1		1	2 mL	2 mL	877639	03/04/25 11:15	BS	EET SAV
	Instrument ID: CICR									
Total Recoverable	Prep	3005A			25 mL	125 mL	876931	02/25/25 11:35	RR	EET SAV
Total Recoverable	Analysis	6020B		1			877192	02/26/25 18:40	BWR	EET SAV
	Instrument ID: ICPMSG									
Total/NA	Analysis	2540C-2011		1	200 mL	200 mL	875047	02/10/25 08:57	PG	EET SAV
	Instrument ID: NOEQUIP									

Laboratory References:

EET SAV = Eurofins Savannah, 5102 LaRoche Avenue, Savannah, GA 31404, TEL (912)354-7858

Accreditation/Certification Summary

Client: Southern Company
Job ID: 680-261575-1
Project/Site: Plant McIntosh Landfill 4

Laboratory: Eurofins Savannah

The accreditations/certifications listed below are applicable to this report.

Authority	Program	Identification Number	Expiration Date
Florida	NELAP	E87052	06-30-25
Georgia	State	E87052	06-30-25

Method Summary

Client: Southern Company
Project/Site: Plant McIntosh Landfill 4

Job ID: 680-261575-1

Method	Method Description	Protocol	Laboratory
300.0-1993 R2.1	Anions, Ion Chromatography	MCAWW	EET SAV
6020B	Metals (ICP/MS)	SW846	EET SAV
2540C-2011	Total Dissolved Solids (Dried at 180 °C)	SM	EET SAV
3005A	Preparation, Total Recoverable or Dissolved Metals	SW846	EET SAV

Protocol References:

MCAWW = "Methods For Chemical Analysis Of Water And Wastes", EPA-600/4-79-020, March 1983 And Subsequent Revisions.
SM = "Standard Methods For The Examination Of Water And Wastewater"
SW846 = "Test Methods For Evaluating Solid Waste, Physical/Chemical Methods", Third Edition, November 1986 And Its Updates.

Laboratory References:

EET SAV = Eurofins Savannah, 5102 LaRoche Avenue, Savannah, GA 31404, TEL (912)354-7858

Eurofins TestAmerica, Savannah
5102 LaRoche Avenue
Savannah, GA 31404
Phone (912) 354-7858 Fax (912) 352-0165

Chain of Custody Record

eurofins | Environment Testing America

Client Information	Sampler: J. Benstad, H. Add ACC	Lab PM: Fuller, David	Carrier Tracking No(s):	COC No.
Client Contact: SCS Contacts	Phone: 770-594-5998	E-Mail: david.fuller@et.eurofinsus.com		Page: 1 of 2
Company: GA Power				Job #:
Address: 241 Ralph McGill Blvd SE	Due Date Requested:			
City: Atlanta	TAT Requested (days):			
State, Zip: GA, 30308				
Phone: 404-506-7116(Tel)	Lab Project #: 68027746			
Email: SCS Contacts / ACC Contacts	PO #: GPC82130-0002			
Project Name: Plant McIntosh Landfill 4	Project #:			
Site: Georgia	SSOW#:			

Analysis Requested

680-261575 Chain of Custody

Preservation Codes

A - HCL
B - NaOH
C - Zn Acetate
D - Nitric Acid
E - NaHSO4
M - Hexane
N - None
O - AsNaO2
P - Na2O4S
Q - Na2SO3
R - Na2S2O3
S - H2SO4
T - TSP Dodecahydrate
U - Acetone
V - MCAA
W - pH 4-5
Z - other (specify)

Task_Code: MCI-CCR-ASSMT-2025S1

Special Instructions/Note: Full APP III + 15 State Metals

Sample Identification	Sample Date (mm/dd/yy)	Sample Time (hhmm)	Sample Type (C=comp, G=grab)	Matrix (WG=ground water WS=surface water WQ=quality control)	Field Filtered Sample (Yes or No)	Perform MS/MSD (Yes or No)	APP III Metals B, Ca	Cl F SO4 & TDS (EPA 300 0 & SM 2540C)	Custom State 15 Permit Metals (EPA 6020) Sb,As Ba Be,Cd Cr Co,Cu Pb,Ni Se,Ag Tl V Zn	Total Number
			Preservation Code:				D	I	D	
MCI- LF4-FD-03	02/04/25	—	G	WG	N	N	✓	✓	✓	3
MCI- GWA-4A	02/03/25	1620	G	WG	N	N	✓	✓	✓	3
MCI- LF4-GWA-2	02/04/25	1223	G	WG	N	N	✓	✓	✓	3
MCI- GWA-3	02/04/25	1106	G	WG	N	N	✓	✓	✓	3
MCI- LF4-GWA-5	02/04/25	0946	G	WG	N	N	✓	✓	✓	3
MCI- GWC-10	02/04/25	1558	G	WG	N	N	✓	✓	✓	3
MCI- GWA-13	02/04/25	1055	G	WG	N	N	✓	✓	✓	3
MCI- GWA-14	02/04/25	0955	G	WG	N	N	✓	✓	✓	3
MCI- GWA-15	02/04/25	1422	G	WG	N	N	✓	✓	✓	3
MCI- GWA-16	02/04/25	1250	G	WG	N	N	✓	✓	✓	3
MCI- LF4-FB-05	02/04/25	1515	G	WQ	N	N	✓	✓	✓	3

Possible Hazard Identification
☐ Non-Hazard ☐ Flammable ☐ Skin Irritant ☐ Poison B ☒ Unknown ☐ Radiological

Sample Disposal (A fee may be assessed if samples are retained longer than 1 month)
☐ Return To Client ☒ Disposal By Lab ☐ Archive For _____ Months

Deliverable Requested I II, III, IV, Other (specify)

Special Instructions/QC Requirements State Permit Metals. antimony, arsenic, barium, beryllium, cadmium, chromium, cobalt, copper, lead, nickel, selenium, silver, thallium, vanadium, zinc

Empty Kit Relinquished by:	Date	Time.	Method of Shipment:

Relinquished by:	Date/Time:	Company	Received by:	Date/Time:	Company
[signature]	2/4/25 1900	ACC	[signature]	2/4/25 1900	ACC
[signature]	2/5/25 0941	ACC	[signature]	2/5/25 941	

Custody Seals Intact: Δ Yes Δ No	Custody Seal No	Cooler Temperature(s) °C and Other Remarks: 2.3/2.3 ~~3.2/3.2~~ 3.9/3.9

Ver: 8/8/2019

Eurofins TestAmerica, Savannah
5102 LaRoche Avenue
Savannah GA 31404
Phone (912) 354-7858 Fax (912) 352-0165

Chain of Custody Record

eurofins | Environment Testing America

Client Information	Sampler: J Berisford, H. Auld ACC	Lab PM: Fuller, David	Carrier Tracking No(s):	COC No:
Client Contact: SCS Contacts	Phone: 770-594-5998	E-Mail: david.fuller@et.eurofinsus.com		Page: 2 of 2
Company: GA Power				Job #:
Address: 241 Ralph McGill Blvd SE	Due Date Requested			
City: Atlanta	TAT Requested (days)			
State, Zip: GA, 30308				
Phone: 404-506-7116(Tel)	Lab Project #: 68027746			
Email: SCS Contacts / ACC Contacts	PO #: GPC82130-0002			
Project Name: Plant McIntosh Landfill 4	Project #:			
Site: Georgia	SSOW#:			

Analysis Requested

Preservation Codes:

A - HCL	M - Hexane
B - NaOH	N - None
C - Zn Acetate	O AsNaO2
D - Nitric Acid	P - Na2O4S
E - NaHSO4	Q - Na2SO3
F - MeOH	R - Na2S2O3
G - Amchlor	S - H2SO4
H - Ascorbic Acid	T - TSP Dodecahydrate
I - Ice	U - Acetone
J - DI Water	V - MCAA
K - EDTA	W - pH 4-5
L - EDA	Z - other (specify)

Other:

Task_Code: MCI-CCR-ASSMT-2025S1

Special Instructions/Note: Full APP III + 15 State Metals

Sample Identification	Sample Date (mm/dd/yy)	Sample Time (hhmm)	Sample Type (C=comp, G=grab)	Matrix (WG=ground water WS=surface water WQ=quality control)	Field Filtered Sample (Yes or No)	Perform MS/MSD (Yes or No)	APP III Metals B, Ca	Cl F SO4 & TDS (EPA 300.0 & SM 2540C)	Custom State 15 Permit Metals (EPA 6020) Sb,As,Ba Be,Cd Cr Co Cu Pb,Ni Se,Ag Tl V Zn	Total Number of containers
			Preservation Code:				D	I	D	
MCI- GwC-17	02/04/25	1540	G	WG	N	N	✓	✓	✓	3
MCI- GwC-19	02/04/25	1425	G	WG	N	N	✓	✓	✓	3
MCI-			G			N				
MCI-			G			N				
MCI-			G			N				
MCI-			G			N				
MCI-			G			N				
MCI-			G			N				
MCI-			G			N				
MCI-			G			N				
MCI-			G			N				

Possible Hazard Identification
☐ Non-Hazard ☐ Flammable ☐ Skin Irritant ☐ Poison B ☒ Unknown ☐ Radiological

Sample Disposal (A fee may be assessed if samples are retained longer than 1 month)
☐ Return To Client ☒ Disposal By Lab ☐ Archive For _____ Months

Deliverable Requested I, II, III IV, Other (specify)

Special Instructions/QC Requirements State Permit Metals antimony, arsenic, barium, beryllium cadmium, chromium, cobalt, copper, lead, nickel, selenium, silver, thallium, vanadium, zinc

Empty Kit Relinquished by:	Date	Time:	Method of Shipment:

	Relinquished by:	Date/Time:	Company	Received by:	Date/Time:	Company
1		2/4/25 1900	AEC		2/4/25 1900	ACC
2		2/5/25 0941	ACC		2/5/25 941	
3						

Custody Seals Intact: △ Yes △ No | Custody Seal No

Cooler Temperature(s) °C and Other Remarks: 2.5/2.5 3.9/3.9

Login Sample Receipt Checklist

Client: Southern Company

Job Number: 680-261575-1

Login Number: 261575
List Number: 1
Creator: Munro, Caroline

List Source: Eurofins Savannah

Question	Answer	Comment
Radioactivity wasn't checked or is </= background as measured by a survey meter.	N/A	
The cooler's custody seal, if present, is intact.	True	
Sample custody seals, if present, are intact.	True	
The cooler or samples do not appear to have been compromised or tampered with.	True	
Samples were received on ice.	True	
Cooler Temperature is acceptable.	True	
Cooler Temperature is recorded.	True	
COC is present.	True	
COC is filled out in ink and legible.	True	
COC is filled out with all pertinent information.	True	
Is the Field Sampler's name present on COC?	True	
There are no discrepancies between the containers received and the COC.	True	
Samples are received within Holding Time (excluding tests with immediate HTs)	True	
Sample containers have legible labels.	True	
Containers are not broken or leaking.	True	
Sample collection date/times are provided.	True	
Appropriate sample containers are used.	True	
Sample bottles are completely filled.	True	
Sample Preservation Verified.	N/A	
There is sufficient vol. for all requested analyses, incl. any requested MS/MSDs	True	
Containers requiring zero headspace have no headspace or bubble is <6mm (1/4").	N/A	
Multiphasic samples are not present.	True	
Samples do not require splitting or compositing.	True	
Residual Chlorine Checked.	N/A	

This receipt checklist is generated for all samples received in this Login. It may not be applicable to all Jobs associated with this Login.

eurofins | Environment Testing

ANALYTICAL REPORT

PREPARED FOR

Attn: Kevin Stephenson
Southern Company
241 Ralph McGill Blvd SE
B10185
Atlanta, Georgia 30308

Generated 3/7/2025 6:49:12 AM Revision 1

JOB DESCRIPTION

Plant McIntosh Landfill 4

JOB NUMBER

680-261611-1

Eurofins Savannah
5102 LaRoche Avenue
Savannah GA 31404

See page two for job notes and contact information.

my EOL

Job Notes

This report may not be reproduced except in full, and with written approval from the laboratory. The results relate only to the samples tested. For questions please contact the Project Manager at the e-mail address or telephone number listed on this page.

The test results in this report relate only to the samples as received by the laboratory and will meet all requirements of the methodology, with any exceptions noted. This report shall not be reproduced except in full, without the express written approval of the laboratory. All questions should be directed to the Eurofins Environment Testing Southeast, LLC Project Manager.

Authorization



Generated
3/7/2025 6:49:12 AM
Revision 1

Authorized for release by
David Fuller, Project Manager
David.Fuller@et.eurofinsus.com
(770)344-8986

Definitions/Glossary

Client: Southern Company
Project/Site: Plant McIntosh Landfill 4

Job ID: 680-261611-1

Qualifiers

HPLC/IC

Qualifier	Qualifier Description
E	Result exceeded calibration range.
F1	MS and/or MSD recovery exceeds control limits.
F2	MS/MSD RPD exceeds control limits
J	Result is less than the RL but greater than or equal to the MDL and the concentration is an approximate value.

Metals

Qualifier	Qualifier Description
*+	LCS and/or LCSD is outside acceptance limits, high biased.
4	MS, MSD: The analyte present in the original sample is greater than 4 times the matrix spike concentration; therefore, control limits are not applicable.
F1	MS and/or MSD recovery exceeds control limits.
J	Result is less than the RL but greater than or equal to the MDL and the concentration is an approximate value.

General Chemistry

Qualifier	Qualifier Description
F3	Duplicate RPD exceeds the control limit

Glossary

Abbreviation	These commonly used abbreviations may or may not be present in this report.
☼	Listed under the "D" column to designate that the result is reported on a dry weight basis
%R	Percent Recovery
CFL	Contains Free Liquid
CFU	Colony Forming Unit
CNF	Contains No Free Liquid
DER	Duplicate Error Ratio (normalized absolute difference)
Dil Fac	Dilution Factor
DL	Detection Limit (DoD/DOE)
DL, RA, RE, IN	Indicates a Dilution, Re-analysis, Re-extraction, or additional Initial metals/anion analysis of the sample
DLC	Decision Level Concentration (Radiochemistry)
EDL	Estimated Detection Limit (Dioxin)
LOD	Limit of Detection (DoD/DOE)
LOQ	Limit of Quantitation (DoD/DOE)
MCL	EPA recommended "Maximum Contaminant Level"
MDA	Minimum Detectable Activity (Radiochemistry)
MDC	Minimum Detectable Concentration (Radiochemistry)
MDL	Method Detection Limit
ML	Minimum Level (Dioxin)
MPN	Most Probable Number
MQL	Method Quantitation Limit
NC	Not Calculated
ND	Not Detected at the reporting limit (or MDL or EDL if shown)
NEG	Negative / Absent
POS	Positive / Present
PQL	Practical Quantitation Limit
PRES	Presumptive
QC	Quality Control
RER	Relative Error Ratio (Radiochemistry)
RL	Reporting Limit or Requested Limit (Radiochemistry)
RPD	Relative Percent Difference, a measure of the relative difference between two points
TEF	Toxicity Equivalent Factor (Dioxin)
TEQ	Toxicity Equivalent Quotient (Dioxin)
TNTC	Too Numerous To Count

Sample Summary

Client: Southern Company
Project/Site: Plant McIntosh Landfill 4

Job ID: 680-261611-1

Lab Sample ID	Client Sample ID	Matrix	Collected	Received
680-261611-1	MCI-LF4-FD-04	Water	02/05/25 00:00	02/06/25 09:40
680-261611-2	MCI-LF4-EB-07	Water	02/05/25 09:00	02/06/25 09:40
680-261611-3	MCI-GWC-23	Water	02/05/25 10:25	02/06/25 09:40
680-261611-4	MCI-GWC-18	Water	02/05/25 11:05	02/06/25 09:40
680-261611-5	MCI-GWC-9	Water	02/05/25 11:49	02/06/25 09:40
680-261611-6	MCI-GWC-20	Water	02/05/25 13:40	02/06/25 09:40
680-261611-7	MCI-GWC-11	Water	02/05/25 13:40	02/06/25 09:40
680-261611-8	MCI-GWC-12	Water	02/05/25 13:45	02/06/25 09:40
680-261611-9	MCI-LF4-FB-06	Water	02/05/25 14:15	02/06/25 09:40
680-261611-10	MCI-GWC-21	Water	02/05/25 14:50	02/06/25 09:40
680-261611-11	MCI-LF4-EB-08	Water	02/05/25 15:30	02/06/25 09:40
680-261611-12	MCI-LF4-GWC-1	Water	02/05/25 15:10	02/06/25 09:40

Job ID: 680-261611-1 — Eurofins Savannah

Job Narrative
680-261611-1

Revision 1
The report being provided is a revision of the original report sent on 2/17/2025. The report (revision 1) is being revised in order to report the re-analysis of 6020 metals of GWC-21 due to possible lab contamination.

Analytical test results meet all requirements of the associated regulatory program listed on the Accreditation/Certification Summary Page unless otherwise noted under the individual analysis. Data qualifiers and/or narrative comments are included to explain any exceptions, if applicable.

- Matrix QC may not be reported if insufficient sample is provided or site-specific QC samples were not submitted. In these situations, to demonstrate precision and accuracy at a batch level, a LCS/LCSD may be performed, unless otherwise specified in the method.
- Surrogate and/or isotope dilution analyte recoveries (if applicable) which are outside of the QC window are confirmed unless attributed to a dilution or otherwise noted in the narrative.

Receipt
The samples were received on 2/6/2025 9:40 AM. Unless otherwise noted below, the samples arrived in good condition, and, where required, properly preserved and on ice. The temperatures of the 2 coolers at receipt time were 2.5°C and 3.4°C.

HPLC/IC
No additional analytical or quality issues were noted, other than those described above or in the Definitions/ Glossary page.

Metals
No additional analytical or quality issues were noted, other than those described above or in the Definitions/ Glossary page.

General Chemistry
Method 2540C: The sample duplicate precision for the following samples associated with analytical batches 680-875415 and 680-875423 was outside control limits: (680-261610-1 DU) and (680-261611-7 DU). The associated Laboratory Control Sample / Laboratory Control Sample Duplicate (LCS/LCSD) precision met acceptance criteria.

No additional analytical or quality issues were noted, other than those described above or in the Definitions/ Glossary page.

Client Sample ID: MCI-LF4-FD-04

Lab Sample ID: 680-261611-1

Date Collected: 02/05/25 00:00

Matrix: Water

Date Received: 02/06/25 09:40

Method: MCAWW 300.0-1993 R2.1 - Anions, Ion Chromatography

Analyte	Result	Qualifier	RL	MDL	Unit	D	Prepared	Analyzed	Dil Fac
Chloride	**10**	**F1**	1.0	0.20	mg/L			02/11/25 15:33	1
Fluoride	<0.040	F2	0.10	0.040	mg/L			02/11/25 15:33	1
Sulfate	**0.68**	**J F1 F2**	1.0	0.40	mg/L			02/11/25 15:33	1

Method: SW846 6020B - Metals (ICP/MS) - Total Recoverable

Analyte	Result	Qualifier	RL	MDL	Unit	D	Prepared	Analyzed	Dil Fac
Antimony	<0.00034		0.0020	0.00034	mg/L		02/07/25 05:43	02/07/25 15:34	1
Arsenic	<0.00086		0.0010	0.00086	mg/L		02/07/25 05:43	02/07/25 15:34	1
Barium	**0.030**		0.010	0.00089	mg/L		02/07/25 05:43	02/07/25 15:34	1
Beryllium	**0.00024**	**J**	0.0025	0.00020	mg/L		02/07/25 05:43	02/07/25 15:34	1
Boron	**0.039**	**J**	0.080	0.022	mg/L		02/07/25 05:43	02/07/25 15:34	1
Cadmium	<0.000078		0.0025	0.000078	mg/L		02/07/25 05:43	02/07/25 15:34	1
Calcium	**2.1**		0.50	0.14	mg/L		02/07/25 05:43	02/07/25 15:34	1
Chromium	**0.0032**		0.0020	0.0012	mg/L		02/07/25 05:43	02/07/25 15:34	1
Cobalt	**0.00040**	**J**	0.0025	0.00022	mg/L		02/07/25 05:43	02/07/25 15:34	1
Copper	<0.0011		0.0020	0.0011	mg/L		02/07/25 05:43	02/07/25 15:34	1
Lead	<0.00021		0.0010	0.00021	mg/L		02/07/25 05:43	02/07/25 15:34	1
Nickel	**0.0012**		0.0010	0.00042	mg/L		02/07/25 05:43	02/07/25 15:34	1
Selenium	<0.00099		0.0050	0.00099	mg/L		02/07/25 05:43	02/07/25 15:34	1
Silver	<0.00039		0.0010	0.00039	mg/L		02/07/25 05:43	02/07/25 15:34	1
Thallium	<0.00026		0.0010	0.00026	mg/L		02/07/25 05:43	02/07/25 15:34	1
Vanadium	<0.00063		0.0020	0.00063	mg/L		02/07/25 05:43	02/07/25 15:34	1
Zinc	<0.0028		0.0050	0.0028	mg/L		02/07/25 05:43	02/07/25 15:34	1

General Chemistry

Analyte	Result	Qualifier	RL	MDL	Unit	D	Prepared	Analyzed	Dil Fac
Total Dissolved Solids (SM 2540C-2011)	**38**		10	10	mg/L			02/12/25 08:14	1

Client Sample ID: MCI-LF4-EB-07

Lab Sample ID: 680-261611-2

Date Collected: 02/05/25 09:00

Matrix: Water

Date Received: 02/06/25 09:40

Method: MCAWW 300.0-1993 R2.1 - Anions, Ion Chromatography

Analyte	Result	Qualifier	RL	MDL	Unit	D	Prepared	Analyzed	Dil Fac
Chloride	<0.20		1.0	0.20	mg/L			02/11/25 16:31	1
Fluoride	<0.040		0.10	0.040	mg/L			02/11/25 16:31	1
Sulfate	<0.40		1.0	0.40	mg/L			02/11/25 16:31	1

Method: SW846 6020B - Metals (ICP/MS) - Total Recoverable

Analyte	Result	Qualifier	RL	MDL	Unit	D	Prepared	Analyzed	Dil Fac
Antimony	<0.00034		0.0020	0.00034	mg/L		02/07/25 05:43	02/07/25 16:34	1
Arsenic	<0.00086		0.0010	0.00086	mg/L		02/07/25 05:43	02/07/25 16:34	1
Barium	<0.00089		0.010	0.00089	mg/L		02/07/25 05:43	02/07/25 16:34	1
Beryllium	<0.00020		0.0025	0.00020	mg/L		02/07/25 05:43	02/07/25 16:34	1
Boron	<0.022		0.080	0.022	mg/L		02/07/25 05:43	02/07/25 16:34	1
Cadmium	<0.000078		0.0025	0.000078	mg/L		02/07/25 05:43	02/07/25 16:34	1
Calcium	<0.14		0.50	0.14	mg/L		02/07/25 05:43	02/07/25 16:34	1
Chromium	<0.0012		0.0020	0.0012	mg/L		02/07/25 05:43	02/07/25 16:34	1
Cobalt	<0.00022		0.0025	0.00022	mg/L		02/07/25 05:43	02/07/25 16:34	1
Copper	<0.0011		0.0020	0.0011	mg/L		02/07/25 05:43	02/07/25 16:34	1

Client Sample ID: MCI-LF4-EB-07

Lab Sample ID: 680-261611-2

Date Collected: 02/05/25 09:00

Matrix: Water

Date Received: 02/06/25 09:40

Method: SW846 6020B - Metals (ICP/MS) - Total Recoverable (Continued)

Analyte	Result	Qualifier	RL	MDL	Unit	D	Prepared	Analyzed	Dil Fac
Lead	<0.00021		0.0010	0.00021	mg/L		02/07/25 05:43	02/07/25 16:34	1
Nickel	<0.00042		0.0010	0.00042	mg/L		02/07/25 05:43	02/07/25 16:34	1
Selenium	<0.00099		0.0050	0.00099	mg/L		02/07/25 05:43	02/07/25 16:34	1
Silver	<0.00039		0.0010	0.00039	mg/L		02/07/25 05:43	02/07/25 16:34	1
Thallium	<0.00026		0.0010	0.00026	mg/L		02/07/25 05:43	02/07/25 16:34	1
Vanadium	<0.00063		0.0020	0.00063	mg/L		02/07/25 05:43	02/07/25 16:34	1
Zinc	<0.0028		0.0050	0.0028	mg/L		02/07/25 05:43	02/07/25 16:34	1

General Chemistry

Analyte	Result	Qualifier	RL	MDL	Unit	D	Prepared	Analyzed	Dil Fac
Total Dissolved Solids (SM 2540C-2011)	<10		10	10	mg/L			02/12/25 08:14	1

Client Sample ID: MCI-GWC-23

Lab Sample ID: 680-261611-3

Date Collected: 02/05/25 10:25

Matrix: Water

Date Received: 02/06/25 09:40

Method: MCAWW 300.0-1993 R2.1 - Anions, Ion Chromatography

Analyte	Result	Qualifier	RL	MDL	Unit	D	Prepared	Analyzed	Dil Fac
Chloride	**5.4**		1.0	0.20	mg/L			02/11/25 16:41	1
Fluoride	<0.040		0.10	0.040	mg/L			02/11/25 16:41	1
Sulfate	**2.5**		1.0	0.40	mg/L			02/11/25 16:41	1

Method: SW846 6020B - Metals (ICP/MS) - Total Recoverable

Analyte	Result	Qualifier	RL	MDL	Unit	D	Prepared	Analyzed	Dil Fac
Antimony	<0.00034		0.0020	0.00034	mg/L		02/07/25 05:43	02/07/25 15:36	1
Arsenic	<0.00086		0.0010	0.00086	mg/L		02/07/25 05:43	02/07/25 15:36	1
Barium	**0.023**		0.010	0.00089	mg/L		02/07/25 05:43	02/07/25 15:36	1
Beryllium	<0.00020		0.0025	0.00020	mg/L		02/07/25 05:43	02/07/25 15:36	1
Boron	**0.023**	**J**	0.080	0.022	mg/L		02/07/25 05:43	02/07/25 15:36	1
Cadmium	<0.000078		0.0025	0.000078	mg/L		02/07/25 05:43	02/07/25 15:36	1
Calcium	**1.2**		0.50	0.14	mg/L		02/07/25 05:43	02/07/25 15:36	1
Chromium	**0.0036**		0.0020	0.0012	mg/L		02/07/25 05:43	02/07/25 15:36	1
Cobalt	**0.00095**	**J**	0.0025	0.00022	mg/L		02/07/25 05:43	02/07/25 15:36	1
Copper	<0.0011		0.0020	0.0011	mg/L		02/07/25 05:43	02/07/25 15:36	1
Lead	<0.00021		0.0010	0.00021	mg/L		02/07/25 05:43	02/07/25 15:36	1
Nickel	**0.0011**		0.0010	0.00042	mg/L		02/07/25 05:43	02/07/25 15:36	1
Selenium	<0.00099		0.0050	0.00099	mg/L		02/07/25 05:43	02/07/25 15:36	1
Silver	<0.00039		0.0010	0.00039	mg/L		02/07/25 05:43	02/07/25 15:36	1
Thallium	<0.00026		0.0010	0.00026	mg/L		02/07/25 05:43	02/07/25 15:36	1
Vanadium	<0.00063		0.0020	0.00063	mg/L		02/07/25 05:43	02/07/25 15:36	1
Zinc	<0.0028		0.0050	0.0028	mg/L		02/07/25 05:43	02/07/25 15:36	1

General Chemistry

Analyte	Result	Qualifier	RL	MDL	Unit	D	Prepared	Analyzed	Dil Fac
Total Dissolved Solids (SM 2540C-2011)	**28**		10	10	mg/L			02/12/25 08:14	1

Client Sample ID: MCI-GWC-18

Lab Sample ID: 680-261611-4

Date Collected: 02/05/25 11:05

Matrix: Water

Date Received: 02/06/25 09:40

Method: MCAWW 300.0-1993 R2.1 - Anions, Ion Chromatography

Analyte	Result	Qualifier	RL	MDL	Unit	D	Prepared	Analyzed	Dil Fac
Chloride	**4.8**		1.0	0.20	mg/L			02/11/25 16:51	1
Fluoride	**0.38**		0.10	0.040	mg/L			02/11/25 16:51	1
Sulfate	**2.2**		1.0	0.40	mg/L			02/11/25 16:51	1

Method: SW846 6020B - Metals (ICP/MS) - Total Recoverable

Analyte	Result	Qualifier	RL	MDL	Unit	D	Prepared	Analyzed	Dil Fac
Antimony	<0.00034		0.0020	0.00034	mg/L		02/07/25 05:43	02/07/25 15:38	1
Arsenic	**0.00089**	**J**	0.0010	0.00086	mg/L		02/07/25 05:43	02/07/25 15:38	1
Barium	**0.014**		0.010	0.00089	mg/L		02/07/25 05:43	02/07/25 15:38	1
Beryllium	<0.00020		0.0025	0.00020	mg/L		02/07/25 05:43	02/07/25 15:38	1
Boron	**0.026**	**J**	0.080	0.022	mg/L		02/07/25 05:43	02/07/25 15:38	1
Cadmium	<0.000078		0.0025	0.000078	mg/L		02/07/25 05:43	02/07/25 15:38	1
Calcium	**14**		0.50	0.14	mg/L		02/07/25 05:43	02/07/25 15:38	1
Chromium	**0.0034**		0.0020	0.0012	mg/L		02/07/25 05:43	02/07/25 15:38	1
Cobalt	<0.00022		0.0025	0.00022	mg/L		02/07/25 05:43	02/07/25 15:38	1
Copper	<0.0011		0.0020	0.0011	mg/L		02/07/25 05:43	02/07/25 15:38	1
Lead	<0.00021		0.0010	0.00021	mg/L		02/07/25 05:43	02/07/25 15:38	1
Nickel	**0.00080**	**J**	0.0010	0.00042	mg/L		02/07/25 05:43	02/07/25 15:38	1
Selenium	<0.00099		0.0050	0.00099	mg/L		02/07/25 05:43	02/07/25 15:38	1
Silver	<0.00039		0.0010	0.00039	mg/L		02/07/25 05:43	02/07/25 15:38	1
Thallium	<0.00026		0.0010	0.00026	mg/L		02/07/25 05:43	02/07/25 15:38	1
Vanadium	**0.0026**		0.0020	0.00063	mg/L		02/07/25 05:43	02/07/25 15:38	1
Zinc	**0.0028**	**J**	0.0050	0.0028	mg/L		02/07/25 05:43	02/07/25 15:38	1

General Chemistry

Analyte	Result	Qualifier	RL	MDL	Unit	D	Prepared	Analyzed	Dil Fac
Total Dissolved Solids (SM 2540C-2011)	**76**		10	10	mg/L			02/12/25 08:14	1

Client Sample ID: MCI-GWC-9

Lab Sample ID: 680-261611-5

Date Collected: 02/05/25 11:49

Matrix: Water

Date Received: 02/06/25 09:40

Method: MCAWW 300.0-1993 R2.1 - Anions, Ion Chromatography

Analyte	Result	Qualifier	RL	MDL	Unit	D	Prepared	Analyzed	Dil Fac
Chloride	**8.8**		1.0	0.20	mg/L			02/11/25 17:01	1
Fluoride	<0.040		0.10	0.040	mg/L			02/11/25 17:01	1
Sulfate	**0.61**	**J**	1.0	0.40	mg/L			02/11/25 17:01	1

Method: SW846 6020B - Metals (ICP/MS) - Total Recoverable

Analyte	Result	Qualifier	RL	MDL	Unit	D	Prepared	Analyzed	Dil Fac
Antimony	<0.00034		0.0020	0.00034	mg/L		02/07/25 05:43	02/07/25 15:26	1
Arsenic	<0.00086		0.0010	0.00086	mg/L		02/07/25 05:43	02/07/25 15:26	1
Barium	**0.030**		0.010	0.00089	mg/L		02/07/25 05:43	02/07/25 15:26	1
Beryllium	<0.00020		0.0025	0.00020	mg/L		02/07/25 05:43	02/07/25 15:26	1
Boron	**0.069**	**J**	0.080	0.022	mg/L		02/07/25 05:43	02/07/25 15:26	1
Cadmium	<0.000078		0.0025	0.000078	mg/L		02/07/25 05:43	02/07/25 15:26	1
Calcium	**2.1**		0.50	0.14	mg/L		02/07/25 05:43	02/07/25 15:26	1
Chromium	**0.0014**	**J**	0.0020	0.0012	mg/L		02/07/25 05:43	02/07/25 15:26	1
Cobalt	**0.00039**	**J**	0.0025	0.00022	mg/L		02/07/25 05:43	02/07/25 15:26	1
Copper	<0.0011		0.0020	0.0011	mg/L		02/07/25 05:43	02/07/25 15:26	1

Client Sample ID: MCI-GWC-9

Lab Sample ID: 680-261611-5

Date Collected: 02/05/25 11:49

Matrix: Water

Date Received: 02/06/25 09:40

Method: SW846 6020B - Metals (ICP/MS) - Total Recoverable (Continued)

Analyte	Result	Qualifier	RL	MDL	Unit	D	Prepared	Analyzed	Dil Fac
Lead	<0.00021		0.0010	0.00021	mg/L		02/07/25 05:43	02/07/25 15:26	1
Nickel	**0.00078**	**J**	0.0010	0.00042	mg/L		02/07/25 05:43	02/07/25 15:26	1
Selenium	<0.00099		0.0050	0.00099	mg/L		02/07/25 05:43	02/07/25 15:26	1
Silver	<0.00039		0.0010	0.00039	mg/L		02/07/25 05:43	02/07/25 15:26	1
Thallium	<0.00026		0.0010	0.00026	mg/L		02/07/25 05:43	02/07/25 15:26	1
Vanadium	<0.00063		0.0020	0.00063	mg/L		02/07/25 05:43	02/07/25 15:26	1
Zinc	<0.0028		0.0050	0.0028	mg/L		02/07/25 05:43	02/07/25 15:26	1

General Chemistry

Analyte	Result	Qualifier	RL	MDL	Unit	D	Prepared	Analyzed	Dil Fac
Total Dissolved Solids (SM 2540C-2011)	**40**		10	10	mg/L			02/12/25 08:14	1

Client Sample ID: MCI-GWC-20

Lab Sample ID: 680-261611-6

Date Collected: 02/05/25 13:40

Matrix: Water

Date Received: 02/06/25 09:40

Method: MCAWW 300.0-1993 R2.1 - Anions, Ion Chromatography

Analyte	Result	Qualifier	RL	MDL	Unit	D	Prepared	Analyzed	Dil Fac
Chloride	**8.6**		1.0	0.20	mg/L			02/11/25 17:10	1
Fluoride	<0.040		0.10	0.040	mg/L			02/11/25 17:10	1
Sulfate	**0.98**	**J**	1.0	0.40	mg/L			02/11/25 17:10	1

Method: SW846 6020B - Metals (ICP/MS) - Total Recoverable

Analyte	Result	Qualifier	RL	MDL	Unit	D	Prepared	Analyzed	Dil Fac
Antimony	<0.00034		0.0020	0.00034	mg/L		02/07/25 05:43	02/07/25 15:28	1
Arsenic	<0.00086		0.0010	0.00086	mg/L		02/07/25 05:43	02/07/25 15:28	1
Barium	**0.015**		0.010	0.00089	mg/L		02/07/25 05:43	02/07/25 15:28	1
Beryllium	**0.00023**	**J**	0.0025	0.00020	mg/L		02/07/25 05:43	02/07/25 15:28	1
Boron	**0.034**	**J**	0.080	0.022	mg/L		02/07/25 05:43	02/07/25 15:28	1
Cadmium	**0.00013**	**J**	0.0025	0.000078	mg/L		02/07/25 05:43	02/07/25 15:28	1
Calcium	**1.4**		0.50	0.14	mg/L		02/07/25 05:43	02/07/25 15:28	1
Chromium	**0.0019**	**J**	0.0020	0.0012	mg/L		02/07/25 05:43	02/07/25 15:28	1
Cobalt	**0.00067**	**J**	0.0025	0.00022	mg/L		02/07/25 05:43	02/07/25 15:28	1
Copper	<0.0011		0.0020	0.0011	mg/L		02/07/25 05:43	02/07/25 15:28	1
Lead	<0.00021		0.0010	0.00021	mg/L		02/07/25 05:43	02/07/25 15:28	1
Nickel	**0.00081**	**J**	0.0010	0.00042	mg/L		02/07/25 05:43	02/07/25 15:28	1
Selenium	<0.00099		0.0050	0.00099	mg/L		02/07/25 05:43	02/07/25 15:28	1
Silver	<0.00039		0.0010	0.00039	mg/L		02/07/25 05:43	02/07/25 15:28	1
Thallium	<0.00026		0.0010	0.00026	mg/L		02/07/25 05:43	02/07/25 15:28	1
Vanadium	<0.00063		0.0020	0.00063	mg/L		02/07/25 05:43	02/07/25 15:28	1
Zinc	<0.0028		0.0050	0.0028	mg/L		02/07/25 05:43	02/07/25 15:28	1

General Chemistry

Analyte	Result	Qualifier	RL	MDL	Unit	D	Prepared	Analyzed	Dil Fac
Total Dissolved Solids (SM 2540C-2011)	**35**		10	10	mg/L			02/12/25 08:55	1

Client Sample ID: MCI-GWC-11

Lab Sample ID: 680-261611-7

Date Collected: 02/05/25 13:40

Matrix: Water

Date Received: 02/06/25 09:40

Method: MCAWW 300.0-1993 R2.1 - Anions, Ion Chromatography

Analyte	Result	Qualifier	RL	MDL	Unit	D	Prepared	Analyzed	Dil Fac
Chloride	**5.0**		1.0	0.20	mg/L			02/11/25 17:20	1
Fluoride	<0.040		0.10	0.040	mg/L			02/11/25 17:20	1
Sulfate	**1.9**		1.0	0.40	mg/L			02/11/25 17:20	1

Method: SW846 6020B - Metals (ICP/MS) - Total Recoverable

Analyte	Result	Qualifier	RL	MDL	Unit	D	Prepared	Analyzed	Dil Fac
Antimony	<0.00034		0.0020	0.00034	mg/L		02/07/25 05:43	02/07/25 15:19	1
Arsenic	**0.0013**		0.0010	0.00086	mg/L		02/07/25 05:43	02/07/25 15:19	1
Barium	**0.012**		0.010	0.00089	mg/L		02/07/25 05:43	02/07/25 15:19	1
Beryllium	<0.00020		0.0025	0.00020	mg/L		02/07/25 05:43	02/07/25 15:19	1
Boron	<0.022		0.080	0.022	mg/L		02/07/25 05:43	02/07/25 15:19	1
Cadmium	<0.000078		0.0025	0.000078	mg/L		02/07/25 05:43	02/07/25 15:19	1
Calcium	**10**		0.50	0.14	mg/L		02/07/25 05:43	02/07/25 15:19	1
Chromium	**0.0067**		0.0020	0.0012	mg/L		02/07/25 05:43	02/07/25 15:19	1
Cobalt	<0.00022		0.0025	0.00022	mg/L		02/07/25 05:43	02/07/25 15:19	1
Copper	<0.0011		0.0020	0.0011	mg/L		02/07/25 05:43	02/07/25 15:19	1
Lead	<0.00021		0.0010	0.00021	mg/L		02/07/25 05:43	02/07/25 15:19	1
Nickel	**0.00043**	**J**	0.0010	0.00042	mg/L		02/07/25 05:43	02/07/25 15:19	1
Selenium	<0.00099		0.0050	0.00099	mg/L		02/07/25 05:43	02/07/25 15:19	1
Silver	<0.00039		0.0010	0.00039	mg/L		02/07/25 05:43	02/07/25 15:19	1
Thallium	<0.00026		0.0010	0.00026	mg/L		02/07/25 05:43	02/07/25 15:19	1
Vanadium	**0.00086**	**J**	0.0020	0.00063	mg/L		02/07/25 05:43	02/07/25 15:19	1
Zinc	<0.0028		0.0050	0.0028	mg/L		02/07/25 05:43	02/07/25 15:19	1

General Chemistry

Analyte	Result	Qualifier	RL	MDL	Unit	D	Prepared	Analyzed	Dil Fac
Total Dissolved Solids (SM 2540C-2011)	**86**		10	10	mg/L			02/12/25 08:55	1

Client Sample ID: MCI-GWC-12

Lab Sample ID: 680-261611-8

Date Collected: 02/05/25 13:45

Matrix: Water

Date Received: 02/06/25 09:40

Method: MCAWW 300.0-1993 R2.1 - Anions, Ion Chromatography

Analyte	Result	Qualifier	RL	MDL	Unit	D	Prepared	Analyzed	Dil Fac
Chloride	**3.8**		1.0	0.20	mg/L			02/11/25 17:50	1
Fluoride	<0.040		0.10	0.040	mg/L			02/11/25 17:50	1
Sulfate	**0.56**	**J**	1.0	0.40	mg/L			02/11/25 17:50	1

Method: SW846 6020B - Metals (ICP/MS) - Total Recoverable

Analyte	Result	Qualifier	RL	MDL	Unit	D	Prepared	Analyzed	Dil Fac
Antimony	<0.00034		0.0020	0.00034	mg/L		02/07/25 05:43	02/07/25 15:21	1
Arsenic	<0.00086		0.0010	0.00086	mg/L		02/07/25 05:43	02/07/25 15:21	1
Barium	**0.011**		0.010	0.00089	mg/L		02/07/25 05:43	02/07/25 15:21	1
Beryllium	<0.00020		0.0025	0.00020	mg/L		02/07/25 05:43	02/07/25 15:21	1
Boron	<0.022		0.080	0.022	mg/L		02/07/25 05:43	02/07/25 15:21	1
Cadmium	<0.000078		0.0025	0.000078	mg/L		02/07/25 05:43	02/07/25 15:21	1
Calcium	**0.70**		0.50	0.14	mg/L		02/07/25 05:43	02/07/25 15:21	1
Chromium	**0.0025**		0.0020	0.0012	mg/L		02/07/25 05:43	02/07/25 15:21	1
Cobalt	**0.00057**	**J**	0.0025	0.00022	mg/L		02/07/25 05:43	02/07/25 15:21	1
Copper	<0.0011		0.0020	0.0011	mg/L		02/07/25 05:43	02/07/25 15:21	1

Client Sample ID: MCI-GWC-12

Lab Sample ID: 680-261611-8

Date Collected: 02/05/25 13:45

Matrix: Water

Date Received: 02/06/25 09:40

Method: SW846 6020B - Metals (ICP/MS) - Total Recoverable (Continued)

Analyte	Result	Qualifier	RL	MDL	Unit	D	Prepared	Analyzed	Dil Fac
Lead	<0.00021		0.0010	0.00021	mg/L		02/07/25 05:43	02/07/25 15:21	1
Nickel	**0.00087**	**J**	0.0010	0.00042	mg/L		02/07/25 05:43	02/07/25 15:21	1
Selenium	<0.00099		0.0050	0.00099	mg/L		02/07/25 05:43	02/07/25 15:21	1
Silver	<0.00039		0.0010	0.00039	mg/L		02/07/25 05:43	02/07/25 15:21	1
Thallium	<0.00026		0.0010	0.00026	mg/L		02/07/25 05:43	02/07/25 15:21	1
Vanadium	<0.00063		0.0020	0.00063	mg/L		02/07/25 05:43	02/07/25 15:21	1
Zinc	<0.0028		0.0050	0.0028	mg/L		02/07/25 05:43	02/07/25 15:21	1

General Chemistry

Analyte	Result	Qualifier	RL	MDL	Unit	D	Prepared	Analyzed	Dil Fac
Total Dissolved Solids (SM 2540C-2011)	**28**		10	10	mg/L			02/12/25 08:55	1

Client Sample ID: MCI-LF4-FB-06

Lab Sample ID: 680-261611-9

Date Collected: 02/05/25 14:15

Matrix: Water

Date Received: 02/06/25 09:40

Method: MCAWW 300.0-1993 R2.1 - Anions, Ion Chromatography

Analyte	Result	Qualifier	RL	MDL	Unit	D	Prepared	Analyzed	Dil Fac
Chloride	<0.20		1.0	0.20	mg/L			02/11/25 18:20	1
Fluoride	<0.040		0.10	0.040	mg/L			02/11/25 18:20	1
Sulfate	<0.40		1.0	0.40	mg/L			02/11/25 18:20	1

Method: SW846 6020B - Metals (ICP/MS) - Total Recoverable

Analyte	Result	Qualifier	RL	MDL	Unit	D	Prepared	Analyzed	Dil Fac
Antimony	<0.00034		0.0020	0.00034	mg/L		02/07/25 05:43	02/07/25 16:36	1
Arsenic	<0.00086		0.0010	0.00086	mg/L		02/07/25 05:43	02/07/25 16:36	1
Barium	<0.00089		0.010	0.00089	mg/L		02/07/25 05:43	02/07/25 16:36	1
Beryllium	<0.00020		0.0025	0.00020	mg/L		02/07/25 05:43	02/07/25 16:36	1
Boron	<0.022		0.080	0.022	mg/L		02/07/25 05:43	02/07/25 16:36	1
Cadmium	<0.000078		0.0025	0.000078	mg/L		02/07/25 05:43	02/07/25 16:36	1
Calcium	<0.14		0.50	0.14	mg/L		02/07/25 05:43	02/07/25 16:36	1
Chromium	<0.0012		0.0020	0.0012	mg/L		02/07/25 05:43	02/07/25 16:36	1
Cobalt	<0.00022		0.0025	0.00022	mg/L		02/07/25 05:43	02/07/25 16:36	1
Copper	<0.0011		0.0020	0.0011	mg/L		02/07/25 05:43	02/07/25 16:36	1
Lead	<0.00021		0.0010	0.00021	mg/L		02/07/25 05:43	02/07/25 16:36	1
Nickel	<0.00042		0.0010	0.00042	mg/L		02/07/25 05:43	02/07/25 16:36	1
Selenium	<0.00099		0.0050	0.00099	mg/L		02/07/25 05:43	02/07/25 16:36	1
Silver	<0.00039		0.0010	0.00039	mg/L		02/07/25 05:43	02/07/25 16:36	1
Thallium	<0.00026		0.0010	0.00026	mg/L		02/07/25 05:43	02/07/25 16:36	1
Vanadium	<0.00063		0.0020	0.00063	mg/L		02/07/25 05:43	02/07/25 16:36	1
Zinc	<0.0028		0.0050	0.0028	mg/L		02/07/25 05:43	02/07/25 16:36	1

General Chemistry

Analyte	Result	Qualifier	RL	MDL	Unit	D	Prepared	Analyzed	Dil Fac
Total Dissolved Solids (SM 2540C-2011)	<10		10	10	mg/L			02/12/25 08:55	1

Client Sample ID: MCI-GWC-21

Lab Sample ID: 680-261611-10

Date Collected: 02/05/25 14:50

Matrix: Water

Date Received: 02/06/25 09:40

Method: MCAWW 300.0-1993 R2.1 - Anions, Ion Chromatography

Analyte	Result	Qualifier	RL	MDL	Unit	D	Prepared	Analyzed	Dil Fac
Chloride	**6.1**		1.0	0.20	mg/L			02/12/25 15:21	1
Fluoride	<0.040		0.10	0.040	mg/L			02/12/25 15:21	1
Sulfate	**0.64**	**J**	1.0	0.40	mg/L			02/12/25 15:21	1

Method: SW846 6020B - Metals (ICP/MS) - Total Recoverable

Analyte	Result	Qualifier	RL	MDL	Unit	D	Prepared	Analyzed	Dil Fac
Antimony	<0.00034		0.0020	0.00034	mg/L		02/25/25 11:35	02/26/25 18:38	1
Arsenic	<0.00086		0.0010	0.00086	mg/L		02/25/25 11:35	02/26/25 18:38	1
Barium	**0.022**		0.010	0.00089	mg/L		02/25/25 11:35	02/26/25 18:38	1
Beryllium	<0.00020		0.0025	0.00020	mg/L		02/25/25 11:35	02/26/25 18:38	1
Boron	**0.024**	**J**	0.080	0.022	mg/L		02/25/25 11:35	02/26/25 18:38	1
Cadmium	**0.00013**	**J**	0.0025	0.000078	mg/L		02/25/25 11:35	02/26/25 18:38	1
Calcium	**1.2**		0.50	0.14	mg/L		02/25/25 11:35	02/26/25 18:38	1
Chromium	<0.0012		0.0020	0.0012	mg/L		02/25/25 11:35	02/26/25 18:38	1
Cobalt	**0.00077**	**J**	0.0025	0.00022	mg/L		02/25/25 11:35	02/26/25 18:38	1
Copper	<0.0011		0.0020	0.0011	mg/L		02/25/25 11:35	02/26/25 18:38	1
Lead	<0.00021		0.0010	0.00021	mg/L		02/25/25 11:35	02/26/25 18:38	1
Nickel	**0.00065**	**J**	0.0010	0.00042	mg/L		02/25/25 11:35	02/26/25 18:38	1
Selenium	<0.00099		0.0050	0.00099	mg/L		02/25/25 11:35	02/26/25 18:38	1
Silver	<0.00039	*+	0.0010	0.00039	mg/L		02/25/25 11:35	02/26/25 18:38	1
Thallium	<0.00026		0.0010	0.00026	mg/L		02/25/25 11:35	02/26/25 18:38	1
Vanadium	**0.0015**	**J**	0.0020	0.00063	mg/L		02/25/25 11:35	02/26/25 18:38	1
Zinc	**0.0034**	**J**	0.0050	0.0028	mg/L		02/25/25 11:35	02/26/25 18:38	1

General Chemistry

Analyte	Result	Qualifier	RL	MDL	Unit	D	Prepared	Analyzed	Dil Fac
Total Dissolved Solids (SM 2540C-2011)	**34**		10	10	mg/L			02/12/25 08:55	1

Client Sample ID: MCI-LF4-EB-08

Lab Sample ID: 680-261611-11

Date Collected: 02/05/25 15:30

Matrix: Water

Date Received: 02/06/25 09:40

Method: MCAWW 300.0-1993 R2.1 - Anions, Ion Chromatography

Analyte	Result	Qualifier	RL	MDL	Unit	D	Prepared	Analyzed	Dil Fac
Chloride	<0.20		1.0	0.20	mg/L			02/12/25 15:50	1
Fluoride	<0.040		0.10	0.040	mg/L			02/12/25 15:50	1
Sulfate	<0.40		1.0	0.40	mg/L			02/12/25 15:50	1

Method: SW846 6020B - Metals (ICP/MS) - Total Recoverable

Analyte	Result	Qualifier	RL	MDL	Unit	D	Prepared	Analyzed	Dil Fac
Antimony	<0.00034		0.0020	0.00034	mg/L		02/07/25 05:43	02/07/25 15:15	1
Arsenic	<0.00086		0.0010	0.00086	mg/L		02/07/25 05:43	02/07/25 15:15	1
Barium	<0.00089		0.010	0.00089	mg/L		02/07/25 05:43	02/07/25 15:15	1
Beryllium	<0.00020		0.0025	0.00020	mg/L		02/07/25 05:43	02/07/25 15:15	1
Boron	<0.022		0.080	0.022	mg/L		02/07/25 05:43	02/07/25 15:15	1
Cadmium	<0.000078		0.0025	0.000078	mg/L		02/07/25 05:43	02/07/25 15:15	1
Calcium	<0.14		0.50	0.14	mg/L		02/07/25 05:43	02/07/25 15:15	1
Chromium	**0.0021**		0.0020	0.0012	mg/L		02/07/25 05:43	02/07/25 15:15	1
Cobalt	<0.00022		0.0025	0.00022	mg/L		02/07/25 05:43	02/07/25 15:15	1
Copper	<0.0011		0.0020	0.0011	mg/L		02/07/25 05:43	02/07/25 15:15	1

Client Sample ID: MCI-LF4-EB-08

Lab Sample ID: 680-261611-11

Date Collected: 02/05/25 15:30

Matrix: Water

Date Received: 02/06/25 09:40

Method: SW846 6020B - Metals (ICP/MS) - Total Recoverable (Continued)

Analyte	Result	Qualifier	RL	MDL	Unit	D	Prepared	Analyzed	Dil Fac
Lead	<0.00021		0.0010	0.00021	mg/L		02/07/25 05:43	02/07/25 15:15	1
Nickel	**0.00062**	**J**	0.0010	0.00042	mg/L		02/07/25 05:43	02/07/25 15:15	1
Selenium	<0.00099		0.0050	0.00099	mg/L		02/07/25 05:43	02/07/25 15:15	1
Silver	<0.00039		0.0010	0.00039	mg/L		02/07/25 05:43	02/07/25 15:15	1
Thallium	<0.00026		0.0010	0.00026	mg/L		02/07/25 05:43	02/07/25 15:15	1
Vanadium	<0.00063		0.0020	0.00063	mg/L		02/07/25 05:43	02/07/25 15:15	1
Zinc	<0.0028		0.0050	0.0028	mg/L		02/07/25 05:43	02/07/25 15:15	1

General Chemistry

Analyte	Result	Qualifier	RL	MDL	Unit	D	Prepared	Analyzed	Dil Fac
Total Dissolved Solids (SM 2540C-2011)	<10		10	10	mg/L			02/12/25 08:55	1

Client Sample ID: MCI-LF4-GWC-1

Lab Sample ID: 680-261611-12

Date Collected: 02/05/25 15:10

Matrix: Water

Date Received: 02/06/25 09:40

Method: MCAWW 300.0-1993 R2.1 - Anions, Ion Chromatography

Analyte	Result	Qualifier	RL	MDL	Unit	D	Prepared	Analyzed	Dil Fac
Chloride	**4.4**		1.0	0.20	mg/L			02/12/25 16:00	1
Fluoride	<0.040		0.10	0.040	mg/L			02/12/25 16:00	1
Sulfate	**1.8**		1.0	0.40	mg/L			02/12/25 16:00	1

Method: SW846 6020B - Metals (ICP/MS) - Total Recoverable

Analyte	Result	Qualifier	RL	MDL	Unit	D	Prepared	Analyzed	Dil Fac
Antimony	<0.00034		0.0020	0.00034	mg/L		02/07/25 05:43	02/07/25 15:22	1
Arsenic	<0.00086		0.0010	0.00086	mg/L		02/07/25 05:43	02/07/25 15:22	1
Barium	**0.036**		0.010	0.00089	mg/L		02/07/25 05:43	02/07/25 15:22	1
Beryllium	**0.00034**	**J**	0.0025	0.00020	mg/L		02/07/25 05:43	02/07/25 15:22	1
Boron	**0.022**	**J**	0.080	0.022	mg/L		02/07/25 05:43	02/07/25 15:22	1
Cadmium	<0.000078		0.0025	0.000078	mg/L		02/07/25 05:43	02/07/25 15:22	1
Calcium	**1.4**		0.50	0.14	mg/L		02/07/25 05:43	02/07/25 15:22	1
Chromium	**0.0016**	**J**	0.0020	0.0012	mg/L		02/07/25 05:43	02/07/25 15:22	1
Cobalt	**0.0013**	**J**	0.0025	0.00022	mg/L		02/07/25 05:43	02/07/25 15:22	1
Copper	<0.0011		0.0020	0.0011	mg/L		02/07/25 05:43	02/07/25 15:22	1
Lead	<0.00021		0.0010	0.00021	mg/L		02/07/25 05:43	02/07/25 15:22	1
Nickel	**0.00098**	**J**	0.0010	0.00042	mg/L		02/07/25 05:43	02/07/25 15:22	1
Selenium	<0.00099		0.0050	0.00099	mg/L		02/07/25 05:43	02/07/25 15:22	1
Silver	<0.00039		0.0010	0.00039	mg/L		02/07/25 05:43	02/07/25 15:22	1
Thallium	<0.00026		0.0010	0.00026	mg/L		02/07/25 05:43	02/07/25 15:22	1
Vanadium	<0.00063		0.0020	0.00063	mg/L		02/07/25 05:43	02/07/25 15:22	1
Zinc	**0.0030**	**J**	0.0050	0.0028	mg/L		02/07/25 05:43	02/07/25 15:22	1

General Chemistry

Analyte	Result	Qualifier	RL	MDL	Unit	D	Prepared	Analyzed	Dil Fac
Total Dissolved Solids (SM 2540C-2011)	**39**		10	10	mg/L			02/12/25 08:55	1

Method: 300.0-1993 R2.1 - Anions, Ion Chromatography

Lab Sample ID: MB 680-875260/2
Matrix: Water
Analysis Batch: 875260

Client Sample ID: Method Blank
Prep Type: Total/NA

Analyte	MB Result	MB Qualifier	RL	MDL	Unit	D	Prepared	Analyzed	Dil Fac
Chloride	<0.20		1.0	0.20	mg/L			02/11/25 10:10	1
Fluoride	<0.040		0.10	0.040	mg/L			02/11/25 10:10	1
Sulfate	<0.40		1.0	0.40	mg/L			02/11/25 10:10	1

Lab Sample ID: LCS 680-875260/3
Matrix: Water
Analysis Batch: 875260

Client Sample ID: Lab Control Sample
Prep Type: Total/NA

Analyte			Spike Added	LCS Result	LCS Qualifier	Unit	D	%Rec	%Rec Limits		
Chloride			10.0	9.72		mg/L		97	90 - 110		
Fluoride			2.00	1.97		mg/L		98	90 - 110		
Sulfate			10.0	10.1		mg/L		101	90 - 110		

Lab Sample ID: LCSD 680-875260/4
Matrix: Water
Analysis Batch: 875260

Client Sample ID: Lab Control Sample Dup
Prep Type: Total/NA

Analyte			Spike Added	LCSD Result	LCSD Qualifier	Unit	D	%Rec	%Rec Limits	RPD	RPD Limit
Chloride			10.0	9.73		mg/L		97	90 - 110	0	15
Fluoride			2.00	1.97		mg/L		99	90 - 110	0	15
Sulfate			10.0	10.2		mg/L		102	90 - 110	1	15

Lab Sample ID: 680-261611-1 MS
Matrix: Water
Analysis Batch: 875260

Client Sample ID: MCI-LF4-FD-04
Prep Type: Total/NA

Analyte	Sample Result	Sample Qualifier	Spike Added	MS Result	MS Qualifier	Unit	D	%Rec	%Rec Limits		
Chloride	10	F1	10.0	18.0	F1	mg/L		79	80 - 120		
Fluoride	<0.040	F2	2.00	1.68		mg/L		84	80 - 120		
Sulfate	0.68	J F1 F2	10.0	8.60	F1	mg/L		79	80 - 120		

Lab Sample ID: 680-261611-1 MSD
Matrix: Water
Analysis Batch: 875260

Client Sample ID: MCI-LF4-FD-04
Prep Type: Total/NA

Analyte	Sample Result	Sample Qualifier	Spike Added	MSD Result	MSD Qualifier	Unit	D	%Rec	%Rec Limits	RPD	RPD Limit
Chloride	10	F1	10.0	19.5		mg/L		94	80 - 120	8	15
Fluoride	<0.040	F2	2.00	2.09	F2	mg/L		104	80 - 120	21	15
Sulfate	0.68	J F1 F2	10.0	11.3	F2	mg/L		106	80 - 120	27	15

Lab Sample ID: 680-261611-8 MS
Matrix: Water
Analysis Batch: 875260

Client Sample ID: MCI-GWC-12
Prep Type: Total/NA

Analyte	Sample Result	Sample Qualifier	Spike Added	MS Result	MS Qualifier	Unit	D	%Rec	%Rec Limits		
Chloride	3.8		20.0	24.8	E	mg/L		105	80 - 120		
Fluoride	<0.040		4.00	4.37		mg/L		109	80 - 120		
Sulfate	0.56	J	20.0	24.1		mg/L		118	80 - 120		

Method: 300.0-1993 R2.1 - Anions, Ion Chromatography (Continued)

Lab Sample ID: 680-261611-8 MSD
Matrix: Water
Analysis Batch: 875260

Client Sample ID: MCI-GWC-12
Prep Type: Total/NA

Analyte	Sample Result	Sample Qualifier	Spike Added	MSD Result	MSD Qualifier	Unit	D	%Rec	%Rec Limits	RPD	RPD Limit
Chloride	3.8		20.0	24.8	E	mg/L		105	80 - 120	0	15
Fluoride	<0.040		4.00	4.38		mg/L		110	80 - 120	0	15
Sulfate	0.56	J	20.0	24.0		mg/L		117	80 - 120	0	15

Lab Sample ID: MB 680-875383/2
Matrix: Water
Analysis Batch: 875383

Client Sample ID: Method Blank
Prep Type: Total/NA

Analyte	MB Result	MB Qualifier	RL	MDL	Unit	D	Prepared	Analyzed	Dil Fac
Chloride	<0.20		1.0	0.20	mg/L			02/12/25 11:52	1
Fluoride	<0.040		0.10	0.040	mg/L			02/12/25 11:52	1
Sulfate	<0.40		1.0	0.40	mg/L			02/12/25 11:52	1

Lab Sample ID: LCS 680-875383/3
Matrix: Water
Analysis Batch: 875383

Client Sample ID: Lab Control Sample
Prep Type: Total/NA

Analyte	Spike Added	LCS Result	LCS Qualifier	Unit	D	%Rec	%Rec Limits
Chloride	10.0	10.2		mg/L		102	90 - 110
Fluoride	2.00	2.10		mg/L		105	90 - 110
Sulfate	10.0	10.8		mg/L		108	90 - 110

Lab Sample ID: LCSD 680-875383/4
Matrix: Water
Analysis Batch: 875383

Client Sample ID: Lab Control Sample Dup
Prep Type: Total/NA

Analyte	Spike Added	LCSD Result	LCSD Qualifier	Unit	D	%Rec	%Rec Limits	RPD	RPD Limit
Chloride	10.0	10.2		mg/L		102	90 - 110	0	15
Fluoride	2.00	2.08		mg/L		104	90 - 110	1	15
Sulfate	10.0	10.6		mg/L		106	90 - 110	2	15

Lab Sample ID: 680-261611-10 MS
Matrix: Water
Analysis Batch: 875383

Client Sample ID: MCI-GWC-21
Prep Type: Total/NA

Analyte	Sample Result	Sample Qualifier	Spike Added	MS Result	MS Qualifier	Unit	D	%Rec	%Rec Limits
Chloride	6.1		10.0	17.4		mg/L		113	80 - 120
Fluoride	<0.040		2.00	2.28		mg/L		114	80 - 120
Sulfate	0.64	J	10.0	12.3		mg/L		116	80 - 120

Lab Sample ID: 680-261611-10 MSD
Matrix: Water
Analysis Batch: 875383

Client Sample ID: MCI-GWC-21
Prep Type: Total/NA

Analyte	Sample Result	Sample Qualifier	Spike Added	MSD Result	MSD Qualifier	Unit	D	%Rec	%Rec Limits	RPD	RPD Limit
Chloride	6.1		10.0	16.8		mg/L		107	80 - 120	3	15
Fluoride	<0.040		2.00	2.26		mg/L		113	80 - 120	1	15
Sulfate	0.64	J	10.0	12.4		mg/L		117	80 - 120	1	15

Method: 6020B - Metals (ICP/MS)

Lab Sample ID: MB 680-874804/1-A
Matrix: Water
Analysis Batch: 874968

Client Sample ID: Method Blank
Prep Type: Total Recoverable
Prep Batch: 874804

Analyte	MB Result	MB Qualifier	RL	MDL	Unit	D	Prepared	Analyzed	Dil Fac
Antimony	<0.00034		0.0020	0.00034	mg/L		02/07/25 05:43	02/07/25 15:46	1
Arsenic	<0.00086		0.0010	0.00086	mg/L		02/07/25 05:43	02/07/25 15:46	1
Barium	<0.00089		0.010	0.00089	mg/L		02/07/25 05:43	02/07/25 15:46	1
Beryllium	<0.00020		0.0025	0.00020	mg/L		02/07/25 05:43	02/07/25 15:46	1
Boron	<0.022		0.080	0.022	mg/L		02/07/25 05:43	02/07/25 15:46	1
Cadmium	<0.000078		0.0025	0.000078	mg/L		02/07/25 05:43	02/07/25 15:46	1
Calcium	<0.14		0.50	0.14	mg/L		02/07/25 05:43	02/07/25 15:46	1
Chromium	<0.0012		0.0020	0.0012	mg/L		02/07/25 05:43	02/07/25 15:46	1
Cobalt	<0.00022		0.0025	0.00022	mg/L		02/07/25 05:43	02/07/25 15:46	1
Copper	<0.0011		0.0020	0.0011	mg/L		02/07/25 05:43	02/07/25 15:46	1
Lead	<0.00021		0.0010	0.00021	mg/L		02/07/25 05:43	02/07/25 15:46	1
Nickel	<0.00042		0.0010	0.00042	mg/L		02/07/25 05:43	02/07/25 15:46	1
Selenium	<0.00099		0.0050	0.00099	mg/L		02/07/25 05:43	02/07/25 15:46	1
Silver	<0.00039		0.0010	0.00039	mg/L		02/07/25 05:43	02/07/25 15:46	1
Thallium	<0.00026		0.0010	0.00026	mg/L		02/07/25 05:43	02/07/25 15:46	1
Vanadium	<0.00063		0.0020	0.00063	mg/L		02/07/25 05:43	02/07/25 15:46	1
Zinc	<0.0028		0.0050	0.0028	mg/L		02/07/25 05:43	02/07/25 15:46	1

Lab Sample ID: LCS 680-874804/2-A
Matrix: Water
Analysis Batch: 874968

Client Sample ID: Lab Control Sample
Prep Type: Total Recoverable
Prep Batch: 874804

Analyte	Spike Added	LCS Result	LCS Qualifier	Unit	D	%Rec	%Rec Limits
Antimony	0.0500	0.0508		mg/L		102	80 - 120
Arsenic	0.100	0.104		mg/L		104	80 - 120
Barium	0.100	0.0998		mg/L		100	80 - 120
Beryllium	0.0500	0.0474		mg/L		95	80 - 120
Boron	0.400	0.419		mg/L		105	80 - 120
Cadmium	0.0500	0.0509		mg/L		102	80 - 120
Calcium	5.00	5.26		mg/L		105	80 - 120
Chromium	0.100	0.106		mg/L		106	80 - 120
Cobalt	0.0500	0.0477		mg/L		95	80 - 120
Copper	0.101	0.102		mg/L		101	80 - 120
Lead	0.500	0.525		mg/L		105	80 - 120
Nickel	0.100	0.0984		mg/L		98	80 - 120
Selenium	0.100	0.0998		mg/L		100	80 - 120
Silver	0.0500	0.0507		mg/L		101	80 - 120
Thallium	0.0500	0.0518		mg/L		104	80 - 120
Vanadium	0.100	0.103		mg/L		103	80 - 120
Zinc	0.100	0.108		mg/L		108	80 - 120

Lab Sample ID: 400-270372-C-1-B MS
Matrix: Water
Analysis Batch: 874968

Client Sample ID: Matrix Spike
Prep Type: Total Recoverable
Prep Batch: 874804

Analyte	Sample Result	Sample Qualifier	Spike Added	MS Result	MS Qualifier	Unit	D	%Rec	%Rec Limits
Antimony	<0.00034		0.0500	0.0505		mg/L		101	75 - 125
Arsenic	0.0014		0.100	0.105		mg/L		103	75 - 125
Barium	5.5		0.100	5.07	4	mg/L		-470	75 - 125

Method: 6020B - Metals (ICP/MS) (Continued)

Lab Sample ID: 400-270372-C-1-B MS
Matrix: Water
Analysis Batch: 874968

Client Sample ID: Matrix Spike
Prep Type: Total Recoverable
Prep Batch: 874804

Analyte	Sample Result	Sample Qualifier	Spike Added	MS Result	MS Qualifier	Unit	D	%Rec	%Rec Limits
Beryllium	<0.00020		0.0500	0.0499		mg/L		100	75 - 125
Boron	0.042	J	0.400	0.467		mg/L		106	75 - 125
Cadmium	<0.000078		0.0500	0.0533		mg/L		107	75 - 125
Calcium	1100		5.00	990	4	mg/L		-2306	75 - 125
Chromium	0.0013	J	0.100	0.106		mg/L		105	75 - 125
Cobalt	0.00030	J	0.0500	0.0509		mg/L		101	75 - 125
Copper	<0.0011		0.101	0.101		mg/L		100	75 - 125
Lead	<0.00021		0.500	0.547		mg/L		109	75 - 125
Nickel	0.0027		0.100	0.105		mg/L		102	75 - 125
Selenium	0.0016	J	0.100	0.101		mg/L		99	75 - 125
Silver	<0.00039		0.0500	0.0513		mg/L		103	75 - 125
Thallium	0.00051	J	0.0500	0.0516		mg/L		102	75 - 125
Vanadium	0.0016	J	0.100	0.109		mg/L		107	75 - 125
Zinc	<0.0028		0.100	0.103		mg/L		103	75 - 125

Lab Sample ID: 400-270372-C-1-C MSD
Matrix: Water
Analysis Batch: 874968

Client Sample ID: Matrix Spike Duplicate
Prep Type: Total Recoverable
Prep Batch: 874804

Analyte	Sample Result	Sample Qualifier	Spike Added	MSD Result	MSD Qualifier	Unit	D	%Rec	%Rec Limits	RPD	RPD Limit
Antimony	<0.00034		0.0500	0.0522		mg/L		104	75 - 125	3	20
Arsenic	0.0014		0.100	0.108		mg/L		107	75 - 125	3	20
Barium	5.5		0.100	5.37	4	mg/L		-180	75 - 125	6	20
Beryllium	<0.00020		0.0500	0.0533		mg/L		107	75 - 125	7	20
Boron	0.042	J	0.400	0.492		mg/L		112	75 - 125	5	20
Cadmium	<0.000078		0.0500	0.0543		mg/L		109	75 - 125	2	20
Calcium	1100		5.00	1060	4	mg/L		-977	75 - 125	6	20
Chromium	0.0013	J	0.100	0.110		mg/L		108	75 - 125	3	20
Cobalt	0.00030	J	0.0500	0.0524		mg/L		104	75 - 125	3	20
Copper	<0.0011		0.101	0.104		mg/L		103	75 - 125	3	20
Lead	<0.00021		0.500	0.569		mg/L		114	75 - 125	4	20
Nickel	0.0027		0.100	0.109		mg/L		106	75 - 125	3	20
Selenium	0.0016	J	0.100	0.103		mg/L		101	75 - 125	2	20
Silver	<0.00039		0.0500	0.0531		mg/L		106	75 - 125	3	20
Thallium	0.00051	J	0.0500	0.0529		mg/L		105	75 - 125	2	20
Vanadium	0.0016	J	0.100	0.112		mg/L		110	75 - 125	3	20
Zinc	<0.0028		0.100	0.106		mg/L		106	75 - 125	3	20

Lab Sample ID: MB 680-874805/1-A
Matrix: Water
Analysis Batch: 874968

Client Sample ID: Method Blank
Prep Type: Total Recoverable
Prep Batch: 874805

Analyte	MB Result	MB Qualifier	RL	MDL	Unit	D	Prepared	Analyzed	Dil Fac
Antimony	<0.00034		0.0020	0.00034	mg/L		02/07/25 05:43	02/07/25 14:47	1
Arsenic	<0.00086		0.0010	0.00086	mg/L		02/07/25 05:43	02/07/25 14:47	1
Barium	<0.00089		0.010	0.00089	mg/L		02/07/25 05:43	02/07/25 14:47	1
Beryllium	<0.00020		0.0025	0.00020	mg/L		02/07/25 05:43	02/07/25 14:47	1
Boron	<0.022		0.080	0.022	mg/L		02/07/25 05:43	02/07/25 14:47	1
Cadmium	<0.000078		0.0025	0.000078	mg/L		02/07/25 05:43	02/07/25 14:47	1

Method: 6020B - Metals (ICP/MS) (Continued)

Lab Sample ID: MB 680-874805/1-A
Matrix: Water
Analysis Batch: 874968

Client Sample ID: Method Blank
Prep Type: Total Recoverable
Prep Batch: 874805

Analyte	MB Result	MB Qualifier	RL	MDL	Unit	D	Prepared	Analyzed	Dil Fac
Calcium	<0.14		0.50	0.14	mg/L		02/07/25 05:43	02/07/25 14:47	1
Chromium	<0.0012		0.0020	0.0012	mg/L		02/07/25 05:43	02/07/25 14:47	1
Cobalt	<0.00022		0.0025	0.00022	mg/L		02/07/25 05:43	02/07/25 14:47	1
Copper	<0.0011		0.0020	0.0011	mg/L		02/07/25 05:43	02/07/25 14:47	1
Lead	<0.00021		0.0010	0.00021	mg/L		02/07/25 05:43	02/07/25 14:47	1
Nickel	<0.00042		0.0010	0.00042	mg/L		02/07/25 05:43	02/07/25 14:47	1
Selenium	<0.00099		0.0050	0.00099	mg/L		02/07/25 05:43	02/07/25 14:47	1
Silver	<0.00039		0.0010	0.00039	mg/L		02/07/25 05:43	02/07/25 14:47	1
Thallium	<0.00026		0.0010	0.00026	mg/L		02/07/25 05:43	02/07/25 14:47	1
Vanadium	<0.00063		0.0020	0.00063	mg/L		02/07/25 05:43	02/07/25 14:47	1
Zinc	<0.0028		0.0050	0.0028	mg/L		02/07/25 05:43	02/07/25 14:47	1

Lab Sample ID: LCS 680-874805/2-A
Matrix: Water
Analysis Batch: 874968

Client Sample ID: Lab Control Sample
Prep Type: Total Recoverable
Prep Batch: 874805

Analyte	Spike Added	LCS Result	LCS Qualifier	Unit	D	%Rec	%Rec Limits
Antimony	0.0500	0.0508		mg/L		102	80 - 120
Arsenic	0.100	0.102		mg/L		102	80 - 120
Barium	0.100	0.0999		mg/L		100	80 - 120
Beryllium	0.0500	0.0516		mg/L		103	80 - 120
Boron	0.400	0.408		mg/L		102	80 - 120
Cadmium	0.0500	0.0515		mg/L		103	80 - 120
Calcium	5.00	5.18		mg/L		104	80 - 120
Chromium	0.100	0.106		mg/L		106	80 - 120
Cobalt	0.0500	0.0493		mg/L		99	80 - 120
Copper	0.101	0.103		mg/L		102	80 - 120
Lead	0.500	0.517		mg/L		103	80 - 120
Nickel	0.100	0.102		mg/L		102	80 - 120
Selenium	0.100	0.0951		mg/L		95	80 - 120
Silver	0.0500	0.0517		mg/L		103	80 - 120
Thallium	0.0500	0.0500		mg/L		100	80 - 120
Vanadium	0.100	0.104		mg/L		104	80 - 120
Zinc	0.100	0.105		mg/L		105	80 - 120

Lab Sample ID: 400-270372-C-2-B MS
Matrix: Water
Analysis Batch: 874968

Client Sample ID: Matrix Spike
Prep Type: Total Recoverable
Prep Batch: 874805

Analyte	Sample Result	Sample Qualifier	Spike Added	MS Result	MS Qualifier	Unit	D	%Rec	%Rec Limits
Antimony	0.00066	J	0.0500	0.0509		mg/L		101	75 - 125
Arsenic	0.0022		0.100	0.104		mg/L		101	75 - 125
Barium	5.8		0.100	5.77	4	mg/L		-60	75 - 125
Beryllium	0.0019	J	0.0500	0.0522		mg/L		101	75 - 125
Boron	0.042	J	0.400	0.471		mg/L		107	75 - 125
Cadmium	0.023		0.0500	0.0736		mg/L		102	75 - 125
Calcium	1900		5.00	1840	4	mg/L		-152	75 - 125
Chromium	0.016		0.100	0.119		mg/L		103	75 - 125
Cobalt	0.010		0.0500	0.0619		mg/L		104	75 - 125

Method: 6020B - Metals (ICP/MS) (Continued)

Lab Sample ID: 400-270372-C-2-B MS
Matrix: Water
Analysis Batch: 874968

Client Sample ID: Matrix Spike
Prep Type: Total Recoverable
Prep Batch: 874805

Analyte	Sample Result	Sample Qualifier	Spike Added	MS Result	MS Qualifier	Unit	D	%Rec	%Rec Limits
Copper	0.0061		0.101	0.108		mg/L		101	75 - 125
Lead	0.0014		0.500	0.539		mg/L		108	75 - 125
Nickel	0.059		0.100	0.164		mg/L		105	75 - 125
Selenium	0.0029	J	0.100	0.0996		mg/L		97	75 - 125
Silver	0.00040	J	0.0500	0.0506		mg/L		100	75 - 125
Thallium	0.0075		0.0500	0.0561		mg/L		97	75 - 125
Vanadium	<0.00063		0.100	0.107		mg/L		107	75 - 125
Zinc	0.047		0.100	0.142		mg/L		95	75 - 125

Lab Sample ID: 400-270372-C-2-C MSD
Matrix: Water
Analysis Batch: 874968

Client Sample ID: Matrix Spike Duplicate
Prep Type: Total Recoverable
Prep Batch: 874805

Analyte	Sample Result	Sample Qualifier	Spike Added	MSD Result	MSD Qualifier	Unit	D	%Rec	%Rec Limits	RPD	RPD Limit
Antimony	0.00066	J	0.0500	0.0514		mg/L		102	75 - 125	1	20
Arsenic	0.0022		0.100	0.104		mg/L		102	75 - 125	0	20
Barium	5.8		0.100	5.74	4	mg/L		-90	75 - 125	1	20
Beryllium	0.0019	J	0.0500	0.0541		mg/L		104	75 - 125	3	20
Boron	0.042	J	0.400	0.475		mg/L		108	75 - 125	1	20
Cadmium	0.023		0.0500	0.0737		mg/L		102	75 - 125	0	20
Calcium	1900		5.00	1820	4	mg/L		-646	75 - 125	1	20
Chromium	0.016		0.100	0.119		mg/L		103	75 - 125	0	20
Cobalt	0.010		0.0500	0.0619		mg/L		103	75 - 125	0	20
Copper	0.0061		0.101	0.109		mg/L		101	75 - 125	1	20
Lead	0.0014		0.500	0.541		mg/L		108	75 - 125	0	20
Nickel	0.059		0.100	0.164		mg/L		105	75 - 125	0	20
Selenium	0.0029	J	0.100	0.100		mg/L		97	75 - 125	1	20
Silver	0.00040	J	0.0500	0.0510		mg/L		101	75 - 125	1	20
Thallium	0.0075		0.0500	0.0566		mg/L		98	75 - 125	1	20
Vanadium	<0.00063		0.100	0.107		mg/L		107	75 - 125	1	20
Zinc	0.047		0.100	0.143		mg/L		96	75 - 125	1	20

Lab Sample ID: MB 680-876931/1-A
Matrix: Water
Analysis Batch: 877192

Client Sample ID: Method Blank
Prep Type: Total Recoverable
Prep Batch: 876931

Analyte	MB Result	MB Qualifier	RL	MDL	Unit	D	Prepared	Analyzed	Dil Fac
Antimony	<0.00034		0.0020	0.00034	mg/L		02/25/25 11:12	02/26/25 17:58	1
Arsenic	<0.00086		0.0010	0.00086	mg/L		02/25/25 11:12	02/26/25 17:58	1
Barium	<0.00089		0.010	0.00089	mg/L		02/25/25 11:12	02/26/25 17:58	1
Beryllium	<0.00020		0.0025	0.00020	mg/L		02/25/25 11:12	02/26/25 17:58	1
Boron	<0.022		0.080	0.022	mg/L		02/25/25 11:12	02/26/25 17:58	1
Cadmium	<0.000078		0.0025	0.000078	mg/L		02/25/25 11:12	02/26/25 17:58	1
Calcium	<0.14		0.50	0.14	mg/L		02/25/25 11:12	02/26/25 17:58	1
Chromium	<0.0012		0.0020	0.0012	mg/L		02/25/25 11:12	02/26/25 17:58	1
Cobalt	<0.00022		0.0025	0.00022	mg/L		02/25/25 11:12	02/26/25 17:58	1
Copper	<0.0011		0.0020	0.0011	mg/L		02/25/25 11:12	02/26/25 17:58	1
Lead	<0.00021		0.0010	0.00021	mg/L		02/25/25 11:12	02/26/25 17:58	1
Nickel	<0.00042		0.0010	0.00042	mg/L		02/25/25 11:12	02/26/25 17:58	1

Method: 6020B - Metals (ICP/MS) (Continued)

Lab Sample ID: MB 680-876931/1-A
Matrix: Water
Analysis Batch: 877192

Client Sample ID: Method Blank
Prep Type: Total Recoverable
Prep Batch: 876931

Analyte	MB Result	MB Qualifier	RL	MDL	Unit	D	Prepared	Analyzed	Dil Fac
Selenium	<0.00099		0.0050	0.00099	mg/L		02/25/25 11:12	02/26/25 17:58	1
Silver	<0.00039		0.0010	0.00039	mg/L		02/25/25 11:12	02/26/25 17:58	1
Thallium	<0.00026		0.0010	0.00026	mg/L		02/25/25 11:12	02/26/25 17:58	1
Vanadium	<0.00063		0.0020	0.00063	mg/L		02/25/25 11:12	02/26/25 17:58	1
Zinc	<0.0028		0.0050	0.0028	mg/L		02/25/25 11:12	02/26/25 17:58	1

Lab Sample ID: LCS 680-876931/2-A
Matrix: Water
Analysis Batch: 877192

Client Sample ID: Lab Control Sample
Prep Type: Total Recoverable
Prep Batch: 876931

Analyte	Spike Added	LCS Result	LCS Qualifier	Unit	D	%Rec	%Rec Limits
Antimony	0.0500	0.0531		mg/L		106	80 - 120
Arsenic	0.100	0.104		mg/L		104	80 - 120
Barium	0.100	0.106		mg/L		106	80 - 120
Beryllium	0.0500	0.0525		mg/L		105	80 - 120
Boron	0.400	0.392		mg/L		98	80 - 120
Cadmium	0.0500	0.0546		mg/L		109	80 - 120
Calcium	5.00	5.38		mg/L		108	80 - 120
Chromium	0.100	0.110		mg/L		110	80 - 120
Cobalt	0.0500	0.0519		mg/L		104	80 - 120
Copper	0.101	0.104		mg/L		103	80 - 120
Lead	0.500	0.588		mg/L		118	80 - 120
Nickel	0.100	0.103		mg/L		103	80 - 120
Selenium	0.100	0.108		mg/L		108	80 - 120
Thallium	0.0500	0.0469		mg/L		94	80 - 120
Vanadium	0.100	0.106		mg/L		106	80 - 120
Zinc	0.100	0.107		mg/L		107	80 - 120

Lab Sample ID: 680-262165-A-32-B MS
Matrix: Water
Analysis Batch: 877192

Client Sample ID: Matrix Spike
Prep Type: Total Recoverable
Prep Batch: 876931

Analyte	Sample Result	Sample Qualifier	Spike Added	MS Result	MS Qualifier	Unit	D	%Rec	%Rec Limits
Antimony	<0.00034		0.0500	0.0584		mg/L		117	75 - 125
Arsenic	<0.00086		0.100	0.115		mg/L		115	75 - 125
Barium	0.10		0.100	0.226		mg/L		121	75 - 125
Beryllium	<0.00020		0.0500	0.0609		mg/L		122	75 - 125
Boron	0.059	J	0.400	0.484		mg/L		106	75 - 125
Cadmium	0.00024	J	0.0500	0.0600		mg/L		120	75 - 125
Calcium	28		5.00	35.5	4	mg/L		148	75 - 125
Chromium	<0.0012		0.100	0.121		mg/L		121	75 - 125
Cobalt	0.0061		0.0500	0.0637		mg/L		115	75 - 125
Copper	<0.0011		0.101	0.113		mg/L		112	75 - 125
Lead	0.00033	J F1	0.500	0.643	F1	mg/L		129	75 - 125
Nickel	0.0046		0.100	0.118		mg/L		113	75 - 125
Selenium	<0.00099		0.100	0.119		mg/L		119	75 - 125
Silver	<0.00039	*+ F1	0.0500	0.0675	F1	mg/L		135	75 - 125
Thallium	<0.00026		0.0500	0.0528		mg/L		106	75 - 125
Vanadium	0.0022		0.100	0.119		mg/L		117	75 - 125

Method: 6020B - Metals (ICP/MS) (Continued)

Lab Sample ID: 680-262165-A-32-B MS
Matrix: Water
Analysis Batch: 877192

Client Sample ID: Matrix Spike
Prep Type: Total Recoverable
Prep Batch: 876931

Analyte	Sample Result	Sample Qualifier	Spike Added	MS Result	MS Qualifier	Unit	D	%Rec	%Rec Limits
Zinc	0.0062		0.100	0.119		mg/L		112	75 - 125

Lab Sample ID: 680-262165-A-32-C MSD
Matrix: Water
Analysis Batch: 877192

Client Sample ID: Matrix Spike Duplicate
Prep Type: Total Recoverable
Prep Batch: 876931

Analyte	Sample Result	Sample Qualifier	Spike Added	MSD Result	MSD Qualifier	Unit	D	%Rec	%Rec Limits	RPD	RPD Limit
Antimony	<0.00034		0.0500	0.0541		mg/L		108	75 - 125	8	20
Arsenic	<0.00086		0.100	0.106		mg/L		106	75 - 125	8	20
Barium	0.10		0.100	0.209		mg/L		104	75 - 125	8	20
Beryllium	<0.00020		0.0500	0.0563		mg/L		113	75 - 125	8	20
Boron	0.059	J	0.400	0.467		mg/L		102	75 - 125	4	20
Cadmium	0.00024	J	0.0500	0.0553		mg/L		110	75 - 125	8	20
Calcium	28		5.00	32.9	4	mg/L		95	75 - 125	8	20
Chromium	<0.0012		0.100	0.111		mg/L		111	75 - 125	9	20
Cobalt	0.0061		0.0500	0.0591		mg/L		106	75 - 125	8	20
Copper	<0.0011		0.101	0.106		mg/L		105	75 - 125	7	20
Lead	0.00033	J F1	0.500	0.599		mg/L		120	75 - 125	7	20
Nickel	0.0046		0.100	0.109		mg/L		105	75 - 125	8	20
Selenium	<0.00099		0.100	0.107		mg/L		107	75 - 125	10	20
Silver	<0.00039	*+ F1	0.0500	0.0632	F1	mg/L		126	75 - 125	7	20
Thallium	<0.00026		0.0500	0.0485		mg/L		97	75 - 125	8	20
Vanadium	0.0022		0.100	0.109		mg/L		107	75 - 125	9	20
Zinc	0.0062		0.100	0.108		mg/L		102	75 - 125	9	20

Method: 2540C-2011 - Total Dissolved Solids (Dried at 180 °C)

Lab Sample ID: MB 680-875415/1
Matrix: Water
Analysis Batch: 875415

Client Sample ID: Method Blank
Prep Type: Total/NA

Analyte	MB Result	MB Qualifier	RL	MDL	Unit	D	Prepared	Analyzed	Dil Fac
Total Dissolved Solids	<10		10	10	mg/L			02/12/25 08:14	1

Lab Sample ID: LCS 680-875415/2
Matrix: Water
Analysis Batch: 875415

Client Sample ID: Lab Control Sample
Prep Type: Total/NA

Analyte	Spike Added	LCS Result	LCS Qualifier	Unit	D	%Rec	%Rec Limits
Total Dissolved Solids	2440	2380		mg/L		98	80 - 120

Lab Sample ID: LCSD 680-875415/3
Matrix: Water
Analysis Batch: 875415

Client Sample ID: Lab Control Sample Dup
Prep Type: Total/NA

Analyte	Spike Added	LCSD Result	LCSD Qualifier	Unit	D	%Rec	%Rec Limits	RPD	RPD Limit
Total Dissolved Solids	2440	2370		mg/L		97	80 - 120	1	25

Method: 2540C-2011 - Total Dissolved Solids (Dried at 180 °C) (Continued)

Lab Sample ID: 680-261610-C-1 DU
Matrix: Water
Analysis Batch: 875415

Client Sample ID: Duplicate
Prep Type: Total/NA

Analyte	Sample Result	Sample Qualifier		DU Result	DU Qualifier	Unit	D			RPD	RPD Limit
Total Dissolved Solids	420			396	F3	mg/L				6	5

Lab Sample ID: 680-261610-C-2 DU
Matrix: Water
Analysis Batch: 875415

Client Sample ID: Duplicate
Prep Type: Total/NA

Analyte	Sample Result	Sample Qualifier		DU Result	DU Qualifier	Unit	D			RPD	RPD Limit
Total Dissolved Solids	500			476		mg/L				4	5

Lab Sample ID: MB 680-875423/1
Matrix: Water
Analysis Batch: 875423

Client Sample ID: Method Blank
Prep Type: Total/NA

Analyte	MB Result	MB Qualifier	RL	MDL	Unit	D	Prepared	Analyzed	Dil Fac
Total Dissolved Solids	<10		10	10	mg/L			02/12/25 08:55	1

Lab Sample ID: LCS 680-875423/2
Matrix: Water
Analysis Batch: 875423

Client Sample ID: Lab Control Sample
Prep Type: Total/NA

Analyte			Spike Added	LCS Result	LCS Qualifier	Unit	D	%Rec	%Rec Limits		
Total Dissolved Solids			2440	2400		mg/L		98	80 - 120		

Lab Sample ID: LCSD 680-875423/3
Matrix: Water
Analysis Batch: 875423

Client Sample ID: Lab Control Sample Dup
Prep Type: Total/NA

Analyte			Spike Added	LCSD Result	LCSD Qualifier	Unit	D	%Rec	%Rec Limits	RPD	RPD Limit
Total Dissolved Solids			2440	2390		mg/L		98	80 - 120	0	25

Lab Sample ID: 680-261611-7 DU
Matrix: Water
Analysis Batch: 875423

Client Sample ID: MCI-GWC-11
Prep Type: Total/NA

Analyte	Sample Result	Sample Qualifier		DU Result	DU Qualifier	Unit	D			RPD	RPD Limit
Total Dissolved Solids	86			78.0	F3	mg/L				9	5

QC Association Summary

Client: Southern Company
Project/Site: Plant McIntosh Landfill 4

Job ID: 680-261611-1

HPLC/IC

Analysis Batch: 875260

Lab Sample ID	Client Sample ID	Prep Type	Matrix	Method	Prep Batch
680-261611-1	MCI-LF4-FD-04	Total/NA	Water	300.0-1993 R2.1	
680-261611-2	MCI-LF4-EB-07	Total/NA	Water	300.0-1993 R2.1	
680-261611-3	MCI-GWC-23	Total/NA	Water	300.0-1993 R2.1	
680-261611-4	MCI-GWC-18	Total/NA	Water	300.0-1993 R2.1	
680-261611-5	MCI-GWC-9	Total/NA	Water	300.0-1993 R2.1	
680-261611-6	MCI-GWC-20	Total/NA	Water	300.0-1993 R2.1	
680-261611-7	MCI-GWC-11	Total/NA	Water	300.0-1993 R2.1	
680-261611-8	MCI-GWC-12	Total/NA	Water	300.0-1993 R2.1	
680-261611-9	MCI-LF4-FB-06	Total/NA	Water	300.0-1993 R2.1	
MB 680-875260/2	Method Blank	Total/NA	Water	300.0-1993 R2.1	
LCS 680-875260/3	Lab Control Sample	Total/NA	Water	300.0-1993 R2.1	
LCSD 680-875260/4	Lab Control Sample Dup	Total/NA	Water	300.0-1993 R2.1	
680-261611-1 MS	MCI-LF4-FD-04	Total/NA	Water	300.0-1993 R2.1	
680-261611-1 MSD	MCI-LF4-FD-04	Total/NA	Water	300.0-1993 R2.1	
680-261611-8 MS	MCI-GWC-12	Total/NA	Water	300.0-1993 R2.1	
680-261611-8 MSD	MCI-GWC-12	Total/NA	Water	300.0-1993 R2.1	

Analysis Batch: 875383

Lab Sample ID	Client Sample ID	Prep Type	Matrix	Method	Prep Batch
680-261611-10	MCI-GWC-21	Total/NA	Water	300.0-1993 R2.1	
680-261611-11	MCI-LF4-EB-08	Total/NA	Water	300.0-1993 R2.1	
680-261611-12	MCI-LF4-GWC-1	Total/NA	Water	300.0-1993 R2.1	
MB 680-875383/2	Method Blank	Total/NA	Water	300.0-1993 R2.1	
LCS 680-875383/3	Lab Control Sample	Total/NA	Water	300.0-1993 R2.1	
LCSD 680-875383/4	Lab Control Sample Dup	Total/NA	Water	300.0-1993 R2.1	
680-261611-10 MS	MCI-GWC-21	Total/NA	Water	300.0-1993 R2.1	
680-261611-10 MSD	MCI-GWC-21	Total/NA	Water	300.0-1993 R2.1	

Metals

Prep Batch: 874804

Lab Sample ID	Client Sample ID	Prep Type	Matrix	Method	Prep Batch
680-261611-2	MCI-LF4-EB-07	Total Recoverable	Water	3005A	
680-261611-9	MCI-LF4-FB-06	Total Recoverable	Water	3005A	
MB 680-874804/1-A	Method Blank	Total Recoverable	Water	3005A	
LCS 680-874804/2-A	Lab Control Sample	Total Recoverable	Water	3005A	
400-270372-C-1-B MS	Matrix Spike	Total Recoverable	Water	3005A	
400-270372-C-1-C MSD	Matrix Spike Duplicate	Total Recoverable	Water	3005A	

Prep Batch: 874805

Lab Sample ID	Client Sample ID	Prep Type	Matrix	Method	Prep Batch
680-261611-1	MCI-LF4-FD-04	Total Recoverable	Water	3005A	
680-261611-3	MCI-GWC-23	Total Recoverable	Water	3005A	
680-261611-4	MCI-GWC-18	Total Recoverable	Water	3005A	
680-261611-5	MCI-GWC-9	Total Recoverable	Water	3005A	
680-261611-6	MCI-GWC-20	Total Recoverable	Water	3005A	
680-261611-7	MCI-GWC-11	Total Recoverable	Water	3005A	
680-261611-8	MCI-GWC-12	Total Recoverable	Water	3005A	
680-261611-11	MCI-LF4-EB-08	Total Recoverable	Water	3005A	
680-261611-12	MCI-LF4-GWC-1	Total Recoverable	Water	3005A	
MB 680-874805/1-A	Method Blank	Total Recoverable	Water	3005A	

Metals (Continued)

Prep Batch: 874805 (Continued)

Lab Sample ID	Client Sample ID	Prep Type	Matrix	Method	Prep Batch
LCS 680-874805/2-A	Lab Control Sample	Total Recoverable	Water	3005A	
400-270372-C-2-B MS	Matrix Spike	Total Recoverable	Water	3005A	
400-270372-C-2-C MSD	Matrix Spike Duplicate	Total Recoverable	Water	3005A	

Analysis Batch: 874968

Lab Sample ID	Client Sample ID	Prep Type	Matrix	Method	Prep Batch
680-261611-1	MCI-LF4-FD-04	Total Recoverable	Water	6020B	874805
680-261611-2	MCI-LF4-EB-07	Total Recoverable	Water	6020B	874804
680-261611-3	MCI-GWC-23	Total Recoverable	Water	6020B	874805
680-261611-4	MCI-GWC-18	Total Recoverable	Water	6020B	874805
680-261611-5	MCI-GWC-9	Total Recoverable	Water	6020B	874805
680-261611-6	MCI-GWC-20	Total Recoverable	Water	6020B	874805
680-261611-7	MCI-GWC-11	Total Recoverable	Water	6020B	874805
680-261611-8	MCI-GWC-12	Total Recoverable	Water	6020B	874805
680-261611-9	MCI-LF4-FB-06	Total Recoverable	Water	6020B	874804
680-261611-11	MCI-LF4-EB-08	Total Recoverable	Water	6020B	874805
680-261611-12	MCI-LF4-GWC-1	Total Recoverable	Water	6020B	874805
MB 680-874804/1-A	Method Blank	Total Recoverable	Water	6020B	874804
MB 680-874805/1-A	Method Blank	Total Recoverable	Water	6020B	874805
LCS 680-874804/2-A	Lab Control Sample	Total Recoverable	Water	6020B	874804
LCS 680-874805/2-A	Lab Control Sample	Total Recoverable	Water	6020B	874805
400-270372-C-1-B MS	Matrix Spike	Total Recoverable	Water	6020B	874804
400-270372-C-1-C MSD	Matrix Spike Duplicate	Total Recoverable	Water	6020B	874804
400-270372-C-2-B MS	Matrix Spike	Total Recoverable	Water	6020B	874805
400-270372-C-2-C MSD	Matrix Spike Duplicate	Total Recoverable	Water	6020B	874805

Prep Batch: 876931

Lab Sample ID	Client Sample ID	Prep Type	Matrix	Method	Prep Batch
680-261611-10	MCI-GWC-21	Total Recoverable	Water	3005A	
MB 680-876931/1-A	Method Blank	Total Recoverable	Water	3005A	
LCS 680-876931/2-A	Lab Control Sample	Total Recoverable	Water	3005A	
680-262165-A-32-B MS	Matrix Spike	Total Recoverable	Water	3005A	
680-262165-A-32-C MSD	Matrix Spike Duplicate	Total Recoverable	Water	3005A	

Analysis Batch: 877192

Lab Sample ID	Client Sample ID	Prep Type	Matrix	Method	Prep Batch
680-261611-10	MCI-GWC-21	Total Recoverable	Water	6020B	876931
MB 680-876931/1-A	Method Blank	Total Recoverable	Water	6020B	876931
LCS 680-876931/2-A	Lab Control Sample	Total Recoverable	Water	6020B	876931
680-262165-A-32-B MS	Matrix Spike	Total Recoverable	Water	6020B	876931
680-262165-A-32-C MSD	Matrix Spike Duplicate	Total Recoverable	Water	6020B	876931

General Chemistry

Analysis Batch: 875415

Lab Sample ID	Client Sample ID	Prep Type	Matrix	Method	Prep Batch
680-261611-1	MCI-LF4-FD-04	Total/NA	Water	2540C-2011	
680-261611-2	MCI-LF4-EB-07	Total/NA	Water	2540C-2011	
680-261611-3	MCI-GWC-23	Total/NA	Water	2540C-2011	
680-261611-4	MCI-GWC-18	Total/NA	Water	2540C-2011	
680-261611-5	MCI-GWC-9	Total/NA	Water	2540C-2011	

General Chemistry (Continued)

Analysis Batch: 875415 (Continued)

Lab Sample ID	Client Sample ID	Prep Type	Matrix	Method	Prep Batch
MB 680-875415/1	Method Blank	Total/NA	Water	2540C-2011	
LCS 680-875415/2	Lab Control Sample	Total/NA	Water	2540C-2011	
LCSD 680-875415/3	Lab Control Sample Dup	Total/NA	Water	2540C-2011	
680-261610-C-1 DU	Duplicate	Total/NA	Water	2540C-2011	
680-261610-C-2 DU	Duplicate	Total/NA	Water	2540C-2011	

Analysis Batch: 875423

Lab Sample ID	Client Sample ID	Prep Type	Matrix	Method	Prep Batch
680-261611-6	MCI-GWC-20	Total/NA	Water	2540C-2011	
680-261611-7	MCI-GWC-11	Total/NA	Water	2540C-2011	
680-261611-8	MCI-GWC-12	Total/NA	Water	2540C-2011	
680-261611-9	MCI-LF4-FB-06	Total/NA	Water	2540C-2011	
680-261611-10	MCI-GWC-21	Total/NA	Water	2540C-2011	
680-261611-11	MCI-LF4-EB-08	Total/NA	Water	2540C-2011	
680-261611-12	MCI-LF4-GWC-1	Total/NA	Water	2540C-2011	
MB 680-875423/1	Method Blank	Total/NA	Water	2540C-2011	
LCS 680-875423/2	Lab Control Sample	Total/NA	Water	2540C-2011	
LCSD 680-875423/3	Lab Control Sample Dup	Total/NA	Water	2540C-2011	
680-261611-7 DU	MCI-GWC-11	Total/NA	Water	2540C-2011	

Lab Chronicle

Client: Southern Company
Project/Site: Plant McIntosh Landfill 4

Job ID: 680-261611-1

Client Sample ID: MCI-LF4-FD-04

Lab Sample ID: 680-261611-1

Date Collected: 02/05/25 00:00
Matrix: Water
Date Received: 02/06/25 09:40

Prep Type	Batch Type	Batch Method	Run	Dil Factor	Initial Amount	Final Amount	Batch Number	Prepared or Analyzed	Analyst	Lab
Total/NA	Analysis	300.0-1993 R2.1		1	5 mL	5 mL	875260	02/11/25 15:33	AF	EET SAV
	Instrument ID: CICP									
Total Recoverable	Prep	3005A			25 mL	125 mL	874805	02/07/25 05:43	RR	EET SAV
Total Recoverable	Analysis	6020B		1			874968	02/07/25 15:34	BWR	EET SAV
	Instrument ID: ICPMSG									
Total/NA	Analysis	2540C-2011		1	200 mL	200 mL	875415	02/12/25 08:14	PG	EET SAV
	Instrument ID: NOEQUIP									

Client Sample ID: MCI-LF4-EB-07

Lab Sample ID: 680-261611-2

Date Collected: 02/05/25 09:00
Matrix: Water
Date Received: 02/06/25 09:40

Prep Type	Batch Type	Batch Method	Run	Dil Factor	Initial Amount	Final Amount	Batch Number	Prepared or Analyzed	Analyst	Lab
Total/NA	Analysis	300.0-1993 R2.1		1	5 mL	5 mL	875260	02/11/25 16:31	AF	EET SAV
	Instrument ID: CICP									
Total Recoverable	Prep	3005A			25 mL	125 mL	874804	02/07/25 05:43	RR	EET SAV
Total Recoverable	Analysis	6020B		1			874968	02/07/25 16:34	BWR	EET SAV
	Instrument ID: ICPMSG									
Total/NA	Analysis	2540C-2011		1	200 mL	200 mL	875415	02/12/25 08:14	PG	EET SAV
	Instrument ID: NOEQUIP									

Client Sample ID: MCI-GWC-23

Lab Sample ID: 680-261611-3

Date Collected: 02/05/25 10:25
Matrix: Water
Date Received: 02/06/25 09:40

Prep Type	Batch Type	Batch Method	Run	Dil Factor	Initial Amount	Final Amount	Batch Number	Prepared or Analyzed	Analyst	Lab
Total/NA	Analysis	300.0-1993 R2.1		1	5 mL	5 mL	875260	02/11/25 16:41	AF	EET SAV
	Instrument ID: CICP									
Total Recoverable	Prep	3005A			25 mL	125 mL	874805	02/07/25 05:43	RR	EET SAV
Total Recoverable	Analysis	6020B		1			874968	02/07/25 15:36	BWR	EET SAV
	Instrument ID: ICPMSG									
Total/NA	Analysis	2540C-2011		1	200 mL	200 mL	875415	02/12/25 08:14	PG	EET SAV
	Instrument ID: NOEQUIP									

Client Sample ID: MCI-GWC-18

Lab Sample ID: 680-261611-4

Date Collected: 02/05/25 11:05
Matrix: Water
Date Received: 02/06/25 09:40

Prep Type	Batch Type	Batch Method	Run	Dil Factor	Initial Amount	Final Amount	Batch Number	Prepared or Analyzed	Analyst	Lab
Total/NA	Analysis	300.0-1993 R2.1		1	5 mL	5 mL	875260	02/11/25 16:51	AF	EET SAV
	Instrument ID: CICP									
Total Recoverable	Prep	3005A			25 mL	125 mL	874805	02/07/25 05:43	RR	EET SAV
Total Recoverable	Analysis	6020B		1			874968	02/07/25 15:38	BWR	EET SAV
	Instrument ID: ICPMSG									
Total/NA	Analysis	2540C-2011		1	200 mL	200 mL	875415	02/12/25 08:14	PG	EET SAV
	Instrument ID: NOEQUIP									

Lab Chronicle

Client: Southern Company
Project/Site: Plant McIntosh Landfill 4

Job ID: 680-261611-1

Client Sample ID: MCI-GWC-9

Lab Sample ID: 680-261611-5

Date Collected: 02/05/25 11:49
Matrix: Water
Date Received: 02/06/25 09:40

Prep Type	Batch Type	Batch Method	Run	Dil Factor	Initial Amount	Final Amount	Batch Number	Prepared or Analyzed	Analyst	Lab
Total/NA	Analysis	300.0-1993 R2.1		1	5 mL	5 mL	875260	02/11/25 17:01	AF	EET SAV
	Instrument ID: CICP									
Total Recoverable	Prep	3005A			25 mL	125 mL	874805	02/07/25 05:43	RR	EET SAV
Total Recoverable	Analysis	6020B		1			874968	02/07/25 15:26	BWR	EET SAV
	Instrument ID: ICPMSG									
Total/NA	Analysis	2540C-2011		1	200 mL	200 mL	875415	02/12/25 08:14	PG	EET SAV
	Instrument ID: NOEQUIP									

Client Sample ID: MCI-GWC-20

Lab Sample ID: 680-261611-6

Date Collected: 02/05/25 13:40
Matrix: Water
Date Received: 02/06/25 09:40

Prep Type	Batch Type	Batch Method	Run	Dil Factor	Initial Amount	Final Amount	Batch Number	Prepared or Analyzed	Analyst	Lab
Total/NA	Analysis	300.0-1993 R2.1		1	5 mL	5 mL	875260	02/11/25 17:10	AF	EET SAV
	Instrument ID: CICP									
Total Recoverable	Prep	3005A			25 mL	125 mL	874805	02/07/25 05:43	RR	EET SAV
Total Recoverable	Analysis	6020B		1			874968	02/07/25 15:28	BWR	EET SAV
	Instrument ID: ICPMSG									
Total/NA	Analysis	2540C-2011		1	200 mL	200 mL	875423	02/12/25 08:55	PG	EET SAV
	Instrument ID: NOEQUIP									

Client Sample ID: MCI-GWC-11

Lab Sample ID: 680-261611-7

Date Collected: 02/05/25 13:40
Matrix: Water
Date Received: 02/06/25 09:40

Prep Type	Batch Type	Batch Method	Run	Dil Factor	Initial Amount	Final Amount	Batch Number	Prepared or Analyzed	Analyst	Lab
Total/NA	Analysis	300.0-1993 R2.1		1	5 mL	5 mL	875260	02/11/25 17:20	AF	EET SAV
	Instrument ID: CICP									
Total Recoverable	Prep	3005A			25 mL	125 mL	874805	02/07/25 05:43	RR	EET SAV
Total Recoverable	Analysis	6020B		1			874968	02/07/25 15:19	BWR	EET SAV
	Instrument ID: ICPMSG									
Total/NA	Analysis	2540C-2011		1	200 mL	200 mL	875423	02/12/25 08:55	PG	EET SAV
	Instrument ID: NOEQUIP									

Client Sample ID: MCI-GWC-12

Lab Sample ID: 680-261611-8

Date Collected: 02/05/25 13:45
Matrix: Water
Date Received: 02/06/25 09:40

Prep Type	Batch Type	Batch Method	Run	Dil Factor	Initial Amount	Final Amount	Batch Number	Prepared or Analyzed	Analyst	Lab
Total/NA	Analysis	300.0-1993 R2.1		1	5 mL	5 mL	875260	02/11/25 17:50	AF	EET SAV
	Instrument ID: CICP									
Total Recoverable	Prep	3005A			25 mL	125 mL	874805	02/07/25 05:43	RR	EET SAV
Total Recoverable	Analysis	6020B		1			874968	02/07/25 15:21	BWR	EET SAV
	Instrument ID: ICPMSG									
Total/NA	Analysis	2540C-2011		1	200 mL	200 mL	875423	02/12/25 08:55	PG	EET SAV
	Instrument ID: NOEQUIP									

Lab Chronicle

Client: Southern Company
Project/Site: Plant McIntosh Landfill 4

Job ID: 680-261611-1

Client Sample ID: MCI-LF4-FB-06

Lab Sample ID: 680-261611-9

Date Collected: 02/05/25 14:15

Matrix: Water

Date Received: 02/06/25 09:40

Prep Type	Batch Type	Batch Method	Run	Dil Factor	Initial Amount	Final Amount	Batch Number	Prepared or Analyzed	Analyst	Lab
Total/NA	Analysis	300.0-1993 R2.1		1	5 mL	5 mL	875260	02/11/25 18:20	AF	EET SAV
	Instrument ID: CICP									
Total Recoverable	Prep	3005A			25 mL	125 mL	874804	02/07/25 05:43	RR	EET SAV
Total Recoverable	Analysis	6020B		1			874968	02/07/25 16:36	BWR	EET SAV
	Instrument ID: ICPMSG									
Total/NA	Analysis	2540C-2011		1	200 mL	200 mL	875423	02/12/25 08:55	PG	EET SAV
	Instrument ID: NOEQUIP									

Client Sample ID: MCI-GWC-21

Lab Sample ID: 680-261611-10

Date Collected: 02/05/25 14:50

Matrix: Water

Date Received: 02/06/25 09:40

Prep Type	Batch Type	Batch Method	Run	Dil Factor	Initial Amount	Final Amount	Batch Number	Prepared or Analyzed	Analyst	Lab
Total/NA	Analysis	300.0-1993 R2.1		1	5 mL	5 mL	875383	02/12/25 15:21	AF	EET SAV
	Instrument ID: CICP									
Total Recoverable	Prep	3005A			25 mL	125 mL	876931	02/25/25 11:35	RR	EET SAV
Total Recoverable	Analysis	6020B		1			877192	02/26/25 18:38	BWR	EET SAV
	Instrument ID: ICPMSG									
Total/NA	Analysis	2540C-2011		1	200 mL	200 mL	875423	02/12/25 08:55	PG	EET SAV
	Instrument ID: NOEQUIP									

Client Sample ID: MCI-LF4-EB-08

Lab Sample ID: 680-261611-11

Date Collected: 02/05/25 15:30

Matrix: Water

Date Received: 02/06/25 09:40

Prep Type	Batch Type	Batch Method	Run	Dil Factor	Initial Amount	Final Amount	Batch Number	Prepared or Analyzed	Analyst	Lab
Total/NA	Analysis	300.0-1993 R2.1		1	5 mL	5 mL	875383	02/12/25 15:50	AF	EET SAV
	Instrument ID: CICP									
Total Recoverable	Prep	3005A			25 mL	125 mL	874805	02/07/25 05:43	RR	EET SAV
Total Recoverable	Analysis	6020B		1			874968	02/07/25 15:15	BWR	EET SAV
	Instrument ID: ICPMSG									
Total/NA	Analysis	2540C-2011		1	200 mL	200 mL	875423	02/12/25 08:55	PG	EET SAV
	Instrument ID: NOEQUIP									

Client Sample ID: MCI-LF4-GWC-1

Lab Sample ID: 680-261611-12

Date Collected: 02/05/25 15:10

Matrix: Water

Date Received: 02/06/25 09:40

Prep Type	Batch Type	Batch Method	Run	Dil Factor	Initial Amount	Final Amount	Batch Number	Prepared or Analyzed	Analyst	Lab
Total/NA	Analysis	300.0-1993 R2.1		1	5 mL	5 mL	875383	02/12/25 16:00	AF	EET SAV
	Instrument ID: CICP									
Total Recoverable	Prep	3005A			25 mL	125 mL	874805	02/07/25 05:43	RR	EET SAV
Total Recoverable	Analysis	6020B		1			874968	02/07/25 15:22	BWR	EET SAV
	Instrument ID: ICPMSG									
Total/NA	Analysis	2540C-2011		1	200 mL	200 mL	875423	02/12/25 08:55	PG	EET SAV
	Instrument ID: NOEQUIP									

Eurofins Savannah

Lab Chronicle

Client: Southern Company
Project/Site: Plant McIntosh Landfill 4

Job ID: 680-261611-1

Laboratory References:

EET SAV = Eurofins Savannah, 5102 LaRoche Avenue, Savannah, GA 31404, TEL (912)354-7858

Accreditation/Certification Summary

Client: Southern Company
Job ID: 680-261611-1
Project/Site: Plant McIntosh Landfill 4

Laboratory: Eurofins Savannah

The accreditations/certifications listed below are applicable to this report.

Authority	Program	Identification Number	Expiration Date
Florida	NELAP	E87052	06-30-25
Georgia	State	E87052	06-30-25

Method Summary

Client: Southern Company
Project/Site: Plant McIntosh Landfill 4

Job ID: 680-261611-1

Method	Method Description	Protocol	Laboratory
300.0-1993 R2.1	Anions, Ion Chromatography	MCAWW	EET SAV
6020B	Metals (ICP/MS)	SW846	EET SAV
2540C-2011	Total Dissolved Solids (Dried at 180 °C)	SM	EET SAV
3005A	Preparation, Total Recoverable or Dissolved Metals	SW846	EET SAV

Protocol References:

MCAWW = "Methods For Chemical Analysis Of Water And Wastes", EPA-600/4-79-020, March 1983 And Subsequent Revisions.
SM = "Standard Methods For The Examination Of Water And Wastewater"
SW846 = "Test Methods For Evaluating Solid Waste, Physical/Chemical Methods", Third Edition, November 1986 And Its Updates.

Laboratory References:

EET SAV = Eurofins Savannah, 5102 LaRoche Avenue, Savannah, GA 31404, TEL (912)354-7858

Eurofins TestAmerica, Savannah
5102 LaRoche Avenue
Savannah GA 31404
Phone (912) 354-7858 Fax (912) 352-0165

Chain of Custody Record

eurofins | Environment Testing America

Client Information	Sampler: J. Beaston, H. Hold ACC	Lab PM: Fuller David	Carrier Tracking No(s):	COC No
Client Contact: SCS Contacts	Phone: 770-594-5498	E-Mail: david.fuller@et.eurofinsus.com		Page: 1 of 2
Company: GA Power				Job #:
Address: 241 Ralph McGill Blvd SE	Due Date Requested			
City: Atlanta	TAT Requested (days):			
State Zip: GA, 30308				
Phone: 404-506-7116(Tel)	Lab Project #: 68027746			
Email: SCS Contacts / ACC Contacts	PO #: GPC82130-0002			
Project Name: Plant McIntosh Landfill 4	Project #:			
Site: Georgia	SSOW#:			

Analysis Requested

680-261611 Chain of Custody

Preservation Codes

A - HCL
B - NaOH
C - Zn Acetate
D - Nitric Acid
E - NaHSO4
M - Hexane
N - None
O - AsNaO2
P - Na2O4S
Q - Na2SO3
R - Na2S2O3
S - H2SO4
T - TSP Dodecahydrate
U - Acetone
V - MCAA
W - pH 4-5
Z - other (specify)

Sample Identification	Sample Date (mm/dd/yy)	Sample Time (hhmm)	Sample Type (C=comp, G=grab)	Matrix (WG=ground water WS=surface water WQ=quality control)	Field Filtered Sample (Yes or No)	Perform MS/MSD (Yes or No)	APP III Metals B, Ca	Cl, F SO4 & TDS (EPA 300.0 & SM 2540C)	Custom State 15 Permit Metals (EPA 6020) Sb,As,Ba Be,Cd Cr Co,Cu Pb Ni Se,Ag Ti V,Zn	Total Number	Task_Code. MCI-CCR-ASSMT-2025S1 Special Instructions/Note Full APP III + 15 State Metals
			Preservation Code:				D	I	D		
MCI- LF4-FD-04	02/05/25		G	WG	N	N	✓	✓	✓	3	
MCI- LF4-EB-07	02/05/25	0900	G	WQ	N	N	✓	✓	✓	3	
MCI- GWC-23	02/05/25	1025	G	WG	N	N	✓	✓	✓	3	
MCI- GWC-18	02/05/25	1105	G	WG	N	N	✓	✓	✓	3	
MCI- GWC-9	02/05/25	1149	G	WG	N	N	✓	✓	✓	3	
MCI- GWC-20	02/05/25	1340	G	WG	N	N	✓	✓	✓	3	
MCI- GWC-11	02/05/25	1340	G	WG	N	N	✓	✓	✓	3	
MCI- GWC-12	02/05/25	1345	G	WG	N	N	✓	✓	✓	3	
MCI- LF4-FB-06	02/05/25	1415	G	WQ	N	N	✓	✓	✓	3	
MCI- GWC-21	02/05/25	1450	G	WG	N	N	✓	✓	✓	3	
MCI- LF4-EB-08	02/05/25	1530	G	WQ	N	N	✓	✓	✓	3	

Possible Hazard Identification
☐ Non-Hazard ☐ Flammable ☐ Skin Irritant ☐ Poison B ☒ Unknown ☐ Radiological

Sample Disposal (A fee may be assessed if samples are retained longer than 1 month)
☐ Return To Client ☒ Disposal By Lab ☐ Archive For _____ Months

Deliverable Requested I II III IV, Other (specify)

Special Instructions/QC Requirements: State Permit Metals. antimony arsenic, barium beryllium, cadmium, chromium, cobalt, copper, lead, nickel, selenium, silver, thallium, vanadium, zinc

Empty Kit Relinquished by:	Date:	Time.	Method of Shipment:

Relinquished by:	Date/Time:	Company	Received by:	Date/Time:	Company
[signature]	2-6-25/0940	ACC	[signature]	2/6/25 940	

Custody Seals Intact: Δ Yes Δ No | Custody Seal No | Cooler Temperature(s) °C and Other Remarks: 3.4/3.4 25/25

Ver: 8/8/2019

Eurofins TestAmerica, Savannah
5102 LaRoche Avenue
Savannah GA 31404
Phone (912) 354-7858 Fax (912) 352-0165

Chain of Custody Record

eurofins | Environment Testing America

Client Information	Sampler: J. Beristad, A. Avill ACC	Lab PM: Fuller, David	Carrier Tracking No(s)	COC No
Client Contact: SCS Contacts	Phone: 770-594-5948	E-Mail: david.fuller@et.eurofinsus.com		Page: 2 of 2
Company: GA Power				Job #:
Address: 241 Ralph McGill Blvd SE	Due Date Requested.			
City: Atlanta	TAT Requested (days):			
State, Zip: GA, 30308				
Phone: 404-506-7116(Tel)	Lab Project #: 68027746			
Email: SCS Contacts / ACC Contacts	PO #: GPC82130-0002			
Project Name: Plant McIntosh Landfill 4	Project #:			
Site: Georgia	SSOW#:			

Analysis Requested

Preservation Codes.

A - HCL	M - Hexane
B - NaOH	N - None
C - Zn Acetate	O - AsNaO2
D - Nitric Acid	P - Na2O4S
E - NaHSO4	Q - Na2SO3
F - MeOH	R - Na2S2O3
G - Amchlor	S - H2SO4
H - Ascorbic Acid	T - TSP Dodecahydrate
I - Ice	U - Acetone
J - DI Water	V - MCAA
K - EDTA	W - pH 4-5
L - EDA	Z - other (specify)

Other:

Task_Code: MCI-CCR-ASSMT-2025S1

Special Instructions/Note: Full APP III + 15 State Metals

Sample Identification	Sample Date (mm/dd/yy)	Sample Time (hhmm)	Sample Type (C=comp, G=grab)	Matrix (WG=ground water WS=surface water WQ=quality control)	Field Filtered Sample (Yes or No)	Perform MS/MSD (Yes or No)	APP III Metals. B Ca	Cl F SO4 & TDS (EPA 300.0 & SM 2540C)	Custom State 15 Permit Metals (EPA 6020) Sb,As,Ba Be Cd Cr Co Cu Pb,Ni,Se,Ag Tl V Zn	Total Number of containers	Special Instructions/Note
			Preservation Code:				D	I	D		
MCI- LF4-GWC-1	02/05/25	1510	G	WG	N	N	✓	✓	✓	3	
MCI-			G			N					
MCI-			G			N					
MCI-			G			N					
MCI-			G			N					
MCI-			G			N					
MCI-			G			N					
MCI-			G			N					
MCI-			G			N					
MCI-			G			N					
MCI-			G			N					

Possible Hazard Identification
☐ Non-Hazard ☐ Flammable ☐ Skin Irritant ☐ Poison B ☒ Unknown ☐ Radiological

Sample Disposal (A fee may be assessed if samples are retained longer than 1 month)
☐ Return To Client ☒ Disposal By Lab ☐ Archive For _____ Months

Deliverable Requested I II III, IV, Other (specify)

Special Instructions/QC Requirements. State Permit Metals antimony arsenic, barium, beryllium, cadmium, chromium, cobalt, copper, lead, nickel, selenium, silver, thallium, vanadium, zinc

Empty Kit Relinquished by:	Date.	Time.	Method of Shipment:

Relinquished by:	Date/Time:	Company	Received by:	Date/Time:	Company
[signature]	2-6-25/0940	ACC	[signature]	2/6/25 940	

Custody Seals Intact: Δ Yes Δ No	Custody Seal No	Cooler Temperature(s) °C and Other Remarks: 3.4/3.4 25/2.5

Ver: 8/8/2019

Login Sample Receipt Checklist

Client: Southern Company

Job Number: 680-261611-1

Login Number: 261611
List Number: 1
Creator: Munro, Caroline

List Source: Eurofins Savannah

Question	Answer	Comment
Radioactivity wasn't checked or is </= background as measured by a survey meter.	N/A	
The cooler's custody seal, if present, is intact.	True	
Sample custody seals, if present, are intact.	True	
The cooler or samples do not appear to have been compromised or tampered with.	True	
Samples were received on ice.	True	
Cooler Temperature is acceptable.	True	
Cooler Temperature is recorded.	True	
COC is present.	True	
COC is filled out in ink and legible.	True	
COC is filled out with all pertinent information.	True	
Is the Field Sampler's name present on COC?	True	
There are no discrepancies between the containers received and the COC.	True	
Samples are received within Holding Time (excluding tests with immediate HTs)	True	
Sample containers have legible labels.	True	
Containers are not broken or leaking.	True	
Sample collection date/times are provided.	True	
Appropriate sample containers are used.	True	
Sample bottles are completely filled.	True	
Sample Preservation Verified.	N/A	
There is sufficient vol. for all requested analyses, incl. any requested MS/MSDs	True	
Containers requiring zero headspace have no headspace or bubble is <6mm (1/4").	N/A	
Multiphasic samples are not present.	True	
Samples do not require splitting or compositing.	True	
Residual Chlorine Checked.	N/A	

This receipt checklist is generated for all samples received in this Login. It may not be applicable to all Jobs associated with this Login.

eurofins | Environment Testing

ANALYTICAL REPORT

PREPARED FOR

Attn: Kevin Stephenson
Southern Company
241 Ralph McGill Blvd SE
B10185
Atlanta, Georgia 30308

Generated 2/14/2025 6:02:24 PM

JOB DESCRIPTION

Plant McIntosh Landfill 4

JOB NUMBER

680-261575-2

Eurofins Savannah
5102 LaRoche Avenue
Savannah GA 31404

See page two for job notes and contact information.

my EOL

Job Notes

This report may not be reproduced except in full, and with written approval from the laboratory. The results relate only to the samples tested. For questions please contact the Project Manager at the e-mail address or telephone number listed on this page.

The test results in this report relate only to the samples as received by the laboratory and will meet all requirements of the methodology, with any exceptions noted. This report shall not be reproduced except in full, without the express written approval of the laboratory. All questions should be directed to the Eurofins Environment Testing Southeast, LLC Project Manager.

Authorization



Generated
2/14/2025 6:02:24 PM

Authorized for release by
David Fuller, Project Manager
David.Fuller@et.eurofinsus.com
(770)344-8986

Definitions/Glossary

Client: Southern Company
Job ID: 680-261575-2
Project/Site: Plant McIntosh Landfill 4

Qualifiers

Metals

Qualifier	Qualifier Description
J	Result is less than the RL but greater than or equal to the MDL and the concentration is an approximate value.

General Chemistry

Qualifier	Qualifier Description
F3	Duplicate RPD exceeds the control limit

Glossary

Abbreviation	These commonly used abbreviations may or may not be present in this report.
☼	Listed under the "D" column to designate that the result is reported on a dry weight basis
%R	Percent Recovery
CFL	Contains Free Liquid
CFU	Colony Forming Unit
CNF	Contains No Free Liquid
DER	Duplicate Error Ratio (normalized absolute difference)
Dil Fac	Dilution Factor
DL	Detection Limit (DoD/DOE)
DL, RA, RE, IN	Indicates a Dilution, Re-analysis, Re-extraction, or additional Initial metals/anion analysis of the sample
DLC	Decision Level Concentration (Radiochemistry)
EDL	Estimated Detection Limit (Dioxin)
LOD	Limit of Detection (DoD/DOE)
LOQ	Limit of Quantitation (DoD/DOE)
MCL	EPA recommended "Maximum Contaminant Level"
MDA	Minimum Detectable Activity (Radiochemistry)
MDC	Minimum Detectable Concentration (Radiochemistry)
MDL	Method Detection Limit
ML	Minimum Level (Dioxin)
MPN	Most Probable Number
MQL	Method Quantitation Limit
NC	Not Calculated
ND	Not Detected at the reporting limit (or MDL or EDL if shown)
NEG	Negative / Absent
POS	Positive / Present
PQL	Practical Quantitation Limit
PRES	Presumptive
QC	Quality Control
RER	Relative Error Ratio (Radiochemistry)
RL	Reporting Limit or Requested Limit (Radiochemistry)
RPD	Relative Percent Difference, a measure of the relative difference between two points
TEF	Toxicity Equivalent Factor (Dioxin)
TEQ	Toxicity Equivalent Quotient (Dioxin)
TNTC	Too Numerous To Count

Sample Summary

Client: Southern Company
Project/Site: Plant McIntosh Landfill 4

Job ID: 680-261575-2

Lab Sample ID	Client Sample ID	Matrix	Collected	Received
680-261575-2	MCI-GWA-4A	Water	02/03/25 16:20	02/05/25 09:41
680-261575-3	MCI-LF4-GWA-2	Water	02/04/25 12:23	02/05/25 09:41
680-261575-4	MCI-GWA-3	Water	02/04/25 11:06	02/05/25 09:41
680-261575-5	MCI-LF4-GWA-5	Water	02/04/25 09:46	02/05/25 09:41
680-261575-6	MCI-GWC-10	Water	02/04/25 15:58	02/05/25 09:41
680-261575-7	MCI-GWA-13	Water	02/04/25 10:55	02/05/25 09:41
680-261575-8	MCI-GWA-14	Water	02/04/25 09:55	02/05/25 09:41
680-261575-9	MCI-GWA-15	Water	02/04/25 14:22	02/05/25 09:41
680-261575-10	MCI-GWA-16	Water	02/04/25 12:50	02/05/25 09:41
680-261575-12	MCI-GWC-17	Water	02/04/25 15:40	02/05/25 09:41
680-261575-13	MCI-GWC-19	Water	02/04/25 14:25	02/05/25 09:41

Job ID: 680-261575-2 — Eurofins Savannah

Job Narrative
680-261575-2

Analytical test results meet all requirements of the associated regulatory program listed on the Accreditation/Certification Summary Page unless otherwise noted under the individual analysis. Data qualifiers and/or narrative comments are included to explain any exceptions, if applicable.

- Matrix QC may not be reported if insufficient sample is provided or site-specific QC samples were not submitted. In these situations, to demonstrate precision and accuracy at a batch level, a LCS/LCSD may be performed, unless otherwise specified in the method.
- Surrogate and/or isotope dilution analyte recoveries (if applicable) which are outside of the QC window are confirmed unless attributed to a dilution or otherwise noted in the narrative.

Receipt
The samples were received on 2/5/2025 9:41 AM. Unless otherwise noted below, the samples arrived in good condition, and, where required, properly preserved and on ice. The temperatures of the 2 coolers at receipt time were 2.3°C and 3.9°C.

Metals
No additional analytical or quality issues were noted, other than those described above or in the Definitions/ Glossary page.

General Chemistry
Method 2320B: The sample duplicate precision for the following sample associated with analytical batch 680-875028 was outside control limits: (680-261575-C-5 DU). The associated Laboratory Control Sample / Laboratory Control Sample Duplicate (LCS/LCSD) precision met acceptance criteria.

No additional analytical or quality issues were noted, other than those described above or in the Definitions/ Glossary page.

Client: Southern Company
Project/Site: Plant McIntosh Landfill 4

Job ID: 680-261575-2

Client Sample ID: MCI-GWA-4A

Lab Sample ID: 680-261575-2

Date Collected: 02/03/25 16:20

Matrix: Water

Date Received: 02/05/25 09:41

Method: SW846 6020B - Metals (ICP/MS) - Total Recoverable

Analyte	Result	Qualifier	RL	MDL	Unit	D	Prepared	Analyzed	Dil Fac
Potassium	**0.60**		0.50	0.044	mg/L		02/06/25 06:25	02/06/25 16:43	1
Magnesium	**0.47**	**J**	0.50	0.023	mg/L		02/06/25 06:25	02/06/25 16:43	1
Sodium	**3.3**		0.50	0.20	mg/L		02/06/25 06:25	02/06/25 16:43	1

General Chemistry

Analyte	Result	Qualifier	RL	MDL	Unit	D	Prepared	Analyzed	Dil Fac
Total Alkalinity as CaCO3 (SM 2320B-2011)	<5.0		5.0	5.0	mg/L			02/06/25 19:54	1
Bicarbonate Alkalinity as CaCO3 (SM 2320B-2011)	<5.0		5.0	5.0	mg/L			02/06/25 19:54	1
Carbonate Alkalinity as CaCO3 (SM 2320B-2011)	<5.0		5.0	5.0	mg/L			02/06/25 19:54	1

Client Sample ID: MCI-LF4-GWA-2

Lab Sample ID: 680-261575-3

Date Collected: 02/04/25 12:23

Matrix: Water

Date Received: 02/05/25 09:41

Method: SW846 6020B - Metals (ICP/MS) - Total Recoverable

Analyte	Result	Qualifier	RL	MDL	Unit	D	Prepared	Analyzed	Dil Fac
Potassium	**1.1**		0.50	0.044	mg/L		02/06/25 06:25	02/06/25 17:06	1
Magnesium	**0.78**		0.50	0.023	mg/L		02/06/25 06:25	02/06/25 17:06	1
Sodium	**3.2**		0.50	0.20	mg/L		02/06/25 06:25	02/06/25 17:06	1

General Chemistry

Analyte	Result	Qualifier	RL	MDL	Unit	D	Prepared	Analyzed	Dil Fac
Total Alkalinity as CaCO3 (SM 2320B-2011)	**12**		5.0	5.0	mg/L			02/06/25 19:48	1
Bicarbonate Alkalinity as CaCO3 (SM 2320B-2011)	**12**		5.0	5.0	mg/L			02/06/25 19:48	1
Carbonate Alkalinity as CaCO3 (SM 2320B-2011)	<5.0		5.0	5.0	mg/L			02/06/25 19:48	1

Client Sample ID: MCI-GWA-3

Lab Sample ID: 680-261575-4

Date Collected: 02/04/25 11:06

Matrix: Water

Date Received: 02/05/25 09:41

Method: SW846 6020B - Metals (ICP/MS) - Total Recoverable

Analyte	Result	Qualifier	RL	MDL	Unit	D	Prepared	Analyzed	Dil Fac
Potassium	**0.73**		0.50	0.044	mg/L		02/06/25 06:25	02/06/25 16:41	1
Magnesium	**0.33**	**J**	0.50	0.023	mg/L		02/06/25 06:25	02/06/25 16:41	1
Sodium	**2.2**		0.50	0.20	mg/L		02/06/25 06:25	02/06/25 16:41	1

General Chemistry

Analyte	Result	Qualifier	RL	MDL	Unit	D	Prepared	Analyzed	Dil Fac
Total Alkalinity as CaCO3 (SM 2320B-2011)	<5.0		5.0	5.0	mg/L			02/06/25 18:47	1
Bicarbonate Alkalinity as CaCO3 (SM 2320B-2011)	<5.0		5.0	5.0	mg/L			02/06/25 18:47	1
Carbonate Alkalinity as CaCO3 (SM 2320B-2011)	<5.0		5.0	5.0	mg/L			02/06/25 18:47	1

Client: Southern Company
Project/Site: Plant McIntosh Landfill 4

Job ID: 680-261575-2

Client Sample ID: MCI-LF4-GWA-5

Lab Sample ID: 680-261575-5

Date Collected: 02/04/25 09:46

Matrix: Water

Date Received: 02/05/25 09:41

Method: SW846 6020B - Metals (ICP/MS) - Total Recoverable

Analyte	Result	Qualifier	RL	MDL	Unit	D	Prepared	Analyzed	Dil Fac
Potassium	0.78		0.50	0.044	mg/L		02/06/25 06:25	02/06/25 16:56	1
Magnesium	0.53		0.50	0.023	mg/L		02/06/25 06:25	02/06/25 16:56	1
Sodium	2.4		0.50	0.20	mg/L		02/06/25 06:25	02/06/25 16:56	1

General Chemistry

Analyte	Result	Qualifier	RL	MDL	Unit	D	Prepared	Analyzed	Dil Fac
Total Alkalinity as CaCO3 (SM 2320B-2011)	23		5.0	5.0	mg/L			02/06/25 19:17	1
Bicarbonate Alkalinity as CaCO3 (SM 2320B-2011)	23		5.0	5.0	mg/L			02/06/25 19:17	1
Carbonate Alkalinity as CaCO3 (SM 2320B-2011)	<5.0		5.0	5.0	mg/L			02/06/25 19:17	1

Client Sample ID: MCI-GWC-10

Lab Sample ID: 680-261575-6

Date Collected: 02/04/25 15:58

Matrix: Water

Date Received: 02/05/25 09:41

Method: SW846 6020B - Metals (ICP/MS) - Total Recoverable

Analyte	Result	Qualifier	RL	MDL	Unit	D	Prepared	Analyzed	Dil Fac
Potassium	1.3		0.50	0.044	mg/L		02/06/25 06:25	02/06/25 16:53	1
Magnesium	9.7		0.50	0.023	mg/L		02/06/25 06:25	02/06/25 16:53	1
Sodium	5.5		0.50	0.20	mg/L		02/06/25 06:25	02/06/25 16:53	1

General Chemistry

Analyte	Result	Qualifier	RL	MDL	Unit	D	Prepared	Analyzed	Dil Fac
Total Alkalinity as CaCO3 (SM 2320B-2011)	98		5.0	5.0	mg/L			02/12/25 15:07	1
Bicarbonate Alkalinity as CaCO3 (SM 2320B-2011)	98		5.0	5.0	mg/L			02/12/25 15:07	1
Carbonate Alkalinity as CaCO3 (SM 2320B-2011)	<5.0		5.0	5.0	mg/L			02/12/25 15:07	1

Client Sample ID: MCI-GWA-13

Lab Sample ID: 680-261575-7

Date Collected: 02/04/25 10:55

Matrix: Water

Date Received: 02/05/25 09:41

Method: SW846 6020B - Metals (ICP/MS) - Total Recoverable

Analyte	Result	Qualifier	RL	MDL	Unit	D	Prepared	Analyzed	Dil Fac
Potassium	0.78		0.50	0.044	mg/L		02/06/25 06:25	02/06/25 17:09	1
Magnesium	0.43	J	0.50	0.023	mg/L		02/06/25 06:25	02/06/25 17:09	1
Sodium	2.3		0.50	0.20	mg/L		02/06/25 06:25	02/06/25 17:09	1

General Chemistry

Analyte	Result	Qualifier	RL	MDL	Unit	D	Prepared	Analyzed	Dil Fac
Total Alkalinity as CaCO3 (SM 2320B-2011)	<5.0		5.0	5.0	mg/L			02/12/25 15:36	1
Bicarbonate Alkalinity as CaCO3 (SM 2320B-2011)	<5.0		5.0	5.0	mg/L			02/12/25 15:36	1
Carbonate Alkalinity as CaCO3 (SM 2320B-2011)	<5.0		5.0	5.0	mg/L			02/12/25 15:36	1

Client: Southern Company
Project/Site: Plant McIntosh Landfill 4

Job ID: 680-261575-2

Client Sample ID: MCI-GWA-14

Lab Sample ID: 680-261575-8

Date Collected: 02/04/25 09:55

Matrix: Water

Date Received: 02/05/25 09:41

Method: SW846 6020B - Metals (ICP/MS) - Total Recoverable

Analyte	Result	Qualifier	RL	MDL	Unit	D	Prepared	Analyzed	Dil Fac
Potassium	**0.65**		0.50	0.044	mg/L		02/06/25 06:25	02/06/25 16:59	1
Magnesium	**0.34**	**J**	0.50	0.023	mg/L		02/06/25 06:25	02/06/25 16:59	1
Sodium	**2.7**		0.50	0.20	mg/L		02/06/25 06:25	02/06/25 16:59	1

General Chemistry

Analyte	Result	Qualifier	RL	MDL	Unit	D	Prepared	Analyzed	Dil Fac
Total Alkalinity as CaCO3 (SM 2320B-2011)	<5.0		5.0	5.0	mg/L			02/12/25 14:36	1
Bicarbonate Alkalinity as CaCO3 (SM 2320B-2011)	<5.0		5.0	5.0	mg/L			02/12/25 14:36	1
Carbonate Alkalinity as CaCO3 (SM 2320B-2011)	<5.0		5.0	5.0	mg/L			02/12/25 14:36	1

Client Sample ID: MCI-GWA-15

Lab Sample ID: 680-261575-9

Date Collected: 02/04/25 14:22

Matrix: Water

Date Received: 02/05/25 09:41

Method: SW846 6020B - Metals (ICP/MS) - Total Recoverable

Analyte	Result	Qualifier	RL	MDL	Unit	D	Prepared	Analyzed	Dil Fac
Potassium	**0.65**		0.50	0.044	mg/L		02/06/25 06:25	02/06/25 16:46	1
Magnesium	**0.47**	**J**	0.50	0.023	mg/L		02/06/25 06:25	02/06/25 16:46	1
Sodium	**2.5**		0.50	0.20	mg/L		02/06/25 06:25	02/06/25 16:46	1

General Chemistry

Analyte	Result	Qualifier	RL	MDL	Unit	D	Prepared	Analyzed	Dil Fac
Total Alkalinity as CaCO3 (SM 2320B-2011)	**9.8**		5.0	5.0	mg/L			02/12/25 15:43	1
Bicarbonate Alkalinity as CaCO3 (SM 2320B-2011)	**9.8**		5.0	5.0	mg/L			02/12/25 15:43	1
Carbonate Alkalinity as CaCO3 (SM 2320B-2011)	<5.0		5.0	5.0	mg/L			02/12/25 15:43	1

Client Sample ID: MCI-GWA-16

Lab Sample ID: 680-261575-10

Date Collected: 02/04/25 12:50

Matrix: Water

Date Received: 02/05/25 09:41

Method: SW846 6020B - Metals (ICP/MS) - Total Recoverable

Analyte	Result	Qualifier	RL	MDL	Unit	D	Prepared	Analyzed	Dil Fac
Potassium	**0.78**		0.50	0.044	mg/L		02/06/25 06:25	02/06/25 17:01	1
Magnesium	**0.45**	**J**	0.50	0.023	mg/L		02/06/25 06:25	02/06/25 17:01	1
Sodium	**2.2**		0.50	0.20	mg/L		02/06/25 06:25	02/06/25 17:01	1

General Chemistry

Analyte	Result	Qualifier	RL	MDL	Unit	D	Prepared	Analyzed	Dil Fac
Total Alkalinity as CaCO3 (SM 2320B-2011)	<5.0		5.0	5.0	mg/L			02/12/25 15:23	1
Bicarbonate Alkalinity as CaCO3 (SM 2320B-2011)	<5.0		5.0	5.0	mg/L			02/12/25 15:23	1
Carbonate Alkalinity as CaCO3 (SM 2320B-2011)	<5.0		5.0	5.0	mg/L			02/12/25 15:23	1

Client: Southern Company
Job ID: 680-261575-2
Project/Site: Plant McIntosh Landfill 4

Client Sample ID: MCI-GWC-17
Lab Sample ID: 680-261575-12
Date Collected: 02/04/25 15:40
Matrix: Water
Date Received: 02/05/25 09:41

Method: SW846 6020B - Metals (ICP/MS) - Total Recoverable

Analyte	Result	Qualifier	RL	MDL	Unit	D	Prepared	Analyzed	Dil Fac
Potassium	1.1		0.50	0.044	mg/L		02/06/25 06:25	02/06/25 17:04	1
Magnesium	0.64		0.50	0.023	mg/L		02/06/25 06:25	02/06/25 17:04	1
Sodium	2.1		0.50	0.20	mg/L		02/06/25 06:25	02/06/25 17:04	1

General Chemistry

Analyte	Result	Qualifier	RL	MDL	Unit	D	Prepared	Analyzed	Dil Fac
Total Alkalinity as CaCO3 (SM 2320B-2011)	5.8		5.0	5.0	mg/L			02/12/25 15:30	1
Bicarbonate Alkalinity as CaCO3 (SM 2320B-2011)	5.8		5.0	5.0	mg/L			02/12/25 15:30	1
Carbonate Alkalinity as CaCO3 (SM 2320B-2011)	<5.0		5.0	5.0	mg/L			02/12/25 15:30	1

Client Sample ID: MCI-GWC-19
Lab Sample ID: 680-261575-13
Date Collected: 02/04/25 14:25
Matrix: Water
Date Received: 02/05/25 09:41

Method: SW846 6020B - Metals (ICP/MS) - Total Recoverable

Analyte	Result	Qualifier	RL	MDL	Unit	D	Prepared	Analyzed	Dil Fac
Potassium	0.97		0.50	0.044	mg/L		02/06/25 06:25	02/06/25 17:12	1
Magnesium	1.3		0.50	0.023	mg/L		02/06/25 06:25	02/06/25 17:12	1
Sodium	3.6		0.50	0.20	mg/L		02/06/25 06:25	02/06/25 17:12	1

General Chemistry

Analyte	Result	Qualifier	RL	MDL	Unit	D	Prepared	Analyzed	Dil Fac
Total Alkalinity as CaCO3 (SM 2320B-2011)	39		5.0	5.0	mg/L			02/12/25 15:51	1
Bicarbonate Alkalinity as CaCO3 (SM 2320B-2011)	39		5.0	5.0	mg/L			02/12/25 15:51	1
Carbonate Alkalinity as CaCO3 (SM 2320B-2011)	<5.0		5.0	5.0	mg/L			02/12/25 15:51	1

Method: 6020B - Metals (ICP/MS)

Lab Sample ID: MB 680-874639/1-A
Matrix: Water
Analysis Batch: 874819

Client Sample ID: Method Blank
Prep Type: Total Recoverable
Prep Batch: 874639

Analyte	MB Result	MB Qualifier	RL	MDL	Unit	D	Prepared	Analyzed	Dil Fac
Potassium	<0.044		0.50	0.044	mg/L		02/06/25 06:25	02/06/25 16:22	1
Magnesium	<0.023		0.50	0.023	mg/L		02/06/25 06:25	02/06/25 16:22	1
Sodium	<0.20		0.50	0.20	mg/L		02/06/25 06:25	02/06/25 16:22	1

Lab Sample ID: LCS 680-874639/2-A
Matrix: Water
Analysis Batch: 874819

Client Sample ID: Lab Control Sample
Prep Type: Total Recoverable
Prep Batch: 874639

Analyte	Spike Added	LCS Result	LCS Qualifier	Unit	D	%Rec	%Rec Limits
Potassium	7.00	7.64		mg/L		109	80 - 120
Magnesium	5.00	4.74		mg/L		95	80 - 120
Sodium	5.00	4.98		mg/L		100	80 - 120

Lab Sample ID: 680-261528-E-3-B MS
Matrix: Water
Analysis Batch: 874819

Client Sample ID: Matrix Spike
Prep Type: Total Recoverable
Prep Batch: 874639

Analyte	Sample Result	Sample Qualifier	Spike Added	MS Result	MS Qualifier	Unit	D	%Rec	%Rec Limits
Potassium	0.22	J	7.00	7.73		mg/L		107	75 - 125
Magnesium	0.89		5.00	5.68		mg/L		96	75 - 125
Sodium	0.70		5.00	5.48		mg/L		96	75 - 125

Lab Sample ID: 680-261528-E-3-C MSD
Matrix: Water
Analysis Batch: 874819

Client Sample ID: Matrix Spike Duplicate
Prep Type: Total Recoverable
Prep Batch: 874639

Analyte	Sample Result	Sample Qualifier	Spike Added	MSD Result	MSD Qualifier	Unit	D	%Rec	%Rec Limits	RPD	RPD Limit
Potassium	0.22	J	7.00	7.56		mg/L		105	75 - 125	2	20
Magnesium	0.89		5.00	5.72		mg/L		97	75 - 125	1	20
Sodium	0.70		5.00	5.55		mg/L		97	75 - 125	1	20

Method: 2320B-2011 - Alkalinity, Total

Lab Sample ID: MB 680-875028/4
Matrix: Water
Analysis Batch: 875028

Client Sample ID: Method Blank
Prep Type: Total/NA

Analyte	MB Result	MB Qualifier	RL	MDL	Unit	D	Prepared	Analyzed	Dil Fac
Total Alkalinity as CaCO3	<5.0		5.0	5.0	mg/L			02/06/25 16:48	1
Bicarbonate Alkalinity as CaCO3	<5.0		5.0	5.0	mg/L			02/06/25 16:48	1
Carbonate Alkalinity as CaCO3	<5.0		5.0	5.0	mg/L			02/06/25 16:48	1

Lab Sample ID: LCS 680-875028/6
Matrix: Water
Analysis Batch: 875028

Client Sample ID: Lab Control Sample
Prep Type: Total/NA

Analyte	Spike Added	LCS Result	LCS Qualifier	Unit	D	%Rec	%Rec Limits
Total Alkalinity as CaCO3	250	243		mg/L		97	90 - 112

Method: 2320B-2011 - Alkalinity, Total (Continued)

Lab Sample ID: LCSD 680-875028/31
Matrix: Water
Analysis Batch: 875028

Client Sample ID: Lab Control Sample Dup
Prep Type: Total/NA

Analyte			Spike Added	LCSD Result	LCSD Qualifier	Unit	D	%Rec	%Rec Limits	RPD	RPD Limit
Total Alkalinity as CaCO3			250	261		mg/L		104	90 - 112	7	30

Lab Sample ID: 680-261575-5 DU
Matrix: Water
Analysis Batch: 875028

Client Sample ID: MCI-LF4-GWA-5
Prep Type: Total/NA

Analyte	Sample Result	Sample Qualifier		DU Result	DU Qualifier	Unit	D			RPD	RPD Limit
Total Alkalinity as CaCO3	23			5.88	F3	mg/L				118	30
Bicarbonate Alkalinity as CaCO3	23			5.88	F3	mg/L				118	30
Carbonate Alkalinity as CaCO3	<5.0			<5.0		mg/L				NC	30

Lab Sample ID: MB 680-875542/4
Matrix: Water
Analysis Batch: 875542

Client Sample ID: Method Blank
Prep Type: Total/NA

Analyte	MB Result	MB Qualifier	RL	MDL	Unit	D	Prepared	Analyzed	Dil Fac
Total Alkalinity as CaCO3	<5.0		5.0	5.0	mg/L			02/12/25 12:56	1
Bicarbonate Alkalinity as CaCO3	<5.0		5.0	5.0	mg/L			02/12/25 12:56	1
Carbonate Alkalinity as CaCO3	<5.0		5.0	5.0	mg/L			02/12/25 12:56	1

Lab Sample ID: LCS 680-875542/6
Matrix: Water
Analysis Batch: 875542

Client Sample ID: Lab Control Sample
Prep Type: Total/NA

Analyte			Spike Added	LCS Result	LCS Qualifier	Unit	D	%Rec	%Rec Limits		
Total Alkalinity as CaCO3			250	242		mg/L		97	90 - 112		

Lab Sample ID: LCSD 680-875542/31
Matrix: Water
Analysis Batch: 875542

Client Sample ID: Lab Control Sample Dup
Prep Type: Total/NA

Analyte			Spike Added	LCSD Result	LCSD Qualifier	Unit	D	%Rec	%Rec Limits	RPD	RPD Limit
Total Alkalinity as CaCO3			250	245		mg/L		98	90 - 112	1	30

Lab Sample ID: 680-261575-6 DU
Matrix: Water
Analysis Batch: 875542

Client Sample ID: MCI-GWC-10
Prep Type: Total/NA

Analyte	Sample Result	Sample Qualifier		DU Result	DU Qualifier	Unit	D			RPD	RPD Limit
Total Alkalinity as CaCO3	98			94.3		mg/L				4	30
Bicarbonate Alkalinity as CaCO3	98			94.3		mg/L				4	30
Carbonate Alkalinity as CaCO3	<5.0			<5.0		mg/L				NC	30

Metals

Prep Batch: 874639

Lab Sample ID	Client Sample ID	Prep Type	Matrix	Method	Prep Batch
680-261575-2	MCI-GWA-4A	Total Recoverable	Water	3005A	
680-261575-3	MCI-LF4-GWA-2	Total Recoverable	Water	3005A	
680-261575-4	MCI-GWA-3	Total Recoverable	Water	3005A	
680-261575-5	MCI-LF4-GWA-5	Total Recoverable	Water	3005A	
680-261575-6	MCI-GWC-10	Total Recoverable	Water	3005A	
680-261575-7	MCI-GWA-13	Total Recoverable	Water	3005A	
680-261575-8	MCI-GWA-14	Total Recoverable	Water	3005A	
680-261575-9	MCI-GWA-15	Total Recoverable	Water	3005A	
680-261575-10	MCI-GWA-16	Total Recoverable	Water	3005A	
680-261575-12	MCI-GWC-17	Total Recoverable	Water	3005A	
680-261575-13	MCI-GWC-19	Total Recoverable	Water	3005A	
MB 680-874639/1-A	Method Blank	Total Recoverable	Water	3005A	
LCS 680-874639/2-A	Lab Control Sample	Total Recoverable	Water	3005A	
680-261528-E-3-B MS	Matrix Spike	Total Recoverable	Water	3005A	
680-261528-E-3-C MSD	Matrix Spike Duplicate	Total Recoverable	Water	3005A	

Analysis Batch: 874819

Lab Sample ID	Client Sample ID	Prep Type	Matrix	Method	Prep Batch
680-261575-2	MCI-GWA-4A	Total Recoverable	Water	6020B	874639
680-261575-3	MCI-LF4-GWA-2	Total Recoverable	Water	6020B	874639
680-261575-4	MCI-GWA-3	Total Recoverable	Water	6020B	874639
680-261575-5	MCI-LF4-GWA-5	Total Recoverable	Water	6020B	874639
680-261575-6	MCI-GWC-10	Total Recoverable	Water	6020B	874639
680-261575-7	MCI-GWA-13	Total Recoverable	Water	6020B	874639
680-261575-8	MCI-GWA-14	Total Recoverable	Water	6020B	874639
680-261575-9	MCI-GWA-15	Total Recoverable	Water	6020B	874639
680-261575-10	MCI-GWA-16	Total Recoverable	Water	6020B	874639
680-261575-12	MCI-GWC-17	Total Recoverable	Water	6020B	874639
680-261575-13	MCI-GWC-19	Total Recoverable	Water	6020B	874639
MB 680-874639/1-A	Method Blank	Total Recoverable	Water	6020B	874639
LCS 680-874639/2-A	Lab Control Sample	Total Recoverable	Water	6020B	874639
680-261528-E-3-B MS	Matrix Spike	Total Recoverable	Water	6020B	874639
680-261528-E-3-C MSD	Matrix Spike Duplicate	Total Recoverable	Water	6020B	874639

General Chemistry

Analysis Batch: 875028

Lab Sample ID	Client Sample ID	Prep Type	Matrix	Method	Prep Batch
680-261575-2	MCI-GWA-4A	Total/NA	Water	2320B-2011	
680-261575-3	MCI-LF4-GWA-2	Total/NA	Water	2320B-2011	
680-261575-4	MCI-GWA-3	Total/NA	Water	2320B-2011	
680-261575-5	MCI-LF4-GWA-5	Total/NA	Water	2320B-2011	
MB 680-875028/4	Method Blank	Total/NA	Water	2320B-2011	
LCS 680-875028/6	Lab Control Sample	Total/NA	Water	2320B-2011	
LCSD 680-875028/31	Lab Control Sample Dup	Total/NA	Water	2320B-2011	
680-261575-5 DU	MCI-LF4-GWA-5	Total/NA	Water	2320B-2011	

Analysis Batch: 875542

Lab Sample ID	Client Sample ID	Prep Type	Matrix	Method	Prep Batch
680-261575-6	MCI-GWC-10	Total/NA	Water	2320B-2011	
680-261575-7	MCI-GWA-13	Total/NA	Water	2320B-2011	

General Chemistry (Continued)

Analysis Batch: 875542 (Continued)

Lab Sample ID	Client Sample ID	Prep Type	Matrix	Method	Prep Batch
680-261575-8	MCI-GWA-14	Total/NA	Water	2320B-2011	
680-261575-9	MCI-GWA-15	Total/NA	Water	2320B-2011	
680-261575-10	MCI-GWA-16	Total/NA	Water	2320B-2011	
680-261575-12	MCI-GWC-17	Total/NA	Water	2320B-2011	
680-261575-13	MCI-GWC-19	Total/NA	Water	2320B-2011	
MB 680-875542/4	Method Blank	Total/NA	Water	2320B-2011	
LCS 680-875542/6	Lab Control Sample	Total/NA	Water	2320B-2011	
LCSD 680-875542/31	Lab Control Sample Dup	Total/NA	Water	2320B-2011	
680-261575-6 DU	MCI-GWC-10	Total/NA	Water	2320B-2011	

Lab Chronicle

Client: Southern Company
Project/Site: Plant McIntosh Landfill 4

Job ID: 680-261575-2

Client Sample ID: MCI-GWA-4A
Lab Sample ID: 680-261575-2
Date Collected: 02/03/25 16:20
Matrix: Water
Date Received: 02/05/25 09:41

Prep Type	Batch Type	Batch Method	Run	Dil Factor	Initial Amount	Final Amount	Batch Number	Prepared or Analyzed	Analyst	Lab
Total Recoverable	Prep	3005A			25 mL	125 mL	874639	02/06/25 06:25	RR	EET SAV
Total Recoverable	Analysis	6020B		1			874819	02/06/25 16:43	BWR	EET SAV
	Instrument ID: ICPMSD									
Total/NA	Analysis	2320B-2011		1			875028	02/06/25 19:54	PG	EET SAV
	Instrument ID: MANTECH 2									

Client Sample ID: MCI-LF4-GWA-2
Lab Sample ID: 680-261575-3
Date Collected: 02/04/25 12:23
Matrix: Water
Date Received: 02/05/25 09:41

Prep Type	Batch Type	Batch Method	Run	Dil Factor	Initial Amount	Final Amount	Batch Number	Prepared or Analyzed	Analyst	Lab
Total Recoverable	Prep	3005A			25 mL	125 mL	874639	02/06/25 06:25	RR	EET SAV
Total Recoverable	Analysis	6020B		1			874819	02/06/25 17:06	BWR	EET SAV
	Instrument ID: ICPMSD									
Total/NA	Analysis	2320B-2011		1			875028	02/06/25 19:48	PG	EET SAV
	Instrument ID: MANTECH 2									

Client Sample ID: MCI-GWA-3
Lab Sample ID: 680-261575-4
Date Collected: 02/04/25 11:06
Matrix: Water
Date Received: 02/05/25 09:41

Prep Type	Batch Type	Batch Method	Run	Dil Factor	Initial Amount	Final Amount	Batch Number	Prepared or Analyzed	Analyst	Lab
Total Recoverable	Prep	3005A			25 mL	125 mL	874639	02/06/25 06:25	RR	EET SAV
Total Recoverable	Analysis	6020B		1			874819	02/06/25 16:41	BWR	EET SAV
	Instrument ID: ICPMSD									
Total/NA	Analysis	2320B-2011		1			875028	02/06/25 18:47	PG	EET SAV
	Instrument ID: MANTECH 2									

Client Sample ID: MCI-LF4-GWA-5
Lab Sample ID: 680-261575-5
Date Collected: 02/04/25 09:46
Matrix: Water
Date Received: 02/05/25 09:41

Prep Type	Batch Type	Batch Method	Run	Dil Factor	Initial Amount	Final Amount	Batch Number	Prepared or Analyzed	Analyst	Lab
Total Recoverable	Prep	3005A			25 mL	125 mL	874639	02/06/25 06:25	RR	EET SAV
Total Recoverable	Analysis	6020B		1			874819	02/06/25 16:56	BWR	EET SAV
	Instrument ID: ICPMSD									
Total/NA	Analysis	2320B-2011		1			875028	02/06/25 19:17	PG	EET SAV
	Instrument ID: MANTECH 2									

Lab Chronicle

Client: Southern Company
Project/Site: Plant McIntosh Landfill 4

Job ID: 680-261575-2

Client Sample ID: MCI-GWC-10

Lab Sample ID: 680-261575-6

Date Collected: 02/04/25 15:58
Matrix: Water
Date Received: 02/05/25 09:41

Prep Type	Batch Type	Batch Method	Run	Dil Factor	Initial Amount	Final Amount	Batch Number	Prepared or Analyzed	Analyst	Lab
Total Recoverable	Prep	3005A			25 mL	125 mL	874639	02/06/25 06:25	RR	EET SAV
Total Recoverable	Analysis	6020B		1			874819	02/06/25 16:53	BWR	EET SAV
	Instrument ID: ICPMSD									
Total/NA	Analysis	2320B-2011		1			875542	02/12/25 15:07	PG	EET SAV
	Instrument ID: MANTECH 2									

Client Sample ID: MCI-GWA-13

Lab Sample ID: 680-261575-7

Date Collected: 02/04/25 10:55
Matrix: Water
Date Received: 02/05/25 09:41

Prep Type	Batch Type	Batch Method	Run	Dil Factor	Initial Amount	Final Amount	Batch Number	Prepared or Analyzed	Analyst	Lab
Total Recoverable	Prep	3005A			25 mL	125 mL	874639	02/06/25 06:25	RR	EET SAV
Total Recoverable	Analysis	6020B		1			874819	02/06/25 17:09	BWR	EET SAV
	Instrument ID: ICPMSD									
Total/NA	Analysis	2320B-2011		1			875542	02/12/25 15:36	PG	EET SAV
	Instrument ID: MANTECH 2									

Client Sample ID: MCI-GWA-14

Lab Sample ID: 680-261575-8

Date Collected: 02/04/25 09:55
Matrix: Water
Date Received: 02/05/25 09:41

Prep Type	Batch Type	Batch Method	Run	Dil Factor	Initial Amount	Final Amount	Batch Number	Prepared or Analyzed	Analyst	Lab
Total Recoverable	Prep	3005A			25 mL	125 mL	874639	02/06/25 06:25	RR	EET SAV
Total Recoverable	Analysis	6020B		1			874819	02/06/25 16:59	BWR	EET SAV
	Instrument ID: ICPMSD									
Total/NA	Analysis	2320B-2011		1			875542	02/12/25 14:36	PG	EET SAV
	Instrument ID: MANTECH 2									

Client Sample ID: MCI-GWA-15

Lab Sample ID: 680-261575-9

Date Collected: 02/04/25 14:22
Matrix: Water
Date Received: 02/05/25 09:41

Prep Type	Batch Type	Batch Method	Run	Dil Factor	Initial Amount	Final Amount	Batch Number	Prepared or Analyzed	Analyst	Lab
Total Recoverable	Prep	3005A			25 mL	125 mL	874639	02/06/25 06:25	RR	EET SAV
Total Recoverable	Analysis	6020B		1			874819	02/06/25 16:46	BWR	EET SAV
	Instrument ID: ICPMSD									
Total/NA	Analysis	2320B-2011		1			875542	02/12/25 15:43	PG	EET SAV
	Instrument ID: MANTECH 2									

Lab Chronicle

Client: Southern Company
Project/Site: Plant McIntosh Landfill 4

Job ID: 680-261575-2

Client Sample ID: MCI-GWA-16

Lab Sample ID: 680-261575-10

Date Collected: 02/04/25 12:50
Date Received: 02/05/25 09:41

Matrix: Water

Prep Type	Batch Type	Batch Method	Run	Dil Factor	Initial Amount	Final Amount	Batch Number	Prepared or Analyzed	Analyst	Lab
Total Recoverable	Prep	3005A			25 mL	125 mL	874639	02/06/25 06:25	RR	EET SAV
Total Recoverable	Analysis	6020B		1			874819	02/06/25 17:01	BWR	EET SAV
	Instrument ID: ICPMSD									
Total/NA	Analysis	2320B-2011		1			875542	02/12/25 15:23	PG	EET SAV
	Instrument ID: MANTECH 2									

Client Sample ID: MCI-GWC-17

Lab Sample ID: 680-261575-12

Date Collected: 02/04/25 15:40
Date Received: 02/05/25 09:41

Matrix: Water

Prep Type	Batch Type	Batch Method	Run	Dil Factor	Initial Amount	Final Amount	Batch Number	Prepared or Analyzed	Analyst	Lab
Total Recoverable	Prep	3005A			25 mL	125 mL	874639	02/06/25 06:25	RR	EET SAV
Total Recoverable	Analysis	6020B		1			874819	02/06/25 17:04	BWR	EET SAV
	Instrument ID: ICPMSD									
Total/NA	Analysis	2320B-2011		1			875542	02/12/25 15:30	PG	EET SAV
	Instrument ID: MANTECH 2									

Client Sample ID: MCI-GWC-19

Lab Sample ID: 680-261575-13

Date Collected: 02/04/25 14:25
Date Received: 02/05/25 09:41

Matrix: Water

Prep Type	Batch Type	Batch Method	Run	Dil Factor	Initial Amount	Final Amount	Batch Number	Prepared or Analyzed	Analyst	Lab
Total Recoverable	Prep	3005A			25 mL	125 mL	874639	02/06/25 06:25	RR	EET SAV
Total Recoverable	Analysis	6020B		1			874819	02/06/25 17:12	BWR	EET SAV
	Instrument ID: ICPMSD									
Total/NA	Analysis	2320B-2011		1			875542	02/12/25 15:51	PG	EET SAV
	Instrument ID: MANTECH 2									

Laboratory References:

EET SAV = Eurofins Savannah, 5102 LaRoche Avenue, Savannah, GA 31404, TEL (912)354-7858

Accreditation/Certification Summary

Client: Southern Company
Job ID: 680-261575-2
Project/Site: Plant McIntosh Landfill 4

Laboratory: Eurofins Savannah

The accreditations/certifications listed below are applicable to this report.

Authority	Program	Identification Number	Expiration Date
Florida	NELAP	E87052	06-30-25
Georgia	State	E87052	06-30-25

Method Summary

Client: Southern Company
Project/Site: Plant McIntosh Landfill 4

Job ID: 680-261575-2

Method	Method Description	Protocol	Laboratory
6020B	Metals (ICP/MS)	SW846	EET SAV
2320B-2011	Alkalinity, Total	SM	EET SAV
3005A	Preparation, Total Recoverable or Dissolved Metals	SW846	EET SAV

Protocol References:

SM = "Standard Methods For The Examination Of Water And Wastewater"

SW846 = "Test Methods For Evaluating Solid Waste, Physical/Chemical Methods", Third Edition, November 1986 And Its Updates.

Laboratory References:

EET SAV = Eurofins Savannah, 5102 LaRoche Avenue, Savannah, GA 31404, TEL (912)354-7858

Eurofins TestAmerica, Savannah
5102 LaRoche Avenue
Savannah GA 31404
Phone (912) 354-7858 Fax (912) 352-0165

Chain of Custody Record

eurofins | Environment Testing America

Client Information	Sampler: J. Barnhard, H. Adel ACC	Lab PM: Fuller, David	Carrier Tracking No(s):	COC No:
Client Contact: SCS Contacts	Phone: 770-594-5948	E-Mail: david.fuller@et.eurofinsus.com		Page: 1 of 1
Company: GA Power				Job #:
Address: 241 Ralph McGill Blvd SE	Due Date Requested:			
City: Atlanta	TAT Requested (days):			
State, Zip: GA, 30308				
Phone: 404-506-7116(Tel)	Lab Project #: GPC82130-0002			
Email: SCS Contacts / ACC Contacts	PO #:			
Project Name: Plant McIntosh Landfill 4	Project #:			
Site: Georgia	SSOW#:			

Analysis Requested

Preservation Codes:

A - HCL	M - Hexane
B - NaOH	N - None
C - Zn Acetate	O - AsNaO2
D - Nitric Acid	P - Na2O4S
E - NaHSO4	Q - Na2SO3
F - MeOH	R - Na2S2O3
G - Amchlor	S - H2SO4
H - Ascorbic Acid	T - TSP Dodecahydrate
I - Ice	U - Acetone
J - DI Water	V - MCAA
K - EDTA	W - pH 4-5
L - EDA	Z - other (specify)

Other:

Task_Code: MCI-CCR-ASSMT-2025S1

Special Instructions/Note: ALK + 3 Cations (Report Separately)

Sample Identification	Sample Date (mm/dd/yy)	Sample Time (hhmm)	Sample Type (C=comp, G=grab)	Matrix (WG=ground water WS=surface water WQ=equality control)	Field Filtered Sample (Yes or No)	Perform MS/MSD (Yes or No)	Cations, Mg Na K	Total Carbonate, Bicarbonate Alkalinity	Total Number of containers
			Preservation Code:				D	I	
MCI- GWA-4A	02/03/25	1620	G	WG	N	N	✓	✓	1
MCI- LF4-GWA-2	02/04/25	1223	G	WG	N	N	✓	✓	1
MCI- GWA-3	02/04/25	1106	G	WG	N	N	✓	✓	1
MCI- LF4-GWA-5	02/04/25	0946	G	WG	N	N	✓	✓	1
MCI- GWC-10	02/04/25	1558	G	WG	N	N	✓	✓	1
MCI- GWA-13	02/04/25	1055	G	WG	N	N	✓	✓	1
MCI- GWA-14	02/04/25	0955	G	WG	N	N	✓	✓	1
MCI- GWA-15	02/04/25	1422	G	WG	N	N	✓	✓	1
MCI- GWA 16	02/04/25	1250	G	WG	N	N	✓	✓	1
MCI- GWC-17	02/04/25	1540	G	WG	N	N	✓	✓	1
MCI- GWC-19	02/04/25	1425	G	WG	N	N	✓	✓	1

Possible Hazard Identification
☐ Non-Hazard ☐ Flammable ☐ Skin Irritant ☐ Poison B ☒ Unknown ☐ Radiological

Sample Disposal (A fee may be assessed if samples are retained longer than 1 month)
☐ Return To Client ☒ Disposal By Lab ☐ Archive For _____ Months

Deliverable Requested I, II, III, IV, Other (specify)

Special Instructions/QC Requirements: Additional Cations: magnesium, sodium, potassium

Empty Kit Relinquished by:	Date	Time	Method of Shipment:

	Relinquished by:	Date/Time:	Company	Received by:	Date/Time:	Company
1		2/4/25 1900	ACC		2/4/25 1900	ACC
2		2/5/25 0941	ACC		2/5/25 941	
3						

Custody Seals Intact: ☐ Yes ☐ No | Custody Seal No

Cooler Temperature(s) °C and Other Remarks: 2.3 / 2.3 3.9 / 3.9

Login Sample Receipt Checklist

Client: Southern Company

Job Number: 680-261575-2

Login Number: 261575

List Source: Eurofins Savannah

List Number: 1

Creator: Munro, Caroline

Question	Answer	Comment
Radioactivity wasn't checked or is </= background as measured by a survey meter.	N/A	
The cooler's custody seal, if present, is intact.	True	
Sample custody seals, if present, are intact.	True	
The cooler or samples do not appear to have been compromised or tampered with.	True	
Samples were received on ice.	True	
Cooler Temperature is acceptable.	True	
Cooler Temperature is recorded.	True	
COC is present.	True	
COC is filled out in ink and legible.	True	
COC is filled out with all pertinent information.	True	
Is the Field Sampler's name present on COC?	True	
There are no discrepancies between the containers received and the COC.	True	
Samples are received within Holding Time (excluding tests with immediate HTs)	True	
Sample containers have legible labels.	True	
Containers are not broken or leaking.	True	
Sample collection date/times are provided.	True	
Appropriate sample containers are used.	True	
Sample bottles are completely filled.	True	
Sample Preservation Verified.	N/A	
There is sufficient vol. for all requested analyses, incl. any requested MS/MSDs	True	
Containers requiring zero headspace have no headspace or bubble is <6mm (1/4").	N/A	
Multiphasic samples are not present.	True	
Samples do not require splitting or compositing.	True	
Residual Chlorine Checked.	N/A	

This receipt checklist is generated for all samples received in this Login. It may not be applicable to all Jobs associated with this Login.

eurofins | Environment Testing

ANALYTICAL REPORT

PREPARED FOR

Attn: Kevin Stephenson
Southern Company
241 Ralph McGill Blvd SE
B10185
Atlanta, Georgia 30308

Generated 2/14/2025 6:09:17 PM

JOB DESCRIPTION

Plant McIntosh Landfill 4

JOB NUMBER

680-261611-2

Eurofins Savannah
5102 LaRoche Avenue
Savannah GA 31404

See page two for job notes and contact information.

my EOL

Job Notes

This report may not be reproduced except in full, and with written approval from the laboratory. The results relate only to the samples tested. For questions please contact the Project Manager at the e-mail address or telephone number listed on this page.

The test results in this report relate only to the samples as received by the laboratory and will meet all requirements of the methodology, with any exceptions noted. This report shall not be reproduced except in full, without the express written approval of the laboratory. All questions should be directed to the Eurofins Environment Testing Southeast, LLC Project Manager.

Authorization



Generated
2/14/2025 6:09:17 PM

Authorized for release by
David Fuller, Project Manager
David.Fuller@et.eurofinsus.com
(770)344-8986

Definitions/Glossary

Client: Southern Company
Job ID: 680-261611-2
Project/Site: Plant McIntosh Landfill 4

Qualifiers

Metals

Qualifier	Qualifier Description
4	MS, MSD: The analyte present in the original sample is greater than 4 times the matrix spike concentration; therefore, control limits are not applicable.
J	Result is less than the RL but greater than or equal to the MDL and the concentration is an approximate value.

Glossary

Abbreviation	These commonly used abbreviations may or may not be present in this report.
☼	Listed under the "D" column to designate that the result is reported on a dry weight basis
%R	Percent Recovery
CFL	Contains Free Liquid
CFU	Colony Forming Unit
CNF	Contains No Free Liquid
DER	Duplicate Error Ratio (normalized absolute difference)
Dil Fac	Dilution Factor
DL	Detection Limit (DoD/DOE)
DL, RA, RE, IN	Indicates a Dilution, Re-analysis, Re-extraction, or additional Initial metals/anion analysis of the sample
DLC	Decision Level Concentration (Radiochemistry)
EDL	Estimated Detection Limit (Dioxin)
LOD	Limit of Detection (DoD/DOE)
LOQ	Limit of Quantitation (DoD/DOE)
MCL	EPA recommended "Maximum Contaminant Level"
MDA	Minimum Detectable Activity (Radiochemistry)
MDC	Minimum Detectable Concentration (Radiochemistry)
MDL	Method Detection Limit
ML	Minimum Level (Dioxin)
MPN	Most Probable Number
MQL	Method Quantitation Limit
NC	Not Calculated
ND	Not Detected at the reporting limit (or MDL or EDL if shown)
NEG	Negative / Absent
POS	Positive / Present
PQL	Practical Quantitation Limit
PRES	Presumptive
QC	Quality Control
RER	Relative Error Ratio (Radiochemistry)
RL	Reporting Limit or Requested Limit (Radiochemistry)
RPD	Relative Percent Difference, a measure of the relative difference between two points
TEF	Toxicity Equivalent Factor (Dioxin)
TEQ	Toxicity Equivalent Quotient (Dioxin)
TNTC	Too Numerous To Count

Sample Summary

Client: Southern Company
Job ID: 680-261611-2
Project/Site: Plant McIntosh Landfill 4

Lab Sample ID	Client Sample ID	Matrix	Collected	Received
680-261611-3	MCI-GWC-23	Water	02/05/25 10:25	02/06/25 09:40
680-261611-4	MCI-GWC-18	Water	02/05/25 11:05	02/06/25 09:40
680-261611-5	MCI-GWC-9	Water	02/05/25 11:49	02/06/25 09:40
680-261611-6	MCI-GWC-20	Water	02/05/25 13:40	02/06/25 09:40
680-261611-7	MCI-GWC-11	Water	02/05/25 13:40	02/06/25 09:40
680-261611-8	MCI-GWC-12	Water	02/05/25 13:45	02/06/25 09:40
680-261611-10	MCI-GWC-21	Water	02/05/25 14:50	02/06/25 09:40
680-261611-12	MCI-LF4-GWC-1	Water	02/05/25 15:10	02/06/25 09:40

Job ID: 680-261611-2 — Eurofins Savannah

Job Narrative
680-261611-2

Analytical test results meet all requirements of the associated regulatory program listed on the Accreditation/Certification Summary Page unless otherwise noted under the individual analysis. Data qualifiers and/or narrative comments are included to explain any exceptions, if applicable.

- Matrix QC may not be reported if insufficient sample is provided or site-specific QC samples were not submitted. In these situations, to demonstrate precision and accuracy at a batch level, a LCS/LCSD may be performed, unless otherwise specified in the method.
- Surrogate and/or isotope dilution analyte recoveries (if applicable) which are outside of the QC window are confirmed unless attributed to a dilution or otherwise noted in the narrative.

Receipt
The samples were received on 2/6/2025 9:40 AM. Unless otherwise noted below, the samples arrived in good condition, and, where required, properly preserved and on ice. The temperatures of the 2 coolers at receipt time were 2.5°C and 3.4°C.

Metals
No additional analytical or quality issues were noted, other than those described above or in the Definitions/ Glossary page.

General Chemistry
No additional analytical or quality issues were noted, other than those described above or in the Definitions/ Glossary page.

Client Sample ID: MCI-GWC-23

Lab Sample ID: 680-261611-3

Date Collected: 02/05/25 10:25

Matrix: Water

Date Received: 02/06/25 09:40

Method: SW846 6020B - Metals (ICP/MS) - Total Recoverable

Analyte	Result	Qualifier	RL	MDL	Unit	D	Prepared	Analyzed	Dil Fac
Potassium	0.73		0.50	0.044	mg/L		02/07/25 05:43	02/07/25 15:36	1
Magnesium	0.64		0.50	0.023	mg/L		02/07/25 05:43	02/07/25 15:36	1
Sodium	4.2		0.50	0.20	mg/L		02/07/25 05:43	02/07/25 15:36	1

General Chemistry

Analyte	Result	Qualifier	RL	MDL	Unit	D	Prepared	Analyzed	Dil Fac
Total Alkalinity as CaCO3 (SM 2320B-2011)	5.0		5.0	5.0	mg/L			02/12/25 19:52	1
Bicarbonate Alkalinity as CaCO3 (SM 2320B-2011)	5.0		5.0	5.0	mg/L			02/12/25 19:52	1
Carbonate Alkalinity as CaCO3 (SM 2320B-2011)	<5.0		5.0	5.0	mg/L			02/12/25 19:52	1

Client Sample ID: MCI-GWC-18

Lab Sample ID: 680-261611-4

Date Collected: 02/05/25 11:05

Matrix: Water

Date Received: 02/06/25 09:40

Method: SW846 6020B - Metals (ICP/MS) - Total Recoverable

Analyte	Result	Qualifier	RL	MDL	Unit	D	Prepared	Analyzed	Dil Fac
Potassium	1.1		0.50	0.044	mg/L		02/07/25 05:43	02/07/25 15:38	1
Magnesium	5.2		0.50	0.023	mg/L		02/07/25 05:43	02/07/25 15:38	1
Sodium	4.3		0.50	0.20	mg/L		02/07/25 05:43	02/07/25 15:38	1

General Chemistry

Analyte	Result	Qualifier	RL	MDL	Unit	D	Prepared	Analyzed	Dil Fac
Total Alkalinity as CaCO3 (SM 2320B-2011)	48		5.0	5.0	mg/L			02/12/25 19:25	1
Bicarbonate Alkalinity as CaCO3 (SM 2320B-2011)	48		5.0	5.0	mg/L			02/12/25 19:25	1
Carbonate Alkalinity as CaCO3 (SM 2320B-2011)	<5.0		5.0	5.0	mg/L			02/12/25 19:25	1

Client Sample ID: MCI-GWC-9

Lab Sample ID: 680-261611-5

Date Collected: 02/05/25 11:49

Matrix: Water

Date Received: 02/06/25 09:40

Method: SW846 6020B - Metals (ICP/MS) - Total Recoverable

Analyte	Result	Qualifier	RL	MDL	Unit	D	Prepared	Analyzed	Dil Fac
Potassium	1.0		0.50	0.044	mg/L		02/07/25 05:43	02/07/25 15:26	1
Magnesium	1.4		0.50	0.023	mg/L		02/07/25 05:43	02/07/25 15:26	1
Sodium	6.4		0.50	0.20	mg/L		02/07/25 05:43	02/07/25 15:26	1

General Chemistry

Analyte	Result	Qualifier	RL	MDL	Unit	D	Prepared	Analyzed	Dil Fac
Total Alkalinity as CaCO3 (SM 2320B-2011)	12		5.0	5.0	mg/L			02/12/25 20:21	1
Bicarbonate Alkalinity as CaCO3 (SM 2320B-2011)	12		5.0	5.0	mg/L			02/12/25 20:21	1
Carbonate Alkalinity as CaCO3 (SM 2320B-2011)	<5.0		5.0	5.0	mg/L			02/12/25 20:21	1

Client: Southern Company
Project/Site: Plant McIntosh Landfill 4

Job ID: 680-261611-2

Client Sample ID: MCI-GWC-20

Lab Sample ID: 680-261611-6

Date Collected: 02/05/25 13:40
Matrix: Water
Date Received: 02/06/25 09:40

Method: SW846 6020B - Metals (ICP/MS) - Total Recoverable

Analyte	Result	Qualifier	RL	MDL	Unit	D	Prepared	Analyzed	Dil Fac
Potassium	**0.82**		0.50	0.044	mg/L		02/07/25 05:43	02/07/25 15:28	1
Magnesium	**0.83**		0.50	0.023	mg/L		02/07/25 05:43	02/07/25 15:28	1
Sodium	**4.5**		0.50	0.20	mg/L		02/07/25 05:43	02/07/25 15:28	1

General Chemistry

Analyte	Result	Qualifier	RL	MDL	Unit	D	Prepared	Analyzed	Dil Fac
Total Alkalinity as CaCO3 (SM 2320B-2011)	<5.0		5.0	5.0	mg/L			02/12/25 19:38	1
Bicarbonate Alkalinity as CaCO3 (SM 2320B-2011)	<5.0		5.0	5.0	mg/L			02/12/25 19:38	1
Carbonate Alkalinity as CaCO3 (SM 2320B-2011)	<5.0		5.0	5.0	mg/L			02/12/25 19:38	1

Client Sample ID: MCI-GWC-11

Lab Sample ID: 680-261611-7

Date Collected: 02/05/25 13:40
Matrix: Water
Date Received: 02/06/25 09:40

Method: SW846 6020B - Metals (ICP/MS) - Total Recoverable

Analyte	Result	Qualifier	RL	MDL	Unit	D	Prepared	Analyzed	Dil Fac
Potassium	**0.93**		0.50	0.044	mg/L		02/07/25 05:43	02/07/25 15:19	1
Magnesium	**4.0**		0.50	0.023	mg/L		02/07/25 05:43	02/07/25 15:19	1
Sodium	**4.6**		0.50	0.20	mg/L		02/07/25 05:43	02/07/25 15:19	1

General Chemistry

Analyte	Result	Qualifier	RL	MDL	Unit	D	Prepared	Analyzed	Dil Fac
Total Alkalinity as CaCO3 (SM 2320B-2011)	**39**		5.0	5.0	mg/L			02/12/25 16:16	1
Bicarbonate Alkalinity as CaCO3 (SM 2320B-2011)	**39**		5.0	5.0	mg/L			02/12/25 16:16	1
Carbonate Alkalinity as CaCO3 (SM 2320B-2011)	<5.0		5.0	5.0	mg/L			02/12/25 16:16	1

Client Sample ID: MCI-GWC-12

Lab Sample ID: 680-261611-8

Date Collected: 02/05/25 13:45
Matrix: Water
Date Received: 02/06/25 09:40

Method: SW846 6020B - Metals (ICP/MS) - Total Recoverable

Analyte	Result	Qualifier	RL	MDL	Unit	D	Prepared	Analyzed	Dil Fac
Potassium	**0.70**		0.50	0.044	mg/L		02/07/25 05:43	02/07/25 15:21	1
Magnesium	**0.46**	**J**	0.50	0.023	mg/L		02/07/25 05:43	02/07/25 15:21	1
Sodium	**2.7**		0.50	0.20	mg/L		02/07/25 05:43	02/07/25 15:21	1

General Chemistry

Analyte	Result	Qualifier	RL	MDL	Unit	D	Prepared	Analyzed	Dil Fac
Total Alkalinity as CaCO3 (SM 2320B-2011)	<5.0		5.0	5.0	mg/L			02/12/25 19:32	1
Bicarbonate Alkalinity as CaCO3 (SM 2320B-2011)	<5.0		5.0	5.0	mg/L			02/12/25 19:32	1
Carbonate Alkalinity as CaCO3 (SM 2320B-2011)	<5.0		5.0	5.0	mg/L			02/12/25 19:32	1

Client: Southern Company
Project/Site: Plant McIntosh Landfill 4

Job ID: 680-261611-2

Client Sample ID: MCI-GWC-21

Lab Sample ID: 680-261611-10

Date Collected: 02/05/25 14:50

Matrix: Water

Date Received: 02/06/25 09:40

Method: SW846 6020B - Metals (ICP/MS) - Total Recoverable

Analyte	Result	Qualifier	RL	MDL	Unit	D	Prepared	Analyzed	Dil Fac
Potassium	0.85		0.50	0.044	mg/L		02/07/25 05:43	02/07/25 16:26	1
Magnesium	0.80		0.50	0.023	mg/L		02/07/25 05:43	02/07/25 16:26	1
Sodium	4.2		0.50	0.20	mg/L		02/07/25 05:43	02/07/25 16:26	1

General Chemistry

Analyte	Result	Qualifier	RL	MDL	Unit	D	Prepared	Analyzed	Dil Fac
Total Alkalinity as CaCO3 (SM 2320B-2011)	5.5		5.0	5.0	mg/L			02/12/25 16:23	1
Bicarbonate Alkalinity as CaCO3 (SM 2320B-2011)	5.5		5.0	5.0	mg/L			02/12/25 16:23	1
Carbonate Alkalinity as CaCO3 (SM 2320B-2011)	<5.0		5.0	5.0	mg/L			02/12/25 16:23	1

Client Sample ID: MCI-LF4-GWC-1

Lab Sample ID: 680-261611-12

Date Collected: 02/05/25 15:10

Matrix: Water

Date Received: 02/06/25 09:40

Method: SW846 6020B - Metals (ICP/MS) - Total Recoverable

Analyte	Result	Qualifier	RL	MDL	Unit	D	Prepared	Analyzed	Dil Fac
Potassium	0.74		0.50	0.044	mg/L		02/07/25 05:43	02/07/25 15:22	1
Magnesium	1.0		0.50	0.023	mg/L		02/07/25 05:43	02/07/25 15:22	1
Sodium	4.5		0.50	0.20	mg/L		02/07/25 05:43	02/07/25 15:22	1

General Chemistry

Analyte	Result	Qualifier	RL	MDL	Unit	D	Prepared	Analyzed	Dil Fac
Total Alkalinity as CaCO3 (SM 2320B-2011)	9.0		5.0	5.0	mg/L			02/12/25 19:45	1
Bicarbonate Alkalinity as CaCO3 (SM 2320B-2011)	9.0		5.0	5.0	mg/L			02/12/25 19:45	1
Carbonate Alkalinity as CaCO3 (SM 2320B-2011)	<5.0		5.0	5.0	mg/L			02/12/25 19:45	1

Method: 6020B - Metals (ICP/MS)

Lab Sample ID: MB 680-874804/1-A
Matrix: Water
Analysis Batch: 874968

Client Sample ID: Method Blank
Prep Type: Total Recoverable
Prep Batch: 874804

Analyte	MB Result	MB Qualifier	RL	MDL	Unit	D	Prepared	Analyzed	Dil Fac
Potassium	<0.044		0.50	0.044	mg/L		02/07/25 05:43	02/07/25 15:46	1
Magnesium	<0.023		0.50	0.023	mg/L		02/07/25 05:43	02/07/25 15:46	1
Sodium	<0.20		0.50	0.20	mg/L		02/07/25 05:43	02/07/25 15:46	1

Lab Sample ID: LCS 680-874804/2-A
Matrix: Water
Analysis Batch: 874968

Client Sample ID: Lab Control Sample
Prep Type: Total Recoverable
Prep Batch: 874804

Analyte	Spike Added	LCS Result	LCS Qualifier	Unit	D	%Rec	%Rec Limits
Potassium	7.00	7.18		mg/L		103	80 - 120
Magnesium	5.00	5.32		mg/L		106	80 - 120
Sodium	5.00	5.40		mg/L		108	80 - 120

Lab Sample ID: 400-270372-C-1-B MS
Matrix: Water
Analysis Batch: 874968

Client Sample ID: Matrix Spike
Prep Type: Total Recoverable
Prep Batch: 874804

Analyte	Sample Result	Sample Qualifier	Spike Added	MS Result	MS Qualifier	Unit	D	%Rec	%Rec Limits
Potassium	83		7.00	80.7	4	mg/L		-33	75 - 125
Magnesium	390		5.00	363	4	mg/L		-611	75 - 125
Sodium	830		5.00	766	4	mg/L		-1357	75 - 125

Lab Sample ID: 400-270372-C-1-C MSD
Matrix: Water
Analysis Batch: 874968

Client Sample ID: Matrix Spike Duplicate
Prep Type: Total Recoverable
Prep Batch: 874804

Analyte	Sample Result	Sample Qualifier	Spike Added	MSD Result	MSD Qualifier	Unit	D	%Rec	%Rec Limits	RPD	RPD Limit
Potassium	83		7.00	85.8	4	mg/L		41	75 - 125	6	20
Magnesium	390		5.00	379	4	mg/L		-279	75 - 125	4	20
Sodium	830		5.00	801	4	mg/L		-651	75 - 125	5	20

Lab Sample ID: MB 680-874805/1-A
Matrix: Water
Analysis Batch: 874968

Client Sample ID: Method Blank
Prep Type: Total Recoverable
Prep Batch: 874805

Analyte	MB Result	MB Qualifier	RL	MDL	Unit	D	Prepared	Analyzed	Dil Fac
Potassium	<0.044		0.50	0.044	mg/L		02/07/25 05:43	02/07/25 14:47	1
Magnesium	<0.023		0.50	0.023	mg/L		02/07/25 05:43	02/07/25 14:47	1
Sodium	<0.20		0.50	0.20	mg/L		02/07/25 05:43	02/07/25 14:47	1

Lab Sample ID: LCS 680-874805/2-A
Matrix: Water
Analysis Batch: 874968

Client Sample ID: Lab Control Sample
Prep Type: Total Recoverable
Prep Batch: 874805

Analyte	Spike Added	LCS Result	LCS Qualifier	Unit	D	%Rec	%Rec Limits
Potassium	7.00	7.14		mg/L		102	80 - 120
Magnesium	5.00	5.17		mg/L		103	80 - 120
Sodium	5.00	5.30		mg/L		106	80 - 120

Method: 6020B - Metals (ICP/MS) (Continued)

Lab Sample ID: 400-270372-C-2-B MS
Matrix: Water
Analysis Batch: 874968

Client Sample ID: Matrix Spike
Prep Type: Total Recoverable
Prep Batch: 874805

Analyte	Sample Result	Sample Qualifier	Spike Added	MS Result	MS Qualifier	Unit	D	%Rec	%Rec Limits
Potassium	99		7.00	105	4	mg/L		81	75 - 125
Magnesium	700		5.00	695	4	mg/L		-109	75 - 125
Sodium	2600		5.00	2550	4	mg/L		-585	75 - 125

Lab Sample ID: 400-270372-C-2-C MSD
Matrix: Water
Analysis Batch: 874968

Client Sample ID: Matrix Spike Duplicate
Prep Type: Total Recoverable
Prep Batch: 874805

Analyte	Sample Result	Sample Qualifier	Spike Added	MSD Result	MSD Qualifier	Unit	D	%Rec	%Rec Limits	RPD	RPD Limit
Potassium	99		7.00	104	4	mg/L		67	75 - 125	1	20
Magnesium	700		5.00	681	4	mg/L		-377	75 - 125	2	20
Sodium	2600		5.00	2500	4	mg/L		-1733	75 - 125	2	20

Method: 2320B-2011 - Alkalinity, Total

Lab Sample ID: MB 680-875542/4
Matrix: Water
Analysis Batch: 875542

Client Sample ID: Method Blank
Prep Type: Total/NA

Analyte	MB Result	MB Qualifier	RL	MDL	Unit	D	Prepared	Analyzed	Dil Fac
Total Alkalinity as CaCO3	<5.0		5.0	5.0	mg/L			02/12/25 12:56	1
Bicarbonate Alkalinity as CaCO3	<5.0		5.0	5.0	mg/L			02/12/25 12:56	1
Carbonate Alkalinity as CaCO3	<5.0		5.0	5.0	mg/L			02/12/25 12:56	1

Lab Sample ID: LCS 680-875542/6
Matrix: Water
Analysis Batch: 875542

Client Sample ID: Lab Control Sample
Prep Type: Total/NA

Analyte	Spike Added	LCS Result	LCS Qualifier	Unit	D	%Rec	%Rec Limits
Total Alkalinity as CaCO3	250	242		mg/L		97	90 - 112

Lab Sample ID: LCSD 680-875542/31
Matrix: Water
Analysis Batch: 875542

Client Sample ID: Lab Control Sample Dup
Prep Type: Total/NA

Analyte	Spike Added	LCSD Result	LCSD Qualifier	Unit	D	%Rec	%Rec Limits	RPD	RPD Limit
Total Alkalinity as CaCO3	250	245		mg/L		98	90 - 112	1	30

Lab Sample ID: 680-261575-C-6 DU
Matrix: Water
Analysis Batch: 875542

Client Sample ID: Duplicate
Prep Type: Total/NA

Analyte	Sample Result	Sample Qualifier	DU Result	DU Qualifier	Unit	D	RPD	RPD Limit
Total Alkalinity as CaCO3	98		94.3		mg/L		4	30
Bicarbonate Alkalinity as CaCO3	98		94.3		mg/L		4	30
Carbonate Alkalinity as CaCO3	<5.0		<5.0		mg/L		NC	30

Method: 2320B-2011 - Alkalinity, Total (Continued)

Lab Sample ID: MB 680-875545/4
Matrix: Water
Analysis Batch: 875545

Client Sample ID: Method Blank
Prep Type: Total/NA

Analyte	MB Result	MB Qualifier	RL	MDL	Unit	D	Prepared	Analyzed	Dil Fac
Total Alkalinity as CaCO3	<5.0		5.0	5.0	mg/L			02/12/25 18:05	1
Bicarbonate Alkalinity as CaCO3	<5.0		5.0	5.0	mg/L			02/12/25 18:05	1
Carbonate Alkalinity as CaCO3	<5.0		5.0	5.0	mg/L			02/12/25 18:05	1

Lab Sample ID: LCS 680-875545/6
Matrix: Water
Analysis Batch: 875545

Client Sample ID: Lab Control Sample
Prep Type: Total/NA

Analyte			Spike Added	LCS Result	LCS Qualifier	Unit	D	%Rec	%Rec Limits		
Total Alkalinity as CaCO3			250	243		mg/L		97	90 - 112		

Lab Sample ID: LCSD 680-875545/31
Matrix: Water
Analysis Batch: 875545

Client Sample ID: Lab Control Sample Dup
Prep Type: Total/NA

Analyte			Spike Added	LCSD Result	LCSD Qualifier	Unit	D	%Rec	%Rec Limits	RPD	RPD Limit
Total Alkalinity as CaCO3			250	249		mg/L		100	90 - 112	2	30

Lab Sample ID: 680-261611-5 DU
Matrix: Water
Analysis Batch: 875545

Client Sample ID: MCI-GWC-9
Prep Type: Total/NA

Analyte	Sample Result	Sample Qualifier		DU Result	DU Qualifier	Unit	D			RPD	RPD Limit
Total Alkalinity as CaCO3	12			9.13		mg/L				27	30
Bicarbonate Alkalinity as CaCO3	12			9.13		mg/L				27	30
Carbonate Alkalinity as CaCO3	<5.0			<5.0		mg/L				NC	30

Metals

Prep Batch: 874804

Lab Sample ID	Client Sample ID	Prep Type	Matrix	Method	Prep Batch
680-261611-10	MCI-GWC-21	Total Recoverable	Water	3005A	
MB 680-874804/1-A	Method Blank	Total Recoverable	Water	3005A	
LCS 680-874804/2-A	Lab Control Sample	Total Recoverable	Water	3005A	
400-270372-C-1-B MS	Matrix Spike	Total Recoverable	Water	3005A	
400-270372-C-1-C MSD	Matrix Spike Duplicate	Total Recoverable	Water	3005A	

Prep Batch: 874805

Lab Sample ID	Client Sample ID	Prep Type	Matrix	Method	Prep Batch
680-261611-3	MCI-GWC-23	Total Recoverable	Water	3005A	
680-261611-4	MCI-GWC-18	Total Recoverable	Water	3005A	
680-261611-5	MCI-GWC-9	Total Recoverable	Water	3005A	
680-261611-6	MCI-GWC-20	Total Recoverable	Water	3005A	
680-261611-7	MCI-GWC-11	Total Recoverable	Water	3005A	
680-261611-8	MCI-GWC-12	Total Recoverable	Water	3005A	
680-261611-12	MCI-LF4-GWC-1	Total Recoverable	Water	3005A	
MB 680-874805/1-A	Method Blank	Total Recoverable	Water	3005A	
LCS 680-874805/2-A	Lab Control Sample	Total Recoverable	Water	3005A	
400-270372-C-2-B MS	Matrix Spike	Total Recoverable	Water	3005A	
400-270372-C-2-C MSD	Matrix Spike Duplicate	Total Recoverable	Water	3005A	

Analysis Batch: 874968

Lab Sample ID	Client Sample ID	Prep Type	Matrix	Method	Prep Batch
680-261611-3	MCI-GWC-23	Total Recoverable	Water	6020B	874805
680-261611-4	MCI-GWC-18	Total Recoverable	Water	6020B	874805
680-261611-5	MCI-GWC-9	Total Recoverable	Water	6020B	874805
680-261611-6	MCI-GWC-20	Total Recoverable	Water	6020B	874805
680-261611-7	MCI-GWC-11	Total Recoverable	Water	6020B	874805
680-261611-8	MCI-GWC-12	Total Recoverable	Water	6020B	874805
680-261611-10	MCI-GWC-21	Total Recoverable	Water	6020B	874804
680-261611-12	MCI-LF4-GWC-1	Total Recoverable	Water	6020B	874805
MB 680-874804/1-A	Method Blank	Total Recoverable	Water	6020B	874804
MB 680-874805/1-A	Method Blank	Total Recoverable	Water	6020B	874805
LCS 680-874804/2-A	Lab Control Sample	Total Recoverable	Water	6020B	874804
LCS 680-874805/2-A	Lab Control Sample	Total Recoverable	Water	6020B	874805
400-270372-C-1-B MS	Matrix Spike	Total Recoverable	Water	6020B	874804
400-270372-C-1-C MSD	Matrix Spike Duplicate	Total Recoverable	Water	6020B	874804
400-270372-C-2-B MS	Matrix Spike	Total Recoverable	Water	6020B	874805
400-270372-C-2-C MSD	Matrix Spike Duplicate	Total Recoverable	Water	6020B	874805

General Chemistry

Analysis Batch: 875542

Lab Sample ID	Client Sample ID	Prep Type	Matrix	Method	Prep Batch
680-261611-7	MCI-GWC-11	Total/NA	Water	2320B-2011	
680-261611-10	MCI-GWC-21	Total/NA	Water	2320B-2011	
MB 680-875542/4	Method Blank	Total/NA	Water	2320B-2011	
LCS 680-875542/6	Lab Control Sample	Total/NA	Water	2320B-2011	
LCSD 680-875542/31	Lab Control Sample Dup	Total/NA	Water	2320B-2011	
680-261575-C-6 DU	Duplicate	Total/NA	Water	2320B-2011	

QC Association Summary

Client: Southern Company
Project/Site: Plant McIntosh Landfill 4

Job ID: 680-261611-2

General Chemistry

Analysis Batch: 875545

Lab Sample ID	Client Sample ID	Prep Type	Matrix	Method	Prep Batch
680-261611-3	MCI-GWC-23	Total/NA	Water	2320B-2011	
680-261611-4	MCI-GWC-18	Total/NA	Water	2320B-2011	
680-261611-5	MCI-GWC-9	Total/NA	Water	2320B-2011	
680-261611-6	MCI-GWC-20	Total/NA	Water	2320B-2011	
680-261611-8	MCI-GWC-12	Total/NA	Water	2320B-2011	
680-261611-12	MCI-LF4-GWC-1	Total/NA	Water	2320B-2011	
MB 680-875545/4	Method Blank	Total/NA	Water	2320B-2011	
LCS 680-875545/6	Lab Control Sample	Total/NA	Water	2320B-2011	
LCSD 680-875545/31	Lab Control Sample Dup	Total/NA	Water	2320B-2011	
680-261611-5 DU	MCI-GWC-9	Total/NA	Water	2320B-2011	

Lab Chronicle

Client: Southern Company
Project/Site: Plant McIntosh Landfill 4

Job ID: 680-261611-2

Client Sample ID: MCI-GWC-23

Lab Sample ID: 680-261611-3

Date Collected: 02/05/25 10:25
Matrix: Water
Date Received: 02/06/25 09:40

Prep Type	Batch Type	Batch Method	Run	Dil Factor	Initial Amount	Final Amount	Batch Number	Prepared or Analyzed	Analyst	Lab
Total Recoverable	Prep	3005A			25 mL	125 mL	874805	02/07/25 05:43	RR	EET SAV
Total Recoverable	Analysis	6020B		1			874968	02/07/25 15:36	BWR	EET SAV
	Instrument ID: ICPMSG									
Total/NA	Analysis	2320B-2011		1			875545	02/12/25 19:52	PG	EET SAV
	Instrument ID: MANTECH 2									

Client Sample ID: MCI-GWC-18

Lab Sample ID: 680-261611-4

Date Collected: 02/05/25 11:05
Matrix: Water
Date Received: 02/06/25 09:40

Prep Type	Batch Type	Batch Method	Run	Dil Factor	Initial Amount	Final Amount	Batch Number	Prepared or Analyzed	Analyst	Lab
Total Recoverable	Prep	3005A			25 mL	125 mL	874805	02/07/25 05:43	RR	EET SAV
Total Recoverable	Analysis	6020B		1			874968	02/07/25 15:38	BWR	EET SAV
	Instrument ID: ICPMSG									
Total/NA	Analysis	2320B-2011		1			875545	02/12/25 19:25	PG	EET SAV
	Instrument ID: MANTECH 2									

Client Sample ID: MCI-GWC-9

Lab Sample ID: 680-261611-5

Date Collected: 02/05/25 11:49
Matrix: Water
Date Received: 02/06/25 09:40

Prep Type	Batch Type	Batch Method	Run	Dil Factor	Initial Amount	Final Amount	Batch Number	Prepared or Analyzed	Analyst	Lab
Total Recoverable	Prep	3005A			25 mL	125 mL	874805	02/07/25 05:43	RR	EET SAV
Total Recoverable	Analysis	6020B		1			874968	02/07/25 15:26	BWR	EET SAV
	Instrument ID: ICPMSG									
Total/NA	Analysis	2320B-2011		1			875545	02/12/25 20:21	PG	EET SAV
	Instrument ID: MANTECH 2									

Client Sample ID: MCI-GWC-20

Lab Sample ID: 680-261611-6

Date Collected: 02/05/25 13:40
Matrix: Water
Date Received: 02/06/25 09:40

Prep Type	Batch Type	Batch Method	Run	Dil Factor	Initial Amount	Final Amount	Batch Number	Prepared or Analyzed	Analyst	Lab
Total Recoverable	Prep	3005A			25 mL	125 mL	874805	02/07/25 05:43	RR	EET SAV
Total Recoverable	Analysis	6020B		1			874968	02/07/25 15:28	BWR	EET SAV
	Instrument ID: ICPMSG									
Total/NA	Analysis	2320B-2011		1			875545	02/12/25 19:38	PG	EET SAV
	Instrument ID: MANTECH 2									

Lab Chronicle

Client: Southern Company
Project/Site: Plant McIntosh Landfill 4

Job ID: 680-261611-2

Client Sample ID: MCI-GWC-11

Lab Sample ID: 680-261611-7

Date Collected: 02/05/25 13:40
Date Received: 02/06/25 09:40

Matrix: Water

Prep Type	Batch Type	Batch Method	Run	Dil Factor	Initial Amount	Final Amount	Batch Number	Prepared or Analyzed	Analyst	Lab
Total Recoverable	Prep	3005A			25 mL	125 mL	874805	02/07/25 05:43	RR	EET SAV
Total Recoverable	Analysis	6020B		1			874968	02/07/25 15:19	BWR	EET SAV
	Instrument ID: ICPMSG									
Total/NA	Analysis	2320B-2011		1			875542	02/12/25 16:16	PG	EET SAV
	Instrument ID: MANTECH 2									

Client Sample ID: MCI-GWC-12

Lab Sample ID: 680-261611-8

Date Collected: 02/05/25 13:45
Date Received: 02/06/25 09:40

Matrix: Water

Prep Type	Batch Type	Batch Method	Run	Dil Factor	Initial Amount	Final Amount	Batch Number	Prepared or Analyzed	Analyst	Lab
Total Recoverable	Prep	3005A			25 mL	125 mL	874805	02/07/25 05:43	RR	EET SAV
Total Recoverable	Analysis	6020B		1			874968	02/07/25 15:21	BWR	EET SAV
	Instrument ID: ICPMSG									
Total/NA	Analysis	2320B-2011		1			875545	02/12/25 19:32	PG	EET SAV
	Instrument ID: MANTECH 2									

Client Sample ID: MCI-GWC-21

Lab Sample ID: 680-261611-10

Date Collected: 02/05/25 14:50
Date Received: 02/06/25 09:40

Matrix: Water

Prep Type	Batch Type	Batch Method	Run	Dil Factor	Initial Amount	Final Amount	Batch Number	Prepared or Analyzed	Analyst	Lab
Total Recoverable	Prep	3005A			25 mL	125 mL	874804	02/07/25 05:43	RR	EET SAV
Total Recoverable	Analysis	6020B		1			874968	02/07/25 16:26	BWR	EET SAV
	Instrument ID: ICPMSG									
Total/NA	Analysis	2320B-2011		1			875542	02/12/25 16:23	PG	EET SAV
	Instrument ID: MANTECH 2									

Client Sample ID: MCI-LF4-GWC-1

Lab Sample ID: 680-261611-12

Date Collected: 02/05/25 15:10
Date Received: 02/06/25 09:40

Matrix: Water

Prep Type	Batch Type	Batch Method	Run	Dil Factor	Initial Amount	Final Amount	Batch Number	Prepared or Analyzed	Analyst	Lab
Total Recoverable	Prep	3005A			25 mL	125 mL	874805	02/07/25 05:43	RR	EET SAV
Total Recoverable	Analysis	6020B		1			874968	02/07/25 15:22	BWR	EET SAV
	Instrument ID: ICPMSG									
Total/NA	Analysis	2320B-2011		1			875545	02/12/25 19:45	PG	EET SAV
	Instrument ID: MANTECH 2									

Laboratory References:

EET SAV = Eurofins Savannah, 5102 LaRoche Avenue, Savannah, GA 31404, TEL (912)354-7858

Accreditation/Certification Summary

Client: Southern Company
Job ID: 680-261611-2
Project/Site: Plant McIntosh Landfill 4

Laboratory: Eurofins Savannah

The accreditations/certifications listed below are applicable to this report.

Authority	Program	Identification Number	Expiration Date
Florida	NELAP	E87052	06-30-25
Georgia	State	E87052	06-30-25

Method Summary

Client: Southern Company
Project/Site: Plant McIntosh Landfill 4

Job ID: 680-261611-2

Method	Method Description	Protocol	Laboratory
6020B	Metals (ICP/MS)	SW846	EET SAV
2320B-2011	Alkalinity, Total	SM	EET SAV
3005A	Preparation, Total Recoverable or Dissolved Metals	SW846	EET SAV

Protocol References:

SM = "Standard Methods For The Examination Of Water And Wastewater"

SW846 = "Test Methods For Evaluating Solid Waste, Physical/Chemical Methods", Third Edition, November 1986 And Its Updates.

Laboratory References:

EET SAV = Eurofins Savannah, 5102 LaRoche Avenue, Savannah, GA 31404, TEL (912)354-7858

Eurofins TestAmerica, Savannah
5102 LaRoche Avenue
Savannah GA 31404
Phone (912) 354-7858 Fax (912) 352-0165

Chain of Custody Record

eurofins | Environment Testing America

Client Information	Sampler: J. Bousquet, H. Auld ACC	Lab PM: Fuller, David	Carrier Tracking No(s):	COC No:
Client Contact: SCS Contacts	Phone: 770-594-5698	E-Mail: david.fuller@et.eurofinsus.com		Page: 1 of 1
Company: GA Power				Job #:
Address: 241 Ralph McGill Blvd SE	Due Date Requested:			
City: Atlanta	TAT Requested (days):			
State, Zip: GA, 30308				
Phone: 404-506-7116(Tel)	Lab Project #: GPC82130-0002			
Email: SCS Contacts / ACC Contacts	PO #:			
Project Name: Plant McIntosh Landfill 4	Project #:			
Site: Georgia	SSOW#:			

Analysis Requested

Preservation Codes.

A - HCL	M - Hexane
B - NaOH	N - None
C - Zn Acetate	O AsNaO2
D - Nitric Acid	P - Na2O4S
E - NaHSO4	Q - Na2SO3
F - MeOH	R - Na2S2O3
G Amchlor	S - H2SO4
H - Ascorbic Acid	T - TSP Dodecahydrate
I - Ice	U - Acetone
J - DI Water	V - MCAA
K - EDTA	W - pH 4-5
L - EDA	Z - other (specify)

Other:

Task_Code.
MCI-CCR-ASSMT-2025S1

Special Instructions/Note.
ALK + 3 Cations (Report Separately)

Sample Identification	Sample Date (mm/dd/yy)	Sample Time (hhmm)	Sample Type (C=Comp, G=grab)	Matrix (WG=ground water WS=surface water WQ=quality control)	Field Filtered Sample (Yes or No)	Perform MS/MSD (Yes or No)	Cations Mg Na K	Total Carbonate Bicarbonate Alkalinity	Total Number of containers
			Preservation Code:				D	T	
MCI- GwC-23	02/05/25	1025	G	WG	N	N	✓	✓	1
MCI- GwC-18	02/05/25	1105	G	WG	N	N	✓	✓	1
MCI- GwC-9	02/05/25	1149	G	WG	N	N	✓	✓	1
MCI- GwC-20	02/05/25	1340	G	WG	N	N	✓	✓	1
MCI- GwC-11	02/05/25	1340	G	WG	N	N	✓	✓	1
MCI- GwC-12	02/05/25	1345	G	WG	N	N	✓	✓	1
MCI- GwC-21	02/05/25	1450	G	WG	N	N	✓	✓	1
MCI- LF4-GwC1	02/05/25	1510	G	WG	N	N	✓	✓	1
MCI-			G	WG	N	N			
MCI-			G	WG	N	N			
MCI-			G	WG	N	N			

Possible Hazard Identification
☐ Non-Hazard ☐ Flammable ☐ Skin Irritant ☐ Poison B ☒ Unknown ☐ Radiological

Sample Disposal (A fee may be assessed if samples are retained longer than 1 month)
☐ Return To Client ☑ Disposal By Lab ☐ Archive For _____ Months

Deliverable Requested I II III, IV, Other (specify)

Special Instructions/QC Requirements Additional Cations. magnesium, sodium potassium

Empty Kit Relinquished by:	Date:	Time:	Method of Shipment:

Relinquished by	Date/Time:	Company	Received by	Date/Time:	Company
	2-6-25/0940	ACC		2/6/25 940	
Relinquished by	Date/Time:	Company	Received by	Date/Time:	Company
Relinquished by	Date/Time:	Company	Received by	Date/Time:	Company

Custody Seals Intact: △ Yes △ No	Custody Seal No	Cooler Temperature(s) °C and Other Remarks: 3.4/3.4 25/25

Login Sample Receipt Checklist

Client: Southern Company

Job Number: 680-261611-2

Login Number: 261611

List Source: Eurofins Savannah

List Number: 1

Creator: Munro, Caroline

Question	Answer	Comment
Radioactivity wasn't checked or is </= background as measured by a survey meter.	N/A	
The cooler's custody seal, if present, is intact.	True	
Sample custody seals, if present, are intact.	True	
The cooler or samples do not appear to have been compromised or tampered with.	True	
Samples were received on ice.	True	
Cooler Temperature is acceptable.	True	
Cooler Temperature is recorded.	True	
COC is present.	True	
COC is filled out in ink and legible.	True	
COC is filled out with all pertinent information.	True	
Is the Field Sampler's name present on COC?	True	
There are no discrepancies between the containers received and the COC.	True	
Samples are received within Holding Time (excluding tests with immediate HTs)	True	
Sample containers have legible labels.	True	
Containers are not broken or leaking.	True	
Sample collection date/times are provided.	True	
Appropriate sample containers are used.	True	
Sample bottles are completely filled.	True	
Sample Preservation Verified.	N/A	
There is sufficient vol. for all requested analyses, incl. any requested MS/MSDs	True	
Containers requiring zero headspace have no headspace or bubble is <6mm (1/4").	N/A	
Multiphasic samples are not present.	True	
Samples do not require splitting or compositing.	True	
Residual Chlorine Checked.	N/A	

This receipt checklist is generated for all samples received in this Login. It may not be applicable to all Jobs associated with this Login.

LEVEL 2A LABORATORY DATA VALIDATIONS

McIntosh Landfill No. 4

Semiannual Event

February 2025

Georgia Power Company – McIntosh Landfill 4

Quality Control Review of Analytical Data – February 2025

This narrative presents results of the Quality Control (QC) data review performed on analytical data submitted by Eurofins Environment Testing America, Savannah for groundwater samples collected at McIntosh Landfill 4 (LF4) between February 3, 2025 and February 5, 2025. The chemical data were reviewed to identify quality issues which could affect the use of the data for decision-making purposes.

Information regarding the primary sample locations, analytical parameters, QC samples, sampling dates, and laboratory sample delivery group (SDG) designations is summarized in Table 1 of this Appendix.

In accordance with groundwater monitoring and corrective action procedures discussed in Title 40 Code of Federal Regulations (CFR), Subpart D – Standards for the Disposal of Coal Combustion Residuals in Landfills and Surface Impoundments, the samples were analyzed for detection monitoring constituents listed in 40 CFR, Part 257, Appendix III and permit-required state metals. Test methods included Inductively Coupled Plasma – Mass Spectrometry (US EPA Method 6020B), Determination of Inorganic Anions (US EPA Method 300.0), and Solids in Water (Standard Methods 2540C).

Data were reviewed in accordance with the US EPA Region 4 Data Validation Standard Operating Procedures for Contract Laboratory Program Inorganic Data by Inductively Coupled Plasma – Atomic Emission Spectroscopy and Inductively Coupled Plasma – Mass Spectroscopy (September 2011, Rev. 2.0)[1] and the National Functional Guidelines for Inorganic Superfund Methods Data Review (January 2017)[2]. The review included an assessment of the results for completeness, precision (laboratory duplicate recoveries and matrix spike/matrix spike duplicate recoveries), accuracy (laboratory control samples and matrix spike samples), and blank contamination (field, equipment, and laboratory blanks). Sample receipt conditions, holding times, and chains of custody were reviewed. If there was a discrepancy between the QC criteria in the guidelines and the QC criterion established in the analytical methodology, method-specific criteria or professional judgment were used.

DATA QUALITY OBJECTIVES

Laboratory Precision: Laboratory goals for precision were met, except for fluoride and sulfate from MCI-LF4-FD-04 (680-261611-1) and total dissolved solids (TDS) from MCI-GWC-11 (680-261611-7) as described in the qualifications section below.

Field Precision: Field goals for precision were met, except for sulfate from MCI-GWC-19 (680-261575-13) and chromium and nickel from MCI-GWC-9 (680-261611-5) as described in the qualifications section below.

Accuracy: Laboratory goals for accuracy were met, except for chloride and sulfate from MCI-GWA-14 (680-261575-8) and from MCI-LF4-FD-04 (680-261611-1) as described in the qualifications section below.

Detection Limits: Project goals for detection limits were met. Certain samples were diluted due to the concentration of target or non-target analyte interferences. Dilutions do not require qualifications based on US EPA guidelines. Reporting limits (RLs) of non-detect compounds are elevated proportional to the dilution when undiluted sample results were not provided by the laboratory. The data usability of diluted results was evaluated by the data user in the context of site-wide characterization.

Completeness: There were no rejected analytical results for this event, resulting in a completion of 100%.

Holding Times: Holding time requirements were met.

QUALIFICATIONS

In general, chemical results for the samples collected at the site were qualified on the basis of low precision or low accuracy or on the basis of professional judgment. The following definitions provide brief explanations of the qualifiers which may have been assigned to data by the laboratory during the validation process:

B: The analyte was positively identified above the method detection limit; however, the analyte was also detected in a method blank, field blank, and/or equipment blank.

J: The analyte was positively identified above the method detection limit; however, the associated numerical value is the approximate concentration of the analyte in the sample.

ND: The analyte was not detected above the method detection limit.

The data generated as part of this sampling event met the QC criteria established in the respective analytical methods and data validation guidelines except as specified below. The applied qualifications may not have been required for all samples collected at the site. A summary of sample qualifications can be found in Table 2 of this Appendix.

- Samples MCI-GWC-19 (680-261575-13) and MCI-LF4-FD-03 (680-261575-1) were qualified as estimated (J) for sulfate as the original field sample yielded a non-detect result to the method detection limit (MDL) but the duplicate sample has a detectable concentration above the RL.

- Sample MCI-GWA-14 (680-261575-8) was qualified as estimated (J) for chloride and sulfate as the associated matrix spike (MS) recoveries were outside QC criteria (125% and 121%, respectively, above the range of 80-120).

- Samples MCI-GWC-9 (680-261611-5) and MCI-LF4-FD-04 (680-261611-1) were qualified as estimated (J) for chromium and nickel as the field relative percent difference (RPD) calculations exceeded QC criteria (78.3%, and 42.4%, respectively, above the limit of 20).

- Sample MCI-LF4-FD-04 (680-261611-1) was qualified as estimated (J) for chloride and sulfate as the associated MS recoveries were outside QC criteria (79% and 79%, respectively, below the range of 80-120).

- Sample MCI-LF4-FD-04 (680-261611-1) was qualified as estimated (J) for fluoride and sulfate as the associated MS RPD calculations were outside QC criteria (21% and 27%, respectively, above the limit of 15).

- Sample MCI-GWC-11 (680-261611-7) was qualified as estimated (J) for TDS as the laboratory RPD calculation exceeded QC criteria (9%, above the limit of 5).

- Samples MCI-GWC-23 (680-261611-3) and MCI-GWC-12 (680-261611-8) were qualified as estimated (B) for chromium due to the analyte being detected at a similar concentration in an associated blank sample (MCI-LF4-EB-08).

Atlantic Coast Consulting, Inc. reviewed the laboratory data from McIntosh LF4 sampled between February 3, 2025 and February 5, 2025 in accordance with the analytical methods, the laboratory-specified QC criteria, and the guidelines. As described above, the results were acceptable for project use.

REFERENCES

[1]US EPA, September 2011, Region 4, Science and Ecosystem Support Division, Quality Assurance Section, MTSB, Data Validation Standard Operating Procedures for Contract Laboratory Program Inorganic Data by Inductively Coupled Plasma – Atomic Emission Spectroscopy and Inductively Coupled Plasma – Mass Spectroscopy, Revision 2.0

[2]US EPA, January 2017, National Office of Superfund Remediation and Technology Innovation, National Functional Guidelines for Inorganic Superfund Methods Data Review, Revision 0.0

TABLE 1

Sample Summary Table – February 2025

Georgia Power Company – McIntosh LF4

						Analyses		
SDG	Field Identification	Collection Date	Lab Identification	Matrix	QC Samples	Metals (6020B)	Anions (300.0)	TDS (SM 2540C)
261575-1	MCI-LF4-FD-03	02/04/25	680-261575-1	WG	FD (MCI-GWC-19)	X	X	X
261575-1	MCI-GWA-4A	02/03/25	680-261575-2	WG		X	X	X
261575-1	MCI-LF4-GWA-2	02/04/25	680-261575-3	WG		X	X	X
261575-1	MCI-GWA-3	02/04/25	680-261575-4	WG		X	X	X
261575-1	MCI-LF4-GWA-5	02/04/25	680-261575-5	WG		X	X	X
261575-1	MCI-GWC-10	02/04/25	680-261575-6	WG		X	X	X
261575-1	MCI-GWA-13	02/04/25	680-261575-7	WG		X	X	X
261575-1	MCI-GWA-14	02/04/25	680-261575-8	WG		X	X	X
261575-1	MCI-GWA-15	02/04/25	680-261575-9	WG		X	X	X
261575-1	MCI-GWA-16	02/04/25	680-261575-10	WG		X	X	X
261575-1	MCI-LF4-FB-05	02/04/25	680-261575-11	WQ	FB	X	X	X
261575-1	MCI-GWC-17	02/04/25	680-261575-12	WG		X	X	X
261575-1	MCI-GWC-19	02/04/25	680-261575-13	WG		X	X	X
261611-1	MCI-LF4-FD-04	02/05/25	680-261611-1	WG	FD (MCI-GWC-9)	X	X	X
261611-1	MCI-LF4-EB-07	02/05/25	680-261611-2	WQ	EB	X	X	X
261611-1	MCI-GWC-23	02/05/25	680-261611-3	WG		X	X	X
261611-1	MCI-GWC-18	02/05/25	680-261611-4	WG		X	X	X
261611-1	MCI-GWC-9	02/05/25	680-261611-5	WG		X	X	X
261611-1	MCI-GWC-20	02/05/25	680-261611-6	WG		X	X	X
261611-1	MCI-GWC-11	02/05/25	680-261611-7	WG		X	X	X
261611-1	MCI-GWC-12	02/05/25	680-261611-8	WG		X	X	X
261611-1	MCI-LF4-FB-06	02/05/25	680-261611-9	WQ	FB	X	X	X
261611-1	MCI-GWC-21	02/05/25	680-261611-10	WG		X	X	X
261611-1	MCI-LF4-EB-08	02/05/25	680-261611-11	WQ	EB	X	X	X
261611-1	MCI-LF4-GWC-1	02/05/25	680-261611-12	WG		X	X	X

Abbreviations:
EB – Equipment Blank
FB – Field Blank
FD – Field Duplicate
QC – Quality Control
SDG – Sample Delivery Group
TDS – Total Dissolved Solids
WG – Groundwater
WQ – Water Quality Control

TABLE 2

Qualifier Summary Table – February 2025

Georgia Power Company – McIntosh LF4

SDG	Field Identification	Constituent	New RL	New MDL or MDC	Qualifier	Reason
261575-1	MCI-GWC-19	Sulfate			J	RPD exceeds field goal
261575-1	MCI-LF4-FD-03	Sulfate			J	RPD exceeds field goal
261575-1	MCI-GWA-14	Chloride			J	MS outside QC criterion
261575-1	MCI-GWA-14	Sulfate			J	MS outside QC criterion
261611-1	MCI-GWC-9	Chromium			J	RPD exceeds field goal
261611-1	MCI-LF4-FD-04	Chromium			J	RPD exceeds field goal
261611-1	MCI-GWC-9	Nickel			J	RPD exceeds field goal
261611-1	MCI-LF4-FD-04	Nickel			J	RPD exceeds field goal
261611-1	MCI-GWC-23	Chromium			B	Blank detection
261611-1	MCI-GWC-12	Chromium			B	Blank detection
261611-1	MCI-LF-FD-04	Chloride			J	MS outside QC criterion
261611-1	MCI-LF-FD-04	Fluoride			J	RPD outside QC criterion
261611-1	MCI-LF-FD-04	Sulfate			J	MS & RPD outside QC criterion
261611-1	MCI-GWC-11	TDS			J	RPD exceeds lab goal

Abbreviations:
MDC – Minimum Detectable Concentration
MDL – Method Detection Limit
MS/MSD – Matrix Spike / Matrix Spike Duplicate
RL – Reporting Limit
RPD – Relative Percent Difference
SDG – Sample Delivery Group
TDS – Total Dissolved Solids

Qualifiers:
J – Estimated Result
ND – Non-Detect Result

LEVEL 2A LABORATORY DATA VALIDATIONS

McIntosh Landfill No. 4

Geochemical Parameters Event

February 2025

Georgia Power Company – McIntosh Landfill 4

Quality Control Review of Analytical Data – February 2025

This narrative presents results of the Quality Control (QC) data review performed on analytical data submitted by Eurofins Environment Testing America, Savannah for groundwater samples collected at McIntosh Landfill 4 (LF4) between February 3, 2025 and February 5, 2025. The chemical data were reviewed to identify quality issues which could affect the use of the data for decision-making purposes.

Information regarding the primary sample locations, analytical parameters, QC samples, sampling dates, and laboratory sample delivery group (SDG) designations is summarized in Table 1 of this Appendix.

The samples were analyzed for major ion constituents. Test methods included Inductively Coupled Plasma – Mass Spectrometry (US EPA Method 6020B) and Alkalinity in Water (Standard Methods 2320B).

Data were reviewed in accordance with the US EPA Region 4 Data Validation Standard Operating Procedures for Contract Laboratory Program Inorganic Data by Inductively Coupled Plasma – Atomic Emission Spectroscopy and Inductively Coupled Plasma – Mass Spectroscopy (September 2011, Rev. 2.0)[1] and the National Functional Guidelines for Inorganic Superfund Methods Data Review (January 2017)[2]. The review included an assessment of the results for completeness, precision (laboratory duplicate recoveries and matrix spike/matrix spike duplicate recoveries), accuracy (laboratory control samples and matrix spike samples), and blank contamination (laboratory blanks). Sample receipt conditions, holding times, and chains of custody were reviewed. If there was a discrepancy between the QC criteria in the guidelines and the QC criterion established in the analytical methodology, method-specific criteria or professional judgment were used.

DATA QUALITY OBJECTIVES

Laboratory Precision: Laboratory goals for precision were met, except for alkalinity on MCI-LF4-GWA-5 (680-261575-5) as described in the qualifications section below.

Field Precision: Field goals for precision were not applicable to this sampling event.

Accuracy: Laboratory goals for accuracy were met.

Detection Limits: Project goals for detection limits were met.

Completeness: There were no rejected analytical results for this event, resulting in a completion of 100%.

Holding Times: Holding time requirements were met.

QUALIFICATIONS

In general, chemical results for the samples collected at the site were qualified on the basis of low precision or low accuracy or on the basis of professional judgment. The following definitions provide brief explanations of the qualifiers which may have been assigned to data by the laboratory during the validation process:

J: The analyte was positively identified above the method detection limit; however, the associated numerical value is the approximate concentration of the analyte in the sample.

ND: The analyte was not detected above the method detection limit.

The data generated as part of this sampling event met the QC criteria established in the respective analytical methods and data validation guidelines except as specified below. The applied qualifications may not have been required for all samples collected at the site. A summary of sample qualifications can be found in Table 2 of this Appendix.

- Sample MCI-LF4-GWA-5 (680-261575-5) was qualified as estimated (J) for alkalinity as the laboratory relative percent difference (RPD) exceeded QC criteria (118%, above the limit of 30).

Atlantic Coast Consulting, Inc. reviewed the laboratory data from McIntosh LF4 sampled between February 3, 2025 and February 5, 2025 in accordance with the analytical methods, the laboratory-specified QC criteria, and the guidelines. As described above, the results were acceptable for project use.

REFERENCES

[1]US EPA, September 2011, Region 4, Science and Ecosystem Support Division, Quality Assurance Section, MTSB, Data Validation Standard Operating Procedures for Contract Laboratory Program Inorganic Data by Inductively Coupled Plasma – Atomic Emission Spectroscopy and Inductively Coupled Plasma – Mass Spectroscopy, Revision 2.0

[2]US EPA, January 2017, National Office of Superfund Remediation and Technology Innovation, National Functional Guidelines for Inorganic Superfund Methods Data Review, Revision 0.0

TABLE 1

Georgia Power Company – McIntosh LF4

Sample Summary Table – February 2025

						Analyses	
SDG	Field Identification	Collection Date	Lab Identification	Matrix	QC Samples	Metals (6020B)	Alkalinity (SM 2320B)
261575-2	MCI-GWA-4A	02/03/25	680-261575-2	WG		X	X
261575-2	MCI-LF4-GWA-2	02/04/25	680-261575-3	WG		X	X
261575-2	MCI-GWA-3	02/04/25	680-261575-4	WG		X	X
261575-2	MCI-LF4-GWA-5	02/04/25	680-261575-5	WG		X	X
261575-2	MCI-GWC-10	02/04/25	680-261575-6	WG		X	X
261575-2	MCI-GWA-13	02/04/25	680-261575-7	WG		X	X
261575-2	MCI-GWA-14	02/04/25	680-261575-8	WG		X	X
261575-2	MCI-GWA-15	02/04/25	680-261575-9	WG		X	X
261575-2	MCI-GWA-16	02/04/25	680-261575-10	WG		X	X
261575-2	MCI-GWC-17	02/04/25	680-261575-12	WG		X	X
261575-2	MCI-GWC-19	02/04/25	680-261575-13	WG		X	X
261611-2	MCI-GWC-23	02/05/25	680-261575-3	WG		X	X
261611-2	MCI-GWC-18	02/05/25	680-261575-4	WG		X	X
261611-2	MCI-GWC-9	02/05/25	680-261575-5	WG		X	X
261611-2	MCI-GWC-20	02/05/25	680-261575-6	WG		X	X
261611-2	MCI-GWC-11	02/05/25	680-261575-7	WG		X	X
261611-2	MCI-GWC-12	02/05/25	680-261575-8	WG		X	X
261611-2	MCI-GWC-21	02/05/25	680-261575-10	WG		X	X
261611-2	MCI-LF4-GWC-1	02/05/25	680-261575-12	WG		X	X

Abbreviations:
QC – Quality Control
SDG – Sample Delivery Group
WG – Groundwater

TABLE 2

Georgia Power Company – McIntosh LF4

Qualifier Summary Table – February 2025

SDG	Field Identification	Constituent	New RL	New MDL or MDC	Qualifier	Reason
261575-2	MCI-LF4-GWA-5	Alkalinity			J	RPD exceeds lab goal

Abbreviations:
MDC – Minimum Detectable Concentration
MDL – Method Detection Limit
RL – Reporting Limit
RPD – Relative Percent Difference
SDG – Sample Delivery Group

Qualifiers:
J – Estimated Result

Low-Flow Test Report:

Test Date / Time: 2/5/2025 2:30:19 PM
Project: Plant McIntosh LF4
Operator Name: Hunter Auld

Location Name: GWC-1 **Well Diameter: 2 in** **Casing Type: PVC** **Screen Length: 10 ft** **Top of Screen: 18.29 ft** **Total Depth: 28.29 ft** **Initial Depth to Water: 14.91 ft**	**Pump Type: Peristaltic Pump** **Tubing Type: Poly** **Tubing Inner Diameter: 0.17 in** **Pump Intake From TOC: 23 ft** **Estimated Total Volume Pumped: 8 liter** **Flow Cell Volume: 90 ml** **Final Flow Rate: 200 ml/min** **Final Draw Down: 3.5 in**	**Instrument Used: Aqua TROLL 400** **Serial Number: 966105**

Test Notes:
Sample time 1510. Partly cloudy 78 degrees.

Low-Flow Readings:

Date Time	Elapsed Time	pH	Temperature	Specific Conductivity	RDO Concentration	Turbidity	ORP	Depth to Water	Flow
		+/- 0.1	+/- 3	+/- 5 %	+/- 10 %	+/- 10	+/- 25	+/- 0.3	
2/5/2025 2:30 PM	00:00	5.19 pH	22.62 °C	36.65 µS/cm	3.29 mg/L	2.86 NTU	122.3 mV	14.91 ft	200.00 ml/min
2/5/2025 2:35 PM	05:00	5.16 pH	21.05 °C	37.08 µS/cm	2.93 mg/L	2.73 NTU	105.4 mV	15.20 ft	200.00 ml/min
2/5/2025 2:40 PM	10:00	5.17 pH	20.97 °C	37.11 µS/cm	2.86 mg/L	2.57 NTU	104.2 mV	15.20 ft	200.00 ml/min
2/5/2025 2:45 PM	15:00	5.16 pH	20.90 °C	37.06 µS/cm	2.86 mg/L	2.34 NTU	137.1 mV	15.20 ft	200.00 ml/min
2/5/2025 2:50 PM	20:00	5.17 pH	20.92 °C	36.95 µS/cm	2.85 mg/L	2.30 NTU	100.2 mV	15.20 ft	200.00 ml/min
2/5/2025 2:55 PM	25:00	5.16 pH	20.97 °C	36.68 µS/cm	2.87 mg/L	2.20 NTU	135.3 mV	15.20 ft	200.00 ml/min
2/5/2025 3:00 PM	30:00	5.16 pH	20.84 °C	36.41 µS/cm	2.88 mg/L	2.20 NTU	101.6 mV	15.20 ft	200.00 ml/min
2/5/2025 3:05 PM	35:00	5.16 pH	20.90 °C	36.25 µS/cm	2.88 mg/L	2.20 NTU	100.4 mV	15.20 ft	200.00 ml/min
2/5/2025 3:10 PM	40:00	5.14 pH	20.84 °C	36.08 µS/cm	2.91 mg/L	2.30 NTU	101.3 mV	15.20 ft	200.00 ml/min

Samples

Sample ID:	Description:

Low-Flow Test Report:

Test Date / Time: 2/4/2025 11:43:10 AM
Project: Plant McIntosh LF4
Operator Name: Hunter Auld

Location Name: GWA-2 **Well Diameter: 2 in** **Casing Type: PVC** **Screen Length: 10 ft** **Top of Screen: 18.47 ft** **Total Depth: 28.47 ft** **Initial Depth to Water: 16.63 ft**	**Pump Type: Peristaltic Pump** **Tubing Type: Poly** **Tubing Inner Diameter: 0.17 in** **Pump Intake From TOC: 23.4 ft** **Estimated Total Volume Pumped: 9.1 liter** **Flow Cell Volume: 90 ml** **Final Flow Rate: 250 ml/min** **Final Draw Down: 2 in**	**Instrument Used: Aqua TROLL 400** **Serial Number: 966105**

Test Notes:
Sampled at 1223. Clear, 74 degrees.

Low-Flow Readings:

Date Time	Elapsed Time	pH	Temperature	Specific Conductivity	RDO Concentration	Turbidity	ORP	Depth to Water	Flow
		+/- 0.1	+/- 3	+/- 5 %	+/- 10 %	+/- 10	+/- 25	+/- 0.3	
2/4/2025 11:43 AM	00:00	4.89 pH	25.59 °C	32.91 µS/cm	6.69 mg/L	5.00 NTU	172.0 mV	16.63 ft	160.00 ml/min
2/4/2025 11:48 AM	05:00	4.80 pH	21.47 °C	34.98 µS/cm	6.68 mg/L	1.50 NTU	129.4 mV	16.70 ft	160.00 ml/min
2/4/2025 11:53 AM	10:00	4.79 pH	21.15 °C	35.11 µS/cm	6.72 mg/L	1.70 NTU	119.4 mV	16.70 ft	250.00 ml/min
2/4/2025 11:58 AM	15:00	4.80 pH	21.19 °C	34.77 µS/cm	6.65 mg/L	1.40 NTU	116.7 mV	16.70 ft	250.00 ml/min
2/4/2025 12:03 PM	20:00	4.80 pH	21.01 °C	34.90 µS/cm	6.37 mg/L	1.00 NTU	110.8 mV	16.70 ft	250.00 ml/min
2/4/2025 12:08 PM	25:00	4.81 pH	20.85 °C	34.52 µS/cm	7.25 mg/L	0.91 NTU	114.3 mV	16.70 ft	250.00 ml/min
2/4/2025 12:13 PM	30:00	4.79 pH	20.92 °C	34.72 µS/cm	6.12 mg/L	1.00 NTU	110.1 mV	16.70 ft	250.00 ml/min
2/4/2025 12:18 PM	35:00	4.79 pH	21.01 °C	34.61 µS/cm	6.06 mg/L	0.61 NTU	114.9 mV	16.80 ft	250.00 ml/min
2/4/2025 12:23 PM	40:00	4.81 pH	20.90 °C	33.78 µS/cm	6.03 mg/L	0.52 NTU	114.5 mV	16.80 ft	250.00 ml/min

Samples

Sample ID:	Description:

Low-Flow Test Report:

Test Date / Time: 2/4/2025 10:36:20 AM
Project: Plant McIntosh LF4
Operator Name: Hunter Auld

Location Name: GWA-3 **Well Diameter: 2 in** **Casing Type: PVC** **Screen Length: 10 ft** **Top of Screen: 28.31 ft** **Total Depth: 38.31 ft** **Initial Depth to Water: 21.6 ft**	**Pump Type: Peristaltic Pump** **Tubing Type: Poly** **Tubing Inner Diameter: 0.17 in** **Pump Intake From TOC: 33 ft** **Estimated Total Volume Pumped: 2.7 liter** **Flow Cell Volume: 90 ml** **Final Flow Rate: 80 ml/min** **Final Draw Down: 36 in**	**Instrument Used: Aqua TROLL 400** **Serial Number: 966105**

Test Notes:
Sampled at 1106. Clear, 70 degrees.

Low-Flow Readings:

Date Time	Elapsed Time	pH	Temperature	Specific Conductivity	RDO Concentration	Turbidity	ORP	Depth to Water	Flow
		+/- 0.1	+/- 3	+/- 5 %	+/- 10 %	+/- 10	+/- 25	+/- 0.3	
2/4/2025 10:36 AM	00:00	5.14 pH	22.19 °C	22.22 µS/cm	7.33 mg/L	2.10 NTU	161.6 mV	21.60 ft	90.00 ml/min
2/4/2025 10:41 AM	05:00	5.08 pH	21.81 °C	22.37 µS/cm	6.51 mg/L	1.50 NTU	179.3 mV	22.60 ft	90.00 ml/min
2/4/2025 10:46 AM	10:00	5.07 pH	22.17 °C	22.28 µS/cm	6.31 mg/L	1.60 NTU	116.6 mV	23.30 ft	100.00 ml/min
2/4/2025 10:51 AM	15:00	5.07 pH	22.42 °C	22.22 µS/cm	6.38 mg/L	0.32 NTU	162.7 mV	23.80 ft	100.00 ml/min
2/4/2025 10:56 AM	20:00	5.06 pH	22.52 °C	22.13 µS/cm	6.20 mg/L	0.35 NTU	164.2 mV	24.40 ft	80.00 ml/min
2/4/2025 11:01 AM	25:00	5.07 pH	22.53 °C	22.17 µS/cm	6.33 mg/L	0.27 NTU	163.5 mV	24.50 ft	80.00 ml/min
2/4/2025 11:06 AM	30:00	5.07 pH	22.74 °C	22.19 µS/cm	6.25 mg/L	0.32 NTU	115.6 mV	24.60 ft	80.00 ml/min

Samples

Sample ID:	Description:

Created using VuSitu from In-Situ, Inc.

Low-Flow Test Report:

Test Date / Time: 2/3/2025 3:50:19 PM
Project: Plant McIntosh LF4
Operator Name: J. Berisford

Location Name: GWA-4A **Well Diameter: 2 in** **Casing Type: PVC** **Screen Length: 10 ft** **Top of Screen: 29 ft** **Total Depth: 39 ft** **Initial Depth to Water: 25.93 ft**	**Pump Type: Peristaltic Pump** **Tubing Type: Poly** **Tubing Inner Diameter: 0.17 in** **Pump Intake From TOC: 34 ft** **Estimated Total Volume Pumped: 4.5 liter** **Flow Cell Volume: 90 ml** **Final Flow Rate: 150 ml/min** **Final Draw Down: 6.8 in**	**Instrument Used: Aqua TROLL 400** **Serial Number: 989619**

Test Notes:
Sunny, sample time-1620

Low-Flow Readings:

Date Time	Elapsed Time	pH	Temperature	Specific Conductivity	RDO Concentration	Turbidity	ORP	Depth to Water	Flow
		+/- 0.1	+/- 3	+/- 5 %	+/- 10 %	+/- 10	+/- 25	+/- 0.5	
2/3/2025 3:50 PM	00:00	7.88 pH	29.26 °C	1.18 µS/cm	7.57 mg/L	2.56 NTU	41.5 mV	25.93 ft	150.00 ml/min
2/3/2025 3:55 PM	05:00	5.21 pH	22.84 °C	27.54 µS/cm	5.57 mg/L	1.89 NTU	168.5 mV	26.20 ft	150.00 ml/min
2/3/2025 4:00 PM	10:00	5.00 pH	22.82 °C	24.11 µS/cm	5.94 mg/L	1.12 NTU	155.2 mV	26.40 ft	150.00 ml/min
2/3/2025 4:05 PM	15:00	4.97 pH	22.93 °C	23.19 µS/cm	5.93 mg/L	0.93 NTU	145.5 mV	26.40 ft	150.00 ml/min
2/3/2025 4:10 PM	20:00	4.96 pH	22.28 °C	23.14 µS/cm	5.98 mg/L	0.78 NTU	139.6 mV	26.50 ft	150.00 ml/min
2/3/2025 4:15 PM	25:00	4.97 pH	21.78 °C	23.05 µS/cm	5.51 mg/L	0.47 NTU	182.3 mV	26.50 ft	150.00 ml/min
2/3/2025 4:20 PM	30:00	4.97 pH	22.08 °C	22.55 µS/cm	5.96 mg/L	0.39 NTU	135.7 mV	26.50 ft	150.00 ml/min

Samples

Sample ID:	Description:

Low-Flow Test Report:

Test Date / Time: 2/4/2025 9:16:03 AM
Project: Plant McIntosh LF4
Operator Name: J. Berisford

Location Name: GWA-5 **Well Diameter: 2 in** **Casing Type: PVC** **Screen Length: 10 ft** **Top of Screen: 31.71 ft** **Total Depth: 41.71 ft** **Initial Depth to Water: 24.97 ft**	**Pump Type: Peristaltic Pump** **Tubing Type: Poly** **Tubing Inner Diameter: 0.17 in** **Pump Intake From TOC: 37 ft** **Estimated Total Volume Pumped: 6 liter** **Flow Cell Volume: 90 ml** **Final Flow Rate: 200 ml/min** **Final Draw Down: 3 in**	**Instrument Used: Aqua TROLL 400** **Serial Number: 989619**

Test Notes:
Sunny, sample time-0946

Low-Flow Readings:

Date Time	Elapsed Time	pH	Temperature	Specific Conductivity	RDO Concentration	Turbidity	ORP	Depth to Water	Flow
		+/- 0.1	+/- 3	+/- 5 %	+/- 10 %	+/- 10	+/- 25	+/- 0.5	
2/4/2025 9:16 AM	00:00	8.45 pH	17.37 °C	1.58 µS/cm	9.60 mg/L	0.76 NTU	40.2 mV	24.97 ft	200.00 ml/min
2/4/2025 9:21 AM	05:00	5.54 pH	17.51 °C	26.38 µS/cm	4.54 mg/L	0.98 NTU	177.3 mV	25.10 ft	200.00 ml/min
2/4/2025 9:26 AM	10:00	5.25 pH	18.77 °C	23.90 µS/cm	4.27 mg/L	1.06 NTU	116.5 mV	25.20 ft	200.00 ml/min
2/4/2025 9:31 AM	15:00	5.23 pH	18.83 °C	23.54 µS/cm	4.30 mg/L	0.84 NTU	106.2 mV	25.20 ft	200.00 ml/min
2/4/2025 9:36 AM	20:00	5.21 pH	18.79 °C	23.27 µS/cm	4.32 mg/L	0.77 NTU	102.8 mV	25.20 ft	200.00 ml/min
2/4/2025 9:41 AM	25:00	5.18 pH	19.05 °C	22.75 µS/cm	4.38 mg/L	0.72 NTU	100.7 mV	25.20 ft	200.00 ml/min
2/4/2025 9:46 AM	30:00	5.15 pH	18.89 °C	22.52 µS/cm	4.44 mg/L	0.67 NTU	100.5 mV	25.20 ft	200.00 ml/min

Samples

Sample ID:	Description:

Created using VuSitu from In-Situ, Inc.

Low-Flow Test Report:

Test Date / Time: 2/5/2025 10:54:19 AM
Project: Plant McIntosh LF4
Operator Name: Hunter Auld

Location Name: GWC-9 **Well Diameter: 2 in** **Casing Type: PVC** **Screen Length: 10 ft** **Top of Screen: 28.05 ft** **Total Depth: 38.05 ft** **Initial Depth to Water: 29.55 ft**	**Pump Type: Peristaltic Pump** **Tubing Type: Poly** **Tubing Inner Diameter: 0.17 in** **Pump Intake From TOC: 33 ft** **Estimated Total Volume Pumped: 16500 ml** **Flow Cell Volume: 90 ml** **Final Flow Rate: 300 ml/min** **Final Draw Down: 0.45 in**	**Instrument Used: Aqua TROLL 400** **Serial Number: 966105**

Test Notes:
Sample time 1149, clear 72 degrees. FD-04 filled here.

Low-Flow Readings:

Date Time	Elapsed Time	pH	Temperature	Specific Conductivity	RDO Concentration	Turbidity	ORP	Depth to Water	Flow
		+/- 0.1	+/- 3	+/- 5 %	+/- 10 %	+/- 10	+/- 25	+/- 0.3	
2/5/2025 10:54 AM	00:00	5.68 pH	21.82 °C	48.16 µS/cm	8.62 mg/L	5.00 NTU	123.6 mV	29.55 ft	300.00 ml/min
2/5/2025 10:59 AM	05:00	5.28 pH	21.84 °C	46.78 µS/cm	6.28 mg/L	0.91 NTU	149.4 mV	29.90 ft	300.00 ml/min
2/5/2025 11:04 AM	10:00	5.31 pH	21.86 °C	47.58 µS/cm	6.19 mg/L	1.65 NTU	108.9 mV	30.00 ft	300.00 ml/min
2/5/2025 11:09 AM	15:00	5.34 pH	21.95 °C	48.03 µS/cm	6.01 mg/L	2.10 NTU	107.5 mV	30.00 ft	300.00 ml/min
2/5/2025 11:14 AM	20:00	5.36 pH	22.00 °C	47.92 µS/cm	5.87 mg/L	2.20 NTU	102.0 mV	30.00 ft	300.00 ml/min
2/5/2025 11:19 AM	25:00	5.36 pH	22.04 °C	48.43 µS/cm	5.87 mg/L	2.20 NTU	102.6 mV	30.00 ft	300.00 ml/min
2/5/2025 11:24 AM	30:00	5.34 pH	22.01 °C	47.69 µS/cm	5.85 mg/L	1.70 NTU	103.5 mV	30.00 ft	300.00 ml/min
2/5/2025 11:29 AM	35:00	5.36 pH	22.03 °C	48.92 µS/cm	5.85 mg/L	1.00 NTU	107.7 mV	30.00 ft	300.00 ml/min
2/5/2025 11:34 AM	40:00	5.36 pH	22.12 °C	48.87 µS/cm	5.92 mg/L	0.47 NTU	107.1 mV	30.00 ft	300.00 ml/min
2/5/2025 11:39 AM	45:00	5.38 pH	22.13 °C	49.01 µS/cm	5.95 mg/L	0.39 NTU	107.9 mV	30.00 ft	300.00 ml/min
2/5/2025 11:44 AM	50:00	5.39 pH	22.16 °C	49.43 µS/cm	5.95 mg/L	0.40 NTU	145.8 mV	30.00 ft	300.00 ml/min
2/5/2025 11:49 AM	55:00	5.38 pH	22.17 °C	48.89 µS/cm	5.96 mg/L	0.27 NTU	109.5 mV	30.00 ft	300.00 ml/min

Samples

Sample ID:	Description:

Low-Flow Test Report:

Test Date / Time: 2/4/2025 3:02:56 PM
Project: Plant McIntosh LF4
Operator Name: Hunter Auld

Location Name: GWC-10 **Well Diameter: 2 in** **Casing Type: PVC** **Screen Length: 10 ft** **Top of Screen: 23.16 ft** **Total Depth: 33.16 ft** **Initial Depth to Water: 24.86 ft**	**Pump Type: Peristaltic Pump** **Tubing Type: Poly** **Tubing Inner Diameter: 0.17 in** **Pump Intake From TOC: 28 ft** **Estimated Total Volume Pumped: 16.5 liter** **Flow Cell Volume: 90 ml** **Final Flow Rate: 300 ml/min** **Final Draw Down: 1.7 in**	**Instrument Used: Aqua TROLL 400** **Serial Number: 966105**

Test Notes:
Sample time 1558. Clear 79 degrees. MCI-LF4-FB-05 here at 1515.

Low-Flow Readings:

Date Time	Elapsed Time	pH	Temperature	Specific Conductivity	RDO Concentration	Turbidity	ORP	Depth to Water	Flow
		+/- 0.1	+/- 3	+/- 5 %	+/- 10 %	+/- 10	+/- 25	+/- 0.3	
2/4/2025 3:02 PM	00:00	6.93 pH	25.87 °C	253.90 µS/cm	3.08 mg/L	4.14 NTU	-16.5 mV	24.86 ft	300.00 ml/min
2/4/2025 3:07 PM	05:00	7.06 pH	23.25 °C	236.47 µS/cm	3.08 mg/L	0.95 NTU	9.5 mV	25.00 ft	300.00 ml/min
2/4/2025 3:12 PM	10:00	7.00 pH	23.13 °C	225.52 µS/cm	3.03 mg/L	0.85 NTU	20.3 mV	25.00 ft	300.00 ml/min
2/4/2025 3:17 PM	15:00	6.96 pH	23.15 °C	219.87 µS/cm	2.98 mg/L	0.57 NTU	26.7 mV	25.00 ft	300.00 ml/min
2/4/2025 3:22 PM	20:00	6.92 pH	23.11 °C	213.07 µS/cm	3.13 mg/L	0.54 NTU	31.4 mV	25.00 ft	300.00 ml/min
2/4/2025 3:27 PM	25:00	6.87 pH	22.98 °C	206.72 µS/cm	2.80 mg/L	0.50 NTU	35.9 mV	25.00 ft	300.00 ml/min
2/4/2025 3:32 PM	30:00	6.85 pH	22.93 °C	202.03 µS/cm	2.74 mg/L	0.43 NTU	38.7 mV	25.00 ft	300.00 ml/min
2/4/2025 3:37 PM	35:00	6.82 pH	22.82 °C	197.07 µS/cm	2.62 mg/L	0.45 NTU	40.6 mV	25.00 ft	300.00 ml/min
2/4/2025 3:42 PM	40:00	6.76 pH	22.89 °C	191.40 µS/cm	2.52 mg/L	0.41 NTU	42.6 mV	25.00 ft	300.00 ml/min
2/4/2025 3:47 PM	45:00	6.72 pH	22.95 °C	188.90 µS/cm	2.39 mg/L	0.35 NTU	50.3 mV	25.00 ft	300.00 ml/min
2/4/2025 3:52 PM	50:00	6.70 pH	22.84 °C	187.95 µS/cm	2.30 mg/L	0.53 NTU	44.3 mV	25.00 ft	300.00 ml/min
2/4/2025 3:57 PM	55:00	6.68 pH	22.71 °C	183.33 µS/cm	2.29 mg/L	0.38 NTU	46.4 mV	25.00 ft	300.00 ml/min

Samples

Sample ID:	Description:

Low-Flow Test Report:

Test Date / Time: 2/5/2025 12:30:13 PM
Project: Plant McIntosh LF4
Operator Name: Hunter Auld

Location Name: GWC-11 **Well Diameter: 2 in** **Casing Type: PVC** **Screen Length: 10 ft** **Top of Screen: 33.22 ft** **Total Depth: 43.22 ft** **Initial Depth to Water: 33.32 ft**	**Pump Type: Portable Bladder Pump** **Tubing Type: Poly** **Tubing Inner Diameter: 0.17 in** **Pump Intake From TOC: 38 ft** **Estimated Total Volume Pumped: 19.25 liter** **Flow Cell Volume: 90 ml** **Final Flow Rate: 275 ml/min** **Final Draw Down: 1 in**	**Instrument Used: Aqua TROLL 400** **Serial Number: 966105**

Test Notes:
Sample time 1340. Partly cloudy 77 degrees.

Low-Flow Readings:

Date Time	Elapsed Time	pH	Temperature	Specific Conductivity	RDO Concentration	Turbidity	ORP	Depth to Water	Flow
		+/- 0.1	+/- 3	+/- 5 %	+/- 10 %	+/- 10	+/- 25	+/- 0.3	
2/5/2025 12:30 PM	00:00	6.58 pH	24.13 °C	161.32 µS/cm	4.43 mg/L	5.00 NTU	29.4 mV	33.32 ft	275.00 ml/min
2/5/2025 12:35 PM	05:00	6.90 pH	21.82 °C	130.17 µS/cm	2.17 mg/L	12.30 NTU	10.8 mV	33.40 ft	275.00 ml/min
2/5/2025 12:40 PM	10:00	6.73 pH	21.56 °C	120.63 µS/cm	2.30 mg/L	8.10 NTU	43.0 mV	33.40 ft	275.00 ml/min
2/5/2025 12:45 PM	15:00	6.73 pH	21.51 °C	121.50 µS/cm	2.08 mg/L	3.80 NTU	48.5 mV	33.40 ft	275.00 ml/min
2/5/2025 12:50 PM	20:00	6.72 pH	21.48 °C	119.64 µS/cm	2.02 mg/L	2.70 NTU	55.1 mV	33.40 ft	275.00 ml/min
2/5/2025 12:55 PM	25:00	6.69 pH	21.54 °C	115.42 µS/cm	2.03 mg/L	2.10 NTU	51.5 mV	33.40 ft	275.00 ml/min
2/5/2025 1:00 PM	30:00	6.65 pH	21.51 °C	109.81 µS/cm	2.14 mg/L	1.60 NTU	52.4 mV	33.40 ft	275.00 ml/min
2/5/2025 1:05 PM	35:00	6.60 pH	21.53 °C	105.20 µS/cm	2.25 mg/L	1.30 NTU	53.9 mV	33.40 ft	275.00 ml/min
2/5/2025 1:10 PM	40:00	6.55 pH	21.50 °C	99.93 µS/cm	2.35 mg/L	1.10 NTU	63.3 mV	33.40 ft	275.00 ml/min
2/5/2025 1:15 PM	45:00	6.51 pH	21.53 °C	95.52 µS/cm	2.46 mg/L	0.90 NTU	56.8 mV	33.40 ft	275.00 ml/min
2/5/2025 1:20 PM	50:00	6.47 pH	21.46 °C	93.30 µS/cm	2.57 mg/L	1.00 NTU	57.3 mV	33.40 ft	275.00 ml/min
2/5/2025 1:25 PM	55:00	6.44 pH	21.46 °C	90.39 µS/cm	2.67 mg/L	0.97 NTU	58.7 mV	33.40 ft	275.00 ml/min
2/5/2025 1:30 PM	01:00:00	6.41 pH	21.41 °C	88.62 µS/cm	2.72 mg/L	0.67 NTU	68.7 mV	33.40 ft	275.00 ml/min
2/5/2025 1:35 PM	01:05:00	6.40 pH	21.53 °C	87.41 µS/cm	2.80 mg/L	0.59 NTU	60.0 mV	33.40 ft	275.00 ml/min
2/5/2025 1:40 PM	01:10:00	6.39 pH	21.51 °C	86.47 µS/cm	2.83 mg/L	0.52 NTU	69.4 mV	33.40 ft	275.00 ml/min

Low-Flow Test Report:

Test Date / Time: 2/5/2025 1:20:23 PM
Project: Plant McIntosh LF4
Operator Name: J. May

Location Name: GWC-12 **Well Diameter: 2 in** **Casing Type: PVC** **Screen Length: 10 ft** **Top of Screen: 31.1 ft** **Total Depth: 41.1 ft** **Initial Depth to Water: 27.03 ft**	**Pump Type: Peristaltic Pump** **Tubing Type: Poly** **Tubing Inner Diameter: 0.17 in** **Pump Intake From TOC: 36 ft** **Estimated Total Volume Pumped: 4.5 liter** **Flow Cell Volume: 130 ml** **Final Flow Rate: 180 ml/min** **Final Draw Down: 3.24 in**	**Instrument Used: Aqua TROLL 500** **Serial Number: 1183949**

Test Notes:
Sample Time: 1345

Sunny, 70s

Low-Flow Readings:

Date Time	Elapsed Time	pH	Temperature	Specific Conductivity	RDO Concentration	Turbidity	ORP	Depth to Water	Flow
		+/- 0.1	+/- 3	+/- 5 %	+/- 10 %	+/- 10	+/- 25	+/- 0.3	
2/5/2025 1:20 PM	00:00	5.75 pH	23.65 °C	26.45 µS/cm	5.70 mg/L	4.94 NTU	150.3 mV	27.03 ft	180.00 ml/min
2/5/2025 1:25 PM	05:00	5.78 pH	22.69 °C	23.95 µS/cm	5.44 mg/L	2.40 NTU	200.0 mV	27.30 ft	180.00 ml/min
2/5/2025 1:30 PM	10:00	5.81 pH	22.55 °C	23.82 µS/cm	5.34 mg/L	1.86 NTU	219.0 mV	27.30 ft	180.00 ml/min
2/5/2025 1:35 PM	15:00	5.77 pH	22.83 °C	23.64 µS/cm	5.37 mg/L	0.99 NTU	231.6 mV	27.30 ft	180.00 ml/min
2/5/2025 1:40 PM	20:00	5.72 pH	22.77 °C	23.58 µS/cm	5.34 mg/L	0.86 NTU	242.0 mV	27.30 ft	180.00 ml/min
2/5/2025 1:45 PM	25:00	5.71 pH	22.68 °C	23.57 µS/cm	5.28 mg/L	0.77 NTU	248.9 mV	27.30 ft	180.00 ml/min

Samples

Sample ID:	Description:

Low-Flow Test Report:

Test Date / Time: 2/4/2025 10:20:31 AM
Project: Plant McIntosh LF4
Operator Name: J. Berisford

Location Name: GWA-13 **Well Diameter: 2 in** **Casing Type: PVC** **Screen Length: 10 ft** **Top of Screen: 30.11 ft** **Total Depth: 40.11 ft** **Initial Depth to Water: 25.56 ft**	**Pump Type: Peristaltic Pump** **Tubing Type: Poly** **Tubing Inner Diameter: 0.17 in** **Pump Intake From TOC: 35 ft** **Estimated Total Volume Pumped: 9.6 liter** **Flow Cell Volume: 90 ml** **Final Flow Rate: 275 ml/min** **Final Draw Down: 3 in**	**Instrument Used: Aqua TROLL 400** **Serial Number: 989619**

Test Notes:
Sunny, sample time-1055

Low-Flow Readings:

Date Time	Elapsed Time	pH	Temperature	Specific Conductivity	RDO Concentration	Turbidity	ORP	Depth to Water	Flow
		+/- 0.1	+/- 3	+/- 5 %	+/- 10 %	+/- 10	+/- 25	+/- 0.5	
2/4/2025 10:20 AM	00:00	5.14 pH	20.51 °C	17.08 µS/cm	6.94 mg/L	0.96 NTU	148.8 mV	25.56 ft	275.00 ml/min
2/4/2025 10:25 AM	05:00	5.01 pH	20.12 °C	15.84 µS/cm	6.96 mg/L	0.89 NTU	106.1 mV	25.70 ft	275.00 ml/min
2/4/2025 10:30 AM	10:00	5.00 pH	19.72 °C	15.90 µS/cm	7.01 mg/L	1.01 NTU	102.7 mV	25.80 ft	275.00 ml/min
2/4/2025 10:35 AM	15:00	4.99 pH	19.55 °C	16.03 µS/cm	7.03 mg/L	0.94 NTU	142.9 mV	25.80 ft	275.00 ml/min
2/4/2025 10:40 AM	20:00	4.98 pH	19.70 °C	16.24 µS/cm	7.14 mg/L	0.62 NTU	104.3 mV	25.80 ft	275.00 ml/min
2/4/2025 10:45 AM	25:00	4.91 pH	19.73 °C	17.32 µS/cm	6.80 mg/L	0.48 NTU	104.5 mV	25.80 ft	275.00 ml/min
2/4/2025 10:50 AM	30:00	4.89 pH	19.79 °C	18.01 µS/cm	6.72 mg/L	0.39 NTU	104.5 mV	25.80 ft	275.00 ml/min
2/4/2025 10:55 AM	35:00	4.87 pH	19.92 °C	18.20 µS/cm	6.50 mg/L	0.32 NTU	104.8 mV	25.80 ft	275.00 ml/min

Samples

Sample ID:	Description:

Low-Flow Test Report:

Test Date / Time: 2/4/2025 9:30:14 AM
Project: Plant McIntosh LF4
Operator Name: Hunter Auld

Location Name: GWA-14 **Well Diameter: 2 in** **Casing Type: PVC** **Screen Length: 10 ft** **Top of Screen: 39.9 ft** **Total Depth: 49.9 ft** **Initial Depth to Water: 26.57 ft**	**Pump Type: Peristaltic Pump** **Tubing Type: Poly** **Tubing Inner Diameter: 0.17 in** **Pump Intake From TOC: 45 ft** **Estimated Total Volume Pumped: 3 liter** **Flow Cell Volume: 90 ml** **Final Flow Rate: 120 ml/min** **Final Draw Down: 8.8 in**	**Instrument Used: Aqua TROLL 400** **Serial Number: 966105**

Test Notes:
Sample time 0955. Clear 62 degrees.

Low-Flow Readings:

Date Time	Elapsed Time	pH	Temperature	Specific Conductivity	RDO Concentration	Turbidity	ORP	Depth to Water	Flow
		+/- 0.1	+/- 3	+/- 5 %	+/- 10 %	+/- 10	+/- 25	+/- 0.3	
2/4/2025 9:30 AM	00:00	7.33 pH	17.82 °C	33.29 µS/cm	8.24 mg/L	5.00 NTU	177.9 mV	26.57 ft	120.00 ml/min
2/4/2025 9:35 AM	05:00	5.31 pH	19.88 °C	23.54 µS/cm	7.31 mg/L	1.80 NTU	140.8 mV	26.80 ft	120.00 ml/min
2/4/2025 9:40 AM	10:00	5.28 pH	20.21 °C	23.40 µS/cm	7.25 mg/L	1.20 NTU	139.0 mV	27.20 ft	120.00 ml/min
2/4/2025 9:45 AM	15:00	5.27 pH	20.52 °C	23.20 µS/cm	7.32 mg/L	2.10 NTU	186.0 mV	27.20 ft	120.00 ml/min
2/4/2025 9:50 AM	20:00	5.25 pH	20.79 °C	22.81 µS/cm	7.09 mg/L	2.00 NTU	126.9 mV	27.30 ft	120.00 ml/min
2/4/2025 9:55 AM	25:00	5.26 pH	20.87 °C	22.65 µS/cm	7.13 mg/L	1.90 NTU	127.7 mV	27.30 ft	120.00 ml/min

Samples

Sample ID:	Description:

Created using VuSitu from In-Situ, Inc.

Low-Flow Test Report:

Test Date / Time: 2/4/2025 1:17:22 PM
Project: Plant McIntosh LF4
Operator Name: Hunter Auld

Location Name: GWA-15 **Well Diameter: 2 in** **Casing Type: PVC** **Screen Length: 10 ft** **Top of Screen: 30.3 ft** **Total Depth: 40.3 ft** **Initial Depth to Water: 22.94 ft**	**Pump Type: Peristaltic Pump** **Tubing Type: Poly** **Tubing Inner Diameter: 0.17 in** **Pump Intake From TOC: 35 ft** **Estimated Total Volume Pumped: 13.95 liter** **Flow Cell Volume: 90 ml** **Final Flow Rate: 250 ml/min** **Final Draw Down: 4.3 in**	**Instrument Used: Aqua TROLL 400** **Serial Number: 966105**

Test Notes:
Sample time 1422. Clear 79 degrees.

Low-Flow Readings:

Date Time	Elapsed Time	pH	Temperature	Specific Conductivity	RDO Concentration	Turbidity	ORP	Depth to Water	Flow
		+/- 0.1	+/- 3	+/- 5 %	+/- 10 %	+/- 10	+/- 25	+/- 0.3	
2/4/2025 1:17 PM	00:00	7.13 pH	25.71 °C	67.81 µS/cm	6.73 mg/L	5.00 NTU	104.5 mV	22.94 ft	180.00 ml/min
2/4/2025 1:22 PM	05:00	6.26 pH	22.53 °C	70.02 µS/cm	6.80 mg/L	2.80 NTU	119.6 mV	23.20 ft	180.00 ml/min
2/4/2025 1:27 PM	10:00	6.18 pH	22.29 °C	67.48 µS/cm	6.74 mg/L	1.80 NTU	86.9 mV	23.20 ft	180.00 ml/min
2/4/2025 1:32 PM	15:00	6.13 pH	22.17 °C	64.74 µS/cm	6.71 mg/L	1.80 NTU	82.1 mV	23.20 ft	180.00 ml/min
2/4/2025 1:37 PM	20:00	6.09 pH	22.32 °C	61.37 µS/cm	6.70 mg/L	0.97 NTU	84.4 mV	23.30 ft	180.00 ml/min
2/4/2025 1:42 PM	25:00	5.95 pH	22.22 °C	51.84 µS/cm	6.65 mg/L	0.70 NTU	86.8 mV	23.30 ft	180.00 ml/min
2/4/2025 1:47 PM	30:00	5.80 pH	22.13 °C	44.82 µS/cm	6.61 mg/L	0.80 NTU	85.8 mV	23.30 ft	230.00 ml/min
2/4/2025 1:52 PM	35:00	5.73 pH	22.22 °C	41.53 µS/cm	6.59 mg/L	0.80 NTU	87.2 mV	23.30 ft	230.00 ml/min
2/4/2025 1:57 PM	40:00	5.69 pH	22.23 °C	40.26 µS/cm	6.60 mg/L	0.90 NTU	127.0 mV	23.30 ft	250.00 ml/min
2/4/2025 2:02 PM	45:00	5.64 pH	22.22 °C	38.04 µS/cm	6.61 mg/L	0.75 NTU	130.8 mV	23.30 ft	250.00 ml/min
2/4/2025 2:07 PM	50:00	5.58 pH	22.13 °C	35.86 µS/cm	6.56 mg/L	0.70 NTU	94.2 mV	23.30 ft	250.00 ml/min
2/4/2025 2:12 PM	55:00	5.53 pH	22.25 °C	33.60 µS/cm	6.52 mg/L	0.57 NTU	94.3 mV	23.30 ft	250.00 ml/min
2/4/2025 2:17 PM	01:00:00	5.49 pH	22.15 °C	32.10 µS/cm	6.46 mg/L	0.67 NTU	94.9 mV	23.30 ft	250.00 ml/min
2/4/2025 2:22 PM	01:05:00	5.50 pH	22.17 °C	32.33 µS/cm	6.41 mg/L	0.71 NTU	94.8 mV	23.30 ft	250.00 ml/min

Low-Flow Test Report:

Test Date / Time: 2/4/2025 12:20:10 PM
Project: Plant McIntosh LF4
Operator Name: J. Berisford

Location Name: GWA-16 **Well Diameter: 2 in** **Casing Type: PVC** **Screen Length: 10 ft** **Top of Screen: 30.27 ft** **Total Depth: 40.27 ft** **Initial Depth to Water: 24.8 ft**	**Pump Type: Peristaltic Pump** **Tubing Type: Poly** **Tubing Inner Diameter: 0.17 in** **Pump Intake From TOC: 35 ft** **Estimated Total Volume Pumped: 5.2 liter** **Flow Cell Volume: 90 ml** **Final Flow Rate: 175 ml/min** **Final Draw Down: 8 in**	**Instrument Used: Aqua TROLL 400** **Serial Number: 989619**

Test Notes:
Sunny, sample time 1250

Low-Flow Readings:

Date Time	Elapsed Time	pH	Temperature	Specific Conductivity	RDO Concentration	Turbidity	ORP	Depth to Water	Flow
		+/- 0.1	+/- 3	+/- 5 %	+/- 10 %	+/- 10	+/- 25	+/- 0.5	
2/4/2025 12:20 PM	00:00	4.28 pH	37.57 °C	0.00 µS/cm	6.99 mg/L	2.71 NTU	51.1 mV	24.80 ft	175.00 ml/min
2/4/2025 12:25 PM	05:00	5.00 pH	24.26 °C	17.97 µS/cm	6.98 mg/L	2.36 NTU	167.8 mV	25.00 ft	175.00 ml/min
2/4/2025 12:30 PM	10:00	5.00 pH	23.19 °C	18.18 µS/cm	7.01 mg/L	2.62 NTU	104.9 mV	25.20 ft	175.00 ml/min
2/4/2025 12:35 PM	15:00	4.96 pH	22.79 °C	18.18 µS/cm	7.07 mg/L	1.49 NTU	103.3 mV	25.40 ft	175.00 ml/min
2/4/2025 12:40 PM	20:00	4.99 pH	22.70 °C	18.14 µS/cm	7.02 mg/L	1.45 NTU	99.6 mV	25.50 ft	175.00 ml/min
2/4/2025 12:45 PM	25:00	5.01 pH	22.95 °C	18.18 µS/cm	7.02 mg/L	1.44 NTU	99.2 mV	25.50 ft	175.00 ml/min
2/4/2025 12:50 PM	30:00	4.99 pH	22.93 °C	18.12 µS/cm	6.96 mg/L	0.93 NTU	99.5 mV	25.50 ft	175.00 ml/min

Samples

Sample ID:	Description:

Low-Flow Test Report:

Test Date / Time: 2/4/2025 3:10:21 PM
Project: Plant McIntosh LF4
Operator Name: J. Berisford

Location Name: GWC-17 **Well Diameter: 2 in** **Casing Type: PVC** **Screen Length: 10 ft** **Top of Screen: 30.05 ft** **Total Depth: 40.05 ft** **Initial Depth to Water: 27.52 ft**	**Pump Type: Peristaltic Pump** **Tubing Type: Poly** **Tubing Inner Diameter: 0.17 in** **Pump Intake From TOC: 35 ft** **Estimated Total Volume Pumped: 4.5 liter** **Flow Cell Volume: 90 ml** **Final Flow Rate: 150 ml/min** **Final Draw Down: 4.5 in**	**Instrument Used: Aqua TROLL 400** **Serial Number: 989619**

Test Notes:
Sunny, sample time - 1540

Low-Flow Readings:

Date Time	Elapsed Time	pH	Temperature	Specific Conductivity	RDO Concentration	Turbidity	ORP	Depth to Water	Flow
		+/- 0.1	+/- 3	+/- 5 %	+/- 10 %	+/- 10	+/- 25	+/- 0.5	
2/4/2025 3:10 PM	00:00	5.54 pH	25.52 °C	25.00 µS/cm	6.26 mg/L	0.40 NTU	133.7 mV	27.52 ft	150.00 ml/min
2/4/2025 3:15 PM	05:00	5.31 pH	21.12 °C	26.31 µS/cm	6.23 mg/L	0.43 NTU	100.8 mV	27.80 ft	150.00 ml/min
2/4/2025 3:20 PM	10:00	5.29 pH	20.33 °C	26.33 µS/cm	6.22 mg/L	0.58 NTU	95.2 mV	27.90 ft	150.00 ml/min
2/4/2025 3:25 PM	15:00	5.26 pH	19.80 °C	26.21 µS/cm	6.22 mg/L	0.71 NTU	94.4 mV	27.90 ft	150.00 ml/min
2/4/2025 3:30 PM	20:00	5.27 pH	19.64 °C	26.27 µS/cm	6.24 mg/L	0.63 NTU	127.0 mV	27.90 ft	150.00 ml/min
2/4/2025 3:35 PM	25:00	5.24 pH	19.66 °C	26.17 µS/cm	6.30 mg/L	0.58 NTU	95.0 mV	27.90 ft	150.00 ml/min
2/4/2025 3:40 PM	30:00	5.26 pH	19.40 °C	26.22 µS/cm	6.17 mg/L	0.44 NTU	92.7 mV	27.90 ft	150.00 ml/min

Samples

Sample ID:	Description:

Low-Flow Test Report:

Test Date / Time: 2/5/2025 9:20:08 AM
Project: Plant McIntosh LF4
Operator Name: J. Berisford

Location Name: GWC-18 **Well Diameter: 2 in** **Casing Type: PVC** **Screen Length: 10 ft** **Top of Screen: 32.2 ft** **Total Depth: 42.2 ft** **Initial Depth to Water: 35.94 ft**	**Pump Type: Portable Bladder Pump** **Tubing Type: Poly** **Tubing Inner Diameter: 0.17 in** **Pump Intake From TOC: 37 ft** **Estimated Total Volume Pumped: 26.25 liter** **Flow Cell Volume: 90 ml** **Final Flow Rate: 250 ml/min** **Final Draw Down: 17.5 in**	**Instrument Used: Aqua TROLL 400** **Serial Number: 989619**

Test Notes:
Sunny, sample time-1105

Low-Flow Readings:

Date Time	Elapsed Time	pH	Temperature	Specific Conductivity	RDO Concentration	Turbidity	ORP	Depth to Water	Flow
		+/- 0.1	+/- 3	+/- 5 %	+/- 10 %	+/- 10	+/- 25	+/- 0.5	
2/5/2025 9:20 AM	00:00	6.74 pH	19.38 °C	50.53 µS/cm	7.82 mg/L	12.00 NTU	140.2 mV	35.94 ft	250.00 ml/min
2/5/2025 9:25 AM	05:00	6.48 pH	18.26 °C	49.96 µS/cm	8.17 mg/L	10.00 NTU	134.7 mV	36.20 ft	250.00 ml/min
2/5/2025 9:30 AM	10:00	6.40 pH	18.41 °C	51.44 µS/cm	7.67 mg/L	11.00 NTU	92.6 mV	36.50 ft	250.00 ml/min
2/5/2025 9:35 AM	15:00	6.39 pH	18.45 °C	52.26 µS/cm	7.38 mg/L	9.89 NTU	87.5 mV	36.80 ft	250.00 ml/min
2/5/2025 9:40 AM	20:00	6.38 pH	18.49 °C	52.94 µS/cm	7.05 mg/L	9.12 NTU	85.2 mV	37.10 ft	250.00 ml/min
2/5/2025 9:45 AM	25:00	6.39 pH	18.44 °C	54.59 µS/cm	6.79 mg/L	8.96 NTU	110.3 mV	37.20 ft	250.00 ml/min
2/5/2025 9:50 AM	30:00	6.42 pH	18.59 °C	56.81 µS/cm	6.55 mg/L	8.67 NTU	82.3 mV	37.20 ft	250.00 ml/min
2/5/2025 9:55 AM	35:00	6.46 pH	18.62 °C	59.66 µS/cm	6.38 mg/L	6.51 NTU	80.0 mV	37.20 ft	250.00 ml/min
2/5/2025 10:00 AM	40:00	6.49 pH	18.66 °C	62.78 µS/cm	6.24 mg/L	5.20 NTU	78.8 mV	37.30 ft	250.00 ml/min
2/5/2025 10:05 AM	45:00	6.54 pH	18.72 °C	65.73 µS/cm	6.12 mg/L	5.37 NTU	77.2 mV	37.30 ft	250.00 ml/min
2/5/2025 10:10 AM	50:00	6.58 pH	18.86 °C	68.19 µS/cm	6.03 mg/L	5.32 NTU	76.6 mV	37.30 ft	250.00 ml/min
2/5/2025 10:15 AM	55:00	6.61 pH	18.83 °C	69.91 µS/cm	5.95 mg/L	5.05 NTU	75.1 mV	37.40 ft	250.00 ml/min
2/5/2025 10:20 AM	01:00:00	6.63 pH	18.84 °C	71.77 µS/cm	5.87 mg/L	5.25 NTU	74.5 mV	37.40 ft	250.00 ml/min
2/5/2025 10:25 AM	01:05:00	6.65 pH	18.98 °C	73.15 µS/cm	5.80 mg/L	7.29 NTU	74.2 mV	37.40 ft	250.00 ml/min
2/5/2025 10:30 AM	01:10:00	6.67 pH	18.94 °C	74.50 µS/cm	5.73 mg/L	7.89 NTU	73.3 mV	37.40 ft	250.00 ml/min

2/5/2025 10:35 AM	01:15:00	6.69 pH	19.08 °C	76.03 µS/cm	5.66 mg/L	8.95 NTU	72.8 mV	37.40 ft	250.00 ml/min
2/5/2025 10:40 AM	01:20:00	6.69 pH	19.15 °C	76.61 µS/cm	5.60 mg/L	8.24 NTU	72.7 mV	37.40 ft	250.00 ml/min
2/5/2025 10:45 AM	01:25:00	6.68 pH	19.27 °C	78.63 µS/cm	5.93 mg/L	10.00 NTU	96.5 mV	37.40 ft	250.00 ml/min
2/5/2025 10:50 AM	01:30:00	6.73 pH	19.52 °C	81.38 µS/cm	5.50 mg/L	8.93 NTU	72.5 mV	37.40 ft	250.00 ml/min
2/5/2025 10:55 AM	01:35:00	6.74 pH	19.60 °C	82.00 µS/cm	5.34 mg/L	6.35 NTU	71.3 mV	37.40 ft	250.00 ml/min
2/5/2025 11:00 AM	01:40:00	6.73 pH	19.55 °C	81.86 µS/cm	5.31 mg/L	5.26 NTU	71.0 mV	37.40 ft	250.00 ml/min
2/5/2025 11:05 AM	01:45:00	6.74 pH	19.74 °C	81.22 µS/cm	5.35 mg/L	3.76 NTU	70.9 mV	37.40 ft	250.00 ml/min

Samples

Sample ID:	Description:

Created using VuSitu from In-Situ, Inc.

Low-Flow Test Report:

Test Date / Time: 2/4/2025 1:30:35 PM
Project: Plant McIntosh LF4
Operator Name: J. Berisford

Location Name: GWC-19 **Well Diameter: 2 in** **Casing Type: PVC** **Screen Length: 10 ft** **Top of Screen: 26.95 ft** **Total Depth: 36.95 ft** **Initial Depth to Water: 29.85 ft**	**Pump Type: Peristaltic Pump** **Tubing Type: Poly** **Tubing Inner Diameter: 0.17 in** **Pump Intake From TOC: 32 ft** **Estimated Total Volume Pumped: 13.75 liter** **Flow Cell Volume: 90 ml** **Final Flow Rate: 250 ml/min** **Final Draw Down: 2 in**	**Instrument Used: Aqua TROLL 400** **Serial Number: 989619**

Test Notes:
Sunny, sample time-1425, FD-03 here

Low-Flow Readings:

Date Time	Elapsed Time	pH	Temperature	Specific Conductivity	RDO Concentration	Turbidity	ORP	Depth to Water	Flow
		+/- 0.1	+/- 3	+/- 5 %	+/- 10 %	+/- 10	+/- 25	+/- 0.5	
2/4/2025 1:30 PM	00:00	5.34 pH	34.13 °C	28.16 µS/cm	6.70 mg/L	0.89 NTU	121.3 mV	29.85 ft	250.00 ml/min
2/4/2025 1:35 PM	05:00	5.79 pH	23.34 °C	50.33 µS/cm	4.83 mg/L	0.93 NTU	85.0 mV	30.00 ft	250.00 ml/min
2/4/2025 1:40 PM	10:00	5.72 pH	22.84 °C	48.08 µS/cm	4.70 mg/L	0.63 NTU	110.5 mV	30.00 ft	250.00 ml/min
2/4/2025 1:45 PM	15:00	5.72 pH	22.54 °C	47.31 µS/cm	5.07 mg/L	0.61 NTU	109.9 mV	30.00 ft	250.00 ml/min
2/4/2025 1:50 PM	20:00	5.70 pH	22.34 °C	47.47 µS/cm	5.25 mg/L	0.55 NTU	109.9 mV	30.00 ft	250.00 ml/min
2/4/2025 1:55 PM	25:00	5.71 pH	22.12 °C	47.33 µS/cm	5.10 mg/L	0.32 NTU	109.0 mV	30.00 ft	250.00 ml/min
2/4/2025 2:00 PM	30:00	5.72 pH	22.08 °C	47.24 µS/cm	5.24 mg/L	0.54 NTU	107.9 mV	30.00 ft	250.00 ml/min
2/4/2025 2:05 PM	35:00	5.72 pH	22.03 °C	47.30 µS/cm	5.46 mg/L	0.46 NTU	107.6 mV	30.00 ft	250.00 ml/min
2/4/2025 2:10 PM	40:00	5.71 pH	21.92 °C	47.31 µS/cm	5.46 mg/L	0.47 NTU	106.8 mV	30.00 ft	250.00 ml/min
2/4/2025 2:15 PM	45:00	5.72 pH	21.85 °C	47.20 µS/cm	5.37 mg/L	0.52 NTU	106.9 mV	30.00 ft	250.00 ml/min
2/4/2025 2:20 PM	50:00	5.72 pH	21.94 °C	46.94 µS/cm	5.37 mg/L	0.37 NTU	105.9 mV	30.00 ft	250.00 ml/min
2/4/2025 2:25 PM	55:00	5.72 pH	21.94 °C	47.09 µS/cm	5.47 mg/L	0.35 NTU	105.6 mV	30.00 ft	250.00 ml/min

Samples

Sample ID:	Description:

Low-Flow Test Report:

Test Date / Time: 2/5/2025 12:50:06 PM
Project: Plant McIntosh LF4
Operator Name: J. Berisford

Location Name: GWC-20 **Well Diameter: 2 in** **Casing Type: PVC** **Screen Length: 10 ft** **Top of Screen: 20.13 ft** **Total Depth: 30.13 ft** **Initial Depth to Water: 23.23 ft**	**Pump Type: Peristaltic Pump** **Tubing Type: Poly** **Tubing Inner Diameter: 0.17 in** **Pump Intake From TOC: 25 ft** **Estimated Total Volume Pumped: 13.75 liter** **Flow Cell Volume: 90 ml** **Final Flow Rate: 275 ml/min** **Final Draw Down: 1 in**	**Instrument Used: Aqua TROLL 400** **Serial Number: 989619**

Test Notes:
Sunny, sample time- 1340

Low-Flow Readings:

Date Time	Elapsed Time	pH	Temperature	Specific Conductivity	RDO Concentration	Turbidity	ORP	Depth to Water	Flow
		+/- 0.1	+/- 3	+/- 5 %	+/- 10 %	+/- 10	+/- 25	+/- 0.5	
2/5/2025 12:50 PM	00:00	5.78 pH	27.12 °C	26.76 µS/cm	3.99 mg/L	2.06 NTU	115.1 mV	23.23 ft	275.00 ml/min
2/5/2025 12:55 PM	05:00	5.10 pH	21.41 °C	28.13 µS/cm	4.26 mg/L	2.31 NTU	114.6 mV	23.30 ft	275.00 ml/min
2/5/2025 1:00 PM	10:00	5.07 pH	21.08 °C	28.21 µS/cm	4.24 mg/L	1.11 NTU	109.4 mV	23.30 ft	275.00 ml/min
2/5/2025 1:05 PM	15:00	5.04 pH	21.04 °C	28.25 µS/cm	4.19 mg/L	0.73 NTU	108.4 mV	23.30 ft	275.00 ml/min
2/5/2025 1:10 PM	20:00	5.03 pH	21.11 °C	28.45 µS/cm	4.16 mg/L	0.62 NTU	107.1 mV	23.30 ft	275.00 ml/min
2/5/2025 1:15 PM	25:00	5.03 pH	20.87 °C	28.43 µS/cm	4.14 mg/L	0.68 NTU	144.3 mV	23.30 ft	275.00 ml/min
2/5/2025 1:20 PM	30:00	5.03 pH	20.58 °C	28.47 µS/cm	4.16 mg/L	0.66 NTU	107.3 mV	23.30 ft	275.00 ml/min
2/5/2025 1:25 PM	35:00	5.02 pH	20.48 °C	28.50 µS/cm	4.14 mg/L	0.59 NTU	104.6 mV	23.30 ft	275.00 ml/min
2/5/2025 1:30 PM	40:00	5.02 pH	20.30 °C	28.53 µS/cm	4.16 mg/L	0.45 NTU	104.1 mV	23.30 ft	275.00 ml/min
2/5/2025 1:35 PM	45:00	5.02 pH	20.62 °C	28.60 µS/cm	4.13 mg/L	0.39 NTU	103.9 mV	23.30 ft	275.00 ml/min
2/5/2025 1:40 PM	50:00	5.02 pH	20.70 °C	28.61 µS/cm	4.16 mg/L	0.28 NTU	104.3 mV	23.30 ft	275.00 ml/min

Samples

Sample ID:	Description:

Low-Flow Test Report:

Test Date / Time: 2/5/2025 2:00:06 PM
Project: Plant McIntosh LF4
Operator Name: J. Berisford

Location Name: GWC-21 **Well Diameter: 2 in** **Casing Type: PVC** **Screen Length: 10 ft** **Top of Screen: 17.16 ft** **Total Depth: 27.16 ft** **Initial Depth to Water: 21.27 ft**	**Pump Type: Peristaltic Pump** **Tubing Type: Poly** **Tubing Inner Diameter: 0.17 in** **Pump Intake From TOC: 22 ft** **Estimated Total Volume Pumped: 11.25 liter** **Flow Cell Volume: 90 ml** **Final Flow Rate: 225 ml/min** **Final Draw Down: 7.5 in**	**Instrument Used: Aqua TROLL 400** **Serial Number: 989619**

Test Notes:
Sunny, sample time-1450

Low-Flow Readings:

Date Time	Elapsed Time	pH	Temperature	Specific Conductivity	RDO Concentration	Turbidity	ORP	Depth to Water	Flow
		+/- 0.1	+/- 3	+/- 5 %	+/- 10 %	+/- 10	+/- 25	+/- 0.5	
2/5/2025 2:00 PM	00:00	5.04 pH	26.84 °C	24.21 µS/cm	4.97 mg/L	0.77 NTU	161.9 mV	21.27 ft	225.00 ml/min
2/5/2025 2:05 PM	05:00	4.85 pH	20.58 °C	26.08 µS/cm	3.91 mg/L	1.01 NTU	153.8 mV	21.60 ft	225.00 ml/min
2/5/2025 2:10 PM	10:00	4.84 pH	20.21 °C	26.42 µS/cm	3.71 mg/L	1.28 NTU	106.1 mV	21.80 ft	225.00 ml/min
2/5/2025 2:15 PM	15:00	4.86 pH	20.02 °C	26.57 µS/cm	3.78 mg/L	1.21 NTU	138.9 mV	21.80 ft	225.00 ml/min
2/5/2025 2:20 PM	20:00	4.85 pH	19.97 °C	26.55 µS/cm	3.80 mg/L	1.34 NTU	101.9 mV	21.90 ft	225.00 ml/min
2/5/2025 2:25 PM	25:00	4.84 pH	19.85 °C	26.53 µS/cm	3.44 mg/L	0.84 NTU	136.8 mV	21.90 ft	225.00 ml/min
2/5/2025 2:30 PM	30:00	4.84 pH	19.78 °C	26.65 µS/cm	3.26 mg/L	0.74 NTU	138.3 mV	21.90 ft	225.00 ml/min
2/5/2025 2:35 PM	35:00	4.83 pH	19.76 °C	26.67 µS/cm	3.40 mg/L	0.55 NTU	101.7 mV	21.90 ft	225.00 ml/min
2/5/2025 2:40 PM	40:00	4.84 pH	19.81 °C	26.53 µS/cm	3.47 mg/L	0.47 NTU	99.9 mV	21.90 ft	225.00 ml/min
2/5/2025 2:45 PM	45:00	4.85 pH	19.66 °C	26.71 µS/cm	3.31 mg/L	0.41 NTU	136.0 mV	21.90 ft	225.00 ml/min
2/5/2025 2:50 PM	50:00	4.86 pH	19.83 °C	26.57 µS/cm	3.26 mg/L	0.37 NTU	100.6 mV	21.90 ft	225.00 ml/min

Samples

Sample ID:	Description:

Low-Flow Test Report:

Test Date / Time: 2/5/2025 9:30:20 AM
Project: Plant McIntosh LF4
Operator Name: Hunter Auld

Location Name: GWC-23 **Well Diameter: 2 in** **Casing Type: PVC** **Screen Length: 10 ft** **Top of Screen: 23.7 ft** **Total Depth: 33.7 ft** **Initial Depth to Water: 29.32 ft**	**Pump Type: Peristaltic Pump** **Tubing Type: Poly** **Tubing Inner Diameter: 0.17 in** **Pump Intake From TOC: 32.7 ft** **Estimated Total Volume Pumped: 8.25 liter** **Flow Cell Volume: 90 ml** **Final Flow Rate: 150 ml/min** **Final Draw Down: 14.2 in**	**Instrument Used: Aqua TROLL 400** **Serial Number: 966105**

Test Notes:
Sampled at 1025. Clear 67 degrees.

Low-Flow Readings:

Date Time	Elapsed Time	pH	Temperature	Specific Conductivity	RDO Concentration	Turbidity	ORP	Depth to Water	Flow
		+/- 0.1	+/- 3	+/- 5 %	+/- 10 %	+/- 10	+/- 25	+/- 0.3	
2/5/2025 9:30 AM	00:00	8.25 pH	17.89 °C	1.84 µS/cm	9.47 mg/L	5.00 NTU	242.6 mV	29.32 ft	150.00 ml/min
2/5/2025 9:35 AM	05:00	5.55 pH	19.23 °C	45.07 µS/cm	3.96 mg/L	0.82 NTU	180.5 mV	29.60 ft	150.00 ml/min
2/5/2025 9:40 AM	10:00	5.24 pH	19.82 °C	35.60 µS/cm	4.67 mg/L	0.51 NTU	127.5 mV	29.80 ft	150.00 ml/min
2/5/2025 9:45 AM	15:00	5.23 pH	19.96 °C	34.20 µS/cm	4.66 mg/L	0.49 NTU	161.6 mV	30.00 ft	150.00 ml/min
2/5/2025 9:50 AM	20:00	5.23 pH	20.07 °C	33.41 µS/cm	4.55 mg/L	0.36 NTU	111.0 mV	30.10 ft	150.00 ml/min
2/5/2025 9:55 AM	25:00	5.23 pH	20.05 °C	33.14 µS/cm	4.51 mg/L	0.36 NTU	102.8 mV	30.20 ft	150.00 ml/min
2/5/2025 10:00 AM	30:00	5.25 pH	20.12 °C	33.33 µS/cm	4.58 mg/L	0.39 NTU	98.9 mV	30.20 ft	150.00 ml/min
2/5/2025 10:05 AM	35:00	5.25 pH	20.17 °C	33.30 µS/cm	4.60 mg/L	0.26 NTU	92.2 mV	30.30 ft	150.00 ml/min
2/5/2025 10:10 AM	40:00	5.24 pH	20.21 °C	32.96 µS/cm	4.60 mg/L	0.25 NTU	93.1 mV	30.40 ft	150.00 ml/min
2/5/2025 10:15 AM	45:00	5.25 pH	20.30 °C	32.81 µS/cm	4.66 mg/L	0.21 NTU	119.7 mV	30.40 ft	150.00 ml/min
2/5/2025 10:20 AM	50:00	5.25 pH	20.34 °C	32.74 µS/cm	4.70 mg/L	0.25 NTU	90.8 mV	30.40 ft	150.00 ml/min
2/5/2025 10:25 AM	55:00	5.24 pH	20.39 °C	32.31 µS/cm	4.74 mg/L	0.25 NTU	87.9 mV	30.50 ft	150.00 ml/min

Samples

Sample ID:	Description:

Field Instrumentation Calibration Form

ATLANTIC COAST CONSULTING, INC.

Site Name: Plant McDonough LF4 Date: 2/3/25

Calibrated By: J. Beaford Field Conditions: Sunny

Instrument	Manufactuer/ Model	Serial Number
Water Quality Meter	AquaTroll 400	989619
Turbidity Meter	HACH 2100Q	22080D001127

Calibration Standard Information				
Parameter	**Standard**	**Lot #**	**Date of Expiration**	**Brand**
D.O. (%)	N/A	DI H_2O	—	—
pH (SU)	4.00	46B1376	02/26	Pine
pH (SU)	7.00	46D1667	04/26	Pine
pH (SU)	10.00	46C0600	03/26	Pine
Specific Conductance (µS/cm)	1,413	46E0677	05/25	Pine
ORP (mV)	240.0	56A0447	10/25	Pine

	Standard	Lot #	Date of Expiration	Brand
Turbidity (NTU)	0	DI-H2O	—	—
	10	A4172	09/25	HACH
	20	A4183	10/25	HACH
	100	A4179	10/25	HACH

Calibration					
Time Start: 1528		**Time Finish:** 1537			
Parameter	**Standard**	**Calibration Value**	**Calibration Solution Temperature (°C)**	**Acceptance Criteria**	**Reference**
D.O. (%)	N/A	97.09	21.74	± 10%	EPA 2023
pH (SU)	4.00	4.00	22.10	± 0.1	GWMP
pH (SU)	7.00	7.00	22.53	± 0.1	GWMP
pH (SU)	10.00	10.00	23.01	± 0.1	GWMP
Specific Conductance (µS/cm)	1,413	1410	22.79	± 10% of standard	NA
ORP (mV)	240.0	238	22.97	± 10	EPA 2023

	Standard	Calibration Value	Acceptance Criteria	Reference
Turbidity (NTU)	0	0.12	± 10% of standard	EPA 2023
	10	9.94		
	20	20.1		
	100	103		

Calibration Check					
Time Start		**Time Finish**			
Parameter	**Standard**	**Calibration Value**	**Calibration Solution Temperature (°C)**	**Acceptance Criteria**	**Reference**
pH (SU)	4.00			± 0.1	GWMP
pH (SU)	7.00			± 0.1	GWMP
pH (SU)	10.00			± 0.1	GWMP
Specific Conductance (µS/cm)	1,413			± 10% of standard	EPA 2023

	Standard	Calibration Value	Acceptance Criteria	Reference
Turbidity (NTU)	0		± 10% of standard	EPA 2023
	10			
	20			
	100			

Field Instrumentation Calibration Form

ATLANTIC COAST CONSULTING, INC.

Site Name: McIntosh LEd

Date: 2/4/25

Calibrated By: J. Bernard

Field Conditions: Sunny

Instrument	Manufactuer/ Model	Serial Number
Water Quality Meter	AquaTroll 400	989619
Turbidity Meter	HACH 2100Q	22080D001127

Calibration Standard Information

Parameter	Standard	Lot #	Date of Expiration	Brand
D.O. (%)	N/A	DI H_2O	—	—
pH (SU)	4.00	96B1376	02/26	Pine
pH (SU)	7.00	46D1667	04/26	Pine
pH (SU)	10.00	46C0600	03/26	Pine
Specific Conductance (µS/cm)	1,413	46E0674	05/25	Pine
ORP (mV)	240.0	56A0447	10/25	Pine

	Standard	Lot #	Date of Expiration	Brand
Turbidity (NTU)	0	DI H2O	—	—
	10	A4172	09/25	HACH
	20	A4183	10/25	HACH
	100	A4179	10/25	HACH

Calibration

Time Start: 0842 Time Finish: 0854

Parameter	Standard	Calibration Value	Calibration Solution Temperature (°C)	Acceptance Criteria	Reference
D.O. (%)	N/A	101.4	15.83	± 10%	EPA 2023
pH (SU)	4.00	4.00	15.65	± 0.1	GWMP
pH (SU)	7.00	7.04	15.48	± 0.1	GWMP
pH (SU)	10.00	10.11	15.32	± 0.1	GWMP
Specific Conductance (µS/cm)	1,413	1416	15.35	± 10% of standard	NA
ORP (mV)	~~240.0~~ 243	244	13.98	± 10	EPA 2023

	Standard	Calibration Value	Acceptance Criteria	Reference
Turbidity (NTU)	0	0.11	± 10% of standard	EPA 2023
	10	10.4		
	20	20.0		
	100	100		

Calibration Check

Time Start 1158 Time Finish 1210

Parameter	Standard	Calibration Value	Calibration Solution Temperature (°C)	Acceptance Criteria	Reference
pH (SU)	4.00	4.06	22.71	± 0.1	GWMP
pH (SU)	7.00	7.02	22.54	± 0.1	GWMP
pH (SU)	10.00	9.94	22.59	± 0.1	GWMP
Specific Conductance (µS/cm)	1,413	1452	21.98	± 10% of standard	EPA 2023

	Standard	Calibration Value	Acceptance Criteria	Reference
Turbidity (NTU)	0	0.13	± 10% of standard	EPA 2023
	10	10.8		
	20	20.3		
	100	97.4		

Field Instrumentation Calibration Form

ATLANTIC COAST CONSULTING, INC.

Site Name: McIntosh LF4 Date: 2/5/25

Calibrated By: J. Beresford Field Conditions: Sunny

Instrument	Manufactuer/ Model	Serial Number
Water Quality Meter	AquaTroll 400	989619
Turbidity Meter	HACH 2100Q	22080D001127

Calibration Standard Information

Parameter	Standard	Lot #	Date of Expiration	Brand
D.O. (%)	N/A	N/A	DI H_2O	
pH (SU)	4.00	46B1376	02/26	Pine
pH (SU)	7.00	46D1667	04/26	
pH (SU)	10.00	46C0600	03/26	
Specific Conductance (µS/cm)	1,413	46E0677	05/25	
ORP (mV)	240.0	~~46E1370~~	10/25	

Lot# 56A0447

	Standard	Lot #	Date of Expiration	Brand
Turbidity (NTU)	0	DI H_2O	N/A	
	10	A4172	09/25	HACH
	20	A4183	10/25	HACH
	100	A4179	10/25	HACH

Calibration

Time Start: 0828 Time Finish: 0843

Parameter	Standard	Calibration Value	Calibration Solution Temperature (°C)	Acceptance Criteria	Reference
D.O. (%)	N/A	101.6	18.02	± 10%	EPA 2023
pH (SU)	4.00	4.00	15.90	± 0.1	GWMP
pH (SU)	7.00	7.04	15.24	± 0.1	GWMP
pH (SU)	10.00	10.11	14.89	± 0.1	GWMP
Specific Conductance (µS/cm)	~~1,413~~ 1284	1287	18.17	± 10% of standard	NA
ORP (mV)	240.0	240	14.49	± 10	EPA 2023

	Standard	Calibration Value	Acceptance Criteria	Reference
Turbidity (NTU)	0	0.11	± 10% of standard	EPA 2023
	10	10.0		
	20	20.0		
	100	100		

Calibration Check

Time Start 1230 Time Finish 1241

Parameter	Standard	Calibration Value	Calibration Solution Temperature (°C)	Acceptance Criteria	Reference
pH (SU)	4.00	4.02	21.72	± 0.1	GWMP
pH (SU)	7.00	7.07	21.89	± 0.1	GWMP
pH (SU)	10.00	10.03	22.04	± 0.1	GWMP
Specific Conductance (µS/cm)	~~1,413~~ 1284	1307	21.62	± 10% of standard	EPA 2023

	Standard	Calibration Value	Acceptance Criteria	Reference
Turbidity (NTU)	0	0.10	± 10% of standard	EPA 2023
	10	9.97		
	20	19.8		
	100	103		

Field Instrumentation Calibration Form

ATLANTIC COAST CONSULTING, INC.

Site Name: Plant McIntosh CF4 Date: 2-4-25

Calibrated By: HAuld Field Conditions: clear, 50°

Instrument	Manufactuer/ Model	Serial Number
Water Quality Meter	AquaTroll 400	966105
Turbidity Meter	HACH 2100Q	22080D000803

Calibration Standard Information				
Parameter	**Standard**	**Lot #**	**Date of Expiration**	**Brand**
D.O. (%)	N/A	NA	NA	
pH (SU)	4.00	4GE0127	05/26	Pine
pH (SU)	7.00	4GD1667	04/26	↓
pH (SU)	10.00	4GG1129	07/26	↓
Specific Conductance (µS/cm)	1,413	4GH0240	08/25	↓
ORP (mV)	240.0	4GJ1196	07/25	↓

	Standard	**Lot #**	**Date of Expiration**	**Brand**
Turbidity (NTU)	0	—	—	
	10	A4172	09/25	HACH
	20	A4183	10/25	↓
	100	~~A49~~A4179	10/25	↓

Calibration					
Time Start: 0835		**Time Finish:** 0855			
Parameter	**Standard**	**Calibration Value**	**Calibration Solution Temperature (°C)**	**Acceptance Criteria**	**Reference**
D.O. (%)	N/A	100%	15.1	± 10%	EPA 2023
pH (SU)	4.00	4.00	14.2	± 0.1	GWMP
pH (SU)	7.00	7.04	13.8	± 0.1	GWMP
pH (SU)	10.00	10.11	13.9	± 0.1	GWMP
Specific Conductance (µS/cm)	1,413	1403	14.8	± 10% of standard	NA
ORP (mV)	240.0	242	15.1	± 10	EPA 2023

	Standard	**Calibration Value**	**Acceptance Criteria**	**Reference**
Turbidity (NTU)	0	0.3	± 10% of standard	EPA 2023
	10	10.1		
	20	20.5		
	100	99		

Calibration Check					
Time Start 1245		**Time Finish** 1300			
Parameter	**Standard**	**Calibration Value**	**Calibration Solution Temperature (°C)**	**Acceptance Criteria**	**Reference**
pH (SU)	4.00	4.00	22.2	± 0.1	GWMP
pH (SU)	7.00	7.04	21.9	± 0.1	GWMP
pH (SU)	10.00	10.11	22.8	± 0.1	GWMP
Specific Conductance (µS/cm)	1,413	1397	22.1	± 10% of standard	EPA 2023

	Standard	**Calibration Value**	**Acceptance Criteria**	**Reference**
Turbidity (NTU)	0	0.3	± 10% of standard	EPA 2023
	10	9.7		
	20	19.6		
	100	101		

Field Instrumentation Calibration Form

ATLANTIC COAST CONSULTING, INC.

Site Name: Plant McIntosh

Date: ~~8-4~~ 8-5-25

Calibrated By: Hunter Auld

Field Conditions: Clear, 60°

Instrument	Manufactuer/ Model	Serial Number
Water Quality Meter	AquaTroll 400	966105
Turbidity Meter	HACH 2100Q	22080D00020 3

Calibration Standard Information				
Parameter	Standard	Lot #	Date of Expiration	Brand
D.O. (%)	N/A			NA
pH (SU)	4.00	4GE0127	05/26	Pine
pH (SU)	7.00	4GD1667	04/26	↓
pH (SU)	10.00	4GG1129	07/26	
Specific Conductance (µS/cm)	1,413	4GH0240	08/25	
ORP (mV)	240.0	4GJ1196	07/25	

	Standard	Lot #	Date of Expiration	Brand
Turbidity (NTU)	0			
	10	A4172	09/25	HACH
	20	A4183	10/25	↓
	100	A4179	10/25	

Calibration					
Time Start: 0845		Time Finish: 0905			
Parameter	Standard	Calibration Value	Calibration Solution Temperature (°C)	Acceptance Criteria	Reference
D.O. (%)	N/A	100 %	16.0	± 10%	EPA 2023
pH (SU)	4.00	4.00	17.9	± 0.1	GWMP
pH (SU)	7.00	7.02	18.0	± 0.1	GWMP
pH (SU)	10.00	10.05	17.9	± 0.1	GWMP
Specific Conductance (µS/cm)	1,413	1414	17.8	± 10% of standard	NA
ORP (mV)	240.0	240	17.8	± 10	EPA 2023

	Standard	Calibration Value	Acceptance Criteria	Reference
Turbidity (NTU)	0	0.2	± 10% of standard	EPA 2023
	10	9.95		
	20	19.9		
	100	100		

Calibration Check					
Time Start 1200		Time Finish 1215			
Parameter	Standard	Calibration Value	Calibration Solution Temperature (°C)	Acceptance Criteria	Reference
pH (SU)	4.00	4.02	21.8	± 0.1	GWMP
pH (SU)	7.00	7.08	22.2	± 0.1	GWMP
pH (SU)	10.00	9.98	22.0	± 0.1	GWMP
Specific Conductance (µS/cm)	1,413	1450	21.9	± 10% of standard	EPA 2023

	Standard	Calibration Value	Acceptance Criteria	Reference
Turbidity (NTU)	0	0.3	± 10% of standard	EPA 2023
	10	10.1		
	20	20.0		
	100	97		

Notes:

Field Instrumentation Calibration Form

ATLANTIC COAST CONSULTING, INC.

Site Name: Plant McIntosh AP-1 Date: 02-05-25

Calibrated By: J. May Field Conditions: Sunny, 50s

Instrument	Manufactuer/ Model	Serial Number
Water Quality Meter	AquaTroll 500	1183949
Turbidity Meter	Hach 2100Q	24010D00D402

Calibration Standard Information

Parameter	Standard	Lot #	Date of Expiration	Brand
D.O. (%)	N/A	DI Water	—	—
pH (SU)	4.00	4G1219	09/26	PINE
pH (SU)	7.00	4G10109	09/26	PINE
pH (SU)	10.00	4G61192	01/26	PINE
Specific Conductance (µS/cm)	1,413	4GH0240	08/25	PINE
ORP (mV)	240.0	4GJ1196	07/25	PINE

	Standard	Lot #	Date of Expiration	Brand
Turbidity (NTU)	0	DI Water	—	—
	10	A4029	05/25	Hach
	20	A33603	04/25	Hach
	100	A4002	04/25	Hach

Calibration

Time Start: 0810 Time Finish: 0815

Parameter	Standard	Calibration Value	Calibration Solution Temperature (°C)	Acceptance Criteria	Reference
D.O. (%)	N/A	99.98	14.94	± 10%	EPA 2023
pH (SU)	4.00	4.00	15.24	± 0.1	GWMP
pH (SU)	7.00	7.04	15.10	± 0.1	GWMP
pH (SU)	10.00	10.11	15.01	± 0.1	GWMP
Specific Conductance (µS/cm)	1,413	1413.0	15.30	± 10% of standard	NA
ORP (mV)	240.0	241.25	15.27	± 10	EPA 2023

	Standard	Calibration Value	Acceptance Criteria	Reference
Turbidity (NTU)	0	0.13	± 10% of standard	EPA 2023
	10	10.0		
	20	20.6		
	100	102		

Calibration Check

Time Start 1305 Time Finish 1315

Parameter	Standard	Calibration Value	Calibration Solution Temperature (°C)	Acceptance Criteria	Reference
pH (SU)	4.00	4.01	20.68	± 0.1	GWMP
pH (SU)	7.00	7.00	21.70	± 0.1	GWMP
pH (SU)	10.00	10.03	21.45	± 0.1	GWMP
Specific Conductance (µS/cm)	1,413	1413.0	20.99	± 10% of standard	EPA 2023

	Standard	Calibration Value	Acceptance Criteria	Reference
Turbidity (NTU)	0	0.20	± 10% of standard	EPA 2023
	10	10.1		
	20	19.9		
	100	99.8		

Notes:

Well Inspection

Site Name: Plant Mcintosh LF4

Date: 2/3/2025

Permit Number: 051-010D(CCR)

Field Conditions: 70 °F

Well ID:	Location/Identification			
	Visible and accessible	Properly identified with correct well ID	Located in high traffic area; does the well require protection from traffic	Acceptable drainage around well (no standing water, not located in obvious drainage flow path)
GWC-1	Yes	Yes	No	Yes
GWA-2	Yes	Yes	No	Yes
GWA-3	Yes	Yes	No	Yes
GWA-4A	Yes	Yes	No	Yes
GWA-5	Yes	Yes	No	Yes
GWC-9	Yes	Yes	No	Yes
GWC-10	Yes	Yes	No	Yes
GWC-11	Yes	Yes	No	Yes
GWC-12	Yes	Yes	No	Yes
GWA-13	Yes	Yes	No	Yes
GWA-14	Yes	Yes	No	Yes
GWA-15	Yes	Yes	No	Yes
GWA-16	Yes	Yes	No	Yes
GWC-17	Yes	Yes	No	Yes
GWC-18	Yes	Yes	No	Yes
GWC-19	Yes	Yes	No	Yes
GWC-20	Yes	Yes	No	Yes
GWC-21	Yes	Yes	No	Yes
PZ-22	Yes	Yes	No	Yes
GWC-23	Yes	Yes	No	Yes

Well Inspection

Site Name: Plant Mcintosh LF4

Date: 2/3/2025

Permit Number: 051-010D(CCR)

Field Conditions: 70 °F

Well ID:	Protective Casing				
	Free from apparent damage and able to be secured	No degradation or deterioration	Functioning weep hole	Annular space clear of debris and water, or filled with pea gravel/sand	Locked and is the lock in good condition
GWC-1	Yes	Yes	Yes	Yes	Yes
GWA-2	Yes	Yes	Yes	Yes	Yes
GWA-3	Yes	Yes	Yes	Yes	Yes
GWA-4A	Yes	Yes	Yes	Yes	Yes
GWA-5	Yes	Yes	Yes	Yes	Yes
GWC-9	Yes	Yes	Yes	Yes	Yes
GWC-10	Yes	Yes	Yes	Yes	Yes
GWC-11	Yes	Yes	Yes	Yes	Yes
GWC-12	Yes	Yes	Yes	Yes	Yes
GWA-13	Yes	Yes	Yes	Yes	Yes
GWA-14	Yes	Yes	Yes	Yes	Yes
GWA-15	Yes	Yes	Yes	Yes	Yes
GWA-16	Yes	Yes	Yes	Yes	Yes
GWC-17	Yes	Yes	Yes	Yes	Yes
GWC-18	Yes	Yes	Yes	Yes	Yes
GWC-19	Yes	Yes	Yes	Yes	Yes
GWC-20	Yes	Yes	Yes	Yes	Yes
GWC-21	Yes	Yes	Yes	Yes	Yes
PZ-22	Yes	Yes	Yes	Yes	Yes
GWC-23	Yes	Yes	Yes	Yes	Yes

Well Inspection

Site Name: Plant Mcintosh LF4 Date: 2/3/2025

Permit Number: 051-010D(CCR) Field Conditions: 70 °F

Well ID:	Surface Pad			Internal Casing		
	Good condition (not cracked/ broken)	Sloped away from the protective casing	In complete contact with the ground surface and stable	Cap prevents entry of foreign material into the well	Free of kinks/bends, or any obstructions from foreign objects (such as bailers)	Properly vented for equilibration of air pressure
GWC-1	Yes	Yes	Yes	Yes	Yes	Yes
GWA-2	Yes	Yes	Yes	Yes	Yes	Yes
GWA-3	Yes	Yes	Yes	Yes	Yes	Yes
GWA-4A	Yes	Yes	Yes	Yes	Yes	Yes
GWA-5	Yes	Yes	Yes	Yes	Yes	Yes
GWC-9	Yes	Yes	Yes	Yes	Yes	Yes
GWC-10	Yes	Yes	Yes	Yes	Yes	Yes
GWC-11	Yes	Yes	Yes	Yes	Yes	Yes
GWC-12	Yes	Yes	Yes	Yes	Yes	Yes
GWA-13	Yes	Yes	Yes	Yes	Yes	Yes
GWA-14	Yes	Yes	Yes	Yes	Yes	Yes
GWA-15	Yes	Yes	Yes	Yes	Yes	Yes
GWA-16	Yes	Yes	Yes	Yes	Yes	Yes
GWC-17	Yes	Yes	Yes	Yes	Yes	Yes
GWC-18	Yes	Yes	Yes	Yes	Yes	Yes
GWC-19	Yes	Yes	Yes	Yes	Yes	Yes
GWC-20	Yes	Yes	Yes	Yes	Yes	Yes
GWC-21	Yes	Yes	Yes	Yes	Yes	Yes
PZ-22	Yes	Yes	Yes	Yes	Yes	Yes
GWC-23	Yes	Yes	Yes	Yes	Yes	Yes

Well Inspection

Site Name: Plant Mcintosh LF4 Date: 2/3/2025

Permit Number: 051-010D(CCR) Field Conditions: 70 °F

Well ID:	Corrective actions as needed, by date:
GWC-1	
GWA-2	
GWA-3	
GWA-4A	
GWA-5	
GWC-9	
GWC-10	
GWC-11	
GWC-12	
GWA-13	
GWA-14	
GWA-15	
GWA-16	
GWC-17	
GWC-18	
GWC-19	
GWC-20	
GWC-21	
PZ-22	
GWC-23	

APPENDIX A

Laboratory Analytical and Field Sampling Reports
August 2025 Monitoring Event

eurofins | Environment Testing

ANALYTICAL REPORT

PREPARED FOR

Attn: Kevin Stephenson
Southern Company
241 Ralph McGill Blvd SE
B10185
Atlanta, Georgia 30308

Generated 8/27/2025 10:25:56 AM

JOB DESCRIPTION

Plant McIntosh Landfill 4

JOB NUMBER

680-266165-1

Eurofins Savannah
5102 LaRoche Avenue
Savannah GA 31404

See page two for job notes and contact information.

my EOL

Job Notes

This report may not be reproduced except in full, and with written approval from the laboratory. The results relate only to the samples tested. For questions please contact the Project Manager at the e-mail address or telephone number listed on this page.

The test results in this report relate only to the samples as received by the laboratory and will meet all requirements of the methodology, with any exceptions noted. This report shall not be reproduced except in full, without the express written approval of the laboratory. All questions should be directed to the Eurofins Environment Testing Southeast, LLC Project Manager.

Authorization



Generated
8/27/2025 10:25:56 AM

Authorized for release by
David Fuller, Project Manager
David.Fuller@et.eurofinsus.com
(770)344-8986

Definitions/Glossary

Client: Southern Company
Project/Site: Plant McIntosh Landfill 4

Job ID: 680-266165-1

Qualifiers

HPLC/IC

Qualifier	Qualifier Description
F1	MS and/or MSD recovery exceeds control limits.
J	Result is less than the RL but greater than or equal to the MDL and the concentration is an approximate value.

Metals

Qualifier	Qualifier Description
^+	Continuing Calibration Verification (CCV) is outside acceptance limits, high biased.
J	Result is less than the RL but greater than or equal to the MDL and the concentration is an approximate value.

Glossary

Abbreviation	These commonly used abbreviations may or may not be present in this report.
☼	Listed under the "D" column to designate that the result is reported on a dry weight basis
%R	Percent Recovery
CFL	Contains Free Liquid
CFU	Colony Forming Unit
CNF	Contains No Free Liquid
DER	Duplicate Error Ratio (normalized absolute difference)
Dil Fac	Dilution Factor
DL	Detection Limit (DoD/DOE)
DL, RA, RE, IN	Indicates a Dilution, Re-analysis, Re-extraction, or additional Initial metals/anion analysis of the sample
DLC	Decision Level Concentration (Radiochemistry)
EDL	Estimated Detection Limit (Dioxin)
LOD	Limit of Detection (DoD/DOE)
LOQ	Limit of Quantitation (DoD/DOE)
MCL	EPA recommended "Maximum Contaminant Level"
MDA	Minimum Detectable Activity (Radiochemistry)
MDC	Minimum Detectable Concentration (Radiochemistry)
MDL	Method Detection Limit
ML	Minimum Level (Dioxin)
MPN	Most Probable Number
MQL	Method Quantitation Limit
NC	Not Calculated
ND	Not Detected at the reporting limit (or MDL or EDL if shown)
NEG	Negative / Absent
POS	Positive / Present
PQL	Practical Quantitation Limit
PRES	Presumptive
QC	Quality Control
RER	Relative Error Ratio (Radiochemistry)
RL	Reporting Limit or Requested Limit (Radiochemistry)
RPD	Relative Percent Difference, a measure of the relative difference between two points
TEF	Toxicity Equivalent Factor (Dioxin)
TEQ	Toxicity Equivalent Quotient (Dioxin)
TNTC	Too Numerous To Count

Sample Summary

Client: Southern Company
Project/Site: Plant McIntosh Landfill 4

Job ID: 680-266165-1

Lab Sample ID	Client Sample ID	Matrix	Collected	Received	Sample Origin
680-266165-1	MCI-GWA-14	Water	08/04/25 16:24	08/06/25 08:14	Georgia
680-266165-2	MCI-LF4-GWA-2	Water	08/05/25 09:37	08/06/25 08:14	Georgia
680-266165-4	MCI-GWA-4A	Water	08/05/25 10:40	08/06/25 08:14	Georgia
680-266165-5	MCI-GWA-15	Water	08/05/25 11:19	08/06/25 08:14	Georgia
680-266165-6	MCI-LF4-GWA-5	Water	08/05/25 11:40	08/06/25 08:14	Georgia
680-266165-7	MCI-GWA-16	Water	08/05/25 12:40	08/06/25 08:14	Georgia
680-266165-8	MCI-GWA-13	Water	08/05/25 12:40	08/06/25 08:14	Georgia
680-266165-9	MCI-GWC-17	Water	08/05/25 13:44	08/06/25 08:14	Georgia
680-266165-10	MCI-LF4-FB-05	Water	08/05/25 13:55	08/06/25 08:14	Georgia
680-266165-11	MCI-GWC-20	Water	08/05/25 14:08	08/06/25 08:14	Georgia
680-266165-12	MCI-LF4-FD-03	Water	08/05/25 00:00	08/06/25 08:14	Georgia
680-266165-13	MCI-GWC-21	Water	08/05/25 15:26	08/06/25 08:14	Georgia
680-266165-14	MCI-GWC-19	Water	08/05/25 16:19	08/06/25 08:14	Georgia
680-266204-1	MCI-GWC-18	Water	08/06/25 10:37	08/07/25 08:35	Georgia
680-266204-2	MCI-GWC-23	Water	08/06/25 10:29	08/07/25 08:35	Georgia
680-266204-3	MCI-LF4-FB-06	Water	08/06/25 10:20	08/07/25 08:35	Georgia
680-266204-4	MCI-LF4-EB-07	Water	08/06/25 10:00	08/07/25 08:35	Georgia
680-266204-5	MCI-GWC-9	Water	08/06/25 12:05	08/07/25 08:35	Georgia
680-266204-6	MCI-GWC-11	Water	08/06/25 12:35	08/07/25 08:35	Georgia
680-266204-7	MCI-LF4-GWC-1	Water	08/06/25 14:09	08/07/25 08:35	Georgia
680-266204-8	MCI-GWC-10	Water	08/06/25 13:25	08/07/25 08:35	Georgia
680-266204-9	MCI-GWC-12	Water	08/06/25 14:17	08/07/25 08:35	Georgia
680-266204-10	MCI-LF4-FD-04	Water	08/06/25 00:00	08/07/25 08:35	Georgia
680-266204-11	MCI-LF4-EB-08	Water	08/06/25 14:25	08/07/25 08:35	Georgia
680-266204-12	MCI-GWA-3	Water	08/06/25 16:16	08/07/25 08:35	Georgia

Job Narrative
680-266165-1

The analytical test results presented in this report meet all requirements of the associated regulatory program listed on the Accreditation/Certification Summary Page, unless otherwise noted. Data qualifiers and/or narrative comments are included to explain any exceptions, if applicable. Regulated compliance samples (e.g. SDWA, NPDES) must comply with associated agency requirements/permits.

- Matrix-specific batch QC (e.g., MS, MSD, SD) may not be reported when insufficient sample volume is available or when site-specific QC samples are not submitted. In such cases, a Laboratory Control Sample Duplicate (LCSD) may be analyzed to provide precision data for the batch.
- For samples analyzed using surrogate and/or isotope dilution analytes, any recoveries falling outside of established acceptance criteria are re-prepared and/or re-analyzed to confirm results, unless the deviation is due to sample dilution or otherwise explained in the case narrative.

Receipt
The samples were received on 8/6/2025 8:14 AM and 8/7/2025 8:35 AM. Unless otherwise noted below, the samples arrived in good condition, and, where required, properly preserved and on ice. The temperatures of the 3 coolers at receipt time were 1.0°C, 1.1°C and 1.6°C.

HPLC/IC
Method 300_ORGFM_28D: The matrix spike / matrix spike duplicate (MS/MSD) recoveries for analytical batch 705-74889 were outside control limits for one or more analytes. See QC Sample Results for detail. Sample matrix interference and/or non-homogeneity are suspected because the associated laboratory control sample (LCS) recovery is within acceptance limits.

No additional analytical or quality issues were noted, other than those described above or in the Definitions/ Glossary page.

Metals
Method 6020B - Total Recoverable: The continuing calibration verification (CCV) associated with batch 705-77024 recovered above the upper control limit for Barium. The samples associated with this CCV were non-detects for the affected analytes; therefore, the data have been reported. The associated samples are:MCI-LF4-FB-06 (680-266204-3), MCI-LF4-EB-07 (680-266204-4), MCI-LF4-EB-08 (680-266204-11), (CCV 705-77024/15), (CCV 705-77024/27) and (CCV 705-77024/39).

No additional analytical or quality issues were noted, other than those described above or in the Definitions/ Glossary page.

General Chemistry
No additional analytical or quality issues were noted, other than those described above or in the Definitions/ Glossary page.

Client Sample ID: MCI-GWA-14

Lab Sample ID: 680-266165-1

Date Collected: 08/04/25 16:24

Matrix: Water

Date Received: 08/06/25 08:14

Method: EPA 300.0 - Anions, Ion Chromatography

Analyte	Result	Qualifier	RL	MDL	Unit	D	Prepared	Analyzed	Dil Fac
Chloride	**3.5**		1.0	0.98	mg/L			08/15/25 16:04	1
Fluoride	**0.17**	**J**	0.20	0.081	mg/L			08/15/25 16:04	1
Sulfate	**0.78**	**J**	1.0	0.77	mg/L			08/15/25 16:04	1

Method: SW846 6010D - Metals (ICP)

Analyte	Result	Qualifier	RL	MDL	Unit	D	Prepared	Analyzed	Dil Fac
Boron	<0.026		0.080	0.026	mg/L		08/18/25 12:08	08/19/25 10:25	1
Calcium	**0.45**		0.10	0.038	mg/L		08/18/25 12:08	08/19/25 10:25	1

Method: SW846 6020B - Metals (ICP/MS) - Total Recoverable

Analyte	Result	Qualifier	RL	MDL	Unit	D	Prepared	Analyzed	Dil Fac
Antimony	<0.0025		0.0050	0.0025	mg/L		08/19/25 07:00	08/21/25 00:27	1
Arsenic	<0.0013		0.0050	0.0013	mg/L		08/19/25 07:00	08/21/25 00:27	1
Barium	**0.014**		0.010	0.00041	mg/L		08/19/25 07:00	08/21/25 00:27	1
Beryllium	<0.00015		0.0010	0.00015	mg/L		08/19/25 07:00	08/21/25 00:27	1
Cadmium	<0.00024		0.00070	0.00024	mg/L		08/19/25 07:00	08/21/25 00:27	1
Chromium	<0.0037		0.0050	0.0037	mg/L		08/19/25 07:00	08/21/25 00:27	1
Cobalt	<0.00041		0.0050	0.00041	mg/L		08/19/25 07:00	08/21/25 00:27	1
Copper	<0.00064		0.0020	0.00064	mg/L		08/19/25 07:00	08/21/25 00:27	1
Lead	<0.00086		0.0010	0.00086	mg/L		08/19/25 07:00	08/21/25 00:27	1
Nickel	<0.00042		0.0050	0.00042	mg/L		08/19/25 07:00	08/21/25 00:27	1
Selenium	<0.0023		0.0050	0.0023	mg/L		08/19/25 07:00	08/21/25 00:27	1
Silver	<0.00017		0.0010	0.00017	mg/L		08/19/25 07:00	08/21/25 00:27	1
Thallium	<0.00019		0.0010	0.00019	mg/L		08/19/25 07:00	08/21/25 00:27	1
Vanadium	<0.0012		0.0050	0.0012	mg/L		08/19/25 07:00	08/21/25 00:27	1
Zinc	<0.0089		0.010	0.0089	mg/L		08/19/25 07:00	08/21/25 00:27	1

General Chemistry

Analyte	Result	Qualifier	RL	MDL	Unit	D	Prepared	Analyzed	Dil Fac
Total Dissolved Solids (SM 2540C - 2015)	**33**		10	10	mg/L			08/08/25 15:30	1

Client Sample ID: MCI-LF4-GWA-2

Lab Sample ID: 680-266165-2

Date Collected: 08/05/25 09:37

Matrix: Water

Date Received: 08/06/25 08:14

Method: EPA 300.0 - Anions, Ion Chromatography

Analyte	Result	Qualifier	RL	MDL	Unit	D	Prepared	Analyzed	Dil Fac
Chloride	**3.4**		1.0	0.98	mg/L			08/15/25 16:15	1
Fluoride	**0.12**	**J**	0.20	0.081	mg/L			08/15/25 16:15	1
Sulfate	<0.77		1.0	0.77	mg/L			08/15/25 16:15	1

Method: SW846 6010D - Metals (ICP)

Analyte	Result	Qualifier	RL	MDL	Unit	D	Prepared	Analyzed	Dil Fac
Boron	<0.026		0.080	0.026	mg/L		08/18/25 12:08	08/19/25 10:27	1
Calcium	**0.32**		0.10	0.038	mg/L		08/18/25 12:08	08/19/25 10:27	1

Method: SW846 6020B - Metals (ICP/MS) - Total Recoverable

Analyte	Result	Qualifier	RL	MDL	Unit	D	Prepared	Analyzed	Dil Fac
Antimony	<0.0025		0.0050	0.0025	mg/L		08/19/25 07:00	08/21/25 00:29	1
Arsenic	<0.0013		0.0050	0.0013	mg/L		08/19/25 07:00	08/21/25 00:29	1

Client Sample ID: MCI-LF4-GWA-2

Lab Sample ID: 680-266165-2

Date Collected: 08/05/25 09:37

Matrix: Water

Date Received: 08/06/25 08:14

Method: SW846 6020B - Metals (ICP/MS) - Total Recoverable (Continued)

Analyte	Result	Qualifier	RL	MDL	Unit	D	Prepared	Analyzed	Dil Fac
Barium	**0.032**		0.010	0.00041	mg/L		08/19/25 07:00	08/21/25 00:29	1
Beryllium	<0.00015		0.0010	0.00015	mg/L		08/19/25 07:00	08/21/25 00:29	1
Cadmium	<0.00024		0.00070	0.00024	mg/L		08/19/25 07:00	08/21/25 00:29	1
Chromium	<0.0037		0.0050	0.0037	mg/L		08/19/25 07:00	08/21/25 00:29	1
Cobalt	**0.0012**	**J**	0.0050	0.00041	mg/L		08/19/25 07:00	08/21/25 00:29	1
Copper	**0.0024**		0.0020	0.00064	mg/L		08/19/25 07:00	08/21/25 00:29	1
Lead	<0.00086		0.0010	0.00086	mg/L		08/19/25 07:00	08/21/25 00:29	1
Nickel	**0.00081**	**J**	0.0050	0.00042	mg/L		08/19/25 07:00	08/21/25 00:29	1
Selenium	<0.0023		0.0050	0.0023	mg/L		08/19/25 07:00	08/21/25 00:29	1
Silver	<0.00017		0.0010	0.00017	mg/L		08/19/25 07:00	08/21/25 00:29	1
Thallium	<0.00019		0.0010	0.00019	mg/L		08/19/25 07:00	08/21/25 00:29	1
Vanadium	<0.0012		0.0050	0.0012	mg/L		08/19/25 07:00	08/21/25 00:29	1
Zinc	<0.0089		0.010	0.0089	mg/L		08/19/25 07:00	08/21/25 00:29	1

General Chemistry

Analyte	Result	Qualifier	RL	MDL	Unit	D	Prepared	Analyzed	Dil Fac
Total Dissolved Solids (SM 2540C - 2015)	**51**		10	10	mg/L			08/08/25 15:30	1

Client Sample ID: MCI-GWA-4A

Lab Sample ID: 680-266165-4

Date Collected: 08/05/25 10:40

Matrix: Water

Date Received: 08/06/25 08:14

Method: EPA 300.0 - Anions, Ion Chromatography

Analyte	Result	Qualifier	RL	MDL	Unit	D	Prepared	Analyzed	Dil Fac
Chloride	**3.5**		1.0	0.98	mg/L			08/15/25 17:01	1
Fluoride	**0.17**	**J**	0.20	0.081	mg/L			08/15/25 17:01	1
Sulfate	**2.6**		1.0	0.77	mg/L			08/15/25 17:01	1

Method: SW846 6010D - Metals (ICP)

Analyte	Result	Qualifier	RL	MDL	Unit	D	Prepared	Analyzed	Dil Fac
Boron	<0.026		0.080	0.026	mg/L		08/18/25 12:08	08/19/25 10:30	1
Calcium	**0.35**		0.10	0.038	mg/L		08/18/25 12:08	08/19/25 10:30	1

Method: SW846 6020B - Metals (ICP/MS) - Total Recoverable

Analyte	Result	Qualifier	RL	MDL	Unit	D	Prepared	Analyzed	Dil Fac
Antimony	<0.0025		0.0050	0.0025	mg/L		08/19/25 07:00	08/21/25 00:32	1
Arsenic	<0.0013		0.0050	0.0013	mg/L		08/19/25 07:00	08/21/25 00:32	1
Barium	**0.012**		0.010	0.00041	mg/L		08/19/25 07:00	08/21/25 00:32	1
Beryllium	<0.00015		0.0010	0.00015	mg/L		08/19/25 07:00	08/21/25 00:32	1
Cadmium	<0.00024		0.00070	0.00024	mg/L		08/19/25 07:00	08/21/25 00:32	1
Chromium	<0.0037		0.0050	0.0037	mg/L		08/19/25 07:00	08/21/25 00:32	1
Cobalt	**0.00069**	**J**	0.0050	0.00041	mg/L		08/19/25 07:00	08/21/25 00:32	1
Copper	<0.00064		0.0020	0.00064	mg/L		08/19/25 07:00	08/21/25 00:32	1
Lead	<0.00086		0.0010	0.00086	mg/L		08/19/25 07:00	08/21/25 00:32	1
Nickel	<0.00042		0.0050	0.00042	mg/L		08/19/25 07:00	08/21/25 00:32	1
Selenium	<0.0023		0.0050	0.0023	mg/L		08/19/25 07:00	08/21/25 00:32	1
Silver	<0.00017		0.0010	0.00017	mg/L		08/19/25 07:00	08/21/25 00:32	1
Thallium	<0.00019		0.0010	0.00019	mg/L		08/19/25 07:00	08/21/25 00:32	1
Vanadium	<0.0012		0.0050	0.0012	mg/L		08/19/25 07:00	08/21/25 00:32	1
Zinc	<0.0089		0.010	0.0089	mg/L		08/19/25 07:00	08/21/25 00:32	1

Client Sample ID: MCI-GWA-4A

Lab Sample ID: 680-266165-4

Date Collected: 08/05/25 10:40

Matrix: Water

Date Received: 08/06/25 08:14

General Chemistry

Analyte	Result	Qualifier	RL	MDL	Unit	D	Prepared	Analyzed	Dil Fac
Total Dissolved Solids (SM 2540C - 2015)	33		10	10	mg/L			08/08/25 15:30	1

Client Sample ID: MCI-GWA-15

Lab Sample ID: 680-266165-5

Date Collected: 08/05/25 11:19

Matrix: Water

Date Received: 08/06/25 08:14

Method: EPA 300.0 - Anions, Ion Chromatography

Analyte	Result	Qualifier	RL	MDL	Unit	D	Prepared	Analyzed	Dil Fac
Chloride	3.5		1.0	0.98	mg/L			08/15/25 17:12	1
Fluoride	0.095	J	0.20	0.081	mg/L			08/15/25 17:12	1
Sulfate	<0.77		1.0	0.77	mg/L			08/15/25 17:12	1

Method: SW846 6010D - Metals (ICP)

Analyte	Result	Qualifier	RL	MDL	Unit	D	Prepared	Analyzed	Dil Fac
Boron	<0.026		0.080	0.026	mg/L		08/18/25 12:08	08/19/25 10:33	1
Calcium	0.84		0.10	0.038	mg/L		08/18/25 12:08	08/19/25 10:33	1

Method: SW846 6020B - Metals (ICP/MS) - Total Recoverable

Analyte	Result	Qualifier	RL	MDL	Unit	D	Prepared	Analyzed	Dil Fac
Antimony	<0.0025		0.0050	0.0025	mg/L		08/19/25 07:00	08/21/25 00:35	1
Arsenic	<0.0013		0.0050	0.0013	mg/L		08/19/25 07:00	08/21/25 00:35	1
Barium	0.025		0.010	0.00041	mg/L		08/19/25 07:00	08/21/25 00:35	1
Beryllium	<0.00015		0.0010	0.00015	mg/L		08/19/25 07:00	08/21/25 00:35	1
Cadmium	<0.00024		0.00070	0.00024	mg/L		08/19/25 07:00	08/21/25 00:35	1
Chromium	<0.0037		0.0050	0.0037	mg/L		08/19/25 07:00	08/21/25 00:35	1
Cobalt	<0.00041		0.0050	0.00041	mg/L		08/19/25 07:00	08/21/25 00:35	1
Copper	<0.00064		0.0020	0.00064	mg/L		08/19/25 07:00	08/21/25 00:35	1
Lead	<0.00086		0.0010	0.00086	mg/L		08/19/25 07:00	08/21/25 00:35	1
Nickel	<0.00042		0.0050	0.00042	mg/L		08/19/25 07:00	08/21/25 00:35	1
Selenium	<0.0023		0.0050	0.0023	mg/L		08/19/25 07:00	08/21/25 00:35	1
Silver	<0.00017		0.0010	0.00017	mg/L		08/19/25 07:00	08/21/25 00:35	1
Thallium	<0.00019		0.0010	0.00019	mg/L		08/19/25 07:00	08/21/25 00:35	1
Vanadium	<0.0012		0.0050	0.0012	mg/L		08/19/25 07:00	08/21/25 00:35	1
Zinc	<0.0089		0.010	0.0089	mg/L		08/19/25 07:00	08/21/25 00:35	1

General Chemistry

Analyte	Result	Qualifier	RL	MDL	Unit	D	Prepared	Analyzed	Dil Fac
Total Dissolved Solids (SM 2540C - 2015)	30		10	10	mg/L			08/08/25 15:30	1

Client Sample ID: MCI-LF4-GWA-5

Lab Sample ID: 680-266165-6

Date Collected: 08/05/25 11:40

Matrix: Water

Date Received: 08/06/25 08:14

Method: EPA 300.0 - Anions, Ion Chromatography

Analyte	Result	Qualifier	RL	MDL	Unit	D	Prepared	Analyzed	Dil Fac
Chloride	3.7		1.0	0.98	mg/L			08/15/25 19:31	1
Fluoride	0.12	J	0.20	0.081	mg/L			08/15/25 19:31	1
Sulfate	<0.77		1.0	0.77	mg/L			08/15/25 19:31	1

Client Sample ID: MCI-LF4-GWA-5

Lab Sample ID: 680-266165-6

Date Collected: 08/05/25 11:40

Matrix: Water

Date Received: 08/06/25 08:14

Method: SW846 6010D - Metals (ICP)

Analyte	Result	Qualifier	RL	MDL	Unit	D	Prepared	Analyzed	Dil Fac
Boron	<0.026		0.080	0.026	mg/L		08/18/25 12:08	08/19/25 10:36	1
Calcium	**1.4**		0.10	0.038	mg/L		08/18/25 12:08	08/19/25 10:36	1

Method: SW846 6020B - Metals (ICP/MS) - Total Recoverable

Analyte	Result	Qualifier	RL	MDL	Unit	D	Prepared	Analyzed	Dil Fac
Antimony	<0.0025		0.0050	0.0025	mg/L		08/19/25 07:00	08/21/25 00:37	1
Arsenic	<0.0013		0.0050	0.0013	mg/L		08/19/25 07:00	08/21/25 00:37	1
Barium	**0.032**		0.010	0.00041	mg/L		08/19/25 07:00	08/21/25 00:37	1
Beryllium	<0.00015		0.0010	0.00015	mg/L		08/19/25 07:00	08/21/25 00:37	1
Cadmium	<0.00024		0.00070	0.00024	mg/L		08/19/25 07:00	08/21/25 00:37	1
Chromium	<0.0037		0.0050	0.0037	mg/L		08/19/25 07:00	08/21/25 00:37	1
Cobalt	**0.00071**	**J**	0.0050	0.00041	mg/L		08/19/25 07:00	08/21/25 00:37	1
Copper	<0.00064		0.0020	0.00064	mg/L		08/19/25 07:00	08/21/25 00:37	1
Lead	<0.00086		0.0010	0.00086	mg/L		08/19/25 07:00	08/21/25 00:37	1
Nickel	**0.00075**	**J**	0.0050	0.00042	mg/L		08/19/25 07:00	08/21/25 00:37	1
Selenium	<0.0023		0.0050	0.0023	mg/L		08/19/25 07:00	08/21/25 00:37	1
Silver	<0.00017		0.0010	0.00017	mg/L		08/19/25 07:00	08/21/25 00:37	1
Thallium	<0.00019		0.0010	0.00019	mg/L		08/19/25 07:00	08/21/25 00:37	1
Vanadium	<0.0012		0.0050	0.0012	mg/L		08/19/25 07:00	08/21/25 00:37	1
Zinc	<0.0089		0.010	0.0089	mg/L		08/19/25 07:00	08/21/25 00:37	1

General Chemistry

Analyte	Result	Qualifier	RL	MDL	Unit	D	Prepared	Analyzed	Dil Fac
Total Dissolved Solids (SM 2540C - 2015)	**33**		10	10	mg/L			08/08/25 15:30	1

Client Sample ID: MCI-GWA-16

Lab Sample ID: 680-266165-7

Date Collected: 08/05/25 12:40

Matrix: Water

Date Received: 08/06/25 08:14

Method: EPA 300.0 - Anions, Ion Chromatography

Analyte	Result	Qualifier	RL	MDL	Unit	D	Prepared	Analyzed	Dil Fac
Chloride	**3.7**		1.0	0.98	mg/L			08/15/25 19:42	1
Fluoride	**0.16**	**J**	0.20	0.081	mg/L			08/15/25 19:42	1
Sulfate	<0.77		1.0	0.77	mg/L			08/15/25 19:42	1

Method: SW846 6010D - Metals (ICP)

Analyte	Result	Qualifier	RL	MDL	Unit	D	Prepared	Analyzed	Dil Fac
Boron	<0.026		0.080	0.026	mg/L		08/18/25 12:08	08/19/25 10:39	1
Calcium	**0.38**		0.10	0.038	mg/L		08/18/25 12:08	08/19/25 10:39	1

Method: SW846 6020B - Metals (ICP/MS) - Total Recoverable

Analyte	Result	Qualifier	RL	MDL	Unit	D	Prepared	Analyzed	Dil Fac
Antimony	<0.0025		0.0050	0.0025	mg/L		08/19/25 07:00	08/21/25 00:40	1
Arsenic	<0.0013		0.0050	0.0013	mg/L		08/19/25 07:00	08/21/25 00:40	1
Barium	**0.023**		0.010	0.00041	mg/L		08/19/25 07:00	08/21/25 00:40	1
Beryllium	<0.00015		0.0010	0.00015	mg/L		08/19/25 07:00	08/21/25 00:40	1
Cadmium	<0.00024		0.00070	0.00024	mg/L		08/19/25 07:00	08/21/25 00:40	1
Chromium	<0.0037		0.0050	0.0037	mg/L		08/19/25 07:00	08/21/25 00:40	1
Cobalt	<0.00041		0.0050	0.00041	mg/L		08/19/25 07:00	08/21/25 00:40	1
Copper	<0.00064		0.0020	0.00064	mg/L		08/19/25 07:00	08/21/25 00:40	1

Client Sample ID: MCI-GWA-16

Lab Sample ID: 680-266165-7

Date Collected: 08/05/25 12:40

Matrix: Water

Date Received: 08/06/25 08:14

Method: SW846 6020B - Metals (ICP/MS) - Total Recoverable (Continued)

Analyte	Result	Qualifier	RL	MDL	Unit	D	Prepared	Analyzed	Dil Fac
Lead	<0.00086		0.0010	0.00086	mg/L		08/19/25 07:00	08/21/25 00:40	1
Nickel	**0.00042**	**J**	0.0050	0.00042	mg/L		08/19/25 07:00	08/21/25 00:40	1
Selenium	<0.0023		0.0050	0.0023	mg/L		08/19/25 07:00	08/21/25 00:40	1
Silver	<0.00017		0.0010	0.00017	mg/L		08/19/25 07:00	08/21/25 00:40	1
Thallium	<0.00019		0.0010	0.00019	mg/L		08/19/25 07:00	08/21/25 00:40	1
Vanadium	<0.0012		0.0050	0.0012	mg/L		08/19/25 07:00	08/21/25 00:40	1
Zinc	<0.0089		0.010	0.0089	mg/L		08/19/25 07:00	08/21/25 00:40	1

General Chemistry

Analyte	Result	Qualifier	RL	MDL	Unit	D	Prepared	Analyzed	Dil Fac
Total Dissolved Solids (SM 2540C - 2015)	**39**		10	10	mg/L			08/08/25 15:30	1

Client Sample ID: MCI-GWA-13

Lab Sample ID: 680-266165-8

Date Collected: 08/05/25 12:40

Matrix: Water

Date Received: 08/06/25 08:14

Method: EPA 300.0 - Anions, Ion Chromatography

Analyte	Result	Qualifier	RL	MDL	Unit	D	Prepared	Analyzed	Dil Fac
Chloride	**3.1**		1.0	0.98	mg/L			08/15/25 19:54	1
Fluoride	**0.095**	**J**	0.20	0.081	mg/L			08/15/25 19:54	1
Sulfate	**0.97**	**J**	1.0	0.77	mg/L			08/15/25 19:54	1

Method: SW846 6010D - Metals (ICP)

Analyte	Result	Qualifier	RL	MDL	Unit	D	Prepared	Analyzed	Dil Fac
Boron	<0.026		0.080	0.026	mg/L		08/18/25 12:08	08/19/25 10:41	1
Calcium	**0.33**		0.10	0.038	mg/L		08/18/25 12:08	08/19/25 10:41	1

Method: SW846 6020B - Metals (ICP/MS) - Total Recoverable

Analyte	Result	Qualifier	RL	MDL	Unit	D	Prepared	Analyzed	Dil Fac
Antimony	<0.0025		0.0050	0.0025	mg/L		08/19/25 07:00	08/21/25 00:43	1
Arsenic	<0.0013		0.0050	0.0013	mg/L		08/19/25 07:00	08/21/25 00:43	1
Barium	**0.015**		0.010	0.00041	mg/L		08/19/25 07:00	08/21/25 00:43	1
Beryllium	<0.00015		0.0010	0.00015	mg/L		08/19/25 07:00	08/21/25 00:43	1
Cadmium	<0.00024		0.00070	0.00024	mg/L		08/19/25 07:00	08/21/25 00:43	1
Chromium	<0.0037		0.0050	0.0037	mg/L		08/19/25 07:00	08/21/25 00:43	1
Cobalt	<0.00041		0.0050	0.00041	mg/L		08/19/25 07:00	08/21/25 00:43	1
Copper	**0.0011**	**J**	0.0020	0.00064	mg/L		08/19/25 07:00	08/21/25 00:43	1
Lead	<0.00086		0.0010	0.00086	mg/L		08/19/25 07:00	08/21/25 00:43	1
Nickel	<0.00042		0.0050	0.00042	mg/L		08/19/25 07:00	08/21/25 00:43	1
Selenium	<0.0023		0.0050	0.0023	mg/L		08/19/25 07:00	08/21/25 00:43	1
Silver	<0.00017		0.0010	0.00017	mg/L		08/19/25 07:00	08/21/25 00:43	1
Thallium	<0.00019		0.0010	0.00019	mg/L		08/19/25 07:00	08/21/25 00:43	1
Vanadium	<0.0012		0.0050	0.0012	mg/L		08/19/25 07:00	08/21/25 00:43	1
Zinc	<0.0089		0.010	0.0089	mg/L		08/19/25 07:00	08/21/25 00:43	1

General Chemistry

Analyte	Result	Qualifier	RL	MDL	Unit	D	Prepared	Analyzed	Dil Fac
Total Dissolved Solids (SM 2540C - 2015)	**31**		10	10	mg/L			08/08/25 15:30	1

Client Sample ID: MCI-GWC-17

Lab Sample ID: 680-266165-9

Date Collected: 08/05/25 13:44

Matrix: Water

Date Received: 08/06/25 08:14

Method: EPA 300.0 - Anions, Ion Chromatography

Analyte	Result	Qualifier	RL	MDL	Unit	D	Prepared	Analyzed	Dil Fac
Chloride	**4.4**		1.0	0.98	mg/L			08/15/25 20:05	1
Fluoride	**0.18**	**J**	0.20	0.081	mg/L			08/15/25 20:05	1
Sulfate	<0.77		1.0	0.77	mg/L			08/15/25 20:05	1

Method: SW846 6010D - Metals (ICP)

Analyte	Result	Qualifier	RL	MDL	Unit	D	Prepared	Analyzed	Dil Fac
Boron	<0.026		0.080	0.026	mg/L		08/18/25 12:08	08/19/25 09:51	1
Calcium	**2.1**		0.10	0.038	mg/L		08/18/25 12:08	08/19/25 09:51	1

Method: SW846 6020B - Metals (ICP/MS) - Total Recoverable

Analyte	Result	Qualifier	RL	MDL	Unit	D	Prepared	Analyzed	Dil Fac
Antimony	<0.0025		0.0050	0.0025	mg/L		08/19/25 07:00	08/21/25 01:04	1
Arsenic	<0.0013		0.0050	0.0013	mg/L		08/19/25 07:00	08/21/25 01:04	1
Barium	**0.018**		0.010	0.00041	mg/L		08/19/25 07:00	08/21/25 01:04	1
Beryllium	<0.00015		0.0010	0.00015	mg/L		08/19/25 07:00	08/21/25 01:04	1
Cadmium	**0.00044**	**J**	0.00070	0.00024	mg/L		08/19/25 07:00	08/21/25 01:04	1
Chromium	<0.0037		0.0050	0.0037	mg/L		08/19/25 07:00	08/21/25 01:04	1
Cobalt	<0.00041		0.0050	0.00041	mg/L		08/19/25 07:00	08/21/25 01:04	1
Copper	<0.00064		0.0020	0.00064	mg/L		08/19/25 07:00	08/21/25 01:04	1
Lead	<0.00086		0.0010	0.00086	mg/L		08/19/25 07:00	08/21/25 01:04	1
Nickel	**0.0019**	**J**	0.0050	0.00042	mg/L		08/19/25 07:00	08/21/25 01:04	1
Selenium	<0.0023		0.0050	0.0023	mg/L		08/19/25 07:00	08/21/25 01:04	1
Silver	<0.00017		0.0010	0.00017	mg/L		08/19/25 07:00	08/21/25 01:04	1
Thallium	<0.00019		0.0010	0.00019	mg/L		08/19/25 07:00	08/21/25 01:04	1
Vanadium	<0.0012		0.0050	0.0012	mg/L		08/19/25 07:00	08/21/25 01:04	1
Zinc	<0.0089		0.010	0.0089	mg/L		08/19/25 07:00	08/21/25 01:04	1

General Chemistry

Analyte	Result	Qualifier	RL	MDL	Unit	D	Prepared	Analyzed	Dil Fac
Total Dissolved Solids (SM 2540C - 2015)	**48**		10	10	mg/L			08/08/25 15:30	1

Client Sample ID: MCI-LF4-FB-05

Lab Sample ID: 680-266165-10

Date Collected: 08/05/25 13:55

Matrix: Water

Date Received: 08/06/25 08:14

Method: EPA 300.0 - Anions, Ion Chromatography

Analyte	Result	Qualifier	RL	MDL	Unit	D	Prepared	Analyzed	Dil Fac
Chloride	<0.98		1.0	0.98	mg/L			08/15/25 00:17	1
Fluoride	**0.091**	**J F1**	0.20	0.081	mg/L			08/15/25 00:17	1
Sulfate	<0.77		1.0	0.77	mg/L			08/15/25 00:17	1

Method: SW846 6010D - Metals (ICP)

Analyte	Result	Qualifier	RL	MDL	Unit	D	Prepared	Analyzed	Dil Fac
Boron	<0.026		0.080	0.026	mg/L		08/18/25 12:08	08/19/25 10:44	1
Calcium	<0.038		0.10	0.038	mg/L		08/18/25 12:08	08/19/25 10:44	1

Method: SW846 6020B - Metals (ICP/MS) - Total Recoverable

Analyte	Result	Qualifier	RL	MDL	Unit	D	Prepared	Analyzed	Dil Fac
Antimony	<0.0025		0.0050	0.0025	mg/L		08/19/25 07:00	08/21/25 01:06	1
Arsenic	<0.0013		0.0050	0.0013	mg/L		08/19/25 07:00	08/21/25 01:06	1

Client Sample ID: MCI-LF4-FB-05

Lab Sample ID: 680-266165-10

Date Collected: 08/05/25 13:55

Matrix: Water

Date Received: 08/06/25 08:14

Method: SW846 6020B - Metals (ICP/MS) - Total Recoverable (Continued)

Analyte	Result	Qualifier	RL	MDL	Unit	D	Prepared	Analyzed	Dil Fac
Barium	<0.00041		0.010	0.00041	mg/L		08/19/25 07:00	08/21/25 01:06	1
Beryllium	<0.00015		0.0010	0.00015	mg/L		08/19/25 07:00	08/21/25 01:06	1
Cadmium	<0.00024		0.00070	0.00024	mg/L		08/19/25 07:00	08/21/25 01:06	1
Chromium	**0.0056**		0.0050	0.0037	mg/L		08/19/25 07:00	08/21/25 01:06	1
Cobalt	<0.00041		0.0050	0.00041	mg/L		08/19/25 07:00	08/21/25 01:06	1
Copper	<0.00064		0.0020	0.00064	mg/L		08/19/25 07:00	08/21/25 01:06	1
Lead	<0.00086		0.0010	0.00086	mg/L		08/19/25 07:00	08/21/25 01:06	1
Nickel	<0.00042		0.0050	0.00042	mg/L		08/19/25 07:00	08/21/25 01:06	1
Selenium	<0.0023		0.0050	0.0023	mg/L		08/19/25 07:00	08/21/25 01:06	1
Silver	<0.00017		0.0010	0.00017	mg/L		08/19/25 07:00	08/21/25 01:06	1
Thallium	<0.00019		0.0010	0.00019	mg/L		08/19/25 07:00	08/21/25 01:06	1
Vanadium	<0.0012		0.0050	0.0012	mg/L		08/19/25 07:00	08/21/25 01:06	1
Zinc	<0.0089		0.010	0.0089	mg/L		08/19/25 07:00	08/21/25 01:06	1

General Chemistry

Analyte	Result	Qualifier	RL	MDL	Unit	D	Prepared	Analyzed	Dil Fac
Total Dissolved Solids (SM 2540C - 2015)	**14**		10	10	mg/L			08/08/25 15:30	1

Client Sample ID: MCI-GWC-20

Lab Sample ID: 680-266165-11

Date Collected: 08/05/25 14:08

Matrix: Water

Date Received: 08/06/25 08:14

Method: EPA 300.0 - Anions, Ion Chromatography

Analyte	Result	Qualifier	RL	MDL	Unit	D	Prepared	Analyzed	Dil Fac
Chloride	**6.5**		1.0	0.98	mg/L			08/15/25 20:29	1
Fluoride	**0.11**	**J**	0.20	0.081	mg/L			08/15/25 20:29	1
Sulfate	**0.78**	**J**	1.0	0.77	mg/L			08/15/25 20:29	1

Method: SW846 6010D - Metals (ICP)

Analyte	Result	Qualifier	RL	MDL	Unit	D	Prepared	Analyzed	Dil Fac
Boron	<0.026		0.080	0.026	mg/L		08/18/25 12:08	08/19/25 10:47	1
Calcium	**1.4**		0.10	0.038	mg/L		08/18/25 12:08	08/19/25 10:47	1

Method: SW846 6020B - Metals (ICP/MS) - Total Recoverable

Analyte	Result	Qualifier	RL	MDL	Unit	D	Prepared	Analyzed	Dil Fac
Antimony	<0.0025		0.0050	0.0025	mg/L		08/19/25 07:00	08/21/25 01:09	1
Arsenic	<0.0013		0.0050	0.0013	mg/L		08/19/25 07:00	08/21/25 01:09	1
Barium	**0.014**		0.010	0.00041	mg/L		08/19/25 07:00	08/21/25 01:09	1
Beryllium	<0.00015		0.0010	0.00015	mg/L		08/19/25 07:00	08/21/25 01:09	1
Cadmium	<0.00024		0.00070	0.00024	mg/L		08/19/25 07:00	08/21/25 01:09	1
Chromium	<0.0037		0.0050	0.0037	mg/L		08/19/25 07:00	08/21/25 01:09	1
Cobalt	**0.00062**	**J**	0.0050	0.00041	mg/L		08/19/25 07:00	08/21/25 01:09	1
Copper	**0.0010**	**J**	0.0020	0.00064	mg/L		08/19/25 07:00	08/21/25 01:09	1
Lead	<0.00086		0.0010	0.00086	mg/L		08/19/25 07:00	08/21/25 01:09	1
Nickel	**0.0018**	**J**	0.0050	0.00042	mg/L		08/19/25 07:00	08/21/25 01:09	1
Selenium	<0.0023		0.0050	0.0023	mg/L		08/19/25 07:00	08/21/25 01:09	1
Silver	<0.00017		0.0010	0.00017	mg/L		08/19/25 07:00	08/21/25 01:09	1
Thallium	<0.00019		0.0010	0.00019	mg/L		08/19/25 07:00	08/21/25 01:09	1
Vanadium	<0.0012		0.0050	0.0012	mg/L		08/19/25 07:00	08/21/25 01:09	1
Zinc	<0.0089		0.010	0.0089	mg/L		08/19/25 07:00	08/21/25 01:09	1

Client Sample ID: MCI-GWC-20

Lab Sample ID: 680-266165-11
Matrix: Water
Date Collected: 08/05/25 14:08
Date Received: 08/06/25 08:14

General Chemistry

Analyte	Result	Qualifier	RL	MDL	Unit	D	Prepared	Analyzed	Dil Fac
Total Dissolved Solids (SM 2540C - 2015)	63		10	10	mg/L			08/08/25 15:30	1

Client Sample ID: MCI-LF4-FD-03

Lab Sample ID: 680-266165-12
Matrix: Water
Date Collected: 08/05/25 00:00
Date Received: 08/06/25 08:14

Method: EPA 300.0 - Anions, Ion Chromatography

Analyte	Result	Qualifier	RL	MDL	Unit	D	Prepared	Analyzed	Dil Fac
Chloride	6.4		1.0	0.98	mg/L			08/15/25 20:40	1
Fluoride	0.17	J	0.20	0.081	mg/L			08/15/25 20:40	1
Sulfate	0.81	J	1.0	0.77	mg/L			08/15/25 20:40	1

Method: SW846 6010D - Metals (ICP)

Analyte	Result	Qualifier	RL	MDL	Unit	D	Prepared	Analyzed	Dil Fac
Boron	<0.026		0.080	0.026	mg/L		08/18/25 12:08	08/19/25 10:50	1
Calcium	1.4		0.10	0.038	mg/L		08/18/25 12:08	08/19/25 10:50	1

Method: SW846 6020B - Metals (ICP/MS) - Total Recoverable

Analyte	Result	Qualifier	RL	MDL	Unit	D	Prepared	Analyzed	Dil Fac
Antimony	<0.0025		0.0050	0.0025	mg/L		08/19/25 07:00	08/21/25 01:12	1
Arsenic	<0.0013		0.0050	0.0013	mg/L		08/19/25 07:00	08/21/25 01:12	1
Barium	0.014		0.010	0.00041	mg/L		08/19/25 07:00	08/21/25 01:12	1
Beryllium	<0.00015		0.0010	0.00015	mg/L		08/19/25 07:00	08/21/25 01:12	1
Cadmium	<0.00024		0.00070	0.00024	mg/L		08/19/25 07:00	08/21/25 01:12	1
Chromium	<0.0037		0.0050	0.0037	mg/L		08/19/25 07:00	08/21/25 01:12	1
Cobalt	0.00057	J	0.0050	0.00041	mg/L		08/19/25 07:00	08/21/25 01:12	1
Copper	0.0016	J	0.0020	0.00064	mg/L		08/19/25 07:00	08/21/25 01:12	1
Lead	<0.00086		0.0010	0.00086	mg/L		08/19/25 07:00	08/21/25 01:12	1
Nickel	0.0015	J	0.0050	0.00042	mg/L		08/19/25 07:00	08/21/25 01:12	1
Selenium	<0.0023		0.0050	0.0023	mg/L		08/19/25 07:00	08/21/25 01:12	1
Silver	<0.00017		0.0010	0.00017	mg/L		08/19/25 07:00	08/21/25 01:12	1
Thallium	<0.00019		0.0010	0.00019	mg/L		08/19/25 07:00	08/21/25 01:12	1
Vanadium	<0.0012		0.0050	0.0012	mg/L		08/19/25 07:00	08/21/25 01:12	1
Zinc	<0.0089		0.010	0.0089	mg/L		08/19/25 07:00	08/21/25 01:12	1

General Chemistry

Analyte	Result	Qualifier	RL	MDL	Unit	D	Prepared	Analyzed	Dil Fac
Total Dissolved Solids (SM 2540C - 2015)	49		10	10	mg/L			08/08/25 15:30	1

Client Sample ID: MCI-GWC-21

Lab Sample ID: 680-266165-13
Matrix: Water
Date Collected: 08/05/25 15:26
Date Received: 08/06/25 08:14

Method: EPA 300.0 - Anions, Ion Chromatography

Analyte	Result	Qualifier	RL	MDL	Unit	D	Prepared	Analyzed	Dil Fac
Chloride	5.5		1.0	0.98	mg/L			08/15/25 20:51	1
Fluoride	0.19	J	0.20	0.081	mg/L			08/15/25 20:51	1
Sulfate	<0.77		1.0	0.77	mg/L			08/15/25 20:51	1

Client Sample ID: MCI-GWC-21

Lab Sample ID: 680-266165-13

Date Collected: 08/05/25 15:26

Matrix: Water

Date Received: 08/06/25 08:14

Method: SW846 6010D - Metals (ICP)

Analyte	Result	Qualifier	RL	MDL	Unit	D	Prepared	Analyzed	Dil Fac
Boron	<0.026		0.080	0.026	mg/L		08/18/25 12:08	08/19/25 10:58	1
Calcium	**1.0**		0.10	0.038	mg/L		08/18/25 12:08	08/19/25 10:58	1

Method: SW846 6020B - Metals (ICP/MS) - Total Recoverable

Analyte	Result	Qualifier	RL	MDL	Unit	D	Prepared	Analyzed	Dil Fac
Antimony	<0.0025		0.0050	0.0025	mg/L		08/19/25 07:00	08/21/25 01:14	1
Arsenic	<0.0013		0.0050	0.0013	mg/L		08/19/25 07:00	08/21/25 01:14	1
Barium	**0.022**		0.010	0.00041	mg/L		08/19/25 07:00	08/21/25 01:14	1
Beryllium	<0.00015		0.0010	0.00015	mg/L		08/19/25 07:00	08/21/25 01:14	1
Cadmium	<0.00024		0.00070	0.00024	mg/L		08/19/25 07:00	08/21/25 01:14	1
Chromium	<0.0037		0.0050	0.0037	mg/L		08/19/25 07:00	08/21/25 01:14	1
Cobalt	**0.00070**	**J**	0.0050	0.00041	mg/L		08/19/25 07:00	08/21/25 01:14	1
Copper	**0.00086**	**J**	0.0020	0.00064	mg/L		08/19/25 07:00	08/21/25 01:14	1
Lead	<0.00086		0.0010	0.00086	mg/L		08/19/25 07:00	08/21/25 01:14	1
Nickel	**0.00049**	**J**	0.0050	0.00042	mg/L		08/19/25 07:00	08/21/25 01:14	1
Selenium	<0.0023		0.0050	0.0023	mg/L		08/19/25 07:00	08/21/25 01:14	1
Silver	<0.00017		0.0010	0.00017	mg/L		08/19/25 07:00	08/21/25 01:14	1
Thallium	<0.00019		0.0010	0.00019	mg/L		08/19/25 07:00	08/21/25 01:14	1
Vanadium	<0.0012		0.0050	0.0012	mg/L		08/19/25 07:00	08/21/25 01:14	1
Zinc	<0.0089		0.010	0.0089	mg/L		08/19/25 07:00	08/21/25 01:14	1

General Chemistry

Analyte	Result	Qualifier	RL	MDL	Unit	D	Prepared	Analyzed	Dil Fac
Total Dissolved Solids (SM 2540C - 2015)	**44**		10	10	mg/L			08/08/25 15:30	1

Client Sample ID: MCI-GWC-19

Lab Sample ID: 680-266165-14

Date Collected: 08/05/25 16:19

Matrix: Water

Date Received: 08/06/25 08:14

Method: EPA 300.0 - Anions, Ion Chromatography

Analyte	Result	Qualifier	RL	MDL	Unit	D	Prepared	Analyzed	Dil Fac
Chloride	**4.1**		1.0	0.98	mg/L			08/15/25 21:03	1
Fluoride	**0.22**		0.20	0.081	mg/L			08/15/25 21:03	1
Sulfate	**1.9**		1.0	0.77	mg/L			08/15/25 21:03	1

Method: SW846 6010D - Metals (ICP)

Analyte	Result	Qualifier	RL	MDL	Unit	D	Prepared	Analyzed	Dil Fac
Boron	<0.026		0.080	0.026	mg/L		08/18/25 12:08	08/19/25 11:01	1
Calcium	**5.6**		0.10	0.038	mg/L		08/18/25 12:08	08/19/25 11:01	1

Method: SW846 6020B - Metals (ICP/MS) - Total Recoverable

Analyte	Result	Qualifier	RL	MDL	Unit	D	Prepared	Analyzed	Dil Fac
Antimony	<0.0025		0.0050	0.0025	mg/L		08/19/25 07:00	08/21/25 01:17	1
Arsenic	<0.0013		0.0050	0.0013	mg/L		08/19/25 07:00	08/21/25 01:17	1
Barium	**0.0085**	**J**	0.010	0.00041	mg/L		08/19/25 07:00	08/21/25 01:17	1
Beryllium	<0.00015		0.0010	0.00015	mg/L		08/19/25 07:00	08/21/25 01:17	1
Cadmium	<0.00024		0.00070	0.00024	mg/L		08/19/25 07:00	08/21/25 01:17	1
Chromium	<0.0037		0.0050	0.0037	mg/L		08/19/25 07:00	08/21/25 01:17	1
Cobalt	<0.00041		0.0050	0.00041	mg/L		08/19/25 07:00	08/21/25 01:17	1
Copper	<0.00064		0.0020	0.00064	mg/L		08/19/25 07:00	08/21/25 01:17	1

Client Sample ID: MCI-GWC-19

Lab Sample ID: 680-266165-14

Date Collected: 08/05/25 16:19

Matrix: Water

Date Received: 08/06/25 08:14

Method: SW846 6020B - Metals (ICP/MS) - Total Recoverable (Continued)

Analyte	Result	Qualifier	RL	MDL	Unit	D	Prepared	Analyzed	Dil Fac
Lead	<0.00086		0.0010	0.00086	mg/L		08/19/25 07:00	08/21/25 01:17	1
Nickel	**0.00097**	**J**	0.0050	0.00042	mg/L		08/19/25 07:00	08/21/25 01:17	1
Selenium	<0.0023		0.0050	0.0023	mg/L		08/19/25 07:00	08/21/25 01:17	1
Silver	<0.00017		0.0010	0.00017	mg/L		08/19/25 07:00	08/21/25 01:17	1
Thallium	<0.00019		0.0010	0.00019	mg/L		08/19/25 07:00	08/21/25 01:17	1
Vanadium	<0.0012		0.0050	0.0012	mg/L		08/19/25 07:00	08/21/25 01:17	1
Zinc	<0.0089		0.010	0.0089	mg/L		08/19/25 07:00	08/21/25 01:17	1

General Chemistry

Analyte	Result	Qualifier	RL	MDL	Unit	D	Prepared	Analyzed	Dil Fac
Total Dissolved Solids (SM 2540C - 2015)	**63**		10	10	mg/L			08/08/25 15:30	1

Client Sample ID: MCI-GWC-18

Lab Sample ID: 680-266204-1

Date Collected: 08/06/25 10:37

Matrix: Water

Date Received: 08/07/25 08:35

Method: EPA 300.0 - Anions, Ion Chromatography

Analyte	Result	Qualifier	RL	MDL	Unit	D	Prepared	Analyzed	Dil Fac
Chloride	**4.0**		1.0	0.98	mg/L			08/16/25 15:08	1
Fluoride	**0.55**		0.20	0.081	mg/L			08/16/25 15:08	1
Sulfate	**1.7**		1.0	0.77	mg/L			08/16/25 15:08	1

Method: SW846 6010D - Metals (ICP)

Analyte	Result	Qualifier	RL	MDL	Unit	D	Prepared	Analyzed	Dil Fac
Boron	<0.026		0.080	0.026	mg/L		08/20/25 14:35	08/21/25 12:04	1
Calcium	**10**		0.10	0.038	mg/L		08/20/25 14:35	08/21/25 12:04	1

Method: SW846 6020B - Metals (ICP/MS) - Total Recoverable

Analyte	Result	Qualifier	RL	MDL	Unit	D	Prepared	Analyzed	Dil Fac
Antimony	<0.0025		0.0050	0.0025	mg/L		08/21/25 09:28	08/23/25 02:24	1
Arsenic	<0.0013		0.0050	0.0013	mg/L		08/21/25 09:28	08/23/25 02:24	1
Barium	**0.013**		0.010	0.00041	mg/L		08/21/25 09:28	08/23/25 02:24	1
Beryllium	<0.00015		0.0010	0.00015	mg/L		08/21/25 09:28	08/23/25 02:24	1
Cadmium	<0.00024		0.00070	0.00024	mg/L		08/21/25 09:28	08/23/25 02:24	1
Chromium	<0.0037		0.0050	0.0037	mg/L		08/21/25 09:28	08/23/25 02:24	1
Cobalt	<0.00041		0.0050	0.00041	mg/L		08/21/25 09:28	08/23/25 02:24	1
Copper	**0.00070**	**J**	0.0020	0.00064	mg/L		08/21/25 09:28	08/23/25 02:24	1
Lead	<0.00086		0.0010	0.00086	mg/L		08/21/25 09:28	08/23/25 02:24	1
Nickel	**0.00084**	**J**	0.0050	0.00042	mg/L		08/21/25 09:28	08/23/25 02:24	1
Selenium	<0.0023		0.0050	0.0023	mg/L		08/21/25 09:28	08/23/25 02:24	1
Silver	<0.00017		0.0010	0.00017	mg/L		08/21/25 09:28	08/23/25 02:24	1
Thallium	<0.00019		0.0010	0.00019	mg/L		08/21/25 09:28	08/23/25 02:24	1
Vanadium	**0.0027**	**J**	0.0050	0.0012	mg/L		08/21/25 09:28	08/23/25 02:24	1
Zinc	<0.0089		0.010	0.0089	mg/L		08/21/25 09:28	08/23/25 02:24	1

General Chemistry

Analyte	Result	Qualifier	RL	MDL	Unit	D	Prepared	Analyzed	Dil Fac
Total Dissolved Solids (SM 2540C - 2015)	**76**		10	10	mg/L			08/11/25 15:45	1

Client Sample ID: MCI-GWC-23

Lab Sample ID: 680-266204-2

Date Collected: 08/06/25 10:29

Matrix: Water

Date Received: 08/07/25 08:35

Method: EPA 300.0 - Anions, Ion Chromatography

Analyte	Result	Qualifier	RL	MDL	Unit	D	Prepared	Analyzed	Dil Fac
Chloride	**4.5**		1.0	0.98	mg/L			08/16/25 15:54	1
Fluoride	**0.14**	**J**	0.20	0.081	mg/L			08/16/25 15:54	1
Sulfate	**1.9**		1.0	0.77	mg/L			08/16/25 15:54	1

Method: SW846 6010D - Metals (ICP)

Analyte	Result	Qualifier	RL	MDL	Unit	D	Prepared	Analyzed	Dil Fac
Boron	<0.026		0.080	0.026	mg/L		08/20/25 14:35	08/21/25 12:26	1
Calcium	**1.2**		0.10	0.038	mg/L		08/20/25 14:35	08/21/25 12:26	1

Method: SW846 6020B - Metals (ICP/MS) - Total Recoverable

Analyte	Result	Qualifier	RL	MDL	Unit	D	Prepared	Analyzed	Dil Fac
Antimony	<0.0025		0.0050	0.0025	mg/L		08/20/25 16:05	08/22/25 23:03	1
Arsenic	<0.0013		0.0050	0.0013	mg/L		08/20/25 16:05	08/22/25 23:03	1
Barium	**0.022**		0.010	0.00041	mg/L		08/20/25 16:05	08/25/25 15:14	1
Beryllium	**0.00026**	**J**	0.0010	0.00015	mg/L		08/20/25 16:05	08/26/25 20:54	1
Cadmium	<0.00024		0.00070	0.00024	mg/L		08/20/25 16:05	08/22/25 23:03	1
Chromium	<0.0037		0.0050	0.0037	mg/L		08/20/25 16:05	08/22/25 23:03	1
Cobalt	**0.0010**	**J**	0.0050	0.00041	mg/L		08/20/25 16:05	08/22/25 23:03	1
Copper	<0.00064		0.0020	0.00064	mg/L		08/20/25 16:05	08/22/25 23:03	1
Lead	<0.00086		0.0010	0.00086	mg/L		08/20/25 16:05	08/22/25 23:03	1
Nickel	**0.0012**	**J**	0.0050	0.00042	mg/L		08/20/25 16:05	08/22/25 23:03	1
Selenium	<0.0023		0.0050	0.0023	mg/L		08/20/25 16:05	08/22/25 23:03	1
Silver	<0.00017		0.0010	0.00017	mg/L		08/20/25 16:05	08/22/25 23:03	1
Thallium	**0.00053**	**J**	0.0010	0.00019	mg/L		08/20/25 16:05	08/22/25 23:03	1
Vanadium	<0.0012		0.0050	0.0012	mg/L		08/20/25 16:05	08/22/25 23:03	1
Zinc	<0.0089		0.010	0.0089	mg/L		08/20/25 16:05	08/22/25 23:03	1

General Chemistry

Analyte	Result	Qualifier	RL	MDL	Unit	D	Prepared	Analyzed	Dil Fac
Total Dissolved Solids (SM 2540C - 2015)	**33**		10	10	mg/L			08/11/25 15:45	1

Client Sample ID: MCI-LF4-FB-06

Lab Sample ID: 680-266204-3

Date Collected: 08/06/25 10:20

Matrix: Water

Date Received: 08/07/25 08:35

Method: EPA 300.0 - Anions, Ion Chromatography

Analyte	Result	Qualifier	RL	MDL	Unit	D	Prepared	Analyzed	Dil Fac
Chloride	<0.98		1.0	0.98	mg/L			08/16/25 16:06	1
Fluoride	**0.21**		0.20	0.081	mg/L			08/16/25 16:06	1
Sulfate	<0.77		1.0	0.77	mg/L			08/16/25 16:06	1

Method: SW846 6010D - Metals (ICP)

Analyte	Result	Qualifier	RL	MDL	Unit	D	Prepared	Analyzed	Dil Fac
Boron	<0.026		0.080	0.026	mg/L		08/20/25 14:35	08/21/25 12:29	1
Calcium	<0.038		0.10	0.038	mg/L		08/20/25 14:35	08/21/25 12:29	1

Method: SW846 6020B - Metals (ICP/MS) - Total Recoverable

Analyte	Result	Qualifier	RL	MDL	Unit	D	Prepared	Analyzed	Dil Fac
Antimony	<0.0025		0.0050	0.0025	mg/L		08/20/25 16:05	08/22/25 23:20	1
Arsenic	<0.0013		0.0050	0.0013	mg/L		08/20/25 16:05	08/22/25 23:20	1

Client Sample ID: MCI-LF4-FB-06

Lab Sample ID: 680-266204-3

Date Collected: 08/06/25 10:20

Matrix: Water

Date Received: 08/07/25 08:35

Method: SW846 6020B - Metals (ICP/MS) - Total Recoverable (Continued)

Analyte	Result	Qualifier	RL	MDL	Unit	D	Prepared	Analyzed	Dil Fac
Barium	<0.00041	^+	0.010	0.00041	mg/L		08/20/25 16:05	08/22/25 23:20	1
Beryllium	**0.00016**	**J**	0.0010	0.00015	mg/L		08/20/25 16:05	08/26/25 21:03	1
Cadmium	<0.00024		0.00070	0.00024	mg/L		08/20/25 16:05	08/22/25 23:20	1
Chromium	<0.0037		0.0050	0.0037	mg/L		08/20/25 16:05	08/22/25 23:20	1
Cobalt	<0.00041		0.0050	0.00041	mg/L		08/20/25 16:05	08/22/25 23:20	1
Copper	<0.00064		0.0020	0.00064	mg/L		08/20/25 16:05	08/22/25 23:20	1
Lead	<0.00086		0.0010	0.00086	mg/L		08/20/25 16:05	08/22/25 23:20	1
Nickel	<0.00042		0.0050	0.00042	mg/L		08/20/25 16:05	08/22/25 23:20	1
Selenium	<0.0023		0.0050	0.0023	mg/L		08/20/25 16:05	08/22/25 23:20	1
Silver	<0.00017		0.0010	0.00017	mg/L		08/20/25 16:05	08/22/25 23:20	1
Thallium	<0.00019		0.0010	0.00019	mg/L		08/20/25 16:05	08/22/25 23:20	1
Vanadium	<0.0012		0.0050	0.0012	mg/L		08/20/25 16:05	08/22/25 23:20	1
Zinc	<0.0089		0.010	0.0089	mg/L		08/20/25 16:05	08/22/25 23:20	1

General Chemistry

Analyte	Result	Qualifier	RL	MDL	Unit	D	Prepared	Analyzed	Dil Fac
Total Dissolved Solids (SM 2540C - 2015)	<10		10	10	mg/L			08/11/25 15:45	1

Client Sample ID: MCI-LF4-EB-07

Lab Sample ID: 680-266204-4

Date Collected: 08/06/25 10:00

Matrix: Water

Date Received: 08/07/25 08:35

Method: EPA 300.0 - Anions, Ion Chromatography

Analyte	Result	Qualifier	RL	MDL	Unit	D	Prepared	Analyzed	Dil Fac
Chloride	<0.98		1.0	0.98	mg/L			08/16/25 16:17	1
Fluoride	<0.081		0.20	0.081	mg/L			08/16/25 16:17	1
Sulfate	<0.77		1.0	0.77	mg/L			08/16/25 16:17	1

Method: SW846 6010D - Metals (ICP)

Analyte	Result	Qualifier	RL	MDL	Unit	D	Prepared	Analyzed	Dil Fac
Boron	<0.026		0.080	0.026	mg/L		08/20/25 14:35	08/21/25 12:32	1
Calcium	<0.038		0.10	0.038	mg/L		08/20/25 14:35	08/21/25 12:32	1

Method: SW846 6020B - Metals (ICP/MS) - Total Recoverable

Analyte	Result	Qualifier	RL	MDL	Unit	D	Prepared	Analyzed	Dil Fac
Antimony	<0.0025		0.0050	0.0025	mg/L		08/20/25 16:05	08/22/25 23:23	1
Arsenic	<0.0013		0.0050	0.0013	mg/L		08/20/25 16:05	08/22/25 23:23	1
Barium	<0.00041	^+	0.010	0.00041	mg/L		08/20/25 16:05	08/22/25 23:23	1
Beryllium	**0.00039**	**J**	0.0010	0.00015	mg/L		08/20/25 16:05	08/26/25 21:06	1
Cadmium	<0.00024		0.00070	0.00024	mg/L		08/20/25 16:05	08/22/25 23:23	1
Chromium	<0.0037		0.0050	0.0037	mg/L		08/20/25 16:05	08/22/25 23:23	1
Cobalt	<0.00041		0.0050	0.00041	mg/L		08/20/25 16:05	08/22/25 23:23	1
Copper	<0.00064		0.0020	0.00064	mg/L		08/20/25 16:05	08/22/25 23:23	1
Lead	<0.00086		0.0010	0.00086	mg/L		08/20/25 16:05	08/22/25 23:23	1
Nickel	<0.00042		0.0050	0.00042	mg/L		08/20/25 16:05	08/22/25 23:23	1
Selenium	<0.0023		0.0050	0.0023	mg/L		08/20/25 16:05	08/22/25 23:23	1
Silver	<0.00017		0.0010	0.00017	mg/L		08/20/25 16:05	08/22/25 23:23	1
Thallium	<0.00019		0.0010	0.00019	mg/L		08/20/25 16:05	08/22/25 23:23	1
Vanadium	<0.0012		0.0050	0.0012	mg/L		08/20/25 16:05	08/22/25 23:23	1
Zinc	<0.0089		0.010	0.0089	mg/L		08/20/25 16:05	08/22/25 23:23	1

Client Sample ID: MCI-LF4-EB-07

Lab Sample ID: 680-266204-4
Date Collected: 08/06/25 10:00
Matrix: Water
Date Received: 08/07/25 08:35

General Chemistry

Analyte	Result	Qualifier	RL	MDL	Unit	D	Prepared	Analyzed	Dil Fac
Total Dissolved Solids (SM 2540C - 2015)	<10		10	10	mg/L			08/11/25 15:45	1

Client Sample ID: MCI-GWC-9

Lab Sample ID: 680-266204-5
Date Collected: 08/06/25 12:05
Matrix: Water
Date Received: 08/07/25 08:35

Method: EPA 300.0 - Anions, Ion Chromatography

Analyte	Result	Qualifier	RL	MDL	Unit	D	Prepared	Analyzed	Dil Fac
Chloride	**6.5**		1.0	0.98	mg/L			08/16/25 16:29	1
Fluoride	**0.15**	**J**	0.20	0.081	mg/L			08/16/25 16:29	1
Sulfate	<0.77		1.0	0.77	mg/L			08/16/25 16:29	1

Method: SW846 6010D - Metals (ICP)

Analyte	Result	Qualifier	RL	MDL	Unit	D	Prepared	Analyzed	Dil Fac
Boron	**0.028**	**J**	0.080	0.026	mg/L		08/20/25 14:35	08/21/25 12:35	1
Calcium	**1.4**		0.10	0.038	mg/L		08/20/25 14:35	08/21/25 12:35	1

Method: SW846 6020B - Metals (ICP/MS) - Total Recoverable

Analyte	Result	Qualifier	RL	MDL	Unit	D	Prepared	Analyzed	Dil Fac
Antimony	<0.0025		0.0050	0.0025	mg/L		08/20/25 16:05	08/22/25 23:27	1
Arsenic	<0.0013		0.0050	0.0013	mg/L		08/20/25 16:05	08/22/25 23:27	1
Barium	**0.028**		0.010	0.00041	mg/L		08/20/25 16:05	08/25/25 15:30	1
Beryllium	**0.00031**	**J**	0.0010	0.00015	mg/L		08/20/25 16:05	08/26/25 21:01	1
Cadmium	<0.00024		0.00070	0.00024	mg/L		08/20/25 16:05	08/22/25 23:27	1
Chromium	<0.0037		0.0050	0.0037	mg/L		08/20/25 16:05	08/22/25 23:27	1
Cobalt	**0.00041**	**J**	0.0050	0.00041	mg/L		08/20/25 16:05	08/22/25 23:27	1
Copper	<0.00064		0.0020	0.00064	mg/L		08/20/25 16:05	08/22/25 23:27	1
Lead	<0.00086		0.0010	0.00086	mg/L		08/20/25 16:05	08/22/25 23:27	1
Nickel	**0.00059**	**J**	0.0050	0.00042	mg/L		08/20/25 16:05	08/22/25 23:27	1
Selenium	<0.0023		0.0050	0.0023	mg/L		08/20/25 16:05	08/22/25 23:27	1
Silver	<0.00017		0.0010	0.00017	mg/L		08/20/25 16:05	08/22/25 23:27	1
Thallium	<0.00019		0.0010	0.00019	mg/L		08/20/25 16:05	08/22/25 23:27	1
Vanadium	<0.0012		0.0050	0.0012	mg/L		08/20/25 16:05	08/22/25 23:27	1
Zinc	<0.0089		0.010	0.0089	mg/L		08/20/25 16:05	08/22/25 23:27	1

General Chemistry

Analyte	Result	Qualifier	RL	MDL	Unit	D	Prepared	Analyzed	Dil Fac
Total Dissolved Solids (SM 2540C - 2015)	**53**		10	10	mg/L			08/12/25 15:45	1

Client Sample ID: MCI-GWC-11

Lab Sample ID: 680-266204-6
Date Collected: 08/06/25 12:35
Matrix: Water
Date Received: 08/07/25 08:35

Method: EPA 300.0 - Anions, Ion Chromatography

Analyte	Result	Qualifier	RL	MDL	Unit	D	Prepared	Analyzed	Dil Fac
Chloride	**4.0**		1.0	0.98	mg/L			08/16/25 16:40	1
Fluoride	**0.34**		0.20	0.081	mg/L			08/16/25 16:40	1
Sulfate	**1.7**		1.0	0.77	mg/L			08/16/25 16:40	1

Client Sample ID: MCI-GWC-11

Lab Sample ID: 680-266204-6

Date Collected: 08/06/25 12:35

Matrix: Water

Date Received: 08/07/25 08:35

Method: SW846 6010D - Metals (ICP)

Analyte	Result	Qualifier	RL	MDL	Unit	D	Prepared	Analyzed	Dil Fac
Boron	<0.026		0.080	0.026	mg/L		08/20/25 14:35	08/21/25 12:38	1
Calcium	**10**		0.10	0.038	mg/L		08/20/25 14:35	08/21/25 12:38	1

Method: SW846 6020B - Metals (ICP/MS) - Total Recoverable

Analyte	Result	Qualifier	RL	MDL	Unit	D	Prepared	Analyzed	Dil Fac
Antimony	<0.0025		0.0050	0.0025	mg/L		08/20/25 16:05	08/22/25 23:50	1
Arsenic	<0.0013		0.0050	0.0013	mg/L		08/20/25 16:05	08/22/25 23:50	1
Barium	**0.011**		0.010	0.00041	mg/L		08/20/25 16:05	08/25/25 15:34	1
Beryllium	<0.00015		0.0010	0.00015	mg/L		08/20/25 16:05	08/22/25 23:50	1
Cadmium	<0.00024		0.00070	0.00024	mg/L		08/20/25 16:05	08/22/25 23:50	1
Chromium	**0.0040**	**J**	0.0050	0.0037	mg/L		08/20/25 16:05	08/22/25 23:50	1
Cobalt	<0.00041		0.0050	0.00041	mg/L		08/20/25 16:05	08/22/25 23:50	1
Copper	<0.00064		0.0020	0.00064	mg/L		08/20/25 16:05	08/22/25 23:50	1
Lead	<0.00086		0.0010	0.00086	mg/L		08/20/25 16:05	08/22/25 23:50	1
Nickel	<0.00042		0.0050	0.00042	mg/L		08/20/25 16:05	08/22/25 23:50	1
Selenium	<0.0023		0.0050	0.0023	mg/L		08/20/25 16:05	08/22/25 23:50	1
Silver	<0.00017		0.0010	0.00017	mg/L		08/20/25 16:05	08/22/25 23:50	1
Thallium	<0.00019		0.0010	0.00019	mg/L		08/20/25 16:05	08/22/25 23:50	1
Vanadium	<0.0012		0.0050	0.0012	mg/L		08/20/25 16:05	08/22/25 23:50	1
Zinc	<0.0089		0.010	0.0089	mg/L		08/20/25 16:05	08/22/25 23:50	1

General Chemistry

Analyte	Result	Qualifier	RL	MDL	Unit	D	Prepared	Analyzed	Dil Fac
Total Dissolved Solids (SM 2540C - 2015)	**84**		10	10	mg/L			08/12/25 15:45	1

Client Sample ID: MCI-LF4-GWC-1

Lab Sample ID: 680-266204-7

Date Collected: 08/06/25 14:09

Matrix: Water

Date Received: 08/07/25 08:35

Method: EPA 300.0 - Anions, Ion Chromatography

Analyte	Result	Qualifier	RL	MDL	Unit	D	Prepared	Analyzed	Dil Fac
Chloride	**4.0**		1.0	0.98	mg/L			08/20/25 00:34	1
Fluoride	<0.081		0.20	0.081	mg/L			08/20/25 00:34	1
Sulfate	**1.2**		1.0	0.77	mg/L			08/20/25 00:34	1

Method: SW846 6010D - Metals (ICP)

Analyte	Result	Qualifier	RL	MDL	Unit	D	Prepared	Analyzed	Dil Fac
Boron	<0.026		0.080	0.026	mg/L		08/20/25 14:35	08/21/25 12:41	1
Calcium	**1.1**		0.10	0.038	mg/L		08/20/25 14:35	08/21/25 12:41	1

Method: SW846 6020B - Metals (ICP/MS) - Total Recoverable

Analyte	Result	Qualifier	RL	MDL	Unit	D	Prepared	Analyzed	Dil Fac
Antimony	<0.0025		0.0050	0.0025	mg/L		08/20/25 16:05	08/22/25 23:54	1
Arsenic	<0.0013		0.0050	0.0013	mg/L		08/20/25 16:05	08/22/25 23:54	1
Barium	**0.035**		0.010	0.00041	mg/L		08/20/25 16:05	08/25/25 15:37	1
Beryllium	<0.00015		0.0010	0.00015	mg/L		08/20/25 16:05	08/22/25 23:54	1
Cadmium	<0.00024		0.00070	0.00024	mg/L		08/20/25 16:05	08/22/25 23:54	1
Chromium	<0.0037		0.0050	0.0037	mg/L		08/20/25 16:05	08/22/25 23:54	1
Cobalt	**0.0013**	**J**	0.0050	0.00041	mg/L		08/20/25 16:05	08/22/25 23:54	1
Copper	<0.00064		0.0020	0.00064	mg/L		08/20/25 16:05	08/22/25 23:54	1

Client Sample ID: MCI-LF4-GWC-1

Lab Sample ID: 680-266204-7

Date Collected: 08/06/25 14:09

Matrix: Water

Date Received: 08/07/25 08:35

Method: SW846 6020B - Metals (ICP/MS) - Total Recoverable (Continued)

Analyte	Result	Qualifier	RL	MDL	Unit	D	Prepared	Analyzed	Dil Fac
Lead	<0.00086		0.0010	0.00086	mg/L		08/20/25 16:05	08/22/25 23:54	1
Nickel	**0.00099**	**J**	0.0050	0.00042	mg/L		08/20/25 16:05	08/22/25 23:54	1
Selenium	<0.0023		0.0050	0.0023	mg/L		08/20/25 16:05	08/22/25 23:54	1
Silver	<0.00017		0.0010	0.00017	mg/L		08/20/25 16:05	08/22/25 23:54	1
Thallium	<0.00019		0.0010	0.00019	mg/L		08/20/25 16:05	08/22/25 23:54	1
Vanadium	<0.0012		0.0050	0.0012	mg/L		08/20/25 16:05	08/22/25 23:54	1
Zinc	<0.0089		0.010	0.0089	mg/L		08/20/25 16:05	08/22/25 23:54	1

General Chemistry

Analyte	Result	Qualifier	RL	MDL	Unit	D	Prepared	Analyzed	Dil Fac
Total Dissolved Solids (SM 2540C - 2015)	**44**		10	10	mg/L			08/12/25 15:45	1

Client Sample ID: MCI-GWC-10

Lab Sample ID: 680-266204-8

Date Collected: 08/06/25 13:25

Matrix: Water

Date Received: 08/07/25 08:35

Method: EPA 300.0 - Anions, Ion Chromatography

Analyte	Result	Qualifier	RL	MDL	Unit	D	Prepared	Analyzed	Dil Fac
Chloride	**5.5**		1.0	0.98	mg/L			08/20/25 00:23	1
Fluoride	**0.12**	**J**	0.20	0.081	mg/L			08/20/25 00:23	1
Sulfate	**3.0**		1.0	0.77	mg/L			08/20/25 00:23	1

Method: SW846 6010D - Metals (ICP)

Analyte	Result	Qualifier	RL	MDL	Unit	D	Prepared	Analyzed	Dil Fac
Boron	**0.026**	**J**	0.080	0.026	mg/L		08/20/25 14:35	08/21/25 12:44	1
Calcium	**22**		0.10	0.038	mg/L		08/20/25 14:35	08/21/25 12:44	1

Method: SW846 6020B - Metals (ICP/MS) - Total Recoverable

Analyte	Result	Qualifier	RL	MDL	Unit	D	Prepared	Analyzed	Dil Fac
Antimony	<0.0025		0.0050	0.0025	mg/L		08/20/25 16:05	08/22/25 23:57	1
Arsenic	<0.0013		0.0050	0.0013	mg/L		08/20/25 16:05	08/22/25 23:57	1
Barium	**0.029**		0.010	0.00041	mg/L		08/20/25 16:05	08/25/25 16:01	1
Beryllium	<0.00015		0.0010	0.00015	mg/L		08/20/25 16:05	08/22/25 23:57	1
Cadmium	<0.00024		0.00070	0.00024	mg/L		08/20/25 16:05	08/22/25 23:57	1
Chromium	**0.0045**	**J**	0.0050	0.0037	mg/L		08/20/25 16:05	08/22/25 23:57	1
Cobalt	<0.00041		0.0050	0.00041	mg/L		08/20/25 16:05	08/22/25 23:57	1
Copper	<0.00064		0.0020	0.00064	mg/L		08/20/25 16:05	08/22/25 23:57	1
Lead	<0.00086		0.0010	0.00086	mg/L		08/20/25 16:05	08/22/25 23:57	1
Nickel	<0.00042		0.0050	0.00042	mg/L		08/20/25 16:05	08/22/25 23:57	1
Selenium	<0.0023		0.0050	0.0023	mg/L		08/20/25 16:05	08/22/25 23:57	1
Silver	<0.00017		0.0010	0.00017	mg/L		08/20/25 16:05	08/22/25 23:57	1
Thallium	<0.00019		0.0010	0.00019	mg/L		08/20/25 16:05	08/22/25 23:57	1
Vanadium	<0.0012		0.0050	0.0012	mg/L		08/20/25 16:05	08/22/25 23:57	1
Zinc	<0.0089		0.010	0.0089	mg/L		08/20/25 16:05	08/22/25 23:57	1

General Chemistry

Analyte	Result	Qualifier	RL	MDL	Unit	D	Prepared	Analyzed	Dil Fac
Total Dissolved Solids (SM 2540C - 2015)	**150**		10	10	mg/L			08/12/25 15:45	1

Client Sample ID: MCI-GWC-12

Lab Sample ID: 680-266204-9

Date Collected: 08/06/25 14:17

Matrix: Water

Date Received: 08/07/25 08:35

Method: EPA 300.0 - Anions, Ion Chromatography

Analyte	Result	Qualifier	RL	MDL	Unit	D	Prepared	Analyzed	Dil Fac
Chloride	**3.9**		1.0	0.98	mg/L			08/20/25 00:11	1
Fluoride	<0.081		0.20	0.081	mg/L			08/20/25 00:11	1
Sulfate	**0.94**	**J**	1.0	0.77	mg/L			08/20/25 00:11	1

Method: SW846 6010D - Metals (ICP)

Analyte	Result	Qualifier	RL	MDL	Unit	D	Prepared	Analyzed	Dil Fac
Boron	<0.026		0.080	0.026	mg/L		08/20/25 14:35	08/21/25 12:54	1
Calcium	**0.64**		0.10	0.038	mg/L		08/20/25 14:35	08/21/25 12:54	1

Method: SW846 6020B - Metals (ICP/MS) - Total Recoverable

Analyte	Result	Qualifier	RL	MDL	Unit	D	Prepared	Analyzed	Dil Fac
Antimony	<0.0025		0.0050	0.0025	mg/L		08/20/25 16:05	08/23/25 00:00	1
Arsenic	<0.0013		0.0050	0.0013	mg/L		08/20/25 16:05	08/23/25 00:00	1
Barium	**0.012**		0.010	0.00041	mg/L		08/20/25 16:05	08/25/25 16:34	1
Beryllium	<0.00015		0.0010	0.00015	mg/L		08/20/25 16:05	08/23/25 00:00	1
Cadmium	<0.00024		0.00070	0.00024	mg/L		08/20/25 16:05	08/23/25 00:00	1
Chromium	<0.0037		0.0050	0.0037	mg/L		08/20/25 16:05	08/23/25 00:00	1
Cobalt	**0.00047**	**J**	0.0050	0.00041	mg/L		08/20/25 16:05	08/23/25 00:00	1
Copper	<0.00064		0.0020	0.00064	mg/L		08/20/25 16:05	08/23/25 00:00	1
Lead	<0.00086		0.0010	0.00086	mg/L		08/20/25 16:05	08/23/25 00:00	1
Nickel	**0.00084**	**J**	0.0050	0.00042	mg/L		08/20/25 16:05	08/23/25 00:00	1
Selenium	<0.0023		0.0050	0.0023	mg/L		08/20/25 16:05	08/23/25 00:00	1
Silver	<0.00017		0.0010	0.00017	mg/L		08/20/25 16:05	08/23/25 00:00	1
Thallium	<0.00019		0.0010	0.00019	mg/L		08/20/25 16:05	08/23/25 00:00	1
Vanadium	<0.0012		0.0050	0.0012	mg/L		08/20/25 16:05	08/23/25 00:00	1
Zinc	<0.0089		0.010	0.0089	mg/L		08/20/25 16:05	08/23/25 00:00	1

General Chemistry

Analyte	Result	Qualifier	RL	MDL	Unit	D	Prepared	Analyzed	Dil Fac
Total Dissolved Solids (SM 2540C - 2015)	**35**		10	10	mg/L			08/12/25 15:45	1

Client Sample ID: MCI-LF4-FD-04

Lab Sample ID: 680-266204-10

Date Collected: 08/06/25 00:00

Matrix: Water

Date Received: 08/07/25 08:35

Method: EPA 300.0 - Anions, Ion Chromatography

Analyte	Result	Qualifier	RL	MDL	Unit	D	Prepared	Analyzed	Dil Fac
Chloride	**5.6**		1.0	0.98	mg/L			08/20/25 00:00	1
Fluoride	**0.18**	**J**	0.20	0.081	mg/L			08/20/25 00:00	1
Sulfate	**2.7**		1.0	0.77	mg/L			08/20/25 00:00	1

Method: SW846 6010D - Metals (ICP)

Analyte	Result	Qualifier	RL	MDL	Unit	D	Prepared	Analyzed	Dil Fac
Boron	<0.026		0.080	0.026	mg/L		08/20/25 14:35	08/21/25 12:57	1
Calcium	**22**		0.10	0.038	mg/L		08/20/25 14:35	08/21/25 12:57	1

Method: SW846 6020B - Metals (ICP/MS) - Total Recoverable

Analyte	Result	Qualifier	RL	MDL	Unit	D	Prepared	Analyzed	Dil Fac
Antimony	<0.0025		0.0050	0.0025	mg/L		08/20/25 16:05	08/23/25 00:04	1
Arsenic	<0.0013		0.0050	0.0013	mg/L		08/20/25 16:05	08/23/25 00:04	1

Client Sample ID: MCI-LF4-FD-04

Lab Sample ID: 680-266204-10

Date Collected: 08/06/25 00:00

Matrix: Water

Date Received: 08/07/25 08:35

Method: SW846 6020B - Metals (ICP/MS) - Total Recoverable (Continued)

Analyte	Result	Qualifier	RL	MDL	Unit	D	Prepared	Analyzed	Dil Fac
Barium	**0.031**		0.010	0.00041	mg/L		08/20/25 16:05	08/25/25 16:38	1
Beryllium	<0.00015		0.0010	0.00015	mg/L		08/20/25 16:05	08/23/25 00:04	1
Cadmium	<0.00024		0.00070	0.00024	mg/L		08/20/25 16:05	08/23/25 00:04	1
Chromium	**0.0045**	**J**	0.0050	0.0037	mg/L		08/20/25 16:05	08/23/25 00:04	1
Cobalt	<0.00041		0.0050	0.00041	mg/L		08/20/25 16:05	08/23/25 00:04	1
Copper	<0.00064		0.0020	0.00064	mg/L		08/20/25 16:05	08/23/25 00:04	1
Lead	<0.00086		0.0010	0.00086	mg/L		08/20/25 16:05	08/23/25 00:04	1
Nickel	<0.00042		0.0050	0.00042	mg/L		08/20/25 16:05	08/23/25 00:04	1
Selenium	<0.0023		0.0050	0.0023	mg/L		08/20/25 16:05	08/23/25 00:04	1
Silver	<0.00017		0.0010	0.00017	mg/L		08/20/25 16:05	08/23/25 00:04	1
Thallium	<0.00019		0.0010	0.00019	mg/L		08/20/25 16:05	08/23/25 00:04	1
Vanadium	<0.0012		0.0050	0.0012	mg/L		08/20/25 16:05	08/23/25 00:04	1
Zinc	<0.0089		0.010	0.0089	mg/L		08/20/25 16:05	08/23/25 00:04	1

General Chemistry

Analyte	Result	Qualifier	RL	MDL	Unit	D	Prepared	Analyzed	Dil Fac
Total Dissolved Solids (SM 2540C - 2015)	**140**		10	10	mg/L			08/12/25 15:45	1

Client Sample ID: MCI-LF4-EB-08

Lab Sample ID: 680-266204-11

Date Collected: 08/06/25 14:25

Matrix: Water

Date Received: 08/07/25 08:35

Method: EPA 300.0 - Anions, Ion Chromatography

Analyte	Result	Qualifier	RL	MDL	Unit	D	Prepared	Analyzed	Dil Fac
Chloride	<0.98		1.0	0.98	mg/L			08/19/25 23:48	1
Fluoride	<0.081		0.20	0.081	mg/L			08/19/25 23:48	1
Sulfate	<0.77		1.0	0.77	mg/L			08/19/25 23:48	1

Method: SW846 6010D - Metals (ICP)

Analyte	Result	Qualifier	RL	MDL	Unit	D	Prepared	Analyzed	Dil Fac
Boron	<0.026		0.080	0.026	mg/L		08/20/25 14:35	08/21/25 13:00	1
Calcium	<0.038		0.10	0.038	mg/L		08/20/25 14:35	08/21/25 13:00	1

Method: SW846 6020B - Metals (ICP/MS) - Total Recoverable

Analyte	Result	Qualifier	RL	MDL	Unit	D	Prepared	Analyzed	Dil Fac
Antimony	<0.0025		0.0050	0.0025	mg/L		08/20/25 16:05	08/23/25 00:07	1
Arsenic	<0.0013		0.0050	0.0013	mg/L		08/20/25 16:05	08/23/25 00:07	1
Barium	<0.00041	^+	0.010	0.00041	mg/L		08/20/25 16:05	08/23/25 00:07	1
Beryllium	<0.00015		0.0010	0.00015	mg/L		08/20/25 16:05	08/23/25 00:07	1
Cadmium	<0.00024		0.00070	0.00024	mg/L		08/20/25 16:05	08/23/25 00:07	1
Chromium	<0.0037		0.0050	0.0037	mg/L		08/20/25 16:05	08/23/25 00:07	1
Cobalt	<0.00041		0.0050	0.00041	mg/L		08/20/25 16:05	08/23/25 00:07	1
Copper	<0.00064		0.0020	0.00064	mg/L		08/20/25 16:05	08/23/25 00:07	1
Lead	<0.00086		0.0010	0.00086	mg/L		08/20/25 16:05	08/23/25 00:07	1
Nickel	<0.00042		0.0050	0.00042	mg/L		08/20/25 16:05	08/23/25 00:07	1
Selenium	<0.0023		0.0050	0.0023	mg/L		08/20/25 16:05	08/23/25 00:07	1
Silver	<0.00017		0.0010	0.00017	mg/L		08/20/25 16:05	08/23/25 00:07	1
Thallium	<0.00019		0.0010	0.00019	mg/L		08/20/25 16:05	08/23/25 00:07	1
Vanadium	<0.0012		0.0050	0.0012	mg/L		08/20/25 16:05	08/23/25 00:07	1
Zinc	<0.0089		0.010	0.0089	mg/L		08/20/25 16:05	08/23/25 00:07	1

Client Sample ID: MCI-LF4-EB-08

Lab Sample ID: 680-266204-11

Date Collected: 08/06/25 14:25

Matrix: Water

Date Received: 08/07/25 08:35

General Chemistry

Analyte	Result	Qualifier	RL	MDL	Unit	D	Prepared	Analyzed	Dil Fac
Total Dissolved Solids (SM 2540C - 2015)	<10		10	10	mg/L			08/12/25 15:45	1

Client Sample ID: MCI-GWA-3

Lab Sample ID: 680-266204-12

Date Collected: 08/06/25 16:16

Matrix: Water

Date Received: 08/07/25 08:35

Method: EPA 300.0 - Anions, Ion Chromatography

Analyte	Result	Qualifier	RL	MDL	Unit	D	Prepared	Analyzed	Dil Fac
Chloride	**2.7**		1.0	0.98	mg/L			08/19/25 23:37	1
Fluoride	<0.081		0.20	0.081	mg/L			08/19/25 23:37	1
Sulfate	**0.94**	**J**	1.0	0.77	mg/L			08/19/25 23:37	1

Method: SW846 6010D - Metals (ICP)

Analyte	Result	Qualifier	RL	MDL	Unit	D	Prepared	Analyzed	Dil Fac
Boron	<0.026		0.080	0.026	mg/L		08/20/25 14:35	08/21/25 13:03	1
Calcium	**0.55**		0.10	0.038	mg/L		08/20/25 14:35	08/21/25 13:03	1

Method: SW846 6020B - Metals (ICP/MS) - Total Recoverable

Analyte	Result	Qualifier	RL	MDL	Unit	D	Prepared	Analyzed	Dil Fac
Antimony	<0.0025		0.0050	0.0025	mg/L		08/20/25 16:05	08/23/25 00:10	1
Arsenic	<0.0013		0.0050	0.0013	mg/L		08/20/25 16:05	08/23/25 00:10	1
Barium	**0.013**		0.010	0.00041	mg/L		08/20/25 16:05	08/25/25 16:41	1
Beryllium	<0.00015		0.0010	0.00015	mg/L		08/20/25 16:05	08/23/25 00:10	1
Cadmium	<0.00024		0.00070	0.00024	mg/L		08/20/25 16:05	08/23/25 00:10	1
Chromium	<0.0037		0.0050	0.0037	mg/L		08/20/25 16:05	08/23/25 00:10	1
Cobalt	<0.00041		0.0050	0.00041	mg/L		08/20/25 16:05	08/23/25 00:10	1
Copper	<0.00064		0.0020	0.00064	mg/L		08/20/25 16:05	08/23/25 00:10	1
Lead	<0.00086		0.0010	0.00086	mg/L		08/20/25 16:05	08/23/25 00:10	1
Nickel	<0.00042		0.0050	0.00042	mg/L		08/20/25 16:05	08/23/25 00:10	1
Selenium	<0.0023		0.0050	0.0023	mg/L		08/20/25 16:05	08/23/25 00:10	1
Silver	<0.00017		0.0010	0.00017	mg/L		08/20/25 16:05	08/23/25 00:10	1
Thallium	<0.00019		0.0010	0.00019	mg/L		08/20/25 16:05	08/23/25 00:10	1
Vanadium	<0.0012		0.0050	0.0012	mg/L		08/20/25 16:05	08/23/25 00:10	1
Zinc	<0.0089		0.010	0.0089	mg/L		08/20/25 16:05	08/23/25 00:10	1

General Chemistry

Analyte	Result	Qualifier	RL	MDL	Unit	D	Prepared	Analyzed	Dil Fac
Total Dissolved Solids (SM 2540C - 2015)	**35**		10	10	mg/L			08/12/25 15:45	1

Method: 300.0 - Anions, Ion Chromatography

Lab Sample ID: MB 705-74889/160
Matrix: Water
Analysis Batch: 74889

Client Sample ID: Method Blank
Prep Type: Total/NA

Analyte	MB Result	MB Qualifier	RL	MDL	Unit	D	Prepared	Analyzed	Dil Fac
Chloride	<0.98		1.0	0.98	mg/L			08/14/25 23:54	1
Fluoride	<0.081		0.20	0.081	mg/L			08/14/25 23:54	1
Sulfate	<0.77		1.0	0.77	mg/L			08/14/25 23:54	1

Lab Sample ID: LCS 705-74889/161
Matrix: Water
Analysis Batch: 74889

Client Sample ID: Lab Control Sample
Prep Type: Total/NA

Analyte	Spike Added	LCS Result	LCS Qualifier	Unit	D	%Rec	%Rec Limits
Chloride	10.0	9.43		mg/L		94	90 - 110
Fluoride	5.00	4.51		mg/L		90	90 - 110
Sulfate	25.0	23.3		mg/L		93	90 - 110

Lab Sample ID: 680-266165-10 MS
Matrix: Water
Analysis Batch: 74889

Client Sample ID: MCI-LF4-FB-05
Prep Type: Total/NA

Analyte	Sample Result	Sample Qualifier	Spike Added	MS Result	MS Qualifier	Unit	D	%Rec	%Rec Limits
Chloride	<0.98		10.0	9.17		mg/L		92	90 - 110
Fluoride	0.091	J F1	5.00	4.63		mg/L		91	90 - 110
Sulfate	<0.77		25.0	22.7		mg/L		91	90 - 110

Lab Sample ID: 680-266165-10 MSD
Matrix: Water
Analysis Batch: 74889

Client Sample ID: MCI-LF4-FB-05
Prep Type: Total/NA

Analyte	Sample Result	Sample Qualifier	Spike Added	MSD Result	MSD Qualifier	Unit	D	%Rec	%Rec Limits	RPD	RPD Limit
Chloride	<0.98		10.0	9.05		mg/L		91	90 - 110	1	20
Fluoride	0.091	J F1	5.00	4.50	F1	mg/L		88	90 - 110	3	20
Sulfate	<0.77		25.0	22.9		mg/L		91	90 - 110	1	20

Lab Sample ID: MB 705-75183/1002
Matrix: Water
Analysis Batch: 75183

Client Sample ID: Method Blank
Prep Type: Total/NA

Analyte	MB Result	MB Qualifier	RL	MDL	Unit	D	Prepared	Analyzed	Dil Fac
Chloride	<0.98		1.0	0.98	mg/L			08/15/25 11:52	1
Fluoride	<0.081		0.20	0.081	mg/L			08/15/25 11:52	1
Sulfate	<0.77		1.0	0.77	mg/L			08/15/25 11:52	1

Lab Sample ID: MB 705-75183/141
Matrix: Water
Analysis Batch: 75183

Client Sample ID: Method Blank
Prep Type: Total/NA

Analyte	MB Result	MB Qualifier	RL	MDL	Unit	D	Prepared	Analyzed	Dil Fac
Chloride	<0.98		1.0	0.98	mg/L			08/15/25 17:58	1
Fluoride	<0.081		0.20	0.081	mg/L			08/15/25 17:58	1
Sulfate	<0.77		1.0	0.77	mg/L			08/15/25 17:58	1

Method: 300.0 - Anions, Ion Chromatography (Continued)

Lab Sample ID: LCS 705-75183/1001
Matrix: Water
Analysis Batch: 75183

Client Sample ID: Lab Control Sample
Prep Type: Total/NA

Analyte			Spike Added	LCS Result	LCS Qualifier	Unit	D	%Rec	%Rec Limits		
Chloride			10.0	9.60		mg/L		96	90 - 110		
Fluoride			5.00	4.62		mg/L		92	90 - 110		
Sulfate			25.0	23.3		mg/L		93	90 - 110		

Lab Sample ID: LCS 705-75183/142
Matrix: Water
Analysis Batch: 75183

Client Sample ID: Lab Control Sample
Prep Type: Total/NA

Analyte			Spike Added	LCS Result	LCS Qualifier	Unit	D	%Rec	%Rec Limits		
Chloride			10.0	9.32		mg/L		93	90 - 110		
Fluoride			5.00	4.53		mg/L		91	90 - 110		
Sulfate			25.0	23.4		mg/L		94	90 - 110		

Lab Sample ID: 705-39994-E-1 MS
Matrix: Water
Analysis Batch: 75183

Client Sample ID: Matrix Spike
Prep Type: Total/NA

Analyte	Sample Result	Sample Qualifier	Spike Added	MS Result	MS Qualifier	Unit	D	%Rec	%Rec Limits		
Chloride	4.4		10.0	13.3		mg/L		90	90 - 110		
Fluoride	0.19	J F1	5.00	4.63	F1	mg/L		89	90 - 110		
Sulfate	2.5		25.0	25.7		mg/L		93	90 - 110		

Lab Sample ID: 705-39994-E-1 MSD
Matrix: Water
Analysis Batch: 75183

Client Sample ID: Matrix Spike Duplicate
Prep Type: Total/NA

Analyte	Sample Result	Sample Qualifier	Spike Added	MSD Result	MSD Qualifier	Unit	D	%Rec	%Rec Limits	RPD	RPD Limit
Chloride	4.4		10.0	13.4		mg/L		90	90 - 110	0	20
Fluoride	0.19	J F1	5.00	4.61	F1	mg/L		88	90 - 110	0	20
Sulfate	2.5		25.0	25.8		mg/L		93	90 - 110	0	20

Lab Sample ID: 705-40022-A-2 MS
Matrix: Water
Analysis Batch: 75183

Client Sample ID: Matrix Spike
Prep Type: Total/NA

Analyte	Sample Result	Sample Qualifier	Spike Added	MS Result	MS Qualifier	Unit	D	%Rec	%Rec Limits		
Chloride	1.6		10.0	10.8		mg/L		92	90 - 110		
Fluoride	0.098	J F1	5.00	4.46	F1	mg/L		87	90 - 110		
Sulfate	<0.77		25.0	23.8		mg/L		95	90 - 110		

Lab Sample ID: 705-40022-A-2 MSD
Matrix: Water
Analysis Batch: 75183

Client Sample ID: Matrix Spike Duplicate
Prep Type: Total/NA

Analyte	Sample Result	Sample Qualifier	Spike Added	MSD Result	MSD Qualifier	Unit	D	%Rec	%Rec Limits	RPD	RPD Limit
Chloride	1.6		10.0	10.9		mg/L		93	90 - 110	1	20
Fluoride	0.098	J F1	5.00	4.66		mg/L		91	90 - 110	4	20
Sulfate	<0.77		25.0	23.8		mg/L		95	90 - 110	0	20

Method: 300.0 - Anions, Ion Chromatography (Continued)

Lab Sample ID: MB 705-75380/3
Matrix: Water
Analysis Batch: 75380

Client Sample ID: Method Blank
Prep Type: Total/NA

Analyte	MB Result	MB Qualifier	RL	MDL	Unit	D	Prepared	Analyzed	Dil Fac
Chloride	<0.98		1.0	0.98	mg/L			08/16/25 11:07	1
Fluoride	<0.081		0.20	0.081	mg/L			08/16/25 11:07	1
Sulfate	<0.77		1.0	0.77	mg/L			08/16/25 11:07	1

Lab Sample ID: LCS 705-75380/4
Matrix: Water
Analysis Batch: 75380

Client Sample ID: Lab Control Sample
Prep Type: Total/NA

Analyte	Spike Added	LCS Result	LCS Qualifier	Unit	D	%Rec	%Rec Limits
Chloride	10.0	9.33		mg/L		93	90 - 110
Fluoride	5.00	4.51		mg/L		90	90 - 110
Sulfate	25.0	22.7		mg/L		91	90 - 110

Lab Sample ID: 705-40158-B-1 MS
Matrix: Water
Analysis Batch: 75380

Client Sample ID: Matrix Spike
Prep Type: Total/NA

Analyte	Sample Result	Sample Qualifier	Spike Added	MS Result	MS Qualifier	Unit	D	%Rec	%Rec Limits
Chloride	1.0	F1	10.0	9.20	F1	mg/L		82	90 - 110
Fluoride	0.15	J F1	5.00	4.28	F1	mg/L		83	90 - 110
Sulfate	1.0	F1	25.0	22.8	F1	mg/L		87	90 - 110

Lab Sample ID: 705-40158-B-1 MSD
Matrix: Water
Analysis Batch: 75380

Client Sample ID: Matrix Spike Duplicate
Prep Type: Total/NA

Analyte	Sample Result	Sample Qualifier	Spike Added	MSD Result	MSD Qualifier	Unit	D	%Rec	%Rec Limits	RPD	RPD Limit
Chloride	1.0	F1	10.0	9.25	F1	mg/L		82	90 - 110	1	20
Fluoride	0.15	J F1	5.00	4.28	F1	mg/L		83	90 - 110	0	20
Sulfate	1.0	F1	25.0	22.8	F1	mg/L		87	90 - 110	0	20

Lab Sample ID: MB 705-76025/3
Matrix: Water
Analysis Batch: 76025

Client Sample ID: Method Blank
Prep Type: Total/NA

Analyte	MB Result	MB Qualifier	RL	MDL	Unit	D	Prepared	Analyzed	Dil Fac
Chloride	<0.98		1.0	0.98	mg/L			08/19/25 20:23	1
Fluoride	<0.081		0.20	0.081	mg/L			08/19/25 20:23	1
Sulfate	<0.77		1.0	0.77	mg/L			08/19/25 20:23	1

Lab Sample ID: LCS 705-76025/4
Matrix: Water
Analysis Batch: 76025

Client Sample ID: Lab Control Sample
Prep Type: Total/NA

Analyte	Spike Added	LCS Result	LCS Qualifier	Unit	D	%Rec	%Rec Limits
Chloride	10.0	9.57		mg/L		96	90 - 110
Fluoride	5.00	5.09		mg/L		102	90 - 110
Sulfate	25.0	24.7		mg/L		99	90 - 110

Method: 300.0 - Anions, Ion Chromatography (Continued)

Lab Sample ID: 705-40289-A-2 MS
Matrix: Water
Analysis Batch: 76025

Client Sample ID: Matrix Spike
Prep Type: Total/NA

Analyte	Sample Result	Sample Qualifier	Spike Added	MS Result	MS Qualifier	Unit	D	%Rec	%Rec Limits
Chloride	1.9		10.0	11.3		mg/L		94	90 - 110
Fluoride	0.24		5.00	5.32		mg/L		102	90 - 110
Sulfate	5.2		25.0	29.3		mg/L		96	90 - 110

Lab Sample ID: 705-40289-A-2 MSD
Matrix: Water
Analysis Batch: 76025

Client Sample ID: Matrix Spike Duplicate
Prep Type: Total/NA

Analyte	Sample Result	Sample Qualifier	Spike Added	MSD Result	MSD Qualifier	Unit	D	%Rec	%Rec Limits	RPD	RPD Limit
Chloride	1.9		10.0	11.3		mg/L		93	90 - 110	0	20
Fluoride	0.24		5.00	5.34		mg/L		102	90 - 110	0	20
Sulfate	5.2		25.0	29.5		mg/L		97	90 - 110	1	20

Method: 6010D - Metals (ICP)

Lab Sample ID: MB 705-75603/1-A
Matrix: Water
Analysis Batch: 75860

Client Sample ID: Method Blank
Prep Type: Total/NA
Prep Batch: 75603

Analyte	MB Result	MB Qualifier	RL	MDL	Unit	D	Prepared	Analyzed	Dil Fac
Boron	<0.026		0.080	0.026	mg/L		08/18/25 12:08	08/19/25 09:39	1
Calcium	<0.038		0.10	0.038	mg/L		08/18/25 12:08	08/19/25 09:39	1

Lab Sample ID: LCS 705-75603/2-A
Matrix: Water
Analysis Batch: 75860

Client Sample ID: Lab Control Sample
Prep Type: Total/NA
Prep Batch: 75603

Analyte	Spike Added	LCS Result	LCS Qualifier	Unit	D	%Rec	%Rec Limits
Boron	1.00	0.959		mg/L		96	80 - 120
Calcium	10.0	9.55		mg/L		95	80 - 120

Lab Sample ID: 680-266165-9 MS
Matrix: Water
Analysis Batch: 75860

Client Sample ID: MCI-GWC-17
Prep Type: Total/NA
Prep Batch: 75603

Analyte	Sample Result	Sample Qualifier	Spike Added	MS Result	MS Qualifier	Unit	D	%Rec	%Rec Limits
Boron	<0.026		1.00	0.962		mg/L		96	75 - 125
Calcium	2.1		10.0	11.5		mg/L		94	75 - 125

Lab Sample ID: 680-266165-9 MSD
Matrix: Water
Analysis Batch: 75860

Client Sample ID: MCI-GWC-17
Prep Type: Total/NA
Prep Batch: 75603

Analyte	Sample Result	Sample Qualifier	Spike Added	MSD Result	MSD Qualifier	Unit	D	%Rec	%Rec Limits	RPD	RPD Limit
Boron	<0.026		1.00	0.994		mg/L		99	75 - 125	3	20
Calcium	2.1		10.0	11.9		mg/L		98	75 - 125	3	20

Method: 6010D - Metals (ICP) (Continued)

Lab Sample ID: MB 705-76214/1-A
Matrix: Water
Analysis Batch: 76562

Client Sample ID: Method Blank
Prep Type: Total/NA
Prep Batch: 76214

Analyte	MB Result	MB Qualifier	RL	MDL	Unit	D	Prepared	Analyzed	Dil Fac
Boron	<0.026		0.080	0.026	mg/L		08/20/25 14:35	08/21/25 11:58	1
Calcium	<0.038		0.10	0.038	mg/L		08/20/25 14:35	08/21/25 11:58	1

Lab Sample ID: LCS 705-76214/2-A
Matrix: Water
Analysis Batch: 76562

Client Sample ID: Lab Control Sample
Prep Type: Total/NA
Prep Batch: 76214

Analyte	Spike Added	LCS Result	LCS Qualifier	Unit	D	%Rec	%Rec Limits
Boron	1.00	0.978		mg/L		98	80 - 120
Calcium	10.0	10.0		mg/L		100	80 - 120

Lab Sample ID: 680-266204-1 MS
Matrix: Water
Analysis Batch: 76562

Client Sample ID: MCI-GWC-18
Prep Type: Total/NA
Prep Batch: 76214

Analyte	Sample Result	Sample Qualifier	Spike Added	MS Result	MS Qualifier	Unit	D	%Rec	%Rec Limits
Boron	<0.026		1.00	1.00		mg/L		100	75 - 125
Calcium	10		10.0	20.4		mg/L		102	75 - 125

Lab Sample ID: 680-266204-1 MSD
Matrix: Water
Analysis Batch: 76562

Client Sample ID: MCI-GWC-18
Prep Type: Total/NA
Prep Batch: 76214

Analyte	Sample Result	Sample Qualifier	Spike Added	MSD Result	MSD Qualifier	Unit	D	%Rec	%Rec Limits	RPD	RPD Limit
Boron	<0.026		1.00	0.997		mg/L		100	75 - 125	1	20
Calcium	10		10.0	20.2		mg/L		99	75 - 125	1	20

Method: 6020B - Metals (ICP/MS)

Lab Sample ID: MB 705-75757/1-A
Matrix: Water
Analysis Batch: 76521

Client Sample ID: Method Blank
Prep Type: Total Recoverable
Prep Batch: 75757

Analyte	MB Result	MB Qualifier	RL	MDL	Unit	D	Prepared	Analyzed	Dil Fac
Antimony	<0.0025		0.0050	0.0025	mg/L		08/19/25 07:00	08/20/25 23:39	1
Arsenic	<0.0013		0.0050	0.0013	mg/L		08/19/25 07:00	08/20/25 23:39	1
Barium	<0.00041		0.010	0.00041	mg/L		08/19/25 07:00	08/20/25 23:39	1
Beryllium	<0.00015		0.0010	0.00015	mg/L		08/19/25 07:00	08/20/25 23:39	1
Cadmium	<0.00024		0.00070	0.00024	mg/L		08/19/25 07:00	08/20/25 23:39	1
Chromium	<0.0037		0.0050	0.0037	mg/L		08/19/25 07:00	08/20/25 23:39	1
Cobalt	<0.00041		0.0050	0.00041	mg/L		08/19/25 07:00	08/20/25 23:39	1
Copper	<0.00064		0.0020	0.00064	mg/L		08/19/25 07:00	08/20/25 23:39	1
Lead	<0.00086		0.0010	0.00086	mg/L		08/19/25 07:00	08/20/25 23:39	1
Nickel	<0.00042		0.0050	0.00042	mg/L		08/19/25 07:00	08/20/25 23:39	1
Selenium	<0.0023		0.0050	0.0023	mg/L		08/19/25 07:00	08/20/25 23:39	1
Silver	<0.00017		0.0010	0.00017	mg/L		08/19/25 07:00	08/20/25 23:39	1
Thallium	<0.00019		0.0010	0.00019	mg/L		08/19/25 07:00	08/20/25 23:39	1
Vanadium	<0.0012		0.0050	0.0012	mg/L		08/19/25 07:00	08/20/25 23:39	1
Zinc	<0.0089		0.010	0.0089	mg/L		08/19/25 07:00	08/20/25 23:39	1

Method: 6020B - Metals (ICP/MS) (Continued)

Lab Sample ID: LCS 705-75757/2-A
Matrix: Water
Analysis Batch: 76521

Client Sample ID: Lab Control Sample
Prep Type: Total Recoverable
Prep Batch: 75757

Analyte	Spike Added	LCS Result	LCS Qualifier	Unit	D	%Rec	%Rec Limits
Antimony	0.100	0.0867		mg/L		87	80 - 120
Arsenic	0.100	0.102		mg/L		102	80 - 120
Barium	0.100	0.0898		mg/L		90	80 - 120
Beryllium	0.100	0.103		mg/L		103	80 - 120
Cadmium	0.100	0.0921		mg/L		92	80 - 120
Chromium	0.100	0.101		mg/L		101	80 - 120
Cobalt	0.100	0.102		mg/L		102	80 - 120
Copper	0.100	0.104		mg/L		104	80 - 120
Lead	0.100	0.0972		mg/L		97	80 - 120
Nickel	0.100	0.102		mg/L		102	80 - 120
Selenium	0.100	0.106		mg/L		106	80 - 120
Silver	0.0100	0.00944		mg/L		94	80 - 120
Thallium	0.100	0.0963		mg/L		96	80 - 120
Vanadium	0.100	0.100		mg/L		100	80 - 120
Zinc	0.100	0.103		mg/L		103	80 - 120

Lab Sample ID: 705-39184-F-6-B MS
Matrix: Water
Analysis Batch: 76521

Client Sample ID: Matrix Spike
Prep Type: Total Recoverable
Prep Batch: 75757

Analyte	Sample Result	Sample Qualifier	Spike Added	MS Result	MS Qualifier	Unit	D	%Rec	%Rec Limits
Antimony	<0.0025		0.100	0.0879		mg/L		88	75 - 125
Arsenic	<0.0013		0.100	0.105		mg/L		105	75 - 125
Barium	0.054		0.100	0.145		mg/L		91	75 - 125
Beryllium	<0.00015		0.100	0.0993		mg/L		99	75 - 125
Cadmium	<0.00024		0.100	0.0900		mg/L		90	75 - 125
Chromium	<0.0037		0.100	0.104		mg/L		104	75 - 125
Cobalt	<0.00041		0.100	0.103		mg/L		103	75 - 125
Copper	<0.00064		0.100	0.108		mg/L		108	75 - 125
Lead	<0.00086		0.100	0.0993		mg/L		99	75 - 125
Nickel	<0.00042		0.100	0.103		mg/L		103	75 - 125
Selenium	<0.0023		0.100	0.102		mg/L		102	75 - 125
Silver	<0.00017		0.0100	0.00936		mg/L		94	75 - 125
Thallium	0.00032	J	0.100	0.0979		mg/L		98	75 - 125
Vanadium	0.0024	J	0.100	0.104		mg/L		101	75 - 125
Zinc	<0.0089		0.100	0.104		mg/L		104	75 - 125

Lab Sample ID: 705-39184-F-6-C MSD
Matrix: Water
Analysis Batch: 76521

Client Sample ID: Matrix Spike Duplicate
Prep Type: Total Recoverable
Prep Batch: 75757

Analyte	Sample Result	Sample Qualifier	Spike Added	MSD Result	MSD Qualifier	Unit	D	%Rec	%Rec Limits	RPD	RPD Limit
Antimony	<0.0025		0.100	0.0872		mg/L		87	75 - 125	1	20
Arsenic	<0.0013		0.100	0.101		mg/L		101	75 - 125	4	20
Barium	0.054		0.100	0.144		mg/L		90	75 - 125	1	20
Beryllium	<0.00015		0.100	0.102		mg/L		102	75 - 125	3	20
Cadmium	<0.00024		0.100	0.0910		mg/L		91	75 - 125	1	20
Chromium	<0.0037		0.100	0.103		mg/L		103	75 - 125	0	20
Cobalt	<0.00041		0.100	0.104		mg/L		104	75 - 125	0	20

Method: 6020B - Metals (ICP/MS) (Continued)

Lab Sample ID: 705-39184-F-6-C MSD
Matrix: Water
Analysis Batch: 76521

Client Sample ID: Matrix Spike Duplicate
Prep Type: Total Recoverable
Prep Batch: 75757

Analyte	Sample Result	Sample Qualifier	Spike Added	MSD Result	MSD Qualifier	Unit	D	%Rec	%Rec Limits	RPD	RPD Limit
Copper	<0.00064		0.100	0.108		mg/L		108	75 - 125	0	20
Lead	<0.00086		0.100	0.0975		mg/L		98	75 - 125	2	20
Nickel	<0.00042		0.100	0.102		mg/L		102	75 - 125	1	20
Selenium	<0.0023		0.100	0.105		mg/L		105	75 - 125	3	20
Silver	<0.00017		0.0100	0.00912		mg/L		91	75 - 125	3	20
Thallium	0.00032	J	0.100	0.0976		mg/L		97	75 - 125	0	20
Vanadium	0.0024	J	0.100	0.102		mg/L		99	75 - 125	2	20
Zinc	<0.0089		0.100	0.106		mg/L		106	75 - 125	2	20

Lab Sample ID: MB 705-76247/1-A
Matrix: Water
Analysis Batch: 77024

Client Sample ID: Method Blank
Prep Type: Total Recoverable
Prep Batch: 76247

Analyte	MB Result	MB Qualifier	RL	MDL	Unit	D	Prepared	Analyzed	Dil Fac
Antimony	<0.0025		0.0050	0.0025	mg/L		08/20/25 16:05	08/22/25 22:56	1
Arsenic	<0.0013		0.0050	0.0013	mg/L		08/20/25 16:05	08/22/25 22:56	1
Barium	<0.00041	^+	0.010	0.00041	mg/L		08/20/25 16:05	08/22/25 22:56	1
Cadmium	<0.00024		0.00070	0.00024	mg/L		08/20/25 16:05	08/22/25 22:56	1
Chromium	<0.0037		0.0050	0.0037	mg/L		08/20/25 16:05	08/22/25 22:56	1
Cobalt	<0.00041		0.0050	0.00041	mg/L		08/20/25 16:05	08/22/25 22:56	1
Copper	<0.00064		0.0020	0.00064	mg/L		08/20/25 16:05	08/22/25 22:56	1
Lead	<0.00086		0.0010	0.00086	mg/L		08/20/25 16:05	08/22/25 22:56	1
Nickel	<0.00042		0.0050	0.00042	mg/L		08/20/25 16:05	08/22/25 22:56	1
Selenium	<0.0023		0.0050	0.0023	mg/L		08/20/25 16:05	08/22/25 22:56	1
Silver	<0.00017		0.0010	0.00017	mg/L		08/20/25 16:05	08/22/25 22:56	1
Thallium	<0.00019		0.0010	0.00019	mg/L		08/20/25 16:05	08/22/25 22:56	1
Vanadium	<0.0012		0.0050	0.0012	mg/L		08/20/25 16:05	08/22/25 22:56	1
Zinc	<0.0089		0.010	0.0089	mg/L		08/20/25 16:05	08/22/25 22:56	1

Lab Sample ID: MB 705-76247/1-A
Matrix: Water
Analysis Batch: 77707

Client Sample ID: Method Blank
Prep Type: Total Recoverable
Prep Batch: 76247

Analyte	MB Result	MB Qualifier	RL	MDL	Unit	D	Prepared	Analyzed	Dil Fac
Beryllium	<0.00015		0.0010	0.00015	mg/L		08/20/25 16:05	08/26/25 20:49	1

Lab Sample ID: LCS 705-76247/2-A
Matrix: Water
Analysis Batch: 77024

Client Sample ID: Lab Control Sample
Prep Type: Total Recoverable
Prep Batch: 76247

Analyte	Spike Added	LCS Result	LCS Qualifier	Unit	D	%Rec	%Rec Limits
Antimony	0.100	0.100		mg/L		100	80 - 120
Arsenic	0.100	0.0932		mg/L		93	80 - 120
Barium	0.100	0.110	^+	mg/L		110	80 - 120
Cadmium	0.100	0.108		mg/L		108	80 - 120
Chromium	0.100	0.0931		mg/L		93	80 - 120
Cobalt	0.100	0.0949		mg/L		95	80 - 120
Copper	0.100	0.0949		mg/L		95	80 - 120
Lead	0.100	0.0999		mg/L		100	80 - 120

Method: 6020B - Metals (ICP/MS) (Continued)

Lab Sample ID: LCS 705-76247/2-A
Matrix: Water
Analysis Batch: 77024

Client Sample ID: Lab Control Sample
Prep Type: Total Recoverable
Prep Batch: 76247

Analyte	Spike Added	LCS Result	LCS Qualifier	Unit	D	%Rec	%Rec Limits
Nickel	0.100	0.0934		mg/L		93	80 - 120
Selenium	0.100	0.0927		mg/L		93	80 - 120
Silver	0.0100	0.0100		mg/L		100	80 - 120
Thallium	0.100	0.0940		mg/L		94	80 - 120
Vanadium	0.100	0.0916		mg/L		92	80 - 120
Zinc	0.100	0.0939		mg/L		94	80 - 120

Lab Sample ID: LCS 705-76247/2-A
Matrix: Water
Analysis Batch: 77707

Client Sample ID: Lab Control Sample
Prep Type: Total Recoverable
Prep Batch: 76247

Analyte	Spike Added	LCS Result	LCS Qualifier	Unit	D	%Rec	%Rec Limits
Beryllium	0.100	0.0987		mg/L		99	80 - 120

Lab Sample ID: 680-266204-2 MS
Matrix: Water
Analysis Batch: 77024

Client Sample ID: MCI-GWC-23
Prep Type: Total Recoverable
Prep Batch: 76247

Analyte	Sample Result	Sample Qualifier	Spike Added	MS Result	MS Qualifier	Unit	D	%Rec	%Rec Limits
Antimony	<0.0025		0.100	0.0956		mg/L		96	75 - 125
Arsenic	<0.0013		0.100	0.0951		mg/L		95	75 - 125
Cadmium	<0.00024		0.100	0.106		mg/L		106	75 - 125
Chromium	<0.0037		0.100	0.0943		mg/L		94	75 - 125
Cobalt	0.0010	J	0.100	0.0938		mg/L		93	75 - 125
Copper	<0.00064		0.100	0.0922		mg/L		92	75 - 125
Lead	<0.00086		0.100	0.0974		mg/L		97	75 - 125
Nickel	0.0012	J	0.100	0.0923		mg/L		91	75 - 125
Selenium	<0.0023		0.100	0.0919		mg/L		92	75 - 125
Silver	<0.00017		0.0100	0.00968		mg/L		97	75 - 125
Thallium	0.00053	J	0.100	0.0887		mg/L		88	75 - 125
Vanadium	<0.0012		0.100	0.0910		mg/L		91	75 - 125
Zinc	<0.0089		0.100	0.0953		mg/L		95	75 - 125

Lab Sample ID: 680-266204-2 MS
Matrix: Water
Analysis Batch: 77459

Client Sample ID: MCI-GWC-23
Prep Type: Total Recoverable
Prep Batch: 76247

Analyte	Sample Result	Sample Qualifier	Spike Added	MS Result	MS Qualifier	Unit	D	%Rec	%Rec Limits
Barium	0.022		0.100	0.119		mg/L		97	75 - 125

Lab Sample ID: 680-266204-2 MS
Matrix: Water
Analysis Batch: 77707

Client Sample ID: MCI-GWC-23
Prep Type: Total Recoverable
Prep Batch: 76247

Analyte	Sample Result	Sample Qualifier	Spike Added	MS Result	MS Qualifier	Unit	D	%Rec	%Rec Limits
Beryllium	0.00026	J	0.100	0.102		mg/L		102	75 - 125

Method: 6020B - Metals (ICP/MS) (Continued)

Lab Sample ID: 680-266204-2 MSD
Matrix: Water
Analysis Batch: 77024

Client Sample ID: MCI-GWC-23
Prep Type: Total Recoverable
Prep Batch: 76247

Analyte	Sample Result	Sample Qualifier	Spike Added	MSD Result	MSD Qualifier	Unit	D	%Rec	%Rec Limits	RPD	RPD Limit
Antimony	<0.0025		0.100	0.114		mg/L		114	75 - 125	18	20
Arsenic	<0.0013		0.100	0.106		mg/L		106	75 - 125	11	20
Cadmium	<0.00024		0.100	0.0941		mg/L		94	75 - 125	12	20
Chromium	<0.0037		0.100	0.110		mg/L		110	75 - 125	15	20
Cobalt	0.0010	J	0.100	0.110		mg/L		109	75 - 125	16	20
Copper	<0.00064		0.100	0.110		mg/L		110	75 - 125	18	20
Lead	<0.00086		0.100	0.112		mg/L		112	75 - 125	14	20
Nickel	0.0012	J	0.100	0.109		mg/L		108	75 - 125	17	20
Selenium	<0.0023		0.100	0.105		mg/L		105	75 - 125	13	20
Silver	<0.00017		0.0100	0.0113		mg/L		113	75 - 125	15	20
Thallium	0.00053	J	0.100	0.104		mg/L		103	75 - 125	16	20
Vanadium	<0.0012		0.100	0.107		mg/L		107	75 - 125	16	20
Zinc	<0.0089		0.100	0.109		mg/L		109	75 - 125	13	20

Lab Sample ID: 680-266204-2 MSD
Matrix: Water
Analysis Batch: 77459

Client Sample ID: MCI-GWC-23
Prep Type: Total Recoverable
Prep Batch: 76247

Analyte	Sample Result	Sample Qualifier	Spike Added	MSD Result	MSD Qualifier	Unit	D	%Rec	%Rec Limits	RPD	RPD Limit
Barium	0.022		0.100	0.129		mg/L		107	75 - 125	8	20

Lab Sample ID: 680-266204-2 MSD
Matrix: Water
Analysis Batch: 77707

Client Sample ID: MCI-GWC-23
Prep Type: Total Recoverable
Prep Batch: 76247

Analyte	Sample Result	Sample Qualifier	Spike Added	MSD Result	MSD Qualifier	Unit	D	%Rec	%Rec Limits	RPD	RPD Limit
Beryllium	0.00026	J	0.100	0.101		mg/L		100	75 - 125	2	20

Lab Sample ID: MB 705-76281/1-A
Matrix: Water
Analysis Batch: 77123

Client Sample ID: Method Blank
Prep Type: Total Recoverable
Prep Batch: 76281

Analyte	MB Result	MB Qualifier	RL	MDL	Unit	D	Prepared	Analyzed	Dil Fac
Antimony	<0.0025		0.0050	0.0025	mg/L		08/21/25 09:28	08/23/25 02:05	1
Arsenic	<0.0013		0.0050	0.0013	mg/L		08/21/25 09:28	08/23/25 02:05	1
Barium	<0.00041		0.010	0.00041	mg/L		08/21/25 09:28	08/23/25 02:05	1
Beryllium	<0.00015		0.0010	0.00015	mg/L		08/21/25 09:28	08/23/25 02:05	1
Cadmium	<0.00024		0.00070	0.00024	mg/L		08/21/25 09:28	08/23/25 02:05	1
Chromium	<0.0037		0.0050	0.0037	mg/L		08/21/25 09:28	08/23/25 02:05	1
Cobalt	<0.00041		0.0050	0.00041	mg/L		08/21/25 09:28	08/23/25 02:05	1
Copper	<0.00064		0.0020	0.00064	mg/L		08/21/25 09:28	08/23/25 02:05	1
Lead	<0.00086		0.0010	0.00086	mg/L		08/21/25 09:28	08/23/25 02:05	1
Nickel	<0.00042		0.0050	0.00042	mg/L		08/21/25 09:28	08/23/25 02:05	1
Selenium	<0.0023		0.0050	0.0023	mg/L		08/21/25 09:28	08/23/25 02:05	1
Silver	<0.00017		0.0010	0.00017	mg/L		08/21/25 09:28	08/23/25 02:05	1
Thallium	<0.00019		0.0010	0.00019	mg/L		08/21/25 09:28	08/23/25 02:05	1
Vanadium	<0.0012		0.0050	0.0012	mg/L		08/21/25 09:28	08/23/25 02:05	1
Zinc	<0.0089		0.010	0.0089	mg/L		08/21/25 09:28	08/23/25 02:05	1

Method: 6020B - Metals (ICP/MS) (Continued)

Lab Sample ID: LCS 705-76281/2-A
Matrix: Water
Analysis Batch: 77123

Client Sample ID: Lab Control Sample
Prep Type: Total Recoverable
Prep Batch: 76281

Analyte	Spike Added	LCS Result	LCS Qualifier	Unit	D	%Rec	%Rec Limits
Antimony	0.100	0.0935		mg/L		94	80 - 120
Arsenic	0.100	0.106		mg/L		106	80 - 120
Barium	0.100	0.0944		mg/L		94	80 - 120
Beryllium	0.100	0.0893		mg/L		89	80 - 120
Cadmium	0.100	0.0919		mg/L		92	80 - 120
Chromium	0.100	0.103		mg/L		103	80 - 120
Cobalt	0.100	0.105		mg/L		105	80 - 120
Copper	0.100	0.106		mg/L		106	80 - 120
Lead	0.100	0.0995		mg/L		100	80 - 120
Nickel	0.100	0.107		mg/L		107	80 - 120
Selenium	0.100	0.102		mg/L		102	80 - 120
Silver	0.0100	0.0103		mg/L		103	80 - 120
Thallium	0.100	0.102		mg/L		102	80 - 120
Vanadium	0.100	0.103		mg/L		103	80 - 120
Zinc	0.100	0.0993		mg/L		99	80 - 120

Lab Sample ID: 705-40192-C-1-B MS
Matrix: Water
Analysis Batch: 77123

Client Sample ID: Matrix Spike
Prep Type: Total Recoverable
Prep Batch: 76281

Analyte	Sample Result	Sample Qualifier	Spike Added	MS Result	MS Qualifier	Unit	D	%Rec	%Rec Limits
Antimony	<0.0025		0.100	0.0915		mg/L		91	75 - 125
Arsenic	<0.0013		0.100	0.0946		mg/L		95	75 - 125
Barium	0.012		0.100	0.104		mg/L		92	75 - 125
Beryllium	<0.00015		0.100	0.0896		mg/L		90	75 - 125
Cadmium	<0.00024		0.100	0.0916		mg/L		92	75 - 125
Chromium	<0.0037		0.100	0.0984		mg/L		98	75 - 125
Cobalt	<0.00041		0.100	0.0988		mg/L		99	75 - 125
Copper	<0.00064		0.100	0.101		mg/L		101	75 - 125
Lead	<0.00086		0.100	0.0984		mg/L		98	75 - 125
Nickel	<0.00042		0.100	0.0991		mg/L		99	75 - 125
Selenium	<0.0023		0.100	0.0994		mg/L		99	75 - 125
Silver	<0.00017		0.0100	0.0105		mg/L		105	75 - 125
Thallium	<0.00019		0.100	0.101		mg/L		101	75 - 125
Vanadium	<0.0012		0.100	0.0980		mg/L		98	75 - 125
Zinc	<0.0089		0.100	0.0971		mg/L		97	75 - 125

Lab Sample ID: 705-40192-C-1-C MSD
Matrix: Water
Analysis Batch: 77123

Client Sample ID: Matrix Spike Duplicate
Prep Type: Total Recoverable
Prep Batch: 76281

Analyte	Sample Result	Sample Qualifier	Spike Added	MSD Result	MSD Qualifier	Unit	D	%Rec	%Rec Limits	RPD	RPD Limit
Antimony	<0.0025		0.100	0.0949		mg/L		95	75 - 125	4	20
Arsenic	<0.0013		0.100	0.100		mg/L		100	75 - 125	6	20
Barium	0.012		0.100	0.107		mg/L		95	75 - 125	3	20
Beryllium	<0.00015		0.100	0.0915		mg/L		92	75 - 125	2	20
Cadmium	<0.00024		0.100	0.0911		mg/L		91	75 - 125	1	20
Chromium	<0.0037		0.100	0.104		mg/L		104	75 - 125	6	20
Cobalt	<0.00041		0.100	0.106		mg/L		106	75 - 125	7	20

Method: 6020B - Metals (ICP/MS) (Continued)

Lab Sample ID: 705-40192-C-1-C MSD
Matrix: Water
Analysis Batch: 77123

Client Sample ID: Matrix Spike Duplicate
Prep Type: Total Recoverable
Prep Batch: 76281

Analyte	Sample Result	Sample Qualifier	Spike Added	MSD Result	MSD Qualifier	Unit	D	%Rec	%Rec Limits	RPD	RPD Limit
Copper	<0.00064		0.100	0.108		mg/L		108	75 - 125	7	20
Lead	<0.00086		0.100	0.102		mg/L		102	75 - 125	4	20
Nickel	<0.00042		0.100	0.105		mg/L		105	75 - 125	6	20
Selenium	<0.0023		0.100	0.103		mg/L		103	75 - 125	4	20
Silver	<0.00017		0.0100	0.0107		mg/L		107	75 - 125	1	20
Thallium	<0.00019		0.100	0.104		mg/L		104	75 - 125	3	20
Vanadium	<0.0012		0.100	0.105		mg/L		105	75 - 125	7	20
Zinc	<0.0089		0.100	0.104		mg/L		104	75 - 125	7	20

Method: 2540C - 2015 - Total Dissolved Solids (Dried at 180 °C)

Lab Sample ID: MB 705-73559/1
Matrix: Water
Analysis Batch: 73559

Client Sample ID: Method Blank
Prep Type: Total/NA

Analyte	MB Result	MB Qualifier	RL	MDL	Unit	D	Prepared	Analyzed	Dil Fac
Total Dissolved Solids	<10		10	10	mg/L			08/08/25 15:30	1

Lab Sample ID: LCS 705-73559/2
Matrix: Water
Analysis Batch: 73559

Client Sample ID: Lab Control Sample
Prep Type: Total/NA

Analyte	Spike Added	LCS Result	LCS Qualifier	Unit	D	%Rec	%Rec Limits
Total Dissolved Solids	996	1080		mg/L		109	80 - 120

Lab Sample ID: 705-39208-A-9 DU
Matrix: Water
Analysis Batch: 73559

Client Sample ID: Duplicate
Prep Type: Total/NA

Analyte	Sample Result	Sample Qualifier	DU Result	DU Qualifier	Unit	D	RPD	RPD Limit
Total Dissolved Solids	1800		1780		mg/L		1	10

Lab Sample ID: MB 705-73924/1
Matrix: Water
Analysis Batch: 73924

Client Sample ID: Method Blank
Prep Type: Total/NA

Analyte	MB Result	MB Qualifier	RL	MDL	Unit	D	Prepared	Analyzed	Dil Fac
Total Dissolved Solids	<10		10	10	mg/L			08/11/25 15:45	1

Lab Sample ID: LCS 705-73924/2
Matrix: Water
Analysis Batch: 73924

Client Sample ID: Lab Control Sample
Prep Type: Total/NA

Analyte	Spike Added	LCS Result	LCS Qualifier	Unit	D	%Rec	%Rec Limits
Total Dissolved Solids	996	1020		mg/L		102	80 - 120

Method: 2540C - 2015 - Total Dissolved Solids (Dried at 180 °C) (Continued)

Lab Sample ID: 705-38921-M-1 DU
Matrix: Water
Analysis Batch: 73924

Client Sample ID: Duplicate
Prep Type: Total/NA

Analyte	Sample Result	Sample Qualifier		DU Result	DU Qualifier	Unit	D			RPD	RPD Limit
Total Dissolved Solids	1700			1770		mg/L				2	10

Lab Sample ID: MB 705-74274/1
Matrix: Water
Analysis Batch: 74274

Client Sample ID: Method Blank
Prep Type: Total/NA

Analyte	MB Result	MB Qualifier	RL	MDL	Unit	D	Prepared	Analyzed	Dil Fac
Total Dissolved Solids	<10		10	10	mg/L			08/12/25 15:45	1

Lab Sample ID: LCS 705-74274/2
Matrix: Water
Analysis Batch: 74274

Client Sample ID: Lab Control Sample
Prep Type: Total/NA

Analyte			Spike Added	LCS Result	LCS Qualifier	Unit	D	%Rec	%Rec Limits		
Total Dissolved Solids			996	1020		mg/L		102	80 - 120		

Lab Sample ID: 705-39226-A-1 DU
Matrix: Water
Analysis Batch: 74274

Client Sample ID: Duplicate
Prep Type: Total/NA

Analyte	Sample Result	Sample Qualifier		DU Result	DU Qualifier	Unit	D			RPD	RPD Limit
Total Dissolved Solids	1500			1580		mg/L				5	10

HPLC/IC

Analysis Batch: 74889

Lab Sample ID	Client Sample ID	Prep Type	Matrix	Method	Prep Batch
680-266165-10	MCI-LF4-FB-05	Total/NA	Water	300.0	
MB 705-74889/160	Method Blank	Total/NA	Water	300.0	
LCS 705-74889/161	Lab Control Sample	Total/NA	Water	300.0	
680-266165-10 MS	MCI-LF4-FB-05	Total/NA	Water	300.0	
680-266165-10 MSD	MCI-LF4-FB-05	Total/NA	Water	300.0	

Analysis Batch: 75183

Lab Sample ID	Client Sample ID	Prep Type	Matrix	Method	Prep Batch
680-266165-1	MCI-GWA-14	Total/NA	Water	300.0	
680-266165-2	MCI-LF4-GWA-2	Total/NA	Water	300.0	
680-266165-4	MCI-GWA-4A	Total/NA	Water	300.0	
680-266165-5	MCI-GWA-15	Total/NA	Water	300.0	
680-266165-6	MCI-LF4-GWA-5	Total/NA	Water	300.0	
680-266165-7	MCI-GWA-16	Total/NA	Water	300.0	
680-266165-8	MCI-GWA-13	Total/NA	Water	300.0	
680-266165-9	MCI-GWC-17	Total/NA	Water	300.0	
680-266165-11	MCI-GWC-20	Total/NA	Water	300.0	
680-266165-12	MCI-LF4-FD-03	Total/NA	Water	300.0	
680-266165-13	MCI-GWC-21	Total/NA	Water	300.0	
680-266165-14	MCI-GWC-19	Total/NA	Water	300.0	
MB 705-75183/1002	Method Blank	Total/NA	Water	300.0	
MB 705-75183/141	Method Blank	Total/NA	Water	300.0	
LCS 705-75183/1001	Lab Control Sample	Total/NA	Water	300.0	
LCS 705-75183/142	Lab Control Sample	Total/NA	Water	300.0	
705-39994-E-1 MS	Matrix Spike	Total/NA	Water	300.0	
705-39994-E-1 MSD	Matrix Spike Duplicate	Total/NA	Water	300.0	
705-40022-A-2 MS	Matrix Spike	Total/NA	Water	300.0	
705-40022-A-2 MSD	Matrix Spike Duplicate	Total/NA	Water	300.0	

Analysis Batch: 75380

Lab Sample ID	Client Sample ID	Prep Type	Matrix	Method	Prep Batch
680-266204-1	MCI-GWC-18	Total/NA	Water	300.0	
680-266204-2	MCI-GWC-23	Total/NA	Water	300.0	
680-266204-3	MCI-LF4-FB-06	Total/NA	Water	300.0	
680-266204-4	MCI-LF4-EB-07	Total/NA	Water	300.0	
680-266204-5	MCI-GWC-9	Total/NA	Water	300.0	
680-266204-6	MCI-GWC-11	Total/NA	Water	300.0	
MB 705-75380/3	Method Blank	Total/NA	Water	300.0	
LCS 705-75380/4	Lab Control Sample	Total/NA	Water	300.0	
705-40158-B-1 MS	Matrix Spike	Total/NA	Water	300.0	
705-40158-B-1 MSD	Matrix Spike Duplicate	Total/NA	Water	300.0	

Analysis Batch: 76025

Lab Sample ID	Client Sample ID	Prep Type	Matrix	Method	Prep Batch
680-266204-7	MCI-LF4-GWC-1	Total/NA	Water	300.0	
680-266204-8	MCI-GWC-10	Total/NA	Water	300.0	
680-266204-9	MCI-GWC-12	Total/NA	Water	300.0	
680-266204-10	MCI-LF4-FD-04	Total/NA	Water	300.0	
680-266204-11	MCI-LF4-EB-08	Total/NA	Water	300.0	
680-266204-12	MCI-GWA-3	Total/NA	Water	300.0	
MB 705-76025/3	Method Blank	Total/NA	Water	300.0	

HPLC/IC (Continued)

Analysis Batch: 76025 (Continued)

Lab Sample ID	Client Sample ID	Prep Type	Matrix	Method	Prep Batch
LCS 705-76025/4	Lab Control Sample	Total/NA	Water	300.0	
705-40289-A-2 MS	Matrix Spike	Total/NA	Water	300.0	
705-40289-A-2 MSD	Matrix Spike Duplicate	Total/NA	Water	300.0	

Metals

Prep Batch: 75603

Lab Sample ID	Client Sample ID	Prep Type	Matrix	Method	Prep Batch
680-266165-1	MCI-GWA-14	Total/NA	Water	3010A	
680-266165-2	MCI-LF4-GWA-2	Total/NA	Water	3010A	
680-266165-4	MCI-GWA-4A	Total/NA	Water	3010A	
680-266165-5	MCI-GWA-15	Total/NA	Water	3010A	
680-266165-6	MCI-LF4-GWA-5	Total/NA	Water	3010A	
680-266165-7	MCI-GWA-16	Total/NA	Water	3010A	
680-266165-8	MCI-GWA-13	Total/NA	Water	3010A	
680-266165-9	MCI-GWC-17	Total/NA	Water	3010A	
680-266165-10	MCI-LF4-FB-05	Total/NA	Water	3010A	
680-266165-11	MCI-GWC-20	Total/NA	Water	3010A	
680-266165-12	MCI-LF4-FD-03	Total/NA	Water	3010A	
680-266165-13	MCI-GWC-21	Total/NA	Water	3010A	
680-266165-14	MCI-GWC-19	Total/NA	Water	3010A	
MB 705-75603/1-A	Method Blank	Total/NA	Water	3010A	
LCS 705-75603/2-A	Lab Control Sample	Total/NA	Water	3010A	
680-266165-9 MS	MCI-GWC-17	Total/NA	Water	3010A	
680-266165-9 MSD	MCI-GWC-17	Total/NA	Water	3010A	

Prep Batch: 75757

Lab Sample ID	Client Sample ID	Prep Type	Matrix	Method	Prep Batch
680-266165-1	MCI-GWA-14	Total Recoverable	Water	3005A	
680-266165-2	MCI-LF4-GWA-2	Total Recoverable	Water	3005A	
680-266165-4	MCI-GWA-4A	Total Recoverable	Water	3005A	
680-266165-5	MCI-GWA-15	Total Recoverable	Water	3005A	
680-266165-6	MCI-LF4-GWA-5	Total Recoverable	Water	3005A	
680-266165-7	MCI-GWA-16	Total Recoverable	Water	3005A	
680-266165-8	MCI-GWA-13	Total Recoverable	Water	3005A	
680-266165-9	MCI-GWC-17	Total Recoverable	Water	3005A	
680-266165-10	MCI-LF4-FB-05	Total Recoverable	Water	3005A	
680-266165-11	MCI-GWC-20	Total Recoverable	Water	3005A	
680-266165-12	MCI-LF4-FD-03	Total Recoverable	Water	3005A	
680-266165-13	MCI-GWC-21	Total Recoverable	Water	3005A	
680-266165-14	MCI-GWC-19	Total Recoverable	Water	3005A	
MB 705-75757/1-A	Method Blank	Total Recoverable	Water	3005A	
LCS 705-75757/2-A	Lab Control Sample	Total Recoverable	Water	3005A	
705-39184-F-6-B MS	Matrix Spike	Total Recoverable	Water	3005A	
705-39184-F-6-C MSD	Matrix Spike Duplicate	Total Recoverable	Water	3005A	

Analysis Batch: 75860

Lab Sample ID	Client Sample ID	Prep Type	Matrix	Method	Prep Batch
680-266165-1	MCI-GWA-14	Total/NA	Water	6010D	75603
680-266165-2	MCI-LF4-GWA-2	Total/NA	Water	6010D	75603
680-266165-4	MCI-GWA-4A	Total/NA	Water	6010D	75603

Metals (Continued)

Analysis Batch: 75860 (Continued)

Lab Sample ID	Client Sample ID	Prep Type	Matrix	Method	Prep Batch
680-266165-5	MCI-GWA-15	Total/NA	Water	6010D	75603
680-266165-6	MCI-LF4-GWA-5	Total/NA	Water	6010D	75603
680-266165-7	MCI-GWA-16	Total/NA	Water	6010D	75603
680-266165-8	MCI-GWA-13	Total/NA	Water	6010D	75603
680-266165-9	MCI-GWC-17	Total/NA	Water	6010D	75603
680-266165-10	MCI-LF4-FB-05	Total/NA	Water	6010D	75603
680-266165-11	MCI-GWC-20	Total/NA	Water	6010D	75603
680-266165-12	MCI-LF4-FD-03	Total/NA	Water	6010D	75603
680-266165-13	MCI-GWC-21	Total/NA	Water	6010D	75603
680-266165-14	MCI-GWC-19	Total/NA	Water	6010D	75603
MB 705-75603/1-A	Method Blank	Total/NA	Water	6010D	75603
LCS 705-75603/2-A	Lab Control Sample	Total/NA	Water	6010D	75603
680-266165-9 MS	MCI-GWC-17	Total/NA	Water	6010D	75603
680-266165-9 MSD	MCI-GWC-17	Total/NA	Water	6010D	75603

Prep Batch: 76214

Lab Sample ID	Client Sample ID	Prep Type	Matrix	Method	Prep Batch
680-266204-1	MCI-GWC-18	Total/NA	Water	3010A	
680-266204-2	MCI-GWC-23	Total/NA	Water	3010A	
680-266204-3	MCI-LF4-FB-06	Total/NA	Water	3010A	
680-266204-4	MCI-LF4-EB-07	Total/NA	Water	3010A	
680-266204-5	MCI-GWC-9	Total/NA	Water	3010A	
680-266204-6	MCI-GWC-11	Total/NA	Water	3010A	
680-266204-7	MCI-LF4-GWC-1	Total/NA	Water	3010A	
680-266204-8	MCI-GWC-10	Total/NA	Water	3010A	
680-266204-9	MCI-GWC-12	Total/NA	Water	3010A	
680-266204-10	MCI-LF4-FD-04	Total/NA	Water	3010A	
680-266204-11	MCI-LF4-EB-08	Total/NA	Water	3010A	
680-266204-12	MCI-GWA-3	Total/NA	Water	3010A	
MB 705-76214/1-A	Method Blank	Total/NA	Water	3010A	
LCS 705-76214/2-A	Lab Control Sample	Total/NA	Water	3010A	
680-266204-1 MS	MCI-GWC-18	Total/NA	Water	3010A	
680-266204-1 MSD	MCI-GWC-18	Total/NA	Water	3010A	

Prep Batch: 76247

Lab Sample ID	Client Sample ID	Prep Type	Matrix	Method	Prep Batch
680-266204-2	MCI-GWC-23	Total Recoverable	Water	3005A	
680-266204-3	MCI-LF4-FB-06	Total Recoverable	Water	3005A	
680-266204-4	MCI-LF4-EB-07	Total Recoverable	Water	3005A	
680-266204-5	MCI-GWC-9	Total Recoverable	Water	3005A	
680-266204-6	MCI-GWC-11	Total Recoverable	Water	3005A	
680-266204-7	MCI-LF4-GWC-1	Total Recoverable	Water	3005A	
680-266204-8	MCI-GWC-10	Total Recoverable	Water	3005A	
680-266204-9	MCI-GWC-12	Total Recoverable	Water	3005A	
680-266204-10	MCI-LF4-FD-04	Total Recoverable	Water	3005A	
680-266204-11	MCI-LF4-EB-08	Total Recoverable	Water	3005A	
680-266204-12	MCI-GWA-3	Total Recoverable	Water	3005A	
MB 705-76247/1-A	Method Blank	Total Recoverable	Water	3005A	
LCS 705-76247/2-A	Lab Control Sample	Total Recoverable	Water	3005A	
680-266204-2 MS	MCI-GWC-23	Total Recoverable	Water	3005A	
680-266204-2 MSD	MCI-GWC-23	Total Recoverable	Water	3005A	

Metals

Prep Batch: 76281

Lab Sample ID	Client Sample ID	Prep Type	Matrix	Method	Prep Batch
680-266204-1	MCI-GWC-18	Total Recoverable	Water	3005A	
MB 705-76281/1-A	Method Blank	Total Recoverable	Water	3005A	
LCS 705-76281/2-A	Lab Control Sample	Total Recoverable	Water	3005A	
705-40192-C-1-B MS	Matrix Spike	Total Recoverable	Water	3005A	
705-40192-C-1-C MSD	Matrix Spike Duplicate	Total Recoverable	Water	3005A	

Analysis Batch: 76521

Lab Sample ID	Client Sample ID	Prep Type	Matrix	Method	Prep Batch
680-266165-1	MCI-GWA-14	Total Recoverable	Water	6020B	75757
680-266165-2	MCI-LF4-GWA-2	Total Recoverable	Water	6020B	75757
680-266165-4	MCI-GWA-4A	Total Recoverable	Water	6020B	75757
680-266165-5	MCI-GWA-15	Total Recoverable	Water	6020B	75757
680-266165-6	MCI-LF4-GWA-5	Total Recoverable	Water	6020B	75757
680-266165-7	MCI-GWA-16	Total Recoverable	Water	6020B	75757
680-266165-8	MCI-GWA-13	Total Recoverable	Water	6020B	75757
680-266165-9	MCI-GWC-17	Total Recoverable	Water	6020B	75757
680-266165-10	MCI-LF4-FB-05	Total Recoverable	Water	6020B	75757
680-266165-11	MCI-GWC-20	Total Recoverable	Water	6020B	75757
680-266165-12	MCI-LF4-FD-03	Total Recoverable	Water	6020B	75757
680-266165-13	MCI-GWC-21	Total Recoverable	Water	6020B	75757
680-266165-14	MCI-GWC-19	Total Recoverable	Water	6020B	75757
MB 705-75757/1-A	Method Blank	Total Recoverable	Water	6020B	75757
LCS 705-75757/2-A	Lab Control Sample	Total Recoverable	Water	6020B	75757
705-39184-F-6-B MS	Matrix Spike	Total Recoverable	Water	6020B	75757
705-39184-F-6-C MSD	Matrix Spike Duplicate	Total Recoverable	Water	6020B	75757

Analysis Batch: 76562

Lab Sample ID	Client Sample ID	Prep Type	Matrix	Method	Prep Batch
680-266204-1	MCI-GWC-18	Total/NA	Water	6010D	76214
680-266204-2	MCI-GWC-23	Total/NA	Water	6010D	76214
680-266204-3	MCI-LF4-FB-06	Total/NA	Water	6010D	76214
680-266204-4	MCI-LF4-EB-07	Total/NA	Water	6010D	76214
680-266204-5	MCI-GWC-9	Total/NA	Water	6010D	76214
680-266204-6	MCI-GWC-11	Total/NA	Water	6010D	76214
680-266204-7	MCI-LF4-GWC-1	Total/NA	Water	6010D	76214
680-266204-8	MCI-GWC-10	Total/NA	Water	6010D	76214
680-266204-9	MCI-GWC-12	Total/NA	Water	6010D	76214
680-266204-10	MCI-LF4-FD-04	Total/NA	Water	6010D	76214
680-266204-11	MCI-LF4-EB-08	Total/NA	Water	6010D	76214
680-266204-12	MCI-GWA-3	Total/NA	Water	6010D	76214
MB 705-76214/1-A	Method Blank	Total/NA	Water	6010D	76214
LCS 705-76214/2-A	Lab Control Sample	Total/NA	Water	6010D	76214
680-266204-1 MS	MCI-GWC-18	Total/NA	Water	6010D	76214
680-266204-1 MSD	MCI-GWC-18	Total/NA	Water	6010D	76214

Analysis Batch: 77024

Lab Sample ID	Client Sample ID	Prep Type	Matrix	Method	Prep Batch
680-266204-2	MCI-GWC-23	Total Recoverable	Water	6020B	76247
680-266204-3	MCI-LF4-FB-06	Total Recoverable	Water	6020B	76247
680-266204-4	MCI-LF4-EB-07	Total Recoverable	Water	6020B	76247
680-266204-5	MCI-GWC-9	Total Recoverable	Water	6020B	76247

Metals (Continued)

Analysis Batch: 77024 (Continued)

Lab Sample ID	Client Sample ID	Prep Type	Matrix	Method	Prep Batch
680-266204-6	MCI-GWC-11	Total Recoverable	Water	6020B	76247
680-266204-7	MCI-LF4-GWC-1	Total Recoverable	Water	6020B	76247
680-266204-8	MCI-GWC-10	Total Recoverable	Water	6020B	76247
680-266204-9	MCI-GWC-12	Total Recoverable	Water	6020B	76247
680-266204-10	MCI-LF4-FD-04	Total Recoverable	Water	6020B	76247
680-266204-11	MCI-LF4-EB-08	Total Recoverable	Water	6020B	76247
680-266204-12	MCI-GWA-3	Total Recoverable	Water	6020B	76247
MB 705-76247/1-A	Method Blank	Total Recoverable	Water	6020B	76247
LCS 705-76247/2-A	Lab Control Sample	Total Recoverable	Water	6020B	76247
680-266204-2 MS	MCI-GWC-23	Total Recoverable	Water	6020B	76247
680-266204-2 MSD	MCI-GWC-23	Total Recoverable	Water	6020B	76247

Analysis Batch: 77123

Lab Sample ID	Client Sample ID	Prep Type	Matrix	Method	Prep Batch
680-266204-1	MCI-GWC-18	Total Recoverable	Water	6020B	76281
MB 705-76281/1-A	Method Blank	Total Recoverable	Water	6020B	76281
LCS 705-76281/2-A	Lab Control Sample	Total Recoverable	Water	6020B	76281
705-40192-C-1-B MS	Matrix Spike	Total Recoverable	Water	6020B	76281
705-40192-C-1-C MSD	Matrix Spike Duplicate	Total Recoverable	Water	6020B	76281

Analysis Batch: 77459

Lab Sample ID	Client Sample ID	Prep Type	Matrix	Method	Prep Batch
680-266204-2	MCI-GWC-23	Total Recoverable	Water	6020B	76247
680-266204-5	MCI-GWC-9	Total Recoverable	Water	6020B	76247
680-266204-6	MCI-GWC-11	Total Recoverable	Water	6020B	76247
680-266204-7	MCI-LF4-GWC-1	Total Recoverable	Water	6020B	76247
680-266204-8	MCI-GWC-10	Total Recoverable	Water	6020B	76247
680-266204-9	MCI-GWC-12	Total Recoverable	Water	6020B	76247
680-266204-10	MCI-LF4-FD-04	Total Recoverable	Water	6020B	76247
680-266204-12	MCI-GWA-3	Total Recoverable	Water	6020B	76247
680-266204-2 MS	MCI-GWC-23	Total Recoverable	Water	6020B	76247
680-266204-2 MSD	MCI-GWC-23	Total Recoverable	Water	6020B	76247

Analysis Batch: 77707

Lab Sample ID	Client Sample ID	Prep Type	Matrix	Method	Prep Batch
680-266204-2	MCI-GWC-23	Total Recoverable	Water	6020B	76247
680-266204-3	MCI-LF4-FB-06	Total Recoverable	Water	6020B	76247
680-266204-4	MCI-LF4-EB-07	Total Recoverable	Water	6020B	76247
680-266204-5	MCI-GWC-9	Total Recoverable	Water	6020B	76247
MB 705-76247/1-A	Method Blank	Total Recoverable	Water	6020B	76247
LCS 705-76247/2-A	Lab Control Sample	Total Recoverable	Water	6020B	76247
680-266204-2 MS	MCI-GWC-23	Total Recoverable	Water	6020B	76247
680-266204-2 MSD	MCI-GWC-23	Total Recoverable	Water	6020B	76247

General Chemistry

Analysis Batch: 73559

Lab Sample ID	Client Sample ID	Prep Type	Matrix	Method	Prep Batch
680-266165-1	MCI-GWA-14	Total/NA	Water	2540C - 2015	
680-266165-2	MCI-LF4-GWA-2	Total/NA	Water	2540C - 2015	
680-266165-4	MCI-GWA-4A	Total/NA	Water	2540C - 2015	

General Chemistry (Continued)

Analysis Batch: 73559 (Continued)

Lab Sample ID	Client Sample ID	Prep Type	Matrix	Method	Prep Batch
680-266165-5	MCI-GWA-15	Total/NA	Water	2540C - 2015	
680-266165-6	MCI-LF4-GWA-5	Total/NA	Water	2540C - 2015	
680-266165-7	MCI-GWA-16	Total/NA	Water	2540C - 2015	
680-266165-8	MCI-GWA-13	Total/NA	Water	2540C - 2015	
680-266165-9	MCI-GWC-17	Total/NA	Water	2540C - 2015	
680-266165-10	MCI-LF4-FB-05	Total/NA	Water	2540C - 2015	
680-266165-11	MCI-GWC-20	Total/NA	Water	2540C - 2015	
680-266165-12	MCI-LF4-FD-03	Total/NA	Water	2540C - 2015	
680-266165-13	MCI-GWC-21	Total/NA	Water	2540C - 2015	
680-266165-14	MCI-GWC-19	Total/NA	Water	2540C - 2015	
MB 705-73559/1	Method Blank	Total/NA	Water	2540C - 2015	
LCS 705-73559/2	Lab Control Sample	Total/NA	Water	2540C - 2015	
705-39208-A-9 DU	Duplicate	Total/NA	Water	2540C - 2015	

Analysis Batch: 73924

Lab Sample ID	Client Sample ID	Prep Type	Matrix	Method	Prep Batch
680-266204-1	MCI-GWC-18	Total/NA	Water	2540C - 2015	
680-266204-2	MCI-GWC-23	Total/NA	Water	2540C - 2015	
680-266204-3	MCI-LF4-FB-06	Total/NA	Water	2540C - 2015	
680-266204-4	MCI-LF4-EB-07	Total/NA	Water	2540C - 2015	
MB 705-73924/1	Method Blank	Total/NA	Water	2540C - 2015	
LCS 705-73924/2	Lab Control Sample	Total/NA	Water	2540C - 2015	
705-38921-M-1 DU	Duplicate	Total/NA	Water	2540C - 2015	

Analysis Batch: 74274

Lab Sample ID	Client Sample ID	Prep Type	Matrix	Method	Prep Batch
680-266204-5	MCI-GWC-9	Total/NA	Water	2540C - 2015	
680-266204-6	MCI-GWC-11	Total/NA	Water	2540C - 2015	
680-266204-7	MCI-LF4-GWC-1	Total/NA	Water	2540C - 2015	
680-266204-8	MCI-GWC-10	Total/NA	Water	2540C - 2015	
680-266204-9	MCI-GWC-12	Total/NA	Water	2540C - 2015	
680-266204-10	MCI-LF4-FD-04	Total/NA	Water	2540C - 2015	
680-266204-11	MCI-LF4-EB-08	Total/NA	Water	2540C - 2015	
680-266204-12	MCI-GWA-3	Total/NA	Water	2540C - 2015	
MB 705-74274/1	Method Blank	Total/NA	Water	2540C - 2015	
LCS 705-74274/2	Lab Control Sample	Total/NA	Water	2540C - 2015	
705-39226-A-1 DU	Duplicate	Total/NA	Water	2540C - 2015	

Lab Chronicle

Client: Southern Company
Project/Site: Plant McIntosh Landfill 4

Job ID: 680-266165-1

Client Sample ID: MCI-GWA-14

Lab Sample ID: 680-266165-1

Date Collected: 08/04/25 16:24

Matrix: Water

Date Received: 08/06/25 08:14

Prep Type	Batch Type	Batch Method	Run	Dil Factor	Initial Amount	Final Amount	Batch Number	Prepared or Analyzed	Analyst	Lab
Total/NA	Analysis	300.0		1			75183	08/15/25 16:04	MS	EET ATL
	Instrument ID: WC-IC-2									
Total/NA	Prep	3010A			50 mL	50 mL	75603	08/18/25 12:08	SA	EET ATL
Total/NA	Analysis	6010D		1			75860	08/19/25 10:25	DAB	EET ATL
	Instrument ID: OES 1									
Total Recoverable	Prep	3005A			50 mL	50 mL	75757	08/19/25 07:00	BR	EET ATL
Total Recoverable	Analysis	6020B		1			76521	08/21/25 00:27	IF	EET ATL
	Instrument ID: ICPMS-4									
Total/NA	Analysis	2540C - 2015		1	100 mL	100 mL	73559	08/08/25 15:30	NN	EET ATL
	Instrument ID: NOEQUIP									

Client Sample ID: MCI-LF4-GWA-2

Lab Sample ID: 680-266165-2

Date Collected: 08/05/25 09:37

Matrix: Water

Date Received: 08/06/25 08:14

Prep Type	Batch Type	Batch Method	Run	Dil Factor	Initial Amount	Final Amount	Batch Number	Prepared or Analyzed	Analyst	Lab
Total/NA	Analysis	300.0		1			75183	08/15/25 16:15	MS	EET ATL
	Instrument ID: WC-IC-2									
Total/NA	Prep	3010A			50 mL	50 mL	75603	08/18/25 12:08	SA	EET ATL
Total/NA	Analysis	6010D		1			75860	08/19/25 10:27	DAB	EET ATL
	Instrument ID: OES 1									
Total Recoverable	Prep	3005A			50 mL	50 mL	75757	08/19/25 07:00	BR	EET ATL
Total Recoverable	Analysis	6020B		1			76521	08/21/25 00:29	IF	EET ATL
	Instrument ID: ICPMS-4									
Total/NA	Analysis	2540C - 2015		1	100 mL	100 mL	73559	08/08/25 15:30	NN	EET ATL
	Instrument ID: NOEQUIP									

Client Sample ID: MCI-GWA-4A

Lab Sample ID: 680-266165-4

Date Collected: 08/05/25 10:40

Matrix: Water

Date Received: 08/06/25 08:14

Prep Type	Batch Type	Batch Method	Run	Dil Factor	Initial Amount	Final Amount	Batch Number	Prepared or Analyzed	Analyst	Lab
Total/NA	Analysis	300.0		1			75183	08/15/25 17:01	MS	EET ATL
	Instrument ID: WC-IC-2									
Total/NA	Prep	3010A			50 mL	50 mL	75603	08/18/25 12:08	SA	EET ATL
Total/NA	Analysis	6010D		1			75860	08/19/25 10:30	DAB	EET ATL
	Instrument ID: OES 1									
Total Recoverable	Prep	3005A			50 mL	50 mL	75757	08/19/25 07:00	BR	EET ATL
Total Recoverable	Analysis	6020B		1			76521	08/21/25 00:32	IF	EET ATL
	Instrument ID: ICPMS-4									
Total/NA	Analysis	2540C - 2015		1	100 mL	100 mL	73559	08/08/25 15:30	NN	EET ATL
	Instrument ID: NOEQUIP									

Lab Chronicle

Client: Southern Company
Project/Site: Plant McIntosh Landfill 4

Job ID: 680-266165-1

Client Sample ID: MCI-GWA-15

Lab Sample ID: 680-266165-5

Date Collected: 08/05/25 11:19

Matrix: Water

Date Received: 08/06/25 08:14

Prep Type	Batch Type	Batch Method	Run	Dil Factor	Initial Amount	Final Amount	Batch Number	Prepared or Analyzed	Analyst	Lab
Total/NA	Analysis	300.0		1			75183	08/15/25 17:12	MS	EET ATL
	Instrument ID: WC-IC-2									
Total/NA	Prep	3010A			50 mL	50 mL	75603	08/18/25 12:08	SA	EET ATL
Total/NA	Analysis	6010D		1			75860	08/19/25 10:33	DAB	EET ATL
	Instrument ID: OES 1									
Total Recoverable	Prep	3005A			50 mL	50 mL	75757	08/19/25 07:00	BR	EET ATL
Total Recoverable	Analysis	6020B		1			76521	08/21/25 00:35	IF	EET ATL
	Instrument ID: ICPMS-4									
Total/NA	Analysis	2540C - 2015		1	100 mL	100 mL	73559	08/08/25 15:30	NN	EET ATL
	Instrument ID: NOEQUIP									

Client Sample ID: MCI-LF4-GWA-5

Lab Sample ID: 680-266165-6

Date Collected: 08/05/25 11:40

Matrix: Water

Date Received: 08/06/25 08:14

Prep Type	Batch Type	Batch Method	Run	Dil Factor	Initial Amount	Final Amount	Batch Number	Prepared or Analyzed	Analyst	Lab
Total/NA	Analysis	300.0		1			75183	08/15/25 19:31	MS	EET ATL
	Instrument ID: WC-IC-2									
Total/NA	Prep	3010A			50 mL	50 mL	75603	08/18/25 12:08	SA	EET ATL
Total/NA	Analysis	6010D		1			75860	08/19/25 10:36	DAB	EET ATL
	Instrument ID: OES 1									
Total Recoverable	Prep	3005A			50 mL	50 mL	75757	08/19/25 07:00	BR	EET ATL
Total Recoverable	Analysis	6020B		1			76521	08/21/25 00:37	IF	EET ATL
	Instrument ID: ICPMS-4									
Total/NA	Analysis	2540C - 2015		1	100 mL	100 mL	73559	08/08/25 15:30	NN	EET ATL
	Instrument ID: NOEQUIP									

Client Sample ID: MCI-GWA-16

Lab Sample ID: 680-266165-7

Date Collected: 08/05/25 12:40

Matrix: Water

Date Received: 08/06/25 08:14

Prep Type	Batch Type	Batch Method	Run	Dil Factor	Initial Amount	Final Amount	Batch Number	Prepared or Analyzed	Analyst	Lab
Total/NA	Analysis	300.0		1			75183	08/15/25 19:42	MS	EET ATL
	Instrument ID: WC-IC-2									
Total/NA	Prep	3010A			50 mL	50 mL	75603	08/18/25 12:08	SA	EET ATL
Total/NA	Analysis	6010D		1			75860	08/19/25 10:39	DAB	EET ATL
	Instrument ID: OES 1									
Total Recoverable	Prep	3005A			50 mL	50 mL	75757	08/19/25 07:00	BR	EET ATL
Total Recoverable	Analysis	6020B		1			76521	08/21/25 00:40	IF	EET ATL
	Instrument ID: ICPMS-4									
Total/NA	Analysis	2540C - 2015		1	100 mL	100 mL	73559	08/08/25 15:30	NN	EET ATL
	Instrument ID: NOEQUIP									

Lab Chronicle

Client: Southern Company
Project/Site: Plant McIntosh Landfill 4

Job ID: 680-266165-1

Client Sample ID: MCI-GWA-13

Lab Sample ID: 680-266165-8

Date Collected: 08/05/25 12:40

Matrix: Water

Date Received: 08/06/25 08:14

Prep Type	Batch Type	Batch Method	Run	Dil Factor	Initial Amount	Final Amount	Batch Number	Prepared or Analyzed	Analyst	Lab
Total/NA	Analysis	300.0		1			75183	08/15/25 19:54	MS	EET ATL
	Instrument ID: WC-IC-2									
Total/NA	Prep	3010A			50 mL	50 mL	75603	08/18/25 12:08	SA	EET ATL
Total/NA	Analysis	6010D		1			75860	08/19/25 10:41	DAB	EET ATL
	Instrument ID: OES 1									
Total Recoverable	Prep	3005A			50 mL	50 mL	75757	08/19/25 07:00	BR	EET ATL
Total Recoverable	Analysis	6020B		1			76521	08/21/25 00:43	IF	EET ATL
	Instrument ID: ICPMS-4									
Total/NA	Analysis	2540C - 2015		1	100 mL	100 mL	73559	08/08/25 15:30	NN	EET ATL
	Instrument ID: NOEQUIP									

Client Sample ID: MCI-GWC-17

Lab Sample ID: 680-266165-9

Date Collected: 08/05/25 13:44

Matrix: Water

Date Received: 08/06/25 08:14

Prep Type	Batch Type	Batch Method	Run	Dil Factor	Initial Amount	Final Amount	Batch Number	Prepared or Analyzed	Analyst	Lab
Total/NA	Analysis	300.0		1			75183	08/15/25 20:05	MS	EET ATL
	Instrument ID: WC-IC-2									
Total/NA	Prep	3010A			50 mL	50 mL	75603	08/18/25 12:08	SA	EET ATL
Total/NA	Analysis	6010D		1			75860	08/19/25 09:51	DAB	EET ATL
	Instrument ID: OES 1									
Total Recoverable	Prep	3005A			50 mL	50 mL	75757	08/19/25 07:00	BR	EET ATL
Total Recoverable	Analysis	6020B		1			76521	08/21/25 01:04	IF	EET ATL
	Instrument ID: ICPMS-4									
Total/NA	Analysis	2540C - 2015		1	100 mL	100 mL	73559	08/08/25 15:30	NN	EET ATL
	Instrument ID: NOEQUIP									

Client Sample ID: MCI-LF4-FB-05

Lab Sample ID: 680-266165-10

Date Collected: 08/05/25 13:55

Matrix: Water

Date Received: 08/06/25 08:14

Prep Type	Batch Type	Batch Method	Run	Dil Factor	Initial Amount	Final Amount	Batch Number	Prepared or Analyzed	Analyst	Lab
Total/NA	Analysis	300.0		1			74889	08/15/25 00:17	MS	EET ATL
	Instrument ID: WC-IC-2									
Total/NA	Prep	3010A			50 mL	50 mL	75603	08/18/25 12:08	SA	EET ATL
Total/NA	Analysis	6010D		1			75860	08/19/25 10:44	DAB	EET ATL
	Instrument ID: OES 1									
Total Recoverable	Prep	3005A			50 mL	50 mL	75757	08/19/25 07:00	BR	EET ATL
Total Recoverable	Analysis	6020B		1			76521	08/21/25 01:06	IF	EET ATL
	Instrument ID: ICPMS-4									
Total/NA	Analysis	2540C - 2015		1	100 mL	100 mL	73559	08/08/25 15:30	NN	EET ATL
	Instrument ID: NOEQUIP									

Lab Chronicle

Client: Southern Company
Project/Site: Plant McIntosh Landfill 4

Job ID: 680-266165-1

Client Sample ID: MCI-GWC-20

Lab Sample ID: 680-266165-11

Date Collected: 08/05/25 14:08

Matrix: Water

Date Received: 08/06/25 08:14

Prep Type	Batch Type	Batch Method	Run	Dil Factor	Initial Amount	Final Amount	Batch Number	Prepared or Analyzed	Analyst	Lab
Total/NA	Analysis	300.0		1			75183	08/15/25 20:29	MS	EET ATL
	Instrument ID: WC-IC-2									
Total/NA	Prep	3010A			50 mL	50 mL	75603	08/18/25 12:08	SA	EET ATL
Total/NA	Analysis	6010D		1			75860	08/19/25 10:47	DAB	EET ATL
	Instrument ID: OES 1									
Total Recoverable	Prep	3005A			50 mL	50 mL	75757	08/19/25 07:00	BR	EET ATL
Total Recoverable	Analysis	6020B		1			76521	08/21/25 01:09	IF	EET ATL
	Instrument ID: ICPMS-4									
Total/NA	Analysis	2540C - 2015		1	100 mL	100 mL	73559	08/08/25 15:30	NN	EET ATL
	Instrument ID: NOEQUIP									

Client Sample ID: MCI-LF4-FD-03

Lab Sample ID: 680-266165-12

Date Collected: 08/05/25 00:00

Matrix: Water

Date Received: 08/06/25 08:14

Prep Type	Batch Type	Batch Method	Run	Dil Factor	Initial Amount	Final Amount	Batch Number	Prepared or Analyzed	Analyst	Lab
Total/NA	Analysis	300.0		1			75183	08/15/25 20:40	MS	EET ATL
	Instrument ID: WC-IC-2									
Total/NA	Prep	3010A			50 mL	50 mL	75603	08/18/25 12:08	SA	EET ATL
Total/NA	Analysis	6010D		1			75860	08/19/25 10:50	DAB	EET ATL
	Instrument ID: OES 1									
Total Recoverable	Prep	3005A			50 mL	50 mL	75757	08/19/25 07:00	BR	EET ATL
Total Recoverable	Analysis	6020B		1			76521	08/21/25 01:12	IF	EET ATL
	Instrument ID: ICPMS-4									
Total/NA	Analysis	2540C - 2015		1	100 mL	100 mL	73559	08/08/25 15:30	NN	EET ATL
	Instrument ID: NOEQUIP									

Client Sample ID: MCI-GWC-21

Lab Sample ID: 680-266165-13

Date Collected: 08/05/25 15:26

Matrix: Water

Date Received: 08/06/25 08:14

Prep Type	Batch Type	Batch Method	Run	Dil Factor	Initial Amount	Final Amount	Batch Number	Prepared or Analyzed	Analyst	Lab
Total/NA	Analysis	300.0		1			75183	08/15/25 20:51	MS	EET ATL
	Instrument ID: WC-IC-2									
Total/NA	Prep	3010A			50 mL	50 mL	75603	08/18/25 12:08	SA	EET ATL
Total/NA	Analysis	6010D		1			75860	08/19/25 10:58	DAB	EET ATL
	Instrument ID: OES 1									
Total Recoverable	Prep	3005A			50 mL	50 mL	75757	08/19/25 07:00	BR	EET ATL
Total Recoverable	Analysis	6020B		1			76521	08/21/25 01:14	IF	EET ATL
	Instrument ID: ICPMS-4									
Total/NA	Analysis	2540C - 2015		1	100 mL	100 mL	73559	08/08/25 15:30	NN	EET ATL
	Instrument ID: NOEQUIP									

Lab Chronicle

Client: Southern Company
Project/Site: Plant McIntosh Landfill 4

Job ID: 680-266165-1

Client Sample ID: MCI-GWC-19

Lab Sample ID: 680-266165-14

Date Collected: 08/05/25 16:19

Matrix: Water

Date Received: 08/06/25 08:14

Prep Type	Batch Type	Batch Method	Run	Dil Factor	Initial Amount	Final Amount	Batch Number	Prepared or Analyzed	Analyst	Lab
Total/NA	Analysis	300.0		1			75183	08/15/25 21:03	MS	EET ATL
	Instrument ID: WC-IC-2									
Total/NA	Prep	3010A			50 mL	50 mL	75603	08/18/25 12:08	SA	EET ATL
Total/NA	Analysis	6010D		1			75860	08/19/25 11:01	DAB	EET ATL
	Instrument ID: OES 1									
Total Recoverable	Prep	3005A			50 mL	50 mL	75757	08/19/25 07:00	BR	EET ATL
Total Recoverable	Analysis	6020B		1			76521	08/21/25 01:17	IF	EET ATL
	Instrument ID: ICPMS-4									
Total/NA	Analysis	2540C - 2015		1	100 mL	100 mL	73559	08/08/25 15:30	NN	EET ATL
	Instrument ID: NOEQUIP									

Client Sample ID: MCI-GWC-18

Lab Sample ID: 680-266204-1

Date Collected: 08/06/25 10:37

Matrix: Water

Date Received: 08/07/25 08:35

Prep Type	Batch Type	Batch Method	Run	Dil Factor	Initial Amount	Final Amount	Batch Number	Prepared or Analyzed	Analyst	Lab
Total/NA	Analysis	300.0		1			75380	08/16/25 15:08	MS	EET ATL
	Instrument ID: WC-IC-2									
Total/NA	Prep	3010A			50 mL	50 mL	76214	08/20/25 14:35	SA	EET ATL
Total/NA	Analysis	6010D		1			76562	08/21/25 12:04	DS	EET ATL
	Instrument ID: OES 2									
Total Recoverable	Prep	3005A			50 mL	50 mL	76281	08/21/25 09:28	KB	EET ATL
Total Recoverable	Analysis	6020B		1			77123	08/23/25 02:24	IF	EET ATL
	Instrument ID: ICPMS-4									
Total/NA	Analysis	2540C - 2015		1	100 mL	100 mL	73924	08/11/25 15:45	NN	EET ATL
	Instrument ID: NOEQUIP									

Client Sample ID: MCI-GWC-23

Lab Sample ID: 680-266204-2

Date Collected: 08/06/25 10:29

Matrix: Water

Date Received: 08/07/25 08:35

Prep Type	Batch Type	Batch Method	Run	Dil Factor	Initial Amount	Final Amount	Batch Number	Prepared or Analyzed	Analyst	Lab
Total/NA	Analysis	300.0		1			75380	08/16/25 15:54	MS	EET ATL
	Instrument ID: WC-IC-2									
Total/NA	Prep	3010A			50 mL	50 mL	76214	08/20/25 14:35	SA	EET ATL
Total/NA	Analysis	6010D		1			76562	08/21/25 12:26	DS	EET ATL
	Instrument ID: OES 2									
Total Recoverable	Prep	3005A			50 mL	50 mL	76247	08/20/25 16:05	BR	EET ATL
Total Recoverable	Analysis	6020B		1			77707	08/26/25 20:54	MD	EET ATL
	Instrument ID: ICPMS-2									
Total Recoverable	Prep	3005A			50 mL	50 mL	76247	08/20/25 16:05	BR	EET ATL
Total Recoverable	Analysis	6020B		1			77024	08/22/25 23:03	MD	EET ATL
	Instrument ID: ICPMS-3									
Total Recoverable	Prep	3005A			50 mL	50 mL	76247	08/20/25 16:05	BR	EET ATL
Total Recoverable	Analysis	6020B		1			77459	08/25/25 15:14	MD	EET ATL
	Instrument ID: ICPMS-3									

Lab Chronicle

Client: Southern Company
Project/Site: Plant McIntosh Landfill 4

Job ID: 680-266165-1

Client Sample ID: MCI-GWC-23

Lab Sample ID: 680-266204-2

Date Collected: 08/06/25 10:29

Matrix: Water

Date Received: 08/07/25 08:35

Prep Type	Batch Type	Batch Method	Run	Dil Factor	Initial Amount	Final Amount	Batch Number	Prepared or Analyzed	Analyst	Lab
Total/NA	Analysis	2540C - 2015		1	100 mL	100 mL	73924	08/11/25 15:45	NN	EET ATL

Client Sample ID: MCI-LF4-FB-06

Lab Sample ID: 680-266204-3

Date Collected: 08/06/25 10:20

Matrix: Water

Date Received: 08/07/25 08:35

Prep Type	Batch Type	Batch Method	Run	Dil Factor	Initial Amount	Final Amount	Batch Number	Prepared or Analyzed	Analyst	Lab
Total/NA	Analysis	300.0		1			75380	08/16/25 16:06	MS	EET ATL
	Instrument ID: WC-IC-2									
Total/NA	Prep	3010A			50 mL	50 mL	76214	08/20/25 14:35	SA	EET ATL
Total/NA	Analysis	6010D		1			76562	08/21/25 12:29	DS	EET ATL
	Instrument ID: OES 2									
Total Recoverable	Prep	3005A			50 mL	50 mL	76247	08/20/25 16:05	BR	EET ATL
Total Recoverable	Analysis	6020B		1			77707	08/26/25 21:03	MD	EET ATL
	Instrument ID: ICPMS-2									
Total Recoverable	Prep	3005A			50 mL	50 mL	76247	08/20/25 16:05	BR	EET ATL
Total Recoverable	Analysis	6020B		1			77024	08/22/25 23:20	MD	EET ATL
	Instrument ID: ICPMS-3									
Total/NA	Analysis	2540C - 2015		1	100 mL	100 mL	73924	08/11/25 15:45	NN	EET ATL
	Instrument ID: NOEQUIP									

Client Sample ID: MCI-LF4-EB-07

Lab Sample ID: 680-266204-4

Date Collected: 08/06/25 10:00

Matrix: Water

Date Received: 08/07/25 08:35

Prep Type	Batch Type	Batch Method	Run	Dil Factor	Initial Amount	Final Amount	Batch Number	Prepared or Analyzed	Analyst	Lab
Total/NA	Analysis	300.0		1			75380	08/16/25 16:17	MS	EET ATL
	Instrument ID: WC-IC-2									
Total/NA	Prep	3010A			50 mL	50 mL	76214	08/20/25 14:35	SA	EET ATL
Total/NA	Analysis	6010D		1			76562	08/21/25 12:32	DS	EET ATL
	Instrument ID: OES 2									
Total Recoverable	Prep	3005A			50 mL	50 mL	76247	08/20/25 16:05	BR	EET ATL
Total Recoverable	Analysis	6020B		1			77707	08/26/25 21:06	MD	EET ATL
	Instrument ID: ICPMS-2									
Total Recoverable	Prep	3005A			50 mL	50 mL	76247	08/20/25 16:05	BR	EET ATL
Total Recoverable	Analysis	6020B		1			77024	08/22/25 23:23	MD	EET ATL
	Instrument ID: ICPMS-3									
Total/NA	Analysis	2540C - 2015		1	100 mL	100 mL	73924	08/11/25 15:45	NN	EET ATL
	Instrument ID: NOEQUIP									

Lab Chronicle

Client: Southern Company
Project/Site: Plant McIntosh Landfill 4

Job ID: 680-266165-1

Client Sample ID: MCI-GWC-9

Lab Sample ID: 680-266204-5

Date Collected: 08/06/25 12:05
Matrix: Water
Date Received: 08/07/25 08:35

Prep Type	Batch Type	Batch Method	Run	Dil Factor	Initial Amount	Final Amount	Batch Number	Prepared or Analyzed	Analyst	Lab
Total/NA	Analysis	300.0		1			75380	08/16/25 16:29	MS	EET ATL
	Instrument ID: WC-IC-2									
Total/NA	Prep	3010A			50 mL	50 mL	76214	08/20/25 14:35	SA	EET ATL
Total/NA	Analysis	6010D		1			76562	08/21/25 12:35	DS	EET ATL
	Instrument ID: OES 2									
Total Recoverable	Prep	3005A			50 mL	50 mL	76247	08/20/25 16:05	BR	EET ATL
Total Recoverable	Analysis	6020B		1			77707	08/26/25 21:01	MD	EET ATL
	Instrument ID: ICPMS-2									
Total Recoverable	Prep	3005A			50 mL	50 mL	76247	08/20/25 16:05	BR	EET ATL
Total Recoverable	Analysis	6020B		1			77024	08/22/25 23:27	MD	EET ATL
	Instrument ID: ICPMS-3									
Total Recoverable	Prep	3005A			50 mL	50 mL	76247	08/20/25 16:05	BR	EET ATL
Total Recoverable	Analysis	6020B		1			77459	08/25/25 15:30	MD	EET ATL
	Instrument ID: ICPMS-3									
Total/NA	Analysis	2540C - 2015		1	100 mL	100 mL	74274	08/12/25 15:45	NN	EET ATL
	Instrument ID: NOEQUIP									

Client Sample ID: MCI-GWC-11

Lab Sample ID: 680-266204-6

Date Collected: 08/06/25 12:35
Matrix: Water
Date Received: 08/07/25 08:35

Prep Type	Batch Type	Batch Method	Run	Dil Factor	Initial Amount	Final Amount	Batch Number	Prepared or Analyzed	Analyst	Lab
Total/NA	Analysis	300.0		1			75380	08/16/25 16:40	MS	EET ATL
	Instrument ID: WC-IC-2									
Total/NA	Prep	3010A			50 mL	50 mL	76214	08/20/25 14:35	SA	EET ATL
Total/NA	Analysis	6010D		1			76562	08/21/25 12:38	DS	EET ATL
	Instrument ID: OES 2									
Total Recoverable	Prep	3005A			50 mL	50 mL	76247	08/20/25 16:05	BR	EET ATL
Total Recoverable	Analysis	6020B		1			77024	08/22/25 23:50	MD	EET ATL
	Instrument ID: ICPMS-3									
Total Recoverable	Prep	3005A			50 mL	50 mL	76247	08/20/25 16:05	BR	EET ATL
Total Recoverable	Analysis	6020B		1			77459	08/25/25 15:34	MD	EET ATL
	Instrument ID: ICPMS-3									
Total/NA	Analysis	2540C - 2015		1	100 mL	100 mL	74274	08/12/25 15:45	NN	EET ATL
	Instrument ID: NOEQUIP									

Client Sample ID: MCI-LF4-GWC-1

Lab Sample ID: 680-266204-7

Date Collected: 08/06/25 14:09
Matrix: Water
Date Received: 08/07/25 08:35

Prep Type	Batch Type	Batch Method	Run	Dil Factor	Initial Amount	Final Amount	Batch Number	Prepared or Analyzed	Analyst	Lab
Total/NA	Analysis	300.0		1			76025	08/20/25 00:34	MS	EET ATL
	Instrument ID: WC-IC-2									
Total/NA	Prep	3010A			50 mL	50 mL	76214	08/20/25 14:35	SA	EET ATL
Total/NA	Analysis	6010D		1			76562	08/21/25 12:41	DS	EET ATL
	Instrument ID: OES 2									

Client Sample ID: MCI-LF4-GWC-1

Lab Sample ID: 680-266204-7

Date Collected: 08/06/25 14:09

Matrix: Water

Date Received: 08/07/25 08:35

Prep Type	Batch Type	Batch Method	Run	Dil Factor	Initial Amount	Final Amount	Batch Number	Prepared or Analyzed	Analyst	Lab
Total Recoverable	Prep	3005A			50 mL	50 mL	76247	08/20/25 16:05	BR	EET ATL
Total Recoverable	Analysis	6020B		1			77024	08/22/25 23:54	MD	EET ATL
	Instrument ID: ICPMS-3									
Total Recoverable	Prep	3005A			50 mL	50 mL	76247	08/20/25 16:05	BR	EET ATL
Total Recoverable	Analysis	6020B		1			77459	08/25/25 15:37	MD	EET ATL
	Instrument ID: ICPMS-3									
Total/NA	Analysis	2540C - 2015		1	100 mL	100 mL	74274	08/12/25 15:45	NN	EET ATL
	Instrument ID: NOEQUIP									

Client Sample ID: MCI-GWC-10

Lab Sample ID: 680-266204-8

Date Collected: 08/06/25 13:25

Matrix: Water

Date Received: 08/07/25 08:35

Prep Type	Batch Type	Batch Method	Run	Dil Factor	Initial Amount	Final Amount	Batch Number	Prepared or Analyzed	Analyst	Lab
Total/NA	Analysis	300.0		1			76025	08/20/25 00:23	MS	EET ATL
	Instrument ID: WC-IC-2									
Total/NA	Prep	3010A			50 mL	50 mL	76214	08/20/25 14:35	SA	EET ATL
Total/NA	Analysis	6010D		1			76562	08/21/25 12:44	DS	EET ATL
	Instrument ID: OES 2									
Total Recoverable	Prep	3005A			50 mL	50 mL	76247	08/20/25 16:05	BR	EET ATL
Total Recoverable	Analysis	6020B		1			77024	08/22/25 23:57	MD	EET ATL
	Instrument ID: ICPMS-3									
Total Recoverable	Prep	3005A			50 mL	50 mL	76247	08/20/25 16:05	BR	EET ATL
Total Recoverable	Analysis	6020B		1			77459	08/25/25 16:01	MD	EET ATL
	Instrument ID: ICPMS-3									
Total/NA	Analysis	2540C - 2015		1	100 mL	100 mL	74274	08/12/25 15:45	NN	EET ATL
	Instrument ID: NOEQUIP									

Client Sample ID: MCI-GWC-12

Lab Sample ID: 680-266204-9

Date Collected: 08/06/25 14:17

Matrix: Water

Date Received: 08/07/25 08:35

Prep Type	Batch Type	Batch Method	Run	Dil Factor	Initial Amount	Final Amount	Batch Number	Prepared or Analyzed	Analyst	Lab
Total/NA	Analysis	300.0		1			76025	08/20/25 00:11	MS	EET ATL
	Instrument ID: WC-IC-2									
Total/NA	Prep	3010A			50 mL	50 mL	76214	08/20/25 14:35	SA	EET ATL
Total/NA	Analysis	6010D		1			76562	08/21/25 12:54	DS	EET ATL
	Instrument ID: OES 2									
Total Recoverable	Prep	3005A			50 mL	50 mL	76247	08/20/25 16:05	BR	EET ATL
Total Recoverable	Analysis	6020B		1			77024	08/23/25 00:00	MD	EET ATL
	Instrument ID: ICPMS-3									
Total Recoverable	Prep	3005A			50 mL	50 mL	76247	08/20/25 16:05	BR	EET ATL
Total Recoverable	Analysis	6020B		1			77459	08/25/25 16:34	MD	EET ATL
	Instrument ID: ICPMS-3									
Total/NA	Analysis	2540C - 2015		1	100 mL	100 mL	74274	08/12/25 15:45	NN	EET ATL
	Instrument ID: NOEQUIP									

Client Sample ID: MCI-LF4-FD-04

Lab Sample ID: 680-266204-10

Date Collected: 08/06/25 00:00

Matrix: Water

Date Received: 08/07/25 08:35

Prep Type	Batch Type	Batch Method	Run	Dil Factor	Initial Amount	Final Amount	Batch Number	Prepared or Analyzed	Analyst	Lab
Total/NA	Analysis	300.0		1			76025	08/20/25 00:00	MS	EET ATL
	Instrument ID: WC-IC-2									
Total/NA	Prep	3010A			50 mL	50 mL	76214	08/20/25 14:35	SA	EET ATL
Total/NA	Analysis	6010D		1			76562	08/21/25 12:57	DS	EET ATL
	Instrument ID: OES 2									
Total Recoverable	Prep	3005A			50 mL	50 mL	76247	08/20/25 16:05	BR	EET ATL
Total Recoverable	Analysis	6020B		1			77024	08/23/25 00:04	MD	EET ATL
	Instrument ID: ICPMS-3									
Total Recoverable	Prep	3005A			50 mL	50 mL	76247	08/20/25 16:05	BR	EET ATL
Total Recoverable	Analysis	6020B		1			77459	08/25/25 16:38	MD	EET ATL
	Instrument ID: ICPMS-3									
Total/NA	Analysis	2540C - 2015		1	100 mL	100 mL	74274	08/12/25 15:45	NN	EET ATL
	Instrument ID: NOEQUIP									

Client Sample ID: MCI-LF4-EB-08

Lab Sample ID: 680-266204-11

Date Collected: 08/06/25 14:25

Matrix: Water

Date Received: 08/07/25 08:35

Prep Type	Batch Type	Batch Method	Run	Dil Factor	Initial Amount	Final Amount	Batch Number	Prepared or Analyzed	Analyst	Lab
Total/NA	Analysis	300.0		1			76025	08/19/25 23:48	MS	EET ATL
	Instrument ID: WC-IC-2									
Total/NA	Prep	3010A			50 mL	50 mL	76214	08/20/25 14:35	SA	EET ATL
Total/NA	Analysis	6010D		1			76562	08/21/25 13:00	DS	EET ATL
	Instrument ID: OES 2									
Total Recoverable	Prep	3005A			50 mL	50 mL	76247	08/20/25 16:05	BR	EET ATL
Total Recoverable	Analysis	6020B		1			77024	08/23/25 00:07	MD	EET ATL
	Instrument ID: ICPMS-3									
Total/NA	Analysis	2540C - 2015		1	100 mL	100 mL	74274	08/12/25 15:45	NN	EET ATL
	Instrument ID: NOEQUIP									

Client Sample ID: MCI-GWA-3

Lab Sample ID: 680-266204-12

Date Collected: 08/06/25 16:16

Matrix: Water

Date Received: 08/07/25 08:35

Prep Type	Batch Type	Batch Method	Run	Dil Factor	Initial Amount	Final Amount	Batch Number	Prepared or Analyzed	Analyst	Lab
Total/NA	Analysis	300.0		1			76025	08/19/25 23:37	MS	EET ATL
	Instrument ID: WC-IC-2									
Total/NA	Prep	3010A			50 mL	50 mL	76214	08/20/25 14:35	SA	EET ATL
Total/NA	Analysis	6010D		1			76562	08/21/25 13:03	DS	EET ATL
	Instrument ID: OES 2									
Total Recoverable	Prep	3005A			50 mL	50 mL	76247	08/20/25 16:05	BR	EET ATL
Total Recoverable	Analysis	6020B		1			77024	08/23/25 00:10	MD	EET ATL
	Instrument ID: ICPMS-3									
Total Recoverable	Prep	3005A			50 mL	50 mL	76247	08/20/25 16:05	BR	EET ATL
Total Recoverable	Analysis	6020B		1			77459	08/25/25 16:41	MD	EET ATL
	Instrument ID: ICPMS-3									

Lab Chronicle

Client: Southern Company
Project/Site: Plant McIntosh Landfill 4

Job ID: 680-266165-1

Client Sample ID: MCI-GWA-3

Date Collected: 08/06/25 16:16
Date Received: 08/07/25 08:35

Lab Sample ID: 680-266204-12

Matrix: Water

Prep Type	Batch Type	Batch Method	Run	Dil Factor	Initial Amount	Final Amount	Batch Number	Prepared or Analyzed	Analyst	Lab
Total/NA	Analysis	2540C - 2015		1	100 mL	100 mL	74274	08/12/25 15:45	NN	EET ATL

Laboratory References:

EET ATL = Eurofins Atlanta, 3080 Presidential Dr, Atlanta, GA 30340, TEL (770)457-8177

Accreditation/Certification Summary

Client: Southern Company
Job ID: 680-266165-1
Project/Site: Plant McIntosh Landfill 4

Laboratory: Eurofins Atlanta

All accreditations/certifications held by this laboratory are listed. Not all accreditations/certifications are applicable to this report.

Authority	Program	Identification Number	Expiration Date
AIHA LAP, LLC	Environmental Lead Laboratory Accreditation Program (ELLAP)	LAP-100671	11-01-25
AIHA LAP, LLC	Industrial Hygiene Laboratory Accreditation Program (IHLAP)	LAP-100671	11-01-25
Florida	NELAP	E87582	06-30-26
Georgia	State	E87582	06-30-26
Georgia (DW)	State	800	04-25-26
Kentucky (UST)	State	123046	06-30-26
North Carolina (WW/SW)	State	562	12-31-25
South Carolina	State	98016	06-30-26
USDA	US Federal Programs	525-23-143-96227A1	05-24-26

Method Summary

Client: Southern Company
Project/Site: Plant McIntosh Landfill 4

Job ID: 680-266165-1

Method	Method Description	Protocol	Laboratory
300.0	Anions, Ion Chromatography	EPA	EET ATL
6010D	Metals (ICP)	SW846	EET ATL
6020B	Metals (ICP/MS)	SW846	EET ATL
2540C - 2015	Total Dissolved Solids (Dried at 180 °C)	SM	EET ATL
3005A	Preparation, Total Recoverable or Dissolved Metals	SW846	EET ATL
3010A	Preparation, Total Metals	SW846	EET ATL

Protocol References:

EPA = US Environmental Protection Agency

SM = "Standard Methods For The Examination Of Water And Wastewater"

SW846 = "Test Methods For Evaluating Solid Waste, Physical/Chemical Methods", Third Edition, November 1986 And Its Updates.

Laboratory References:

EET ATL = Eurofins Atlanta, 3080 Presidential Dr, Atlanta, GA 30340, TEL (770)457-8177

Eurofins Atlanta
3080 Presidential
Atlanta, GA 30340
Phone (770) 457-8177

Chain of Custody Record

eurofins | Environment Testing America

Client Information	Sampler: H. Auld, D. Johnson ACC	Lab PM: Fuller, David	Carrier Tracking No(s):	COC No: 1 of 2
Client Contact: SCS Contacts	Phone: 770-594-5998	E-Mail: david.fuller@et.eurofinsus.com		Page:
Company: GA Power				Job #:
Address: 241 Ralph McGill Blvd SE	Due Date Requested:	Analysis Requested		
City: Atlanta	TAT Requested (days):			Preservation Codes: A - HCL, B - NaOH, C - Zn Acetate, D - Nitric Acid, E - NaHSO4, F - MeOH, G - Amchlor, H - Ascorbic Acid, I - Ice, J - DI Water, K - EDTA, L - EDA, M - Hexane, N - None, O - AsNaO2, P - Na2O4S, Q - Na2SO3, R - Na2S2O3, S - H2SO4, T - TSP Dodecahydrate, U - Acetone, V - MCAA, W - pH 4-5, Z - other (specify)
State, Zip: GA, 30308				
Phone: 404-506-7116(Tel)	Lab Project #: 68027746			
Email: SCS Contacts / ACC Contacts	PO #: GPC82130-0002			
Project Name: Plant McIntosh Landfill 4	Project #:			
Site: Georgia	SSOW#:			Task_Code: CR-ASSMT-2025S2

680-266165 Chain of Custody

Sample Identification	Sample Date (mm/dd/yy)	Sample Time (hhmm)	Sample Type (C=Comp, G=grab)	Matrix (WG=ground water, WS=surface water, WQ=quality control)	Field Filtered Sample (Yes or No)	Perform MS/MSD (Yes or No)	300_ORGFM_28D - Chloride, Fluoride, Sulfate	2540C_Calcd - Total Dissolved Solids (TDS)	6010D - App III Metals: B, Ca	Custom Stats 16 Permit Metals (EPA 6020): Sb,As,Ba,Be,Cd,Cr,Co,Cu,Pb,Ni,Se,Ag,Tl,V,Zn	Total	Special Instructions/Note: Full APP III + 15 State Metals
	Preservation Code:				X	X	A	D	D	D	X	
MCI- GWA-14	08/04/25	1624	G	WG		N	✓	✓	✓	✓	3	
MCI- LF4-GWA-2	08/05/25	0937	G	WG		N	✓	✓	✓	✓	3	
~~MCI- GWA-3~~	~~08/05/25~~	~~0956~~	~~G~~	~~WG~~		~~N~~	~~✓~~	~~✓~~	~~✓~~	~~✓~~	~~3~~	HA 8-8-25
MCI- GWA-4A	08/05/25	1040	G	WG		N	✓	✓	✓	✓	3	
MCI- GWA-15	08/05/25	1119	G	WG		N	✓	✓	✓	✓	3	
MCI- LF4-GWA-5	08/05/25	1140	G	WG		N	✓	✓	✓	✓	3	
MCI- GWA-16	08/05/25	1240	G	WG		N	✓	✓	✓	✓	3	
MCI- GWA-13	08/05/25	1240	G	WG		N	✓	✓	✓	✓	3	
MCI- GWC-17	08/05/25	1344	G	WG		N	✓	✓	✓	✓	3	
MCI- LF4-FB-05	08/05/25	1355	G	WQ		N	✓	✓	✓	✓	3	
MCI- GWC-20	08/05/25	1408	G	WG		N	✓	✓	✓	✓	3	

Possible Hazard Identification: ☐ Non-Hazard ☐ Flammable ☐ Skin Irritant ☐ Poison B ☐ Unknown ☐ Radiological

Sample Disposal (A fee may be assessed if samples are retained longer than 1 month): ☐ Return To Client ☐ Disposal By Lab ☐ Archive For _____ Months

Deliverable Requested: I, II, III, IV, Other (specify)

Special Instructions/QC Requirements: State Permit Metals: antimony, arsenic, barium, beryllium, cadmium, chromium, cobalt, copper, lead, nickel, selenium, silver, thallium, vanadium, zinc

Empty Kit Relinquished by:	Date:	Time:	Method of Shipment:

	Relinquished by:	Date/Time:	Company	Received by:	Date/Time:	Company
1	H. Auld	8-6-25/0730	ACC		8/6/25/0730	ACC
2		8/6/25 0814	ACC	C. Mann	8/6/25 0814	Eurofins
3						

Custody Seals Intact: ☐ Yes ☐ No | Custody Seal No.:

Cooler Temperature(s) °C and Other Remarks: 1.0/1.1 0.9/1.0

Ver: 8/8/2019

Eurofins Atl a
3080 Presidential
Atlanta, GA 30340
Phone (770) 457-8177

Chain of Custody Record

eurofins | Environment Testing America

Client Information	Sampler: ACC H. Auld, D. Johnson	Lab PM: Fuller, David	Carrier Tracking No(s):	COC No: 2 of 2
Client Contact: SCS Contacts	Phone: 770-594-5998	E-Mail: david.fuller@et.eurofinsus.com		Page:
Company: GA Power		Analysis Requested		Job #:
Address: 241 Ralph McGill Blvd SE	Due Date Requested:			Preservation Codes: A - HCL, B - NaOH, C - Zn Acetate, D - Nitric Acid, E - NaHSO4, F - MeOH, G - Amchlor, H - Ascorbic Acid, I - Ice, J - DI Water, K - EDTA, L - EDA, M - Hexane, N - None, O - AsNaO2, P - Na2O4S, Q - Na2SO3, R - Na2S2O3, S - H2SO4, T - TSP Dodecahydrate, U - Acetone, V - MCAA, W - pH 4-5, Z - other (specify)
City: Atlanta	TAT Requested (days):			
State, Zip: GA, 30308				Other:
Phone: 404-506-7116(Tel)	Lab Project #: 68027746			
Email: SCS Contacts / ACC Contacts	PO #: GPC82130-0002			
Project Name: Plant McIntosh Landfill 4	Project #:			Task_Code: MCI-CCR-ASSMT-2025S2
Site: Georgia	SSOW#:			Special Instructions/Note: Full APP III + 15 State Metals

Sample Identification	Sample Date (mm/dd/yy)	Sample Time (hhmm)	Sample Type (C=comp, G=grab)	Matrix (WS=ground water, WS=surface water, WC=quality control)	Field Filtered Sample (Yes or No)	Perform MS/MSD (Yes or No)	300_ORGFM_28D - Chloride, Fluoride, Sulfate	2540C_Calcd - Total Dissolved Solids (TDS)	6010D - App III Metals: B, Ca	Custom Suite 15 Permit Metals (EPA 6020): Sb,As,Ba,Be,Cd,Cr,Co,Cu,Pb,Ni,Se,Ag,Tl,V,Zn											Total Number of containers	
			Preservation Code:				D	D	D	D												
MCI- LF4-FD-03	08/05/25	—	G	WG		N	✓	✓	✓	✓											3	WG 8-8-25
MCI- GWC-21	08/05/25	1526	G	WG		N	✓	✓	✓	✓											3	
MCI- GWC-19	08/05/25	1619	G	WG		N	✓	✓	✓	✓											3	
MCI-			G			N																
MCI-			G			N																
MCI-			G			N																
MCI-			G			N																
MCI-			G			N																
MCI-			G			N																
MCI-			G			N																
MCI-			G			N																

Possible Hazard Identification
☐ Non-Hazard ☐ Flammable ☐ Skin Irritant ☐ Poison B ☐ Unknown ☐ Radiological

Sample Disposal (A fee may be assessed if samples are retained longer than 1 month)
☐ Return To Client ☐ Disposal By Lab ☐ Archive For _____ Months

Deliverable Requested: I, II, III, IV, Other (specify)

Special Instructions/QC Requirements: State Permit Metals: antimony, arsenic, barium, beryllium, cadmium, chromium, cobalt, copper, lead, nickel, selenium, silver, thallium, vanadium, zinc

Empty Kit Relinquished by:	Date:	Time:	Method of Shipment:

Relinquished by:	Date/Time:	Company	Received by:	Date/Time:	Company
H Auld	8-6-25/0730	ACC		8/6/25/0730	ACC
Relinquished by:	Date/Time:	Company	Received by:	Date/Time:	Company
	8/6/25 0814	ACC	T. Munns	8/6/25 0814	Eurofins
Relinquished by:	Date/Time:	Company	Received by:	Date/Time:	Company

Custody Seals Intact: Δ Yes Δ No | Custody Seal No.:

Cooler Temperature(s) °C and Other Remarks: 1.0/1.1 0.9/1.0

Ver: 8/8/2019

Page 53 of 62

8/27/2025

Eurofins Atlanta
3080 Presidential
Atlanta, GA 30340
Phone (770) 457-8177

Chain of Custody Record

eurofins | Environment Testing America

Client Information	Sampler: HAuld, D.Johnson ACC	Lab PM: Fuller, David	Carrier Tracking No(s):	COC No: 1 of 1
Client Contact: SCS Contacts	Phone: 770-594-5998	E-Mail: david.fuller@et.eurofinsus.com		Page: 1 of 2
Company: GA Power				Job #:
Address: 241 Ralph McGill Blvd SE	Due Date Requested:	Analysis Requested		Preservation Codes: A - HCL, B - NaOH, C - Zn Acetate, D - Nitric Acid, E - NaHSO4, F - MeOH, G - Amchlor, H - Ascorbic Acid, I - Ice, J - DI Water, K - EDTA, L - EDA, M - Hexane, N - None, O - AsNaO2, P - Na2O4S, Q - Na2SO3, R - Na2S2O3, S - H2SO4, T - TSP Dodecahydrate, U - Acetone, V - MCAA, W - pH 4-5, Z - other (specify)
City: Atlanta	TAT Requested (days):			
State, Zip: GA, 30308				
Phone: 404-506-7116(Tel)	Lab Project #: 68027746			
Email: SCS Contacts / ACC Contacts	PO #: GPC82130-0002			
Project Name: Plant McIntosh Landfill 4	Project #:			
Site: Georgia	SSOW#:			

680-266204 Chain of Custody

Task_Code: CCR-ASSMT-2025S2

Special Instructions/Note: Full APP III + 15 State Metals

Sample Identification	Sample Date (mm/dd/yy)	Sample Time (hhmm)	Sample Type (C=Comp, G=grab)	Matrix (WG=ground water, WS=surface water, WQ=quality control)	Field Filtered Sample (Yes or No)	Perform MS/MSD (Yes or No)	300_ORGFM_28D - Chloride, Fluoride, Sulfate	2540C_Calcd - Total Dissolved Solids (TDS)	6010D- App III Metals: B, Ca	Custom State 15 Permit Metals (EPA 6020): Sb,As,Ba,Be,Cd,Cr,Co,Cu,Pb,Ni,Se,Ag,Ti,V,Zn	Total Containers
			Preservation Code:				I	I	D	D	
MCI- GWC-18	08/06/25	1037	G	WG		N	✓	✓	✓	✓	3
MCI- GWC-23	08/06/25	1029	G	WG		N	✓	✓	✓	✓	3
MCI- LF4-FB-06	08/06/25	1020	G	WQ		N	✓	✓	✓	✓	3
MCI- LF4-EB-07	08/06/25	1000	G	WQ		N	✓	✓	✓	✓	3
MCI- GWC-9	08/06/25	1205	G	WG		N	✓	✓	✓	✓	3
MCI- GWC-11	08/06/25	1235	G	WG		N	✓	✓	✓	✓	3
~~MCI- GWC-1~~ (14) MCI-LF4-GWC-1	08/06/25	1409	G	WG		N	✓	✓	✓	✓	3
MCI- GWC-10	08/06/25	1325	G	WG		N	✓	✓	✓	✓	3
MCI- GWC-12	08/06/25	1417	G	WG		N	✓	✓	✓	✓	3
MCI- LF4-FD-04	08/06/25	—	G	WG		N	✓	✓	✓	✓	3
MCI- LF4-EB-08	08/06/25	1425	G	WQ		N	✓	✓	✓	✓	3

Possible Hazard Identification
☐ Non-Hazard ☐ Flammable ☐ Skin Irritant ☐ Poison B ☐ Unknown ☐ Radiological

Sample Disposal (A fee may be assessed if samples are retained longer than 1 month)
☐ Return To Client ☐ Disposal By Lab ☐ Archive For _____ Months

Deliverable Requested: I, II, III, IV, Other (specify)

Special Instructions/QC Requirements: State Permit Metals: antimony, arsenic, barium, beryllium, cadmium, chromium, cobalt, copper, lead, nickel, selenium, silver, thallium, vanadium, zinc

Empty Kit Relinquished by:	Date:	Time:	Method of Shipment:

	Relinquished by:	Date/Time:	Company	Received by:	Date/Time:	Company
	HAuld	8-7-25/0835	ACC	C.Munns	8/7/25 0835	Eurofins
	Relinquished by:	Date/Time:	Company	Received by:	Date/Time:	Company
	Relinquished by:	Date/Time:	Company	Received by:	Date/Time:	Company

Custody Seals Intact: △ Yes △ No | Custody Seal No.:

Cooler Temperature(s) °C and Other Remarks: 1.0/1.1 1.5/1.6

Eurofins Atlanta
3080 Presidential
Atlanta, GA 30340
Phone (770) 457-8177

Chain of Custody Record

eurofins | Environment Testing America

Client Information	Sampler: H.Auld ACC	Lab PM: Fuller, David	Carrier Tracking No(s):	COC No:
Client Contact: SCS Contacts	Phone: 770-594-5998	E-Mail: david.fuller@et.eurofinsus.com		Page: 2 of 2
Company: GA Power				Job #:
Address: 241 Ralph McGill Blvd SE	Due Date Requested:			
City: Atlanta	TAT Requested (days):			
State, Zip: GA, 30308				
Phone: 404-506-7116(Tel)	Lab Project #: 68027746			
Email: SCS Contacts / ACC Contacts	PO #: GPC82130-0002			
Project Name: Plant McIntosh Landfill 4	Project #:			
Site: Georgia	SSOW#:			

Analysis Requested

Preservation Codes:

A - HCL	M - Hexane
B - NaOH	N - None
C - Zn Acetate	O - AsNaO2
D - Nitric Acid	P - Na2O4S
E - NaHSO4	Q - Na2SO3
F - MeOH	R - Na2S2O3
G - Amchlor	S - H2SO4
H - Ascorbic Acid	T - TSP Dodecahydrate
I - Ice	U - Acetone
J - DI Water	V - MCAA
K - EDTA	W - pH 4-5
L - EDA	Z - other (specify)

Other:

Task_Code: MCI-CCR-ASSMT-2025S2

Special Instructions/Note: Full APP III + 15 State Metals

Sample Identification	Sample Date (mm/dd/yy)	Sample Time (hhmm)	Sample Type (C=comp, G=grab)	Matrix (WG=ground water, WS=surface water, WQ=quality control)	Field Filtered Sample (Yes or No)	Perform MS/MSD (Yes or No)	300_ORGFM_28D - Chloride, Fluoride, Sulfate	2540C_Calcd - Total Dissolved Solids (TDS)	6010D- App III Metals: B, Ca	Custom State 15 Permit Metals (EPA 6020): Sb,As,Ba,Be,Cd,Cr,Co,Cu,Pb,Ni,Se,Ag,Tl,V,Zn	Total Number of containers
			Preservation Code:				I	I	D	D	
MCI- GWA-3	08/06/25	1616	G	WG		N	✓	✓	✓	✓	3
MCI-			G			N					
MCI-			G			N					
MCI-			G			N					
MCI-			G			N					
MCI-			G			N					
MCI-			G			N					
MCI-			G			N					
MCI-			G			N					
MCI-			G			N					
MCI-			G			N					

Possible Hazard Identification
☐ Non-Hazard ☐ Flammable ☐ Skin Irritant ☐ Poison B ☐ Unknown ☐ Radiological

Sample Disposal (A fee may be assessed if samples are retained longer than 1 month)
☐ Return To Client ☐ Disposal By Lab ☐ Archive For _____ Months

Deliverable Requested: I, II, III, IV, Other (specify)

Special Instructions/QC Requirements: State Permit Metals: antimony, arsenic, barium, beryllium, cadmium, chromium, cobalt, copper, lead, nickel, selenium, silver, thallium, vanadium, zinc

Empty Kit Relinquished by:	Date:	Time:	Method of Shipment:

Relinquished by:	Date/Time:	Company	Received by:	Date/Time:	Company
H.Auld	8-7-25/0835	ACC	C-Mann	8/7/25 0835	Eurofins
Relinquished by:	Date/Time:	Company	Received by:	Date/Time:	Company
Relinquished by:	Date/Time:	Company	Received by:	Date/Time:	Company

Custody Seals Intact: △ Yes △ No | Custody Seal No.:

Cooler Temperature(s) °C and Other Remarks: 1.0/1.1 1.5/1.6

Eurofins Savannah
5102 LaRoche Avenue
Savannah, GA 31404
Phone: 912-354-7858 Fax: 912-352-0165

Chain of Custody Record

eurofins | Environment Testing

Client Information (Sub Contract Lab)	Sampler: N/A	Lab PM: Fuller, David	Carrier Tracking No(s): N/A	COC No: 680-803575.1
Client Contact: Shipping/Receiving	Phone: N/A	E-Mail: David.Fuller@et.eurofinsus.com	State of Origin: Georgia	Page: Page 1 of 2
Company: Eurofins Environment Testing Southeast L		Accreditations Required (See note): NELAP - Florida; State - Georgia		Job #: 680-266165-1
Address: 3080 Presidential Dr, ,	Due Date Requested: 8/19/2025			Preservation Codes: -
City: Atlanta	TAT Requested (days): N/A			
State, Zip: GA, 30340				
Phone: 770-457-8177(Tel)	PO #: N/A			
Email: N/A	WO #: N/A			
Project Name: Plant McIntosh Landfill 4	Project #: 68027746			
Site: N/A	SSOW#: N/A			Other: N/A

Analysis Requested

Sample Identification - Client ID (Lab ID)	Sample Date	Sample Time	Sample Type (C=Comp, G=grab)	Matrix (W=water, S=solid, O=waste/oil, BT=Tissue, A=Air)	Field Filtered Sample (Yes or No)	Perform MS/MSD (Yes or No)	6010D/3010AApp III Metals	6020B/3005A15 State Permit Metals	300_ORGFM_28DChloride, Fluoride and Sulfate	2540C_CalcdSolids, Total Dissolved (TDS)	Total Number of containers	Special Instructions/Note:
			Preservation Code:									
MCI-GWA-14 (680-266165-1)	8/4/25	16:24 Eastern	G	Water			X	X	X	X	3	B & Ca
MCI-LF4-GWA-2 (680-266165-2)	8/5/25	09:37 Eastern	G	Water			X	X	X	X	3	B & Ca
MCI-GWA-3 (680-266165-3)	8/5/25	09:56 Eastern	G	Water			X	X	X	X	3	B & Ca
MCI-GWA-4A (680-266165-4)	8/5/25	10:40 Eastern	G	Water			X	X	X	X	3	B & Ca
MCI-GWA-15 (680-266165-5)	8/5/25	11:19 Eastern	G	Water			X	X	X	X	3	B & Ca
MCI-LF4-GWA-5 (680-266165-6)	8/5/25	11:40 Eastern	G	Water			X	X	X	X	3	B & Ca
MCI-GWA-16 (680-266165-7)	8/5/25	12:40 Eastern	G	Water			X	X	X	X	3	B & Ca
MCI-GWA-13 (680-266165-8)	8/5/25	12:40 Eastern	G	Water			X	X	X	X	3	B & Ca
MCI-GWC-17 (680-266165-9)	8/5/25	13:44 Eastern	G	Water			X	X	X	X	3	B & Ca

Note: Since laboratory accreditations are subject to change, Eurofins Environment Testing Southeast, LLC places the ownership of method, analyte & accreditation compliance upon our subcontract laboratories. This sample shipment is forwarded under chain-of-custody. If the laboratory does not currently maintain accreditation in the State of Origin listed above for analysis/tests/matrix being analyzed, the samples must be shipped back to the Eurofins Environment Testing Southeast, LLC laboratory or other instructions will be provided. Any changes to accreditation status should be brought to Eurofins Environment Testing Southeast, LLC attention immediately. If all requested accreditations are current to date, return the signed Chain of Custody attesting to said compliance to Eurofins Environment Testing Southeast, LLC.

Possible Hazard Identification	*Sample Disposal (A fee may be assessed if samples are retained longer than 1 month)*
Unconfirmed	☐ *Return To Client* ☐ *Disposal By Lab* ☐ *Archive For* _____ *Months*
Deliverable Requested: I, II, III, IV, Other (specify) Primary Deliverable Rank: 2	Special Instructions/QC Requirements:

Empty Kit Relinquished by:	Date:	Time:	Method of Shipment:

	Relinquished by:	Date/Time:	Company	Received by:	Date/Time:	Company
1		8/6/25 1603			8/7/25 0	
2	Relinquished by:	Date/Time:	Company	Received by:	Date/Time:	Company
3	Relinquished by:	Date/Time:	Company	Received by:	Date/Time:	Company

Custody Seals Intact: ∆ Yes ∆ No	Custody Seal No.:	Cooler Temperature(s) °C and Other Remarks: 0.3, 1.5, 1.6, 1.1, 2.1, 0.9

2927

Login Sample Receipt Checklist

Client: Southern Company

Job Number: 680-266165-1

Login Number: 266165
List Number: 1
Creator: Munro, Caroline

List Source: Eurofins Savannah

Question	Answer	Comment
Radioactivity wasn't checked or is </= background as measured by a survey meter.	N/A	
The cooler's custody seal, if present, is intact.	True	
Sample custody seals, if present, are intact.	True	
The cooler or samples do not appear to have been compromised or tampered with.	True	
Samples were received on ice.	True	
Cooler Temperature is acceptable.	True	
Cooler Temperature is recorded.	True	
COC is present.	True	
COC is filled out in ink and legible.	True	
COC is filled out with all pertinent information.	True	
Is the Field Sampler's name present on COC?	True	
There are no discrepancies between the containers received and the COC.	True	
Samples are received within Holding Time (excluding tests with immediate HTs)	True	
Sample containers have legible labels.	True	
Containers are not broken or leaking.	True	
Sample collection date/times are provided.	True	
Appropriate sample containers are used.	True	
Sample bottles are completely filled.	True	
Sample Preservation Verified.	N/A	
There is sufficient vol. for all requested analyses, incl. any requested MS/MSDs	True	
Containers requiring zero headspace have no headspace or bubble is <6mm (1/4").	N/A	
Multiphasic samples are not present.	True	
Samples do not require splitting or compositing.	True	
Residual Chlorine Checked.	N/A	

Login Sample Receipt Checklist

Client: Southern Company

Job Number: 680-266165-1

Login Number: 266165
List Number: 2
Creator: Karbievskii, Konstantin

List Source: Eurofins Atlanta
List Creation: 08/07/25 08:18 AM

Question	Answer	Comment
The cooler's custody seal, if present, is intact.	N/A	
The cooler does not appear to have been compromised or tampered with.	True	
Samples were received on ice.	True	
Cooler Temperature is acceptable.	True	
Cooler Temperature is recorded.	True	
COC present.	True	
COC is filled out in ink and legible.	True	
COC is filled out with all pertinent information.	True	
Sample custody seals, if present, are intact.	True	
Sample collection date/times are provided.	True	
The samples do not appear to have been compromised or tampered with.	True	
Containers are not broken or leaking.	True	
There are no discrepancies between the containers received and the COC.	True	
Sample containers have legible labels.	True	
Appropriate sample containers were rec'd and sufficient volume for all analyses.	True	
Samples are received within Holding Time (excluding tests with immediate HTs).	True	
Containers requiring zero headspace have no headspace or bubble is <6mm (1/4").	True	
Is there sufficient air space in bottle for bacteriological analysis.	N/A	

Login Sample Receipt Checklist

Client: Southern Company

Job Number: 680-266165-1

Login Number: 266204
List Number: 1
Creator: Munro, Caroline

List Source: Eurofins Savannah

Question	Answer	Comment
Radioactivity wasn't checked or is </= background as measured by a survey meter.	N/A	
The cooler's custody seal, if present, is intact.	True	
Sample custody seals, if present, are intact.	True	
The cooler or samples do not appear to have been compromised or tampered with.	True	
Samples were received on ice.	True	
Cooler Temperature is acceptable.	True	
Cooler Temperature is recorded.	True	
COC is present.	True	
COC is filled out in ink and legible.	True	
COC is filled out with all pertinent information.	True	
Is the Field Sampler's name present on COC?	True	
There are no discrepancies between the containers received and the COC.	True	
Samples are received within Holding Time (excluding tests with immediate HTs)	True	
Sample containers have legible labels.	True	
Containers are not broken or leaking.	True	
Sample collection date/times are provided.	True	
Appropriate sample containers are used.	True	
Sample bottles are completely filled.	True	
Sample Preservation Verified.	N/A	
There is sufficient vol. for all requested analyses, incl. any requested MS/MSDs	True	
Containers requiring zero headspace have no headspace or bubble is <6mm (1/4").	N/A	
Multiphasic samples are not present.	True	
Samples do not require splitting or compositing.	True	
Residual Chlorine Checked.	N/A	

This receipt checklist is generated for all samples received in this Login. It may not be applicable to all Jobs associated with this Login.

Login Sample Receipt Checklist

Client: Southern Company

Job Number: 680-266165-1

Login Number: 266204
List Number: 2
Creator: Taylor, Renee

List Source: Eurofins Atlanta
List Creation: 08/08/25 10:20 AM

Question	Answer	Comment
The cooler's custody seal, if present, is intact.	True	
The cooler does not appear to have been compromised or tampered with.	True	
Samples were received on ice.	True	
Cooler Temperature is acceptable.	True	
Cooler Temperature is recorded.	True	
COC present.	True	
COC is filled out in ink and legible.	True	
COC is filled out with all pertinent information.	True	
Sample custody seals, if present, are intact.	True	
Sample collection date/times are provided.	True	
The samples do not appear to have been compromised or tampered with.	True	
Containers are not broken or leaking.	True	
There are no discrepancies between the containers received and the COC.	True	
Sample containers have legible labels.	True	
Appropriate sample containers were rec'd and sufficient volume for all analyses.	True	
Samples are received within Holding Time (excluding tests with immediate HTs).	True	
Containers requiring zero headspace have no headspace or bubble is <6mm (1/4").	True	
Is there sufficient air space in bottle for bacteriological analysis.	True	

This receipt checklist is generated for all samples received in this Login. It may not be applicable to all Jobs associated with this Login.

LEVEL 2A LABORATORY DATA VALIDATIONS

McIntosh Landfill No. 4

Annual Event

August 2025

Georgia Power Company – McIntosh Landfill 4

Quality Control Review of Analytical Data – August 2025

This narrative presents results of the Quality Control (QC) data review performed on analytical data submitted by Eurofins Environment Testing America for groundwater samples collected at McIntosh Landfill 4 (LF4) between August 4, 2025 and August 6, 2025. The chemical data were reviewed to identify quality issues which could affect the use of the data for decision-making purposes.

Information regarding the primary sample locations, analytical parameters, QC samples, sampling dates, and laboratory sample delivery group (SDG) designations is summarized in Table 1 of this Appendix.

In accordance with groundwater monitoring and corrective action procedures discussed in Title 40 Code of Federal Regulations (CFR), Subpart D – Standards for the Disposal of Coal Combustion Residuals in Landfills and Surface Impoundments, the samples were analyzed for detection monitoring constituents listed in 40 CFR, Part 257, Appendix III and permit-required state metals. Test methods included Inductively Coupled Plasma – Mass Spectrometry (US EPA Method 6020B), Determination of Inorganic Anions (US EPA Method 300.0), and Solids in Water (Standard Methods 2540C).

Data were reviewed in accordance with the US EPA Region 4 Data Validation Standard Operating Procedures for Contract Laboratory Program Inorganic Data by Inductively Coupled Plasma – Atomic Emission Spectroscopy and Inductively Coupled Plasma – Mass Spectroscopy (September 2011, Rev. 2.0)[1] and the National Functional Guidelines for Inorganic Superfund Methods Data Review (January 2017)[2]. The review included an assessment of the results for completeness, precision (laboratory duplicate recoveries and matrix spike/matrix spike duplicate recoveries), accuracy (laboratory control samples and matrix spike samples), and blank contamination (field, equipment, and laboratory blanks). Sample receipt conditions, holding times, and chains of custody were reviewed. If there was a discrepancy between the QC criteria in the guidelines and the QC criterion established in the analytical methodology, method-specific criteria or professional judgment were used.

DATA QUALITY OBJECTIVES

Laboratory Precision: Laboratory goals for precision were met.

Field Precision: Field goals for precision were met, except for total dissolved solids (TDS) from MCI-GWC-20 (680-266165-11) as described in the qualifications section below.

Accuracy: Laboratory goals for accuracy were met, except for fluoride from MCI-LF4-FB-05 (680-266165-10) as described in the qualifications section below.

Detection Limits: Project goals for detection limits were met. Certain samples were diluted due to the concentration of target or non-target analyte interferences. Dilutions do not require qualifications based on US EPA guidelines. Reporting limits (RLs) of non-detect compounds are elevated proportional to the dilution when undiluted sample results were not provided by the laboratory. The data usability of diluted results was evaluated by the data user in the context of site-wide characterization.

Completeness: There were no rejected analytical results for this event, resulting in a completion of 100%.

Holding Times: Holding time requirements were met.

QUALIFICATIONS

In general, chemical results for the samples collected at the site were qualified on the basis of low precision or low accuracy or on the basis of professional judgment. The following definitions provide brief explanations of the qualifiers which may have been assigned to data during the validation process:

J+: The analyte was positively identified above the method detection limit; however, the analyte was also detected in a method blank, field blank, and/or equipment blank.

J: The analyte was positively identified above the method detection limit; however, the associated numerical value is the estimated concentration of the analyte in the sample.

U: The analyte was not detected above the method detection limit.

The data generated as part of this sampling event met the QC criteria established in the respective analytical methods and data validation guidelines except as specified below. The applied qualifications may not have been required for all samples collected at the site. A summary of sample qualifications can be found in Table 2 of this Appendix.

- Sample MCI-LF4-FB-05 (680-266165-10) was qualified as estimated (J) for fluoride as the associated matrix spike (MS) recovery was outside QC criteria (88% below the range of 90-110).

- Samples MCI-GWC-20 (680-266165-11) and MCI-LF4-FD-03 (680-266165-12) were qualified as estimated (J) for TDS as the field relative percent difference (RPD) calculation exceeded QC criteria (25.0% above the limit of 20).

- Samples MCI-GWC-17 (680-266165-9) and MCI-GWC-23 (680-266204-2) were qualified as estimated (J+) for TDS and fluoride, respectively, due to the analytes being detected at similar concentrations in an associated blank sample (MCI-LF4-FB-05 and MCI-LF4-FB-06, respectively).

Atlantic Coast Consulting, Inc. reviewed the laboratory data from McIntosh LF4 sampled between August 4, 2025 and August 6, 2025 in accordance with the analytical methods, the laboratory-specified QC criteria, and the guidelines. As described above, the results were acceptable for project use.

REFERENCES

[1]US EPA, September 2011, Region 4, Science and Ecosystem Support Division, Quality Assurance Section, MTSB, Data Validation Standard Operating Procedures for Contract Laboratory Program Inorganic Data by Inductively Coupled Plasma – Atomic Emission Spectroscopy and Inductively Coupled Plasma – Mass Spectroscopy, Revision 2.0

[2]US EPA, January 2017, National Office of Superfund Remediation and Technology Innovation, National Functional Guidelines for Inorganic Superfund Methods Data Review, Revision 0.0

TABLE 1

Sample Summary Table – August 2025

Georgia Power Company – McIntosh LF4

						Analyses		
SDG	Field Identification	Collection Date	Lab Identification	Matrix	QC Samples	Metals (6020B)	Anions (300.0)	TDS (SM 2540C)
266165-1	MCI-LF4-FD-03	08/04/25	680-266165-12	WG	FD (MCI-GWC-20)	X	X	X
266165-1	MCI-GWA-4A	08/04/25	680-266165-4	WG		X	X	X
266165-1	MCI-LF4-GWA-2	08/04/25	680-266165-2	WG		X	X	X
266165-1	MCI-GWA-3	08/04/25	680-266204-12	WG		X	X	X
266165-1	MCI-LF4-GWA-5	08/04/25	680-266165-6	WG		X	X	X
266165-1	MCI-GWC-10	08/04/25	680-266204-8	WG		X	X	X
266165-1	MCI-GWA-13	08/04/25	680-266165-8	WG		X	X	X
266165-1	MCI-GWA-14	08/04/25	680-266165-1	WG		X	X	X
266165-1	MCI-GWA-15	08/04/25	680-266165-5	WG		X	X	X
266165-1	MCI-GWA-16	08/04/25	680-266165-7	WG		X	X	X
266165-1	MCI-LF4-FB-05	08/04/25	680-266165-10	WQ	FB	X	X	X
266165-1	MCI-GWC-17	08/04/25	680-266165-9	WG		X	X	X
266165-1	MCI-GWC-19	08/04/25	680-266165-14	WG		X	X	X
266165-1	MCI-LF4-FD-04	08/04/25	680-266204-10	WG	FD (MCI-GWC-10)	X	X	X
266165-1	MCI-LF4-EB-07	08/04/25	680-266204-4	WQ	EB	X	X	X
266165-1	MCI-GWC-23	08/04/25	680-266204-2	WG		X	X	X
266165-1	MCI-GWC-18	08/04/25	680-266204-1	WG		X	X	X
266165-1	MCI-GWC-9	08/04/25	680-266204-5	WG		X	X	X
266165-1	MCI-GWC-20	08/04/25	680-266165-11	WG		X	X	X
266165-1	MCI-GWC-11	08/04/25	680-266204-6	WG		X	X	X
266165-1	MCI-GWC-12	08/04/25	680-266204-9	WG		X	X	X
266165-1	MCI-LF4-FB-06	08/04/25	680-266204-3	WQ	FB	X	X	X
266165-1	MCI-GWC-21	08/04/25	680-266165-13	WG		X	X	X
266165-1	MCI-LF4-EB-08	08/04/25	680-266204-11	WQ	EB	X	X	X
266165-1	MCI-LF4-GWC-1	08/04/25	680-266204-7	WG		X	X	X

Abbreviations:
EB – Equipment Blank
FB – Field Blank
FD – Field Duplicate
QC – Quality Control
SDG – Sample Delivery Group
TDS – Total Dissolved Solids
WG – Groundwater
WQ – Water Quality Control

TABLE 2

Qualifier Summary Table – August 2025

Georgia Power Company – McIntosh LF4

SDG	Field Identification	Constituent	New RL	New MDL or MDC	Qualifier	Reason
266165-1	MCI-GWC-20	TDS			J	RPD exceeds field goal
266165-1	MCI-LF-FB-05	Fluoride			J	MS outside QC criterion
266165-1	MCI-GWC-17	TDS			J+	Blank detection
266165-1	MCI-GWC-23	Fluoride			J+	Blank detection

Abbreviations:
MDC – Minimum Detectable Concentration
MS/MSD – Matrix Spike / Matrix Spike Duplicate
MDL – Method Detection Limit
QC – Quality Control
RL – Reporting Limit
RPD – Relative Percent Difference
SDG – Sample Delivery Group
TDS – Total Dissolved Solids

Qualifiers:
J+ – Field or Equipment Blank Detection
J – Estimated Result
U – Non-Detect Result

Low-Flow Test Report:

Test Date / Time: 8/6/2025 1:39:21 PM
Project: Plant McIntosh LF4
Operator Name: Hunter Auld

Location Name: GWC-1 **Well Diameter: 2 in** **Casing Type: PVC** **Screen Length: 10 ft** **Top of Screen: 18.29 ft** **Total Depth: 28.29 ft** **Initial Depth to Water: 14.77 ft**	**Pump Type: Peristaltic Pump** **Tubing Type: Poly** **Tubing Inner Diameter: 0.17 in** **Pump Intake From TOC: 23.5 ft** **Estimated Total Volume Pumped: 6.8 liter** **Flow Cell Volume: 130 ml** **Final Flow Rate: 225 ml/min** **Final Draw Down: 0.28 ft**	**Instrument Used: Aqua TROLL 500** **Serial Number: 1183974**

Test Notes:
Sample time 1409. Cloudy 80s. EB-08 here at 1425.

Low-Flow Readings:

Date Time	Elapsed Time	pH	Temperature	Specific Conductivity	RDO Concentration	Turbidity	ORP	Depth to Water	Flow
		+/- 0.1	+/- 3	+/- 5 %	+/- 10 %	+/- 10	+/- 25	+/- 0.3	
8/6/2025 1:39 PM	00:00	4.982 pH	22.34 °C	40.67 µS/cm	2.884 mg/L	10.70 NTU	196.7 mV	14.77 ft	225.0 ml/min
8/6/2025 1:44 PM	05:00	4.864 pH	21.97 °C	42.15 µS/cm	2.549 mg/L	6.830 NTU	220.2 mV	15.00 ft	225.0 ml/min
8/6/2025 1:49 PM	10:00	4.661 pH	22.04 °C	42.18 µS/cm	2.419 mg/L	4.690 NTU	238.7 mV	15.05 ft	225.0 ml/min
8/6/2025 1:54 PM	15:00	4.455 pH	22.00 °C	42.24 µS/cm	2.399 mg/L	4.100 NTU	255.7 mV	15.05 ft	225.0 ml/min
8/6/2025 1:59 PM	20:00	4.350 pH	22.11 °C	41.03 µS/cm	2.515 mg/L	3.160 NTU	265.4 mV	15.05 ft	225.0 ml/min
8/6/2025 2:04 PM	25:00	4.306 pH	22.10 °C	40.19 µS/cm	2.656 mg/L	2.800 NTU	267.8 mV	15.05 ft	225.0 ml/min
8/6/2025 2:09 PM	30:00	4.325 pH	21.98 °C	39.37 µS/cm	2.763 mg/L	2.300 NTU	269.5 mV	15.05 ft	225.0 ml/min

Samples

Sample ID:	Description:

Created using VuSitu from In-Situ, Inc.

Low-Flow Test Report:

Test Date / Time: 8/5/2025 9:12:43 AM
Project: Plant McIntosh LF4
Operator Name: D. Johnson

Location Name: GWA-2 **Well Diameter: 2 in** **Casing Type: PVC** **Screen Length: 10 ft** **Top of Screen: 18.47 ft** **Total Depth: 28.47 ft** **Initial Depth to Water: 16.04 ft**	**Pump Type: Peristaltic Pump** **Tubing Type: Poly** **Tubing Inner Diameter: 0.17 in** **Pump Intake From TOC: 23 ft** **Estimated Total Volume Pumped: 6.25 liter** **Flow Cell Volume: 90 ml** **Final Flow Rate: 250 ml/min** **Final Draw Down: 3.6 in**	**Instrument Used: Aqua TROLL 400** **Serial Number: 1179236**

Test Notes:
Sample time 0937. Sunny, 82 degrees F

Low-Flow Readings:

Date Time	Elapsed Time	pH	Temperature	Specific Conductivity	RDO Concentration	Turbidity	ORP	Depth to Water	Flow
		+/- 0.1	+/- 3	+/- 5 %	+/- 10 %	+/- 10	+/- 25	+/- 0.3	
8/5/2025 9:12 AM	00:00	5.994 pH	26.65 °C	54.63 µS/cm	6.586 mg/L	0.830 NTU	182.7 mV	16.04 ft	250.0 ml/min
8/5/2025 9:17 AM	05:00	4.369 pH	22.98 °C	40.07 µS/cm	5.469 mg/L	1.100 NTU	144.1 mV	16.26 ft	250.0 ml/min
8/5/2025 9:22 AM	10:00	4.452 pH	22.74 °C	35.93 µS/cm	5.453 mg/L	0.860 NTU	133.3 mV	16.32 ft	250.0 ml/min
8/5/2025 9:27 AM	15:00	4.468 pH	22.75 °C	35.58 µS/cm	5.428 mg/L	0.820 NTU	128.7 mV	16.34 ft	250.0 ml/min
8/5/2025 9:32 AM	20:00	4.456 pH	22.67 °C	35.12 µS/cm	5.377 mg/L	0.850 NTU	126.3 mV	16.34 ft	250.0 ml/min
8/5/2025 9:37 AM	25:00	4.470 pH	22.57 °C	35.28 µS/cm	5.388 mg/L	0.830 NTU	123.8 mV	16.34 ft	250.0 ml/min

Samples

Sample ID:	Description:

Created using VuSitu from In-Situ, Inc.

Low-Flow Test Report:

Test Date / Time: 8/6/2025 3:26:19 PM
Project: Plant McIntosh LF4
Operator Name: Hunter Auld

Location Name: GWA-3 **Well Diameter: 2 in** **Casing Type: PVC** **Screen Length: 10 ft** **Top of Screen: 28.31 ft** **Total Depth: 38.31 ft** **Initial Depth to Water: 20.03 ft**	**Pump Type: Peristaltic Pump** **Tubing Type: Poly** **Tubing Inner Diameter: 0.17 in** **Pump Intake From TOC: 33 ft** **Estimated Total Volume Pumped: 5 liter** **Flow Cell Volume: 130 ml** **Final Flow Rate: 100 ml/min** **Final Draw Down: 3.92 ft**	**Instrument Used: Aqua TROLL 500** **Serial Number: 1183974**

Test Notes:
Sample time 1616. Partly cloudy 83. Resampled for purge rate.

Low-Flow Readings:

Date Time	Elapsed Time	pH	Temperature	Specific Conductivity	RDO Concentration	Turbidity	ORP	Depth to Water	Flow
		+/- 0.1	+/- 3	+/- 5 %	+/- 10 %	+/- 10	+/- 25	+/- 0.3	
8/6/2025 3:26 PM	00:00	4.916 pH	26.83 °C	30.94 µS/cm	5.921 mg/L	1.100 NTU	207.8 mV	20.03 ft	100.0 ml/min
8/6/2025 3:31 PM	05:00	4.583 pH	24.47 °C	24.25 µS/cm	5.910 mg/L	0.390 NTU	227.6 mV	21.20 ft	100.0 ml/min
8/6/2025 3:36 PM	10:00	4.429 pH	24.81 °C	24.19 µS/cm	5.824 mg/L	0.450 NTU	245.0 mV	21.65 ft	100.0 ml/min
8/6/2025 3:41 PM	15:00	4.500 pH	24.53 °C	23.94 µS/cm	5.803 mg/L	1.840 NTU	243.3 mV	22.10 ft	100.0 ml/min
8/6/2025 3:46 PM	20:00	4.487 pH	24.07 °C	23.91 µS/cm	5.841 mg/L	1.560 NTU	243.9 mV	22.60 ft	100.0 ml/min
8/6/2025 3:51 PM	25:00	4.435 pH	24.58 °C	23.97 µS/cm	5.854 mg/L	0.980 NTU	249.9 mV	22.95 ft	100.0 ml/min
8/6/2025 3:56 PM	30:00	4.406 pH	24.62 °C	23.99 µS/cm	5.788 mg/L	0.480 NTU	253.9 mV	23.25 ft	100.0 ml/min
8/6/2025 4:01 PM	35:00	4.364 pH	24.22 °C	23.91 µS/cm	5.792 mg/L	0.230 NTU	256.7 mV	23.55 ft	100.0 ml/min
8/6/2025 4:06 PM	40:00	4.274 pH	24.55 °C	24.03 µS/cm	5.662 mg/L	0.890 NTU	263.0 mV	23.75 ft	100.0 ml/min
8/6/2025 4:11 PM	45:00	4.262 pH	24.70 °C	24.07 µS/cm	5.700 mg/L	0.790 NTU	268.9 mV	23.85 ft	100.0 ml/min
8/6/2025 4:16 PM	50:00	4.246 pH	24.73 °C	24.10 µS/cm	5.632 mg/L	0.760 NTU	269.2 mV	23.95 ft	100.0 ml/min

Samples

Sample ID:	Description:

Low-Flow Test Report:

Test Date / Time: 8/5/2025 10:15:08 AM
Project: Plant McIntosh LF4
Operator Name: D. Johnson

Location Name: GWA-4A **Well Diameter: 2 in** **Casing Type: PVC** **Screen Length: 10 ft** **Top of Screen: 29 ft** **Total Depth: 39 ft** **Initial Depth to Water: 24.42 ft**	**Pump Type: Peristaltic Pump** **Tubing Type: Poly** **Tubing Inner Diameter: 0.17 in** **Pump Intake From TOC: 34 ft** **Estimated Total Volume Pumped: 3.75 liter** **Flow Cell Volume: 90 ml** **Final Flow Rate: 150 ml/min** **Final Draw Down: 2.04 in**	**Instrument Used: Aqua TROLL 400** **Serial Number: 1179236**

Test Notes:
Sample time 1040. Sunny, 84 degrees F.

Low-Flow Readings:

Date Time	Elapsed Time	pH	Temperature	Specific Conductivity	RDO Concentration	Turbidity	ORP	Depth to Water	Flow
		+/- 0.1	+/- 3	+/- 5 %	+/- 10 %	+/- 10	+/- 25	+/- 0.3	
8/5/2025 10:15 AM	00:00	4.915 pH	28.75 °C	38.03 µS/cm	4.967 mg/L	1.670 NTU	149.6 mV	24.42 ft	150.0 ml/min
8/5/2025 10:20 AM	05:00	4.865 pH	27.13 °C	39.75 µS/cm	4.954 mg/L	1.420 NTU	163.4 mV	24.55 ft	150.0 ml/min
8/5/2025 10:25 AM	10:00	4.892 pH	27.14 °C	39.53 µS/cm	4.938 mg/L	0.500 NTU	104.9 mV	24.57 ft	150.0 ml/min
8/5/2025 10:30 AM	15:00	4.897 pH	27.00 °C	39.51 µS/cm	4.860 mg/L	0.680 NTU	102.5 mV	24.58 ft	150.0 ml/min
8/5/2025 10:35 AM	20:00	4.884 pH	27.09 °C	39.34 µS/cm	4.799 mg/L	0.560 NTU	102.1 mV	24.59 ft	150.0 ml/min
8/5/2025 10:40 AM	25:00	4.910 pH	27.44 °C	39.37 µS/cm	4.816 mg/L	0.550 NTU	100.6 mV	24.59 ft	150.0 ml/min

Samples

Sample ID:	Description:

Created using VuSitu from In-Situ, Inc.

Low-Flow Test Report:

Test Date / Time: 8/5/2025 11:10:04 AM
Project: Plant McIntosh LF4
Operator Name: D. Johnson

Location Name: GWA-5 **Well Diameter: 2 in** **Casing Type: PVC** **Screen Length: 10 ft** **Top of Screen: 31 ft** **Total Depth: 41.71 ft** **Initial Depth to Water: 23.51 ft**	**Pump Type: Peristaltic Pump** **Tubing Type: Poly** **Tubing Inner Diameter: 0.17 in** **Pump Intake From TOC: 37 ft** **Estimated Total Volume Pumped: 6 liter** **Flow Cell Volume: 90 ml** **Final Flow Rate: 200 ml/min** **Final Draw Down: 4.2 in**	**Instrument Used: Aqua TROLL 400** **Serial Number: 1179236**

Test Notes:
Sample time 1140. Sunny, 86 degrees F.

Low-Flow Readings:

Date Time	Elapsed Time	pH	Temperature	Specific Conductivity	RDO Concentration	Turbidity	ORP	Depth to Water	Flow
		+/- 0.1	+/- 3	+/- 5 %	+/- 10 %	+/- 10	+/- 25	+/- 0.3	
8/5/2025 11:10 AM	00:00	5.061 pH	30.45 °C	30.25 µS/cm	5.564 mg/L	1.530 NTU	146.5 mV	23.51 ft	200.0 ml/min
8/5/2025 11:15 AM	05:00	4.981 pH	25.12 °C	31.31 µS/cm	4.122 mg/L	1.140 NTU	148.0 mV	23.59 ft	200.0 ml/min
8/5/2025 11:20 AM	10:00	4.966 pH	24.60 °C	31.68 µS/cm	4.160 mg/L	0.930 NTU	93.7 mV	23.63 ft	200.0 ml/min
8/5/2025 11:25 AM	15:00	5.023 pH	24.67 °C	31.87 µS/cm	4.043 mg/L	0.880 NTU	90.5 mV	23.76 ft	200.0 ml/min
8/5/2025 11:30 AM	20:00	4.899 pH	24.45 °C	30.88 µS/cm	4.162 mg/L	0.560 NTU	93.0 mV	23.81 ft	200.0 ml/min
8/5/2025 11:35 AM	25:00	4.926 pH	24.36 °C	30.55 µS/cm	4.188 mg/L	0.760 NTU	92.5 mV	23.84 ft	200.0 ml/min
8/5/2025 11:40 AM	30:00	4.942 pH	24.22 °C	30.16 µS/cm	4.304 mg/L	0.390 NTU	91.7 mV	23.86 ft	200.0 ml/min

Samples

Sample ID:	Description:

Created using VuSitu from In-Situ, Inc.

Low-Flow Test Report:

Test Date / Time: 8/6/2025 11:00:04 AM
Project: Plant McIntosh LF4
Operator Name: D. Johnson

Location Name: GWC-9 **Well Diameter: 2 in** **Casing Type: PVC** **Screen Length: 10 ft** **Top of Screen: 28.05 ft** **Total Depth: 38.05 ft** **Initial Depth to Water: 29.45 ft**	**Pump Type: Peristaltic Pump** **Tubing Type: Poly** **Tubing Inner Diameter: 0.17 in** **Pump Intake From TOC: 33 ft** **Estimated Total Volume Pumped: 19500 ml** **Flow Cell Volume: 90 ml** **Final Flow Rate: 300 ml/min** **Final Draw Down: 0.32 ft**	**Instrument Used: Aqua TROLL 400** **Serial Number: 1179236**

Test Notes:
Sample time 1205.
Cloudy, 83 degrees F.

Low-Flow Readings:

Date Time	Elapsed Time	pH	Temperature	Specific Conductivity	RDO Concentration	Turbidity	ORP	Depth to Water	Flow
		+/- 0.1	+/- 3	+/- 5 %	+/- 10 %	+/- 10	+/- 25	+/- 0.3	
8/6/2025 11:00 AM	00:00	5.024 pH	24.62 °C	46.84 µS/cm	5.275 mg/L	4.260 NTU	119.7 mV	29.45 ft	300.0 ml/min
8/6/2025 11:05 AM	05:00	4.978 pH	23.25 °C	45.15 µS/cm	4.795 mg/L	2.060 NTU	122.0 mV	29.72 ft	300.0 ml/min
8/6/2025 11:10 AM	10:00	4.981 pH	23.20 °C	43.68 µS/cm	4.990 mg/L	0.990 NTU	81.1 mV	29.77 ft	300.0 ml/min
8/6/2025 11:15 AM	15:00	4.950 pH	23.31 °C	42.63 µS/cm	5.018 mg/L	1.150 NTU	81.6 mV	29.77 ft	300.0 ml/min
8/6/2025 11:20 AM	20:00	4.935 pH	23.43 °C	41.99 µS/cm	5.019 mg/L	1.210 NTU	82.2 mV	29.77 ft	300.0 ml/min
8/6/2025 11:25 AM	25:00	5.007 pH	23.77 °C	41.86 µS/cm	4.956 mg/L	0.960 NTU	79.9 mV	29.77 ft	300.0 ml/min
8/6/2025 11:30 AM	30:00	4.993 pH	24.05 °C	41.37 µS/cm	4.884 mg/L	0.930 NTU	80.4 mV	29.77 ft	300.0 ml/min
8/6/2025 11:35 AM	35:00	5.004 pH	23.69 °C	41.80 µS/cm	4.868 mg/L	0.730 NTU	80.0 mV	29.77 ft	300.0 ml/min
8/6/2025 11:40 AM	40:00	5.018 pH	24.05 °C	42.22 µS/cm	4.895 mg/L	0.650 NTU	79.9 mV	29.77 ft	300.0 ml/min
8/6/2025 11:45 AM	45:00	5.015 pH	23.94 °C	41.91 µS/cm	4.847 mg/L	0.610 NTU	80.2 mV	29.77 ft	300.0 ml/min
8/6/2025 11:50 AM	50:00	5.023 pH	24.76 °C	42.98 µS/cm	4.866 mg/L	0.510 NTU	80.8 mV	29.77 ft	300.0 ml/min
8/6/2025 11:55 AM	55:00	4.917 pH	24.15 °C	41.70 µS/cm	4.918 mg/L	0.480 NTU	83.6 mV	29.77 ft	300.0 ml/min
8/6/2025 12:00 PM	01:00:00	4.960 pH	24.02 °C	42.43 µS/cm	4.819 mg/L	0.450 NTU	82.5 mV	29.77 ft	300.0 ml/min
8/6/2025 12:05 PM	01:05:00	4.982 pH	24.21 °C	41.93 µS/cm	4.821 mg/L	0.390 NTU	82.2 mV	29.77 ft	300.0 ml/min

Low-Flow Test Report:

Test Date / Time: 8/6/2025 12:34:04 PM
Project: Plant McIntosh LF4
Operator Name: D. Johnson

Location Name: GWC-10 **Well Diameter: 2 in** **Casing Type: PVC** **Screen Length: 10 ft** **Top of Screen: 23.16 ft** **Total Depth: 33.16 ft** **Initial Depth to Water: 24.95 ft**	**Pump Type: Peristaltic Pump** **Tubing Type: Poly** **Tubing Inner Diameter: 0.17 in** **Pump Intake From TOC: 28 ft** **Estimated Total Volume Pumped: 15 liter** **Flow Cell Volume: 90 ml** **Final Flow Rate: 300 ml/min** **Final Draw Down: 3 in**	**Instrument Used: Aqua TROLL 400** **Serial Number: 1179236**

Test Notes:
Sample time 1325.
Cloudy, 83 degrees F.

Low-Flow Readings:

Date Time	Elapsed Time	pH	Temperature	Specific Conductivity	RDO Concentration	Turbidity	ORP	Depth to Water	Flow
		+/- 0.1	+/- 3	+/- 5 %	+/- 10 %	+/- 10	+/- 25	+/- 0.3	
8/6/2025 12:34 PM	00:00	7.673 pH	26.89 °C	273.9 µS/cm	1.738 mg/L	4.750 NTU	-38.6 mV	24.95 ft	300.0 ml/min
8/6/2025 12:39 PM	05:00	7.385 pH	24.59 °C	277.2 µS/cm	0.336 mg/L	3.020 NTU	1.9 mV	25.02 ft	300.0 ml/min
8/6/2025 12:44 PM	10:00	7.299 pH	24.89 °C	264.8 µS/cm	0.904 mg/L	2.220 NTU	16.5 mV	25.12 ft	300.0 ml/min
8/6/2025 12:49 PM	15:00	7.028 pH	24.55 °C	236.8 µS/cm	2.758 mg/L	1.530 NTU	41.2 mV	25.17 ft	300.0 ml/min
8/6/2025 12:54 PM	20:00	6.921 pH	23.99 °C	226.8 µS/cm	2.818 mg/L	0.670 NTU	47.8 mV	25.20 ft	300.0 ml/min
8/6/2025 12:59 PM	25:00	6.846 pH	23.99 °C	220.0 µS/cm	2.459 mg/L	0.610 NTU	49.2 mV	25.20 ft	300.0 ml/min
8/6/2025 1:04 PM	30:00	6.806 pH	25.16 °C	215.7 µS/cm	2.285 mg/L	0.530 NTU	49.6 mV	25.20 ft	300.0 ml/min
8/6/2025 1:09 PM	35:00	6.737 pH	24.22 °C	205.5 µS/cm	2.094 mg/L	0.550 NTU	50.3 mV	25.20 ft	300.0 ml/min
8/6/2025 1:14 PM	40:00	6.686 pH	24.12 °C	204.4 µS/cm	2.127 mg/L	0.470 NTU	51.0 mV	25.20 ft	300.0 ml/min
8/6/2025 1:19 PM	45:00	6.635 pH	24.22 °C	198.5 µS/cm	2.086 mg/L	0.470 NTU	51.6 mV	25.20 ft	300.0 ml/min
8/6/2025 1:24 PM	50:00	6.623 pH	24.27 °C	196.7 µS/cm	1.954 mg/L	0.450 NTU	50.9 mV	25.20 ft	300.0 ml/min

Samples

Sample ID:	Description:

Low-Flow Test Report:

Test Date / Time: 8/6/2025 11:25:20 AM
Project: Plant McIntosh LF4
Operator Name: Hunter Auld

Location Name: GWC-11 **Well Diameter: 2 in** **Casing Type: PVC** **Screen Length: 10 ft** **Top of Screen: 33.22 ft** **Total Depth: 43.22 ft** **Initial Depth to Water: 33.46 ft**	**Pump Type: Portable Bladder Pump** **Tubing Type: Poly** **Tubing Inner Diameter: 0.17 in** **Pump Intake From TOC: 38 ft** **Estimated Total Volume Pumped: 19.3 liter** **Flow Cell Volume: 130 ml** **Final Flow Rate: 275 ml/min** **Final Draw Down: 0.04 ft**	**Instrument Used: Aqua TROLL 500** **Serial Number: 1183974**

Test Notes:
Sample time 1235. Cloudy 81.

Low-Flow Readings:

Date Time	Elapsed Time	pH	Temperature	Specific Conductivity	RDO Concentration	Turbidity	ORP	Depth to Water	Flow
		+/- 0.1	+/- 3	+/- 5 %	+/- 10 %	+/- 10	+/- 25	+/- 0.3	
8/6/2025 11:25 AM	00:00	7.006 pH	22.89 °C	192.4 µS/cm	1.699 mg/L	10.30 NTU	-36.2 mV	33.46 ft	275.0 ml/min
8/6/2025 11:25 AM	00:13	7.047 pH	22.54 °C	201.8 µS/cm	1.355 mg/L	10.30 NTU	-49.8 mV	33.46 ft	275.0 ml/min
8/6/2025 11:30 AM	05:13	6.879 pH	21.94 °C	177.7 µS/cm	0.831 mg/L	7.700 NTU	-98.0 mV	33.50 ft	275.0 ml/min
8/6/2025 11:35 AM	10:13	6.336 pH	21.93 °C	140.1 µS/cm	1.642 mg/L	2.970 NTU	-41.6 mV	33.50 ft	275.0 ml/min
8/6/2025 11:40 AM	15:13	6.216 pH	21.86 °C	138.2 µS/cm	1.651 mg/L	2.100 NTU	-6.2 mV	33.50 ft	275.0 ml/min
8/6/2025 11:45 AM	20:13	6.112 pH	21.95 °C	137.4 µS/cm	1.629 mg/L	1.640 NTU	18.7 mV	33.50 ft	275.0 ml/min
8/6/2025 11:50 AM	25:13	5.990 pH	21.95 °C	135.8 µS/cm	1.657 mg/L	1.110 NTU	38.7 mV	33.50 ft	275.0 ml/min
8/6/2025 11:55 AM	30:13	5.939 pH	21.85 °C	131.3 µS/cm	1.789 mg/L	1.050 NTU	53.3 mV	33.50 ft	275.0 ml/min
8/6/2025 12:00 PM	35:13	5.919 pH	21.83 °C	126.1 µS/cm	1.910 mg/L	1.080 NTU	60.9 mV	33.50 ft	275.0 ml/min
8/6/2025 12:05 PM	40:13	5.803 pH	21.81 °C	121.1 µS/cm	2.115 mg/L	1.130 NTU	75.4 mV	33.50 ft	275.0 ml/min
8/6/2025 12:10 PM	45:13	5.732 pH	22.05 °C	115.5 µS/cm	2.226 mg/L	0.840 NTU	82.8 mV	33.50 ft	275.0 ml/min
8/6/2025 12:15 PM	50:13	5.746 pH	21.88 °C	111.3 µS/cm	2.311 mg/L	0.590 NTU	86.0 mV	33.50 ft	275.0 ml/min
8/6/2025 12:20 PM	55:13	5.655 pH	22.01 °C	108.7 µS/cm	2.411 mg/L	0.570 NTU	95.6 mV	33.50 ft	275.0 ml/min
8/6/2025 12:25 PM	01:00:13	5.641 pH	22.12 °C	106.2 µS/cm	2.527 mg/L	0.540 NTU	102.8 mV	33.50 ft	275.0 ml/min
8/6/2025 12:30 PM	01:05:13	5.622 pH	22.01 °C	103.4 µS/cm	2.566 mg/L	0.460 NTU	106.3 mV	33.50 ft	275.0 ml/min

8/6/2025 12:35 PM	01:10:13	5.596 pH	22.06 °C	101.6 µS/cm	2.574 mg/L	0.430 NTU	112.1 mV	33.50 ft	275.0 ml/min

Samples

Sample ID:	Description:

Created using VuSitu from In-Situ, Inc.

Low-Flow Test Report:

Test Date / Time: 8/6/2025 1:52:17 PM
Project: Plant McIntosh LF4
Operator Name: D. Johnson

Location Name: GWC-12 **Well Diameter: 2 in** **Casing Type: PVC** **Screen Length: 10 ft** **Top of Screen: 31 ft** **Total Depth: 41.1 ft** **Initial Depth to Water: 26.81 ft**	**Pump Type: Peristaltic Pump** **Tubing Type: Poly** **Tubing Inner Diameter: 0.17 in** **Pump Intake From TOC: 36 ft** **Estimated Total Volume Pumped: 4.5 liter** **Flow Cell Volume: 90 ml** **Final Flow Rate: 180 ml/min** **Final Draw Down: 4.56 in**	**Instrument Used: Aqua TROLL 400** **Serial Number: 1179236**

Test Notes:
Sample time 1417.
Cloudy, 84 degrees F.

Low-Flow Readings:

Date Time	Elapsed Time	pH	Temperature	Specific Conductivity	RDO Concentration	Turbidity	ORP	Depth to Water	Flow
		+/- 0.1	+/- 3	+/- 5 %	+/- 10 %	+/- 10	+/- 25	+/- 0.3	
8/6/2025 1:52 PM	00:00	5.983 pH	27.13 °C	27.71 µS/cm	5.732 mg/L	64.00 NTU	128.6 mV	26.81 ft	180.0 ml/min
8/6/2025 1:57 PM	05:00	4.856 pH	25.35 °C	22.32 µS/cm	4.511 mg/L	6.390 NTU	186.6 mV	27.11 ft	180.0 ml/min
8/6/2025 2:02 PM	10:00	4.797 pH	24.73 °C	22.29 µS/cm	4.541 mg/L	1.460 NTU	119.7 mV	27.17 ft	180.0 ml/min
8/6/2025 2:07 PM	15:00	4.773 pH	24.44 °C	22.20 µS/cm	4.636 mg/L	1.500 NTU	109.5 mV	27.18 ft	180.0 ml/min
8/6/2025 2:12 PM	20:00	4.765 pH	24.48 °C	22.26 µS/cm	4.466 mg/L	1.490 NTU	105.5 mV	27.19 ft	180.0 ml/min
8/6/2025 2:17 PM	25:00	4.742 pH	24.49 °C	22.27 µS/cm	4.440 mg/L	1.330 NTU	102.8 mV	27.19 ft	180.0 ml/min

Samples

Sample ID:	Description:

Low-Flow Test Report:

Test Date / Time: 8/5/2025 12:15:04 PM
Project: Plant McIntosh LF4
Operator Name: D. Johnson

Location Name: GWA-13 **Well Diameter: 2 in** **Casing Type: PVC** **Screen Length: 10 ft** **Top of Screen: 30.11 ft** **Total Depth: 40.11 ft** **Initial Depth to Water: 24.82 ft**	**Pump Type: Peristaltic Pump** **Tubing Type: Poly** **Tubing Inner Diameter: 0.17 in** **Pump Intake From TOC: 36 ft** **Estimated Total Volume Pumped: 6.87 liter** **Flow Cell Volume: 90 ml** **Final Flow Rate: 275 ml/min** **Final Draw Down: 1.92 in**	**Instrument Used: Aqua TROLL 400** **Serial Number: 1179236**

Test Notes:
Sample time 1240. Sunny, 87 degrees F

Low-Flow Readings:

Date Time	Elapsed Time	pH	Temperature	Specific Conductivity	RDO Concentration	Turbidity	ORP	Depth to Water	Flow
		+/- 0.1	+/- 3	+/- 5 %	+/- 10 %	+/- 10	+/- 25	+/- 0.3	
8/5/2025 12:15 PM	00:00	4.923 pH	29.08 °C	21.06 µS/cm	6.386 mg/L	1.150 NTU	151.0 mV	24.82 ft	275.0 ml/min
8/5/2025 12:20 PM	05:00	4.772 pH	24.38 °C	21.27 µS/cm	6.200 mg/L	1.110 NTU	163.4 mV	24.88 ft	275.0 ml/min
8/5/2025 12:25 PM	10:00	4.795 pH	24.08 °C	21.42 µS/cm	6.212 mg/L	1.080 NTU	103.4 mV	24.91 ft	275.0 ml/min
8/5/2025 12:30 PM	15:00	4.789 pH	24.42 °C	21.91 µS/cm	6.059 mg/L	1.120 NTU	102.1 mV	24.95 ft	275.0 ml/min
8/5/2025 12:35 PM	20:00	4.753 pH	24.40 °C	22.28 µS/cm	5.922 mg/L	0.760 NTU	102.3 mV	24.97 ft	275.0 ml/min
8/5/2025 12:40 PM	25:00	4.726 pH	24.10 °C	22.47 µS/cm	5.853 mg/L	0.640 NTU	102.1 mV	24.98 ft	275.0 ml/min

Samples

Sample ID:	Description:

Created using VuSitu from In-Situ, Inc.

Low-Flow Test Report:

Test Date / Time: 8/4/2025 3:54:19 PM
Project: Plant McIntosh LF4
Operator Name: Hunter Auld

Location Name: GWA-14 **Well Diameter: 2 in** **Casing Type: PVC** **Screen Length: 10 ft** **Top of Screen: 39.9 ft** **Total Depth: 49.9 ft** **Initial Depth to Water: 26 ft**	**Pump Type: Peristaltic Pump** **Tubing Type: Poly** **Tubing Inner Diameter: 0.17 in** **Pump Intake From TOC: 45 ft** **Estimated Total Volume Pumped: 3.9 liter** **Flow Cell Volume: 130 ml** **Final Flow Rate: 120 ml/min** **Final Draw Down: 0.65 ft**	**Instrument Used: Aqua TROLL 500** **Serial Number: 1183974**

Test Notes:
Sample time 1624. Cloudy 80s.

Low-Flow Readings:

Date Time	Elapsed Time	pH	Temperature	Specific Conductivity	RDO Concentration	Turbidity	ORP	Depth to Water	Flow
		+/- 0.1	+/- 3	+/- 5 %	+/- 10 %	+/- 10	+/- 25	+/- 0.3	
8/4/2025 3:54 PM	00:00	6.934 pH	30.87 °C	3.177 µS/cm	6.749 mg/L	3.200 NTU	211.4 mV	26.00 ft	150.0 ml/min
8/4/2025 3:59 PM	05:00	5.007 pH	24.09 °C	25.66 µS/cm	6.462 mg/L	1.280 NTU	179.6 mV	26.60 ft	150.0 ml/min
8/4/2025 4:04 PM	10:00	4.925 pH	24.00 °C	25.85 µS/cm	6.393 mg/L	0.770 NTU	183.8 mV	26.60 ft	120.0 ml/min
8/4/2025 4:09 PM	15:00	4.827 pH	23.90 °C	25.89 µS/cm	6.353 mg/L	1.110 NTU	186.9 mV	26.60 ft	120.0 ml/min
8/4/2025 4:14 PM	20:00	4.724 pH	23.76 °C	25.38 µS/cm	6.361 mg/L	0.420 NTU	196.3 mV	26.60 ft	120.0 ml/min
8/4/2025 4:19 PM	25:00	4.653 pH	23.81 °C	25.58 µS/cm	6.313 mg/L	0.520 NTU	203.2 mV	26.60 ft	120.0 ml/min
8/4/2025 4:24 PM	30:00	4.658 pH	23.85 °C	25.78 µS/cm	6.277 mg/L	0.720 NTU	212.8 mV	26.65 ft	120.0 ml/min

Samples

Sample ID:	Description:

Created using VuSitu from In-Situ, Inc.

Low-Flow Test Report:

Test Date / Time: 8/5/2025 10:43:30 AM
Project: Plant McIntosh LF4
Operator Name: Hunter Auld

Location Name: GWA-15 **Well Diameter: 2 in** **Casing Type: PVC** **Screen Length: 10 ft** **Top of Screen: 30.3 ft** **Total Depth: 40.3 ft** **Initial Depth to Water: 22.44 ft**	**Pump Type: Peristaltic Pump** **Tubing Type: Poly** **Tubing Inner Diameter: 0.17 in** **Pump Intake From TOC: 35 ft** **Estimated Total Volume Pumped: 8.9 liter** **Flow Cell Volume: 130 ml** **Final Flow Rate: 250 ml/min** **Final Draw Down: 0.36 ft**	**Instrument Used: Aqua TROLL 500** **Serial Number: 1183974**

Test Notes:
Sample time 1119. Partly cloudy 84.

Low-Flow Readings:

Date Time	Elapsed Time	pH	Temperature	Specific Conductivity	RDO Concentration	Turbidity	ORP	Depth to Water	Flow
		+/- 0.1	+/- 3	+/- 5 %	+/- 10 %	+/- 10	+/- 25	+/- 0.3	
8/5/2025 10:43 AM	00:00	5.197 pH	25.73 °C	30.33 µS/cm	5.899 mg/L	0.670 NTU	182.4 mV	22.44 ft	250.0 ml/min
8/5/2025 10:44 AM	00:30	5.115 pH	25.01 °C	29.27 µS/cm	5.850 mg/L	0.670 NTU	176.6 mV	22.44 ft	250.0 ml/min
8/5/2025 10:49 AM	05:30	4.992 pH	23.49 °C	28.97 µS/cm	5.835 mg/L	1.500 NTU	184.1 mV	22.75 ft	250.0 ml/min
8/5/2025 10:54 AM	10:30	4.915 pH	23.33 °C	28.71 µS/cm	5.758 mg/L	1.500 NTU	195.0 mV	22.80 ft	250.0 ml/min
8/5/2025 10:59 AM	15:30	4.704 pH	23.15 °C	28.41 µS/cm	5.727 mg/L	0.800 NTU	208.0 mV	22.80 ft	250.0 ml/min
8/5/2025 11:04 AM	20:30	4.515 pH	22.85 °C	27.95 µS/cm	5.729 mg/L	0.670 NTU	217.5 mV	22.80 ft	250.0 ml/min
8/5/2025 11:09 AM	25:30	4.366 pH	23.13 °C	27.70 µS/cm	5.743 mg/L	0.490 NTU	217.8 mV	22.80 ft	250.0 ml/min
8/5/2025 11:14 AM	30:30	4.270 pH	23.06 °C	27.56 µS/cm	5.744 mg/L	0.510 NTU	220.2 mV	22.80 ft	250.0 ml/min
8/5/2025 11:19 AM	35:30	4.275 pH	22.98 °C	27.68 µS/cm	5.744 mg/L	0.380 NTU	223.0 mV	22.80 ft	250.0 ml/min

Samples

Sample ID:	Description:

Low-Flow Test Report:

Test Date / Time: 8/5/2025 12:15:25 PM
Project: Plant McIntosh LF4
Operator Name: Hunter Auld

Location Name: GWA-16 **Well Diameter: 2 in** **Casing Type: PVC** **Screen Length: 10 ft** **Top of Screen: 30.27 ft** **Total Depth: 40.27 ft** **Initial Depth to Water: 24.45 ft**	**Pump Type: Peristaltic Pump** **Tubing Type: Poly** **Tubing Inner Diameter: 0.17 in** **Pump Intake From TOC: 35 ft** **Estimated Total Volume Pumped: 4.3 liter** **Flow Cell Volume: 130 ml** **Final Flow Rate: 200 ml/min** **Final Draw Down: 0.35 ft**	**Instrument Used: Aqua TROLL 500** **Serial Number: 1183974**

Test Notes:
Sample time 1240. Cloudy 87.

Low-Flow Readings:

Date Time	Elapsed Time	pH	Temperature	Specific Conductivity	RDO Concentration	Turbidity	ORP	Depth to Water	Flow
		+/- 0.1	+/- 3	+/- 5 %	+/- 10 %	+/- 10	+/- 25	+/- 0.3	
8/5/2025 12:15 PM	00:00	5.018 pH	25.67 °C	23.89 µS/cm	6.393 mg/L	3.900 NTU	210.8 mV	24.45 ft	150.0 ml/min
8/5/2025 12:20 PM	05:00	4.712 pH	23.92 °C	23.89 µS/cm	6.620 mg/L	4.620 NTU	211.7 mV	24.75 ft	150.0 ml/min
8/5/2025 12:25 PM	10:00	4.431 pH	23.82 °C	23.87 µS/cm	6.555 mg/L	4.280 NTU	224.7 mV	24.75 ft	150.0 ml/min
8/5/2025 12:30 PM	15:00	4.500 pH	23.48 °C	23.88 µS/cm	6.561 mg/L	4.770 NTU	227.3 mV	24.80 ft	200.0 ml/min
8/5/2025 12:35 PM	20:00	4.520 pH	23.65 °C	23.92 µS/cm	6.554 mg/L	3.310 NTU	229.9 mV	24.80 ft	200.0 ml/min
8/5/2025 12:40 PM	25:00	4.499 pH	23.17 °C	23.90 µS/cm	6.538 mg/L	3.490 NTU	234.4 mV	24.80 ft	200.0 ml/min

Samples

Sample ID:	Description:

Created using VuSitu from In-Situ, Inc.

Low-Flow Test Report:

Test Date / Time: 8/5/2025 1:19:13 PM
Project: Plant McIntosh LF4
Operator Name: Hunter Auld

Location Name: GWC-17 **Well Diameter: 2 in** **Casing Type: PVC** **Screen Length: 10 ft** **Top of Screen: 30.05 ft** **Total Depth: 40.05 ft** **Initial Depth to Water: 27.44 ft**	**Pump Type: Peristaltic Pump** **Tubing Type: Poly** **Tubing Inner Diameter: 0.17 in** **Pump Intake From TOC: 35 ft** **Estimated Total Volume Pumped: 3.3 liter** **Flow Cell Volume: 130 ml** **Final Flow Rate: 175 ml/min** **Final Draw Down: 0.41 ft**	**Instrument Used: Aqua TROLL 500** **Serial Number: 1183974**

Test Notes:
Sample time 1344. Cloudy 88. FB-05 here at 1355.

Low-Flow Readings:

Date Time	Elapsed Time	pH	Temperature	Specific Conductivity	RDO Concentration	Turbidity	ORP	Depth to Water	Flow
		+/- 0.1	+/- 3	+/- 5 %	+/- 10 %	+/- 10	+/- 25	+/- 0.3	
8/5/2025 1:19 PM	00:00	5.378 pH	31.41 °C	34.59 µS/cm	6.148 mg/L	3.300 NTU	162.0 mV	27.44 ft	120.0 ml/min
8/5/2025 1:24 PM	05:00	5.258 pH	24.67 °C	34.42 µS/cm	5.771 mg/L	3.170 NTU	177.6 mV	27.70 ft	120.0 ml/min
8/5/2025 1:29 PM	10:00	4.971 pH	23.91 °C	34.35 µS/cm	5.802 mg/L	1.940 NTU	193.1 mV	27.70 ft	120.0 ml/min
8/5/2025 1:34 PM	15:00	4.774 pH	22.77 °C	34.23 µS/cm	5.707 mg/L	1.120 NTU	204.0 mV	27.80 ft	150.0 ml/min
8/5/2025 1:39 PM	20:00	4.719 pH	22.69 °C	34.23 µS/cm	5.648 mg/L	0.270 NTU	207.7 mV	27.80 ft	150.0 ml/min
8/5/2025 1:44 PM	25:00	4.705 pH	22.28 °C	34.22 µS/cm	5.696 mg/L	0.350 NTU	211.2 mV	27.85 ft	150.0 ml/min

Samples

Sample ID:	Description:

Created using VuSitu from In-Situ, Inc.

Low-Flow Test Report:

Test Date / Time: 8/6/2025 9:36:35 AM
Project: Plant McIntosh LF4
Operator Name: Hunter Auld

Location Name: GWC-18 **Well Diameter: 2 in** **Casing Type: PVC** **Screen Length: 10 ft** **Top of Screen: 32.2 ft** **Total Depth: 42.2 ft** **Initial Depth to Water: 35.72 ft**	**Pump Type: Portable Bladder Pump** **Tubing Type: Poly** **Tubing Inner Diameter: 0.17 in** **Pump Intake From TOC: 40 ft** **Estimated Total Volume Pumped: 14.6 liter** **Flow Cell Volume: 130 ml** **Final Flow Rate: 200 ml/min** **Final Draw Down: 1.13 ft**	**Instrument Used: Aqua TROLL 500** **Serial Number: 1183974**

Test Notes:
Sample time 1037. EB-07 here at 1000. Cloudy, 77.

Low-Flow Readings:

Date Time	Elapsed Time	pH	Temperature	Specific Conductivity	RDO Concentration	Turbidity	ORP	Depth to Water	Flow
		+/- 0.1	+/- 3	+/- 5 %	+/- 10 %	+/- 10	+/- 25	+/- 0.3	
8/6/2025 9:36 AM	00:00	5.942 pH	21.81 °C	76.57 µS/cm	6.335 mg/L	12.30 NTU	193.9 mV	35.72 ft	300.0 ml/min
8/6/2025 9:41 AM	05:00	5.900 pH	21.16 °C	75.93 µS/cm	6.209 mg/L	10.80 NTU	194.3 mV	36.10 ft	300.0 ml/min
8/6/2025 9:46 AM	10:00	5.626 pH	20.95 °C	76.36 µS/cm	5.968 mg/L	9.700 NTU	201.1 mV	36.30 ft	300.0 ml/min
8/6/2025 9:46 AM	10:24	5.665 pH	20.99 °C	76.46 µS/cm	5.954 mg/L	8.710 NTU	198.1 mV	36.50 ft	300.0 ml/min
8/6/2025 9:51 AM	15:24	5.511 pH	20.83 °C	77.20 µS/cm	5.762 mg/L	8.360 NTU	202.2 mV	36.60 ft	300.0 ml/min
8/6/2025 9:56 AM	20:24	5.520 pH	20.84 °C	78.02 µS/cm	5.638 mg/L	7.310 NTU	202.0 mV	36.80 ft	300.0 ml/min
8/6/2025 10:01 AM	25:24	5.571 pH	21.01 °C	80.09 µS/cm	5.524 mg/L	6.330 NTU	197.8 mV	36.80 ft	200.0 ml/min
8/6/2025 10:06 AM	30:24	5.597 pH	20.96 °C	82.38 µS/cm	5.456 mg/L	5.350 NTU	198.2 mV	36.80 ft	200.0 ml/min
8/6/2025 10:11 AM	35:24	5.598 pH	21.00 °C	83.91 µS/cm	5.376 mg/L	5.400 NTU	196.0 mV	36.85 ft	200.0 ml/min
8/6/2025 10:16 AM	40:24	5.611 pH	21.00 °C	86.05 µS/cm	5.317 mg/L	4.840 NTU	196.0 mV	36.85 ft	200.0 ml/min
8/6/2025 10:21 AM	45:24	5.744 pH	21.05 °C	87.95 µS/cm	5.226 mg/L	4.440 NTU	191.0 mV	36.85 ft	200.0 ml/min
8/6/2025 10:26 AM	50:24	5.625 pH	21.02 °C	89.67 µS/cm	5.186 mg/L	3.770 NTU	194.6 mV	36.85 ft	200.0 ml/min
8/6/2025 10:31 AM	55:24	5.634 pH	20.96 °C	91.32 µS/cm	5.164 mg/L	3.710 NTU	194.8 mV	36.85 ft	200.0 ml/min
8/6/2025 10:36 AM	01:00:24	5.638 pH	21.04 °C	92.57 µS/cm	5.113 mg/L	3.310 NTU	192.9 mV	36.85 ft	200.0 ml/min

Low-Flow Test Report:

Test Date / Time: 8/5/2025 3:14:23 PM
Project: Plant McIntosh LF4
Operator Name: Hunter Auld

Location Name: GWC-19 **Well Diameter: 2 in** **Casing Type: PVC** **Screen Length: 10 ft** **Top of Screen: 26.95 ft** **Total Depth: 36.95 ft** **Initial Depth to Water: 29.69 ft**	**Pump Type: Peristaltic Pump** **Tubing Type: Poly** **Tubing Inner Diameter: 0.17 in** **Pump Intake From TOC: 34 ft** **Estimated Total Volume Pumped: 14 liter** **Flow Cell Volume: 130 ml** **Final Flow Rate: 175 ml/min** **Final Draw Down: 0.16 ft**	**Instrument Used: Aqua TROLL 500** **Serial Number: 1183974**

Test Notes:
Sample time 1619. Cloudy 87.

Low-Flow Readings:

Date Time	Elapsed Time	pH	Temperature	Specific Conductivity	RDO Concentration	Turbidity	ORP	Depth to Water	Flow
		+/- 0.1	+/- 3	+/- 5 %	+/- 10 %	+/- 10	+/- 25	+/- 0.3	
8/5/2025 3:14 PM	00:00	4.869 pH	24.01 °C	71.94 µS/cm	3.663 mg/L	0.620 NTU	174.3 mV	29.85 ft	175.0 ml/min
8/5/2025 3:19 PM	05:00	4.893 pH	24.04 °C	70.72 µS/cm	3.669 mg/L	0.290 NTU	173.8 mV	29.85 ft	175.0 ml/min
8/5/2025 3:24 PM	10:00	4.864 pH	24.39 °C	70.76 µS/cm	3.696 mg/L	0.420 NTU	176.1 mV	29.85 ft	175.0 ml/min
8/5/2025 3:29 PM	15:00	4.720 pH	23.88 °C	69.92 µS/cm	3.648 mg/L	0.500 NTU	179.8 mV	29.85 ft	175.0 ml/min
8/5/2025 3:34 PM	20:00	4.761 pH	23.25 °C	74.58 µS/cm	3.757 mg/L	1.300 NTU	177.1 mV	29.85 ft	175.0 ml/min
8/5/2025 3:39 PM	25:00	4.768 pH	23.00 °C	72.91 µS/cm	3.535 mg/L	0.600 NTU	157.0 mV	29.85 ft	175.0 ml/min
8/5/2025 3:44 PM	30:00	4.686 pH	22.64 °C	68.18 µS/cm	3.760 mg/L	0.390 NTU	175.5 mV	29.85 ft	175.0 ml/min
8/5/2025 3:49 PM	35:00	4.720 pH	22.66 °C	69.77 µS/cm	3.823 mg/L	0.610 NTU	175.1 mV	29.85 ft	175.0 ml/min
8/5/2025 3:54 PM	40:00	4.726 pH	22.87 °C	70.00 µS/cm	3.742 mg/L	0.260 NTU	176.7 mV	29.85 ft	175.0 ml/min
8/5/2025 3:59 PM	45:00	4.727 pH	23.02 °C	70.33 µS/cm	3.675 mg/L	0.180 NTU	179.4 mV	29.85 ft	175.0 ml/min
8/5/2025 4:04 PM	50:00	4.693 pH	22.82 °C	69.90 µS/cm	3.659 mg/L	0.440 NTU	180.9 mV	29.85 ft	175.0 ml/min
8/5/2025 4:09 PM	55:00	4.696 pH	22.59 °C	69.64 µS/cm	3.666 mg/L	0.390 NTU	180.7 mV	29.85 ft	175.0 ml/min
8/5/2025 4:14 PM	01:00:00	4.715 pH	22.61 °C	69.80 µS/cm	3.705 mg/L	0.400 NTU	180.1 mV	29.85 ft	175.0 ml/min
8/5/2025 4:19 PM	01:05:00	4.703 pH	22.58 °C	69.98 µS/cm	3.663 mg/L	0.240 NTU	180.3 mV	29.85 ft	175.0 ml/min

Low-Flow Test Report:

Test Date / Time: 8/5/2025 1:18:03 PM
Project: Plant McIntosh LF4
Operator Name: D. Johnson

Location Name: GWC-20 **Well Diameter: 2 in** **Casing Type: PVC** **Screen Length: 10 ft** **Top of Screen: 20.13 ft** **Total Depth: 30.13 ft** **Initial Depth to Water: 23.02 ft**	**Pump Type: Peristaltic Pump** **Tubing Type: Poly** **Tubing Inner Diameter: 0.17 in** **Pump Intake From TOC: 25 ft** **Estimated Total Volume Pumped: 13.75 liter** **Flow Cell Volume: 90 ml** **Final Flow Rate: 275 ml/min** **Final Draw Down: 2.16 in**	**Instrument Used: Aqua TROLL 400** **Serial Number: 1179236**

Test Notes:
Sample time 1408. Sunny, 87 degrees F.
FD-03 here.

Low-Flow Readings:

Date Time	Elapsed Time	pH	Temperature	Specific Conductivity	RDO Concentration	Turbidity	ORP	Depth to Water	Flow
		+/- 0.1	+/- 3	+/- 5 %	+/- 10 %	+/- 10	+/- 25	+/- 0.3	
8/5/2025 1:18 PM	00:00	4.884 pH	28.06 °C	40.42 µS/cm	4.335 mg/L	548.0 NTU	158.4 mV	23.02 ft	275.0 ml/min
8/5/2025 1:23 PM	05:00	4.802 pH	24.18 °C	42.47 µS/cm	3.924 mg/L	35.30 NTU	158.2 mV	23.11 ft	275.0 ml/min
8/5/2025 1:28 PM	10:00	4.875 pH	23.67 °C	41.77 µS/cm	3.875 mg/L	4.530 NTU	95.7 mV	23.17 ft	275.0 ml/min
8/5/2025 1:33 PM	15:00	4.874 pH	23.22 °C	41.45 µS/cm	3.890 mg/L	3.170 NTU	91.6 mV	23.20 ft	275.0 ml/min
8/5/2025 1:38 PM	20:00	4.855 pH	23.05 °C	41.61 µS/cm	3.890 mg/L	2.300 NTU	90.9 mV	23.20 ft	275.0 ml/min
8/5/2025 1:43 PM	25:00	4.874 pH	23.29 °C	41.58 µS/cm	3.823 mg/L	1.370 NTU	90.1 mV	23.20 ft	275.0 ml/min
8/5/2025 1:48 PM	30:00	4.852 pH	22.84 °C	41.79 µS/cm	3.847 mg/L	0.890 NTU	89.8 mV	23.20 ft	275.0 ml/min
8/5/2025 1:53 PM	35:00	4.868 pH	22.96 °C	41.61 µS/cm	3.789 mg/L	0.730 NTU	89.1 mV	23.20 ft	275.0 ml/min
8/5/2025 1:58 PM	40:00	4.875 pH	22.81 °C	41.69 µS/cm	3.804 mg/L	0.780 NTU	88.8 mV	23.20 ft	275.0 ml/min
8/5/2025 2:03 PM	45:00	4.881 pH	23.14 °C	41.43 µS/cm	3.782 mg/L	0.660 NTU	88.7 mV	23.20 ft	275.0 ml/min
8/5/2025 2:08 PM	50:00	4.875 pH	23.06 °C	41.68 µS/cm	3.787 mg/L	0.670 NTU	88.7 mV	23.20 ft	275.0 ml/min

Samples

Sample ID:	Description:

Low-Flow Test Report:

Test Date / Time: 8/5/2025 2:36:24 PM
Project: Plant McIntosh LF4
Operator Name: D. Johnson

Location Name: GWC-21 **Well Diameter: 2 in** **Casing Type: PVC** **Screen Length: 10 ft** **Top of Screen: 17.16 ft** **Total Depth: 27.16 ft** **Initial Depth to Water: 21 ft**	**Pump Type: Peristaltic Pump** **Tubing Type: Poly** **Tubing Inner Diameter: 0.17 in** **Pump Intake From TOC: 22 ft** **Estimated Total Volume Pumped: 11.25 liter** **Flow Cell Volume: 90 ml** **Final Flow Rate: 225 ml/min** **Final Draw Down: 10.56 in**	**Instrument Used: Aqua TROLL 400** **Serial Number: 1179236**

Test Notes:
Sample time 1526. Sunny, 89 degrees F.

Low-Flow Readings:

Date Time	Elapsed Time	pH	Temperature	Specific Conductivity	RDO Concentration	Turbidity	ORP	Depth to Water	Flow
		+/- 0.1	+/- 3	+/- 5 %	+/- 10 %	+/- 10	+/- 25	+/- 0.3	
8/5/2025 2:36 PM	00:00	4.797 pH	26.58 °C	38.02 µS/cm	3.401 mg/L	1.120 NTU	170.8 mV	21.00 ft	225.0 ml/min
8/5/2025 2:41 PM	05:00	4.744 pH	23.61 °C	39.51 µS/cm	2.877 mg/L	0.640 NTU	156.2 mV	21.51 ft	225.0 ml/min
8/5/2025 2:46 PM	10:00	4.722 pH	23.48 °C	39.49 µS/cm	2.793 mg/L	0.780 NTU	94.8 mV	21.60 ft	225.0 ml/min
8/5/2025 2:51 PM	15:00	4.703 pH	23.95 °C	39.85 µS/cm	2.746 mg/L	0.810 NTU	90.6 mV	21.67 ft	225.0 ml/min
8/5/2025 2:56 PM	20:00	4.693 pH	24.13 °C	39.97 µS/cm	2.688 mg/L	0.730 NTU	89.8 mV	21.74 ft	225.0 ml/min
8/5/2025 3:01 PM	25:00	4.699 pH	24.13 °C	40.26 µS/cm	2.627 mg/L	0.810 NTU	88.9 mV	21.77 ft	225.0 ml/min
8/5/2025 3:06 PM	30:00	4.684 pH	23.76 °C	40.01 µS/cm	2.580 mg/L	0.720 NTU	88.7 mV	21.81 ft	225.0 ml/min
8/5/2025 3:11 PM	35:00	4.661 pH	23.96 °C	40.27 µS/cm	2.586 mg/L	0.680 NTU	89.1 mV	21.85 ft	225.0 ml/min
8/5/2025 3:16 PM	40:00	4.688 pH	23.77 °C	40.13 µS/cm	2.579 mg/L	0.430 NTU	88.2 mV	21.87 ft	225.0 ml/min
8/5/2025 3:21 PM	45:00	4.701 pH	24.05 °C	40.23 µS/cm	2.551 mg/L	0.360 NTU	87.9 mV	21.88 ft	225.0 ml/min
8/5/2025 3:26 PM	50:00	4.677 pH	23.86 °C	40.09 µS/cm	2.548 mg/L	0.350 NTU	88.6 mV	21.88 ft	225.0 ml/min

Samples

Sample ID:	Description:

Low-Flow Test Report:

Test Date / Time: 8/6/2025 9:29:07 AM
Project: Plant McIntosh LF4
Operator Name: D. Johnson

Location Name: GWC-23 **Well Diameter: 2 in** **Casing Type: PVC** **Screen Length: 10 ft** **Top of Screen: 23.7 ft** **Total Depth: 33.7 ft** **Initial Depth to Water: 29 ft**	**Pump Type: Peristaltic Pump** **Tubing Type: Poly** **Tubing Inner Diameter: 0.17 in** **Pump Intake From TOC: 28 ft** **Estimated Total Volume Pumped: 9 liter** **Flow Cell Volume: 90 ml** **Final Flow Rate: 150 ml/min** **Final Draw Down: 13.56 in**	**Instrument Used: Aqua TROLL 400** **Serial Number: 1179236**

Test Notes:
Sample time 1029. Cloudy, 78 degrees F.
FB-06 here at 1020.

Low-Flow Readings:

Date Time	Elapsed Time	pH	Temperature	Specific Conductivity	RDO Concentration	Turbidity	ORP	Depth to Water	Flow
		+/- 0.1	+/- 3	+/- 5 %	+/- 10 %	+/- 10	+/- 25	+/- 0.3	
8/6/2025 9:29 AM	00:00	5.916 pH	23.91 °C	65.82 µS/cm	4.734 mg/L	4.370 NTU	71.4 mV	29.00 ft	150.0 ml/min
8/6/2025 9:34 AM	05:00	5.278 pH	22.51 °C	43.04 µS/cm	4.838 mg/L	1.040 NTU	68.9 mV	29.62 ft	150.0 ml/min
8/6/2025 9:39 AM	10:00	5.285 pH	22.31 °C	43.15 µS/cm	4.806 mg/L	0.990 NTU	56.6 mV	29.74 ft	150.0 ml/min
8/6/2025 9:44 AM	15:00	5.142 pH	22.16 °C	38.78 µS/cm	4.736 mg/L	0.840 NTU	60.5 mV	29.97 ft	150.0 ml/min
8/6/2025 9:49 AM	20:00	5.102 pH	22.24 °C	38.72 µS/cm	4.551 mg/L	0.720 NTU	59.8 mV	30.07 ft	150.0 ml/min
8/6/2025 9:54 AM	25:00	5.015 pH	22.20 °C	36.38 µS/cm	4.487 mg/L	0.700 NTU	55.1 mV	30.10 ft	150.0 ml/min
8/6/2025 9:59 AM	30:00	4.986 pH	22.29 °C	36.63 µS/cm	4.434 mg/L	0.690 NTU	57.7 mV	30.11 ft	150.0 ml/min
8/6/2025 10:04 AM	35:00	5.154 pH	22.39 °C	40.14 µS/cm	4.078 mg/L	0.650 NTU	51.2 mV	30.12 ft	150.0 ml/min
8/6/2025 10:09 AM	40:00	4.986 pH	22.40 °C	35.72 µS/cm	4.387 mg/L	0.550 NTU	52.1 mV	30.13 ft	150.0 ml/min
8/6/2025 10:14 AM	45:00	4.988 pH	22.56 °C	35.21 µS/cm	4.426 mg/L	0.490 NTU	54.7 mV	30.13 ft	150.0 ml/min
8/6/2025 10:19 AM	50:00	4.964 pH	22.51 °C	34.85 µS/cm	4.406 mg/L	0.660 NTU	56.7 mV	30.13 ft	150.0 ml/min
8/6/2025 10:24 AM	55:00	4.940 pH	22.58 °C	34.61 µS/cm	4.410 mg/L	0.620 NTU	56.1 mV	30.13 ft	150.0 ml/min
8/6/2025 10:29 AM	01:00:00	4.917 pH	22.60 °C	34.28 µS/cm	4.344 mg/L	0.590 NTU	55.5 mV	30.13 ft	150.0 ml/min

Field Instrumentation Calibration Form

ATLANTIC COAST CONSULTING, INC.

Site Name: Plant McIntosh - LF4 Date: 8-4-25

Calibrated By: HA Field Conditions: cloudy, 80° F

Instrument	Manufactuer/ Model	Serial Number
Water Quality Meter	Aquatroll 500	118.3974
Turbidity Meter	HACH 2100Q	110900123533

Calibration Standard Information				
Parameter	**Standard**	**Lot #**	**Date of Expiration**	**Brand**
D.O. (%)	N/A	—	—	—
pH (SU)	4.00	4GE0127	05/26	Pine
pH (SU)	7.00	4GL1064	12/26	↓
pH (SU)	10.00	4GC0600	03/26	
Specific Conductance (µS/cm)	1,413	5GA0308	01/26	
ORP (mV)	240.0	5GE0627	02/26	

	Standard	**Lot #**	**Date of Expiration**	**Brand**
Turbidity (NTU)	0	A —	—	—
	10	A5083	6/26	~~HACH~~
	20	A5092	07/26	↓
	100	A5081	6/26	

Calibration					
Time Start: 1515		**Time Finish:** 1530			
Parameter	**Standard**	**Calibration Value**	**Calibration Solution Temperature (°C)**	**Acceptance Criteria**	**Reference**
D.O. (%)	N/A	100%	28.1	± 10%	EPA 2023
pH (SU)	4.00	4.00	27.3	± 0.1	GWMP
pH (SU)	7.00	7.00	26.8	± 0.1	GWMP
pH (SU)	10.00	10.00	26.7	± 0.1	GWMP
Specific Conductance (µS/cm)	1,413	1413	26.9	± 10% of standard	NA
ORP (mV)	240.0	226	27.2	± 10	EPA 2023

	Standard	**Calibration Value**	**Acceptance Criteria**	**Reference**
Turbidity (NTU)	0	0.1	± 10% of standard	EPA 2023
	10	9.7		
	20	19.2		
	100	101		

Calibration Check					
Time Start		**Time Finish**			
Parameter	**Standard**	**Calibration Value**	**Calibration Solution Temperature (°C)**	**Acceptance Criteria**	**Reference**
pH (SU)	4.00			± 0.1	GWMP
pH (SU)	7.00			± 0.1	GWMP
pH (SU)	10.00			± 0.1	GWMP
Specific Conductance (µS/cm)	1,413			± 10% of standard	EPA 2023

	Standard	**Calibration Value**	**Acceptance Criteria**	**Reference**
Turbidity (NTU)	0		± 10% of standard	EPA 2023
	10			
	20			
	100			

Field Instrumentation Calibration Form

ATLANTIC COAST CONSULTING, INC.

Site Name: Plant McIntosh LF 4 Date: 8-5-25

Calibrated By: HA Field Conditions: Mostly Cloudy, 80s

Instrument	Manufactuer/ Model	Serial Number
Water Quality Meter	AquaTroll 500	1183974
Turbidity Meter	HACH 2100Q	11090C012353

Calibration Standard Information				
Parameter	**Standard**	**Lot #**	**Date of Expiration**	**Brand**
D.O. (%)	N/A	—	—	—
pH (SU)	4.00	4GE0127	05/26	Pine
pH (SU)	7.00	4GL1067	12/26	↓
pH (SU)	10.00	4GC0600	03/26	↓
Specific Conductance (µS/cm)	1,413	5GA0308	01/26	↓
ORP (mV)	240.0	5GE0627	02/26	↓

	Standard	**Lot #**	**Date of Expiration**	**Brand**
Turbidity (NTU)	0	—	—	—
	10	A5083	06/26	~~HACH~~
	20	A5092	07/26	↓
	100	A5081	06/26	↓

Calibration					
Time Start: 0800		**Time Finish:** 0830			
Parameter	**Standard**	**Calibration Value**	**Calibration Solution Temperature (°C)**	**Acceptance Criteria**	**Reference**
D.O. (%)	N/A	~~4.00~~	24.7	± 10%	EPA 2023
pH (SU)	4.00	~~7.00~~ 4.00	25.4	± 0.1	GWMP
pH (SU)	7.00	~~10.00~~ 7.00	25.4	± 0.1	GWMP
pH (SU)	10.00	10.00	25.4	± 0.1	GWMP
Specific Conductance (µS/cm)	1,413	1413	24.8	± 10% of standard	NA
ORP (mV)	240.0	228.3	25.6	± 10	EPA 2023

	Standard	**Calibration Value**	**Acceptance Criteria**	**Reference**
Turbidity (NTU)	0	0.1	± 10% of standard	EPA 2023
	10	10.0		
	20	20.0		
	100	100		

Calibration Check					
Time Start 1400		**Time Finish** 1410			
Parameter	**Standard**	**Calibration Value**	**Calibration Solution Temperature (°C)**	**Acceptance Criteria**	**Reference**
pH (SU)	4.00	4.01	29.8	± 0.1	GWMP
pH (SU)	7.00	6.99	29.8	± 0.1	GWMP
pH (SU)	10.00	9.95	30.5	± 0.1	GWMP
Specific Conductance (µS/cm)	1,413	1413	31.0	± 10% of standard	EPA 2023

	Standard	**Calibration Value**	**Acceptance Criteria**	**Reference**
Turbidity (NTU)	0	0.1	± 10% of standard	EPA 2023
	10	10.2		
	20	20.3		
	100	102		

Field Instrumentation Calibration Form

Atlantic Coast Consulting, Inc.

Site Name: McIntosh LF 4 Date: 8-6-25

Calibrated By: HA Field Conditions: cloudy, 75°

Instrument	Manufactuer/ Model	Serial Number
Water Quality Meter	AquaTroll 500	1183974
Turbidity Meter	HACH 2100Q	11090C012353

Calibration Standard Information				
Parameter	**Standard**	**Lot #**	**Date of Expiration**	**Brand**
D.O. (%)	N/A	—	—	—
pH (SU)	4.00	4GE0127	05/26	Pine
pH (SU)	7.00	4GL1067	12/26	↓
pH (SU)	10.00	4GC0000	03/26	↓
Specific Conductance (µS/cm)	1,413	5GA0308	01/26	↓
ORP (mV)	240.0	5GE0627	02/26	↓

	Standard	**Lot #**	**Date of Expiration**	**Brand**
Turbidity (NTU)	0	~~A5~~ —	—	—
	10	A5083	06/26	HACH
	20	A5092	07/26	↓
	100	A5081	06/26	↓

Calibration					
Time Start: 0830 - ~~0900~~ **Time Finish:** 0900					
Parameter	**Standard**	**Calibration Value**	**Calibration Solution Temperature (°C)**	**Acceptance Criteria**	**Reference**
D.O. (%)	N/A	100%	24.8	± 10%	EPA 2023
pH (SU)	4.00	4.00	23.5	± 0.1	GWMP
pH (SU)	7.00	7.00	23.5	± 0.1	GWMP
pH (SU)	10.00	10.00	23.5	± 0.1	GWMP
Specific Conductance (µS/cm)	1,413	1413	23.4	± 10% of standard	NA
ORP (mV)	240.0	231	23.6	± 10	EPA 2023

	Standard	**Calibration Value**	**Acceptance Criteria**	**Reference**
Turbidity (NTU)	0	0.1	± 10% of standard	EPA 2023
	10	9.8		
	20	19.9		
	100	100		

Calibration Check					
Time Start 1305 **Time Finish** 1315					
Parameter	**Standard**	**Calibration Value**	**Calibration Solution Temperature (°C)**	**Acceptance Criteria**	**Reference**
pH (SU)	4.00	4.00	27.2	± 0.1	GWMP
pH (SU)	7.00	7.01	26.9	± 0.1	GWMP
pH (SU)	10.00	9.99	26.7	± 0.1	GWMP
Specific Conductance (µS/cm)	1,413	1419	27.1	± 10% of standard	EPA 2023

	Standard	**Calibration Value**	**Acceptance Criteria**	**Reference**
Turbidity (NTU)	0	0.1	± 10% of standard	EPA 2023
	10	10.0		
	20	20.3		
	100	102		

Field Instrumentation Calibration Form

ATLANTIC COAST CONSULTING, INC.

Site Name: McIntosh LF 4 Date: 8/5/25

Calibrated By: D. Johnson Field Conditions: Sunny, 82° F

Instrument	Manufactuer/ Model	Serial Number
Water Quality Meter	Aqua Troll 400	1179236
Turbidity Meter	HACH 2100Q	24010D004462

Calibration Standard Information				
Parameter	**Standard**	**Lot #**	**Date of Expiration**	**Brand**
D.O. (%)	N/A	—	—	—
pH (SU)	4.00	4GE0127	8/26	PINE
pH (SU)	7.00	4GJ0127	10/26	↓
pH (SU)	10.00	4GC0600	3/26	↓
Specific Conductance (µS/cm)	1,413	5GA0308	1/26	↓
ORP (mV)	240.0	5GA0447	10/25	↓

	Standard	**Lot #**	**Date of Expiration**	**Brand**
Turbidity (NTU)	0	—	—	—
	10	A5083	6/26	HACH
	20	A5092	7/26	↓
	100	A5081	6/26	↓

Calibration					
Time Start: 0805		Time Finish: 0818			
Parameter	**Standard**	**Calibration Value**	**Calibration Solution Temperature (°C)**	**Acceptance Criteria**	**Reference**
D.O. (%)	N/A	100.24	25.44	± 10%	EPA 2023
pH (SU)	4.00	4.00	25.22	± 0.1	GWMP
pH (SU)	7.00	7.00	25.27	± 0.1	GWMP
pH (SU)	10.00	10.00	25.04	± 0.1	GWMP
Specific Conductance (µS/cm)	1,413	1410	25.67	± 10% of standard	NA
ORP (mV)	240.0	238	25.40	± 10	EPA 2023

	Standard	**Calibration Value**	**Acceptance Criteria**	**Reference**
Turbidity (NTU)	0	0.41 → recal = 0.21 ✓	± 10% of standard	EPA 2023
	10	10.3		
	20	20.6		
	100	97.4		

Calibration Check					
Time Start 1300		Time Finish 1307			
Parameter	**Standard**	**Calibration Value**	**Calibration Solution Temperature (°C)**	**Acceptance Criteria**	**Reference**
pH (SU)	4.00	4.03	32.77	± 0.1	GWMP
pH (SU)	7.00	7.01	32.68	± 0.1	GWMP
pH (SU)	10.00	10.04	32.71	± 0.1	GWMP
Specific Conductance (µS/cm)	1,413	1414	33.02	± 10% of standard	EPA 2023

	Standard	**Calibration Value**	**Acceptance Criteria**	**Reference**
Turbidity (NTU)	0	0.22	± 10% of standard	EPA 2023
	10	10.2		
	20	20.0		
	100	100		

Field Instrumentation Calibration Form

ATLANTIC COAST CONSULTING, INC.

Site Name: McIntosh LF 4 Date: 8/6/25

Calibrated By: D. Johnson Field Conditions: Cloudy, Mist, 74°F

Instrument	Manufactuer/ Model	Serial Number
Water Quality Meter	Aqua Troll 400	1179236
Turbidity Meter	HACH 2100Q	24010D004462

Calibration Standard Information				
Parameter	Standard	Lot #	Date of Expiration	Brand
D.O. (%)	N/A	—	—	—
pH (SU)	4.00	4GE0127	5/26	PINE
pH (SU)	7.00	4G50127	10/26	↓
pH (SU)	10.00	4GC0600	3/26	↓
Specific Conductance (µS/cm)	1,413	5GA0308	1/26	↓
ORP (mV)	240.0	5GA0447	10/25	↓

	Standard	Lot #	Date of Expiration	Brand
Turbidity (NTU)	0	—	←	—
	10	A5083	6/26	HACH
	20	A5092	7/26	↓
	100	A5081	6/26	↓

Calibration					
Time Start: 0828		Time Finish: 0840			
Parameter	Standard	Calibration Value	Calibration Solution Temperature (°C)	Acceptance Criteria	Reference
D.O. (%)	N/A	107.8	23.96	± 10%	EPA 2023
pH (SU)	4.00	4.00	23.94	± 0.1	GWMP
pH (SU)	7.00	7.00	23.43	± 0.1	GWMP
pH (SU)	10.00	10.00	23.50	± 0.1	GWMP
Specific Conductance (µS/cm)	1,413	1417	25.00	± 10% of standard	NA
ORP (mV)	240.0	239.9	23.45	± 10	EPA 2023

	Standard	Calibration Value	Acceptance Criteria	Reference
Turbidity (NTU)	0	0.29	± 10% of standard	EPA 2023
	10	9.97		
	20	20.1		
	100	99.8		

Calibration Check					
Time Start 1222		Time Finish 1227			
Parameter	Standard	Calibration Value	Calibration Solution Temperature (°C)	Acceptance Criteria	Reference
pH (SU)	4.00	4.006	29.72	± 0.1	GWMP
pH (SU)	7.00	7.03	29.68	± 0.1	GWMP
pH (SU)	10.00	10.00	29.77	± 0.1	GWMP
Specific Conductance (µS/cm)	1,413	1416	29.59	± 10% of standard	EPA 2023

	Standard	Calibration Value	Acceptance Criteria	Reference
Turbidity (NTU)	0	0.23	± 10% of standard	EPA 2023
	10	10.1		
	20	20.0		
	100	101		

Well Inspection

Site Name: Plant Mcintosh LF4

Date: 8/4/2025

Permit Number: 051-010D(CCR)

Field Conditions: 83 °F

Well ID:	Location/Identification			
	Visible and accessible	Properly identified with correct well ID	Located in high traffic area; does the well require protection from traffic	Acceptable drainage around well (no standing water, not located in obvious drainage flow path)
GWC-1	Yes	Yes	No	Yes
GWA-2	Yes	Yes	No	Yes
GWA-3	Yes	Yes	No	Yes
GWA-4A	Yes	Yes	No	Yes
GWA-5	Yes	Yes	No	Yes
GWC-9	Yes	Yes	No	Yes
GWC-10	Yes	Yes	No	Yes
GWC-11	Yes	Yes	No	Yes
GWC-12	Yes	Yes	No	Yes
GWA-13	Yes	Yes	No	Yes
GWA-14	Yes	Yes	No	Yes
GWA-15	Yes	Yes	No	Yes
GWA-16	Yes	Yes	No	Yes
GWC-17	Yes	Yes	No	Yes
GWC-18	Yes	Yes	No	Yes
GWC-19	Yes	Yes	No	Yes
GWC-20	Yes	Yes	No	Yes
GWC-21	Yes	Yes	No	Yes
PZ-22	Yes	Yes	No	Yes
GWC-23	Yes	Yes	No	Yes

Well Inspection

Site Name: Plant Mcintosh LF4 Date: 8/4/2025

Permit Number: 051-010D(CCR) Field Conditions: 83 °F

Well ID:	Protective Casing				
	Free from apparent damage and able to be secured	No degradation or deterioration	Functioning weep hole	Annular space clear of debris and water, or filled with pea gravel/sand	Locked and is the lock in good condition
GWC-1	Yes	Yes	Yes	Yes	Yes
GWA-2	Yes	Yes	Yes	Yes	Yes
GWA-3	Yes	Yes	Yes	Yes	Yes
GWA-4A	Yes	Yes	Yes	Yes	Yes
GWA-5	Yes	Yes	Yes	Yes	Yes
GWC-9	Yes	Yes	Yes	Yes	Yes
GWC-10	Yes	Yes	Yes	Yes	Yes
GWC-11	Yes	Yes	Yes	Yes	Yes
GWC-12	Yes	Yes	Yes	Yes	Yes
GWA-13	Yes	Yes	Yes	Yes	Yes
GWA-14	Yes	Yes	Yes	Yes	Yes
GWA-15	Yes	Yes	Yes	Yes	Yes
GWA-16	Yes	Yes	Yes	Yes	Yes
GWC-17	Yes	Yes	Yes	Yes	Yes
GWC-18	Yes	Yes	Yes	Yes	Yes
GWC-19	Yes	Yes	Yes	Yes	Yes
GWC-20	Yes	Yes	Yes	Yes	Yes
GWC-21	Yes	Yes	Yes	Yes	Yes
PZ-22	Yes	Yes	Yes	Yes	Yes
GWC-23	Yes	Yes	Yes	Yes	Yes

Well Inspection

Site Name: Plant Mcintosh LF4

Date: 8/4/2025

Permit Number: 051-010D(CCR)

Field Conditions: 83 °F

Well ID:	Surface Pad			Internal Casing		
	Good condition (not cracked/ broken)	Sloped away from the protective casing	In complete contact with the ground surface and stable	Cap prevents entry of foreign material into the well	Free of kinks/bends, or any obstructions from foreign objects (such as bailers)	Properly vented for equilibration of air pressure
GWC-1	Yes	Yes	Yes	Yes	Yes	Yes
GWA-2	Yes	Yes	Yes	Yes	Yes	Yes
GWA-3	Yes	Yes	Yes	Yes	Yes	Yes
GWA-4A	Yes	Yes	Yes	Yes	Yes	Yes
GWA-5	Yes	Yes	Yes	Yes	Yes	Yes
GWC-9	Yes	Yes	Yes	Yes	Yes	Yes
GWC-10	Yes	Yes	Yes	Yes	Yes	Yes
GWC-11	Yes	Yes	Yes	Yes	Yes	Yes
GWC-12	Yes	Yes	Yes	Yes	Yes	Yes
GWA-13	Yes	Yes	Yes	Yes	Yes	Yes
GWA-14	Yes	Yes	Yes	Yes	Yes	Yes
GWA-15	Yes	Yes	Yes	Yes	Yes	Yes
GWA-16	Yes	Yes	Yes	Yes	Yes	Yes
GWC-17	Yes	Yes	Yes	Yes	Yes	Yes
GWC-18	Yes	Yes	Yes	Yes	Yes	Yes
GWC-19	Yes	Yes	Yes	Yes	Yes	Yes
GWC-20	Yes	Yes	Yes	Yes	Yes	Yes
GWC-21	Yes	Yes	Yes	Yes	Yes	Yes
PZ-22	Yes	Yes	Yes	Yes	Yes	Yes
GWC-23	Yes	Yes	Yes	Yes	Yes	Yes

Well Inspection

Site Name: Plant Mcintosh LF4 Date: 8/4/2025

Permit Number: 051-010D(CCR) Field Conditions: 83 °F

Well ID:	Corrective actions as needed, by date:
GWC-1	
GWA-2	
GWA-3	
GWA-4A	
GWA-5	
GWC-9	
GWC-10	
GWC-11	
GWC-12	
GWA-13	
GWA-14	
GWA-15	
GWA-16	
GWC-17	
GWC-18	
GWC-19	
GWC-20	
GWC-21	
PZ-22	
GWC-23	

APPENDIX B
STATISTICAL ANALYSIS REPORTS

APPENDIX B

Statistical Analysis Reports
February 2025 Monitoring Event

GROUNDWATER STATS CONSULTING

August 29, 2025

Southern Company Services
Attn: Mr. Kevin Stephenson
241 Ralph McGill Blvd NE, Bin 10160
Atlanta, Georgia 30308

Re: Plant McIntosh Landfill #4
Assessment Monitoring – February 2025

Dear Mr. Stephenson,

Groundwater Stats Consulting, formerly the statistical consulting division of Sanitas Technologies, is pleased to provide the statistical analysis of the February 2025 Semi-Annual Groundwater Detection Monitoring sample event for Georgia Power Company's McIntosh Landfill #4. The analysis complies with the federal rule for the Disposal of Coal Combustion Residuals (CCR) from Electric Utilities (CCR Rule, 2015), the Georgia Environmental Protection Division (EPD) Rules for Solid Waste Management Chapter 391-3-4-.10, and follows the United States Environmental Protection Agency (USEPA) Unified Guidance (2009).

Sampling began for the CCR program in 2016, and for the Georgia EPD's Solid Waste Permit as early as 2006 for some wells. At least 8 background samples have been collected at each of the groundwater monitoring wells. Semi-annual sampling for select constituents has been performed for several years in accordance with the Georgia Department of Natural Resources, EPD groundwater monitoring regulations; and all available data are evaluated in this report.

The monitoring well network, as provided by Southern Company Services, consists of the following:

- **Upgradient:** GWA-2, GWA-3, GWA-4A, GWA-5, GWA-13, GWA-14, GWA-15, GWA-16, GWC-17, and GWC-18

- **Downgradient**: GWC-1, GWC-9, GWC-10, GWC-11, GWC-12, GWC-19, GWC-20, GWC-21, and GWC-23

Data were sent electronically to Groundwater Stats Consulting, and the statistical analysis was reviewed by Andrew Collins, Project Manager of Groundwater Stats Consulting. The analysis is prepared according to the recommended statistical methodology prepared in the Fall 2017 by Dr. Kirk Cameron, PhD Statistician with MacStat Consulting, primary author of the USEPA Unified Guidance. In 2024, Georgia Power Company completed a data audit and migration of all CCR related groundwater data to the EarthSoft EQuIS Database Management Program (EQuIS). Data were then exported from EQuIS to Groundwater Stats Consulting (GSC) for use in completing this statistical analysis. Georgia Power Company contracted an independent third-party consultant, Environmental Resources Management (ERM), to support the data audit and migration to EQuIS. Based on the results of the audit and statistical analysis results from GSC, EQuIS will now be used by Georgia Power Company and its third-party geologists and engineers for management of data imported by independent third-party laboratories and data exported by Georgia Power Company and its Consultants. The data will be used in preparation of report submittals, modeling, strategic planning, and other purposes appropriate and consistent with EQuIS's data management and reporting tools and capabilities.

The following constituents were evaluated:

- **CCR Appendix III -** boron, calcium, chloride, fluoride, pH, sulfate, and TDS
- **Georgia EPD Appendix I -** antimony, arsenic, barium, beryllium, cadmium, chromium, cobalt, copper, lead, nickel, selenium, silver, thallium, vanadium, and zinc

Note that when there are no detections present in downgradient wells for a given constituent, statistical analyses are not required. A list of Appendix I well/constituent pairs with 100% non-detects follows this letter.

Due to varying detection limits in background data sets, generally due to improved laboratory practices, a substitution of the most recent reporting limit is used for all non-detects. Note that for calculation of intrawell prediction limits, substitution of the most recent reporting limit is performed separately for each well/parameter pair which can result in a different reporting limit for individual wells. This substitution method generally gives the most conservative limit in each case.

Time series plots for CCR Appendix III and Georgia EPD Appendix I parameters at all wells are provided for the purpose of screening data at these wells (Figure A). Additionally, a

separate section of box plots is included for all constituents at upgradient and downgradient wells (Figure B). The time series plots are used to initially screen for suspected outliers and trends, while the box plots provide visual representation of variation within individual wells and between all wells. Values in background which have been flagged as outliers may be seen in a lighter font and as a disconnected symbol on the graphs.

Data at all wells were evaluated during the background screening in 2019 for the following: 1) outliers; 2) trends; 3) most appropriate statistical method based on site characteristics of groundwater data upgradient of the facility; and 4) eligibility of downgradient wells when intrawell statistical methods are recommended. Power curves were provided during the screening to demonstrate that the selected statistical methods for the parameters listed above comply with the USEPA Unified Guidance and the Georgia Environmental Protection Division Rules for Solid Waste Management Chapter 391-3-4-.10. The EPA suggests the selected statistical method should provide at least 55% power at 3 standard deviations or at least 80% power at 4 standard deviations. Power curves were based on the following:

Georgia EPD Appendix I Constituents:

- Semi-Annual Sampling
- Intrawell Prediction Limits with 1-of-2 resample plan (all Georgia EPD parameters)
- # Constituents: 15
- # Downgradient wells: 9

CCR Appendix III Constituents:

- Semi-Annual Sampling
- Intrawell Prediction Limits with 1-of-2 resample plan – (sulfate)
- Interwell Prediction Limits with 1-of-2 resample plan – (boron, calcium, chloride, fluoride, pH, and TDS)
- # Constituents: 7
- # Downgradient wells: 9

Summary of Statistical Methods – All Constituents

Parametric prediction limits are utilized when the screened historical data follow a normal or transformed-normal distribution. When data cannot be normalized or the majority of data are non-detects, a nonparametric test is utilized. While the false positive rate associated with the parametric limits is based on an annual 10% (5% for each semi-annual

sample event) as recommended by the EPA Unified Guidance (2009), the false positive rate associated with the nonparametric limits is dependent upon the available background sample size, number of future comparisons, and verification resample plan. The distribution of data is tested using the Shapiro-Wilk/Shapiro-Francia test for normality. After testing for normality and performing any adjustments as discussed below (US EPA, 2009), data are analyzed using either parametric or non-parametric prediction limits. Non-detects are handled as follows:

- No statistical analyses are required on wells and analytes containing 100% non-detects (USEPA Unified Guidance, 2009, Chapter 6).
- When data contain <15% non-detects, simple substitution of one-half the reporting limit is utilized in the statistical analysis. The reporting limit utilized for non-detects is the most recent practical quantification limit (PQL) as reported by the laboratory.
- When data contain between 15-50% non-detects, the Kaplan-Meier non-detect adjustment is applied to the background data for parametric prediction limits. This technique adjusts the mean and standard deviation of the historical concentrations to account for concentrations below the reporting limit.
- Nonparametric prediction limits are used on data containing greater than 50% non-detects.

Natural systems continuously evolve due to physical changes made to the environment. Examples include capping a landfill, paving areas near a well, or lining a drainage channel to prevent erosion. Periodic updating of background statistical limits is necessary to accommodate these types of changes. In the interwell case, prediction limits are updated with upgradient well data during each event after careful screening for any new outliers. In the intrawell case, data for all wells and constituents may re-evaluated when a minimum of 4 new data points is available to determine whether earlier concentrations are representative of present-day groundwater quality. In some cases, an earlier portion of data may be deselected prior to construction of limits to provide sensitive limits that will rapidly detect changes in groundwater quality. Even though the data are excluded from the calculation, the values will continue to be reported and shown in tables and graphs.

Two-Step Statistical Analysis

Intrawell statistical methods, combined with a 1-of-2 resample plan, may be used as a conservative first step for identifying potential facility impacts in downgradient wells. Intrawell methods use background data for individual wells and may be overly sensitive to variation. In particular for nonparametric limits with small background sample sizes, the probability of a false positive is much higher than the desired annual sitewide rate of 10%.

Therefore, a large number of exceedances may occur as a result of spatial variation rather than facility impacts. A second step can be used to further evaluate those exceedances and reduce the overall number of statistically significant increases (SSIs) that result from spatial variation. In instances where intrawell statistical methods identify an apparent SSI, a second step of interwell statistical evaluation may be used to determine whether the measurement exceeds the sitewide background limit based on pooled upgradient well data. This is similar in concept to the procedure used in compliance monitoring programs where an interwell statistical limit is used to determine "background" (USEPA Unified Guidance (2009), Chapter 7, Section 7.5). For the detection monitoring program, if the result does not exceed sitewide (interwell) background, an SSI is not declared.

When the result exceeds the sitewide (interwell) background, the 1-of-2 resample plan allows for collection of an independent resample to confirm or disconfirm the initial finding. A statistically significant increase is not declared unless the resample also exceeds the intrawell prediction limit (United States Environmental Protection Agency (USEPA) Unified Guidance, March 2009, Chapter 19). When the resamples confirm the initial exceedance, further research would be required to identify the cause of the exceedance (i.e., impact from the site, natural variation, or an off-site source). When any resample falls within the statistical limit, the initial exceedance is considered to be a false positive result, and no further action is necessary. In cases where intrawell and interwell exceedances are noted and no resamples are collected, the initial exceedance will be considered a confirmed statistically significant increase (SSI).

Trend tests, in addition to interwell prediction limits, are recommended for well/constituent pairs found to have an initial intrawell SSI. Trend analysis will provide for detection of long-term changes and potential facility impacts at a given well in cases where the concentrations at that well remain below the sitewide upgradient limits. Thus, the two-step approach has additional capability to detect long-term changes at downgradient wells compared to interwell methods alone. While a trend may be identified by visual inspection, a quantification of the trend and its significance is needed to identify whether concentrations are statistically significantly increasing, decreasing, or remaining stable over time. The absence of a statistically significant increasing trend indicates that an initial intrawell exceedance is short-term and may be the result of spatial variation rather than a facility impact to groundwater. If a facility impact has occurred, it will likely result in additional exceedances in future sampling events. When a statistically significant increasing trend is noted, additional data may be needed to provide reasonable evidence that the initial intrawell statistical exceedance is a result of spatial variation rather than facility impact.

Background Screening Summary – Georgia EPD Appendix I Constituents – Conducted in August 2019

Outlier Analysis

Time series plots were used to identify suspected outliers, or extreme values that would result in limits that are not representative of the current background data population. Suspected outliers at all wells and parameters are formally tested using Tukey's box plot method and, when identified, flagged in the computer database with "o" and deselected prior to construction of statistical limits.

Using the Tukey box plot method, several outliers were identified. When the most recent values are identified as outliers, values are often not flagged in the database at that time (except in cases where the measurements would cause background limits to be elevated) as the concentrations may represent a possible trend. If future values do not remain at similar concentrations, these values may be flagged as outliers and deselected. Several low values exist in the data sets and appear on the graphs as possible low outliers relative to the laboratory's Practical Quantitation Limit. However, these values are observed trace values (i.e., measurements reported by the laboratory between the Method Detection Limit and the Practical Quantitation Limit) and, therefore, were not flagged as outliers. Due to changing reporting limits for many constituents, when the non-detects are replaced with the most recent reporting limit, previously flagged "J" values (or estimated values) may require flagging as outliers if the measurements are much higher than current reporting limits. This was not required during the 2019 screening.

Of the outliers identified by Tukey's method, several values were flagged in the database. The remaining values were similar to other measurements within a given well, neighboring wells, or were reported non-detects. Several other values were flagged in addition to those identified by Tukey's because the values were higher than all remaining concentrations and would cause the statistical limits to be elevated. All flagged values were re-evaluated during the June 2020 analysis. An additional value of cobalt was flagged in well GWC-21. Values for several constituents were unflagged when the measurements were only slightly higher than other detected values and appeared to represent spatial variation. The resulting prediction limits will still be conservative, yet less prone to false positives.

Additionally, when any values are flagged in the database as outliers, the measurements are plotted in a disconnected and lighter symbol on the time series graph. The accompanying data pages display the flagged value in a lighter font as well. A substitution

of the most recent reporting limit is applied when varying detection limits exist in the data.

Seasonality

No obvious seasonal patterns were observed on the time series plots for any of the detected data; therefore, no deseasonalizing adjustments were made to the data. When seasonal patterns are observed, data may be deseasonalized so that the resulting limits will correctly account for the seasonality as a predictable pattern rather than random variation or a release.

Trend Tests

While trends may be identified by visual inspection, a quantification of the trend and its significance is needed. The Sen's Slope/Mann Kendall trend test, which tests for statistically significant increasing or decreasing trends, was used to evaluate data at all upgradient wells and downgradient wells with detections.

In the absence of suspected contamination, significant trending data are typically not included as part of the background data used for construction of prediction limits. This step serves to eliminate the trend and reduce variation in background. When statistically significant decreasing trends are present, all available data are evaluated to determine whether earlier concentration levels are significantly different from current reported concentrations and are deselected as necessary. A few statistically significant increasing trends were noted for barium in wells GWA-2, GWC-1, and GWA-5 (formerly GWB-5) and adjustments were made to eliminate the trend. The trend test results were included with the screening report, and a summary report of special cases of date ranges used in construction of the statistical limits follows this report.

Determination of Spatial Variation

The Analysis of Variance (ANOVA) was used to statistically evaluate differences in average concentrations among upgradient wells for constituents detected in downgradient wells. The ANOVA assists in identifying the most appropriate statistical approach. Interwell tests, which compare downgradient well data to statistical limits constructed from pooled upgradient well data, are appropriate when average concentrations are similar across upgradient wells. Intrawell tests, which compare compliance data from a single well to screened historical data within the same well, are appropriate when upgradient wells exhibit spatial variation; when statistical limits constructed from upgradient wells are not

representative of the current background data population; and when downgradient water quality is unimpacted compared to upgradient water quality for the same parameter.

The ANOVA identified significant differences among upgradient well data for: arsenic, barium, beryllium, cadmium, calcium, chromium, cobalt, copper, nickel, and thallium. No significant differences were noted for antimony, lead, selenium, vanadium, and zinc. The ANOVA could not test silver as there was no variation in the measurements among the upgradient wells.

Where variation is not identified, this suggests that interwell analysis would be the most appropriate statistical method for these constituents. However, because this is a lined landfill with pre-waste data showing that metals occur in low level concentrations, intrawell methods are recommended as the primary statistical method for all detected well/constituent pairs.

Appendix I and Appendix III Background Update Summary – Conducted in March 2024

Statistical limits for Appendix I and III parameters were formally updated in March 2020, March 2022, and March 2024. All proposed background data were screened for outliers and trends along with eligibility of established background data being updated with compliance data. Discussions of previous updates were submitted during the respective reports, and a summary of the March 2024 background update is provided below.

Outlier Testing

Prior to updating prediction limits during the March 2024 analysis, Tukey's outlier test and visual screening were used to re-evaluate data through August 2023 at all wells for parameters using intrawell prediction limits (all Appendix I parameters and sulfate for Appendix III parameters) and through February 2024 at all upgradient wells for parameters utilizing interwell prediction limits (boron, calcium, chloride, fluoride, pH, and TDS). Visual screening and Tukey's test confirmed previously flagged values and identified potential outliers, but not all of these values were flagged as some measurements appeared to be representative of spatial variation. Although not identified by Tukey's test, the two highest values for sulfate in upgradient well GWA-14 were flagged as outliers in order to construct statistical limits that are conservative (i.e., lower) from a regulatory perspective and representative of present-day groundwater quality conditions. Any flagged data are displayed in a lighter font and as a disconnected symbol on the time series reports, as well as in a lighter font on the accompanying data pages. A summary of flagged outliers follows this letter (Figure C).

Mann Whitney Testing - Intrawell

For constituents requiring intrawell prediction limits (All Appendix I parameters and sulfate for Appendix III parameters), the Mann-Whitney (Wilcoxon Rank Sum) test was used to compare the medians of historical data through August 2021 for Appendix I and III constituents to the medians of the new compliance samples at each well through August 2023. Any previously truncated records were also compared to more recent compliance data through August 2023. Discussions of any truncated records were included in previous background update reports. If the medians of the two groups are not significantly different at the 99% confidence level, background data are typically updated to include the newer compliance data.

Several statistically significant differences were found between the two groups for the Appendix I and III constituents. Typically, when the test concludes that the medians of the two groups are significantly different, particularly in the downgradient wells, the background data are not updated to include the newer data unless it can be reasonably justified that the change in concentrations reflects a shift unrelated to practices at the site. In studies in which at least one of the segments being compared is of short duration, the comparison is complicated by the fact that normal short-term variation may be mistaken for long-term change in medians.

In most cases with significant differences for Appendix I parameters, the compliance concentrations were similar to those reported historically, or the magnitudes of the differences in medians were low relative to average concentrations. Therefore, the records for these well/constituent pairs were updated through August 2023. Note that earlier measurements for cobalt at downgradient well GWC-20 were truncated due to more recent measurements reported at lower concentrations than historical concentrations and to construct statistical limits that are representative of present-day groundwater quality conditions.

Additionally, while the Mann-Whitney test did not identify a statistically significant decrease in medians for barium at downgradient well GWC-23, the earlier portion of the record was truncated to construct conservative (i.e., lower) statistical limits using more recent lower reported measurements.

Regarding Appendix III parameters tested using intrawell prediction limits (sulfate), no statistically significant increases in medians were identified. While a statistically significant decrease in medians was identified for sulfate in downgradient well GWC-11, the record for this well/constituent pair was updated because the most recent concentrations for downgradient well GWC-11 were not considerably lower than observations reported

historically and all measurements are similar to those reported in one or more upgradient wells.

All records were updated through August 2023. The results of the Mann-Whitney test were provided in the background update report. A summary of special cases with background data sets utilizing a truncated portion of their record follows this letter.

Interwell – Trend Test Evaluation

For parameters which are tested using interwell prediction limits, the Sen's Slope/Mann-Kendall trend test was used to test data in upgradient wells through February 2024 to determine whether concentrations are statistically increasing, decreasing or stable at the 99% confidence level. Statistically significant trends were identified for the following well/constituent pairs:

Increasing

- Calcium: GWA-13, GWA-15, and GWA-16
- Chloride: GWC-17

Decreasing

- Calcium: GWA-2, GWA-3, GWA-4A, and GWC-18
- Chloride: GWA-3
- Fluoride: GWC-18
- pH: GWA-4A, GWA-5, GWA-13, GWA-14, GWA-16, and GWC-18

Regarding well/constituent pairs with increasing trends, the magnitudes of the trends were low relative to average concentrations and would not have a significant impact on resulting statistical limits. Although decreasing trends were identified for calcium, chloride, fluoride, and pH in among upgradient wells, magnitude of the trends were also low relative to average concentrations among pooled upgradient well data. Therefore, no adjustments were required. All available data through February 2024 from upgradient wells were used to construct interwell prediction limits for boron, calcium, chloride, fluoride, pH, and TDS. As more data are collected, all upgradient well data will be re-evaluated for possible deselection of earlier portions of the records if the measurements no longer represent present-day groundwater quality conditions.

Statistical Analysis of Georgia EPD Appendix I Constituents – February 2025

Intrawell limits constructed from carefully screened background data from within each well serve to provide statistical limits that are representative of the background data

population, and that will rapidly identify a change in more recent compliance data from within a given well. The most recent sample from the same well is compared to its respective background. This statistical method removes the element of variation from across wells and eliminates the chance of mistaking spatial variation for a release from the facility.

In cases where downgradient average concentrations are higher than observed upgradient concentrations for a given constituent where intrawell analyses are recommended, the current assumption is that this is due to spatial variation rather than a result of practices at the landfill. Validation of this assumption requires a separate analysis or investigation that is beyond the scope of this data screening study. However, for this site, the pre-waste data support the assumption of spatial variation rather than impacts of the landfill.

Intrawell Prediction Limits

Intrawell prediction limits, combined with a 1-of-2 resample plan, were constructed using all available data, except for the cases mentioned above, through August 2023 within each well with detections. (Figure D). Compliance data are compared to these intrawell background limits during each subsequent semi-annual sample event. As mentioned above, no statistical analyses were included for well/constituent pairs containing 100% non-detects. Note that a historic high value for barium at GWA-2 was flagged during this analysis to maintain statistical limits that are conservative from a regulatory perspective.

In the event of an initial exceedance of compliance well data, the 1-of-2 resample plan allows for collection of two additional samples to determine whether the initial exceedance is confirmed. When the resample confirms the initial exceedance, a statistically significant increase (SSI) is identified, and further research would be required to identify the cause of the exceedance (i.e., impact from the site, natural variation, or an off-site source). If any resample falls within the statistical limit, the initial exceedance is considered to be a false positive result, and no further action is necessary. A summary of prediction limits follows this report. No statistical exceedances were identified in any of the downgradient wells. The following exceedance was identified upgradient of the site:

- Barium: GWA-2 (upgradient)

Two-Step Approach

Following the Two-Step analysis procedure, interwell prediction limits are constructed using pooled upgradient well data through February 2025 to evaluate well/constituent

pairs with intrawell prediction limit exceedances in downgradient wells. No downgradient exceedances were identified for the intrawell prediction limits; therefore, no interwell prediction limits were required.

Trend Tests

When prediction limit exceedances occur in any of the downgradient wells, data are further evaluated using the Sen's Slope/Mann Kendall trend test to determine whether concentrations are statistically increasing, decreasing, or stable at the 99% confidence level. Upgradient wells are included in the trend analyses to identify whether similar patterns exist upgradient of the site which is an indication of variability in groundwater unrelated to practices at the site. Since no exceedances were identified among downgradient wells, no further action was required.

Statistical Analysis of CCR Appendix III Parameters – February 2025

Intrawell Prediction Limits

For sulfate, intrawell prediction limits, combined with a 1-of-2 resample plan, were constructed using all historical data through August 2023 (Figure E). As mentioned above, intrawell limits constructed from carefully screened background data from within each well serve to provide statistical limits that are representative of the background data population, and that will rapidly identify a change in more recent compliance data from within a given well. The February 2025 samples are compared to these intrawell background limits for this analysis. When exceedances are identified upgradient of the facility it is an indication of variation in groundwater quality assumed to be unrelated to practices at the facility. No exceedances were found for sulfate; therefore, no further action is necessary.

Two-Step Approach

The Two-Step approach as discussed earlier consists of constructing interwell prediction limits using pooled upgradient well data to further evaluate the apparent intrawell prediction limit exceedances at downgradient wells. This step was not necessary as no apparent intrawell prediction limit exceedances were identified among downgradient wells.

Interwell Prediction Limits

For boron, calcium, chloride, fluoride, pH, and TDS, interwell prediction limits, combined with a 1-of-2 resample plan, were constructed using all historical upgradient well data through February 2025 (Figure F). Interwell prediction limits pool upgradient well data to establish a background limit for an individual constituent. The February 2025 sample from each downgradient well is compared to the background limit to determine whether initial exceedances are present.

In the event of an initial exceedance of compliance well data, the 1-of-2 resample plan allows for collection of one additional sample to determine whether the initial exceedance is confirmed. If the resample falls within the statistical limit, the initial exceedance is considered to be a false positive result; therefore, no exceedance is noted, and no further action is necessary. If no resample is collected, the original result is considered a confirmed exceedance. No exceedances were identified for any of the well/constituent pairs.

Trend Tests

When prediction limit exceedances occur in any of the downgradient wells, data are further evaluated using the Sen's Slope/Mann Kendall trend test to determine whether concentrations are statistically increasing, decreasing, or stable at the 99% confidence level. Upgradient wells are included in the trend analyses to identify whether similar patterns exist upgradient of the site which is an indication of variability in groundwater unrelated to practices at the site. This step was not necessary as no exceedances were identified in any of the downgradient wells.

Summary

Georgia EPD Appendix I

Based on the results of the Appendix I intrawell prediction limits and two-step approach, no exceedances were identified downgradient of the facility.

CCR Appendix III

Based on the results of the Appendix III constituents requiring intrawell prediction limits for sulfate and interwell prediction limits for boron, calcium, chloride, fluoride, pH, and TDS, no exceedances were identified.

Thank you for the opportunity to assist you in the statistical analysis of groundwater quality for Plant McIntosh's Landfill #4. If you have any questions or comments, please feel free to contact us.

For Groundwater Stats Consulting,



Abdul Diane
Groundwater Analyst



Andrew T. Collins
Project Manager

Table of Contents

Summary Tables	16
Figure A. Time Series	26
Figure B. Box Plots	197
Figure C. Outlier Summary	221
Figure D. Appendix I Intrawell Prediction Limits	226
Figure E. Appendix III Intrawell Prediction Limits	535
Figure F. Appendix III Interwell Prediction Limits	561

Summary Tables

Sanitas™ v.10.0.24 Software licensed to Groundwater Stats Consulting. UG

100% Non-Detects: Appendix I Intrawell

Analysis Run 4/22/2025 10:28 AM View: Appendix I - Intrawell
Plant McIntosh Client: Southern Company Data: McIntosh LF 4

Antimony (mg/L)
GWA-4A, GWA-5, GWA-15, GWA-16, GWC-17, GWC-10, GWC-11, GWC-12, GWC-19, GWC-20, GWC-21, GWC-23, GWC-9

Arsenic (mg/L)
GWA-2

Cadmium (mg/L)
GWA-2, GWA-3, GWA-5, GWA-15, GWC-10, GWC-11, GWC-12

Copper (mg/L)
GWC-10

Lead (mg/L)
GWC-1, GWC-10, GWC-12, GWC-9

Selenium (mg/L)
GWA-5, GWA-14, GWC-17, GWC-12, GWC-23

Silver (mg/L)
GWA-2, GWA-3, GWA-4A, GWA-5, GWA-13, GWA-14, GWA-15, GWA-16, GWC-17, GWC-12, GWC-19, GWC-20

Thallium (mg/L)
GWA-5, GWA-15, GWC-1

Sanitas™ v.10.0.24 Software licensed to Groundwater Stats Consulting. UG

Date Ranges

Date: 3/21/2025 4:36 PM

Plant McIntosh Client: Southern Company Data: McIntosh LF 4

Barium (mg/L)
- GWA-2 background:1/16/2015-8/1/2023
- GWA-5 background:1/19/2013-8/1/2023
- GWC-1 background:1/20/2013-8/2/2023
- GWC-18 background:8/11/2016-8/2/2023
- GWC-19 background:4/19/2016-8/2/2023
- GWC-20 background:6/16/2016-8/2/2023
- GWC-23 background:3/27/2019-8/3/2023

Cobalt (mg/L)
- GWC-20 background:7/25/2017-8/2/2023

Sulfate (mg/L)
- GWA-14 background:8/9/2016-8/2/2023
- GWC-17 background:6/15/2016-8/2/2023
- GWC-20 background:8/10/2016-8/2/2023

Appendix I - Intrawell Prediction Limits - Significant Result

Plant McIntosh Client: Southern Company Data: McIntosh LF 4 Printed 4/22/2025, 10:35 AM

Constituent	Well	Upper Lim.	Lower Lim.	Date	Observ.	Sig.	Bg N	Bg Mean	Std. Dev.	%NDs	ND Adj.	Transform	Alpha	Method
Barium (mg/L)	**GWA-2**	**0.03982**	**n/a**	**2/4/2025**	**0.045**	**Yes**	**25**	**0.001088**	**0.0002091**	**0**	**None**	**x^2**	**0.0003901**	**Param Intra 1 of 2**

Appendix I - Intrawell Prediction Limits - All Results

Plant McIntosh Client: Southern Company Data: McIntosh LF 4 Printed 4/22/2025, 10:35 AM

Constituent	Well	Upper Lim.	Lower Lim.	Date	Observ.	Sig.	Bg N	Bg Mean	Std. Dev.	%NDs	ND Adj.	Transform	Alpha	Method
Antimony (mg/L)	GWA-2	0.002	n/a	2/4/2025	0.002ND	No	49	n/a	n/a	97.96	n/a	n/a	0.0007934	NP Intra (NDs) 1 of 2
Antimony (mg/L)	GWA-3	0.0022	n/a	2/4/2025	0.002ND	No	49	n/a	n/a	95.92	n/a	n/a	0.0007934	NP Intra (NDs) 1 of 2
Antimony (mg/L)	GWA-13	0.002	n/a	2/4/2025	0.002ND	No	28	n/a	n/a	96.43	n/a	n/a	0.002337	NP Intra (NDs) 1 of 2
Antimony (mg/L)	GWA-14	0.002	n/a	2/4/2025	0.002ND	No	27	n/a	n/a	96.3	n/a	n/a	0.002502	NP Intra (NDs) 1 of 2
Antimony (mg/L)	GWC-18	0.002	n/a	2/5/2025	0.002ND	No	28	n/a	n/a	96.43	n/a	n/a	0.002337	NP Intra (NDs) 1 of 2
Antimony (mg/L)	GWC-1	0.002	n/a	2/5/2025	0.002ND	No	48	n/a	n/a	97.92	n/a	n/a	0.0008339	NP Intra (NDs) 1 of 2
Arsenic (mg/L)	GWA-3	0.0011	n/a	2/4/2025	0.001ND	No	48	n/a	n/a	93.75	n/a	n/a	0.0008339	NP Intra (NDs) 1 of 2
Arsenic (mg/L)	GWA-4A	0.0027	n/a	2/3/2025	0.001ND	No	48	n/a	n/a	75	n/a	n/a	0.0008339	NP Intra (NDs) 1 of 2
Arsenic (mg/L)	GWA-5	0.001	n/a	2/4/2025	0.001ND	No	49	n/a	n/a	95.92	n/a	n/a	0.0007934	NP Intra (NDs) 1 of 2
Arsenic (mg/L)	GWA-13	0.001	n/a	2/4/2025	0.001ND	No	28	n/a	n/a	96.43	n/a	n/a	0.002337	NP Intra (NDs) 1 of 2
Arsenic (mg/L)	GWA-14	0.001	n/a	2/4/2025	0.001ND	No	27	n/a	n/a	96.3	n/a	n/a	0.002502	NP Intra (NDs) 1 of 2
Arsenic (mg/L)	GWA-15	0.001	n/a	2/4/2025	0.001ND	No	27	n/a	n/a	88.89	n/a	n/a	0.002502	NP Intra (NDs) 1 of 2
Arsenic (mg/L)	GWA-16	0.001	n/a	2/4/2025	0.001ND	No	27	n/a	n/a	96.3	n/a	n/a	0.002502	NP Intra (NDs) 1 of 2
Arsenic (mg/L)	GWC-17	0.001	n/a	2/4/2025	0.001ND	No	28	n/a	n/a	85.71	n/a	n/a	0.002337	NP Intra (NDs) 1 of 2
Arsenic (mg/L)	GWC-18	0.005	n/a	2/5/2025	0.00089J	No	28	n/a	n/a	21.43	n/a	n/a	0.002337	NP Intra (normality) 1 of 2
Arsenic (mg/L)	GWC-1	0.001	n/a	2/5/2025	0.001ND	No	48	n/a	n/a	97.92	n/a	n/a	0.0008339	NP Intra (NDs) 1 of 2
Arsenic (mg/L)	GWC-10	0.0013	n/a	2/4/2025	0.001ND	No	49	n/a	n/a	75.51	n/a	n/a	0.0007934	NP Intra (NDs) 1 of 2
Arsenic (mg/L)	GWC-11	0.005	n/a	2/5/2025	0.0013	No	49	n/a	n/a	55.1	n/a	n/a	0.0007934	NP Intra (NDs) 1 of 2
Arsenic (mg/L)	GWC-12	0.0011	n/a	2/5/2025	0.001ND	No	49	n/a	n/a	91.84	n/a	n/a	0.0007934	NP Intra (NDs) 1 of 2
Arsenic (mg/L)	GWC-19	0.001	n/a	2/4/2025	0.001ND	No	27	n/a	n/a	85.19	n/a	n/a	0.002502	NP Intra (NDs) 1 of 2
Arsenic (mg/L)	GWC-20	0.001	n/a	2/5/2025	0.001ND	No	27	n/a	n/a	88.89	n/a	n/a	0.002502	NP Intra (NDs) 1 of 2
Arsenic (mg/L)	GWC-21	0.0022	n/a	2/5/2025	0.001ND	No	27	n/a	n/a	77.78	n/a	n/a	0.002502	NP Intra (NDs) 1 of 2
Arsenic (mg/L)	GWC-23	0.0021	n/a	2/5/2025	0.001ND	No	22	n/a	n/a	54.55	n/a	n/a	0.003707	NP Intra (NDs) 1 of 2
Arsenic (mg/L)	GWC-9	0.001	n/a	2/5/2025	0.001ND	No	49	n/a	n/a	93.88	n/a	n/a	0.0007934	NP Intra (NDs) 1 of 2
Barium (mg/L)	**GWA-2**	**0.03982**	**n/a**	**2/4/2025**	**0.045**	**Yes**	**25**	**0.001088**	**0.0002091**	**0**	**None**	**x^2**	**0.0003901**	**Param Intra 1 of 2**
Barium (mg/L)	GWA-3	0.02768	n/a	2/4/2025	0.012	No	45	0.2487	0.02426	0	None	x^(1/3)	0.0003901	Param Intra 1 of 2
Barium (mg/L)	GWA-4A	0.03888	n/a	2/3/2025	0.022	No	48	0.023	0.007191	0	None	No	0.0003901	Param Intra 1 of 2
Barium (mg/L)	GWA-5	0.06203	n/a	2/4/2025	0.035	No	29	0.04111	0.008978	0	None	No	0.0003901	Param Intra 1 of 2
Barium (mg/L)	GWA-13	0.051	n/a	2/4/2025	0.023	No	29	n/a	n/a	0	n/a	n/a	0.002172	NP Intra (normality) 1 of 2
Barium (mg/L)	GWA-14	0.077	n/a	2/4/2025	0.019	No	28	n/a	n/a	0	n/a	n/a	0.002337	NP Intra (normality) 1 of 2
Barium (mg/L)	GWA-15	0.02936	n/a	2/4/2025	0.028	No	27	0.02482	0.001927	0	None	No	0.0003901	Param Intra 1 of 2
Barium (mg/L)	GWA-16	0.03473	n/a	2/4/2025	0.026	No	27	-3.684	0.1375	0	None	ln(x)	0.0003901	Param Intra 1 of 2
Barium (mg/L)	GWC-17	0.0222	n/a	2/4/2025	0.019	No	28	0.01796	0.001811	0	None	No	0.0003901	Param Intra 1 of 2
Barium (mg/L)	GWC-18	0.02617	n/a	2/5/2025	0.014	No	20	0.01625	0.003998	0	None	No	0.0003901	Param Intra 1 of 2
Barium (mg/L)	GWC-1	0.05703	n/a	2/5/2025	0.036	No	29	0.04026	0.007199	0	None	No	0.0003901	Param Intra 1 of 2
Barium (mg/L)	GWC-10	0.04351	n/a	2/4/2025	0.024	No	51	0.2832	0.0312	0	None	x^(1/3)	0.0003901	Param Intra 1 of 2
Barium (mg/L)	GWC-11	0.026	n/a	2/5/2025	0.012	No	48	n/a	n/a	0	n/a	n/a	0.0008339	NP Intra (normality) 1 of 2
Barium (mg/L)	GWC-12	0.016	n/a	2/5/2025	0.011	No	49	n/a	n/a	0	n/a	n/a	0.0007934	NP Intra (normality) 1 of 2
Barium (mg/L)	GWC-19	0.02161	n/a	2/4/2025	0.01	No	22	0.01353	0.003311	0	None	No	0.0003901	Param Intra 1 of 2
Barium (mg/L)	GWC-20	0.0275	n/a	2/5/2025	0.015	No	21	0.01967	0.003183	0	None	No	0.0003901	Param Intra 1 of 2
Barium (mg/L)	GWC-21	0.02763	n/a	2/5/2025	0.022	No	27	0.01876	0.003766	0	None	No	0.0003901	Param Intra 1 of 2
Barium (mg/L)	GWC-23	0.03576	n/a	2/5/2025	0.023	No	10	0.021	0.004738	0	None	No	0.0003901	Param Intra 1 of 2
Barium (mg/L)	GWC-9	0.03616	n/a	2/5/2025	0.03	No	49	0.02472	0.005188	0	None	No	0.0003901	Param Intra 1 of 2
Beryllium (mg/L)	GWA-2	0.0025	n/a	2/4/2025	0.0025ND	No	49	n/a	n/a	87.76	n/a	n/a	0.0007934	NP Intra (NDs) 1 of 2
Beryllium (mg/L)	GWA-3	0.0025	n/a	2/4/2025	0.0025ND	No	49	n/a	n/a	95.92	n/a	n/a	0.0007934	NP Intra (NDs) 1 of 2
Beryllium (mg/L)	GWA-4A	0.0025	n/a	2/3/2025	0.0025ND	No	48	n/a	n/a	91.67	n/a	n/a	0.0008339	NP Intra (NDs) 1 of 2
Beryllium (mg/L)	GWA-5	0.0025	n/a	2/4/2025	0.0025ND	No	49	n/a	n/a	93.88	n/a	n/a	0.0007934	NP Intra (NDs) 1 of 2
Beryllium (mg/L)	GWA-13	0.0025	n/a	2/4/2025	0.0025ND	No	29	n/a	n/a	89.66	n/a	n/a	0.002172	NP Intra (NDs) 1 of 2
Beryllium (mg/L)	GWA-14	0.0025	n/a	2/4/2025	0.0025ND	No	28	n/a	n/a	92.86	n/a	n/a	0.002337	NP Intra (NDs) 1 of 2
Beryllium (mg/L)	GWA-15	0.0025	n/a	2/4/2025	0.0025ND	No	27	n/a	n/a	96.3	n/a	n/a	0.002502	NP Intra (NDs) 1 of 2
Beryllium (mg/L)	GWA-16	0.0025	n/a	2/4/2025	0.0025ND	No	27	n/a	n/a	92.59	n/a	n/a	0.002502	NP Intra (NDs) 1 of 2
Beryllium (mg/L)	GWC-17	0.0008627	n/a	2/4/2025	0.00073J	No	27	-7.412	0.1514	3.704	None	ln(x)	0.0003901	Param Intra 1 of 2
Beryllium (mg/L)	GWC-18	0.0025	n/a	2/5/2025	0.0025ND	No	28	n/a	n/a	92.86	n/a	n/a	0.002337	NP Intra (NDs) 1 of 2
Beryllium (mg/L)	GWC-1	0.0025	n/a	2/5/2025	0.00034J	No	48	n/a	n/a	79.17	n/a	n/a	0.0008339	NP Intra (NDs) 1 of 2
Beryllium (mg/L)	GWC-10	0.0025	n/a	2/4/2025	0.0025ND	No	51	n/a	n/a	94.12	n/a	n/a	0.0007303	NP Intra (NDs) 1 of 2
Beryllium (mg/L)	GWC-11	0.0025	n/a	2/5/2025	0.0025ND	No	49	n/a	n/a	95.92	n/a	n/a	0.0007934	NP Intra (NDs) 1 of 2
Beryllium (mg/L)	GWC-12	0.0025	n/a	2/5/2025	0.0025ND	No	49	n/a	n/a	79.59	n/a	n/a	0.0007934	NP Intra (NDs) 1 of 2
Beryllium (mg/L)	GWC-19	0.0025	n/a	2/4/2025	0.00047J	No	27	n/a	n/a	51.85	n/a	n/a	0.002502	NP Intra (NDs) 1 of 2
Beryllium (mg/L)	GWC-20	0.0025	n/a	2/5/2025	0.00023J	No	27	n/a	n/a	59.26	n/a	n/a	0.002502	NP Intra (NDs) 1 of 2
Beryllium (mg/L)	GWC-21	0.0025	n/a	2/5/2025	0.0025ND	No	27	n/a	n/a	88.89	n/a	n/a	0.002502	NP Intra (NDs) 1 of 2
Beryllium (mg/L)	GWC-23	0.0025	n/a	2/5/2025	0.0025ND	No	22	n/a	n/a	86.36	n/a	n/a	0.003707	NP Intra (NDs) 1 of 2
Beryllium (mg/L)	GWC-9	0.0025	n/a	2/5/2025	0.0025ND	No	49	n/a	n/a	89.8	n/a	n/a	0.0007934	NP Intra (NDs) 1 of 2
Cadmium (mg/L)	GWA-4A	0.0025	n/a	2/3/2025	0.0025ND	No	48	n/a	n/a	91.67	n/a	n/a	0.0008339	NP Intra (NDs) 1 of 2
Cadmium (mg/L)	GWA-13	0.0025	n/a	2/4/2025	0.0025ND	No	28	n/a	n/a	96.43	n/a	n/a	0.002337	NP Intra (NDs) 1 of 2
Cadmium (mg/L)	GWA-14	0.0025	n/a	2/4/2025	0.0025ND	No	27	n/a	n/a	92.59	n/a	n/a	0.002502	NP Intra (NDs) 1 of 2
Cadmium (mg/L)	GWA-16	0.0025	n/a	2/4/2025	0.0025ND	No	27	n/a	n/a	96.3	n/a	n/a	0.002502	NP Intra (NDs) 1 of 2
Cadmium (mg/L)	GWC-17	0.0007866	n/a	2/4/2025	0.00053J	No	28	0.0005794	0.00008846	3.571	None	No	0.0003901	Param Intra 1 of 2
Cadmium (mg/L)	GWC-18	0.0025	n/a	2/5/2025	0.0025ND	No	28	n/a	n/a	96.43	n/a	n/a	0.002337	NP Intra (NDs) 1 of 2

Appendix I - Intrawell Prediction Limits - All Results

Plant McIntosh Client: Southern Company Data: McIntosh LF 4 Printed 4/22/2025, 10:35 AM

Constituent	Well	Upper Lim.	Lower Lim.	Date	Observ.	Sig.	Bg N	Bg Mean	Std. Dev.	%NDs	ND Adj.	Transform	Alpha	Method
Cadmium (mg/L)	GWC-1	0.0025	n/a	2/5/2025	0.0025ND	No	48	n/a	n/a	97.92	n/a	n/a	0.0008339	NP Intra (NDs) 1 of 2
Cadmium (mg/L)	GWC-19	0.0025	n/a	2/4/2025	0.00014J	No	27	n/a	n/a	74.07	n/a	n/a	0.002502	NP Intra (NDs) 1 of 2
Cadmium (mg/L)	GWC-20	0.0025	n/a	2/5/2025	0.00013J	No	27	n/a	n/a	55.56	n/a	n/a	0.002502	NP Intra (NDs) 1 of 2
Cadmium (mg/L)	GWC-21	0.0025	n/a	2/5/2025	0.00013J	No	27	n/a	n/a	77.78	n/a	n/a	0.002502	NP Intra (NDs) 1 of 2
Cadmium (mg/L)	GWC-23	0.0025	n/a	2/5/2025	0.0025ND	No	22	n/a	n/a	81.82	n/a	n/a	0.003707	NP Intra (NDs) 1 of 2
Cadmium (mg/L)	GWC-9	0.0025	n/a	2/5/2025	0.0025ND	No	49	n/a	n/a	95.92	n/a	n/a	0.0007934	NP Intra (NDs) 1 of 2
Chromium (mg/L)	GWA-2	0.01	n/a	2/4/2025	0.0019J	No	48	n/a	n/a	16.67	n/a	n/a	0.0008339	NP Intra (normality) 1 of 2
Chromium (mg/L)	GWA-3	0.0049	n/a	2/4/2025	0.0016J	No	48	n/a	n/a	33.33	n/a	n/a	0.0008339	NP Intra (normality) 1 of 2
Chromium (mg/L)	GWA-4A	0.0096	n/a	2/3/2025	0.002ND	No	48	n/a	n/a	70.83	n/a	n/a	0.0008339	NP Intra (NDs) 1 of 2
Chromium (mg/L)	GWA-5	0.0054	n/a	2/4/2025	0.0015J	No	48	n/a	n/a	66.67	n/a	n/a	0.0008339	NP Intra (NDs) 1 of 2
Chromium (mg/L)	GWA-13	0.0094	n/a	2/4/2025	0.0023	No	27	n/a	n/a	66.67	n/a	n/a	0.002502	NP Intra (NDs) 1 of 2
Chromium (mg/L)	GWA-14	0.0047	n/a	2/4/2025	0.0017J	No	29	n/a	n/a	75.86	n/a	n/a	0.002172	NP Intra (NDs) 1 of 2
Chromium (mg/L)	GWA-15	0.0051	n/a	2/4/2025	0.0021	No	28	n/a	n/a	57.14	n/a	n/a	0.002337	NP Intra (NDs) 1 of 2
Chromium (mg/L)	GWA-16	0.024	n/a	2/4/2025	0.0022	No	27	n/a	n/a	33.33	n/a	n/a	0.002502	NP Intra (normality) 1 of 2
Chromium (mg/L)	GWC-17	0.01	n/a	2/4/2025	0.0036	No	28	n/a	n/a	25	n/a	n/a	0.002337	NP Intra (normality) 1 of 2
Chromium (mg/L)	GWC-18	0.006081	n/a	2/5/2025	0.0034	No	29	0.1328	0.02133	6.897	None	x^(1/3)	0.0003901	Param Intra 1 of 2
Chromium (mg/L)	GWC-1	0.005	n/a	2/5/2025	0.0016J	No	48	n/a	n/a	35.42	n/a	n/a	0.0008339	NP Intra (normality) 1 of 2
Chromium (mg/L)	GWC-10	0.009685	n/a	2/4/2025	0.0043	No	50	0.0568	0.01892	22	Kaplan-Meier	sqrt(x)	0.0003901	Param Intra 1 of 2
Chromium (mg/L)	GWC-11	0.01018	n/a	2/5/2025	0.0067	No	49	0.005642	0.002058	2.041	None	No	0.0003901	Param Intra 1 of 2
Chromium (mg/L)	GWC-12	0.01	n/a	2/5/2025	0.0025	No	49	n/a	n/a	16.33	n/a	n/a	0.0007934	NP Intra (normality) 1 of 2
Chromium (mg/L)	GWC-19	0.0056	n/a	2/4/2025	0.002	No	27	n/a	n/a	11.11	n/a	n/a	0.002502	NP Intra (normality) 1 of 2
Chromium (mg/L)	GWC-20	0.005	n/a	2/5/2025	0.0019J	No	28	n/a	n/a	75	n/a	n/a	0.002337	NP Intra (NDs) 1 of 2
Chromium (mg/L)	GWC-21	0.0044	n/a	2/5/2025	0.002ND	No	26	n/a	n/a	84.62	n/a	n/a	0.002667	NP Intra (NDs) 1 of 2
Chromium (mg/L)	GWC-23	0.004	n/a	2/5/2025	0.0036	No	23	n/a	n/a	43.48	n/a	n/a	0.003415	NP Intra (normality) 1 of 2
Chromium (mg/L)	GWC-9	0.0043	n/a	2/5/2025	0.0014J	No	48	n/a	n/a	62.5	n/a	n/a	0.0008339	NP Intra (NDs) 1 of 2
Cobalt (mg/L)	GWA-2	0.01	n/a	2/4/2025	0.0014J	No	49	n/a	n/a	44.9	n/a	n/a	0.0007934	NP Intra (normality) 1 of 2
Cobalt (mg/L)	GWA-3	0.0025	n/a	2/4/2025	0.00024J	No	48	n/a	n/a	72.92	n/a	n/a	0.0008339	NP Intra (NDs) 1 of 2
Cobalt (mg/L)	GWA-4A	0.013	n/a	2/3/2025	0.0011J	No	48	n/a	n/a	45.83	n/a	n/a	0.0008339	NP Intra (normality) 1 of 2
Cobalt (mg/L)	GWA-5	0.011	n/a	2/4/2025	0.00083J	No	49	n/a	n/a	42.86	n/a	n/a	0.0007934	NP Intra (normality) 1 of 2
Cobalt (mg/L)	GWA-13	0.0025	n/a	2/4/2025	0.00046J	No	29	n/a	n/a	20.69	n/a	n/a	0.002172	NP Intra (normality) 1 of 2
Cobalt (mg/L)	GWA-14	0.0025	n/a	2/4/2025	0.00036J	No	28	n/a	n/a	35.71	n/a	n/a	0.002337	NP Intra (normality) 1 of 2
Cobalt (mg/L)	GWA-15	0.0016	n/a	2/4/2025	0.00041J	No	27	n/a	n/a	14.81	n/a	n/a	0.002502	NP Intra (normality) 1 of 2
Cobalt (mg/L)	GWA-16	0.00125	n/a	2/4/2025	0.00039J	No	27	n/a	n/a	11.11	n/a	n/a	0.002502	NP Intra (normality) 1 of 2
Cobalt (mg/L)	GWC-17	0.0025	n/a	2/4/2025	0.0025ND	No	28	n/a	n/a	32.14	n/a	n/a	0.002337	NP Intra (normality) 1 of 2
Cobalt (mg/L)	GWC-18	0.0025	n/a	2/5/2025	0.0025ND	No	28	n/a	n/a	89.29	n/a	n/a	0.002337	NP Intra (NDs) 1 of 2
Cobalt (mg/L)	GWC-1	0.01	n/a	2/5/2025	0.0013J	No	48	n/a	n/a	39.58	n/a	n/a	0.0008339	NP Intra (normality) 1 of 2
Cobalt (mg/L)	GWC-10	0.0025	n/a	2/4/2025	0.0025ND	No	51	n/a	n/a	94.12	n/a	n/a	0.0007303	NP Intra (NDs) 1 of 2
Cobalt (mg/L)	GWC-11	0.0071	n/a	2/5/2025	0.0025ND	No	49	n/a	n/a	83.67	n/a	n/a	0.0007934	NP Intra (NDs) 1 of 2
Cobalt (mg/L)	GWC-12	0.01	n/a	2/5/2025	0.00057J	No	48	n/a	n/a	43.75	n/a	n/a	0.0008339	NP Intra (normality) 1 of 2
Cobalt (mg/L)	GWC-19	0.0025	n/a	2/4/2025	0.0025ND	No	27	n/a	n/a	81.48	n/a	n/a	0.002502	NP Intra (NDs) 1 of 2
Cobalt (mg/L)	GWC-20	0.001868	n/a	2/5/2025	0.00067J	No	14	0.0323	0.00398	0	None	sqrt(x)	0.0003901	Param Intra 1 of 2
Cobalt (mg/L)	GWC-21	0.003542	n/a	2/5/2025	0.00077J	No	26	-6.662	0.4303	3.846	None	ln(x)	0.0003901	Param Intra 1 of 2
Cobalt (mg/L)	GWC-23	0.01088	n/a	2/5/2025	0.00095J	No	22	0.004884	0.002457	0	None	No	0.0003901	Param Intra 1 of 2
Cobalt (mg/L)	GWC-9	0.0055	n/a	2/5/2025	0.00039J	No	49	n/a	n/a	48.98	n/a	n/a	0.0007934	NP Intra (normality) 1 of 2
Copper (mg/L)	GWA-2	0.003	n/a	2/4/2025	0.002ND	No	43	n/a	n/a	97.67	n/a	n/a	0.001037	NP Intra (NDs) 1 of 2
Copper (mg/L)	GWA-3	0.0034	n/a	2/4/2025	0.002ND	No	42	n/a	n/a	85.71	n/a	n/a	0.001077	NP Intra (NDs) 1 of 2
Copper (mg/L)	GWA-4A	0.0051	n/a	2/3/2025	0.002ND	No	42	n/a	n/a	80.95	n/a	n/a	0.001077	NP Intra (NDs) 1 of 2
Copper (mg/L)	GWA-5	0.0021	n/a	2/4/2025	0.002ND	No	43	n/a	n/a	95.35	n/a	n/a	0.001037	NP Intra (NDs) 1 of 2
Copper (mg/L)	GWA-13	0.002	n/a	2/4/2025	0.002ND	No	23	n/a	n/a	95.65	n/a	n/a	0.003415	NP Intra (NDs) 1 of 2
Copper (mg/L)	GWA-14	0.002	n/a	2/4/2025	0.002ND	No	22	n/a	n/a	90.91	n/a	n/a	0.003707	NP Intra (NDs) 1 of 2
Copper (mg/L)	GWA-15	0.002	n/a	2/4/2025	0.002ND	No	21	n/a	n/a	95.24	n/a	n/a	0.003999	NP Intra (NDs) 1 of 2
Copper (mg/L)	GWA-16	0.002	n/a	2/4/2025	0.002ND	No	21	n/a	n/a	90.48	n/a	n/a	0.003999	NP Intra (NDs) 1 of 2
Copper (mg/L)	GWC-17	0.0021	n/a	2/4/2025	0.002ND	No	22	n/a	n/a	86.36	n/a	n/a	0.003707	NP Intra (NDs) 1 of 2
Copper (mg/L)	GWC-18	0.0021	n/a	2/5/2025	0.002ND	No	22	n/a	n/a	68.18	n/a	n/a	0.003707	NP Intra (NDs) 1 of 2
Copper (mg/L)	GWC-1	0.002	n/a	2/5/2025	0.002ND	No	42	n/a	n/a	97.62	n/a	n/a	0.001077	NP Intra (NDs) 1 of 2
Copper (mg/L)	GWC-11	0.0027	n/a	2/5/2025	0.002ND	No	43	n/a	n/a	90.7	n/a	n/a	0.001037	NP Intra (NDs) 1 of 2
Copper (mg/L)	GWC-12	0.002	n/a	2/5/2025	0.002ND	No	43	n/a	n/a	95.35	n/a	n/a	0.001037	NP Intra (NDs) 1 of 2
Copper (mg/L)	GWC-19	0.002	n/a	2/4/2025	0.002ND	No	21	n/a	n/a	90.48	n/a	n/a	0.003999	NP Intra (NDs) 1 of 2
Copper (mg/L)	GWC-20	0.002	n/a	2/5/2025	0.002ND	No	21	n/a	n/a	90.48	n/a	n/a	0.003999	NP Intra (NDs) 1 of 2
Copper (mg/L)	GWC-21	0.002	n/a	2/5/2025	0.002ND	No	20	n/a	n/a	85	n/a	n/a	0.004291	NP Intra (NDs) 1 of 2
Copper (mg/L)	GWC-23	0.002	n/a	2/5/2025	0.002ND	No	16	n/a	n/a	81.25	n/a	n/a	0.006456	NP Intra (NDs) 1 of 2
Copper (mg/L)	GWC-9	0.0021	n/a	2/5/2025	0.002ND	No	43	n/a	n/a	93.02	n/a	n/a	0.001037	NP Intra (NDs) 1 of 2
Lead (mg/L)	GWA-2	0.0054	n/a	2/4/2025	0.00083J	No	49	n/a	n/a	87.76	n/a	n/a	0.0007934	NP Intra (NDs) 1 of 2
Lead (mg/L)	GWA-3	0.015	n/a	2/4/2025	0.001ND	No	48	n/a	n/a	95.83	n/a	n/a	0.0008339	NP Intra (NDs) 1 of 2
Lead (mg/L)	GWA-4A	0.0037	n/a	2/3/2025	0.001ND	No	48	n/a	n/a	89.58	n/a	n/a	0.0008339	NP Intra (NDs) 1 of 2
Lead (mg/L)	GWA-5	0.001	n/a	2/4/2025	0.001ND	No	49	n/a	n/a	91.84	n/a	n/a	0.0007934	NP Intra (NDs) 1 of 2
Lead (mg/L)	GWA-13	0.001	n/a	2/4/2025	0.001ND	No	29	n/a	n/a	93.1	n/a	n/a	0.002172	NP Intra (NDs) 1 of 2
Lead (mg/L)	GWA-14	0.001	n/a	2/4/2025	0.001ND	No	28	n/a	n/a	89.29	n/a	n/a	0.002337	NP Intra (NDs) 1 of 2

Appendix I - Intrawell Prediction Limits - All Results

Plant McIntosh Client: Southern Company Data: McIntosh LF 4 Printed 4/22/2025, 10:35 AM

Constituent	Well	Upper Lim.	Lower Lim.	Date	Observ.	Sig.	Bg N	Bg Mean	Std. Dev.	%NDs	ND Adj.	Transform	Alpha	Method
Lead (mg/L)	GWA-15	0.001	n/a	2/4/2025	0.001ND	No	27	n/a	n/a	96.3	n/a	n/a	0.002502	NP Intra (NDs) 1 of 2
Lead (mg/L)	GWA-16	0.001	n/a	2/4/2025	0.001ND	No	27	n/a	n/a	88.89	n/a	n/a	0.002502	NP Intra (NDs) 1 of 2
Lead (mg/L)	GWC-17	0.001	n/a	2/4/2025	0.001ND	No	28	n/a	n/a	96.43	n/a	n/a	0.002337	NP Intra (NDs) 1 of 2
Lead (mg/L)	GWC-18	0.001	n/a	2/5/2025	0.001ND	No	28	n/a	n/a	71.43	n/a	n/a	0.002337	NP Intra (NDs) 1 of 2
Lead (mg/L)	GWC-11	0.001	n/a	2/5/2025	0.001ND	No	49	n/a	n/a	89.8	n/a	n/a	0.0007934	NP Intra (NDs) 1 of 2
Lead (mg/L)	GWC-19	0.001	n/a	2/4/2025	0.001ND	No	27	n/a	n/a	96.3	n/a	n/a	0.002502	NP Intra (NDs) 1 of 2
Lead (mg/L)	GWC-20	0.001	n/a	2/5/2025	0.001ND	No	27	n/a	n/a	92.59	n/a	n/a	0.002502	NP Intra (NDs) 1 of 2
Lead (mg/L)	GWC-21	0.001	n/a	2/5/2025	0.001ND	No	27	n/a	n/a	92.59	n/a	n/a	0.002502	NP Intra (NDs) 1 of 2
Lead (mg/L)	GWC-23	0.001	n/a	2/5/2025	0.001ND	No	22	n/a	n/a	86.36	n/a	n/a	0.003707	NP Intra (NDs) 1 of 2
Nickel (mg/L)	GWA-2	0.0043	n/a	2/4/2025	0.0011	No	43	n/a	n/a	67.44	n/a	n/a	0.001037	NP Intra (NDs) 1 of 2
Nickel (mg/L)	GWA-3	0.001	n/a	2/4/2025	0.001ND	No	41	n/a	n/a	85.37	n/a	n/a	0.001118	NP Intra (NDs) 1 of 2
Nickel (mg/L)	GWA-4A	0.0072	n/a	2/3/2025	0.00044J	No	42	n/a	n/a	59.52	n/a	n/a	0.001077	NP Intra (NDs) 1 of 2
Nickel (mg/L)	GWA-5	0.0031	n/a	2/4/2025	0.00065J	No	43	n/a	n/a	81.4	n/a	n/a	0.001037	NP Intra (NDs) 1 of 2
Nickel (mg/L)	GWA-13	0.001	n/a	2/4/2025	0.001ND	No	22	n/a	n/a	81.82	n/a	n/a	0.003707	NP Intra (NDs) 1 of 2
Nickel (mg/L)	GWA-14	0.001	n/a	2/4/2025	0.00052J	No	21	n/a	n/a	57.14	n/a	n/a	0.003999	NP Intra (NDs) 1 of 2
Nickel (mg/L)	GWA-15	0.001	n/a	2/4/2025	0.0005J	No	21	n/a	n/a	76.19	n/a	n/a	0.003999	NP Intra (NDs) 1 of 2
Nickel (mg/L)	GWA-16	0.001	n/a	2/4/2025	0.00052J	No	21	n/a	n/a	66.67	n/a	n/a	0.003999	NP Intra (NDs) 1 of 2
Nickel (mg/L)	GWC-17	0.004046	n/a	2/4/2025	0.0019	No	22	-6.243	0.3002	9.091	None	ln(x)	0.0003901	Param Intra 1 of 2
Nickel (mg/L)	GWC-18	0.0019	n/a	2/5/2025	0.0008J	No	22	n/a	n/a	31.82	n/a	n/a	0.003707	NP Intra (normality) 1 of 2
Nickel (mg/L)	GWC-1	0.0025	n/a	2/5/2025	0.00098J	No	42	n/a	n/a	66.67	n/a	n/a	0.001077	NP Intra (NDs) 1 of 2
Nickel (mg/L)	GWC-10	0.0013	n/a	2/4/2025	0.001ND	No	43	n/a	n/a	90.7	n/a	n/a	0.001037	NP Intra (NDs) 1 of 2
Nickel (mg/L)	GWC-11	0.0049	n/a	2/5/2025	0.00043J	No	43	n/a	n/a	74.42	n/a	n/a	0.001037	NP Intra (NDs) 1 of 2
Nickel (mg/L)	GWC-12	0.0064	n/a	2/5/2025	0.00087J	No	43	n/a	n/a	67.44	n/a	n/a	0.001037	NP Intra (NDs) 1 of 2
Nickel (mg/L)	GWC-19	0.0051	n/a	2/4/2025	0.001	No	21	n/a	n/a	4.762	n/a	n/a	0.003999	NP Intra (normality) 1 of 2
Nickel (mg/L)	GWC-20	0.0067	n/a	2/5/2025	0.00081J	No	21	n/a	n/a	23.81	n/a	n/a	0.003999	NP Intra (normality) 1 of 2
Nickel (mg/L)	GWC-21	0.0012	n/a	2/5/2025	0.00065J	No	21	n/a	n/a	47.62	n/a	n/a	0.003999	NP Intra (normality) 1 of 2
Nickel (mg/L)	GWC-23	0.003029	n/a	2/5/2025	0.0011	No	16	0.0398	0.005828	6.25	None	sqrt(x)	0.0003901	Param Intra 1 of 2
Nickel (mg/L)	GWC-9	0.0033	n/a	2/5/2025	0.00078J	No	43	n/a	n/a	72.09	n/a	n/a	0.001037	NP Intra (NDs) 1 of 2
Selenium (mg/L)	GWA-2	0.005	n/a	2/4/2025	0.005ND	No	49	n/a	n/a	93.88	n/a	n/a	0.0007934	NP Intra (NDs) 1 of 2
Selenium (mg/L)	GWA-3	0.005	n/a	2/4/2025	0.005ND	No	49	n/a	n/a	89.8	n/a	n/a	0.0007934	NP Intra (NDs) 1 of 2
Selenium (mg/L)	GWA-4A	0.005	n/a	2/3/2025	0.005ND	No	48	n/a	n/a	93.75	n/a	n/a	0.0008339	NP Intra (NDs) 1 of 2
Selenium (mg/L)	GWA-13	0.005	n/a	2/4/2025	0.005ND	No	28	n/a	n/a	96.43	n/a	n/a	0.002337	NP Intra (NDs) 1 of 2
Selenium (mg/L)	GWA-15	0.005	n/a	2/4/2025	0.005ND	No	27	n/a	n/a	96.3	n/a	n/a	0.002502	NP Intra (NDs) 1 of 2
Selenium (mg/L)	GWA-16	0.005	n/a	2/4/2025	0.005ND	No	27	n/a	n/a	96.3	n/a	n/a	0.002502	NP Intra (NDs) 1 of 2
Selenium (mg/L)	GWC-18	0.005	n/a	2/5/2025	0.005ND	No	28	n/a	n/a	96.43	n/a	n/a	0.002337	NP Intra (NDs) 1 of 2
Selenium (mg/L)	GWC-1	0.005	n/a	2/5/2025	0.005ND	No	48	n/a	n/a	95.83	n/a	n/a	0.0008339	NP Intra (NDs) 1 of 2
Selenium (mg/L)	GWC-10	0.005	n/a	2/4/2025	0.005ND	No	49	n/a	n/a	95.92	n/a	n/a	0.0007934	NP Intra (NDs) 1 of 2
Selenium (mg/L)	GWC-11	0.005	n/a	2/5/2025	0.005ND	No	49	n/a	n/a	87.76	n/a	n/a	0.0007934	NP Intra (NDs) 1 of 2
Selenium (mg/L)	GWC-19	0.005	n/a	2/4/2025	0.005ND	No	27	n/a	n/a	96.3	n/a	n/a	0.002502	NP Intra (NDs) 1 of 2
Selenium (mg/L)	GWC-20	0.005	n/a	2/5/2025	0.005ND	No	27	n/a	n/a	96.3	n/a	n/a	0.002502	NP Intra (NDs) 1 of 2
Selenium (mg/L)	GWC-21	0.005	n/a	2/5/2025	0.005ND	No	27	n/a	n/a	96.3	n/a	n/a	0.002502	NP Intra (NDs) 1 of 2
Selenium (mg/L)	GWC-9	0.0058	n/a	2/5/2025	0.005ND	No	49	n/a	n/a	97.96	n/a	n/a	0.0007934	NP Intra (NDs) 1 of 2
Silver (mg/L)	GWC-18	0.001	n/a	2/5/2025	0.001ND	No	22	n/a	n/a	95.45	n/a	n/a	0.003707	NP Intra (NDs) 1 of 2
Silver (mg/L)	GWC-1	0.001	n/a	2/5/2025	0.001ND	No	42	n/a	n/a	97.62	n/a	n/a	0.001077	NP Intra (NDs) 1 of 2
Silver (mg/L)	GWC-10	0.001	n/a	2/4/2025	0.001ND	No	43	n/a	n/a	97.67	n/a	n/a	0.001037	NP Intra (NDs) 1 of 2
Silver (mg/L)	GWC-11	0.001	n/a	2/5/2025	0.001ND	No	43	n/a	n/a	95.35	n/a	n/a	0.001037	NP Intra (NDs) 1 of 2
Silver (mg/L)	GWC-21	0.001	n/a	2/5/2025	0.001ND	No	21	n/a	n/a	95.24	n/a	n/a	0.003999	NP Intra (NDs) 1 of 2
Silver (mg/L)	GWC-23	0.001	n/a	2/5/2025	0.001ND	No	16	n/a	n/a	93.75	n/a	n/a	0.006456	NP Intra (NDs) 1 of 2
Silver (mg/L)	GWC-9	0.001	n/a	2/5/2025	0.001ND	No	43	n/a	n/a	97.67	n/a	n/a	0.001037	NP Intra (NDs) 1 of 2
Thallium (mg/L)	GWA-2	0.001	n/a	2/4/2025	0.001ND	No	46	n/a	n/a	93.48	n/a	n/a	0.0009151	NP Intra (NDs) 1 of 2
Thallium (mg/L)	GWA-3	0.001	n/a	2/4/2025	0.001ND	No	46	n/a	n/a	95.65	n/a	n/a	0.0009151	NP Intra (NDs) 1 of 2
Thallium (mg/L)	GWA-4A	0.001	n/a	2/3/2025	0.001ND	No	45	n/a	n/a	95.56	n/a	n/a	0.0009557	NP Intra (NDs) 1 of 2
Thallium (mg/L)	GWA-13	0.001	n/a	2/4/2025	0.001ND	No	28	n/a	n/a	85.71	n/a	n/a	0.002337	NP Intra (NDs) 1 of 2
Thallium (mg/L)	GWA-14	0.001	n/a	2/4/2025	0.001ND	No	27	n/a	n/a	85.19	n/a	n/a	0.002502	NP Intra (NDs) 1 of 2
Thallium (mg/L)	GWA-16	0.001	n/a	2/4/2025	0.001ND	No	27	n/a	n/a	92.59	n/a	n/a	0.002502	NP Intra (NDs) 1 of 2
Thallium (mg/L)	GWC-17	0.001	n/a	2/4/2025	0.001ND	No	28	n/a	n/a	78.57	n/a	n/a	0.002337	NP Intra (NDs) 1 of 2
Thallium (mg/L)	GWC-18	0.001	n/a	2/5/2025	0.001ND	No	28	n/a	n/a	39.29	n/a	n/a	0.002337	NP Intra (normality) 1 of 2
Thallium (mg/L)	GWC-10	0.001	n/a	2/4/2025	0.001ND	No	46	n/a	n/a	93.48	n/a	n/a	0.0009151	NP Intra (NDs) 1 of 2
Thallium (mg/L)	GWC-11	0.001	n/a	2/5/2025	0.001ND	No	46	n/a	n/a	93.48	n/a	n/a	0.0009151	NP Intra (NDs) 1 of 2
Thallium (mg/L)	GWC-12	0.001	n/a	2/5/2025	0.001ND	No	46	n/a	n/a	95.65	n/a	n/a	0.0009151	NP Intra (NDs) 1 of 2
Thallium (mg/L)	GWC-19	0.001	n/a	2/4/2025	0.001ND	No	27	n/a	n/a	88.89	n/a	n/a	0.002502	NP Intra (NDs) 1 of 2
Thallium (mg/L)	GWC-20	0.001	n/a	2/5/2025	0.001ND	No	27	n/a	n/a	74.07	n/a	n/a	0.002502	NP Intra (NDs) 1 of 2
Thallium (mg/L)	GWC-21	0.001	n/a	2/5/2025	0.001ND	No	27	n/a	n/a	88.89	n/a	n/a	0.002502	NP Intra (NDs) 1 of 2
Thallium (mg/L)	GWC-23	0.001	n/a	2/5/2025	0.001ND	No	22	n/a	n/a	72.73	n/a	n/a	0.003707	NP Intra (NDs) 1 of 2
Thallium (mg/L)	GWC-9	0.001	n/a	2/5/2025	0.001ND	No	46	n/a	n/a	97.83	n/a	n/a	0.0009151	NP Intra (NDs) 1 of 2
Vanadium (mg/L)	GWA-2	0.0051	n/a	2/4/2025	0.002ND	No	43	n/a	n/a	86.05	n/a	n/a	0.001037	NP Intra (NDs) 1 of 2
Vanadium (mg/L)	GWA-3	0.005	n/a	2/4/2025	0.002ND	No	42	n/a	n/a	80.95	n/a	n/a	0.001077	NP Intra (NDs) 1 of 2
Vanadium (mg/L)	GWA-4A	0.0033	n/a	2/3/2025	0.002ND	No	42	n/a	n/a	85.71	n/a	n/a	0.001077	NP Intra (NDs) 1 of 2

Appendix I - Intrawell Prediction Limits - All Results

Plant McIntosh Client: Southern Company Data: McIntosh LF 4 Printed 4/22/2025, 10:35 AM

Constituent	Well	Upper Lim.	Lower Lim.	Date	Observ.	Sig.	Bg N	Bg Mean	Std. Dev.	%NDs	ND Adj.	Transform	Alpha	Method
Vanadium (mg/L)	GWA-5	0.0035	n/a	2/4/2025	0.002ND	No	43	n/a	n/a	88.37	n/a	n/a	0.001037	NP Intra (NDs) 1 of 2
Vanadium (mg/L)	GWA-13	0.0027	n/a	2/4/2025	0.002ND	No	23	n/a	n/a	78.26	n/a	n/a	0.003415	NP Intra (NDs) 1 of 2
Vanadium (mg/L)	GWA-14	0.002	n/a	2/4/2025	0.002ND	No	22	n/a	n/a	90.91	n/a	n/a	0.003707	NP Intra (NDs) 1 of 2
Vanadium (mg/L)	GWA-15	0.0041	n/a	2/4/2025	0.002ND	No	21	n/a	n/a	80.95	n/a	n/a	0.003999	NP Intra (NDs) 1 of 2
Vanadium (mg/L)	GWA-16	0.002	n/a	2/4/2025	0.002ND	No	21	n/a	n/a	80.95	n/a	n/a	0.003999	NP Intra (NDs) 1 of 2
Vanadium (mg/L)	GWC-17	0.004	n/a	2/4/2025	0.002ND	No	22	n/a	n/a	81.82	n/a	n/a	0.003707	NP Intra (NDs) 1 of 2
Vanadium (mg/L)	GWC-18	0.006776	n/a	2/5/2025	0.0026	No	22	0.05581	0.01086	4.545	None	sqrt(x)	0.0003901	Param Intra 1 of 2
Vanadium (mg/L)	GWC-1	0.0032	n/a	2/5/2025	0.002ND	No	42	n/a	n/a	80.95	n/a	n/a	0.001077	NP Intra (NDs) 1 of 2
Vanadium (mg/L)	GWC-10	0.0027	n/a	2/4/2025	0.00064J	No	42	n/a	n/a	66.67	n/a	n/a	0.001077	NP Intra (NDs) 1 of 2
Vanadium (mg/L)	GWC-11	0.0025	n/a	2/5/2025	0.00086J	No	41	n/a	n/a	56.1	n/a	n/a	0.001118	NP Intra (NDs) 1 of 2
Vanadium (mg/L)	GWC-12	0.002	n/a	2/5/2025	0.002ND	No	41	n/a	n/a	87.8	n/a	n/a	0.001118	NP Intra (NDs) 1 of 2
Vanadium (mg/L)	GWC-19	0.00493	n/a	2/4/2025	0.002	No	21	-6.575	0.5131	38.1	Kaplan-Meier	ln(x)	0.0003901	Param Intra 1 of 2
Vanadium (mg/L)	GWC-20	0.0074	n/a	2/5/2025	0.002ND	No	21	n/a	n/a	71.43	n/a	n/a	0.003999	NP Intra (NDs) 1 of 2
Vanadium (mg/L)	GWC-21	0.0058	n/a	2/5/2025	0.0015J	No	21	n/a	n/a	61.9	n/a	n/a	0.003999	NP Intra (NDs) 1 of 2
Vanadium (mg/L)	GWC-23	0.005106	n/a	2/5/2025	0.002ND	No	16	0.1084	0.02441	50	Kaplan-Meier	x^(1/3)	0.0003901	Param Intra 1 of 2
Vanadium (mg/L)	GWC-9	0.006	n/a	2/5/2025	0.002ND	No	42	n/a	n/a	85.71	n/a	n/a	0.001077	NP Intra (NDs) 1 of 2
Zinc (mg/L)	GWA-2	0.02	n/a	2/4/2025	0.0063	No	43	n/a	n/a	25.58	n/a	n/a	0.001037	NP Intra (normality) 1 of 2
Zinc (mg/L)	GWA-3	0.045	n/a	2/4/2025	0.0031J	No	42	n/a	n/a	47.62	n/a	n/a	0.001077	NP Intra (normality) 1 of 2
Zinc (mg/L)	GWA-4A	0.01518	n/a	2/3/2025	0.0039J	No	41	-5.376	0.5302	24.39	Kaplan-Meier	ln(x)	0.0003901	Param Intra 1 of 2
Zinc (mg/L)	GWA-5	0.022	n/a	2/4/2025	0.0057	No	44	n/a	n/a	31.82	n/a	n/a	0.0009963	NP Intra (normality) 1 of 2
Zinc (mg/L)	GWA-13	0.0061	n/a	2/4/2025	0.0033J	No	23	n/a	n/a	56.52	n/a	n/a	0.003415	NP Intra (NDs) 1 of 2
Zinc (mg/L)	GWA-14	0.024	n/a	2/4/2025	0.0049J	No	22	n/a	n/a	27.27	n/a	n/a	0.003707	NP Intra (normality) 1 of 2
Zinc (mg/L)	GWA-15	0.014	n/a	2/4/2025	0.0028J	No	21	n/a	n/a	33.33	n/a	n/a	0.003999	NP Intra (normality) 1 of 2
Zinc (mg/L)	GWA-16	0.007341	n/a	2/4/2025	0.0034J	No	21	0.003833	0.001425	33.33	Kaplan-Meier	No	0.0003901	Param Intra 1 of 2
Zinc (mg/L)	GWC-17	0.02	n/a	2/4/2025	0.0067	No	22	n/a	n/a	18.18	n/a	n/a	0.003707	NP Intra (normality) 1 of 2
Zinc (mg/L)	GWC-18	0.025	n/a	2/5/2025	0.0028J	No	21	n/a	n/a	28.57	n/a	n/a	0.003999	NP Intra (normality) 1 of 2
Zinc (mg/L)	GWC-1	0.015	n/a	2/5/2025	0.003J	No	42	n/a	n/a	26.19	n/a	n/a	0.001077	NP Intra (normality) 1 of 2
Zinc (mg/L)	GWC-10	0.019	n/a	2/4/2025	0.005ND	No	45	n/a	n/a	68.89	n/a	n/a	0.0009557	NP Intra (NDs) 1 of 2
Zinc (mg/L)	GWC-11	0.0089	n/a	2/5/2025	0.005ND	No	42	n/a	n/a	61.9	n/a	n/a	0.001077	NP Intra (NDs) 1 of 2
Zinc (mg/L)	GWC-12	0.00775	n/a	2/5/2025	0.005ND	No	43	0.06066	0.01228	37.21	Kaplan-Meier	sqrt(x)	0.0003901	Param Intra 1 of 2
Zinc (mg/L)	GWC-19	0.017	n/a	2/4/2025	0.005ND	No	21	n/a	n/a	42.86	n/a	n/a	0.003999	NP Intra (normality) 1 of 2
Zinc (mg/L)	GWC-20	0.0084	n/a	2/5/2025	0.005ND	No	21	n/a	n/a	47.62	n/a	n/a	0.003999	NP Intra (normality) 1 of 2
Zinc (mg/L)	GWC-21	0.016	n/a	2/5/2025	0.0034J	No	21	n/a	n/a	47.62	n/a	n/a	0.003999	NP Intra (normality) 1 of 2
Zinc (mg/L)	GWC-23	0.017	n/a	2/5/2025	0.005ND	No	16	n/a	n/a	25	n/a	n/a	0.006456	NP Intra (normality) 1 of 2
Zinc (mg/L)	GWC-9	0.051	n/a	2/5/2025	0.005ND	No	43	n/a	n/a	60.47	n/a	n/a	0.001037	NP Intra (NDs) 1 of 2

Appendix III - Intrawell Prediction Limits - All Results (No Significant)

Plant McIntosh Client: Southern Company Data: McIntosh LF 4 Printed 4/21/2025, 12:59 PM

Constituent	Well	Upper Lim.	Lower Lim.	Date	Observ.	Sig.	Bg N	Bg Mean	Std. Dev.	%NDs	ND Adj.	Transform	Alpha	Method
Sulfate (mg/L)	GWA-2	1.7	n/a	2/4/2025	0.69J	No	22	n/a	n/a	63.64	n/a	n/a	0.003707	NP Intra (NDs) 1 of 2
Sulfate (mg/L)	GWA-3	1.125	n/a	2/4/2025	0.97J	No	22	0.4635	0.5166	45.45	Kaplan-Meier	x^4	0.0008358	Param Intra 1 of 2
Sulfate (mg/L)	GWA-4A	12.87	n/a	2/3/2025	2	No	22	6.173	3.033	0	None	No	0.0008358	Param Intra 1 of 2
Sulfate (mg/L)	GWA-5	1	n/a	2/4/2025	0.49J	No	22	n/a	n/a	77.27	n/a	n/a	0.003707	NP Intra (NDs) 1 of 2
Sulfate (mg/L)	GWA-13	1.4	n/a	2/4/2025	0.62J	No	22	n/a	n/a	63.64	n/a	n/a	0.003707	NP Intra (NDs) 1 of 2
Sulfate (mg/L)	GWA-14	2.313	n/a	2/4/2025	1	No	20	-0.1239	0.4296	40	Kaplan-Meier	ln(x)	0.0008358	Param Intra 1 of 2
Sulfate (mg/L)	GWA-15	1.2	n/a	2/4/2025	0.58J	No	22	n/a	n/a	59.09	n/a	n/a	0.003707	NP Intra (NDs) 1 of 2
Sulfate (mg/L)	GWA-16	1	n/a	2/4/2025	0.76J	No	22	n/a	n/a	68.18	n/a	n/a	0.003707	NP Intra (NDs) 1 of 2
Sulfate (mg/L)	GWC-17	1.8	n/a	2/4/2025	1ND	No	21	n/a	n/a	61.9	n/a	n/a	0.003999	NP Intra (NDs) 1 of 2
Sulfate (mg/L)	GWC-18	6.542	n/a	2/5/2025	2.2	No	22	4.152	1.083	0	None	No	0.0008358	Param Intra 1 of 2
Sulfate (mg/L)	GWC-1	2.465	n/a	2/5/2025	1.8	No	22	1.368	0.497	0	None	No	0.0008358	Param Intra 1 of 2
Sulfate (mg/L)	GWC-10	5.509	n/a	2/4/2025	2.9	No	22	3.192	1.049	0	None	No	0.0008358	Param Intra 1 of 2
Sulfate (mg/L)	GWC-11	6.527	n/a	2/5/2025	1.9	No	22	4.171	1.067	0	None	No	0.0008358	Param Intra 1 of 2
Sulfate (mg/L)	GWC-12	1.1	n/a	2/5/2025	0.56J	No	22	n/a	n/a	59.09	n/a	n/a	0.003707	NP Intra (NDs) 1 of 2
Sulfate (mg/L)	GWC-19	3.007	n/a	2/4/2025	0.5ND	No	22	2.01	0.4516	0	None	No	0.0008358	Param Intra 1 of 2
Sulfate (mg/L)	GWC-20	2.739	n/a	2/5/2025	0.98J	No	20	1.335	0.6265	10	None	No	0.0008358	Param Intra 1 of 2
Sulfate (mg/L)	GWC-21	1.684	n/a	2/5/2025	0.64J	No	22	0.9255	0.1685	22.73	Kaplan-Meier	sqrt(x)	0.0008358	Param Intra 1 of 2
Sulfate (mg/L)	GWC-23	3.525	n/a	2/5/2025	2.5	No	21	2.376	0.5166	0	None	No	0.0008358	Param Intra 1 of 2
Sulfate (mg/L)	GWC-9	4.1	n/a	2/5/2025	0.61J	No	22	n/a	n/a	45.45	n/a	n/a	0.003707	NP Intra (normality) 1 of 2

Appendix III - Interwell Prediction Limits - All Results (No Significant)

Plant McIntosh Client: Southern Company Data: McIntosh LF 4 Printed 4/21/2025, 1:01 PM

Constituent	Well	Upper Lim.	Lower Lim.	Date	Observ.	Sig.	Bg N	Bg Mean	Std. Dev.	%NDs	ND Adj.	Transform	Alpha	Method
Boron (mg/L)	GWC-1	0.11	n/a	2/5/2025	0.022J	No	250	n/a	n/a	84.4	n/a	n/a	0.00004916	NP Inter (NDs) 1 of 2
Boron (mg/L)	GWC-10	0.11	n/a	2/4/2025	0.036J	No	250	n/a	n/a	84.4	n/a	n/a	0.00004916	NP Inter (NDs) 1 of 2
Boron (mg/L)	GWC-11	0.11	n/a	2/5/2025	0.08ND	No	250	n/a	n/a	84.4	n/a	n/a	0.00004916	NP Inter (NDs) 1 of 2
Boron (mg/L)	GWC-12	0.11	n/a	2/5/2025	0.08ND	No	250	n/a	n/a	84.4	n/a	n/a	0.00004916	NP Inter (NDs) 1 of 2
Boron (mg/L)	GWC-19	0.11	n/a	2/4/2025	0.08ND	No	250	n/a	n/a	84.4	n/a	n/a	0.00004916	NP Inter (NDs) 1 of 2
Boron (mg/L)	GWC-20	0.11	n/a	2/5/2025	0.034J	No	250	n/a	n/a	84.4	n/a	n/a	0.00004916	NP Inter (NDs) 1 of 2
Boron (mg/L)	GWC-21	0.11	n/a	2/5/2025	0.024J	No	250	n/a	n/a	84.4	n/a	n/a	0.00004916	NP Inter (NDs) 1 of 2
Boron (mg/L)	GWC-23	0.11	n/a	2/5/2025	0.023J	No	250	n/a	n/a	84.4	n/a	n/a	0.00004916	NP Inter (NDs) 1 of 2
Boron (mg/L)	GWC-9	0.11	n/a	2/5/2025	0.069J	No	250	n/a	n/a	84.4	n/a	n/a	0.00004916	NP Inter (NDs) 1 of 2
Calcium (mg/L)	GWC-1	33.2	n/a	2/5/2025	1.4	No	251	n/a	n/a	0	n/a	n/a	0.00004916	NP Inter (normality) 1 of 2
Calcium (mg/L)	GWC-10	33.2	n/a	2/4/2025	22	No	251	n/a	n/a	0	n/a	n/a	0.00004916	NP Inter (normality) 1 of 2
Calcium (mg/L)	GWC-11	33.2	n/a	2/5/2025	10	No	251	n/a	n/a	0	n/a	n/a	0.00004916	NP Inter (normality) 1 of 2
Calcium (mg/L)	GWC-12	33.2	n/a	2/5/2025	0.7	No	251	n/a	n/a	0	n/a	n/a	0.00004916	NP Inter (normality) 1 of 2
Calcium (mg/L)	GWC-19	33.2	n/a	2/4/2025	6.5	No	251	n/a	n/a	0	n/a	n/a	0.00004916	NP Inter (normality) 1 of 2
Calcium (mg/L)	GWC-20	33.2	n/a	2/5/2025	1.4	No	251	n/a	n/a	0	n/a	n/a	0.00004916	NP Inter (normality) 1 of 2
Calcium (mg/L)	GWC-21	33.2	n/a	2/5/2025	1.2	No	251	n/a	n/a	0	n/a	n/a	0.00004916	NP Inter (normality) 1 of 2
Calcium (mg/L)	GWC-23	33.2	n/a	2/5/2025	1.2	No	251	n/a	n/a	0	n/a	n/a	0.00004916	NP Inter (normality) 1 of 2
Calcium (mg/L)	GWC-9	33.2	n/a	2/5/2025	2.1	No	251	n/a	n/a	0	n/a	n/a	0.00004916	NP Inter (normality) 1 of 2
Chloride (mg/L)	GWC-1	9.4	n/a	2/5/2025	4.4	No	249	n/a	n/a	0	n/a	n/a	0.00004916	NP Inter (normality) 1 of 2
Chloride (mg/L)	GWC-10	9.4	n/a	2/4/2025	5.9	No	249	n/a	n/a	0	n/a	n/a	0.00004916	NP Inter (normality) 1 of 2
Chloride (mg/L)	GWC-11	9.4	n/a	2/5/2025	5	No	249	n/a	n/a	0	n/a	n/a	0.00004916	NP Inter (normality) 1 of 2
Chloride (mg/L)	GWC-12	9.4	n/a	2/5/2025	3.8	No	249	n/a	n/a	0	n/a	n/a	0.00004916	NP Inter (normality) 1 of 2
Chloride (mg/L)	GWC-19	9.4	n/a	2/4/2025	5.7	No	249	n/a	n/a	0	n/a	n/a	0.00004916	NP Inter (normality) 1 of 2
Chloride (mg/L)	GWC-20	9.4	n/a	2/5/2025	8.6	No	249	n/a	n/a	0	n/a	n/a	0.00004916	NP Inter (normality) 1 of 2
Chloride (mg/L)	GWC-21	9.4	n/a	2/5/2025	6.1	No	249	n/a	n/a	0	n/a	n/a	0.00004916	NP Inter (normality) 1 of 2
Chloride (mg/L)	GWC-23	9.4	n/a	2/5/2025	5.4	No	249	n/a	n/a	0	n/a	n/a	0.00004916	NP Inter (normality) 1 of 2
Chloride (mg/L)	GWC-9	9.4	n/a	2/5/2025	8.8	No	249	n/a	n/a	0	n/a	n/a	0.00004916	NP Inter (normality) 1 of 2
Fluoride (mg/L)	GWC-1	0.74	n/a	2/5/2025	0.1ND	No	251	n/a	n/a	61.35	n/a	n/a	0.00004916	NP Inter (NDs) 1 of 2
Fluoride (mg/L)	GWC-10	0.74	n/a	2/4/2025	0.1ND	No	251	n/a	n/a	61.35	n/a	n/a	0.00004916	NP Inter (NDs) 1 of 2
Fluoride (mg/L)	GWC-11	0.74	n/a	2/5/2025	0.1ND	No	251	n/a	n/a	61.35	n/a	n/a	0.00004916	NP Inter (NDs) 1 of 2
Fluoride (mg/L)	GWC-12	0.74	n/a	2/5/2025	0.1ND	No	251	n/a	n/a	61.35	n/a	n/a	0.00004916	NP Inter (NDs) 1 of 2
Fluoride (mg/L)	GWC-19	0.74	n/a	2/4/2025	0.1ND	No	251	n/a	n/a	61.35	n/a	n/a	0.00004916	NP Inter (NDs) 1 of 2
Fluoride (mg/L)	GWC-20	0.74	n/a	2/5/2025	0.1ND	No	251	n/a	n/a	61.35	n/a	n/a	0.00004916	NP Inter (NDs) 1 of 2
Fluoride (mg/L)	GWC-21	0.74	n/a	2/5/2025	0.1ND	No	251	n/a	n/a	61.35	n/a	n/a	0.00004916	NP Inter (NDs) 1 of 2
Fluoride (mg/L)	GWC-23	0.74	n/a	2/5/2025	0.1ND	No	251	n/a	n/a	61.35	n/a	n/a	0.00004916	NP Inter (NDs) 1 of 2
Fluoride (mg/L)	GWC-9	0.74	n/a	2/5/2025	0.1ND	No	251	n/a	n/a	61.35	n/a	n/a	0.00004916	NP Inter (NDs) 1 of 2
pH, Field (SU)	GWC-1	7.1	4.21	2/5/2025	5.14	No	270	n/a	n/a	0	n/a	n/a	0.00009831	NP Inter (normality) 1 of 2
pH, Field (SU)	GWC-10	7.1	4.21	2/4/2025	6.68	No	270	n/a	n/a	0	n/a	n/a	0.00009831	NP Inter (normality) 1 of 2
pH, Field (SU)	GWC-11	7.1	4.21	2/5/2025	6.39	No	270	n/a	n/a	0	n/a	n/a	0.00009831	NP Inter (normality) 1 of 2
pH, Field (SU)	GWC-12	7.1	4.21	2/5/2025	5.71	No	270	n/a	n/a	0	n/a	n/a	0.00009831	NP Inter (normality) 1 of 2
pH, Field (SU)	GWC-19	7.1	4.21	2/4/2025	5.72	No	270	n/a	n/a	0	n/a	n/a	0.00009831	NP Inter (normality) 1 of 2
pH, Field (SU)	GWC-20	7.1	4.21	2/5/2025	5.02	No	270	n/a	n/a	0	n/a	n/a	0.00009831	NP Inter (normality) 1 of 2
pH, Field (SU)	GWC-21	7.1	4.21	2/5/2025	4.86	No	270	n/a	n/a	0	n/a	n/a	0.00009831	NP Inter (normality) 1 of 2
pH, Field (SU)	GWC-23	7.1	4.21	2/5/2025	5.24	No	270	n/a	n/a	0	n/a	n/a	0.00009831	NP Inter (normality) 1 of 2
pH, Field (SU)	GWC-9	7.1	4.21	2/5/2025	5.38	No	270	n/a	n/a	0	n/a	n/a	0.00009831	NP Inter (normality) 1 of 2
TDS (mg/L)	GWC-1	150	n/a	2/5/2025	39	No	250	n/a	n/a	8.8	n/a	n/a	0.00004916	NP Inter (normality) 1 of 2
TDS (mg/L)	GWC-10	150	n/a	2/4/2025	130	No	250	n/a	n/a	8.8	n/a	n/a	0.00004916	NP Inter (normality) 1 of 2
TDS (mg/L)	GWC-11	150	n/a	2/5/2025	86	No	250	n/a	n/a	8.8	n/a	n/a	0.00004916	NP Inter (normality) 1 of 2
TDS (mg/L)	GWC-12	150	n/a	2/5/2025	28	No	250	n/a	n/a	8.8	n/a	n/a	0.00004916	NP Inter (normality) 1 of 2
TDS (mg/L)	GWC-19	150	n/a	2/4/2025	48	No	250	n/a	n/a	8.8	n/a	n/a	0.00004916	NP Inter (normality) 1 of 2
TDS (mg/L)	GWC-20	150	n/a	2/5/2025	35	No	250	n/a	n/a	8.8	n/a	n/a	0.00004916	NP Inter (normality) 1 of 2
TDS (mg/L)	GWC-21	150	n/a	2/5/2025	34	No	250	n/a	n/a	8.8	n/a	n/a	0.00004916	NP Inter (normality) 1 of 2
TDS (mg/L)	GWC-23	150	n/a	2/5/2025	28	No	250	n/a	n/a	8.8	n/a	n/a	0.00004916	NP Inter (normality) 1 of 2
TDS (mg/L)	GWC-9	150	n/a	2/5/2025	40	No	250	n/a	n/a	8.8	n/a	n/a	0.00004916	NP Inter (normality) 1 of 2

FIGURE A.

Sanitas™ v.10.1.03a Software licensed to Groundwater Stats Consulting. UG
Hollow symbols indicate censored values.

Time Series

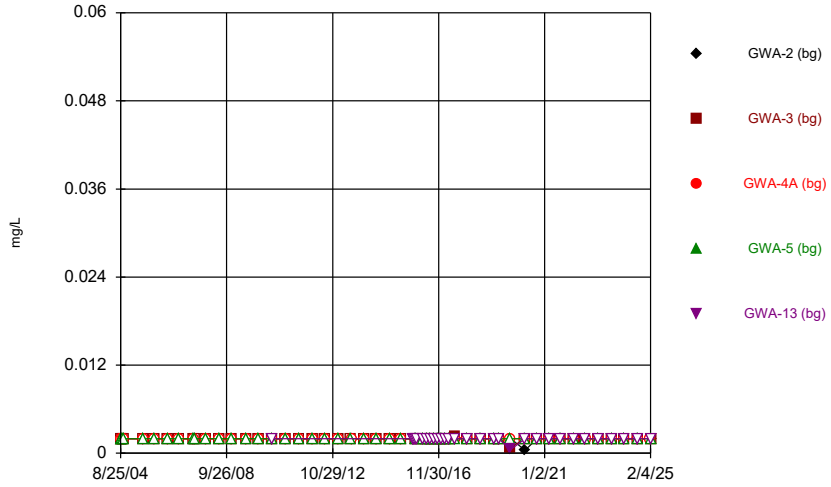

Constituent: Antimony Analysis Run 1/8/2026 2:03 PM
Plant McIntosh Client: Southern Company Data: McIntosh LF 4

Sanitas™ v.10.1.03a Software licensed to Groundwater Stats Consulting. UG
Hollow symbols indicate censored values.

Time Series

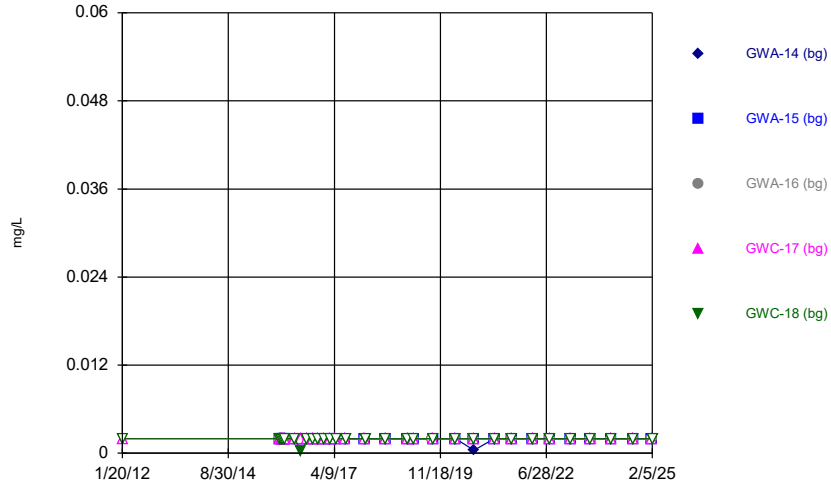

Constituent: Antimony Analysis Run 1/8/2026 2:03 PM
Plant McIntosh Client: Southern Company Data: McIntosh LF 4

Sanitas™ v.10.1.03a Software licensed to Groundwater Stats Consulting. UG
Hollow symbols indicate censored values.

Time Series

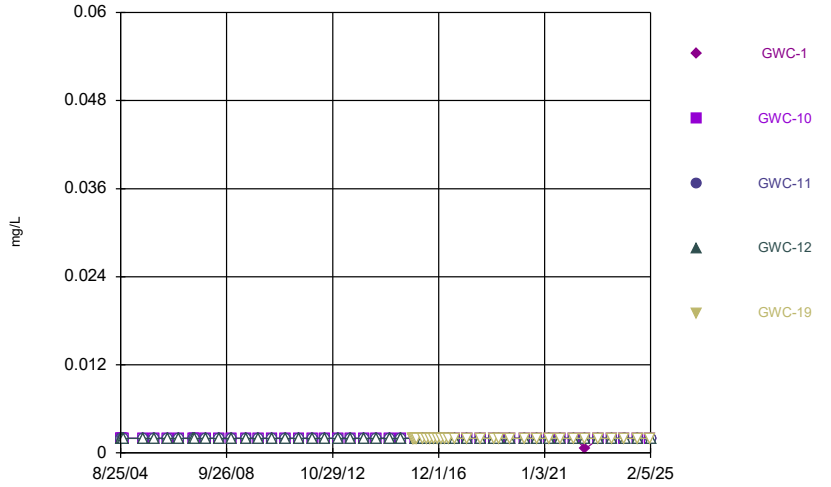

Constituent: Antimony Analysis Run 1/8/2026 2:03 PM
Plant McIntosh Client: Southern Company Data: McIntosh LF 4

Sanitas™ v.10.1.03a Software licensed to Groundwater Stats Consulting. UG
Hollow symbols indicate censored values.

Time Series

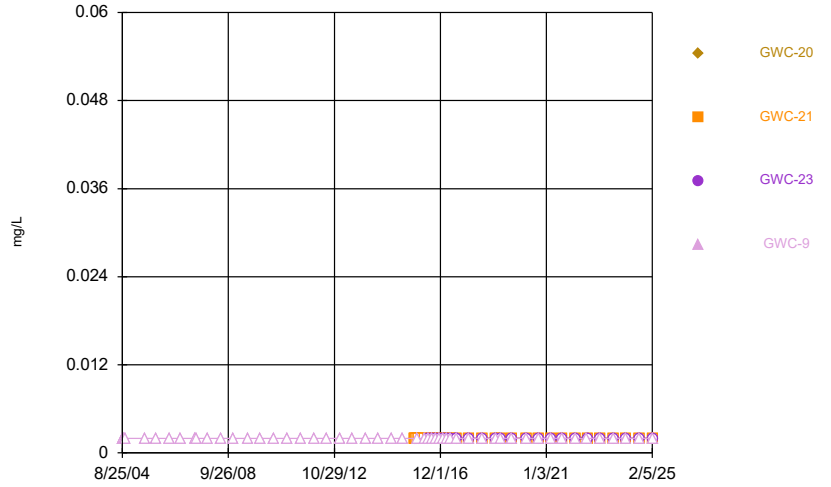

Constituent: Antimony Analysis Run 1/8/2026 2:03 PM
Plant McIntosh Client: Southern Company Data: McIntosh LF 4

Sanitas™ v.10.1.03a Software licensed to Groundwater Stats Consulting. UG
Hollow symbols indicate censored values.

Time Series

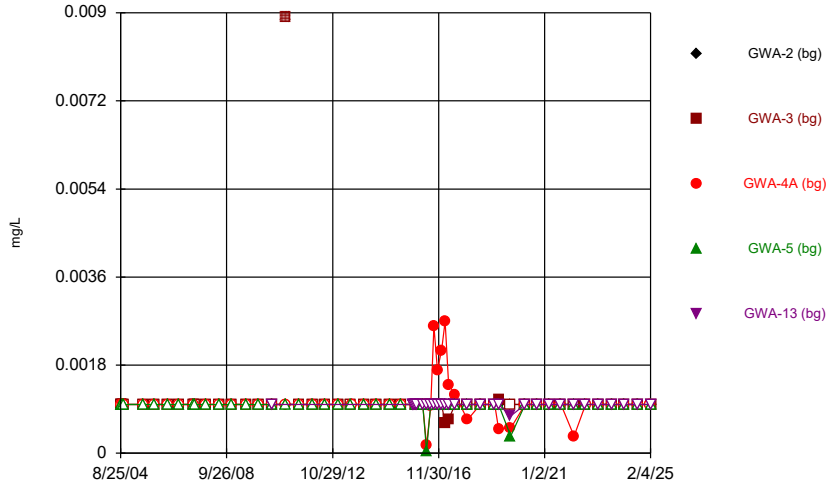

Constituent: Arsenic Analysis Run 1/8/2026 2:03 PM
Plant McIntosh Client: Southern Company Data: McIntosh LF 4

Sanitas™ v.10.1.03a Software licensed to Groundwater Stats Consulting. UG
Hollow symbols indicate censored values.

Time Series

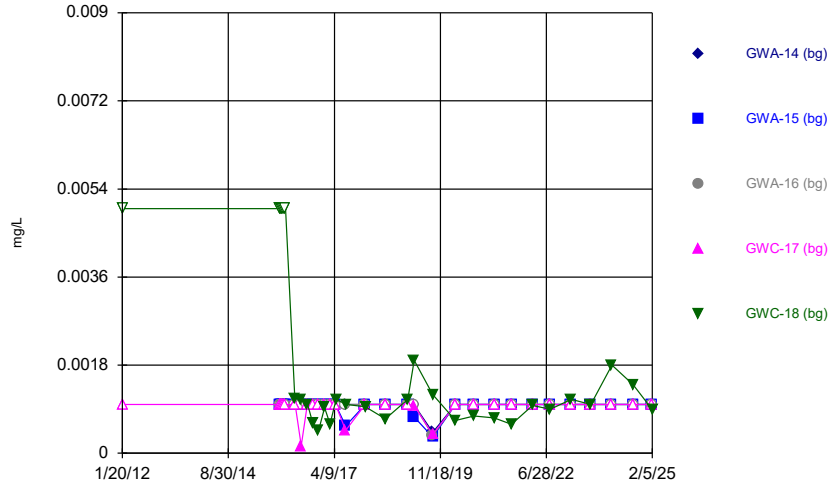

Constituent: Arsenic Analysis Run 1/8/2026 2:03 PM
Plant McIntosh Client: Southern Company Data: McIntosh LF 4

Sanitas™ v.10.1.03a Software licensed to Groundwater Stats Consulting. UG
Hollow symbols indicate censored values.

Time Series

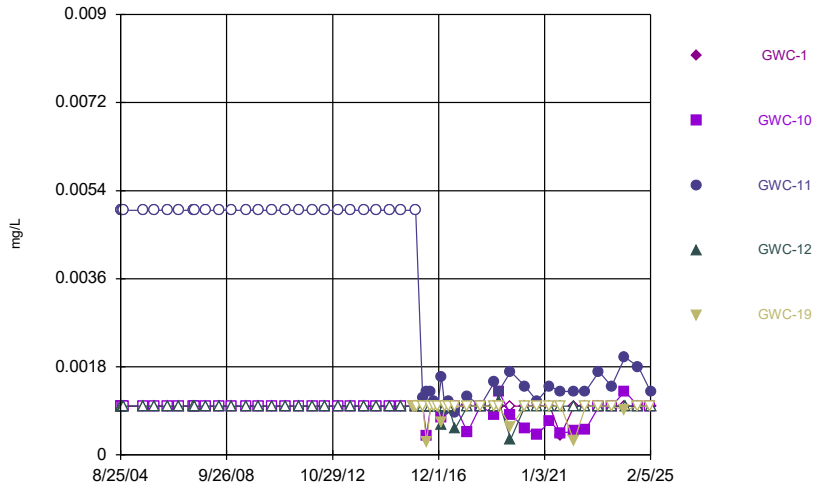

Constituent: Arsenic Analysis Run 1/8/2026 2:03 PM
Plant McIntosh Client: Southern Company Data: McIntosh LF 4

Sanitas™ v.10.1.03a Software licensed to Groundwater Stats Consulting. UG
Hollow symbols indicate censored values.

Time Series

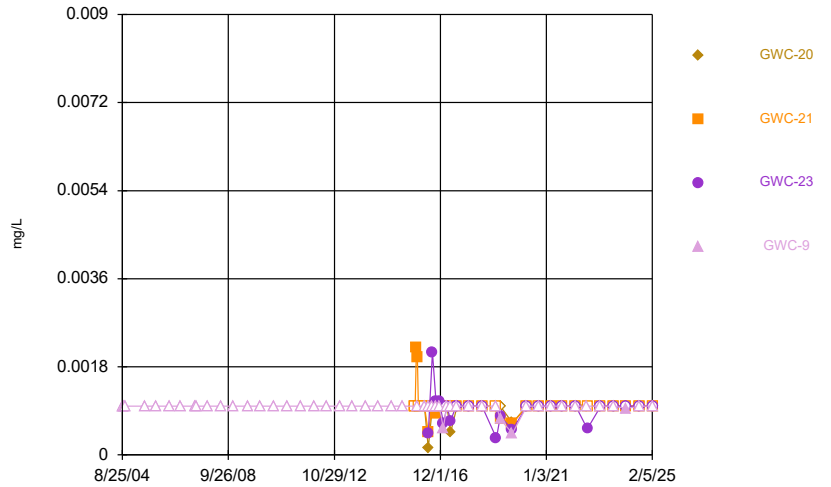

Constituent: Arsenic Analysis Run 1/8/2026 2:03 PM
Plant McIntosh Client: Southern Company Data: McIntosh LF 4

Sanitas™ v.10.1.03a Software licensed to Groundwater Stats Consulting. UG

Time Series

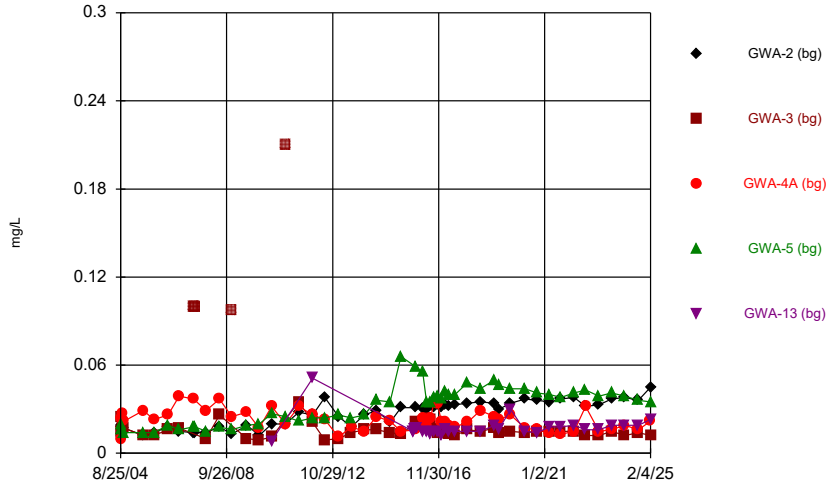

Constituent: Barium Analysis Run 1/8/2026 2:04 PM

Plant McIntosh Client: Southern Company Data: McIntosh LF 4

Sanitas™ v.10.1.03a Software licensed to Groundwater Stats Consulting. UG

Time Series

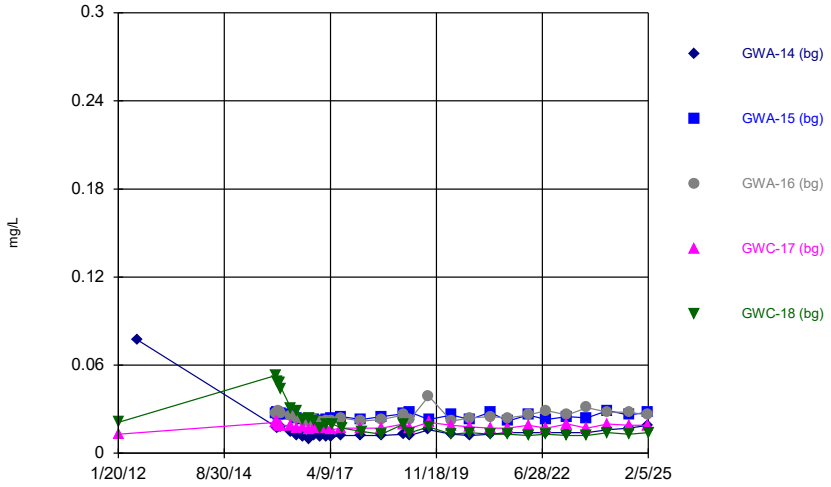

Constituent: Barium Analysis Run 1/8/2026 2:04 PM

Plant McIntosh Client: Southern Company Data: McIntosh LF 4

Sanitas™ v.10.1.03a Software licensed to Groundwater Stats Consulting. UG

Time Series

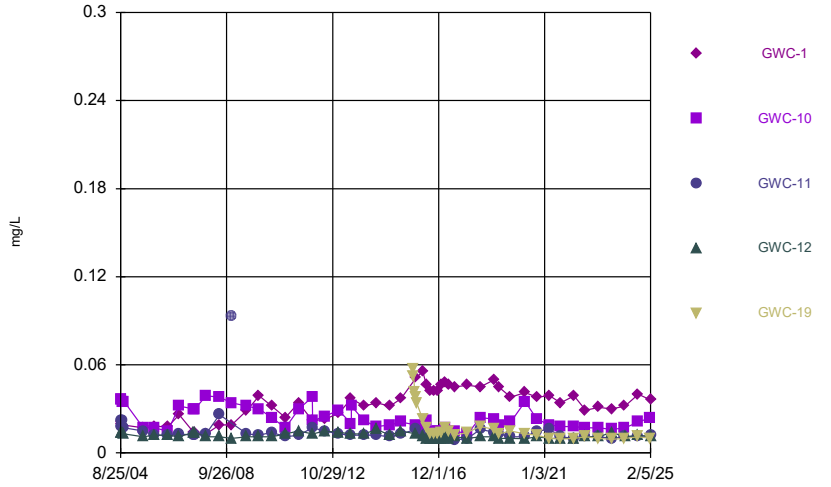

Constituent: Barium Analysis Run 1/8/2026 2:04 PM

Plant McIntosh Client: Southern Company Data: McIntosh LF 4

Sanitas™ v.10.1.03a Software licensed to Groundwater Stats Consulting. UG

Time Series

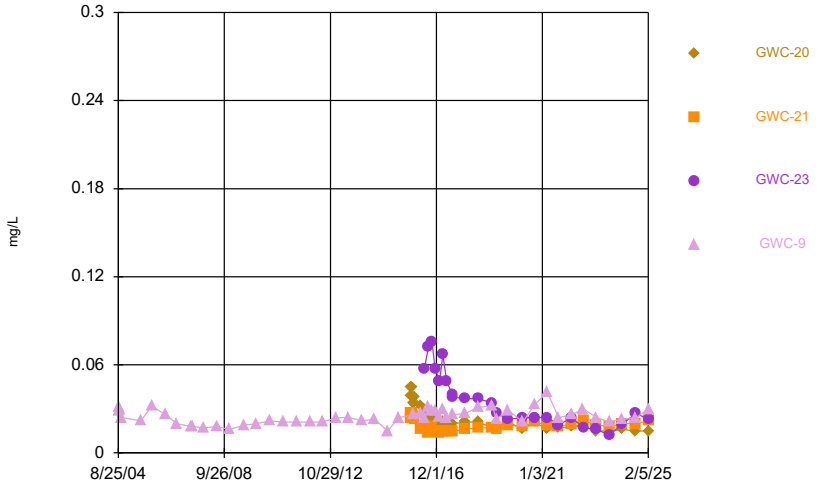

Constituent: Barium Analysis Run 1/8/2026 2:04 PM

Plant McIntosh Client: Southern Company Data: McIntosh LF 4

Sanitas™ v.10.1.03a Software licensed to Groundwater Stats Consulting. UG
Hollow symbols indicate censored values.

Time Series

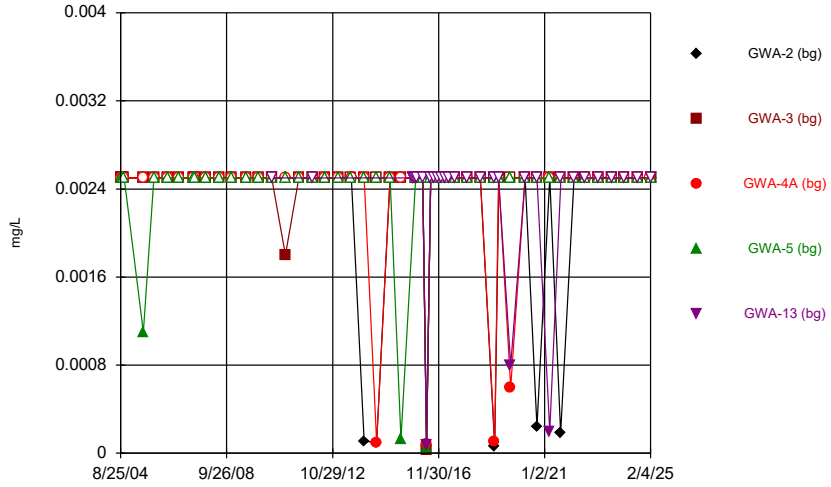

Constituent: Beryllium Analysis Run 1/8/2026 2:04 PM
Plant McIntosh Client: Southern Company Data: McIntosh LF 4

Sanitas™ v.10.1.03a Software licensed to Groundwater Stats Consulting. UG
Hollow symbols indicate censored values.

Time Series

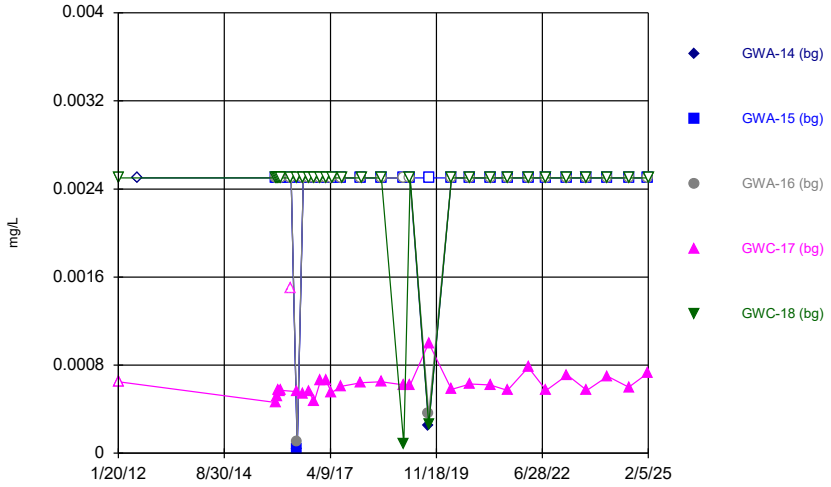

Constituent: Beryllium Analysis Run 1/8/2026 2:04 PM
Plant McIntosh Client: Southern Company Data: McIntosh LF 4

Sanitas™ v.10.1.03a Software licensed to Groundwater Stats Consulting. UG
Hollow symbols indicate censored values.

Time Series

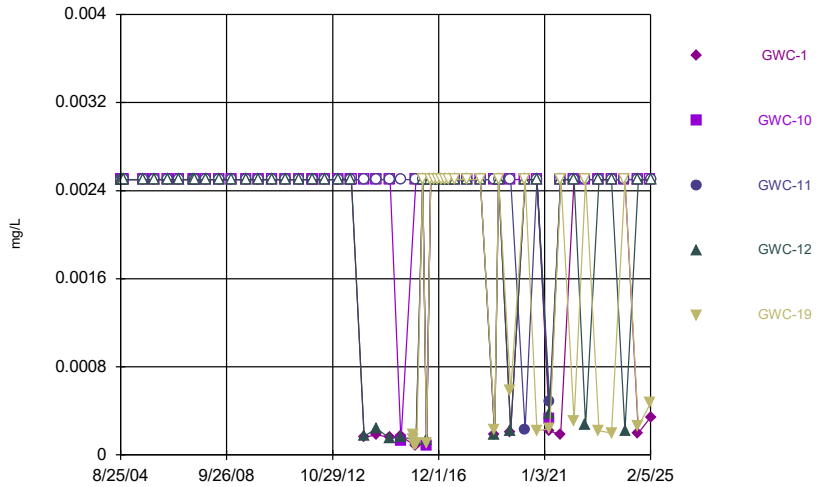

Constituent: Beryllium Analysis Run 1/8/2026 2:04 PM
Plant McIntosh Client: Southern Company Data: McIntosh LF 4

Sanitas™ v.10.1.03a Software licensed to Groundwater Stats Consulting. UG
Hollow symbols indicate censored values.

Time Series

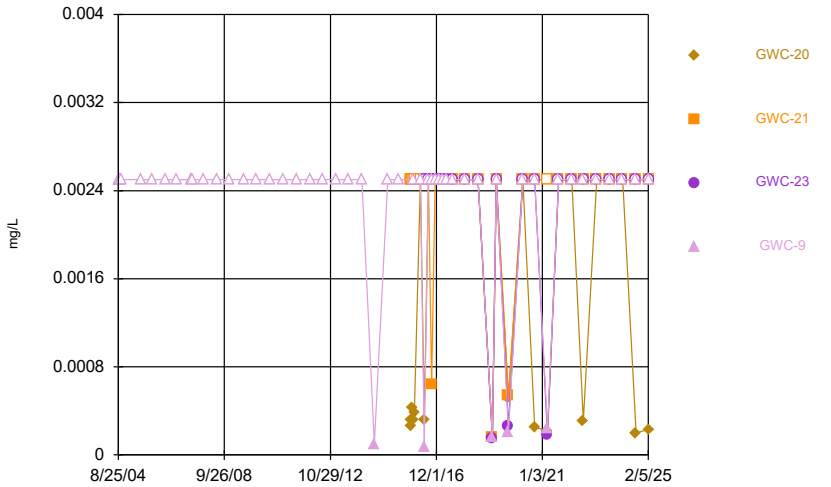

Constituent: Beryllium Analysis Run 1/8/2026 2:04 PM
Plant McIntosh Client: Southern Company Data: McIntosh LF 4

Sanitas™ v.10.1.03a Software licensed to Groundwater Stats Consulting. UG
Hollow symbols indicate censored values.

Time Series

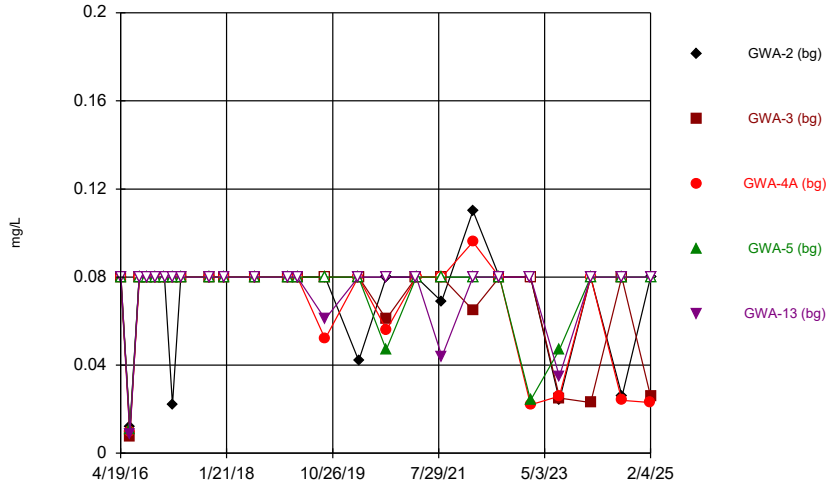

Constituent: Boron Analysis Run 1/8/2026 2:04 PM
Plant McIntosh Client: Southern Company Data: McIntosh LF 4

Sanitas™ v.10.1.03a Software licensed to Groundwater Stats Consulting. UG
Hollow symbols indicate censored values.

Time Series

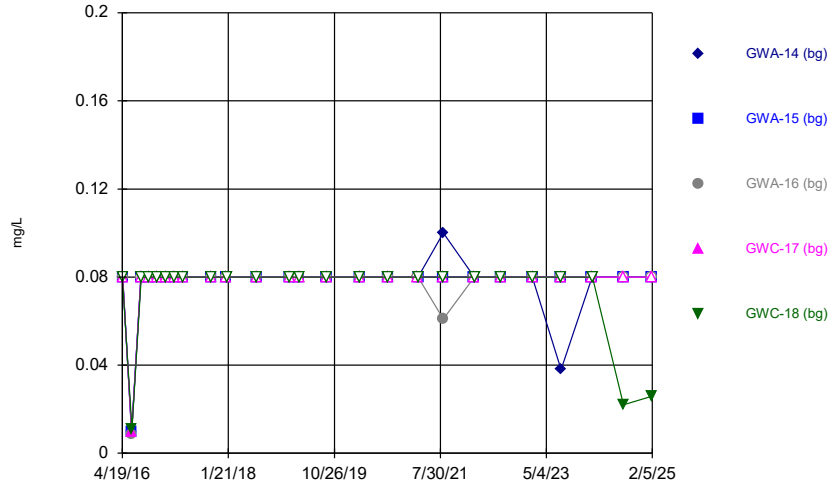

Constituent: Boron Analysis Run 1/8/2026 2:04 PM
Plant McIntosh Client: Southern Company Data: McIntosh LF 4

Sanitas™ v.10.1.03a Software licensed to Groundwater Stats Consulting. UG
Hollow symbols indicate censored values.

Time Series

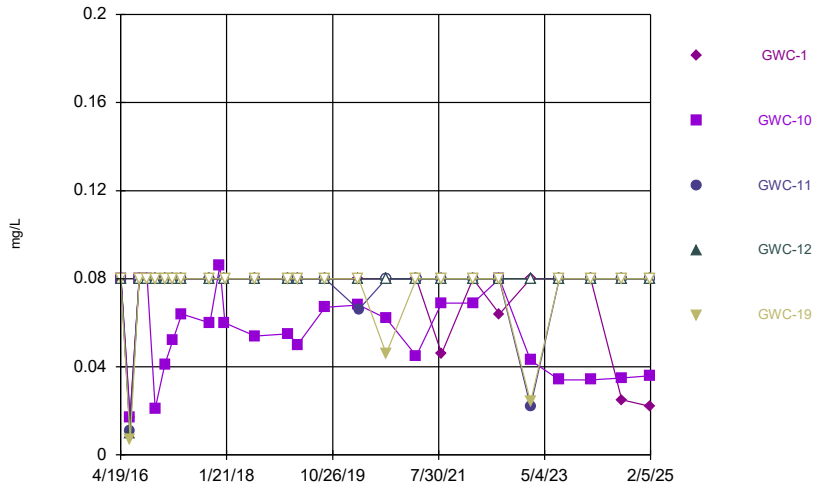

Constituent: Boron Analysis Run 1/8/2026 2:04 PM
Plant McIntosh Client: Southern Company Data: McIntosh LF 4

Sanitas™ v.10.1.03a Software licensed to Groundwater Stats Consulting. UG
Hollow symbols indicate censored values.

Time Series

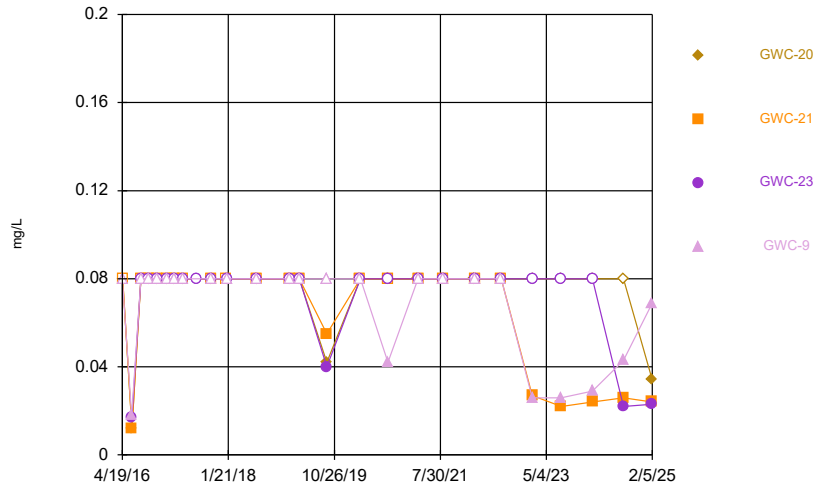

Constituent: Boron Analysis Run 1/8/2026 2:04 PM
Plant McIntosh Client: Southern Company Data: McIntosh LF 4

Sanitas™ v.10.1.03a Software licensed to Groundwater Stats Consulting. UG
Hollow symbols indicate censored values.

Time Series

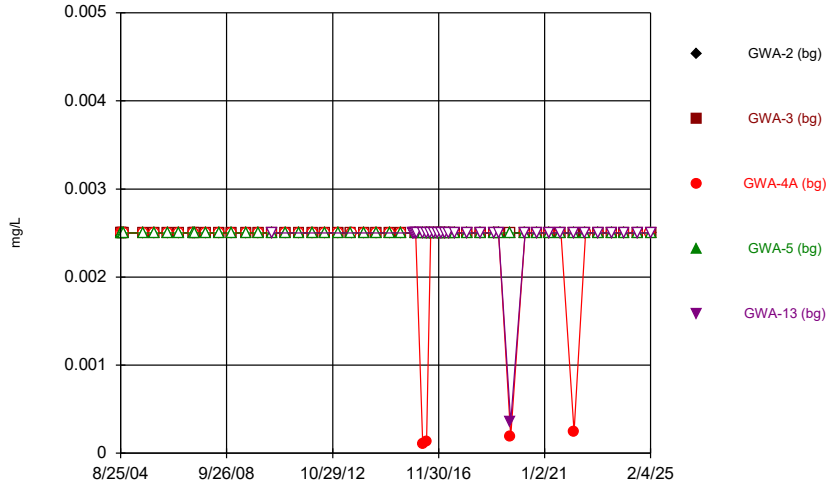

Constituent: Cadmium Analysis Run 1/8/2026 2:04 PM
Plant McIntosh Client: Southern Company Data: McIntosh LF 4

Sanitas™ v.10.1.03a Software licensed to Groundwater Stats Consulting. UG
Hollow symbols indicate censored values.

Time Series

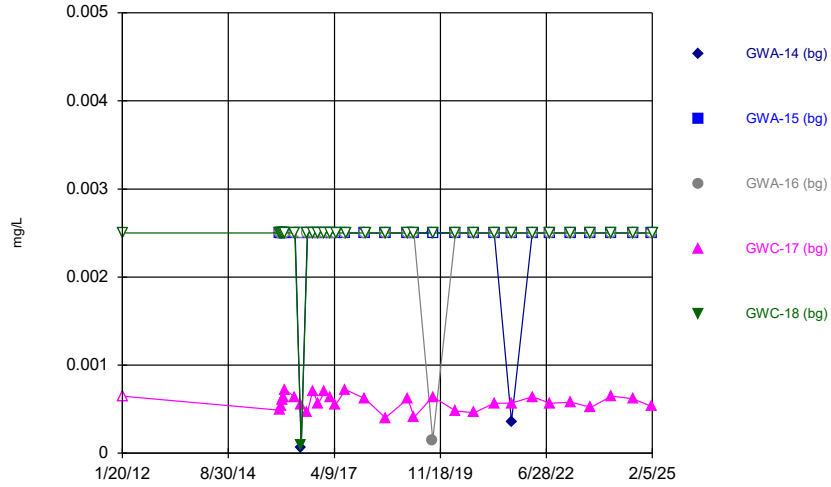

Constituent: Cadmium Analysis Run 1/8/2026 2:04 PM
Plant McIntosh Client: Southern Company Data: McIntosh LF 4

Sanitas™ v.10.1.03a Software licensed to Groundwater Stats Consulting. UG
Hollow symbols indicate censored values.

Time Series

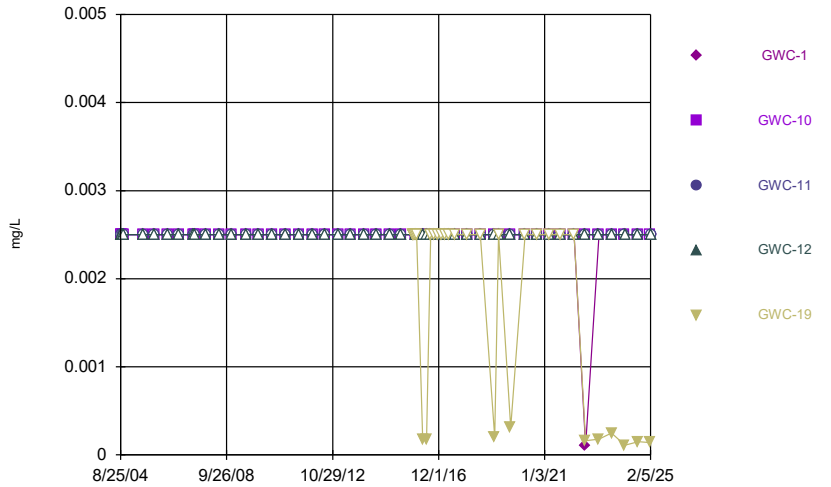

Constituent: Cadmium Analysis Run 1/8/2026 2:04 PM
Plant McIntosh Client: Southern Company Data: McIntosh LF 4

Sanitas™ v.10.1.03a Software licensed to Groundwater Stats Consulting. UG
Hollow symbols indicate censored values.

Time Series

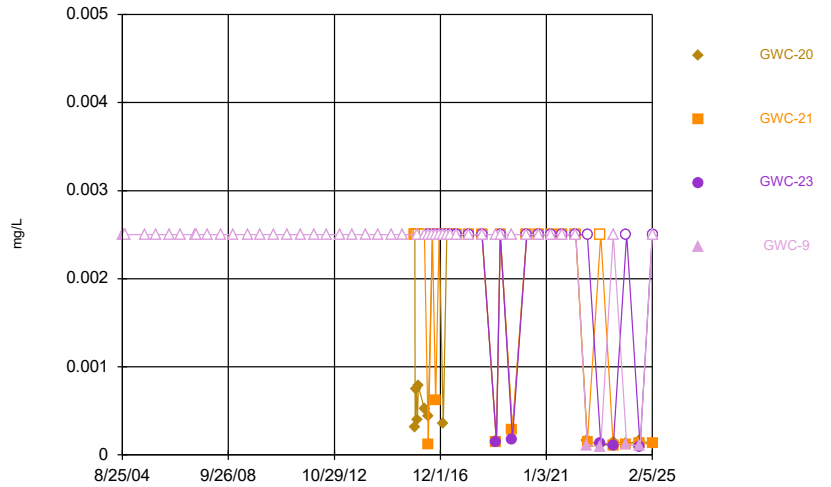

Constituent: Cadmium Analysis Run 1/8/2026 2:04 PM
Plant McIntosh Client: Southern Company Data: McIntosh LF 4

Sanitas™ v.10.1.03a Software licensed to Groundwater Stats Consulting. UG

Time Series

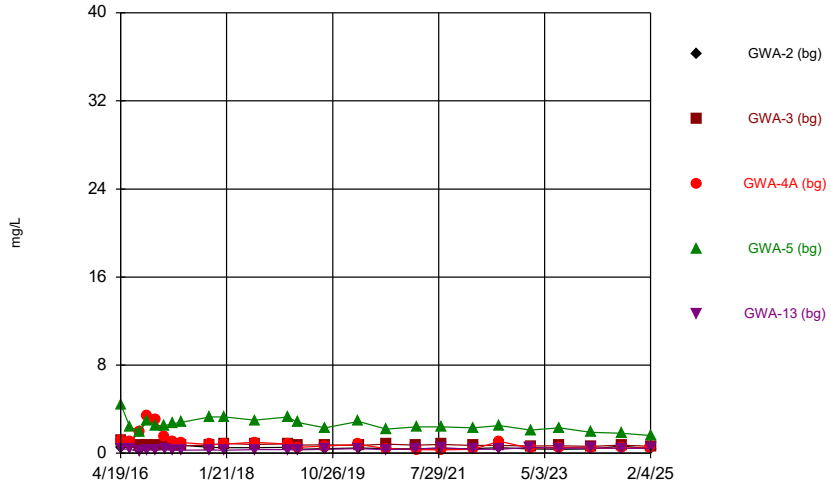

Constituent: Calcium Analysis Run 1/8/2026 2:04 PM

Plant McIntosh Client: Southern Company Data: McIntosh LF 4

Sanitas™ v.10.1.03a Software licensed to Groundwater Stats Consulting. UG

Time Series

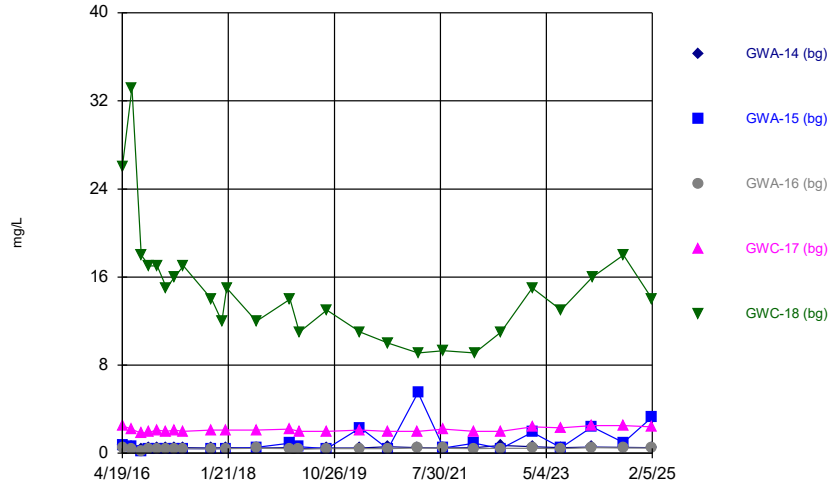

Constituent: Calcium Analysis Run 1/8/2026 2:04 PM

Plant McIntosh Client: Southern Company Data: McIntosh LF 4

Sanitas™ v.10.1.03a Software licensed to Groundwater Stats Consulting. UG

Time Series

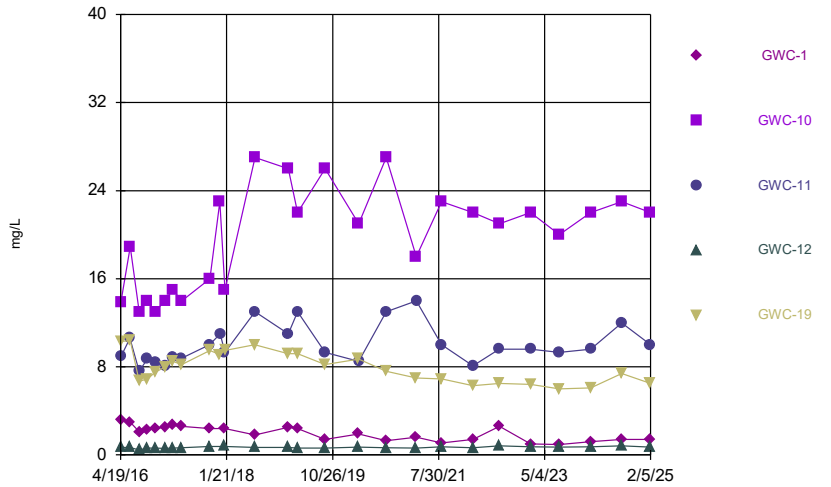

Constituent: Calcium Analysis Run 1/8/2026 2:04 PM

Plant McIntosh Client: Southern Company Data: McIntosh LF 4

Sanitas™ v.10.1.03a Software licensed to Groundwater Stats Consulting. UG

Time Series

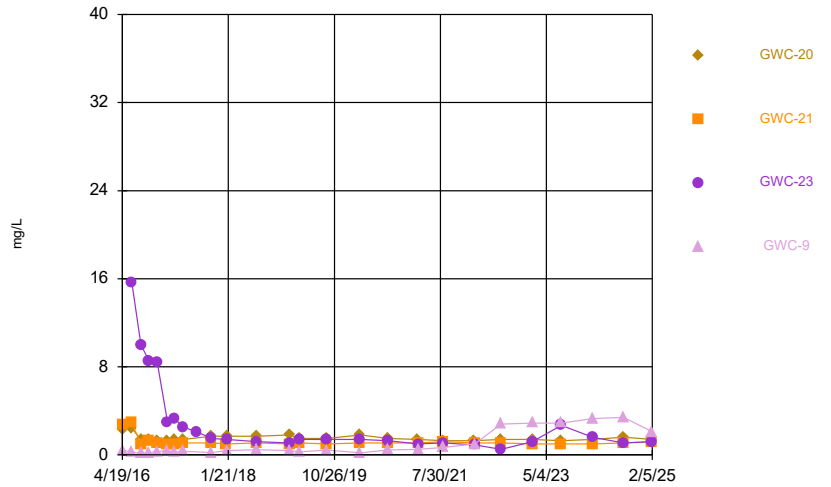

Constituent: Calcium Analysis Run 1/8/2026 2:04 PM

Plant McIntosh Client: Southern Company Data: McIntosh LF 4

Sanitas™ v.10.1.03a Software licensed to Groundwater Stats Consulting. UG

Time Series

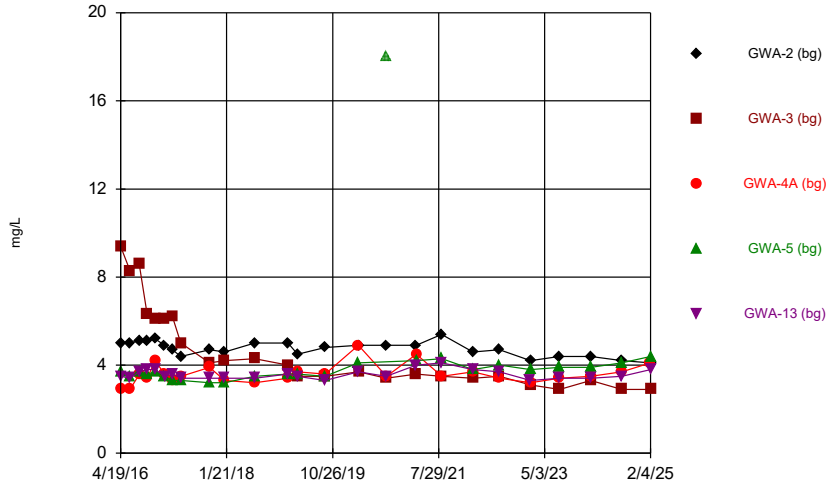

Constituent: Chloride Analysis Run 1/8/2026 2:04 PM

Plant McIntosh Client: Southern Company Data: McIntosh LF 4

Sanitas™ v.10.1.03a Software licensed to Groundwater Stats Consulting. UG

Time Series

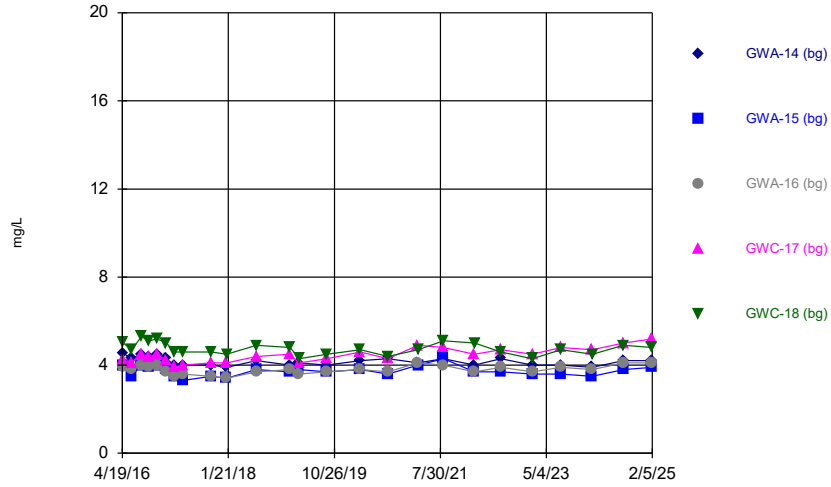

Constituent: Chloride Analysis Run 1/8/2026 2:04 PM

Plant McIntosh Client: Southern Company Data: McIntosh LF 4

Sanitas™ v.10.1.03a Software licensed to Groundwater Stats Consulting. UG

Time Series

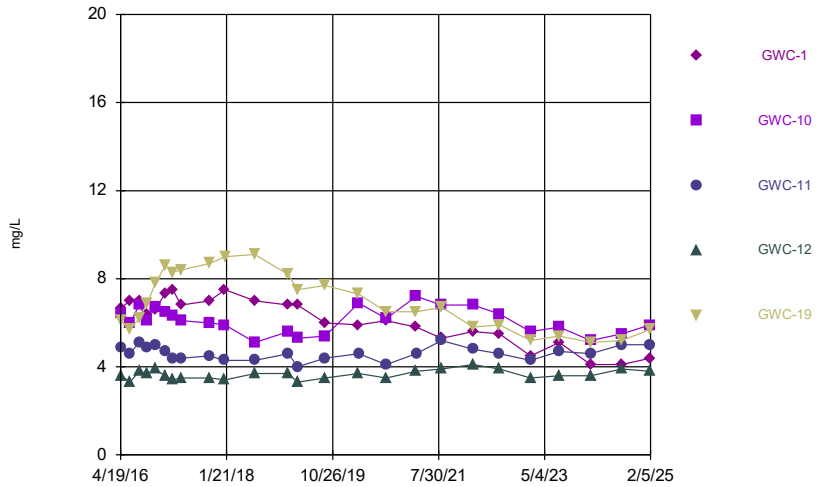

Constituent: Chloride Analysis Run 1/8/2026 2:04 PM

Plant McIntosh Client: Southern Company Data: McIntosh LF 4

Sanitas™ v.10.1.03a Software licensed to Groundwater Stats Consulting. UG

Time Series

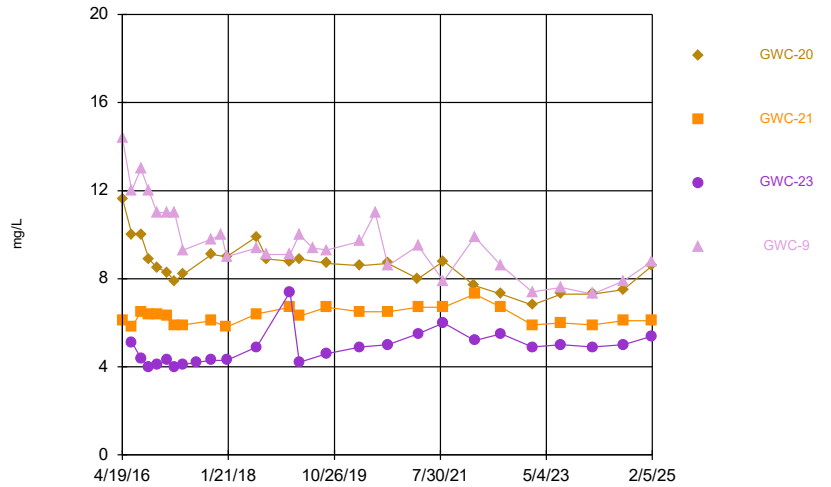

Constituent: Chloride Analysis Run 1/8/2026 2:04 PM

Plant McIntosh Client: Southern Company Data: McIntosh LF 4

Sanitas™ v.10.1.03a Software licensed to Groundwater Stats Consulting. UG
Hollow symbols indicate censored values.

Time Series

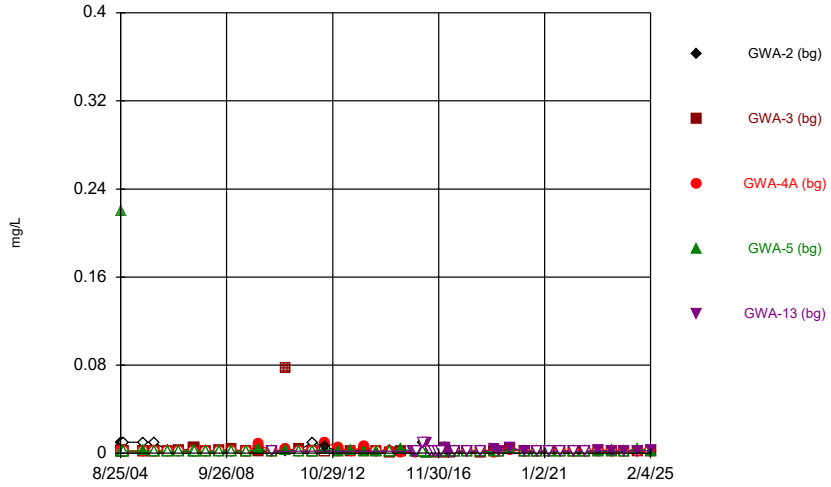

Constituent: Chromium Analysis Run 1/8/2026 2:04 PM
Plant McIntosh Client: Southern Company Data: McIntosh LF 4

Sanitas™ v.10.1.03a Software licensed to Groundwater Stats Consulting. UG
Hollow symbols indicate censored values.

Time Series

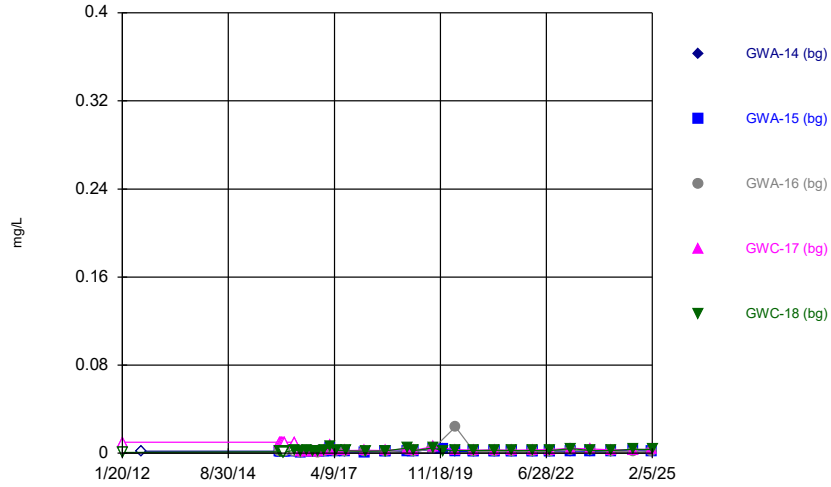

Constituent: Chromium Analysis Run 1/8/2026 2:04 PM
Plant McIntosh Client: Southern Company Data: McIntosh LF 4

Sanitas™ v.10.1.03a Software licensed to Groundwater Stats Consulting. UG
Hollow symbols indicate censored values.

Time Series

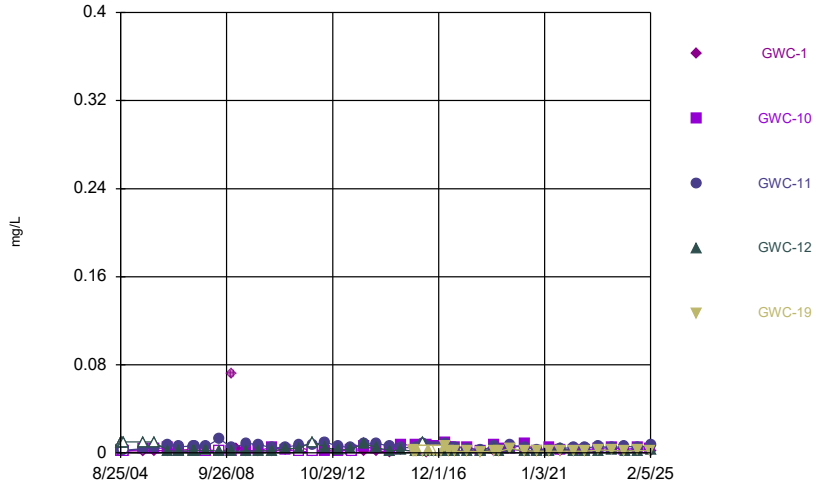

Constituent: Chromium Analysis Run 1/8/2026 2:04 PM
Plant McIntosh Client: Southern Company Data: McIntosh LF 4

Sanitas™ v.10.1.03a Software licensed to Groundwater Stats Consulting. UG
Hollow symbols indicate censored values.

Time Series

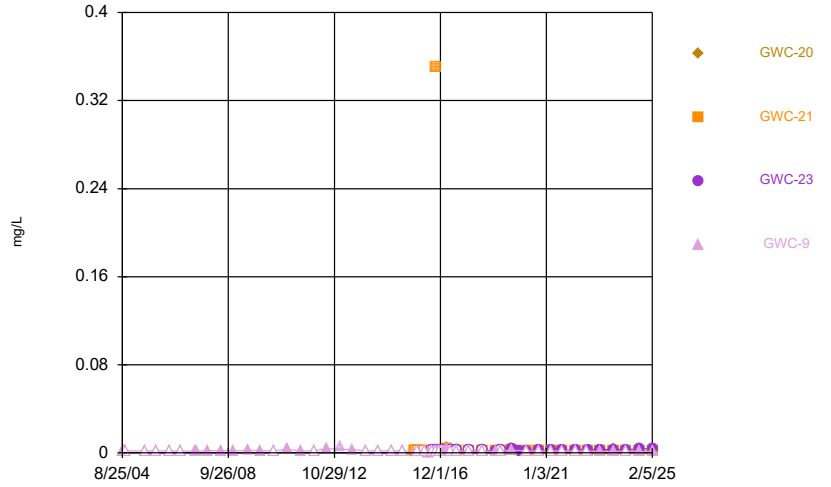

Constituent: Chromium Analysis Run 1/8/2026 2:04 PM
Plant McIntosh Client: Southern Company Data: McIntosh LF 4

Sanitas™ v.10.1.03a Software licensed to Groundwater Stats Consulting. UG
Hollow symbols indicate censored values.

Time Series

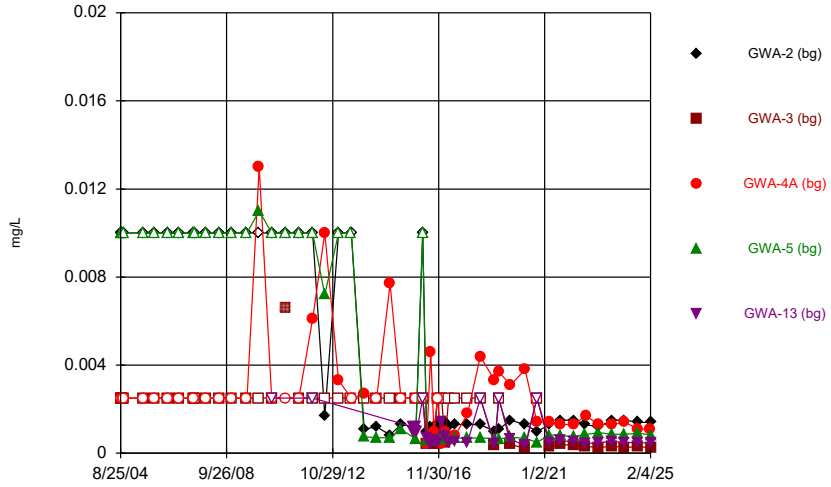

Constituent: Cobalt Analysis Run 1/8/2026 2:04 PM
Plant McIntosh Client: Southern Company Data: McIntosh LF 4

Sanitas™ v.10.1.03a Software licensed to Groundwater Stats Consulting. UG
Hollow symbols indicate censored values.

Time Series

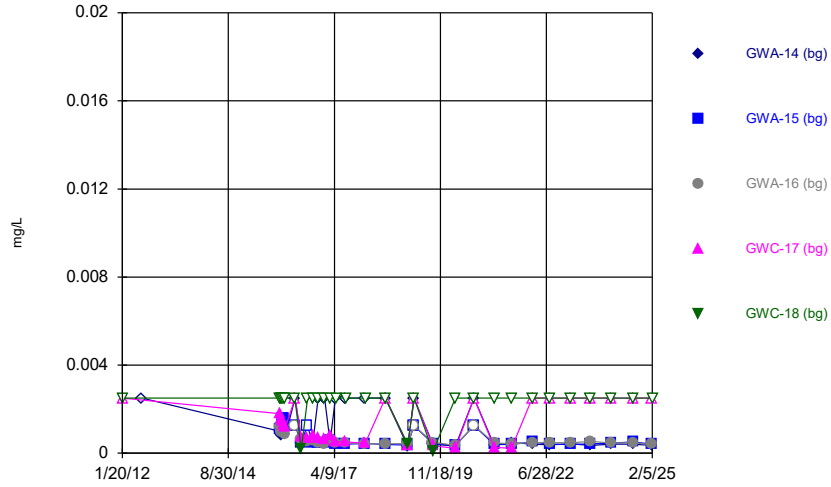

Constituent: Cobalt Analysis Run 1/8/2026 2:04 PM
Plant McIntosh Client: Southern Company Data: McIntosh LF 4

Sanitas™ v.10.1.03a Software licensed to Groundwater Stats Consulting. UG
Hollow symbols indicate censored values.

Time Series

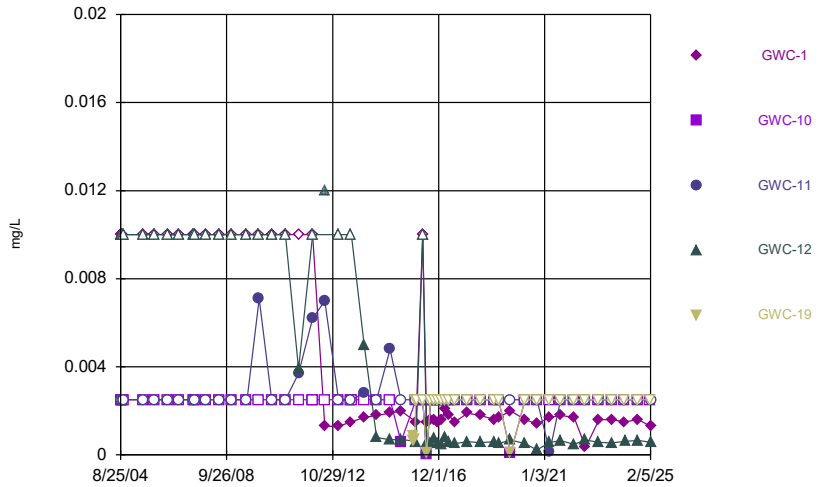

Constituent: Cobalt Analysis Run 1/8/2026 2:04 PM
Plant McIntosh Client: Southern Company Data: McIntosh LF 4

Sanitas™ v.10.1.03a Software licensed to Groundwater Stats Consulting. UG
Hollow symbols indicate censored values.

Time Series

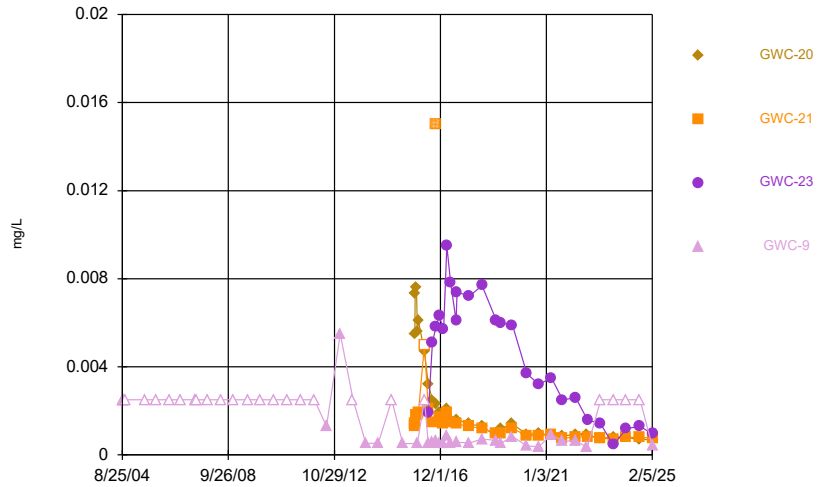

Constituent: Cobalt Analysis Run 1/8/2026 2:04 PM
Plant McIntosh Client: Southern Company Data: McIntosh LF 4

Sanitas™ v.10.1.03a Software licensed to Groundwater Stats Consulting. UG
Hollow symbols indicate censored values.

Time Series

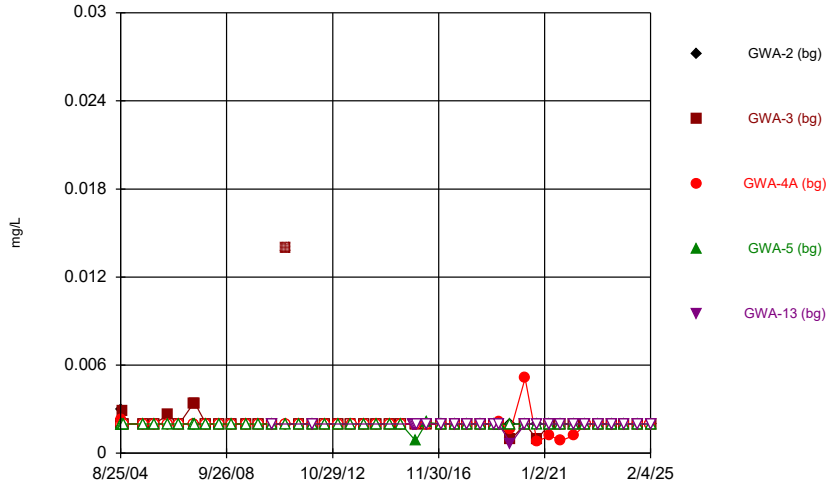

Constituent: Copper Analysis Run 1/8/2026 2:04 PM
Plant McIntosh Client: Southern Company Data: McIntosh LF 4

Sanitas™ v.10.1.03a Software licensed to Groundwater Stats Consulting. UG
Hollow symbols indicate censored values.

Time Series

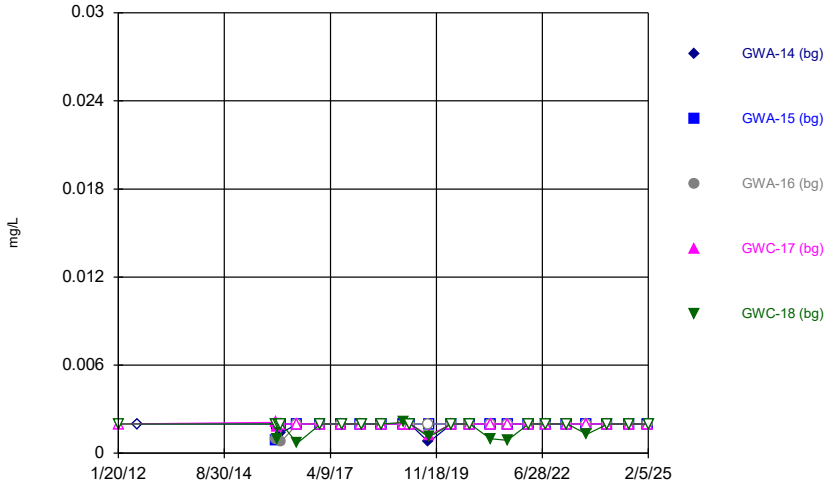

Constituent: Copper Analysis Run 1/8/2026 2:04 PM
Plant McIntosh Client: Southern Company Data: McIntosh LF 4

Sanitas™ v.10.1.03a Software licensed to Groundwater Stats Consulting. UG
Hollow symbols indicate censored values.

Time Series

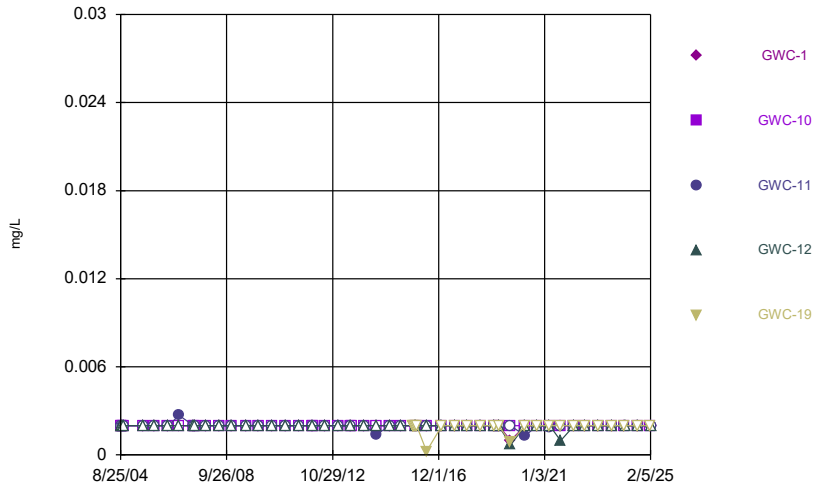

Constituent: Copper Analysis Run 1/8/2026 2:04 PM
Plant McIntosh Client: Southern Company Data: McIntosh LF 4

Sanitas™ v.10.1.03a Software licensed to Groundwater Stats Consulting. UG
Hollow symbols indicate censored values.

Time Series

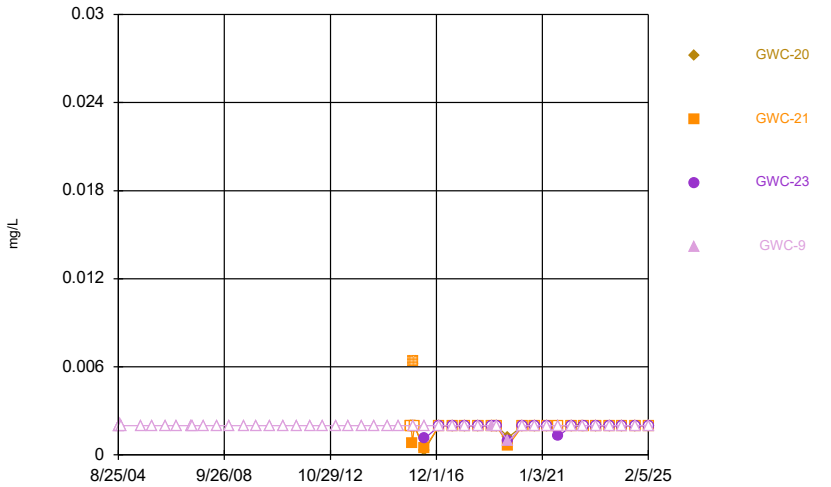

Constituent: Copper Analysis Run 1/8/2026 2:04 PM
Plant McIntosh Client: Southern Company Data: McIntosh LF 4

Sanitas™ v.10.1.03a Software licensed to Groundwater Stats Consulting. UG
Hollow symbols indicate censored values.

Time Series

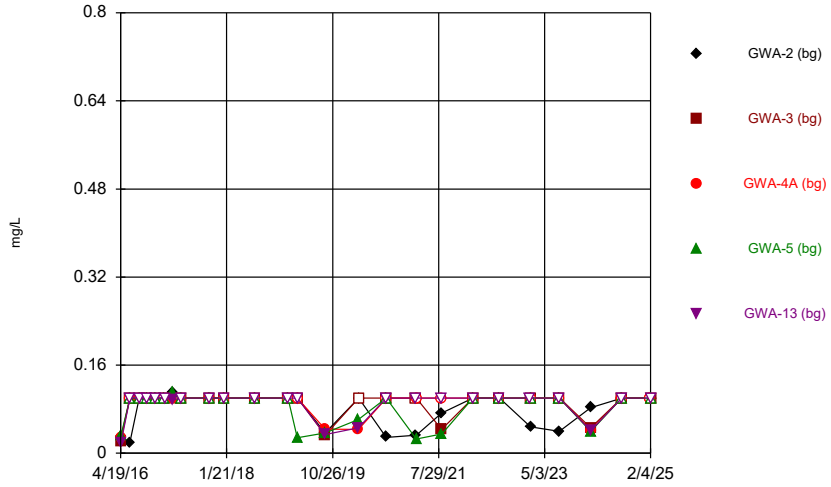

Constituent: Fluoride Analysis Run 1/8/2026 2:04 PM
Plant McIntosh Client: Southern Company Data: McIntosh LF 4

Sanitas™ v.10.1.03a Software licensed to Groundwater Stats Consulting. UG
Hollow symbols indicate censored values.

Time Series

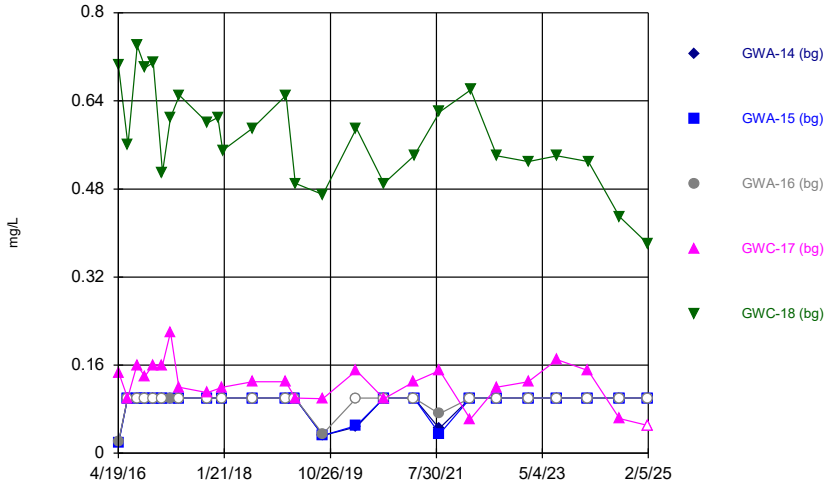

Constituent: Fluoride Analysis Run 1/8/2026 2:04 PM
Plant McIntosh Client: Southern Company Data: McIntosh LF 4

Sanitas™ v.10.1.03a Software licensed to Groundwater Stats Consulting. UG
Hollow symbols indicate censored values.

Time Series

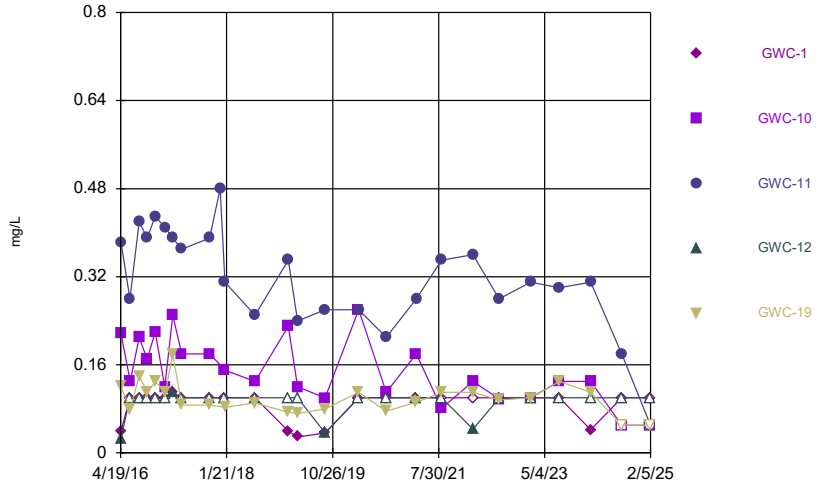

Constituent: Fluoride Analysis Run 1/8/2026 2:04 PM
Plant McIntosh Client: Southern Company Data: McIntosh LF 4

Sanitas™ v.10.1.03a Software licensed to Groundwater Stats Consulting. UG
Hollow symbols indicate censored values.

Time Series

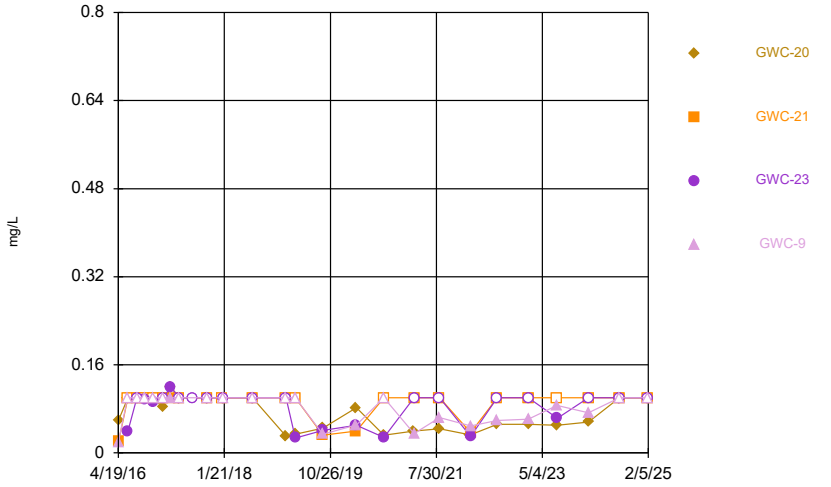

Constituent: Fluoride Analysis Run 1/8/2026 2:04 PM
Plant McIntosh Client: Southern Company Data: McIntosh LF 4

Sanitas™ v.10.1.03a Software licensed to Groundwater Stats Consulting. UG
Hollow symbols indicate censored values.

Time Series

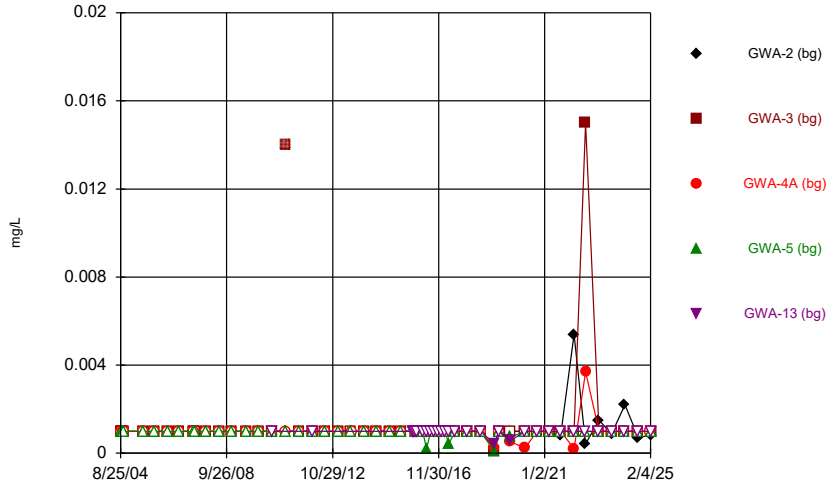

Constituent: Lead Analysis Run 1/8/2026 2:04 PM
Plant McIntosh Client: Southern Company Data: McIntosh LF 4

Sanitas™ v.10.1.03a Software licensed to Groundwater Stats Consulting. UG
Hollow symbols indicate censored values.

Time Series

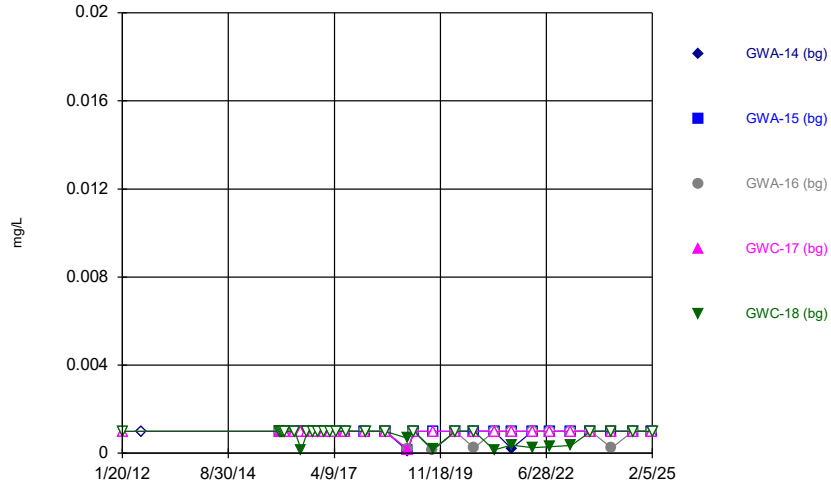

Constituent: Lead Analysis Run 1/8/2026 2:04 PM
Plant McIntosh Client: Southern Company Data: McIntosh LF 4

Sanitas™ v.10.1.03a Software licensed to Groundwater Stats Consulting. UG
Hollow symbols indicate censored values.

Time Series

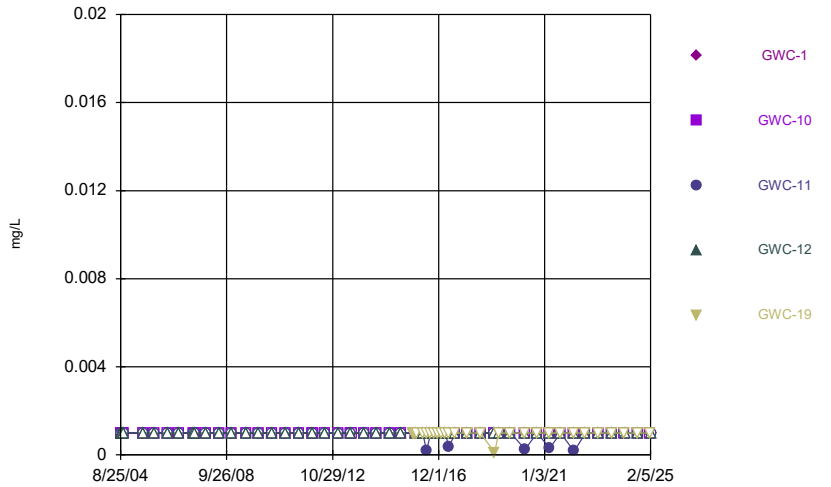

Constituent: Lead Analysis Run 1/8/2026 2:04 PM
Plant McIntosh Client: Southern Company Data: McIntosh LF 4

Sanitas™ v.10.1.03a Software licensed to Groundwater Stats Consulting. UG
Hollow symbols indicate censored values.

Time Series

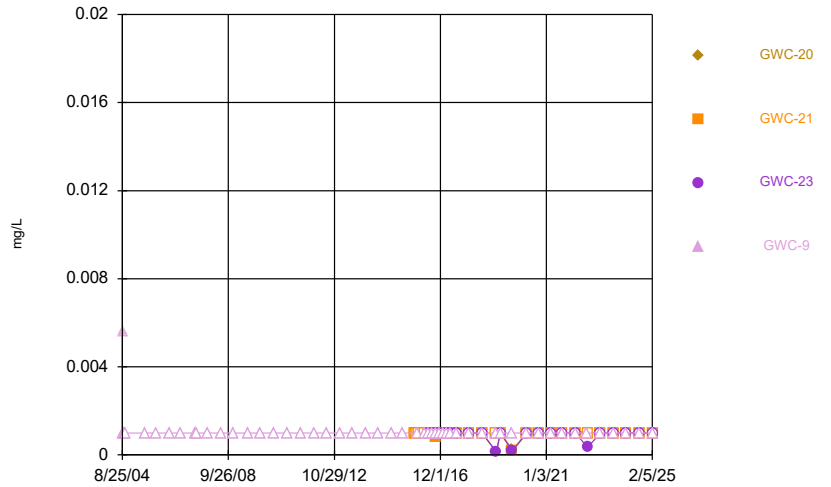

Constituent: Lead Analysis Run 1/8/2026 2:04 PM
Plant McIntosh Client: Southern Company Data: McIntosh LF 4

Sanitas™ v.10.1.03a Software licensed to Groundwater Stats Consulting. UG
Hollow symbols indicate censored values.

Time Series

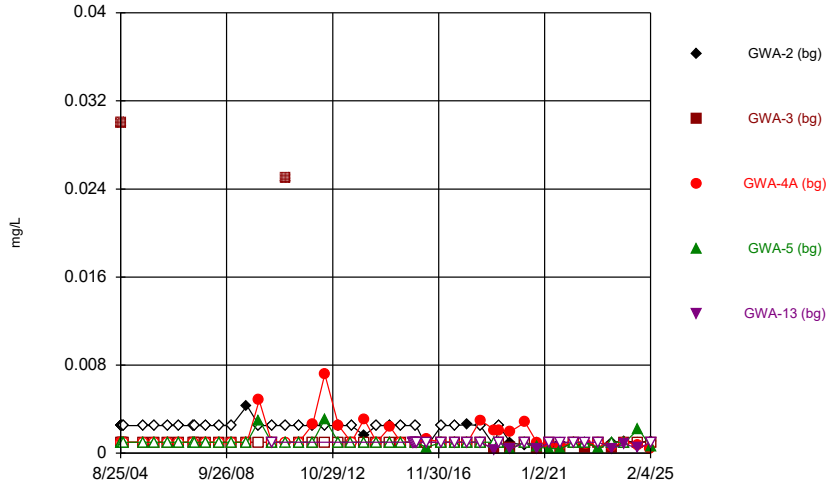

Constituent: Nickel Analysis Run 1/8/2026 2:04 PM
Plant McIntosh Client: Southern Company Data: McIntosh LF 4

Sanitas™ v.10.1.03a Software licensed to Groundwater Stats Consulting. UG
Hollow symbols indicate censored values.

Time Series

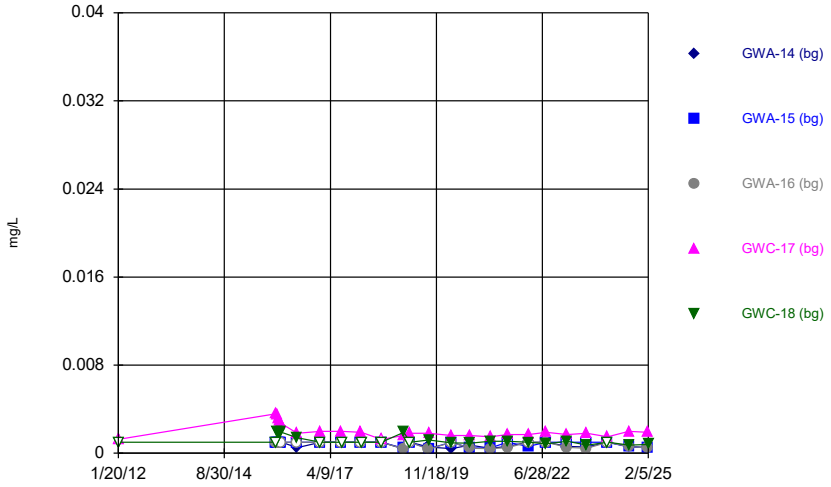

Constituent: Nickel Analysis Run 1/8/2026 2:04 PM
Plant McIntosh Client: Southern Company Data: McIntosh LF 4

Sanitas™ v.10.1.03a Software licensed to Groundwater Stats Consulting. UG
Hollow symbols indicate censored values.

Time Series

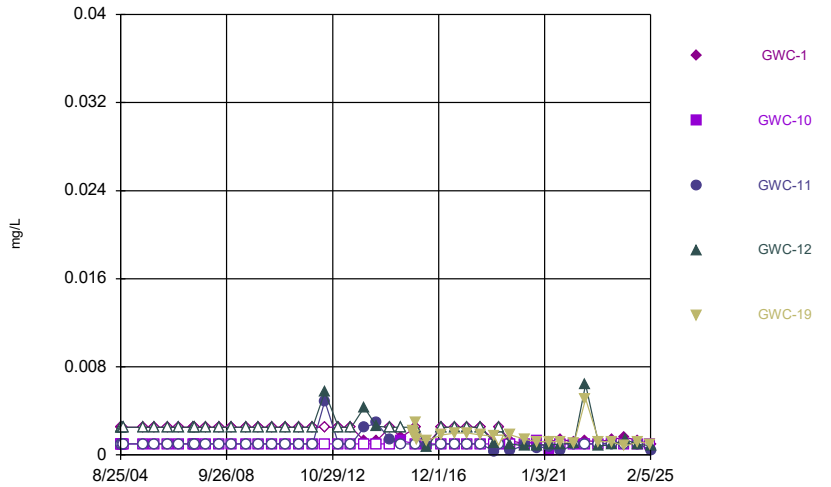

Constituent: Nickel Analysis Run 1/8/2026 2:04 PM
Plant McIntosh Client: Southern Company Data: McIntosh LF 4

Sanitas™ v.10.1.03a Software licensed to Groundwater Stats Consulting. UG
Hollow symbols indicate censored values.

Time Series

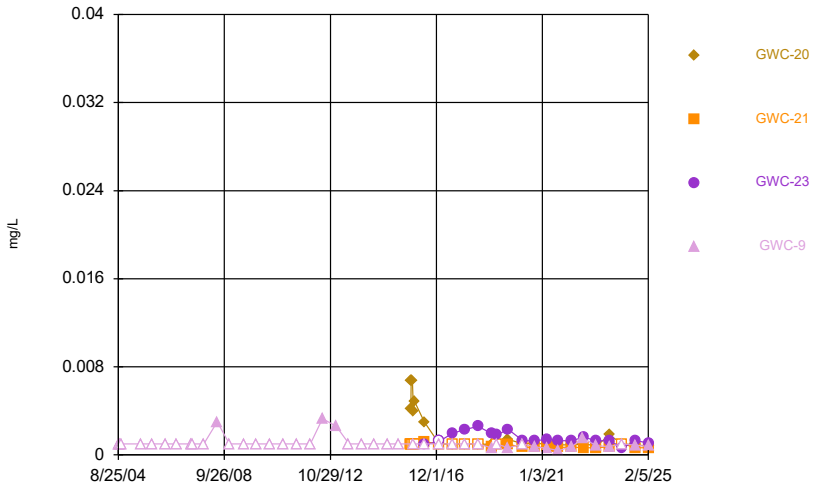

Constituent: Nickel Analysis Run 1/8/2026 2:04 PM
Plant McIntosh Client: Southern Company Data: McIntosh LF 4

Sanitas™ v.10.1.03a Software licensed to Groundwater Stats Consulting. UG

Time Series

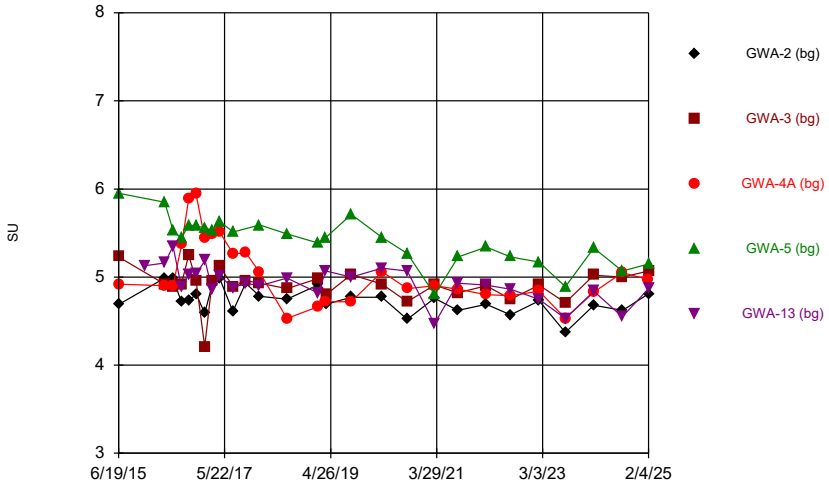

Constituent: pH, Field Analysis Run 1/8/2026 2:05 PM

Plant McIntosh Client: Southern Company Data: McIntosh LF 4

Sanitas™ v.10.1.03a Software licensed to Groundwater Stats Consulting. UG

Time Series

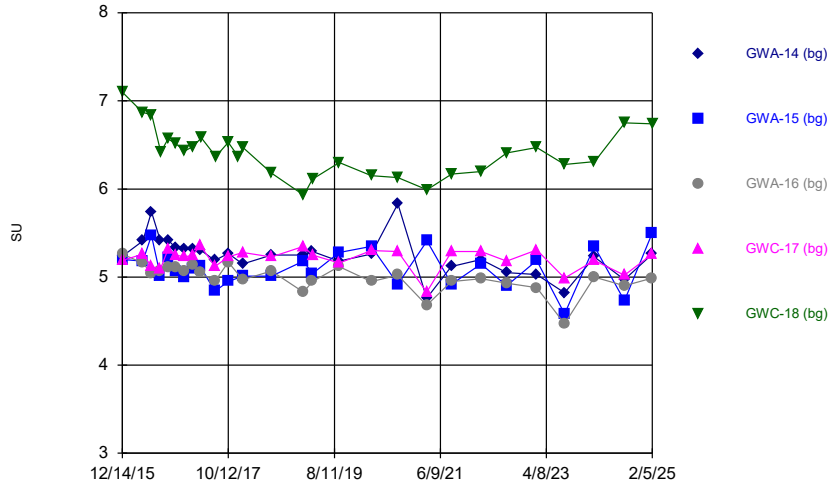

Constituent: pH, Field Analysis Run 1/8/2026 2:05 PM

Plant McIntosh Client: Southern Company Data: McIntosh LF 4

Sanitas™ v.10.1.03a Software licensed to Groundwater Stats Consulting. UG

Time Series

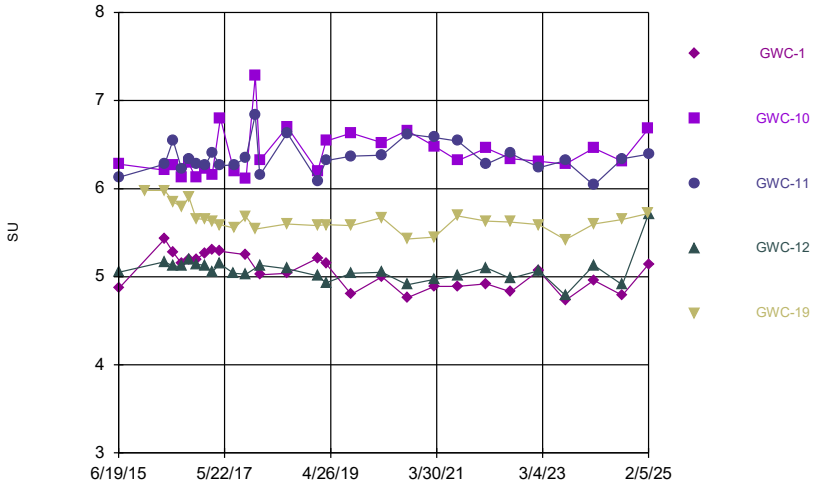

Constituent: pH, Field Analysis Run 1/8/2026 2:05 PM

Plant McIntosh Client: Southern Company Data: McIntosh LF 4

Sanitas™ v.10.1.03a Software licensed to Groundwater Stats Consulting. UG

Time Series

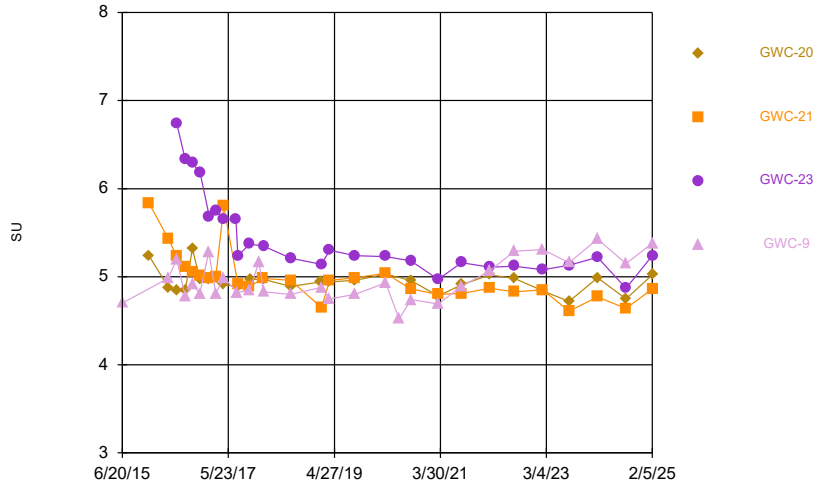

Constituent: pH, Field Analysis Run 1/8/2026 2:05 PM

Plant McIntosh Client: Southern Company Data: McIntosh LF 4

Sanitas™ v.10.1.03a Software licensed to Groundwater Stats Consulting. UG
Hollow symbols indicate censored values.

Time Series

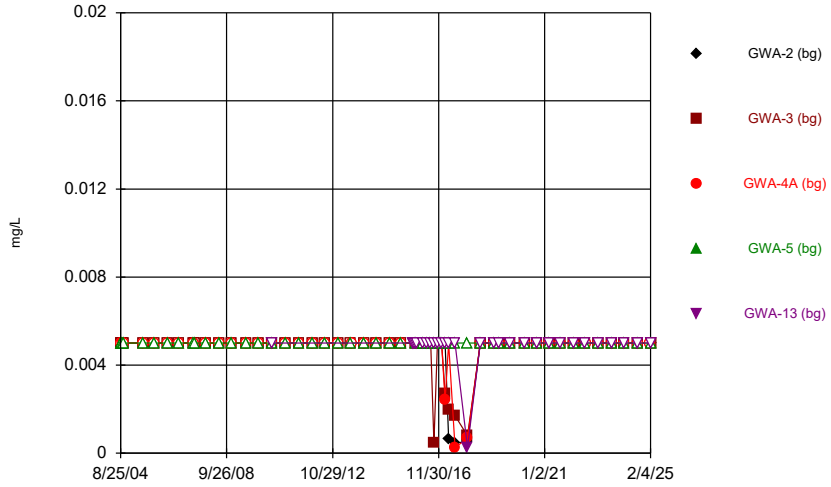

Constituent: Selenium Analysis Run 1/8/2026 2:05 PM
Plant McIntosh Client: Southern Company Data: McIntosh LF 4

Sanitas™ v.10.1.03a Software licensed to Groundwater Stats Consulting. UG
Hollow symbols indicate censored values.

Time Series

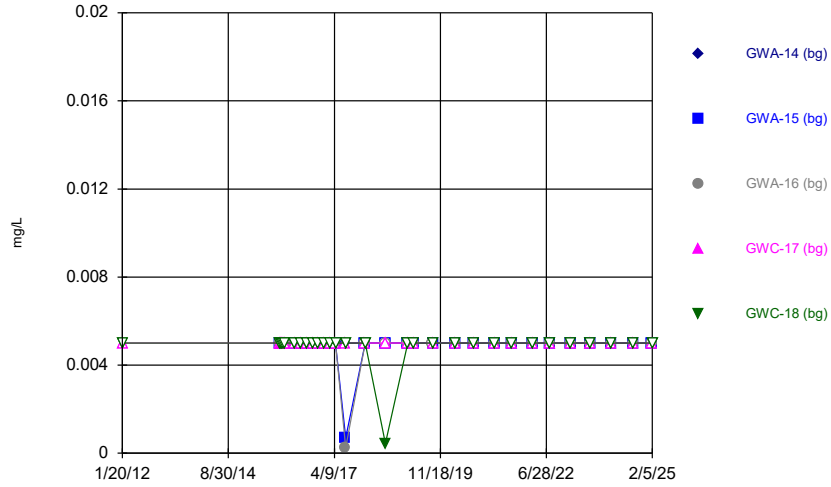

Constituent: Selenium Analysis Run 1/8/2026 2:05 PM
Plant McIntosh Client: Southern Company Data: McIntosh LF 4

Sanitas™ v.10.1.03a Software licensed to Groundwater Stats Consulting. UG
Hollow symbols indicate censored values.

Time Series

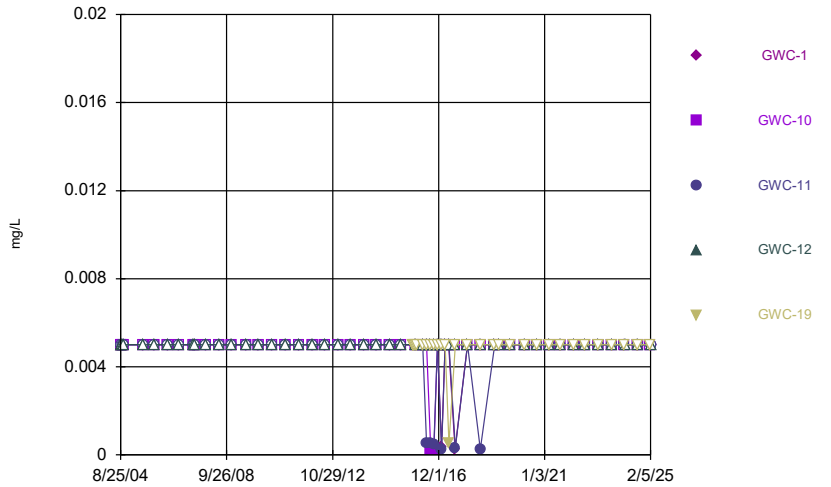

Constituent: Selenium Analysis Run 1/8/2026 2:05 PM
Plant McIntosh Client: Southern Company Data: McIntosh LF 4

Sanitas™ v.10.1.03a Software licensed to Groundwater Stats Consulting. UG
Hollow symbols indicate censored values.

Time Series

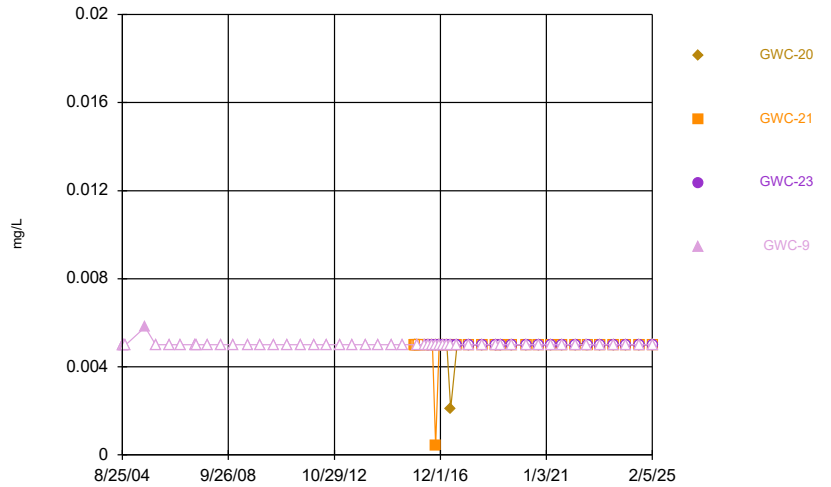

Constituent: Selenium Analysis Run 1/8/2026 2:05 PM
Plant McIntosh Client: Southern Company Data: McIntosh LF 4

Sanitas™ v.10.1.03a Software licensed to Groundwater Stats Consulting. UG
Hollow symbols indicate censored values.

Time Series

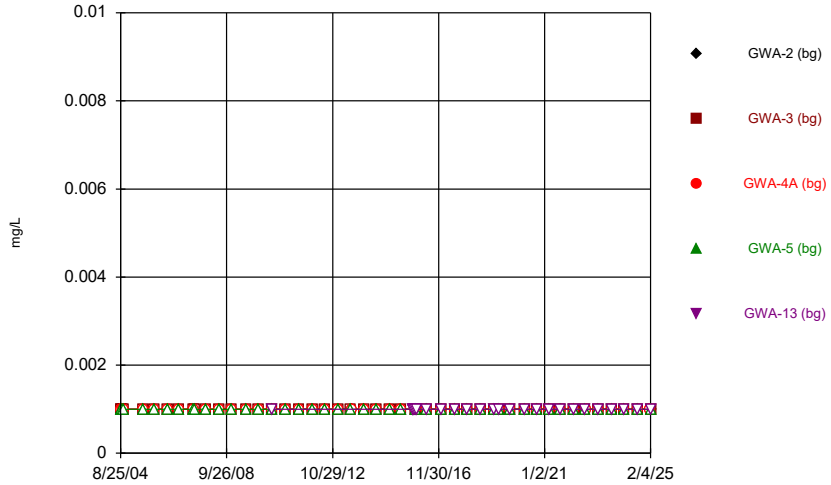

Constituent: Silver Analysis Run 1/8/2026 2:05 PM
Plant McIntosh Client: Southern Company Data: McIntosh LF 4

Sanitas™ v.10.1.03a Software licensed to Groundwater Stats Consulting. UG
Hollow symbols indicate censored values.

Time Series

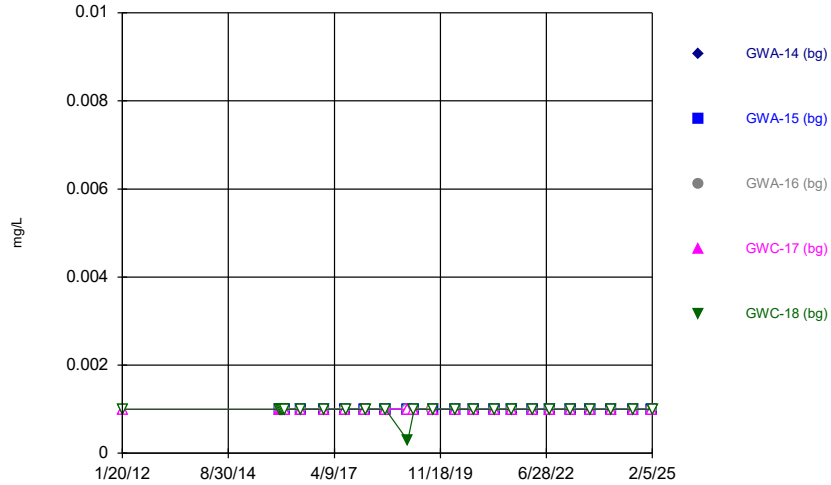

Constituent: Silver Analysis Run 1/8/2026 2:05 PM
Plant McIntosh Client: Southern Company Data: McIntosh LF 4

Sanitas™ v.10.1.03a Software licensed to Groundwater Stats Consulting. UG
Hollow symbols indicate censored values.

Time Series

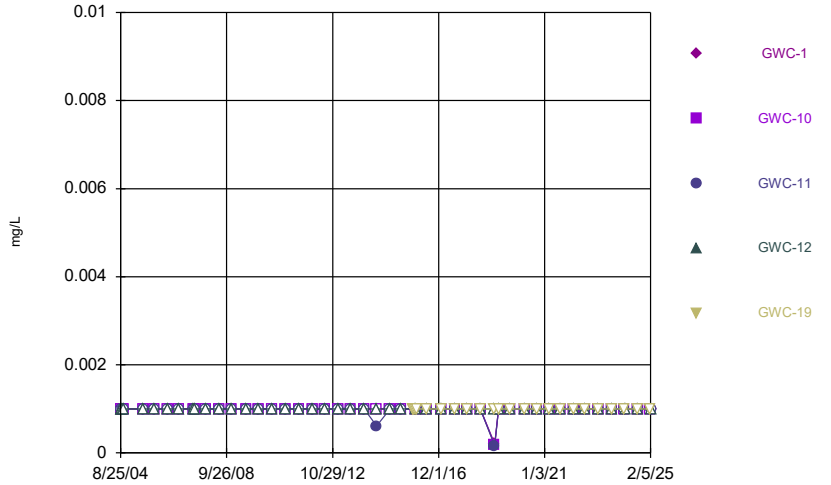

Constituent: Silver Analysis Run 1/8/2026 2:05 PM
Plant McIntosh Client: Southern Company Data: McIntosh LF 4

Sanitas™ v.10.1.03a Software licensed to Groundwater Stats Consulting. UG
Hollow symbols indicate censored values.

Time Series

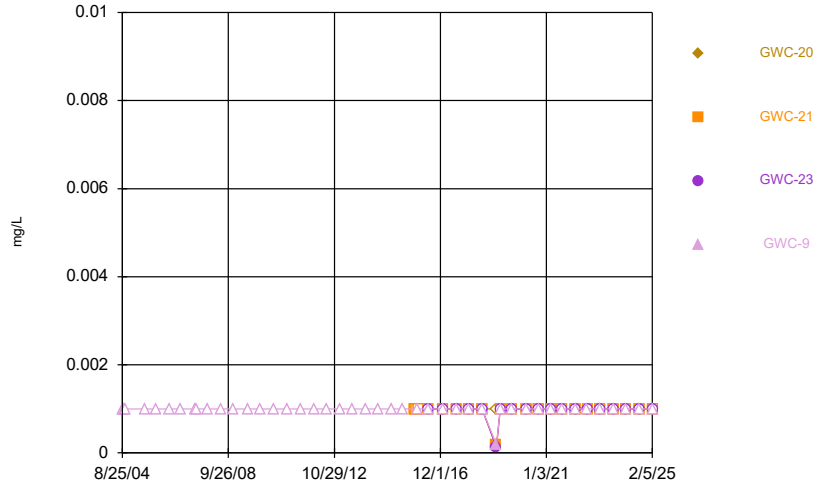

Constituent: Silver Analysis Run 1/8/2026 2:05 PM
Plant McIntosh Client: Southern Company Data: McIntosh LF 4

Sanitas™ v.10.1.03a Software licensed to Groundwater Stats Consulting. UG
Hollow symbols indicate censored values.

Time Series

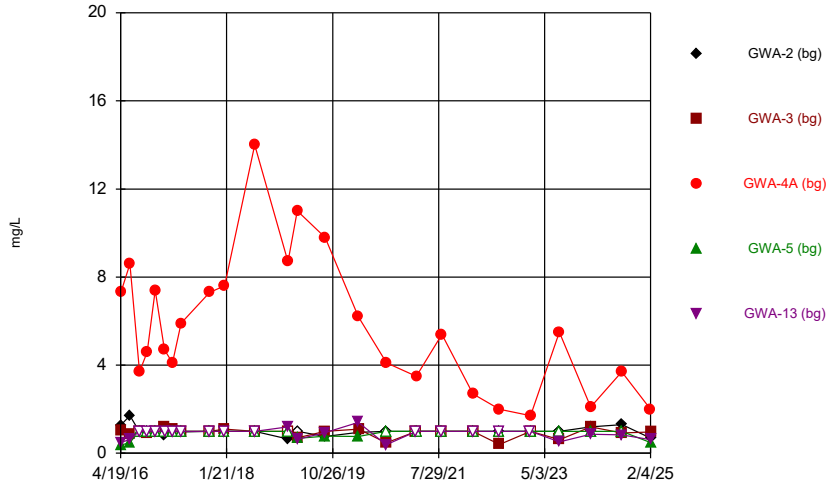

Constituent: Sulfate Analysis Run 1/8/2026 2:05 PM
Plant McIntosh Client: Southern Company Data: McIntosh LF 4

Sanitas™ v.10.1.03a Software licensed to Groundwater Stats Consulting. UG
Hollow symbols indicate censored values.

Time Series

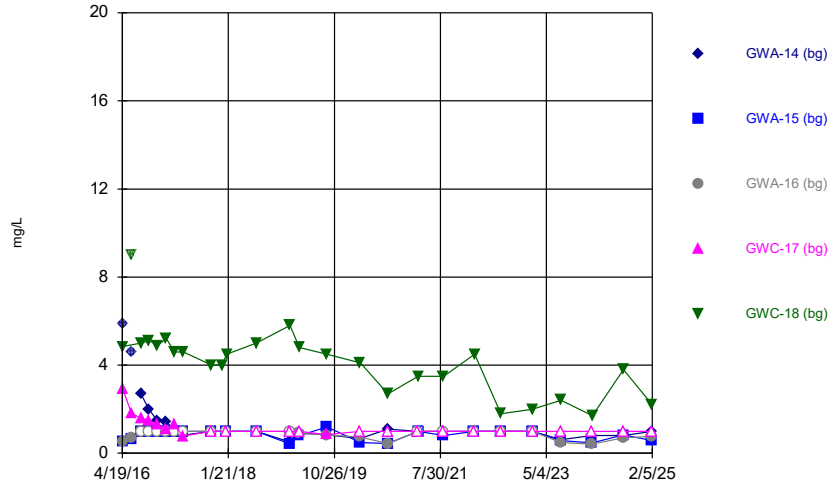

Constituent: Sulfate Analysis Run 1/8/2026 2:05 PM
Plant McIntosh Client: Southern Company Data: McIntosh LF 4

Sanitas™ v.10.1.03a Software licensed to Groundwater Stats Consulting. UG
Hollow symbols indicate censored values.

Time Series

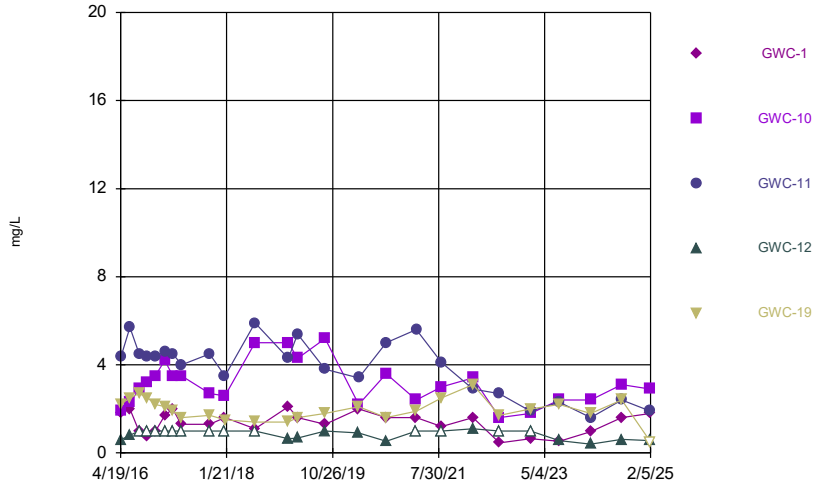

Constituent: Sulfate Analysis Run 1/8/2026 2:05 PM
Plant McIntosh Client: Southern Company Data: McIntosh LF 4

Sanitas™ v.10.1.03a Software licensed to Groundwater Stats Consulting. UG
Hollow symbols indicate censored values.

Time Series

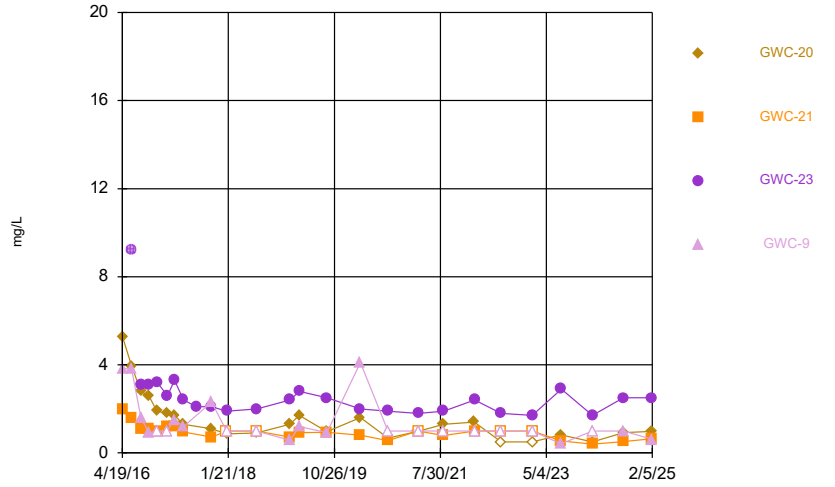

Constituent: Sulfate Analysis Run 1/8/2026 2:05 PM
Plant McIntosh Client: Southern Company Data: McIntosh LF 4

Sanitas™ v.10.1.03a Software licensed to Groundwater Stats Consulting. UG
Hollow symbols indicate censored values.

Time Series

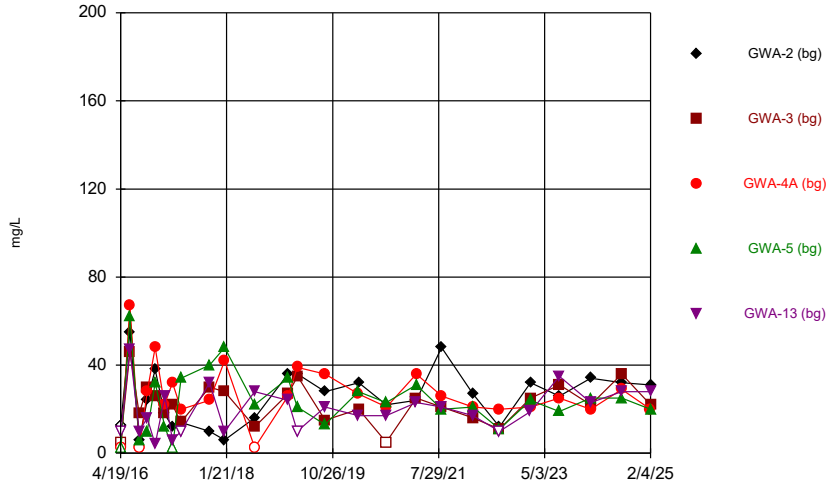

Constituent: TDS Analysis Run 1/8/2026 2:05 PM
Plant McIntosh Client: Southern Company Data: McIntosh LF 4

Sanitas™ v.10.1.03a Software licensed to Groundwater Stats Consulting. UG
Hollow symbols indicate censored values.

Time Series

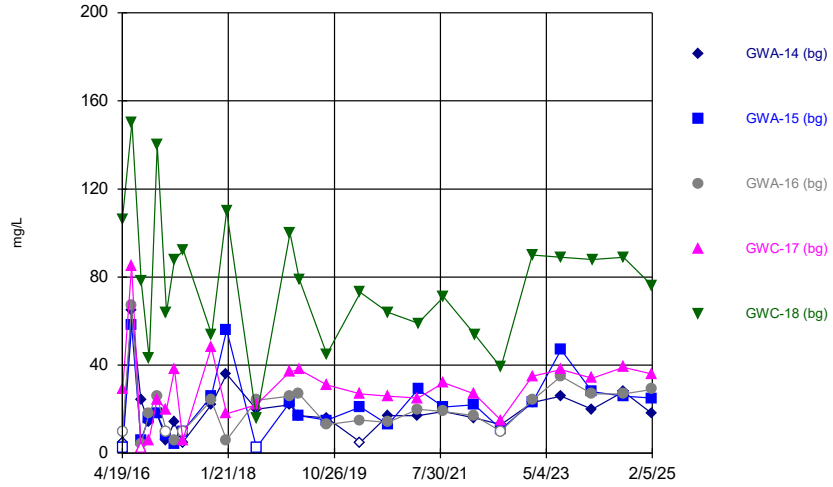

Constituent: TDS Analysis Run 1/8/2026 2:05 PM
Plant McIntosh Client: Southern Company Data: McIntosh LF 4

Sanitas™ v.10.1.03a Software licensed to Groundwater Stats Consulting. UG
Hollow symbols indicate censored values.

Time Series

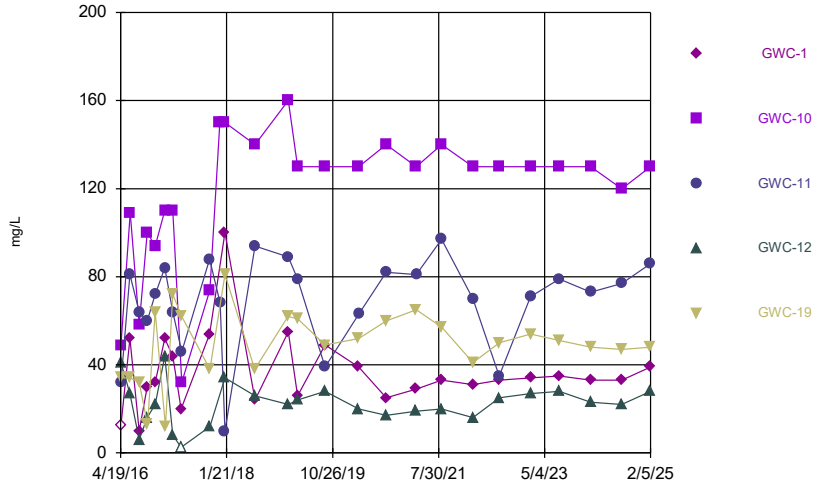

Constituent: TDS Analysis Run 1/8/2026 2:05 PM
Plant McIntosh Client: Southern Company Data: McIntosh LF 4

Sanitas™ v.10.1.03a Software licensed to Groundwater Stats Consulting. UG
Hollow symbols indicate censored values.

Time Series

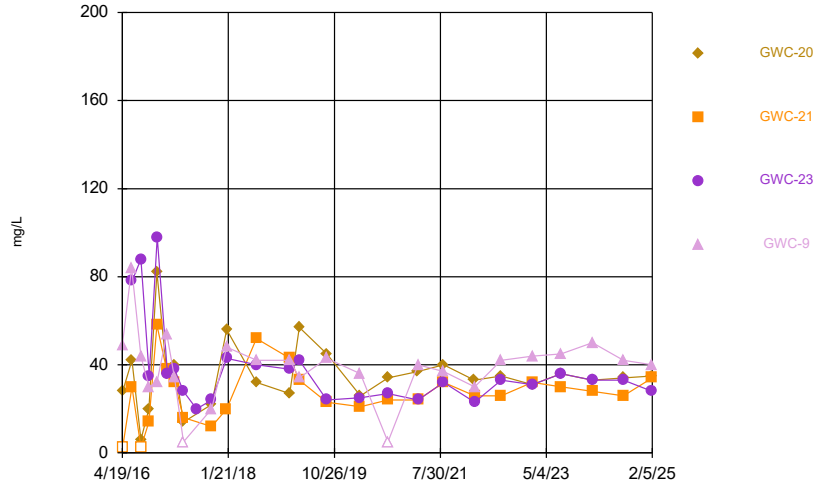

Constituent: TDS Analysis Run 1/8/2026 2:05 PM
Plant McIntosh Client: Southern Company Data: McIntosh LF 4

Sanitas™ v.10.1.03a Software licensed to Groundwater Stats Consulting. UG
Hollow symbols indicate censored values.

Time Series

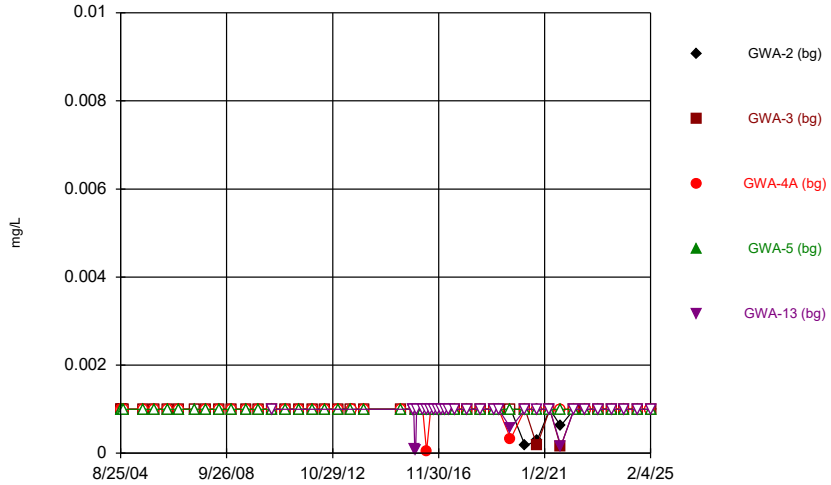

Constituent: Thallium Analysis Run 1/8/2026 2:05 PM
Plant McIntosh Client: Southern Company Data: McIntosh LF 4

Sanitas™ v.10.1.03a Software licensed to Groundwater Stats Consulting. UG
Hollow symbols indicate censored values.

Time Series

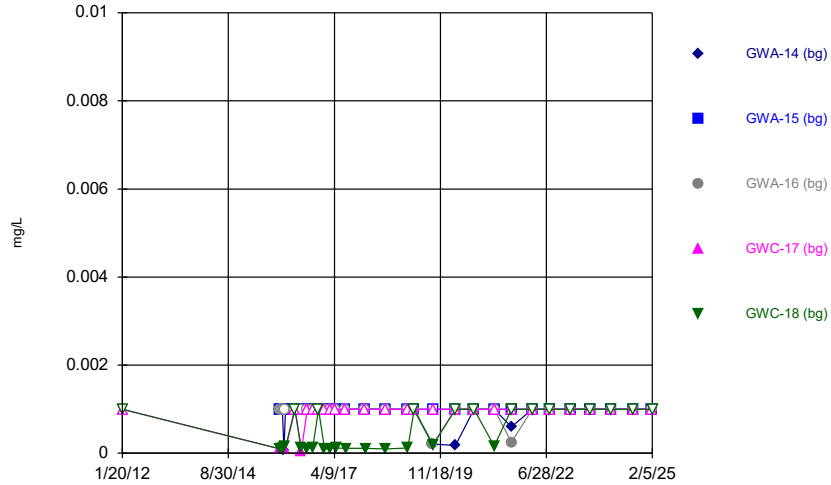

Constituent: Thallium Analysis Run 1/8/2026 2:05 PM
Plant McIntosh Client: Southern Company Data: McIntosh LF 4

Sanitas™ v.10.1.03a Software licensed to Groundwater Stats Consulting. UG
Hollow symbols indicate censored values.

Time Series

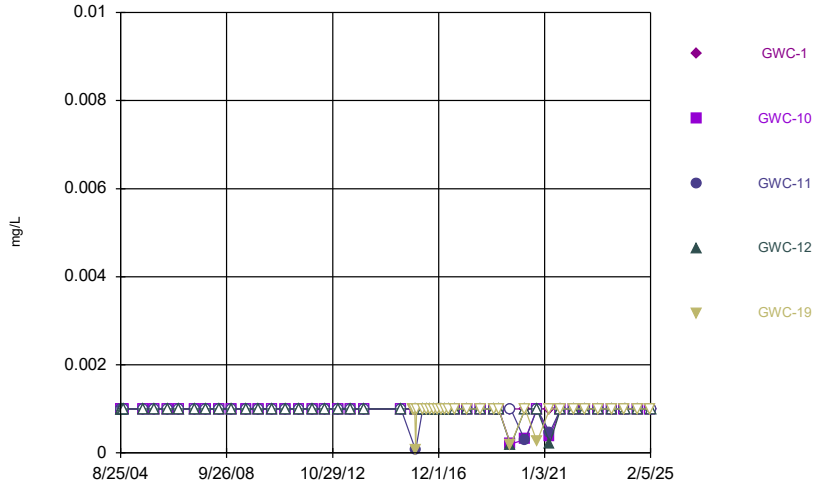

Constituent: Thallium Analysis Run 1/8/2026 2:05 PM
Plant McIntosh Client: Southern Company Data: McIntosh LF 4

Sanitas™ v.10.1.03a Software licensed to Groundwater Stats Consulting. UG
Hollow symbols indicate censored values.

Time Series

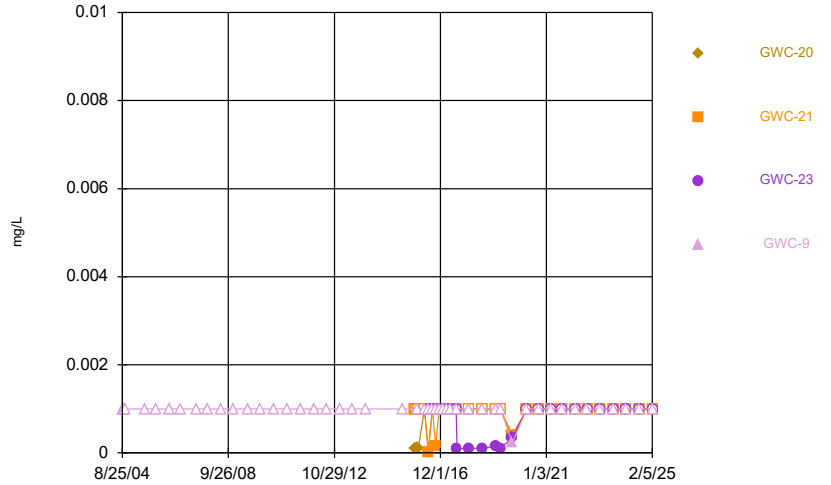

Constituent: Thallium Analysis Run 1/8/2026 2:05 PM
Plant McIntosh Client: Southern Company Data: McIntosh LF 4

Sanitas™ v.10.1.03a Software licensed to Groundwater Stats Consulting. UG
Hollow symbols indicate censored values.

Time Series

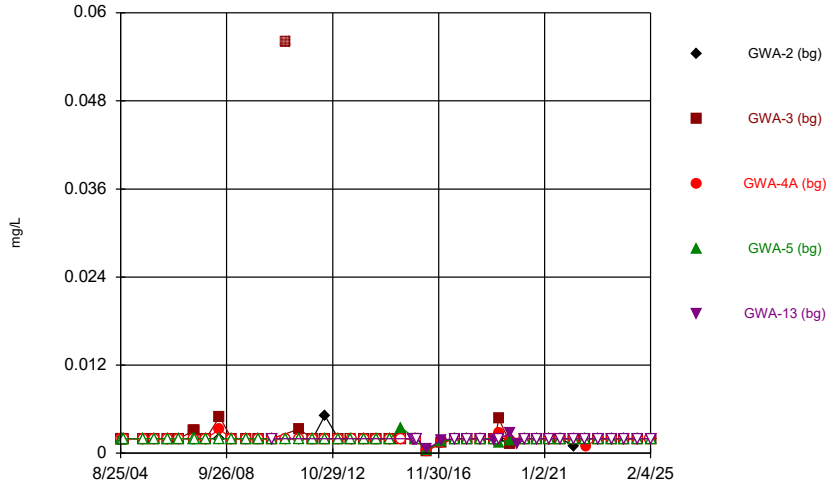

Constituent: Vanadium Analysis Run 1/8/2026 2:05 PM
Plant McIntosh Client: Southern Company Data: McIntosh LF 4

Sanitas™ v.10.1.03a Software licensed to Groundwater Stats Consulting. UG
Hollow symbols indicate censored values.

Time Series

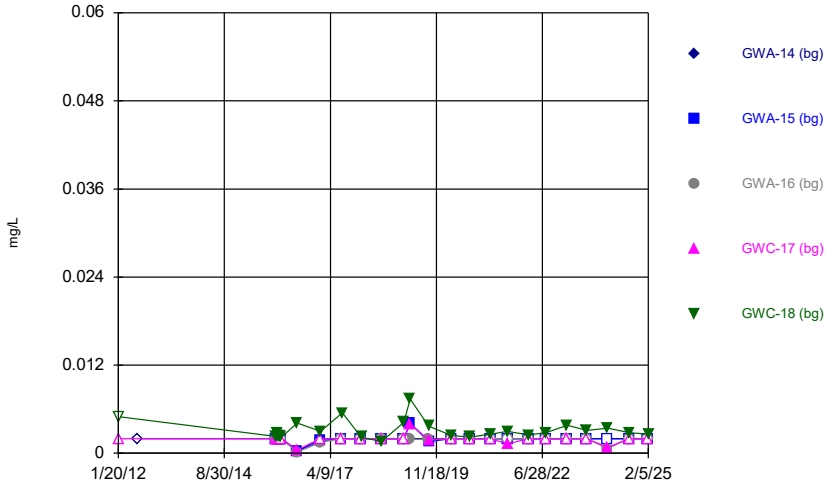

Constituent: Vanadium Analysis Run 1/8/2026 2:05 PM
Plant McIntosh Client: Southern Company Data: McIntosh LF 4

Sanitas™ v.10.1.03a Software licensed to Groundwater Stats Consulting. UG
Hollow symbols indicate censored values.

Time Series

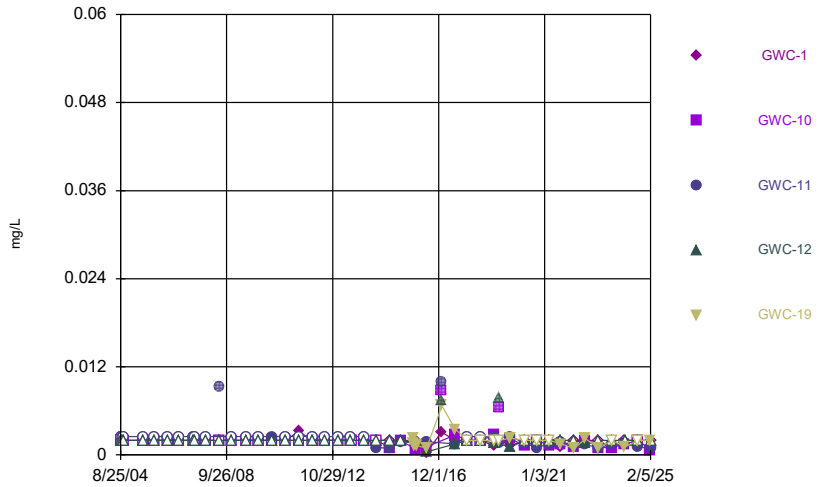

Constituent: Vanadium Analysis Run 1/8/2026 2:05 PM
Plant McIntosh Client: Southern Company Data: McIntosh LF 4

Sanitas™ v.10.1.03a Software licensed to Groundwater Stats Consulting. UG
Hollow symbols indicate censored values.

Time Series

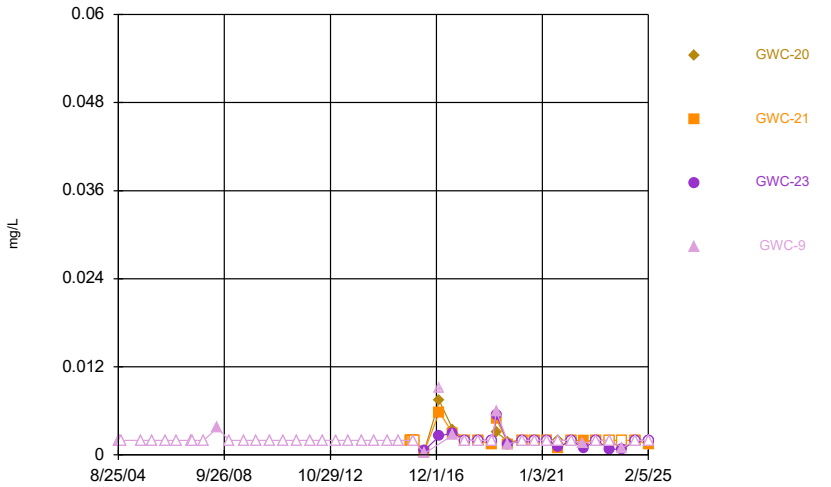

Constituent: Vanadium Analysis Run 1/8/2026 2:05 PM
Plant McIntosh Client: Southern Company Data: McIntosh LF 4

Sanitas™ v.10.1.03a Software licensed to Groundwater Stats Consulting. UG
Hollow symbols indicate censored values.

Time Series

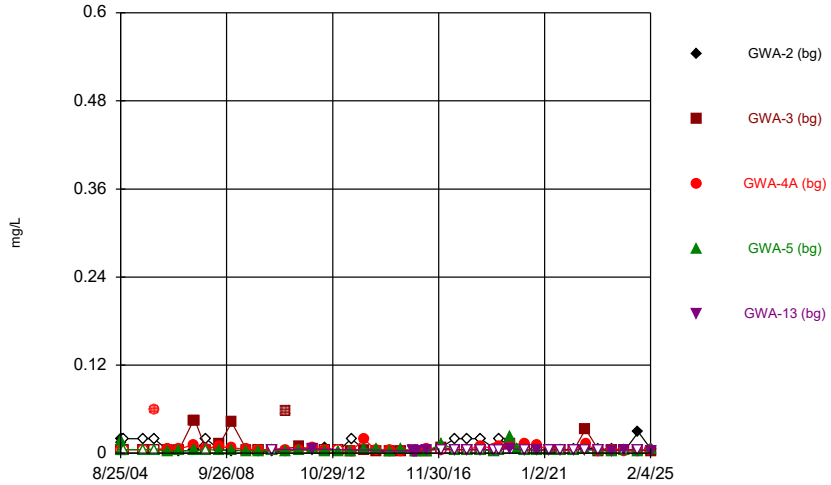

Constituent: Zinc Analysis Run 1/8/2026 2:05 PM
Plant McIntosh Client: Southern Company Data: McIntosh LF 4

Sanitas™ v.10.1.03a Software licensed to Groundwater Stats Consulting. UG
Hollow symbols indicate censored values.

Time Series

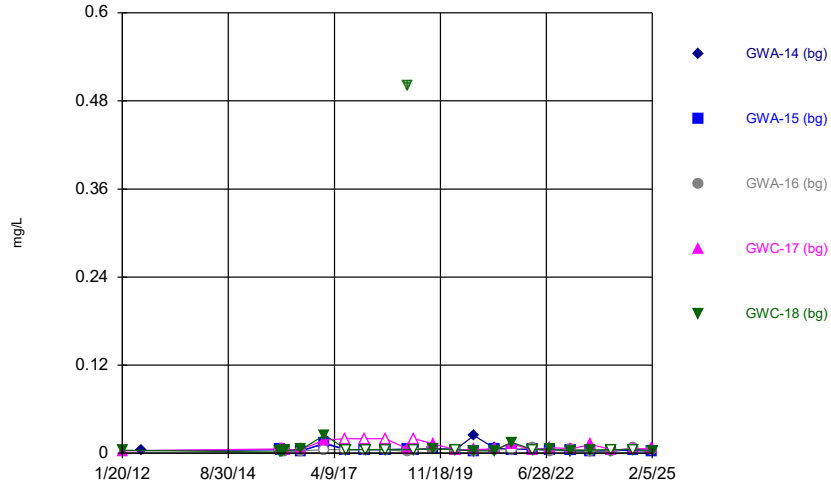

Constituent: Zinc Analysis Run 1/8/2026 2:05 PM
Plant McIntosh Client: Southern Company Data: McIntosh LF 4

Sanitas™ v.10.1.03a Software licensed to Groundwater Stats Consulting. UG
Hollow symbols indicate censored values.

Time Series

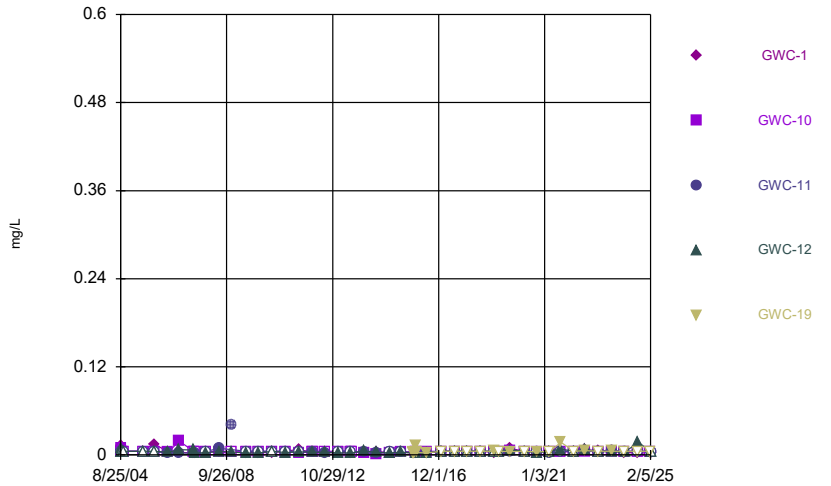

Constituent: Zinc Analysis Run 1/8/2026 2:05 PM
Plant McIntosh Client: Southern Company Data: McIntosh LF 4

Sanitas™ v.10.1.03a Software licensed to Groundwater Stats Consulting. UG
Hollow symbols indicate censored values.

Time Series

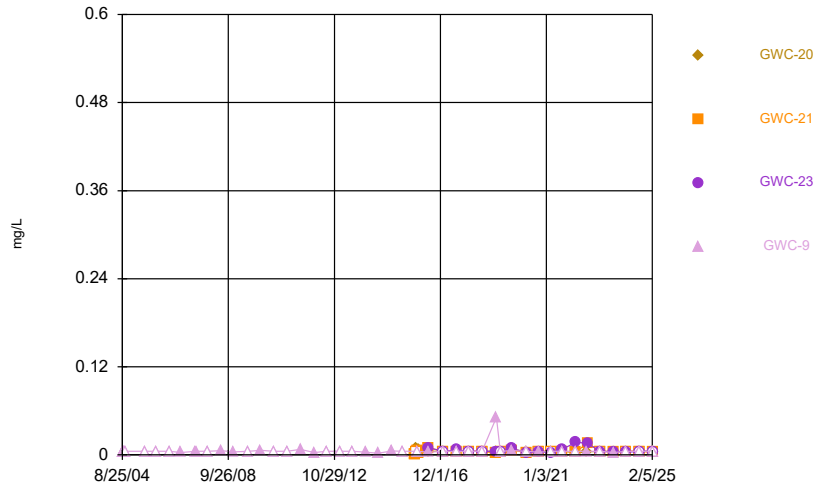

Constituent: Zinc Analysis Run 1/8/2026 2:05 PM
Plant McIntosh Client: Southern Company Data: McIntosh LF 4

Time Series

Constituent: Antimony (mg/L) Analysis Run 1/8/2026 2:06 PM

Plant McIntosh Client: Southern Company Data: McIntosh LF 4

	GWA-2 (bg)	GWA-3 (bg)	GWA-4A (bg)	GWA-5 (bg)	GWA-13 (bg)
8/25/2004	<0.002	<0.002	<0.002	<0.002	
9/11/2004	<0.002	<0.002	<0.002	<0.002	
9/26/2004	<0.002	<0.002	<0.002	<0.002	
10/13/2004	<0.002	<0.002	<0.002	<0.002	
7/11/2005	<0.002	<0.002			
7/12/2005			<0.002	<0.002	
12/7/2005	<0.002	<0.002			
12/8/2005			<0.002	<0.002	
6/23/2006	<0.002	<0.002			
6/24/2006			<0.002	<0.002	
11/28/2006	<0.002	<0.002	<0.002	<0.002	
6/19/2007	<0.002	<0.002	<0.002	<0.002	
7/6/2007	<0.002	<0.002		<0.002	
12/13/2007	<0.002	<0.002	<0.002		
12/14/2007				<0.002	
6/20/2008	<0.002	<0.002	<0.002	<0.002	
12/7/2008	<0.002	<0.002	<0.002	<0.002	
7/9/2009	<0.002	<0.002	<0.002	<0.002	
12/28/2009	<0.002	<0.002			
12/29/2009				<0.002	
12/30/2009			<0.002		
6/22/2010	<0.002	<0.002	<0.002	<0.002	<0.002
1/4/2011	<0.002		<0.002	<0.002	
1/5/2011		<0.002			
7/9/2011	<0.002	<0.002		<0.002	
7/10/2011			<0.002		
1/20/2012		<0.002			
1/21/2012	<0.002		<0.002	<0.002	
7/11/2012	<0.002	<0.002	<0.002	<0.002	
1/19/2013		<0.002		<0.002	
1/20/2013	<0.002		<0.002		
7/18/2013		<0.002		<0.002	
7/19/2013	<0.002		<0.002		
1/15/2014	<0.002	<0.002		<0.002	
1/16/2014			<0.002		
7/10/2014			<0.002	<0.002	
7/11/2014	<0.002	<0.002			
1/15/2015		<0.002		<0.002	
1/16/2015	<0.002		<0.002		
6/19/2015		<0.002		<0.002	
6/20/2015	<0.002		<0.002		
12/7/2015					<0.002
12/15/2015					<0.002
12/29/2015					<0.002
1/13/2016					<0.002
1/14/2016			<0.002	<0.002	
1/16/2016	<0.002	<0.002			
1/25/2016					<0.002
4/19/2016	<0.002	<0.002			
4/20/2016			<0.002	<0.002	<0.002
6/14/2016	<0.002	<0.002	<0.002	<0.002	<0.002
8/9/2016	<0.002	<0.002		<0.002	<0.002

ND substitution: RL or RL/2 if <15% NDs.

Time Series

Constituent: Antimony (mg/L) Analysis Run 1/8/2026 2:06 PM

Plant McIntosh Client: Southern Company Data: McIntosh LF 4

	GWA-2 (bg)	GWA-3 (bg)	GWA-4A (bg)	GWA-5 (bg)	GWA-13 (bg)
8/11/2016			<0.002		
9/26/2016	<0.002				
9/27/2016		<0.002	<0.002	<0.002	<0.002
11/14/2016		<0.002	<0.002		
11/15/2016	<0.002			<0.002	<0.002
1/10/2017	<0.002	<0.002	<0.002		
1/11/2017				<0.002	
1/12/2017					<0.002
2/28/2017	<0.002	<0.002	<0.002	<0.002	<0.002
4/19/2017	<0.002	<0.002			
4/20/2017			<0.002	<0.002	<0.002
7/17/2017	<0.002				
7/18/2017		0.0022 (J)	<0.002	<0.002	<0.002
1/10/2018	<0.002	<0.002	<0.002	<0.002	<0.002
7/11/2018	<0.002	<0.002	<0.002	<0.002	<0.002
1/29/2019	<0.002	<0.002	<0.002	<0.002	<0.002
3/26/2019			<0.002	<0.002	<0.002
3/27/2019	<0.002	<0.002			
9/10/2019			<0.002	<0.002	0.00052 (J)
9/11/2019	<0.002	0.00081 (J)			
3/31/2020			<0.002	<0.002	<0.002
4/1/2020	0.0004 (J)	<0.002			
9/15/2020	<0.002	<0.002		<0.002	<0.002
9/16/2020			<0.002		
3/16/2021	<0.002	<0.002			<0.002
3/17/2021			<0.002	<0.002	
8/17/2021	<0.002	<0.002			
8/18/2021					<0.002
8/19/2021			<0.002	<0.002	
2/22/2022	<0.002	<0.002		<0.002	<0.002
2/23/2022			<0.002		
8/2/2022	<0.002	<0.002		<0.002	<0.002
8/3/2022			<0.002		
2/6/2023					<0.002
2/7/2023	<0.002	<0.002	<0.002	<0.002	
8/1/2023	<0.002		<0.002	<0.002	<0.002
8/2/2023		<0.002			
2/6/2024	<0.002	<0.002	<0.002	<0.002	<0.002
8/13/2024		<0.002	<0.002	<0.002	<0.002
8/15/2024	<0.002				
2/3/2025			<0.002		
2/4/2025	<0.002	<0.002		<0.002	<0.002

ND substitution: RL or RL/2 if <15% NDs.

Time Series

Constituent: Antimony (mg/L) Analysis Run 1/8/2026 2:06 PM

Plant McIntosh Client: Southern Company Data: McIntosh LF 4

	GWA-14 (bg)	GWA-15 (bg)	GWA-16 (bg)	GWC-17 (bg)	GWC-18 (bg)
1/20/2012				<0.002	
1/21/2012					<0.002
12/7/2015	<0.002	<0.002	<0.002		
12/8/2015				<0.002	<0.002
12/14/2015			<0.002	<0.002	<0.002
12/15/2015	<0.002	<0.002			
12/28/2015		<0.002	<0.002	<0.002	<0.002
12/29/2015	<0.002				
1/13/2016	<0.002	<0.002	<0.002	<0.002	
1/14/2016					<0.002
1/25/2016	<0.002	<0.002	<0.002		
1/26/2016				<0.002	<0.002
4/19/2016					<0.002
4/20/2016	<0.002		<0.002	<0.002	
4/21/2016		<0.002			
6/14/2016	<0.002				
6/15/2016		<0.002	<0.002	<0.002	
6/16/2016					0.00022 (J)
8/9/2016	<0.002	<0.002	<0.002	<0.002	
8/11/2016					<0.002
9/27/2016	<0.002	<0.002	<0.002	<0.002	
9/28/2016					<0.002
11/15/2016	<0.002	<0.002	<0.002	<0.002	
11/16/2016					<0.002
1/11/2017	<0.002	<0.002	<0.002	<0.002	<0.002
2/28/2017	<0.002	<0.002			
3/1/2017			<0.002	<0.002	<0.002
4/20/2017	<0.002	<0.002	<0.002	<0.002	
4/25/2017					<0.002
7/19/2017	<0.002	<0.002	<0.002	<0.002	
7/25/2017					<0.002
1/11/2018	<0.002	<0.002	<0.002	<0.002	
1/12/2018					<0.002
7/11/2018	<0.002	<0.002	<0.002	<0.002	<0.002
1/29/2019	<0.002	<0.002	<0.002	<0.002	
1/30/2019					<0.002
3/26/2019	<0.002	<0.002	<0.002		
3/27/2019				<0.002	<0.002
9/10/2019	<0.002		<0.002		
9/11/2019		<0.002		<0.002	<0.002
4/1/2020	<0.002	<0.002	<0.002	<0.002	<0.002
9/15/2020	0.00039 (J)	<0.002	<0.002	<0.002	<0.002
3/16/2021	<0.002		<0.002	<0.002	
3/17/2021		<0.002			<0.002
8/17/2021	<0.002		<0.002		
8/19/2021		<0.002		<0.002	<0.002
2/22/2022	<0.002	<0.002	<0.002	<0.002	
2/23/2022					<0.002
8/2/2022	<0.002	<0.002	<0.002	<0.002	<0.002
2/7/2023	<0.002	<0.002	<0.002		<0.002
2/8/2023				<0.002	
8/1/2023		<0.002	<0.002		

ND substitution: RL or RL/2 if <15% NDs.

Time Series

Constituent: Antimony (mg/L) Analysis Run 1/8/2026 2:06 PM

Plant McIntosh Client: Southern Company Data: McIntosh LF 4

	GWA-14 (bg)	GWA-15 (bg)	GWA-16 (bg)	GWC-17 (bg)	GWC-18 (bg)
8/2/2023	<0.002			<0.002	<0.002
2/6/2024	<0.002	<0.002	<0.002	<0.002	
2/7/2024					<0.002
8/13/2024	<0.002	<0.002	<0.002	<0.002	
8/14/2024					<0.002
2/4/2025	<0.002	<0.002	<0.002	<0.002	
2/5/2025					<0.002

ND substitution: RL or RL/2 if <15% NDs.

Time Series

Constituent: Antimony (mg/L) Analysis Run 1/8/2026 2:06 PM

Plant McIntosh Client: Southern Company Data: McIntosh LF 4

	GWC-1	GWC-10	GWC-11	GWC-12	GWC-19
8/25/2004	<0.002	<0.002	<0.002	<0.002	
9/11/2004	<0.002	<0.002	<0.002	<0.002	
9/26/2004	<0.002	<0.002	<0.002	<0.002	
10/13/2004		<0.002	<0.002	<0.002	
7/11/2005	<0.002			<0.002	
7/12/2005		<0.002	<0.002		
12/7/2005	<0.002	<0.002	<0.002	<0.002	
6/24/2006	<0.002	<0.002		<0.002	
6/25/2006			<0.002		
11/28/2006			<0.002	<0.002	
11/29/2006	<0.002	<0.002			
6/20/2007	<0.002	<0.002		<0.002	
6/21/2007			<0.002		
7/6/2007	<0.002	<0.002	<0.002	<0.002	
12/13/2007	<0.002	<0.002		<0.002	
12/14/2007			<0.002		
6/20/2008	<0.002	<0.002	<0.002	<0.002	
12/7/2008	<0.002	<0.002	<0.002	<0.002	
7/9/2009	<0.002				
7/10/2009		<0.002	<0.002	<0.002	
12/28/2009	<0.002			<0.002	
12/29/2009		<0.002	<0.002		
6/22/2010	<0.002	<0.002	<0.002	<0.002	
1/4/2011	<0.002	<0.002		<0.002	
1/5/2011			<0.002		
7/9/2011	<0.002		<0.002	<0.002	
7/10/2011		<0.002			
1/20/2012				<0.002	
1/21/2012	<0.002	<0.002	<0.002		
7/11/2012	<0.002	<0.002	<0.002	<0.002	
1/19/2013			<0.002	<0.002	
1/20/2013	<0.002	<0.002			
7/18/2013				<0.002	
7/19/2013	<0.002	<0.002	<0.002		
1/15/2014	<0.002		<0.002	<0.002	
1/16/2014		<0.002			
7/10/2014		<0.002			
7/11/2014	<0.002		<0.002	<0.002	
1/15/2015				<0.002	
1/16/2015	<0.002	<0.002	<0.002		
6/19/2015				<0.002	
6/20/2015	<0.002	<0.002	<0.002		
12/8/2015					<0.002
12/15/2015					<0.002
12/28/2015					<0.002
1/14/2016			<0.002		<0.002
1/16/2016	<0.002	<0.002		<0.002	
1/26/2016					<0.002
4/19/2016					<0.002
4/20/2016	<0.002		<0.002	<0.002	
4/21/2016		<0.002			
6/15/2016	<0.002		<0.002	<0.002	

ND substitution: RL or RL/2 if <15% NDs.

Time Series

Constituent: Antimony (mg/L) Analysis Run 1/8/2026 2:06 PM

Plant McIntosh Client: Southern Company Data: McIntosh LF 4

	GWC-1	GWC-10	GWC-11	GWC-12	GWC-19
6/16/2016		<0.002			<0.002
8/10/2016	<0.002	<0.002	<0.002	<0.002	<0.002
9/27/2016	<0.002	<0.002	<0.002	<0.002	
9/28/2016					<0.002
11/15/2016	<0.002	<0.002	<0.002	<0.002	<0.002
1/12/2017	<0.002	<0.002	<0.002	<0.002	
1/16/2017					<0.002
3/1/2017	<0.002	<0.002	<0.002	<0.002	<0.002
4/20/2017	<0.002			<0.002	
4/24/2017		<0.002	<0.002		
4/25/2017					<0.002
7/19/2017	<0.002				
7/20/2017				<0.002	
7/24/2017		<0.002	<0.002		
7/25/2017					<0.002
1/11/2018	<0.002	<0.002	<0.002	<0.002	
1/12/2018					<0.002
7/11/2018					<0.002
7/12/2018	<0.002	<0.002	<0.002	<0.002	
1/29/2019					<0.002
1/30/2019	<0.002	<0.002	<0.002	<0.002	
3/27/2019	<0.002	<0.002	<0.002	<0.002	<0.002
9/11/2019	<0.002	<0.002	<0.002	<0.002	<0.002
4/1/2020	<0.002	<0.002		<0.002	<0.002
4/2/2020			<0.002		
9/15/2020	<0.002	<0.002	<0.002		
9/16/2020				<0.002	<0.002
3/16/2021	<0.002	<0.002		<0.002	<0.002
3/17/2021			<0.002		
8/18/2021	<0.002	<0.002	<0.002	<0.002	
8/19/2021					<0.002
2/23/2022	<0.002	<0.002	<0.002	<0.002	<0.002
8/2/2022			<0.002		
8/3/2022	0.00057 (J)	<0.002		<0.002	<0.002
2/7/2023	<0.002			<0.002	
2/8/2023		<0.002	<0.002		<0.002
8/2/2023	<0.002	<0.002	<0.002	<0.002	<0.002
2/7/2024	<0.002	<0.002	<0.002		<0.002
2/8/2024				<0.002	
8/14/2024	<0.002	<0.002	<0.002	<0.002	<0.002
2/4/2025		<0.002			<0.002
2/5/2025	<0.002		<0.002	<0.002	

ND substitution: RL or RL/2 if <15% NDs.

Time Series

Constituent: Antimony (mg/L) Analysis Run 1/8/2026 2:06 PM

Plant McIntosh Client: Southern Company Data: McIntosh LF 4

	GWC-20	GWC-21	GWC-23	GWC-9
8/25/2004				<0.002
9/11/2004				<0.002
9/26/2004				<0.002
10/13/2004				<0.002
7/12/2005				<0.002
12/8/2005				<0.002
6/25/2006				<0.002
11/29/2006				<0.002
6/20/2007				<0.002
7/6/2007				<0.002
12/13/2007				<0.002
6/20/2008				<0.002
12/7/2008				<0.002
7/9/2009				<0.002
12/29/2009				<0.002
6/22/2010				<0.002
1/5/2011				<0.002
7/9/2011				<0.002
1/21/2012				<0.002
7/11/2012				<0.002
1/19/2013				<0.002
7/18/2013				<0.002
1/15/2014				<0.002
7/10/2014				<0.002
1/16/2015				<0.002
6/20/2015				<0.002
12/9/2015	<0.002	<0.002		
12/14/2015	<0.002	<0.002		
12/29/2015	<0.002	<0.002		
1/14/2016	<0.002	<0.002		<0.002
1/25/2016	<0.002	<0.002		
4/19/2016				<0.002
4/21/2016	<0.002	<0.002		
6/15/2016				<0.002
6/16/2016	<0.002	<0.002	<0.002	
8/10/2016	<0.002	<0.002	<0.002	<0.002
9/27/2016	<0.002	<0.002		<0.002
9/28/2016			<0.002	
11/15/2016	<0.002	<0.002		<0.002
11/16/2016			<0.002	
1/12/2017		<0.002		
1/13/2017	<0.002			<0.002
1/17/2017			<0.002	
3/1/2017	<0.002	<0.002		<0.002
3/2/2017			<0.002	
4/24/2017		<0.002		<0.002
4/25/2017	<0.002		<0.002	
7/13/2017			<0.002	
7/24/2017				<0.002
7/25/2017	<0.002	<0.002	<0.002	
1/11/2018		<0.002		
1/12/2018	<0.002		<0.002	<0.002

ND substitution: RL or RL/2 if <15% NDs.

Time Series

Constituent: Antimony (mg/L) Analysis Run 1/8/2026 2:06 PM

Plant McIntosh Client: Southern Company Data: McIntosh LF 4

	GWC-20	GWC-21	GWC-23	GWC-9
7/11/2018	<0.002	<0.002		
7/12/2018			<0.002	<0.002
1/29/2019	<0.002			
1/30/2019		<0.002	<0.002	<0.002
3/27/2019	<0.002	<0.002	<0.002	<0.002
9/11/2019	<0.002	<0.002	<0.002	<0.002
4/1/2020	<0.002	<0.002	<0.002	<0.002
9/15/2020	<0.002	<0.002	<0.002	
9/16/2020				<0.002
3/16/2021	<0.002			
3/17/2021		<0.002	<0.002	<0.002
8/19/2021	<0.002	<0.002	<0.002	<0.002
2/22/2022	<0.002			
2/23/2022		<0.002	<0.002	<0.002
8/3/2022	<0.002			<0.002
8/4/2022		<0.002	<0.002	
2/8/2023	<0.002	<0.002	<0.002	<0.002
8/2/2023	<0.002			<0.002
8/3/2023		<0.002	<0.002	
2/7/2024	<0.002	<0.002	<0.002	<0.002
8/14/2024	<0.002	<0.002	<0.002	<0.002
2/5/2025	<0.002	<0.002	<0.002	<0.002

ND substitution: RL or RL/2 if <15% NDs.

Time Series

Constituent: Arsenic (mg/L) Analysis Run 1/8/2026 2:06 PM

Plant McIntosh Client: Southern Company Data: McIntosh LF 4

	GWA-2 (bg)	GWA-3 (bg)	GWA-4A (bg)	GWA-5 (bg)	GWA-13 (bg)
8/25/2004	<0.001	<0.001	<0.001	<0.001	
9/11/2004	<0.001	<0.001	<0.001	<0.001	
9/26/2004	<0.001	<0.001	<0.001	<0.001	
10/13/2004	<0.001	<0.001	<0.001	<0.001	
7/11/2005	<0.001	<0.001			
7/12/2005			<0.001	<0.001	
12/7/2005	<0.001	<0.001			
12/8/2005			<0.001	<0.001	
6/23/2006	<0.001	<0.001			
6/24/2006			<0.001	<0.001	
11/28/2006	<0.001	<0.001	<0.001	<0.001	
6/19/2007	<0.001	<0.001	<0.001	<0.001	
7/6/2007	<0.001	<0.001		<0.001	
12/13/2007	<0.001	<0.001	<0.001		
12/14/2007				<0.001	
6/20/2008	<0.001	<0.001	<0.001	<0.001	
12/7/2008	<0.001	<0.001	<0.001	<0.001	
7/9/2009	<0.001	<0.001	<0.001	<0.001	
12/28/2009	<0.001	<0.001			
12/29/2009				<0.001	
12/30/2009			<0.001		
6/22/2010	<0.001	<0.001	<0.001	<0.001	<0.001
1/4/2011	<0.001		<0.001	<0.001	
1/5/2011		0.0089 (O)			
7/9/2011	<0.001	<0.001		<0.001	
7/10/2011			<0.001		
1/20/2012		<0.001			
1/21/2012	<0.001		<0.001	<0.001	
7/11/2012	<0.001	<0.001	<0.001	<0.001	
1/19/2013		<0.001		<0.001	
1/20/2013	<0.001		<0.001		
7/18/2013		<0.001		<0.001	
7/19/2013	<0.001		<0.001		
1/15/2014	<0.001	<0.001		<0.001	
1/16/2014			<0.001		
7/10/2014			<0.001	<0.001	
7/11/2014	<0.001	<0.001			
1/15/2015		<0.001		<0.001	
1/16/2015	<0.001		<0.001		
6/19/2015		<0.001		<0.001	
6/20/2015	<0.001		<0.001		
12/7/2015					<0.001
12/15/2015					<0.001
12/29/2015					<0.001
1/13/2016					<0.001
1/14/2016			<0.001	<0.001	
1/16/2016	<0.001	<0.001			
1/25/2016					<0.001
4/19/2016	<0.001	<0.001			
4/20/2016			<0.001	<0.001	<0.001
6/14/2016	<0.001	<0.001	0.00016 (J)	5E-05 (J)	<0.001
8/9/2016	<0.001	<0.001		<0.001	<0.001

ND substitution: RL or RL/2 if <15% NDs.

Time Series

Constituent: Arsenic (mg/L) Analysis Run 1/8/2026 2:06 PM

Plant McIntosh Client: Southern Company Data: McIntosh LF 4

	GWA-2 (bg)	GWA-3 (bg)	GWA-4A (bg)	GWA-5 (bg)	GWA-13 (bg)
8/11/2016			0.00096 (J)		
9/26/2016	<0.001				
9/27/2016		<0.001	0.0026	<0.001	<0.001
11/14/2016		<0.001	0.0017		
11/15/2016	<0.001			<0.001	<0.001
1/10/2017	<0.001	<0.001	0.0021		
1/11/2017				<0.001	
1/12/2017					<0.001
2/28/2017	<0.001	0.00061 (J)	0.0027	<0.001	<0.001
4/19/2017	<0.001	0.00069 (J)			
4/20/2017			0.0014	<0.001	<0.001
7/17/2017	<0.001				
7/18/2017		<0.001	0.0012 (J)	<0.001	<0.001
1/10/2018	<0.001	<0.001	0.00068 (J)	<0.001	<0.001
7/11/2018	<0.001	<0.001	<0.001	<0.001	<0.001
1/29/2019	<0.001	<0.001	<0.001	<0.001	<0.001
3/26/2019			0.0005 (J)	<0.001	<0.001
3/27/2019	<0.001	0.0011 (J)			
9/10/2019			0.00051 (J)	0.00035 (J)	0.00076 (J)
9/11/2019	<0.001	<0.001			
3/31/2020			<0.001	<0.001	<0.001
4/1/2020	<0.001	<0.001			
9/15/2020	<0.001	<0.001		<0.001	<0.001
9/16/2020			<0.001		
3/16/2021	<0.001	<0.001			<0.001
3/17/2021			<0.001	<0.001	
8/17/2021	<0.001	<0.001			
8/18/2021					<0.001
8/19/2021			<0.001	<0.001	
2/22/2022	<0.001	<0.001		<0.001	<0.001
2/23/2022			0.00035 (J)		
8/2/2022	<0.001	<0.001		<0.001	<0.001
8/3/2022			<0.001		
2/6/2023					<0.001
2/7/2023	<0.001	<0.001	<0.001	<0.001	
8/1/2023	<0.001		<0.001	<0.001	<0.001
8/2/2023		<0.001			
2/6/2024	<0.001	<0.001	<0.001	<0.001	<0.001
8/13/2024		<0.001	<0.001	<0.001	<0.001
8/15/2024	<0.001				
2/3/2025			<0.001		
2/4/2025	<0.001	<0.001		<0.001	<0.001

Time Series

Constituent: Arsenic (mg/L) Analysis Run 1/8/2026 2:06 PM

Plant McIntosh Client: Southern Company Data: McIntosh LF 4

	GWA-14 (bg)	GWA-15 (bg)	GWA-16 (bg)	GWC-17 (bg)	GWC-18 (bg)
1/20/2012				<0.001	
1/21/2012					<0.005
12/7/2015	<0.001	<0.001	<0.001		
12/8/2015				<0.001	<0.005
12/14/2015			<0.001	<0.001	<0.005
12/15/2015	<0.001	<0.001			
12/28/2015		<0.001	<0.001	<0.001	<0.005
12/29/2015	<0.001				
1/13/2016	<0.001	<0.001	<0.001	<0.001	
1/14/2016					<0.005
1/25/2016	<0.001	<0.001	<0.001		
1/26/2016				<0.001	<0.005
4/19/2016					0.00112 (J)
4/20/2016	<0.001		<0.001	<0.001	
4/21/2016		<0.001			
6/14/2016	<0.001				
6/15/2016		<0.001	<0.001	0.00015 (J)	
6/16/2016					0.0011 (J)
8/9/2016	<0.001	<0.001	<0.001	<0.001	
8/11/2016					0.001 (J)
9/27/2016	<0.001	<0.001	<0.001	<0.001	
9/28/2016					0.00062 (J)
11/15/2016	<0.001	<0.001	<0.001	<0.001	
11/16/2016					0.00046 (J)
1/11/2017	<0.001	<0.001	<0.001	<0.001	0.00093 (J)
2/28/2017	<0.001	<0.001			
3/1/2017			<0.001	<0.001	0.0006 (J)
4/20/2017	<0.001	<0.001	<0.001	<0.001	
4/25/2017					0.0011 (J)
7/19/2017	<0.001	0.00056 (J)	<0.001	0.00047 (J)	
7/25/2017					0.001 (J)
1/11/2018	<0.001	<0.001	<0.001	<0.001	
1/12/2018					0.00095 (J)
7/11/2018	<0.001	<0.001	<0.001	<0.001	0.0007 (J)
1/29/2019	<0.001	<0.001	<0.001	<0.001	
1/30/2019					0.0011 (J)
3/26/2019	<0.001	0.00075 (J)	<0.001		
3/27/2019				0.00097 (J)	0.0019
9/10/2019	0.00043 (J)		0.00036 (J)		
9/11/2019		0.00033 (J)		0.00038 (J)	0.0012
4/1/2020	<0.001	<0.001	<0.001	<0.001	0.00067
9/15/2020	<0.001	<0.001	<0.001	<0.001	0.00076 (J)
3/16/2021	<0.001		<0.001	<0.001	
3/17/2021		<0.001			0.00072 (J)
8/17/2021	<0.001		<0.001		
8/19/2021		<0.001		<0.001	0.00059 (J)
2/22/2022	<0.001	<0.001	<0.001	<0.001	
2/23/2022					0.00098 (J)
8/2/2022	<0.001	<0.001	<0.001	<0.001	0.0009 (J)
2/7/2023	<0.001	<0.001	<0.001		0.0011
2/8/2023				<0.001	
8/1/2023		<0.001	<0.001		

ND substitution: RL or RL/2 if <15% NDs.

Time Series

Constituent: Arsenic (mg/L) Analysis Run 1/8/2026 2:06 PM

Plant McIntosh Client: Southern Company Data: McIntosh LF 4

	GWA-14 (bg)	GWA-15 (bg)	GWA-16 (bg)	GWC-17 (bg)	GWC-18 (bg)
8/2/2023	<0.001			<0.001	0.001
2/6/2024	<0.001	<0.001	<0.001	<0.001	
2/7/2024					0.0018
8/13/2024	<0.001	<0.001	<0.001	<0.001	
8/14/2024					0.0014
2/4/2025	<0.001	<0.001	<0.001	<0.001	
2/5/2025					0.00089 (J)

ND substitution: RL or RL/2 if <15% NDs.

Time Series

Constituent: Arsenic (mg/L) Analysis Run 1/8/2026 2:06 PM

Plant McIntosh Client: Southern Company Data: McIntosh LF 4

	GWC-1	GWC-10	GWC-11	GWC-12	GWC-19
8/25/2004	<0.001	<0.001	<0.005	<0.001	
9/11/2004	<0.001	<0.001	<0.005	<0.001	
9/26/2004	<0.001	<0.001	<0.005	<0.001	
10/13/2004		<0.001	<0.005	<0.001	
7/11/2005	<0.001			<0.001	
7/12/2005		<0.001	<0.005		
12/7/2005	<0.001	<0.001	<0.005	<0.001	
6/24/2006	<0.001	<0.001		<0.001	
6/25/2006			<0.005		
11/28/2006			<0.005	<0.001	
11/29/2006	<0.001	<0.001			
6/20/2007	<0.001	<0.001		<0.001	
6/21/2007			<0.005		
7/6/2007	<0.001	<0.001	<0.005	<0.001	
12/13/2007	<0.001	<0.001		<0.001	
12/14/2007			<0.005		
6/20/2008	<0.001	<0.001	<0.005	<0.001	
12/7/2008	<0.001	<0.001	<0.005	<0.001	
7/9/2009	<0.001				
7/10/2009		<0.001	<0.005	<0.001	
12/28/2009	<0.001			<0.001	
12/29/2009		<0.001	<0.005		
6/22/2010	<0.001	<0.001	<0.005	<0.001	
1/4/2011	<0.001	<0.001		<0.001	
1/5/2011			<0.005		
7/9/2011	<0.001		<0.005	<0.001	
7/10/2011		<0.001			
1/20/2012				<0.001	
1/21/2012	<0.001	<0.001	<0.005		
7/11/2012	<0.001	<0.001	<0.005	<0.001	
1/19/2013			<0.005	<0.001	
1/20/2013	<0.001	<0.001			
7/18/2013				<0.001	
7/19/2013	<0.001	<0.001	<0.005		
1/15/2014	<0.001		<0.005	<0.001	
1/16/2014		<0.001			
7/10/2014		<0.001			
7/11/2014	<0.001		<0.005	<0.001	
1/15/2015				<0.001	
1/16/2015	<0.001	<0.001	<0.005		
6/19/2015				<0.001	
6/20/2015	<0.001	<0.001	<0.005		
12/8/2015					<0.001
12/15/2015					<0.001
12/28/2015					<0.001
1/14/2016			<0.005		<0.001
1/16/2016	<0.001	<0.001		<0.001	
1/26/2016					<0.001
4/19/2016					<0.001
4/20/2016	<0.001		0.00117 (J)	<0.001	
4/21/2016		<0.001			
6/15/2016	<0.001		0.0013 (J)	<0.001	

ND substitution: RL or RL/2 if <15% NDs.

Time Series

Constituent: Arsenic (mg/L) Analysis Run 1/8/2026 2:06 PM

Plant McIntosh Client: Southern Company Data: McIntosh LF 4

	GWC-1	GWC-10	GWC-11	GWC-12	GWC-19
6/16/2016		0.0004 (J)			0.00026 (J)
8/10/2016	<0.001	<0.001	0.0013	<0.001	<0.001
9/27/2016	<0.001	<0.001	0.0011 (J)	<0.001	
9/28/2016					<0.001
11/15/2016	<0.001	<0.001	0.001 (J)	<0.001	<0.001
1/12/2017	<0.001	0.00077 (J)	0.0016	0.00062 (J)	
1/16/2017					0.00067 (J)
3/1/2017	<0.001	<0.001	0.00092 (J)	<0.001	<0.001
4/20/2017	<0.001			<0.001	
4/24/2017		<0.001	0.0011 (J)		
4/25/2017					<0.001
7/19/2017	<0.001				
7/20/2017				0.00053 (J)	
7/24/2017		<0.001	0.00086 (J)		
7/25/2017					<0.001
1/11/2018	<0.001	0.00046 (J)	0.0012 (J)	<0.001	
1/12/2018					<0.001
7/11/2018					<0.001
7/12/2018	<0.001	<0.001	0.001 (J)	<0.001	
1/29/2019					<0.001
1/30/2019	<0.001	0.00082 (J)	0.0015	<0.001	
3/27/2019	<0.001	0.0013	0.0013	0.0011 (J)	<0.001
9/11/2019	<0.001	0.00082 (J)	0.0017	0.00032 (J)	0.00057 (J)
4/1/2020	<0.001	0.00055 (J)		<0.001	<0.001
4/2/2020			0.0014		
9/15/2020	<0.001	0.00041 (J)	0.0011		
9/16/2020				<0.001	<0.001
3/16/2021	<0.001	0.00069 (J)		<0.001	<0.001
3/17/2021			0.0014		
8/18/2021	0.0004 (J)	0.00045 (J)	0.0013	<0.001	
8/19/2021					<0.001
2/23/2022	<0.001	0.00048 (J)	0.0013	<0.001	0.00028 (J)
8/2/2022			0.0013		
8/3/2022	<0.001	0.00052 (J)		<0.001	<0.001
2/7/2023	<0.001			<0.001	
2/8/2023		<0.001	0.0017		<0.001
8/2/2023	<0.001	<0.001	0.0014	<0.001	<0.001
2/7/2024	<0.001	0.0013	0.002		0.00092 (J)
2/8/2024				<0.001	
8/14/2024	<0.001	0.00099 (J)	0.0018	<0.001	<0.001
2/4/2025		<0.001			<0.001
2/5/2025	<0.001		0.0013	<0.001	

ND substitution: RL or RL/2 if <15% NDs.

Time Series

Constituent: Arsenic (mg/L) Analysis Run 1/8/2026 2:06 PM

Plant McIntosh Client: Southern Company Data: McIntosh LF 4

	GWC-20	GWC-21	GWC-23	GWC-9
8/25/2004				<0.001
9/11/2004				<0.001
9/26/2004				<0.001
10/13/2004				<0.001
7/12/2005				<0.001
12/8/2005				<0.001
6/25/2006				<0.001
11/29/2006				<0.001
6/20/2007				<0.001
7/6/2007				<0.001
12/13/2007				<0.001
6/20/2008				<0.001
12/7/2008				<0.001
7/9/2009				<0.001
12/29/2009				<0.001
6/22/2010				<0.001
1/5/2011				<0.001
7/9/2011				<0.001
1/21/2012				<0.001
7/11/2012				<0.001
1/19/2013				<0.001
7/18/2013				<0.001
1/15/2014				<0.001
7/10/2014				<0.001
1/16/2015				<0.001
6/20/2015				<0.001
12/9/2015	<0.001	<0.001		
12/14/2015	<0.001	<0.001		
12/29/2015	<0.001	0.0022 (J)		
1/14/2016	<0.001	0.002 (J)		<0.001
1/25/2016	<0.001	<0.001		
4/19/2016				<0.001
4/21/2016	<0.001	<0.001		
6/15/2016				<0.001
6/16/2016	0.00014 (J)	0.00046 (J)	0.00043 (J)	
8/10/2016	<0.001	<0.001	0.0021	<0.001
9/27/2016	<0.001	0.00084 (J)		<0.001
9/28/2016			0.0011 (J)	
11/15/2016	<0.001	<0.001		<0.001
11/16/2016			0.0011 (J)	
1/12/2017		<0.001		
1/13/2017	<0.001			0.00055 (J)
1/17/2017			0.00064 (J)	
3/1/2017	<0.001	<0.001		<0.001
3/2/2017			<0.001	
4/24/2017		<0.001		<0.001
4/25/2017	0.00046 (J)		0.0007 (J)	
7/13/2017			<0.001	
7/24/2017				<0.001
7/25/2017	<0.001	<0.001	<0.001	
1/11/2018		<0.001		
1/12/2018	<0.001		<0.001	<0.001

ND substitution: RL or RL/2 if <15% NDs.

Time Series

Constituent: Arsenic (mg/L) Analysis Run 1/8/2026 2:06 PM

Plant McIntosh Client: Southern Company Data: McIntosh LF 4

	GWC-20	GWC-21	GWC-23	GWC-9
7/11/2018	<0.001	<0.001		
7/12/2018			<0.001	<0.001
1/29/2019	<0.001			
1/30/2019		<0.001	0.00034 (J)	<0.001
3/27/2019	<0.001	0.00074 (J)	0.00079 (J)	0.00073 (J)
9/11/2019	0.00066 (J)	0.00064 (J)	0.00051 (J)	0.00044 (J)
4/1/2020	<0.001	<0.001	<0.001	<0.001
9/15/2020	<0.001	<0.001	<0.001	
9/16/2020				<0.001
3/16/2021	<0.001			
3/17/2021		<0.001	<0.001	<0.001
8/19/2021	<0.001	<0.001	<0.001	<0.001
2/22/2022	<0.001			
2/23/2022		<0.001	<0.001	<0.001
8/3/2022	<0.001			<0.001
8/4/2022		<0.001	0.00053 (J)	
2/8/2023	<0.001	<0.001	<0.001	<0.001
8/2/2023	<0.001			<0.001
8/3/2023		<0.001	<0.001	
2/7/2024	<0.001	<0.001	<0.001	0.00095 (J)
8/14/2024	<0.001	<0.001	<0.001	<0.001
2/5/2025	<0.001	<0.001	<0.001	<0.001

ND substitution: RL or RL/2 if <15% NDs.

Time Series

Constituent: Barium (mg/L) Analysis Run 1/8/2026 2:06 PM

Plant McIntosh Client: Southern Company Data: McIntosh LF 4

	GWA-2 (bg)	GWA-3 (bg)	GWA-4A (bg)	GWA-5 (bg)	GWA-13 (bg)
8/25/2004	0.018	0.025	0.0096	0.016	
9/11/2004	0.019	0.015	0.024	0.02	
9/26/2004	0.02	0.017	0.027	0.016	
10/13/2004	0.017	0.017	0.022	0.014	
7/11/2005	0.012	0.012			
7/12/2005			0.029	0.014	
12/7/2005	0.014	0.012			
12/8/2005			0.023	0.014	
6/23/2006	0.018	0.016			
6/24/2006			0.026	0.019	
11/28/2006	0.015	0.017	0.039	0.016	
6/19/2007	0.014	0.1 (o)	0.037	0.018	
7/6/2007	0.014	0.1 (O)		0.018	
12/13/2007	0.014	0.01	0.029		
12/14/2007				0.015	
6/20/2008	0.018	0.026	0.037	0.018	
12/7/2008	0.013	0.097 (O)	0.025	0.016	
7/9/2009	0.019	0.01	0.028	0.019	
12/28/2009	0.012	0.0091			
12/29/2009				0.02	
12/30/2009			0.017		
6/22/2010	0.02	0.011	0.032	0.027	0.0083
1/4/2011	0.02		0.02	0.025	
1/5/2011		0.21 (O)			
7/9/2011	0.028	0.035		0.022	
7/10/2011			0.032		
1/20/2012		0.021			0.051
1/21/2012	0.026		0.026	0.024	
7/11/2012	0.038	0.009	0.023	0.024	
1/19/2013		0.01		0.026	
1/20/2013	0.025		0.011		
7/18/2013		0.014		0.024	
7/19/2013	0.018		0.018		
1/15/2014	0.026	0.016		0.026	
1/16/2014			0.015		
7/10/2014			0.025	0.036	
7/11/2014	0.029	0.016			
1/15/2015		0.014		0.035	
1/16/2015	0.021		0.022		
6/19/2015		0.013		0.066	
6/20/2015	0.031		0.015		
12/7/2015					0.015
12/15/2015					0.015
12/29/2015					0.016
1/13/2016					0.017
1/14/2016			0.016	0.059	
1/16/2016	0.031	0.021			
1/25/2016					0.017
4/19/2016	0.0305	0.0217			
4/20/2016			0.0234	0.0553	0.0144
6/14/2016	0.03	0.024	0.019	0.035	0.015
8/9/2016	0.032	0.023		0.035	0.013

Time Series

Constituent: Barium (mg/L) Analysis Run 1/8/2026 2:06 PM

Plant McIntosh Client: Southern Company Data: McIntosh LF 4

	GWA-2 (bg)	GWA-3 (bg)	GWA-4A (bg)	GWA-5 (bg)	GWA-13 (bg)
8/11/2016			0.024		
9/26/2016	0.031				
9/27/2016		0.016	0.035	0.038	0.015
11/14/2016		0.014	0.034		
11/15/2016	0.033			0.039	0.015
1/10/2017	0.031	0.015	0.021		
1/11/2017				0.037	
1/12/2017					0.012
2/28/2017	0.033	0.017	0.021	0.042	0.016
4/19/2017	0.032	0.013			
4/20/2017			0.019	0.04	0.015
7/17/2017	0.033				
7/18/2017		0.012	0.018	0.04	0.015
1/10/2018	0.034	0.016	0.021	0.048	0.015
7/11/2018	0.035	0.015	0.029	0.044	0.015
1/29/2019	0.034	0.017	0.025	0.05	0.019
3/26/2019			0.023	0.046	0.016
3/27/2019	0.03	0.014			
9/10/2019			0.026	0.044	0.03
9/11/2019	0.034	0.015			
3/31/2020			0.017	0.044	0.015
4/1/2020	0.037	0.014			
9/15/2020	0.036	0.015		0.041	0.014
9/16/2020			0.016		
3/16/2021	0.035	0.015			0.018
3/17/2021			0.014	0.04	
8/17/2021	0.037	0.015			
8/18/2021					0.018
8/19/2021			0.013	0.038	
2/22/2022	0.038	0.015		0.041	0.019
2/23/2022			0.015		
8/2/2022	0.032	0.012		0.043	0.016
8/3/2022			0.032		
2/6/2023					0.016
2/7/2023	0.033	0.012	0.015	0.039	
8/1/2023	0.037		0.016	0.041	0.019
8/2/2023		0.015			
2/6/2024	0.038	0.012	0.019	0.039	0.019
8/13/2024		0.014	0.016	0.036	0.019
8/15/2024	0.036				
2/3/2025			0.022		
2/4/2025	0.045	0.012		0.035	0.023

Time Series

Constituent: Barium (mg/L) Analysis Run 1/8/2026 2:06 PM

Plant McIntosh Client: Southern Company Data: McIntosh LF 4

	GWA-14 (bg)	GWA-15 (bg)	GWA-16 (bg)	GWC-17 (bg)	GWC-18 (bg)
1/20/2012				0.013	
1/21/2012					0.021
7/12/2012	0.077				
12/7/2015	0.018	0.027	0.027		
12/8/2015				0.021	0.053
12/14/2015			0.028	0.021	0.049
12/15/2015	0.017	0.028			
12/28/2015		0.026	0.029	0.02	0.048
12/29/2015	0.018				
1/13/2016	0.018	0.026	0.028	0.019	
1/14/2016					0.048
1/25/2016	0.018	0.027	0.027		
1/26/2016				0.019	0.044
4/19/2016					0.0308
4/20/2016	0.0143		0.0259	0.0188	
4/21/2016		0.0262			
6/14/2016	0.012				
6/15/2016		0.024	0.024	0.017	
6/16/2016					0.029
8/9/2016	0.011	0.023	0.023	0.018	
8/11/2016					0.023
9/27/2016	0.01	0.023	0.021	0.016	
9/28/2016					0.024
11/15/2016	0.012	0.023	0.023	0.017	
11/16/2016					0.022
1/11/2017	0.011	0.022	0.021	0.017	0.017
2/28/2017	0.011	0.023			
3/1/2017			0.022	0.017	0.02
4/20/2017	0.011	0.024	0.022	0.016	
4/25/2017					0.02
7/19/2017	0.012	0.025	0.024	0.017	
7/25/2017					0.017
1/11/2018	0.012	0.023	0.022	0.017	
1/12/2018					0.015
7/11/2018	0.012	0.025	0.023	0.017	0.013
1/29/2019	0.013	0.027	0.026	0.02	
1/30/2019					0.02
3/26/2019	0.012	0.028	0.023		
3/27/2019				0.017	0.014
9/10/2019	0.016		0.039		
9/11/2019		0.023		0.021	0.018
4/1/2020	0.013	0.026	0.022	0.019	0.013
9/15/2020	0.012	0.023	0.024	0.018	0.014
3/16/2021	0.013		0.025	0.017	
3/17/2021		0.028			0.013
8/17/2021	0.014		0.024		
8/19/2021		0.022		0.017	0.013
2/22/2022	0.014	0.026	0.026	0.019	
2/23/2022					0.012
8/2/2022	0.014	0.023	0.029	0.017	0.013
2/7/2023	0.014	0.025	0.026		0.012
2/8/2023				0.02	

Time Series

Constituent: Barium (mg/L) Analysis Run 1/8/2026 2:06 PM

Plant McIntosh Client: Southern Company Data: McIntosh LF 4

	GWA-14 (bg)	GWA-15 (bg)	GWA-16 (bg)	GWC-17 (bg)	GWC-18 (bg)
8/1/2023		0.024	0.031		
8/2/2023	0.014			0.017	0.012
2/6/2024	0.016	0.029	0.028	0.02	
2/7/2024					0.014
8/13/2024	0.017	0.026	0.028	0.019	
8/14/2024					0.013
2/4/2025	0.019	0.028	0.026	0.019	
2/5/2025					0.014

Time Series

Constituent: Barium (mg/L) Analysis Run 1/8/2026 2:06 PM

Plant McIntosh Client: Southern Company Data: McIntosh LF 4

	GWC-1	GWC-10	GWC-11	GWC-12	GWC-19
8/25/2004	0.02	0.036	0.018	0.014	
9/11/2004	0.021	0.036	0.022	0.014	
9/26/2004	0.019	0.035	0.022	0.014	
10/13/2004		0.035	0.017	0.013	
7/11/2005	0.017			0.011	
7/12/2005		0.017	0.015		
12/7/2005	0.018	0.017	0.012	0.012	
6/24/2006	0.018	0.015		0.012	
6/25/2006			0.012		
11/28/2006			0.013	0.011	
11/29/2006	0.026	0.032			
6/20/2007	0.014	0.03		0.014	
6/21/2007			0.012		
7/6/2007	0.014	0.03	0.012	0.014	
12/13/2007	0.013	0.039		0.011	
12/14/2007			0.013		
6/20/2008	0.019	0.038	0.026	0.011	
12/7/2008	0.019	0.034	0.093 (O)	0.01	
7/9/2009	0.029				
7/10/2009		0.032	0.013	0.011	
12/28/2009	0.039			0.011	
12/29/2009		0.03	0.012		
6/22/2010	0.032	0.024	0.014	0.011	
1/4/2011	0.024	0.017		0.013	
1/5/2011			0.011		
7/9/2011	0.034		0.012	0.015	
7/10/2011		0.03			
1/19/2012		0.038			
1/20/2012				0.013	
1/21/2012	0.022	0.022	0.017		
7/11/2012	0.023	0.025	0.015	0.015	
1/19/2013			0.013	0.014	
1/20/2013	0.027	0.029			
7/18/2013				0.013	
7/19/2013	0.037	0.02	0.012		
7/20/2013		0.032			
1/15/2014	0.032		0.012	0.013	
1/16/2014		0.022			
7/10/2014		0.018			
7/11/2014	0.034		0.012	0.016	
1/15/2015				0.012	
1/16/2015	0.032	0.019	0.011		
6/19/2015				0.015	
6/20/2015	0.037	0.021	0.013		
12/8/2015					0.057
12/15/2015					0.052
12/28/2015					0.041
1/14/2016			0.016		0.038
1/16/2016	0.051	0.019		0.013	
1/26/2016					0.034
4/19/2016					0.023
4/20/2016	0.0554		0.0113	0.0114	

Time Series

Constituent: Barium (mg/L) Analysis Run 1/8/2026 2:06 PM

Plant McIntosh Client: Southern Company Data: McIntosh LF 4

	GWC-1	GWC-10	GWC-11	GWC-12	GWC-19
4/21/2016		0.0178			
6/15/2016	0.046		0.013	0.0095 (J)	
6/16/2016		0.022			0.017
8/10/2016	0.042	0.015	0.01	0.0094	0.013
9/27/2016	0.042	0.014	0.01	0.011	
9/28/2016					0.013
11/15/2016	0.042	0.015	0.011	0.0096	0.013
1/12/2017	0.046	0.015	0.01	0.01	
1/16/2017					0.014
3/1/2017	0.048	0.017	0.011	0.011	0.017
4/20/2017	0.046			0.01	
4/24/2017		0.014	0.01		
4/25/2017					0.015
7/19/2017	0.045				
7/20/2017				0.011	
7/24/2017		0.015	0.0089		
7/25/2017					0.012
1/11/2018	0.046	0.013	0.01	0.01	
1/12/2018					0.014
7/11/2018					0.018
7/12/2018	0.045	0.024	0.016	0.011	
1/29/2019					0.016
1/30/2019	0.05	0.023	0.014	0.011	
3/27/2019	0.045	0.019	0.013	0.0099	0.013
9/11/2019	0.038	0.021	0.011	0.01	0.015
4/1/2020	0.041	0.035		0.0097 (J)	0.013
4/2/2020			0.011		
9/15/2020	0.038	0.023	0.015		
9/16/2020				0.011	0.012
3/16/2021	0.039	0.019		0.01	0.0099 (J)
3/17/2021			0.016		
8/18/2021	0.034	0.018	0.011	0.01	
8/19/2021					0.0095 (J)
2/23/2022	0.039	0.018	0.01	0.01	0.01
8/2/2022			0.011		
8/3/2022	0.029	0.017		0.011	0.011
2/7/2023	0.031			0.011	
2/8/2023		0.017	0.011		0.01
8/2/2023	0.03	0.016	0.01	0.014	0.0092 (J)
2/7/2024	0.032	0.017	0.011		0.01
2/8/2024				0.011	
8/14/2024	0.04	0.021	0.011	0.012	0.011
2/4/2025		0.024			0.01
2/5/2025	0.036		0.012	0.011	

Time Series

Constituent: Barium (mg/L) Analysis Run 1/8/2026 2:06 PM

Plant McIntosh Client: Southern Company Data: McIntosh LF 4

	GWC-20	GWC-21	GWC-23	GWC-9
8/25/2004				0.029
9/11/2004				0.031
9/26/2004				0.03
10/13/2004				0.024
7/12/2005				0.022
12/8/2005				0.032
6/25/2006				0.026
11/29/2006				0.02
6/20/2007				0.018
7/6/2007				0.018
12/13/2007				0.017
6/20/2008				0.018
12/7/2008				0.016
7/9/2009				0.019
12/29/2009				0.02
6/22/2010				0.022
1/5/2011				0.021
7/9/2011				0.021
1/21/2012				0.021
7/11/2012				0.021
1/19/2013				0.024
7/18/2013				0.024
1/15/2014				0.022
7/10/2014				0.023
1/16/2015				0.015
6/20/2015				0.024
12/9/2015	0.039	0.024		
12/14/2015	0.045	0.027		
12/29/2015	0.045	0.027		
1/14/2016	0.034	0.025		0.026
1/25/2016	0.038	0.023		
4/19/2016				0.0274
4/21/2016	0.0325	0.0165		
6/15/2016				0.024
6/16/2016	0.027	0.018	0.057	
8/10/2016	0.025	0.014	0.072	0.031
9/27/2016	0.023	0.018		0.029
9/28/2016			0.076	
11/15/2016	0.022	0.015		0.029
11/16/2016			0.057	
1/12/2017		0.014		
1/13/2017	0.021			0.025
1/17/2017			0.049	
3/1/2017	0.021	0.015		0.03
3/2/2017			0.067	
4/24/2017		0.015		0.024
4/25/2017	0.02		0.049	
7/13/2017			0.04	
7/24/2017				0.026
7/25/2017	0.02	0.015	0.038	
1/11/2018		0.016		
1/12/2018	0.021		0.037	0.027

Time Series

Constituent: Barium (mg/L) Analysis Run 1/8/2026 2:06 PM

Plant McIntosh Client: Southern Company Data: McIntosh LF 4

	GWC-20	GWC-21	GWC-23	GWC-9
7/11/2018	0.021	0.017		
7/12/2018			0.037	0.031
1/29/2019	0.017			
1/30/2019		0.017	0.034	0.032
3/27/2019	0.018	0.016	0.027	0.023
9/11/2019	0.021	0.019	0.023	0.029
4/1/2020	0.016	0.018	0.024	0.021
9/15/2020	0.021	0.021	0.024	
9/16/2020				0.033
3/16/2021	0.016			
3/17/2021		0.019	0.024	0.041
8/19/2021	0.017	0.018	0.019	0.024
2/22/2022	0.018			
2/23/2022		0.02	0.024	0.026
8/3/2022	0.018			0.03
8/4/2022		0.022	0.017	
2/8/2023	0.015	0.019	0.016	0.024
8/2/2023	0.015			0.021
8/3/2023		0.018	0.012	
2/7/2024	0.016	0.02	0.02	0.023
8/14/2024	0.015	0.02	0.027	0.024
2/5/2025	0.015	0.022	0.023	0.03

Time Series

Constituent: Beryllium (mg/L) Analysis Run 1/8/2026 2:06 PM

Plant McIntosh Client: Southern Company Data: McIntosh LF 4

	GWA-2 (bg)	GWA-3 (bg)	GWA-4A (bg)	GWA-5 (bg)	GWA-13 (bg)
8/25/2004	<0.0025	<0.0025	<0.0025	<0.0025	
9/11/2004	<0.0025	<0.0025	<0.0025	<0.0025	
9/26/2004	<0.0025	<0.0025	<0.0025	<0.0025	
10/13/2004	<0.0025	<0.0025	<0.0025	<0.0025	
7/11/2005	<0.0025	<0.0025			
7/12/2005			<0.0025	0.0011	
12/7/2005	<0.0025	<0.0025			
12/8/2005			<0.0025	<0.0025	
6/23/2006	<0.0025	<0.0025			
6/24/2006			<0.0025	<0.0025	
11/28/2006	<0.0025	<0.0025	<0.0025	<0.0025	
6/19/2007	<0.0025	<0.0025	<0.0025	<0.0025	
7/6/2007	<0.0025	<0.0025		<0.0025	
12/13/2007	<0.0025	<0.0025	<0.0025		
12/14/2007				<0.0025	
6/20/2008	<0.0025	<0.0025	<0.0025	<0.0025	
12/7/2008	<0.0025	<0.0025	<0.0025	<0.0025	
7/9/2009	<0.0025	<0.0025	<0.0025	<0.0025	
12/28/2009	<0.0025	<0.0025			
12/29/2009				<0.0025	
12/30/2009			<0.0025		
6/22/2010	<0.0025	<0.0025	<0.0025	<0.0025	<0.0025
1/4/2011	<0.0025		<0.0025	<0.0025	
1/5/2011		0.0018			
7/9/2011	<0.0025	<0.0025		<0.0025	
7/10/2011			<0.0025		
1/20/2012		<0.0025			<0.0025
1/21/2012	<0.0025		<0.0025	<0.0025	
7/11/2012	<0.0025	<0.0025	<0.0025	<0.0025	
1/19/2013		<0.0025		<0.0025	
1/20/2013	<0.0025		<0.0025		
7/18/2013		<0.0025		<0.0025	
7/19/2013	<0.0025		<0.0025		
1/15/2014	0.00011 (J)	<0.0025		<0.0025	
1/16/2014			<0.0025		
7/10/2014			0.0001 (J)	<0.0025	
7/11/2014	0.0001 (J)	<0.0025			
1/15/2015		<0.0025		<0.0025	
1/16/2015	<0.0025		<0.0025		
6/19/2015		<0.0025		0.00013 (J)	
6/20/2015	<0.0025		<0.0025		
12/7/2015					<0.0025
12/15/2015					<0.0025
12/29/2015					<0.0025
1/13/2016					<0.0025
1/14/2016			<0.0025	<0.0025	
1/16/2016	<0.0025	<0.0025			
1/25/2016					<0.0025
4/19/2016	<0.0025	<0.0025			
4/20/2016			<0.0025	<0.0025	<0.0025
6/14/2016	6.5E-05 (J)	3.2E-05 (J)	8.7E-05 (J)	5.4E-05 (J)	7.1E-05 (J)
8/9/2016	<0.0025	<0.0025		<0.0025	<0.0025

ND substitution: RL or RL/2 if <15% NDs.

Time Series

Constituent: Beryllium (mg/L) Analysis Run 1/8/2026 2:06 PM

Plant McIntosh Client: Southern Company Data: McIntosh LF 4

	GWA-2 (bg)	GWA-3 (bg)	GWA-4A (bg)	GWA-5 (bg)	GWA-13 (bg)
8/11/2016			<0.0025		
9/26/2016	<0.0025				
9/27/2016		<0.0025	<0.0025	<0.0025	<0.0025
11/14/2016		<0.0025	<0.0025		
11/15/2016	<0.0025			<0.0025	<0.0025
1/10/2017	<0.0025	<0.0025	<0.0025		
1/11/2017				<0.0025	
1/12/2017					<0.0025
2/28/2017	<0.0025	<0.0025	<0.0025	<0.0025	<0.0025
4/19/2017	<0.0025	<0.0025			
4/20/2017			<0.0025	<0.0025	<0.0025
7/17/2017	<0.0025				
7/18/2017		<0.0025	<0.0025	<0.0025	<0.0025
1/10/2018	<0.0025	<0.0025	<0.0025	<0.0025	<0.0025
7/11/2018	<0.0025	<0.0025	<0.0025	<0.0025	<0.0025
1/29/2019	6.3E-05 (J)	<0.0025	0.00011 (J)	<0.0025	<0.0025
3/26/2019			<0.0025	<0.0025	<0.0025
3/27/2019	<0.0025	<0.0025			
9/10/2019			0.0006 (J)	<0.0025	0.0008 (J)
9/11/2019	<0.0025	<0.0025			
3/31/2020			<0.0025	<0.0025	<0.0025
4/1/2020	<0.0025	<0.0025			
9/15/2020	0.00024 (J)	<0.0025		<0.0025	<0.0025
9/16/2020			<0.0025		
3/16/2021	<0.0025	<0.0025			0.0002 (J)
3/17/2021			<0.0025	<0.0025	
8/17/2021	0.00018 (J)	<0.0025			
8/18/2021					<0.0025
8/19/2021			<0.0025	<0.0025	
2/22/2022	<0.0025	<0.0025		<0.0025	<0.0025
2/23/2022			<0.0025		
8/2/2022	<0.0025	<0.0025		<0.0025	<0.0025
8/3/2022			<0.0025		
2/6/2023					<0.0025
2/7/2023	<0.0025	<0.0025	<0.0025	<0.0025	
8/1/2023	<0.0025		<0.0025	<0.0025	<0.0025
8/2/2023		<0.0025			
2/6/2024	<0.0025	<0.0025	<0.0025	<0.0025	<0.0025
8/13/2024		<0.0025	<0.0025	<0.0025	<0.0025
8/15/2024	<0.0025				
2/3/2025			<0.0025		
2/4/2025	<0.0025	<0.0025		<0.0025	<0.0025

ND substitution: RL or RL/2 if <15% NDs.

Time Series

Constituent: Beryllium (mg/L) Analysis Run 1/8/2026 2:06 PM

Plant McIntosh Client: Southern Company Data: McIntosh LF 4

	GWA-14 (bg)	GWA-15 (bg)	GWA-16 (bg)	GWC-17 (bg)	GWC-18 (bg)
1/20/2012				<0.0013	
1/21/2012					<0.0025
7/12/2012	<0.0025				
12/7/2015	<0.0025	<0.0025	<0.0025		
12/8/2015				0.00046 (J)	<0.0025
12/14/2015			<0.0025	0.00052 (J)	<0.0025
12/15/2015	<0.0025	<0.0025			
12/28/2015		<0.0025	<0.0025	0.00057 (J)	<0.0025
12/29/2015	<0.0025				
1/13/2016	<0.0025	<0.0025	<0.0025	0.00056 (J)	
1/14/2016					<0.0025
1/25/2016	<0.0025	<0.0025	<0.0025		
1/26/2016				0.00057 (J)	<0.0025
4/19/2016					<0.0025
4/20/2016	<0.0025		<0.0025	<0.003 (O)	
4/21/2016		<0.0025			
6/14/2016	4.4E-05 (J)				
6/15/2016		3.8E-05 (J)	0.00011 (J)	0.00056 (J)	
6/16/2016					<0.0025
8/9/2016	<0.0025	<0.0025	<0.0025	0.00054 (J)	
8/11/2016					<0.0025
9/27/2016	<0.0025	<0.0025	<0.0025	0.00056 (J)	
9/28/2016					<0.0025
11/15/2016	<0.0025	<0.0025	<0.0025	0.00047 (J)	
11/16/2016					<0.0025
1/11/2017	<0.0025	<0.0025	<0.0025	0.00066 (J)	<0.0025
2/28/2017	<0.0025	<0.0025			
3/1/2017			<0.0025	0.00066 (J)	<0.0025
4/20/2017	<0.0025	<0.0025	<0.0025	0.00055 (J)	
4/25/2017					<0.0025
7/19/2017	<0.0025	<0.0025	<0.0025	0.00061 (J)	
7/25/2017					<0.0025
1/11/2018	<0.0025	<0.0025	<0.0025	0.00064 (J)	
1/12/2018					<0.0025
7/11/2018	<0.0025	<0.0025	<0.0025	0.00065 (J)	<0.0025
1/29/2019	<0.0025	<0.0025	<0.0025	0.00062 (J)	
1/30/2019					8.3E-05 (J)
3/26/2019	<0.0025	<0.0025	<0.0025		
3/27/2019				0.00062 (J)	<0.0025
9/10/2019	0.00025 (J)		0.00036 (J)		
9/11/2019		<0.0025		0.001	0.00026 (J)
4/1/2020	<0.0025	<0.0025	<0.0025	0.00058 (J)	<0.0025
9/15/2020	<0.0025	<0.0025	<0.0025	0.00063 (J)	<0.0025
3/16/2021	<0.0025		<0.0025	0.00062 (J)	
3/17/2021		<0.0025			<0.0025
8/17/2021	<0.0025		<0.0025		
8/19/2021		<0.0025		0.00057 (J)	<0.0025
2/22/2022	<0.0025	<0.0025	<0.0025	0.00078 (J)	
2/23/2022					<0.0025
8/2/2022	<0.0025	<0.0025	<0.0025	0.00057 (J)	<0.0025
2/7/2023	<0.0025	<0.0025	<0.0025		<0.0025
2/8/2023				0.00071 (J)	

ND substitution: RL or RL/2 if <15% NDs.

Time Series

Constituent: Beryllium (mg/L) Analysis Run 1/8/2026 2:06 PM

Plant McIntosh Client: Southern Company Data: McIntosh LF 4

	GWA-14 (bg)	GWA-15 (bg)	GWA-16 (bg)	GWC-17 (bg)	GWC-18 (bg)
8/1/2023		<0.0025	<0.0025		
8/2/2023	<0.0025			0.00057 (J)	<0.0025
2/6/2024	<0.0025	<0.0025	<0.0025	0.0007 (J)	
2/7/2024					<0.0025
8/13/2024	<0.0025	<0.0025	<0.0025	0.0006 (J)	
8/14/2024					<0.0025
2/4/2025	<0.0025	<0.0025	<0.0025	0.00073 (J)	
2/5/2025					<0.0025

ND substitution: RL or RL/2 if <15% NDs.

Time Series

Constituent: Beryllium (mg/L) Analysis Run 1/8/2026 2:06 PM

Plant McIntosh Client: Southern Company Data: McIntosh LF 4

	GWC-1	GWC-10	GWC-11	GWC-12	GWC-19
8/25/2004	<0.0025	<0.0025	<0.0025	<0.0025	
9/11/2004	<0.0025	<0.0025	<0.0025	<0.0025	
9/26/2004	<0.0025	<0.0025	<0.0025	<0.0025	
10/13/2004		<0.0025	<0.0025	<0.0025	
7/11/2005	<0.0025			<0.0025	
7/12/2005		<0.0025	<0.0025		
12/7/2005	<0.0025	<0.0025	<0.0025	<0.0025	
6/24/2006	<0.0025	<0.0025		<0.0025	
6/25/2006			<0.0025		
11/28/2006			<0.0025	<0.0025	
11/29/2006	<0.0025	<0.0025			
6/20/2007	<0.0025	<0.0025		<0.0025	
6/21/2007			<0.0025		
7/6/2007	<0.0025	<0.0025	<0.0025	<0.0025	
12/13/2007	<0.0025	<0.0025		<0.0025	
12/14/2007			<0.0025		
6/20/2008	<0.0025	<0.0025	<0.0025	<0.0025	
12/7/2008	<0.0025	<0.0025	<0.0025	<0.0025	
7/9/2009	<0.0025				
7/10/2009		<0.0025	<0.0025	<0.0025	
12/28/2009	<0.0025			<0.0025	
12/29/2009		<0.0025	<0.0025		
6/22/2010	<0.0025	<0.0025	<0.0025	<0.0025	
1/4/2011	<0.0025	<0.0025		<0.0025	
1/5/2011			<0.0025		
7/9/2011	<0.0025		<0.0025	<0.0025	
7/10/2011		<0.0025			
1/19/2012		<0.0025			
1/20/2012				<0.0025	
1/21/2012	<0.0025	<0.0025	<0.0025		
7/11/2012	<0.0025	<0.0025	<0.0025	<0.0025	
1/19/2013			<0.0025	<0.0025	
1/20/2013	<0.0025	<0.0025			
7/18/2013				<0.0025	
7/19/2013	<0.0025	<0.0025	<0.0025		
7/20/2013		<0.0025			
1/15/2014	0.00016 (J)		<0.0025	0.00017 (J)	
1/16/2014		<0.0025			
7/10/2014		<0.0025			
7/11/2014	0.00018 (J)		<0.0025	0.00024 (J)	
1/15/2015				0.00015 (J)	
1/16/2015	0.00016 (J)	<0.0025	<0.0025		
6/19/2015				0.00016 (J)	
6/20/2015	0.00017 (J)	0.00013 (J)	<0.0025		
12/8/2015					0.00018 (J)
12/15/2015					0.00014 (J)
12/28/2015					9E-05 (J)
1/14/2016			<0.0025		0.0001 (J)
1/16/2016	8E-05 (J)	<0.0025		0.00014 (J)	
1/26/2016					0.00011 (J)
4/19/2016					<0.0025
4/20/2016	<0.0025		<0.0025	<0.0025	

ND substitution: RL or RL/2 if <15% NDs.

Time Series

Constituent: Beryllium (mg/L) Analysis Run 1/8/2026 2:06 PM

Plant McIntosh Client: Southern Company Data: McIntosh LF 4

	GWC-1	GWC-10	GWC-11	GWC-12	GWC-19
4/21/2016		<0.0025			
6/15/2016	0.00012 (J)		<0.0025	0.00014 (J)	
6/16/2016		8.5E-05 (J)			0.00011 (J)
8/10/2016	<0.0025	<0.0025	<0.0025	<0.0025	<0.0025
9/27/2016	<0.0025	<0.0025	<0.0025	<0.0025	
9/28/2016					<0.0025
11/15/2016	<0.0025	<0.0025	<0.0025	<0.0025	<0.0025
1/12/2017	<0.0025	<0.0025	<0.0025	<0.0025	
1/16/2017					<0.0025
3/1/2017	<0.0025	<0.0025	<0.0025	<0.0025	<0.0025
4/20/2017	<0.0025			<0.0025	
4/24/2017		<0.0025	<0.0025		
4/25/2017					<0.0025
7/19/2017	<0.0025				
7/20/2017				<0.0025	
7/24/2017		<0.0025	<0.0025		
7/25/2017					<0.0025
1/11/2018	<0.0025	<0.0025	<0.0025	<0.0025	
1/12/2018					<0.0025
7/11/2018					<0.0025
7/12/2018	<0.0025	<0.0025	<0.0025	<0.0025	
1/29/2019					0.00023 (J)
1/30/2019	0.00018 (J)	<0.0025	<0.0025	0.00018 (J)	
3/27/2019	<0.0025	<0.0025	<0.0025	<0.0025	<0.0025
9/11/2019	0.00021 (J)	<0.0025	<0.0025	0.00022 (J)	0.00058 (J)
4/1/2020	<0.0025	<0.0025		<0.0025	<0.0025
4/2/2020			0.00023 (J)		
9/15/2020	<0.0025	<0.0025	<0.0025		
9/16/2020				<0.0025	0.00022 (J)
3/16/2021	0.00022 (J)	0.00033 (J)		0.00037 (J)	0.00024 (J)
3/17/2021			0.00048 (J)		
8/18/2021	0.00018 (J)	<0.0025	<0.0025	<0.0025	
8/19/2021					<0.0025
2/23/2022	<0.0025	<0.0025	<0.0025	<0.0025	0.00031 (J)
8/2/2022			<0.0025		
8/3/2022	<0.0025	<0.0025		0.00027 (J)	<0.0025
2/7/2023	<0.0025			<0.0025	
2/8/2023		<0.0025	<0.0025		0.00022 (J)
8/2/2023	<0.0025	<0.0025	<0.0025	<0.0025	0.0002 (J)
2/7/2024	<0.0025	<0.0025	<0.0025		<0.0025
2/8/2024				0.00022 (J)	
8/14/2024	0.0002 (J)	<0.0025	<0.0025	<0.0025	0.00026 (J)
2/4/2025		<0.0025			0.00047 (J)
2/5/2025	0.00034 (J)		<0.0025	<0.0025	

ND substitution: RL or RL/2 if <15% NDs.

Time Series

Constituent: Beryllium (mg/L) Analysis Run 1/8/2026 2:06 PM

Plant McIntosh Client: Southern Company Data: McIntosh LF 4

	GWC-20	GWC-21	GWC-23	GWC-9
8/25/2004				<0.0025
9/11/2004				<0.0025
9/26/2004				<0.0025
10/13/2004				<0.0025
7/12/2005				<0.0025
12/8/2005				<0.0025
6/25/2006				<0.0025
11/29/2006				<0.0025
6/20/2007				<0.0025
7/6/2007				<0.0025
12/13/2007				<0.0025
6/20/2008				<0.0025
12/7/2008				<0.0025
7/9/2009				<0.0025
12/29/2009				<0.0025
6/22/2010				<0.0025
1/5/2011				<0.0025
7/9/2011				<0.0025
1/21/2012				<0.0025
7/11/2012				<0.0025
1/19/2013				<0.0025
7/18/2013				<0.0025
1/15/2014				<0.0025
7/10/2014				0.0001 (J)
1/16/2015				<0.0025
6/20/2015				<0.0025
12/9/2015	0.00026 (J)	<0.0025		
12/14/2015	0.00032 (J)	<0.0025		
12/29/2015	0.00043 (J)	<0.0025		
1/14/2016	0.00032 (J)	<0.0025		<0.0025
1/25/2016	0.00038 (J)	<0.0025		
4/19/2016				<0.0025
4/21/2016	<0.0025	<0.0025		
6/15/2016				7.7E-05 (J)
6/16/2016	0.00032 (J)	<0.0025	<0.0025	
8/10/2016	<0.0025	<0.0025	<0.0025	<0.0025
9/27/2016	<0.0025	0.00064 (J)		<0.0025
9/28/2016			<0.0025	
11/15/2016	<0.0025	<0.0025		<0.0025
11/16/2016			<0.0025	
1/12/2017		<0.0025		
1/13/2017	<0.0025			<0.0025
1/17/2017			<0.0025	
3/1/2017	<0.0025	<0.0025		<0.0025
3/2/2017			<0.0025	
4/24/2017		<0.0025		<0.0025
4/25/2017	<0.0025		<0.0025	
7/13/2017			<0.0025	
7/24/2017				<0.0025
7/25/2017	<0.0025	<0.0025	<0.0025	
1/11/2018		<0.0025		
1/12/2018	<0.0025		<0.0025	<0.0025

ND substitution: RL or RL/2 if <15% NDs.

Time Series

Constituent: Beryllium (mg/L) Analysis Run 1/8/2026 2:06 PM

Plant McIntosh Client: Southern Company Data: McIntosh LF 4

	GWC-20	GWC-21	GWC-23	GWC-9
7/11/2018	<0.0025	<0.0025		
7/12/2018			<0.0025	<0.0025
1/29/2019	0.00016 (J)			
1/30/2019		0.00016 (J)	0.00015 (J)	0.00016 (J)
3/27/2019	<0.0025	<0.0025	<0.0025	<0.0025
9/11/2019	0.00052 (J)	0.00054 (J)	0.00026 (J)	0.00021 (J)
4/1/2020	<0.0025	<0.0025	<0.0025	<0.0025
9/15/2020	0.00025 (J)	<0.0025	<0.0025	
9/16/2020				<0.0025
3/16/2021	0.00022 (J)			
3/17/2021		<0.0025	0.00018 (J)	0.00024 (J)
8/19/2021	<0.0025	<0.0025	<0.0025	<0.0025
2/22/2022	<0.0025			
2/23/2022		<0.0025	<0.0025	<0.0025
8/3/2022	0.00031 (J)			<0.0025
8/4/2022		<0.0025	<0.0025	
2/8/2023	<0.0025	<0.0025	<0.0025	<0.0025
8/2/2023	<0.0025			<0.0025
8/3/2023		<0.0025	<0.0025	
2/7/2024	<0.0025	<0.0025	<0.0025	<0.0025
8/14/2024	0.0002 (J)	<0.0025	<0.0025	<0.0025
2/5/2025	0.00023 (J)	<0.0025	<0.0025	<0.0025

ND substitution: RL or RL/2 if <15% NDs.

Time Series

Constituent: Boron (mg/L) Analysis Run 1/8/2026 2:06 PM

Plant McIntosh Client: Southern Company Data: McIntosh LF 4

	GWA-2 (bg)	GWA-3 (bg)	GWA-4A (bg)	GWA-5 (bg)	GWA-13 (bg)
4/19/2016	<0.08	<0.08			
4/20/2016			<0.08	<0.08	<0.08
6/14/2016	0.012 (J)	0.0077 (J)	0.01 (J)	0.011 (J)	0.0086 (J)
8/9/2016	<0.08	<0.08		<0.08	<0.08
8/11/2016			<0.08		
9/26/2016	<0.08				
9/27/2016		<0.08	<0.08	<0.08	<0.08
11/14/2016		<0.08	<0.08		
11/15/2016	<0.08			<0.08	<0.08
1/10/2017	<0.08	<0.08	<0.08		
1/11/2017				<0.08	
1/12/2017					<0.08
2/28/2017	0.022 (J)	<0.08	<0.08	<0.08	<0.08
4/19/2017	<0.08	<0.08			
4/20/2017			<0.08	<0.08	<0.08
10/10/2017	<0.08		<0.08		
10/11/2017		<0.08		<0.08	<0.08
1/10/2018	<0.08	<0.08	<0.08	<0.08	<0.08
7/11/2018	<0.08	<0.08	<0.08	<0.08	<0.08
1/29/2019	<0.08	<0.08	<0.08	<0.08	<0.08
3/26/2019			<0.08	<0.08	<0.08
3/27/2019	<0.08	<0.08			
9/10/2019			0.052 (J)	<0.08	0.061 (J)
9/11/2019	<0.08	<0.08			
3/31/2020			<0.08	<0.08	<0.08
4/1/2020	0.042 (J)	<0.08			
9/15/2020	<0.08	0.061 (J)		0.047 (J)	<0.08
9/16/2020			0.056 (J)		
3/16/2021	<0.08	<0.08			<0.08
3/17/2021			<0.08	<0.08	
8/17/2021	0.069 (J)	<0.08			
8/18/2021					0.044 (J)
8/19/2021			<0.08	<0.08	
2/22/2022	0.11	0.065 (J)		<0.08	<0.08
2/23/2022			0.096		
8/2/2022	<0.08	<0.08		<0.08	<0.08
8/3/2022			<0.08		
2/6/2023					<0.08
2/7/2023	<0.08	<0.08	0.022 (J)	0.024 (J)	
8/1/2023	0.024 (J)		0.026 (J)	0.047 (J)	0.035 (J)
8/2/2023		0.025 (J)			
2/6/2024	<0.08	0.023 (J)	<0.08	<0.08	<0.08
8/13/2024		<0.08	0.024 (J)	<0.08	<0.08
8/15/2024	0.026 (J)				
2/3/2025			0.023 (J)		
2/4/2025	<0.08	0.026 (J)		<0.08	<0.08

ND substitution: RL or RL/2 if <15% NDs.

Time Series

Constituent: Boron (mg/L) Analysis Run 1/8/2026 2:06 PM

Plant McIntosh Client: Southern Company Data: McIntosh LF 4

	GWA-14 (bg)	GWA-15 (bg)	GWA-16 (bg)	GWC-17 (bg)	GWC-18 (bg)
4/19/2016					<0.08
4/20/2016	<0.08		<0.08	<0.08	
4/21/2016		<0.08			
6/14/2016	0.0098 (J)				
6/15/2016		0.0095 (J)	0.0085 (J)	0.0095 (J)	
6/16/2016					0.011 (J)
8/9/2016	<0.08	<0.08	<0.08	<0.08	
8/11/2016					<0.08
9/27/2016	<0.08	<0.08	<0.08	<0.08	
9/28/2016					<0.08
11/15/2016	<0.08	<0.08	<0.08	<0.08	
11/16/2016					<0.08
1/11/2017	<0.08	<0.08	<0.08	<0.08	<0.08
2/28/2017	<0.08	<0.08			
3/1/2017			<0.08	<0.08	<0.08
4/20/2017	<0.08	<0.08	<0.08	<0.08	
4/25/2017					<0.08
10/11/2017	<0.08	<0.08	<0.08	<0.08	
10/12/2017					<0.08
1/11/2018	<0.08	<0.08	<0.08	<0.08	
1/12/2018					<0.08
7/11/2018	<0.08	<0.08	<0.08	<0.08	<0.08
1/29/2019	<0.08	<0.08	<0.08	<0.08	
1/30/2019					<0.08
3/26/2019	<0.08	<0.08	<0.08		
3/27/2019				<0.08	<0.08
9/10/2019	<0.08		<0.08		
9/11/2019		<0.08		<0.08	<0.08
4/1/2020	<0.08	<0.08	<0.08	<0.08	<0.08
9/15/2020	<0.08	<0.08	<0.08	<0.08	<0.08
3/16/2021	<0.08		<0.08	<0.08	
3/17/2021		<0.08			<0.08
8/17/2021	0.1		0.061 (J)		
8/19/2021		<0.08		<0.08	<0.08
2/22/2022	<0.08	<0.08	<0.08	<0.08	
2/23/2022					<0.08
8/2/2022	<0.08	<0.08	<0.08	<0.08	<0.08
2/7/2023	<0.08	<0.08	<0.08		<0.08
2/8/2023				<0.08	
8/1/2023		<0.08	<0.08		
8/2/2023	0.038 (J)			<0.08	<0.08
2/6/2024	<0.08	<0.08	<0.08	<0.08	
2/7/2024					<0.08
8/13/2024	<0.08	<0.08	<0.08	<0.08	
8/14/2024					0.022 (J)
2/4/2025	<0.08	<0.08	<0.08	<0.08	
2/5/2025					0.026 (J)

ND substitution: RL or RL/2 if <15% NDs.

Time Series

Constituent: Boron (mg/L) Analysis Run 1/8/2026 2:06 PM

Plant McIntosh Client: Southern Company Data: McIntosh LF 4

	GWC-1	GWC-10	GWC-11	GWC-12	GWC-19
4/19/2016					<0.08
4/20/2016	<0.08		<0.08	<0.08	
4/21/2016		<0.08			
6/15/2016	0.017 (J)		0.011 (J)	0.01 (J)	
6/16/2016		0.017 (J)			0.0069 (J)
8/10/2016	<0.08	<0.08	<0.08	<0.08	<0.08
9/27/2016	<0.08	<0.08	<0.08	<0.08	
9/28/2016					<0.08
11/15/2016	<0.08	0.021 (J)	<0.08	<0.08	<0.08
1/12/2017	<0.08	0.041 (J)	<0.08	<0.08	
1/16/2017					<0.08
3/1/2017	<0.08	0.052	<0.08	<0.08	<0.08
4/20/2017	<0.08			<0.08	
4/24/2017		0.064	<0.08		
4/25/2017					<0.08
10/11/2017	<0.08		<0.08		
10/12/2017		0.06		<0.08	<0.08
12/12/2017		0.086			
1/11/2018	<0.08	0.06	<0.08	<0.08	
1/12/2018					<0.08
7/11/2018					<0.08
7/12/2018	<0.08	0.054	<0.08	<0.08	
1/29/2019					<0.08
1/30/2019	<0.08	0.055	<0.08	<0.08	
3/27/2019	<0.08	0.05	<0.08	<0.08	<0.08
9/11/2019	<0.08	0.067 (J)	<0.08	<0.08	<0.08
4/1/2020	<0.08	0.068 (J)		<0.08	<0.08
4/2/2020			0.066 (J)		
9/15/2020	<0.08	0.062 (J)	<0.08		
9/16/2020				<0.08	0.046 (J)
3/16/2021	<0.08	0.045 (J)		<0.08	<0.08
3/17/2021			<0.08		
8/18/2021	0.046 (J)	0.069 (J)	<0.08	<0.08	
8/19/2021					<0.08
2/23/2022	<0.08	0.069 (J)	<0.08	<0.08	<0.08
8/2/2022			<0.08		
8/3/2022	0.064 (J)	<0.08		<0.08	<0.08
2/7/2023	<0.08			<0.08	
2/8/2023		0.043 (J)	0.022 (J)		0.024 (J)
8/2/2023	<0.08	0.034 (J)	<0.08	<0.08	<0.08
2/7/2024	<0.08	0.034 (J)	<0.08		<0.08
2/8/2024				<0.08	
8/14/2024	0.025 (J)	0.035 (J)	<0.08	<0.08	<0.08
2/4/2025		0.036 (J)			<0.08
2/5/2025	0.022 (J)		<0.08	<0.08	

ND substitution: RL or RL/2 if <15% NDs.

Time Series

Constituent: Boron (mg/L) Analysis Run 1/8/2026 2:06 PM

Plant McIntosh Client: Southern Company Data: McIntosh LF 4

	GWC-20	GWC-21	GWC-23	GWC-9
4/19/2016				<0.08
4/21/2016	<0.08	<0.08		
6/15/2016				0.018 (J)
6/16/2016	0.012 (J)	0.012 (J)	0.017 (J)	
8/10/2016	<0.08	<0.08	<0.08	<0.08
9/27/2016	<0.08	<0.08		<0.08
9/28/2016			<0.08	
11/15/2016	<0.08	<0.08		<0.08
11/16/2016			<0.08	
1/12/2017		<0.08		
1/13/2017	<0.08			<0.08
1/17/2017			<0.08	
3/1/2017	<0.08	<0.08		<0.08
3/2/2017			<0.08	
4/24/2017		<0.08		<0.08
4/25/2017	<0.08		<0.08	
7/13/2017			<0.08	
10/12/2017	<0.08	<0.08	<0.08	<0.08
1/11/2018		<0.08		
1/12/2018	<0.08		<0.08	<0.08
7/11/2018	<0.08	<0.08		
7/12/2018			<0.08	<0.08
1/29/2019	<0.08			
1/30/2019		<0.08	<0.08	<0.08
3/27/2019	<0.08	<0.08	<0.08	<0.08
9/11/2019	0.042 (J)	0.055 (J)	0.04 (J)	<0.08
4/1/2020	<0.08	<0.08	<0.08	<0.08
9/15/2020	<0.08	<0.08	<0.08	
9/16/2020				0.042 (J)
3/16/2021	<0.08			
3/17/2021		<0.08	<0.08	<0.08
8/19/2021	<0.08	<0.08	<0.08	<0.08
2/22/2022	<0.08			
2/23/2022		<0.08	<0.08	<0.08
8/3/2022	<0.08			<0.08
8/4/2022		<0.08	<0.08	
2/8/2023	<0.08	0.027 (J)	<0.08	0.026 (J)
8/2/2023	<0.08			0.026 (J)
8/3/2023		0.022 (J)	<0.08	
2/7/2024	<0.08	0.024 (J)	<0.08	0.029 (J)
8/14/2024	<0.08	0.026 (J)	0.022 (J)	0.043 (J)
2/5/2025	0.034 (J)	0.024 (J)	0.023 (J)	0.069 (J)

ND substitution: RL or RL/2 if <15% NDs.

Time Series

Constituent: Cadmium (mg/L) Analysis Run 1/8/2026 2:06 PM

Plant McIntosh Client: Southern Company Data: McIntosh LF 4

	GWA-2 (bg)	GWA-3 (bg)	GWA-4A (bg)	GWA-5 (bg)	GWA-13 (bg)
8/25/2004	<0.0025	<0.0025	<0.0025	<0.0025	
9/11/2004	<0.0025	<0.0025	<0.0025	<0.0025	
9/26/2004	<0.0025	<0.0025	<0.0025	<0.0025	
10/13/2004	<0.0025	<0.0025	<0.0025	<0.0025	
7/11/2005	<0.0025	<0.0025			
7/12/2005			<0.0025	<0.0025	
12/7/2005	<0.0025	<0.0025			
12/8/2005			<0.0025	<0.0025	
6/23/2006	<0.0025	<0.0025			
6/24/2006			<0.0025	<0.0025	
11/28/2006	<0.0025	<0.0025	<0.0025	<0.0025	
6/19/2007	<0.0025	<0.0025	<0.0025	<0.0025	
7/6/2007	<0.0025	<0.0025		<0.0025	
12/13/2007	<0.0025	<0.0025	<0.0025		
12/14/2007				<0.0025	
6/20/2008	<0.0025	<0.0025	<0.0025	<0.0025	
12/7/2008	<0.0025	<0.0025	<0.0025	<0.0025	
7/9/2009	<0.0025	<0.0025	<0.0025	<0.0025	
12/28/2009	<0.0025	<0.0025			
12/29/2009				<0.0025	
12/30/2009			<0.0025		
6/22/2010	<0.0025	<0.0025	<0.0025	<0.0025	<0.0025
1/4/2011	<0.0025		<0.0025	<0.0025	
1/5/2011		<0.0025			
7/9/2011	<0.0025	<0.0025		<0.0025	
7/10/2011			<0.0025		
1/20/2012		<0.0025			
1/21/2012	<0.0025		<0.0025	<0.0025	
7/11/2012	<0.0025	<0.0025	<0.0025	<0.0025	
1/19/2013		<0.0025		<0.0025	
1/20/2013	<0.0025		<0.0025		
7/18/2013		<0.0025		<0.0025	
7/19/2013	<0.0025		<0.0025		
1/15/2014	<0.0025	<0.0025		<0.0025	
1/16/2014			<0.0025		
7/10/2014			<0.0025	<0.0025	
7/11/2014	<0.0025	<0.0025			
1/15/2015		<0.0025		<0.0025	
1/16/2015	<0.0025		<0.0025		
6/19/2015		<0.0025		<0.0025	
6/20/2015	<0.0025		<0.0025		
12/7/2015					<0.0025
12/15/2015					<0.0025
12/29/2015					<0.0025
1/13/2016					<0.0025
1/14/2016			<0.0025	<0.0025	
1/16/2016	<0.0025	<0.0025			
1/25/2016					<0.0025
4/19/2016	<0.0025	<0.0025			
4/20/2016			0.000111 (J)	<0.0025	<0.0025
6/14/2016	<0.0025	<0.0025	0.00013 (J)	<0.0025	<0.0025
8/9/2016	<0.0025	<0.0025		<0.0025	<0.0025

ND substitution: RL or RL/2 if <15% NDs.

Time Series

Constituent: Cadmium (mg/L) Analysis Run 1/8/2026 2:06 PM

Plant McIntosh Client: Southern Company Data: McIntosh LF 4

	GWA-2 (bg)	GWA-3 (bg)	GWA-4A (bg)	GWA-5 (bg)	GWA-13 (bg)
8/11/2016			<0.0025		
9/26/2016	<0.0025				
9/27/2016		<0.0025	<0.0025	<0.0025	<0.0025
11/14/2016		<0.0025	<0.0025		
11/15/2016	<0.0025			<0.0025	<0.0025
1/10/2017	<0.0025	<0.0025	<0.0025		
1/11/2017				<0.0025	
1/12/2017					<0.0025
2/28/2017	<0.0025	<0.0025	<0.0025	<0.0025	<0.0025
4/19/2017	<0.0025	<0.0025			
4/20/2017			<0.0025	<0.0025	<0.0025
7/17/2017	<0.0025				
7/18/2017		<0.0025	<0.0025	<0.0025	<0.0025
1/10/2018	<0.0025	<0.0025	<0.0025	<0.0025	<0.0025
7/11/2018	<0.0025	<0.0025	<0.0025	<0.0025	<0.0025
1/29/2019	<0.0025	<0.0025	<0.0025	<0.0025	<0.0025
3/26/2019			<0.0025	<0.0025	<0.0025
3/27/2019	<0.0025	<0.0025			
9/10/2019			0.00019 (J)	<0.0025	0.00035 (J)
9/11/2019	<0.0025	<0.0025			
3/31/2020			<0.0025	<0.0025	<0.0025
4/1/2020	<0.0025	<0.0025			
9/15/2020	<0.0025	<0.0025		<0.0025	<0.0025
9/16/2020			<0.0025		
3/16/2021	<0.0025	<0.0025			<0.0025
3/17/2021			<0.0025	<0.0025	
8/17/2021	<0.0025	<0.0025			
8/18/2021					<0.0025
8/19/2021			<0.0025	<0.0025	
2/22/2022	<0.0025	<0.0025		<0.0025	<0.0025
2/23/2022			0.00024 (J)		
8/2/2022	<0.0025	<0.0025		<0.0025	<0.0025
8/3/2022			<0.0025		
2/6/2023					<0.0025
2/7/2023	<0.0025	<0.0025	<0.0025	<0.0025	
8/1/2023	<0.0025		<0.0025	<0.0025	<0.0025
8/2/2023		<0.0025			
2/6/2024	<0.0025	<0.0025	<0.0025	<0.0025	<0.0025
8/13/2024		<0.0025	<0.0025	<0.0025	<0.0025
8/15/2024	<0.0025				
2/3/2025			<0.0025		
2/4/2025	<0.0025	<0.0025		<0.0025	<0.0025

ND substitution: RL or RL/2 if <15% NDs.

Time Series

Constituent: Cadmium (mg/L) Analysis Run 1/8/2026 2:06 PM

Plant McIntosh Client: Southern Company Data: McIntosh LF 4

	GWA-14 (bg)	GWA-15 (bg)	GWA-16 (bg)	GWC-17 (bg)	GWC-18 (bg)
1/20/2012				<0.0013	
1/21/2012					<0.0025
12/7/2015	<0.0025	<0.0025	<0.0025		
12/8/2015				0.00049 (J)	<0.0025
12/14/2015			<0.0025	0.00053 (J)	<0.0025
12/15/2015	<0.0025	<0.0025			
12/28/2015		<0.0025	<0.0025	0.00061 (J)	<0.0025
12/29/2015	<0.0025				
1/13/2016	<0.0025	<0.0025	<0.0025	0.00063 (J)	
1/14/2016					<0.0025
1/25/2016	<0.0025	<0.0025	<0.0025		
1/26/2016				0.00072 (J)	<0.0025
4/19/2016					<0.0025
4/20/2016	<0.0025		<0.0025	0.000633 (J)	
4/21/2016		<0.0025			
6/14/2016	6.2E-05 (J)				
6/15/2016		<0.0025	<0.0025	0.00055 (J)	
6/16/2016					8.5E-05 (J)
8/9/2016	<0.0025	<0.0025	<0.0025	0.00046 (J)	
8/11/2016					<0.0025
9/27/2016	<0.0025	<0.0025	<0.0025	0.00071 (J)	
9/28/2016					<0.0025
11/15/2016	<0.0025	<0.0025	<0.0025	0.00056 (J)	
11/16/2016					<0.0025
1/11/2017	<0.0025	<0.0025	<0.0025	0.0007 (J)	<0.0025
2/28/2017	<0.0025	<0.0025			
3/1/2017			<0.0025	0.00063 (J)	<0.0025
4/20/2017	<0.0025	<0.0025	<0.0025	0.00055 (J)	
4/25/2017					<0.0025
7/19/2017	<0.0025	<0.0025	<0.0025	0.00072 (J)	
7/25/2017					<0.0025
1/11/2018	<0.0025	<0.0025	<0.0025	0.00062 (J)	
1/12/2018					<0.0025
7/11/2018	<0.0025	<0.0025	<0.0025	0.0004 (J)	<0.0025
1/29/2019	<0.0025	<0.0025	<0.0025	0.00062 (J)	
1/30/2019					<0.0025
3/26/2019	<0.0025	<0.0025	<0.0025		
3/27/2019				0.00041 (J)	<0.0025
9/10/2019	<0.0025		0.00015 (J)		
9/11/2019		<0.0025		0.00064 (J)	<0.0025
4/1/2020	<0.0025	<0.0025	<0.0025	0.00048 (J)	<0.0025
9/15/2020	<0.0025	<0.0025	<0.0025	0.00046 (J)	<0.0025
3/16/2021	<0.0025		<0.0025	0.00057 (J)	
3/17/2021		<0.0025			<0.0025
8/17/2021	0.00036 (J)		<0.0025		
8/19/2021		<0.0025		0.00057 (J)	<0.0025
2/22/2022	<0.0025	<0.0025	<0.0025	0.00064 (J)	
2/23/2022					<0.0025
8/2/2022	<0.0025	<0.0025	<0.0025	0.00057 (J)	<0.0025
2/7/2023	<0.0025	<0.0025	<0.0025		<0.0025
2/8/2023				0.00058 (J)	
8/1/2023		<0.0025	<0.0025		

ND substitution: RL or RL/2 if <15% NDs.

Time Series

Constituent: Cadmium (mg/L) Analysis Run 1/8/2026 2:06 PM

Plant McIntosh Client: Southern Company Data: McIntosh LF 4

	GWA-14 (bg)	GWA-15 (bg)	GWA-16 (bg)	GWC-17 (bg)	GWC-18 (bg)
8/2/2023	<0.0025			0.00052 (J)	<0.0025
2/6/2024	<0.0025	<0.0025	<0.0025	0.00065 (J)	
2/7/2024					<0.0025
8/13/2024	<0.0025	<0.0025	<0.0025	0.00062 (J)	
8/14/2024					<0.0025
2/4/2025	<0.0025	<0.0025	<0.0025	0.00053 (J)	
2/5/2025					<0.0025

ND substitution: RL or RL/2 if <15% NDs.

Time Series

Constituent: Cadmium (mg/L) Analysis Run 1/8/2026 2:06 PM

Plant McIntosh Client: Southern Company Data: McIntosh LF 4

	GWC-1	GWC-10	GWC-11	GWC-12	GWC-19
8/25/2004	<0.0025	<0.0025	<0.0025	<0.0025	
9/11/2004	<0.0025	<0.0025	<0.0025	<0.0025	
9/26/2004	<0.0025	<0.0025	<0.0025	<0.0025	
10/13/2004		<0.0025	<0.0025	<0.0025	
7/11/2005	<0.0025			<0.0025	
7/12/2005		<0.0025	<0.0025		
12/7/2005	<0.0025	<0.0025	<0.0025	<0.0025	
6/24/2006	<0.0025	<0.0025		<0.0025	
6/25/2006			<0.0025		
11/28/2006			<0.0025	<0.0025	
11/29/2006	<0.0025	<0.0025			
6/20/2007	<0.0025	<0.0025		<0.0025	
6/21/2007			<0.0025		
7/6/2007	<0.0025	<0.0025	<0.0025	<0.0025	
12/13/2007	<0.0025	<0.0025		<0.0025	
12/14/2007			<0.0025		
6/20/2008	<0.0025	<0.0025	<0.0025	<0.0025	
12/7/2008	<0.0025	<0.0025	<0.0025	<0.0025	
7/9/2009	<0.0025				
7/10/2009		<0.0025	<0.0025	<0.0025	
12/28/2009	<0.0025			<0.0025	
12/29/2009		<0.0025	<0.0025		
6/22/2010	<0.0025	<0.0025	<0.0025	<0.0025	
1/4/2011	<0.0025	<0.0025		<0.0025	
1/5/2011			<0.0025		
7/9/2011	<0.0025		<0.0025	<0.0025	
7/10/2011		<0.0025			
1/20/2012				<0.0025	
1/21/2012	<0.0025	<0.0025	<0.0025		
7/11/2012	<0.0025	<0.0025	<0.0025	<0.0025	
1/19/2013			<0.0025	<0.0025	
1/20/2013	<0.0025	<0.0025			
7/18/2013				<0.0025	
7/19/2013	<0.0025	<0.0025	<0.0025		
1/15/2014	<0.0025		<0.0025	<0.0025	
1/16/2014		<0.0025			
7/10/2014		<0.0025			
7/11/2014	<0.0025		<0.0025	<0.0025	
1/15/2015				<0.0025	
1/16/2015	<0.0025	<0.0025	<0.0025		
6/19/2015				<0.0025	
6/20/2015	<0.0025	<0.0025	<0.0025		
12/8/2015					<0.0025
12/15/2015					<0.0025
12/28/2015					<0.0025
1/14/2016			<0.0025		<0.0025
1/16/2016	<0.0025	<0.0025		<0.0025	
1/26/2016					<0.0025
4/19/2016					0.00017 (J)
4/20/2016	<0.0025		<0.0025	<0.0025	
4/21/2016		<0.0025			
6/15/2016	<0.0025		<0.0025	<0.0025	

ND substitution: RL or RL/2 if <15% NDs.

Time Series

Constituent: Cadmium (mg/L) Analysis Run 1/8/2026 2:06 PM

Plant McIntosh Client: Southern Company Data: McIntosh LF 4

	GWC-1	GWC-10	GWC-11	GWC-12	GWC-19
6/16/2016		<0.0025			0.00018 (J)
8/10/2016	<0.0025	<0.0025	<0.0025	<0.0025	<0.0025
9/27/2016	<0.0025	<0.0025	<0.0025	<0.0025	
9/28/2016					<0.0025
11/15/2016	<0.0025	<0.0025	<0.0025	<0.0025	<0.0025
1/12/2017	<0.0025	<0.0025	<0.0025	<0.0025	
1/16/2017					<0.0025
3/1/2017	<0.0025	<0.0025	<0.0025	<0.0025	<0.0025
4/20/2017	<0.0025			<0.0025	
4/24/2017		<0.0025	<0.0025		
4/25/2017					<0.0025
7/19/2017	<0.0025				
7/20/2017				<0.0025	
7/24/2017		<0.0025	<0.0025		
7/25/2017					<0.0025
1/11/2018	<0.0025	<0.0025	<0.0025	<0.0025	
1/12/2018					<0.0025
7/11/2018					<0.0025
7/12/2018	<0.0025	<0.0025	<0.0025	<0.0025	
1/29/2019					0.0002 (J)
1/30/2019	<0.0025	<0.0025	<0.0025	<0.0025	
3/27/2019	<0.0025	<0.0025	<0.0025	<0.0025	<0.0025
9/11/2019	<0.0025	<0.0025	<0.0025	<0.0025	0.00031 (J)
4/1/2020	<0.0025	<0.0025		<0.0025	<0.0025
4/2/2020			<0.0025		
9/15/2020	<0.0025	<0.0025	<0.0025		
9/16/2020				<0.0025	<0.0025
3/16/2021	<0.0025	<0.0025		<0.0025	<0.0025
3/17/2021			<0.0025		
8/18/2021	<0.0025	<0.0025	<0.0025	<0.0025	
8/19/2021					<0.0025
2/23/2022	<0.0025	<0.0025	<0.0025	<0.0025	<0.0025
8/2/2022			<0.0025		
8/3/2022	0.0001 (J)	<0.0025		<0.0025	0.00016 (J)
2/7/2023	<0.0025			<0.0025	
2/8/2023		<0.0025	<0.0025		0.00018 (J)
8/2/2023	<0.0025	<0.0025	<0.0025	<0.0025	0.00025 (J)
2/7/2024	<0.0025	<0.0025	<0.0025		0.00011 (J)
2/8/2024				<0.0025	
8/14/2024	<0.0025	<0.0025	<0.0025	<0.0025	0.00015 (J)
2/4/2025		<0.0025			0.00014 (J)
2/5/2025	<0.0025		<0.0025	<0.0025	

Time Series

Constituent: Cadmium (mg/L) Analysis Run 1/8/2026 2:06 PM

Plant McIntosh Client: Southern Company Data: McIntosh LF 4

	GWC-20	GWC-21	GWC-23	GWC-9
8/25/2004				<0.0025
9/11/2004				<0.0025
9/26/2004				<0.0025
10/13/2004				<0.0025
7/12/2005				<0.0025
12/8/2005				<0.0025
6/25/2006				<0.0025
11/29/2006				<0.0025
6/20/2007				<0.0025
7/6/2007				<0.0025
12/13/2007				<0.0025
6/20/2008				<0.0025
12/7/2008				<0.0025
7/9/2009				<0.0025
12/29/2009				<0.0025
6/22/2010				<0.0025
1/5/2011				<0.0025
7/9/2011				<0.0025
1/21/2012				<0.0025
7/11/2012				<0.0025
1/19/2013				<0.0025
7/18/2013				<0.0025
1/15/2014				<0.0025
7/10/2014				<0.0025
1/16/2015				<0.0025
6/20/2015				<0.0025
12/9/2015	<0.0025	<0.0025		
12/14/2015	0.00031 (J)	<0.0025		
12/29/2015	0.00075 (J)	<0.0025		
1/14/2016	0.00039 (J)	<0.0025		<0.0025
1/25/2016	0.00078 (J)	<0.0025		
4/19/2016				<0.0025
4/21/2016	0.00052 (J)	<0.0025		
6/15/2016				<0.0025
6/16/2016	0.00044 (J)	0.00012 (J)	<0.0025	
8/10/2016	<0.0025	<0.0025	<0.0025	<0.0025
9/27/2016	<0.0025	0.00062 (J)		<0.0025
9/28/2016			<0.0025	
11/15/2016	<0.0025	<0.0025		<0.0025
11/16/2016			<0.0025	
1/12/2017		<0.0025		
1/13/2017	0.00036 (J)			<0.0025
1/17/2017			<0.0025	
3/1/2017	<0.0025	<0.0025		<0.0025
3/2/2017			<0.0025	
4/24/2017		<0.0025		<0.0025
4/25/2017	<0.0025		<0.0025	
7/13/2017			<0.0025	
7/24/2017				<0.0025
7/25/2017	<0.0025	<0.0025	<0.0025	
1/11/2018		<0.0025		
1/12/2018	<0.0025		<0.0025	<0.0025

ND substitution: RL or RL/2 if <15% NDs.

Time Series

Constituent: Cadmium (mg/L) Analysis Run 1/8/2026 2:06 PM

Plant McIntosh Client: Southern Company Data: McIntosh LF 4

	GWC-20	GWC-21	GWC-23	GWC-9
7/11/2018	<0.0025	<0.0025		
7/12/2018			<0.0025	<0.0025
1/29/2019	0.00016 (J)			
1/30/2019		0.00014 (J)	0.00015 (J)	<0.0025
3/27/2019	<0.0025	<0.0025	<0.0025	<0.0025
9/11/2019	0.00029 (J)	0.00029 (J)	0.00018 (J)	<0.0025
4/1/2020	<0.0025	<0.0025	<0.0025	<0.0025
9/15/2020	<0.0025	<0.0025	<0.0025	
9/16/2020				<0.0025
3/16/2021	<0.0025			
3/17/2021		<0.0025	<0.0025	<0.0025
8/19/2021	<0.0025	<0.0025	<0.0025	<0.0025
2/22/2022	<0.0025			
2/23/2022		<0.0025	<0.0025	<0.0025
8/3/2022	0.00016 (J)			0.00011 (J)
8/4/2022		0.00014 (J)	<0.0025	
2/8/2023	0.00011 (J)	<0.0025	0.00013 (J)	9.5E-05 (J)
8/2/2023	0.00015 (J)			<0.0025
8/3/2023		0.00011 (J)	0.0001 (J)	
2/7/2024	0.00013 (J)	0.00012 (J)	<0.0025	0.00012 (J)
8/14/2024	0.00016 (J)	0.00013 (J)	9.5E-05 (J)	0.0001 (J)
2/5/2025	0.00013 (J)	0.00013 (J)	<0.0025	<0.0025

ND substitution: RL or RL/2 if <15% NDs.

Time Series

Constituent: Calcium (mg/L) Analysis Run 1/8/2026 2:06 PM

Plant McIntosh Client: Southern Company Data: McIntosh LF 4

	GWA-2 (bg)	GWA-3 (bg)	GWA-4A (bg)	GWA-5 (bg)	GWA-13 (bg)
4/19/2016	0.485 (J)	1.13			
4/20/2016			1.12	4.39	0.389 (J)
6/14/2016	0.72	1	1.1	2.4	0.37 (J)
8/9/2016	0.24 (J)	0.71		2	0.14 (J)
8/11/2016			1.9		
9/26/2016	0.48				
9/27/2016		0.77	3.4	2.9	0.33
11/14/2016		0.75	3.1		
11/15/2016	0.54			2.5	0.28
1/10/2017	0.62	0.73	1.5		
1/11/2017				2.5	
1/12/2017					0.37
2/28/2017	0.91	0.76	1.1	2.7	0.26
4/19/2017	0.75	0.69			
4/20/2017			0.98	2.8	0.27
10/10/2017	0.54		0.8		
10/11/2017		0.73		3.3	0.3
1/10/2018	0.52	0.88	0.82	3.3	0.27
7/11/2018	0.5	0.81	1	3	0.32
1/29/2019	0.53	0.85	0.83	3.3	0.33
3/26/2019			0.53	2.8	0.3
3/27/2019	0.37	0.73			
9/10/2019			0.64	2.3	0.37 (J)
9/11/2019	0.43 (J)	0.76			
3/31/2020			0.8	2.9	0.42 (J)
4/1/2020	0.47 (J)	0.72			
9/15/2020	0.42 (J)	0.84		2.2	0.32 (J)
9/16/2020			0.43 (J)		
3/16/2021	0.4 (J)	0.75			0.4 (J)
3/17/2021			0.33 (J)	2.4	
8/17/2021	0.4 (J)	0.81			
8/18/2021					0.51
8/19/2021			0.3 (J)	2.4	
2/22/2022	0.42 (J)	0.72		2.3	0.35 (J)
2/23/2022			0.35 (J)		
8/2/2022	0.51	0.7		2.5	0.36 (J)
8/3/2022			1.1		
2/6/2023					0.53
2/7/2023	0.38 (J)	0.66	0.46 (J)	2.1	
8/1/2023	0.37 (J)		0.53	2.3	0.44 (J)
8/2/2023		0.69			
2/6/2024	0.38 (J)	0.61	0.47 (J)	1.9	0.47 (J)
8/13/2024		0.75	0.45 (J)	1.8	0.44 (J)
8/15/2024	0.66				
2/3/2025			0.55		
2/4/2025	0.39 (J)	0.61		1.6	0.45 (J)

Time Series

Constituent: Calcium (mg/L) Analysis Run 1/8/2026 2:06 PM

Plant McIntosh Client: Southern Company Data: McIntosh LF 4

	GWA-14 (bg)	GWA-15 (bg)	GWA-16 (bg)	GWC-17 (bg)	GWC-18 (bg)
4/19/2016					26
4/20/2016	0.686		0.472 (J)	2.48	
4/21/2016		0.686			
6/14/2016	0.62				
6/15/2016		0.61	0.42 (J)	2.2	
6/16/2016					33.2
8/9/2016	0.39	0.21 (J)	0.19 (J)	1.8	
8/11/2016					18
9/27/2016	0.52	0.4	0.39	1.9	
9/28/2016					17
11/15/2016	0.5	0.35	0.39	2.1	
11/16/2016					17
1/11/2017	0.47	0.34	0.36	2	15
2/28/2017	0.47	0.37			
3/1/2017			0.38	2.1	16
4/20/2017	0.5	0.43	0.41	2	
4/25/2017					17
10/11/2017	0.49	0.41	0.4	2.1	
10/12/2017					14
12/13/2017					12
1/11/2018	0.51	0.41	0.43	2.1	
1/12/2018					15
7/11/2018	0.47	0.53	0.45	2.1	12
1/29/2019	0.51	0.91	0.41	2.2	
1/30/2019					14
3/26/2019	0.42	0.58	0.37		
3/27/2019				2	11
9/10/2019	0.47 (J)		0.41 (J)		
9/11/2019		0.42 (J)		2	13
4/1/2020	0.49 (J)	2.3	0.43 (J)	2.1	11
9/15/2020	0.6	0.38 (J)	0.42 (J)	2	10
3/16/2021	0.51		0.48 (J)	2	
3/17/2021		5.5			9.1
8/17/2021	0.47 (J)		0.46 (J)		
8/19/2021		0.49 (J)		2.2	9.3
2/22/2022	0.52	0.92	0.43 (J)	2	
2/23/2022					9.1
8/2/2022	0.7	0.42 (J)	0.44 (J)	2	11
2/7/2023	0.58	1.9	0.45 (J)		15
2/8/2023				2.4	
8/1/2023		0.51	0.43 (J)		
8/2/2023	0.5			2.3	13
2/6/2024	0.57	2.4	0.5	2.5	
2/7/2024					16
8/13/2024	0.55	0.98	0.49 (J)	2.5	
8/14/2024					18
2/4/2025	0.51	3.3	0.48 (J)	2.4	
2/5/2025					14

Time Series

Constituent: Calcium (mg/L) Analysis Run 1/8/2026 2:06 PM

Plant McIntosh Client: Southern Company Data: McIntosh LF 4

	GWC-1	GWC-10	GWC-11	GWC-12	GWC-19
4/19/2016					10.3
4/20/2016	3.22		8.94	0.69	
4/21/2016		13.9			
6/15/2016	3		10.6	0.69	
6/16/2016		18.9			10.4
8/10/2016	2.1	13	7.6	0.45	6.7
9/27/2016	2.3	14	8.7	0.61	
9/28/2016					6.9
11/15/2016	2.4	13	8.4	0.61	7.5
1/12/2017	2.5	14	8.1	0.6	
1/16/2017					8
3/1/2017	2.7	15	8.9	0.61	8.5
4/20/2017	2.6			0.65	
4/24/2017		14	8.8		
4/25/2017					8.2
10/11/2017	2.4		10		
10/12/2017		16		0.76	9.5
12/12/2017		23			9.1
12/13/2017			11		
1/11/2018	2.4	15	9.3	0.78	
1/12/2018					9.5
7/11/2018					10
7/12/2018	1.8	27	13	0.67	
1/29/2019					9.2
1/30/2019	2.5	26	11	0.68	
3/27/2019	2.4	22	13	0.62	9.2
9/11/2019	1.4	26	9.3	0.62	8.2
4/1/2020	1.9	21		0.7	8.7
4/2/2020			8.5		
9/15/2020	1.3	27	13		
9/16/2020				0.64	7.6
3/16/2021	1.6	18		0.62	7
3/17/2021			14		
8/18/2021	1.1	23	10	0.75	
8/19/2021					6.9
2/23/2022	1.4	22	8.1	0.64	6.3
8/2/2022			9.6		
8/3/2022	2.6	21		0.82	6.5
2/7/2023	1			0.73	
2/8/2023		22	9.6		6.4
8/2/2023	0.93	20	9.3	0.71	6
2/7/2024	1.2	22	9.6		6.1
2/8/2024				0.73	
8/14/2024	1.4	23	12	0.84	7.4
2/4/2025		22			6.5
2/5/2025	1.4		10	0.7	

Time Series

Constituent: Calcium (mg/L) Analysis Run 1/8/2026 2:06 PM

Plant McIntosh Client: Southern Company Data: McIntosh LF 4

	GWC-20	GWC-21	GWC-23	GWC-9
4/19/2016				0.431 (J)
4/21/2016	2.29	2.78		
6/15/2016				0.27 (J)
6/16/2016	2.4	2.9	15.6	
8/10/2016	1.4	0.99	10	0.13 (J)
9/27/2016	1.4	1.3		0.21 (J)
9/28/2016			8.5	
11/15/2016	1.3	1.1		0.27
11/16/2016			8.4	
1/12/2017		0.93		
1/13/2017	1.3			0.41
1/17/2017			3	
3/1/2017	1.4	1		0.25
3/2/2017			3.3	
4/24/2017		1.1		0.34
4/25/2017	1.4		2.5	
7/13/2017			2.1	
10/12/2017	1.7	1.1	1.5	0.21 (J)
1/11/2018		1		
1/12/2018	1.7		1.4	0.4
7/11/2018	1.7	1.1		
7/12/2018			1.2	0.49
1/29/2019	1.8			
1/30/2019		1	1.1	0.38
3/27/2019	1.5	1.1	1.4	0.28
9/11/2019	1.5	1	1.4	0.44 (J)
4/1/2020	1.8	1.1	1.4	0.2 (J)
9/15/2020	1.5	1.1	1.3	
9/16/2020				0.45 (J)
3/16/2021	1.4			
3/17/2021		1.1	0.99	0.51
8/19/2021	1.3	1.2	1.1	0.67
2/22/2022	1.3			
2/23/2022		1.1	0.92	1
8/3/2022	1.4			2.8
8/4/2022		1.1	0.51	
2/8/2023	1.4	1	1.2	2.9
8/2/2023	1.3			2.9
8/3/2023		1	2.7	
2/7/2024	1.4	1	1.6	3.3
8/14/2024	1.6	1.1	1.1	3.4
2/5/2025	1.4	1.2	1.2	2.1

Time Series

Constituent: Chloride (mg/L) Analysis Run 1/8/2026 2:06 PM

Plant McIntosh Client: Southern Company Data: McIntosh LF 4

	GWA-2 (bg)	GWA-3 (bg)	GWA-4A (bg)	GWA-5 (bg)	GWA-13 (bg)
4/19/2016	5.01	9.4			
4/20/2016			2.93	3.69	3.49
6/14/2016	5	8.3	2.9	3.5	3.4
8/9/2016	5.1	8.6		3.7	3.7
8/11/2016			3.6		
9/26/2016	5.1				
9/27/2016		6.3	3.4	3.6	3.8
11/14/2016		6.1	4.2		
11/15/2016	5.2			3.7	3.8
1/10/2017	4.9	6.1	3.6		
1/11/2017				3.5	
1/12/2017					3.5
2/28/2017	4.7	6.2	3.3	3.3	3.6
4/19/2017	4.4	5			
4/20/2017			3.5	3.3	3.4
10/10/2017	4.7		3.9		
10/11/2017		4.1		3.2	3.4
1/10/2018	4.6	4.2	3.3	3.2	3.4
7/11/2018	5	4.3	3.2	3.5	3.4
1/29/2019	5	4	3.4	3.6	3.6
3/26/2019			3.7	3.6	3.5
3/27/2019	4.5	3.5			
9/10/2019			3.6	3.5	3.3
9/11/2019	4.8	3.5			
3/31/2020			4.9	4.1	3.7
4/1/2020	4.9	3.7			
9/15/2020	4.9	3.4		18 (O)	3.5
9/16/2020			3.5		
3/16/2021	4.9	3.6			4
3/17/2021			4.5	4.2	
8/17/2021	5.4	3.5			
8/18/2021					4.1
8/19/2021			3.5	4.3	
2/22/2022	4.6	3.4		3.8	3.8
2/23/2022			3.7		
8/2/2022	4.7	3.5		4	3.7
8/3/2022			3.4		
2/6/2023					3.3
2/7/2023	4.2	3.1	3.2	3.8	
8/1/2023	4.4		3.4	3.9	3.4
8/2/2023		2.9			
2/6/2024	4.4	3.3	3.5	3.9	3.4
8/13/2024		2.9	3.7	4.1	3.5
8/15/2024	4.2				
2/3/2025			4.1		
2/4/2025	4.1	2.9		4.4	3.8

Time Series

Constituent: Chloride (mg/L) Analysis Run 1/8/2026 2:06 PM

Plant McIntosh Client: Southern Company Data: McIntosh LF 4

	GWA-14 (bg)	GWA-15 (bg)	GWA-16 (bg)	GWC-17 (bg)	GWC-18 (bg)
4/19/2016					5.03
4/20/2016	4.55		3.92	4.25	
4/21/2016		3.99			
6/14/2016	4.3				
6/15/2016		3.5	3.8	4.1	
6/16/2016					4.7
8/9/2016	4.5	4	4	4.5	
8/11/2016					5.3
9/27/2016	4.4	3.9	3.9	4.4	
9/28/2016					5.1
11/15/2016	4.5	4	4	4.5	
11/16/2016					5.2
1/11/2017	4.3	3.8	3.7	4.2	5
2/28/2017	4	3.5			
3/1/2017			3.5	3.9	4.6
4/20/2017	4	3.3	3.6	4	
4/25/2017					4.6
10/11/2017	4	3.5	3.5	4.1	
10/12/2017					4.6
1/11/2018	3.9	3.4	3.4	4.1	
1/12/2018					4.5
7/11/2018	4.2	3.8	3.7	4.4	4.9
1/29/2019	4	3.7	3.8	4.5	
1/30/2019					4.8
3/26/2019	4.1	3.8	3.6		
3/27/2019				4.1	4.3
9/10/2019	4		3.7		
9/11/2019		3.7		4.3	4.5
4/1/2020	4.2	3.8	3.8	4.6	4.7
9/15/2020	4.3	3.6	3.7	4.3	4.4
3/16/2021	4.1		4.1	4.9	
3/17/2021		4			4.7
8/17/2021	4.3		4		
8/19/2021		4.3		4.8	5.1
2/22/2022	4	3.7	3.7	4.5	
2/23/2022					5
8/2/2022	4.3	3.7	3.9	4.7	4.6
2/7/2023	4	3.6	3.7		4.3
2/8/2023				4.5	
8/1/2023		3.6	3.9		
8/2/2023	4			4.8	4.7
2/6/2024	3.9	3.5	3.8	4.7	
2/7/2024					4.5
8/13/2024	4.2	3.8	4.1	5	
8/14/2024					4.9
2/4/2025	4.2 (F1)	3.9	4.1	5.2	
2/5/2025					4.8

Time Series

Constituent: Chloride (mg/L) Analysis Run 1/8/2026 2:06 PM

Plant McIntosh Client: Southern Company Data: McIntosh LF 4

	GWC-1	GWC-10	GWC-11	GWC-12	GWC-19
4/19/2016					6.1
4/20/2016	6.68		4.9	3.61	
4/21/2016		6.41			
6/15/2016	7		4.6	3.3	
6/16/2016		6			5.7
8/10/2016	7	6.8	5.1	3.8	6.2
9/27/2016	6.4	6.1	4.9	3.7	
9/28/2016					6.9
11/15/2016	6.6	6.7	5	3.9	7.8
1/12/2017	7.3	6.5	4.7	3.6	
1/16/2017					8.6
3/1/2017	7.5	6.3	4.4	3.4	8.3
4/20/2017	6.8			3.5	
4/24/2017		6.1	4.4		
4/25/2017					8.4
10/11/2017	7		4.5		
10/12/2017		6		3.5	8.7
1/11/2018	7.5	5.9	4.3	3.4	
1/12/2018					9
7/11/2018					9.1
7/12/2018	7	5.1	4.3	3.7	
1/29/2019					8.2
1/30/2019	6.8	5.6	4.6	3.7	
3/27/2019	6.8	5.3	4	3.3	7.5
9/11/2019	6	5.4	4.4	3.5	7.7
4/1/2020	5.9	6.9		3.7	7.3
4/2/2020			4.6		
9/15/2020	6.1	6.2	4.1		
9/16/2020				3.5	6.5
3/16/2021	5.8	7.2		3.8	6.5
3/17/2021			4.6		
8/18/2021	5.3	6.8	5.2	3.9	
8/19/2021					6.7
2/23/2022	5.6	6.8	4.8	4.1	5.8
8/2/2022			4.6		
8/3/2022	5.5	6.4		3.9	5.9
2/7/2023	4.5			3.5	
2/8/2023		5.6	4.3		5.2
8/2/2023	5.1	5.8	4.7	3.6	5.4
2/7/2024	4.1	5.2	4.6		5.1
2/8/2024				3.6	
8/14/2024	4.1	5.5	5	3.9	5.2
2/4/2025		5.9			5.7
2/5/2025	4.4		5	3.8	

Time Series

Constituent: Chloride (mg/L) Analysis Run 1/8/2026 2:06 PM

Plant McIntosh Client: Southern Company Data: McIntosh LF 4

	GWC-20	GWC-21	GWC-23	GWC-9
4/19/2016				14.4
4/21/2016	11.6	6.08		
6/15/2016				12
6/16/2016	10	5.8	5.1	
8/10/2016	10	6.5	4.4	13
9/27/2016	8.9	6.4		12
9/28/2016			4	
11/15/2016	8.5	6.4		11
11/16/2016			4.1	
1/12/2017		6.3		
1/13/2017	8.3			11
1/17/2017			4.3	
3/1/2017	7.9	5.9		11
3/2/2017			4	
4/24/2017		5.9		9.3
4/25/2017	8.2		4.1	
7/13/2017			4.2	
10/12/2017	9.1	6.1	4.3	9.8
12/12/2017				10
1/11/2018		5.8		
1/12/2018	9		4.3	9
7/11/2018	9.9	6.4		
7/12/2018			4.9	9.4
9/13/2018	8.9			9.1
1/29/2019	8.8			
1/30/2019		6.7	7.4	9.1
3/27/2019	8.9	6.3	4.2	10
6/17/2019				9.4
9/11/2019	8.7	6.7	4.6	9.3
4/1/2020	8.6	6.5	4.9	9.7
6/30/2020				11
9/15/2020	8.7	6.5	5	
9/16/2020				8.6
3/16/2021	8			
3/17/2021		6.7	5.5	9.5
8/19/2021	8.8	6.7	6	7.9
2/22/2022	7.7			
2/23/2022		7.3	5.2	9.9
8/3/2022	7.3			8.6
8/4/2022		6.7	5.5	
2/8/2023	6.8	5.9	4.9	7.4
8/2/2023	7.3			7.6
8/3/2023		6	5	
2/7/2024	7.3	5.9	4.9	7.3
8/14/2024	7.5	6.1	5	7.9
2/5/2025	8.6	6.1	5.4	8.8

Time Series

Constituent: Chromium (mg/L) Analysis Run 1/8/2026 2:06 PM

Plant McIntosh Client: Southern Company Data: McIntosh LF 4

	GWA-2 (bg)	GWA-3 (bg)	GWA-4A (bg)	GWA-5 (bg)	GWA-13 (bg)
8/25/2004	<0.01	<0.002	0.0022	0.22 (O)	
9/11/2004	<0.01	0.0024	<0.002	<0.002	
9/26/2004	<0.01	<0.002	<0.002	<0.002	
10/13/2004	<0.01	<0.002	<0.002	<0.002	
7/11/2005	<0.01	<0.002			
7/12/2005			<0.002	0.0023	
12/7/2005	<0.01	<0.002			
12/8/2005			<0.002	<0.002	
6/23/2006	0.0024	0.0021			
6/24/2006			<0.002	<0.002	
11/28/2006	0.0019	0.0023	<0.002	<0.002	
6/19/2007	0.0021	0.0049	<0.002	<0.002	
7/6/2007	0.0021	0.0049		<0.002	
12/13/2007	0.0021	0.0013	<0.002		
12/14/2007				<0.002	
6/20/2008	0.0017	0.0025	<0.002	<0.002	
12/7/2008	0.0018	0.0034	<0.002	<0.002	
7/9/2009	0.0015	<0.002	<0.002	<0.002	
12/28/2009	0.002	0.0021			
12/29/2009				0.004	
12/30/2009			0.0078		
6/22/2010	0.0017	0.0018	<0.002	<0.002	<0.002
1/4/2011	0.002		0.0037	0.0027	
1/5/2011		0.077 (O)			
7/9/2011	0.0027	0.004		<0.002	
7/10/2011			<0.002		
1/20/2012		<0.002			
1/21/2012	<0.01		<0.002	<0.002	
7/11/2012	0.0061 (O)	<0.002	0.0096	0.0038	
1/19/2013		0.0013		0.002	
1/20/2013	0.002		0.0052		
7/18/2013		0.0022		0.0023	
7/19/2013	0.0021		0.002		
1/15/2014	0.0029	0.0019		0.0012 (J)	
1/16/2014			0.0061		
7/10/2014			<0.002	0.0012 (J)	
7/11/2014	0.002	0.0014			
1/15/2015		0.0011 (J)		<0.002	
1/16/2015	0.0026		0.002		
6/19/2015		0.0012 (J)		0.0037	
6/20/2015	0.002		0.0011 (J)		
12/7/2015					<0.002
12/15/2015					<0.002
12/29/2015					<0.002
1/13/2016					<0.002
1/14/2016			0.0011 (J)	<0.002	
1/16/2016	0.0015	0.0014			
1/25/2016					<0.002
4/19/2016	<0.01	<0.002			
4/20/2016			<0.002	<0.002	<0.01 (O)
6/14/2016	0.0017 (J)	0.00085 (J)	0.0013 (J)	0.0011 (J)	0.0094 (J)
8/9/2016	0.0014 (J)	<0.002		<0.002	<0.002

ND substitution: RL or RL/2 if <15% NDs.

Time Series

Constituent: Chromium (mg/L) Analysis Run 1/8/2026 2:06 PM

Plant McIntosh Client: Southern Company Data: McIntosh LF 4

	GWA-2 (bg)	GWA-3 (bg)	GWA-4A (bg)	GWA-5 (bg)	GWA-13 (bg)
8/11/2016			<0.002		
9/26/2016	0.0016 (J)				
9/27/2016		<0.002	<0.002	<0.002	<0.002
11/14/2016		0.0011 (J)	<0.002		
11/15/2016	0.0015 (J)			<0.002	<0.002
1/10/2017	0.0015 (J)	0.0012 (J)	<0.002		
1/11/2017				<0.002	
1/12/2017					<0.002
2/28/2017	0.0044	0.004	0.0048	0.0054	0.0049
4/19/2017	0.0011 (J)	0.0011 (J)			
4/20/2017			<0.002	0.0013 (J)	0.0011 (J)
7/17/2017	0.0011 (J)				
7/18/2017		<0.002	<0.002	<0.002	<0.002
1/10/2018	0.0014 (J)	0.0012 (J)	<0.002	<0.002	<0.002
7/11/2018	0.0011 (J)	0.0011 (J)	<0.002	<0.002	<0.002
1/29/2019	0.0019 (J)	0.0016 (J)	0.00099 (J)	0.0014 (J)	0.0037
3/26/2019			<0.002	<0.002	0.0014 (J)
3/27/2019	0.0016 (J)	0.0014 (J)			
9/10/2019			0.0031	0.0041	0.0052
9/11/2019	0.004	0.0034			
3/31/2020			<0.002	<0.002	0.0019 (J)
4/1/2020	0.0017 (J)	<0.002			
9/15/2020	0.0015 (J)	<0.002		<0.002	<0.002
9/16/2020			<0.002		
3/16/2021	0.0015 (J)	0.0015 (J)			<0.002
3/17/2021			<0.002	<0.002	
8/17/2021	0.0016 (J)	0.0015 (J)			
8/18/2021					<0.002
8/19/2021			<0.002	<0.002	
2/22/2022	0.0018 (J)	<0.002		<0.002	<0.002
2/23/2022			<0.002		
8/2/2022	0.0015 (J)	<0.002		<0.002	<0.002
8/3/2022			<0.002		
2/6/2023					0.0025
2/7/2023	0.0028	0.0019 (J)	<0.002	0.002	
8/1/2023	0.0025		<0.002	0.0016 (J)	0.0018 (J)
8/2/2023		0.0022			
2/6/2024	0.002	<0.002	<0.002	<0.002	0.0021
8/13/2024		0.0017 (J)	<0.002	0.0043	0.0022
8/15/2024	0.0018 (J)				
2/3/2025			<0.002		
2/4/2025	0.0019 (J)	0.0016 (J)		0.0015 (J)	0.0023

ND substitution: RL or RL/2 if <15% NDs.

Time Series

Constituent: Chromium (mg/L) Analysis Run 1/8/2026 2:06 PM

Plant McIntosh Client: Southern Company Data: McIntosh LF 4

	GWA-14 (bg)	GWA-15 (bg)	GWA-16 (bg)	GWC-17 (bg)	GWC-18 (bg)
1/20/2012				<0.01	
1/21/2012					<0.0013
7/12/2012	<0.002				
12/7/2015	<0.002	<0.002	<0.002		
12/8/2015				<0.01	0.0012 (J)
12/14/2015			<0.002	<0.01	0.0018
12/15/2015	<0.002	<0.002			
12/28/2015		<0.002	<0.002	<0.01	0.0017
12/29/2015	<0.002				
1/13/2016	<0.002	<0.002	<0.002	<0.01	
1/14/2016					<0.0013
1/25/2016	<0.002	<0.002	<0.002		
1/26/2016				<0.01	0.0013
4/19/2016					0.00277 (J)
4/20/2016	<0.002		<0.002	<0.01	
4/21/2016		<0.002			
6/14/2016	0.00086 (J)				
6/15/2016		0.0008 (J)	0.00072 (J)	0.0018 (J)	
6/16/2016					0.0021 (J)
8/9/2016	<0.002	<0.002	<0.002	0.002 (J)	
8/11/2016					0.0023 (J)
9/27/2016	<0.002	<0.002	<0.002	0.0021 (J)	
9/28/2016					0.0022 (J)
11/15/2016	<0.002	<0.002	0.0011 (J)	0.002 (J)	
11/16/2016					0.0019 (J)
1/11/2017	<0.002	<0.002	0.0012 (J)	0.0025	0.0025
2/28/2017	0.0047	0.0051			
3/1/2017			0.0052	0.0067	0.0065
4/20/2017	<0.002	0.0012 (J)	0.0013 (J)	0.0024 (J)	
4/25/2017					0.0026
7/19/2017	<0.002	0.0013 (J)	0.0015 (J)	0.0025	
7/25/2017					0.0023 (J)
1/11/2018	<0.002	0.0011 (J)	0.0013 (J)	0.0026	
1/12/2018					0.002 (J)
7/11/2018	<0.002	<0.002	0.0012 (J)	0.0025	0.0022 (J)
1/29/2019	0.0014 (J)	0.0021 (J)	0.0024 (J)	0.0041	
1/30/2019					0.0049
3/26/2019	<0.002	0.0016 (J)	0.0015 (J)		
3/27/2019				0.0028	0.0025
9/10/2019	0.004		0.004		
9/11/2019		0.0038		0.0059	0.0049
12/17/2019	0.0035	0.0039			
12/18/2019					0.0021
4/1/2020	<0.002	0.0015 (J)	0.024	0.0032	0.0025
9/15/2020	<0.002	<0.002	0.0015 (J)	0.0027	0.0025
3/16/2021	<0.002		0.0017 (J)	0.0031	
3/17/2021		<0.002			0.0027
8/17/2021	<0.002		0.0019 (J)		
8/19/2021		<0.002		0.0027	0.0025
2/22/2022	<0.002	<0.002	0.0015 (J)	0.003	
2/23/2022					0.0025
8/2/2022	<0.002	<0.002	<0.002	0.0033	0.0025

ND substitution: RL or RL/2 if <15% NDs.

Time Series

Constituent: Chromium (mg/L) Analysis Run 1/8/2026 2:06 PM

Plant McIntosh Client: Southern Company Data: McIntosh LF 4

	GWA-14 (bg)	GWA-15 (bg)	GWA-16 (bg)	GWC-17 (bg)	GWC-18 (bg)
2/7/2023	0.0021	0.0021	0.0025		0.0043
2/8/2023				0.0044	
8/1/2023		0.0019 (J)	0.0024		
8/2/2023	0.0021			0.0039	0.0025
2/6/2024	<0.002	0.0014 (J)	0.0016 (J)	0.0029	
2/7/2024					0.0025
8/13/2024	0.0028	0.0031	0.0018 (J)	0.0033	
8/14/2024					0.0037
2/4/2025	0.0017 (J)	0.0021	0.0022	0.0036	
2/5/2025					0.0034

ND substitution: RL or RL/2 if <15% NDs.

Time Series

Constituent: Chromium (mg/L) Analysis Run 1/8/2026 2:06 PM

Plant McIntosh Client: Southern Company Data: McIntosh LF 4

	GWC-1	GWC-10	GWC-11	GWC-12	GWC-19
8/25/2004	<0.002	<0.0013	0.0033	<0.01	
9/11/2004	<0.002	0.0027	0.0038	<0.01	
9/26/2004	<0.002	<0.0013	0.0031	<0.01	
10/13/2004		<0.0013	<0.005	<0.01	
7/11/2005	<0.002			<0.01	
7/12/2005		0.0036	0.0039		
12/7/2005	0.0021	0.0042	0.0053	<0.01	
6/24/2006	0.002	0.0045		0.002	
6/25/2006			0.0069		
11/28/2006			0.0056	0.0015	
11/29/2006	0.0024	0.0017			
6/20/2007	0.0034	<0.0013		0.0021	
6/21/2007			0.0063		
7/6/2007	0.0034	<0.0013	0.0063	0.0021	
12/13/2007	0.0029	<0.0013		0.0025	
12/14/2007			0.0058		
6/20/2008	0.002	<0.0013	0.013	0.0017	
12/7/2008	0.072 (O)	<0.0013	0.0048	0.0016	
2/6/2009	0.0035				
7/9/2009	0.0017				
7/10/2009		0.0021	0.0086	0.0017	
12/28/2009	<0.002			0.0018	
12/29/2009		0.0023	0.0077		
6/22/2010	<0.002	0.0051	0.0046	0.0018	
1/4/2011	0.0023	0.0026		0.0039	
1/5/2011			0.0053		
7/9/2011	0.005		0.007	0.0041	
7/10/2011		<0.0013			
1/20/2012				<0.01	
1/21/2012	<0.002	<0.0013	0.0073		
7/11/2012	0.0023	0.0018	0.01	0.0052	
1/19/2013			0.0058	0.0025	
1/20/2013	0.003	0.0014			
7/18/2013				0.0035	
7/19/2013	<0.002	0.0032	0.005		
7/20/2013		<0.0013			
1/15/2014	0.002		0.0081	0.0082	
1/16/2014		0.0058			
7/10/2014		0.0034			
7/11/2014	0.0012 (J)		0.0087	0.0048	
1/15/2015				0.0022	
1/16/2015	0.0011 (J)	0.0024	0.0061		
6/19/2015				0.0024	
6/20/2015	0.0028	0.0072	0.005		
12/8/2015					0.0026
12/15/2015					0.0017
12/28/2015					0.0016
1/14/2016			0.0045		0.0016
1/16/2016	0.0013	0.0076		0.002	
1/26/2016					0.0016
4/19/2016					<0.0025
4/20/2016	<0.002		0.00856 (J)	<0.01	

ND substitution: RL or RL/2 if <15% NDs.

Time Series

Constituent: Chromium (mg/L) Analysis Run 1/8/2026 2:06 PM

Plant McIntosh Client: Southern Company Data: McIntosh LF 4

	GWC-1	GWC-10	GWC-11	GWC-12	GWC-19
4/21/2016		0.00617 (J)			
6/15/2016	0.0011 (J)		0.0061 (J)	0.0016 (J)	
6/16/2016		0.007 (J)			0.0016 (J)
8/10/2016	0.0015 (J)	0.0056	0.0052	0.0016 (J)	0.0016 (J)
9/27/2016	0.0018 (J)	0.0057	0.0051	0.0019 (J)	
9/28/2016					<0.0025
11/15/2016	0.0019 (J)	0.0062	0.005	0.0017 (J)	<0.0025
1/12/2017	0.0012 (J)	0.0061	0.0051	0.0017 (J)	
1/16/2017					0.0013 (J)
3/1/2017	0.0049	0.01	0.0088	0.0055	0.0056
4/20/2017	<0.002			0.0016 (J)	
4/24/2017		0.0053	0.0049		
4/25/2017					0.0019 (J)
7/19/2017	0.0017 (J)				
7/20/2017				0.0017 (J)	
7/24/2017		0.0055	0.0049		
7/25/2017					0.0013 (J)
1/11/2018	<0.002	0.0055	0.0044	0.0016 (J)	
1/12/2018					0.0017 (J)
7/11/2018					0.0011 (J)
7/12/2018	<0.002	0.0017 (J)	0.0023 (J)	0.0015 (J)	
1/29/2019					0.0019 (J)
1/30/2019	0.0021 (J)	0.0071	0.006	0.0039	
3/27/2019	<0.002	0.0035	0.0031	0.0019 (J)	0.0014 (J)
9/11/2019	0.0035	0.004	0.0071	0.0036	0.0043
4/1/2020	<0.002	0.0084		0.0019 (J)	0.0018 (J)
4/2/2020			0.0055		
9/15/2020	<0.002	0.0018 (J)	0.0028		
9/16/2020				0.0016 (J)	0.0015 (J)
3/16/2021	<0.002	0.0054		0.0019 (J)	0.0017 (J)
3/17/2021			0.0031		
8/18/2021	0.0018 (J)	0.0026	0.004	0.0037	
8/19/2021					0.0015 (J)
2/23/2022	<0.002	0.0031	0.005	0.0016 (J)	0.0016 (J)
8/2/2022			0.0046		
8/3/2022	0.0015 (J)	0.0031		0.0019 (J)	0.0017 (J)
2/7/2023	0.0024			0.002	
2/8/2023		0.0038	0.0059		0.0026
8/2/2023	0.0024	0.0051	0.0047	0.0023	0.0023
2/7/2024	0.0018 (J)	0.003	0.0058		0.0016 (J)
2/8/2024				0.002	
8/14/2024	0.0032	0.0047	0.0053	0.0021	0.0023
2/4/2025		0.0043			0.002
2/5/2025	0.0016 (J)		0.0067	0.0025	

ND substitution: RL or RL/2 if <15% NDs.

Time Series

Constituent: Chromium (mg/L) Analysis Run 1/8/2026 2:06 PM

Plant McIntosh Client: Southern Company Data: McIntosh LF 4

	GWC-20	GWC-21	GWC-23	GWC-9
8/25/2004				<0.002
9/11/2004				<0.002
9/26/2004				<0.002
10/13/2004				<0.002
7/12/2005				<0.002
12/8/2005				<0.002
6/25/2006				<0.002
11/29/2006				<0.002
6/20/2007				0.0017
7/6/2007				0.0017
12/13/2007				0.0021
6/20/2008				0.0021
12/7/2008				0.0018
7/9/2009				0.0024
12/29/2009				0.0021
6/22/2010				<0.002
1/5/2011				0.0034
7/9/2011				0.0018
1/21/2012				<0.002
7/11/2012				0.0038
1/19/2013				0.0065 (O)
7/18/2013				0.0029
1/15/2014				<0.002
7/10/2014				<0.002
1/16/2015				<0.002
6/20/2015				<0.002
12/9/2015	<0.002	<0.002		
12/14/2015	<0.002	<0.002		
12/29/2015	<0.002	<0.002		
1/14/2016	<0.002	<0.002		<0.002
1/25/2016	<0.002	<0.002		
4/19/2016				<0.002
4/21/2016	<0.002	<0.002		
6/15/2016				0.00021 (J)
6/16/2016	0.0008 (J)	0.00031 (J)	0.00023 (J)	
8/10/2016	<0.002	<0.002	<0.0025	<0.002
9/27/2016	<0.002	0.35 (O)		<0.002
9/28/2016			<0.0025	
11/15/2016	<0.002	<0.002		<0.002
11/16/2016			<0.0025	
1/12/2017		<0.002		
1/13/2017	<0.002			0.0012 (J)
1/17/2017			<0.0025	
3/1/2017	0.005	0.0044		0.0043
3/2/2017			0.0017 (J)	
4/24/2017		<0.002		<0.002
4/25/2017	<0.002		<0.0025	
7/13/2017			<0.0025	
7/24/2017				<0.002
7/25/2017	<0.002	<0.002	<0.0025	
1/11/2018		<0.002		
1/12/2018	<0.002		<0.0025	<0.002

ND substitution: RL or RL/2 if <15% NDs.

Time Series

Constituent: Chromium (mg/L) Analysis Run 1/8/2026 2:06 PM

Plant McIntosh Client: Southern Company Data: McIntosh LF 4

	GWC-20	GWC-21	GWC-23	GWC-9
7/11/2018	<0.002	<0.002		
7/12/2018			<0.0025	<0.002
1/29/2019	0.0013 (J)			
1/30/2019		0.0017 (J)	0.0019 (J)	0.0012 (J)
3/27/2019	<0.002	<0.002	<0.0025	<0.002
9/11/2019	0.0034	0.0025	0.004	0.0025
12/18/2019	<0.002		0.0018 (J)	
4/1/2020	<0.002	<0.002	0.0022	<0.002
9/15/2020	<0.002	<0.002	0.0023	
9/16/2020				<0.002
3/16/2021	<0.002			
3/17/2021		<0.002	0.0027	<0.002
8/19/2021	0.0018 (J)	<0.002	0.0023	<0.002
2/22/2022	<0.002			
2/23/2022		<0.002	0.0028	<0.002
8/3/2022	<0.002			<0.002
8/4/2022		<0.002	0.0029	
2/8/2023	0.002	<0.002	0.0033	0.0013 (J)
8/2/2023	0.004			0.0012 (J)
8/3/2023		<0.002	0.0026	
2/7/2024	<0.002	<0.002	0.0029	<0.002
8/14/2024	0.0015 (J)	0.0013 (J)	0.0039	0.0013 (J)
2/5/2025	0.0019 (J)	<0.002	0.0036	0.0014 (J)

ND substitution: RL or RL/2 if <15% NDs.

Time Series

Constituent: Cobalt (mg/L) Analysis Run 1/8/2026 2:06 PM

Plant McIntosh Client: Southern Company Data: McIntosh LF 4

	GWA-2 (bg)	GWA-3 (bg)	GWA-4A (bg)	GWA-5 (bg)	GWA-13 (bg)
8/25/2004	<0.01	<0.0025	<0.0025	<0.01	
9/11/2004	<0.01	<0.0025	<0.0025	<0.01	
9/26/2004	<0.01	<0.0025	<0.0025	<0.01	
10/13/2004	<0.01	<0.0025	<0.0025	<0.01	
7/11/2005	<0.01	<0.0025			
7/12/2005			<0.0025	<0.01	
12/7/2005	<0.01	<0.0025			
12/8/2005			<0.0025	<0.01	
6/23/2006	<0.01	<0.0025			
6/24/2006			<0.0025	<0.01	
11/28/2006	<0.01	<0.0025	<0.0025	<0.01	
6/19/2007	<0.01	<0.0025	<0.0025	<0.01	
7/6/2007	<0.01	<0.0025		<0.01	
12/13/2007	<0.01	<0.0025	<0.0025		
12/14/2007				<0.01	
6/20/2008	<0.01	<0.0025	<0.0025	<0.01	
12/7/2008	<0.01	<0.0025	<0.0025	<0.01	
7/9/2009	<0.01	<0.0025	<0.0025	<0.01	
12/28/2009	<0.01	<0.0025			
12/29/2009				0.011	
12/30/2009			0.013		
6/22/2010	<0.01	<0.0025	<0.0025	<0.01	<0.0025
1/4/2011	<0.01		<0.0025	<0.01	
1/5/2011		0.0066 (O)			
7/9/2011	<0.01	<0.0025		<0.01	
7/10/2011			<0.0025		
1/20/2012		<0.0025			<0.0025
1/21/2012	<0.01		0.0061	<0.01	
7/11/2012	0.0017	<0.0025	0.01	0.0072	
1/19/2013		<0.0025		<0.01	
1/20/2013	<0.01		0.0033		
7/18/2013		<0.0025		<0.01	
7/19/2013	<0.01		<0.0025		
1/15/2014	0.0011 (J)	<0.0025		0.00075 (J)	
1/16/2014			0.0027		
7/10/2014			<0.0025	0.0007 (J)	
7/11/2014	0.0012 (J)	<0.0025			
1/15/2015		<0.0025		0.0007 (J)	
1/16/2015	0.00083 (J)		0.0077		
6/19/2015		<0.0025		0.0011 (J)	
6/20/2015	0.0013		<0.0025		
12/7/2015					0.0012 (J)
12/15/2015					0.00099 (J)
12/29/2015					0.0012 (J)
1/13/2016					0.0012 (J)
1/14/2016			<0.0025	0.00064 (J)	
1/16/2016	0.0012 (J)	<0.0025			
1/25/2016					0.00095 (J)
4/19/2016	<0.01	<0.0025			
4/20/2016			<0.0025	<0.01	<0.0025
6/14/2016	0.001 (J)	0.00044 (J)	0.0004 (J)	0.0006 (J)	0.00072 (J)
8/9/2016	0.0012 (J)	0.00042 (J)		0.00062 (J)	0.00041 (J)

ND substitution: RL or RL/2 if <15% NDs.

Time Series

Constituent: Cobalt (mg/L) Analysis Run 1/8/2026 2:06 PM

Plant McIntosh Client: Southern Company Data: McIntosh LF 4

	GWA-2 (bg)	GWA-3 (bg)	GWA-4A (bg)	GWA-5 (bg)	GWA-13 (bg)
8/11/2016			0.0046		
9/26/2016	0.0012 (J)				
9/27/2016		0.00042 (J)	0.001 (J)	0.00059 (J)	0.00058 (J)
11/14/2016		<0.0025	<0.0025		
11/15/2016	0.0013 (J)			0.00064 (J)	0.00048 (J)
1/10/2017	0.0011 (J)	<0.0025	0.00044 (J)		
1/11/2017				0.00064 (J)	
1/12/2017					0.0014 (J)
2/28/2017	0.0014 (J)	0.00048 (J)	0.001 (J)	0.00078 (J)	0.00075 (J)
4/19/2017	0.0012 (J)	<0.0025			
4/20/2017			0.00059 (J)	0.00065 (J)	0.0005 (J)
7/17/2017	0.0013 (J)				
7/18/2017		<0.0025	0.00079 (J)	0.00069 (J)	0.00051 (J)
1/10/2018	0.0013 (J)	<0.0025	0.0018 (J)	0.00068 (J)	0.00049 (J)
7/11/2018	0.0013 (J)	<0.0025	0.0044	0.00071 (J)	<0.0025
1/29/2019	0.001 (J)	0.00035 (J)	0.0033	0.00064 (J)	0.00043 (J)
3/26/2019			0.0037	0.00064 (J)	<0.0025
3/27/2019	0.0011 (J)	<0.0025			
9/10/2019			0.0031	0.00074	0.00064
9/11/2019	0.0015	0.00039 (J)			
3/31/2020			0.0038	0.00067 (J)	0.00034 (J)
4/1/2020	0.0013 (J)	0.00024 (J)			
9/15/2020	0.00099 (J)	<0.0025		0.0005 (J)	<0.0025
9/16/2020			0.0014 (J)		
3/16/2021	0.0013 (J)	0.00033 (J)			0.0005 (J)
3/17/2021			0.0014 (J)	0.00083 (J)	
8/17/2021	0.0015 (J)	0.00039 (J)			
8/18/2021					0.00058 (J)
8/19/2021			0.0013 (J)	0.00079 (J)	
2/22/2022	0.0015 (J)	0.00037 (J)		0.00076 (J)	0.00052 (J)
2/23/2022			0.0013 (J)		
8/2/2022	0.0013 (J)	0.00031 (J)		0.00085 (J)	0.00044 (J)
8/3/2022			0.0017 (J)		
2/6/2023					0.00049 (J)
2/7/2023	0.0012 (J)	0.00026 (J)	0.0013 (J)	0.00094 (J)	
8/1/2023	0.0015 (J)		0.0013 (J)	0.00086 (J)	0.00053 (J)
8/2/2023		0.00032 (J)			
2/6/2024	0.0015 (J)	0.00025 (J)	0.0014 (J)	0.00086 (J)	0.00049 (J)
8/13/2024		0.00031 (J)	0.0011 (J)	0.0009 (J)	0.00049 (J)
8/15/2024	0.0014 (J)				
2/3/2025			0.0011 (J)		
2/4/2025	0.0014 (J)	0.00024 (J)		0.00083 (J)	0.00046 (J)

ND substitution: RL or RL/2 if <15% NDs.

Time Series

Constituent: Cobalt (mg/L) Analysis Run 1/8/2026 2:06 PM

Plant McIntosh Client: Southern Company Data: McIntosh LF 4

	GWA-14 (bg)	GWA-15 (bg)	GWA-16 (bg)	GWC-17 (bg)	GWC-18 (bg)
1/20/2012				<0.0025	
1/21/2012					<0.0025
7/12/2012	<0.0025				
12/7/2015	0.001 (J)	0.0011 (J)	0.0012 (J)		
12/8/2015				0.0018	<0.0025
12/14/2015			0.001 (J)	0.0016	<0.0025
12/15/2015	0.00078 (J)	0.0011 (J)			
12/28/2015		0.0016	0.0012 (J)	0.0015	<0.0025
12/29/2015	0.00094 (J)				
1/13/2016	0.001 (J)	0.0016	0.001 (J)	0.0013	
1/14/2016					<0.0025
1/25/2016	0.00085 (J)	0.0014	0.00089 (J)		
1/26/2016				0.0012 (J)	<0.0025
4/19/2016					<0.0025
4/20/2016	<0.0025		<0.0025	<0.0025	
4/21/2016		<0.0025			
6/14/2016	0.00048 (J)				
6/15/2016		0.00047 (J)	0.00063 (J)	0.00073 (J)	
6/16/2016					0.00017 (J)
8/9/2016	0.00045 (J)	<0.0025	0.00055 (J)	0.00069 (J)	
8/11/2016					<0.0025
9/27/2016	0.00046 (J)	0.00045 (J)	0.00059 (J)	0.00081 (J)	
9/28/2016					<0.0025
11/15/2016	<0.0025	0.00048 (J)	0.0005 (J)	0.00071 (J)	
11/16/2016					<0.0025
1/11/2017	<0.0025	0.00046 (J)	0.00044 (J)	0.00062 (J)	<0.0025
2/28/2017	0.00051 (J)	0.00061 (J)			
3/1/2017			0.00066 (J)	0.00081 (J)	<0.0025
4/20/2017	<0.0025	0.00042 (J)	0.00045 (J)	0.00053 (J)	
4/25/2017					<0.0025
7/19/2017	<0.0025	0.00041 (J)	0.00047 (J)	0.00051 (J)	
7/25/2017					<0.0025
1/11/2018	<0.0025	0.00044 (J)	0.00043 (J)	0.00046 (J)	
1/12/2018					<0.0025
7/11/2018	<0.0025	0.0004 (J)	0.00043 (J)	<0.0025	<0.0025
1/29/2019	0.00029 (J)	0.00037 (J)	0.00044 (J)	0.00038 (J)	
1/30/2019					0.0004 (J)
3/26/2019	<0.0025	<0.0025	<0.0025		
3/27/2019				<0.0025	<0.0025
9/10/2019	0.00042 (J)		0.0005		
9/11/2019		0.00044 (J)		0.00034 (J)	8.2E-05 (J)
4/1/2020	0.00033 (J)	0.00036 (J)	0.00036 (J)	0.00023 (J)	<0.0025
9/15/2020	<0.0025	<0.0025	<0.0025	<0.0025	<0.0025
3/16/2021	0.00035 (J)		0.00047 (J)	0.00027 (J)	
3/17/2021		0.0004 (J)			<0.0025
8/17/2021	0.00048 (J)		0.00043 (J)		
8/19/2021		0.0004 (J)		0.00023 (J)	<0.0025
2/22/2022	0.00042 (J)	0.00051 (J)	0.00048 (J)	<0.0025	
2/23/2022					<0.0025
8/2/2022	0.00038 (J)	0.00042 (J)	0.00049 (J)	<0.0025	<0.0025
2/7/2023	0.00043 (J)	0.0004 (J)	0.00047 (J)		<0.0025
2/8/2023				<0.0025	

ND substitution: RL or RL/2 if <15% NDs.

Time Series

Constituent: Cobalt (mg/L) Analysis Run 1/8/2026 2:06 PM

Plant McIntosh Client: Southern Company Data: McIntosh LF 4

	GWA-14 (bg)	GWA-15 (bg)	GWA-16 (bg)	GWC-17 (bg)	GWC-18 (bg)
8/1/2023		0.00043 (J)	0.00055 (J)		
8/2/2023	0.00036 (J)			<0.0025	<0.0025
2/6/2024	0.00041 (J)	0.00046 (J)	0.00045 (J)	<0.0025	
2/7/2024					<0.0025
8/13/2024	0.00041 (J)	0.00051 (J)	0.00049 (J)	<0.0025	
8/14/2024					<0.0025
2/4/2025	0.00036 (J)	0.00041 (J)	0.00039 (J)	<0.0025	
2/5/2025					<0.0025

ND substitution: RL or RL/2 if <15% NDs.

Time Series

Constituent: Cobalt (mg/L) Analysis Run 1/8/2026 2:06 PM

Plant McIntosh Client: Southern Company Data: McIntosh LF 4

	GWC-1	GWC-10	GWC-11	GWC-12	GWC-19
8/25/2004	<0.01	<0.0025	<0.0025	<0.01	
9/11/2004	<0.01	<0.0025	<0.0025	<0.01	
9/26/2004	<0.01	<0.0025	<0.0025	<0.01	
10/13/2004		<0.0025	<0.0025	<0.01	
7/11/2005	<0.01			<0.01	
7/12/2005		<0.0025	<0.0025		
12/7/2005	<0.01	<0.0025	<0.0025	<0.01	
6/24/2006	<0.01	<0.0025		<0.01	
6/25/2006			<0.0025		
11/28/2006			<0.0025	<0.01	
11/29/2006	<0.01	<0.0025			
6/20/2007	<0.01	<0.0025		<0.01	
6/21/2007			<0.0025		
7/6/2007	<0.01	<0.0025	<0.0025	<0.01	
12/13/2007	<0.01	<0.0025		<0.01	
12/14/2007			<0.0025		
6/20/2008	<0.01	<0.0025	<0.0025	<0.01	
12/7/2008	<0.01	<0.0025	<0.0025	<0.01	
7/9/2009	<0.01				
7/10/2009		<0.0025	<0.0025	<0.01	
12/28/2009	<0.01			<0.01	
12/29/2009		<0.0025	0.0071		
6/22/2010	<0.01	<0.0025	<0.0025	<0.01	
1/4/2011	<0.01	<0.0025		<0.01	
1/5/2011			<0.0025		
7/9/2011	<0.01		0.0037	0.0039	
7/10/2011		<0.0025			
1/19/2012		<0.0025			
1/20/2012				<0.01	
1/21/2012	<0.01	<0.0025	0.0062		
7/11/2012	0.0013	<0.0025	0.007	0.012 (O)	
1/19/2013			<0.0025	<0.01	
1/20/2013	0.0013	<0.0025			
7/18/2013				<0.01	
7/19/2013	0.0015	<0.0025	<0.0025		
7/20/2013		<0.0025			
1/15/2014	0.0017		0.0028	0.005	
1/16/2014		<0.0025			
7/10/2014		<0.0025			
7/11/2014	0.0018		<0.0025	0.00079 (J)	
1/15/2015				0.00069 (J)	
1/16/2015	0.0019	<0.0025	0.0048		
6/19/2015				0.0007 (J)	
6/20/2015	0.002	0.0006 (J)	<0.0025		
12/8/2015					0.00084 (J)
12/15/2015					0.00063 (J)
12/28/2015					0.00071 (J)
1/14/2016			<0.0025		<0.0025
1/16/2016	0.0015	<0.0025		0.00061 (J)	
1/26/2016					<0.0025
4/19/2016					<0.0025
4/20/2016	<0.01		<0.0025	<0.01	

ND substitution: RL or RL/2 if <15% NDs.

Time Series

Constituent: Cobalt (mg/L) Analysis Run 1/8/2026 2:06 PM

Plant McIntosh Client: Southern Company Data: McIntosh LF 4

	GWC-1	GWC-10	GWC-11	GWC-12	GWC-19
4/21/2016		<0.0025			
6/15/2016	0.0015 (J)		0.00011 (J)	0.00051 (J)	
6/16/2016		1E-05 (J)			6.7E-05 (J)
8/10/2016	0.0016 (J)	<0.0025	<0.0025	0.00052 (J)	<0.0025
9/27/2016	0.0016 (J)	<0.0025	<0.0025	0.00077 (J)	
9/28/2016					<0.0025
11/15/2016	0.0015 (J)	<0.0025	<0.0025	0.00055 (J)	<0.0025
1/12/2017	0.0016 (J)	<0.0025	<0.0025	0.0005 (J)	
1/16/2017					<0.0025
3/1/2017	0.0021 (J)	<0.0025	<0.0025	0.00079 (J)	<0.0025
4/20/2017	0.0018 (J)			0.00056 (J)	
4/24/2017		<0.0025	<0.0025		
4/25/2017					<0.0025
7/19/2017	0.0015 (J)				
7/20/2017				0.00051 (J)	
7/24/2017		<0.0025	<0.0025		
7/25/2017					<0.0025
1/11/2018	0.0019 (J)	<0.0025	<0.0025	0.0006 (J)	
1/12/2018					<0.0025
7/11/2018					<0.0025
7/12/2018	0.0018 (J)	<0.0025	<0.0025	0.00056 (J)	
1/29/2019					<0.0025
1/30/2019	0.0016 (J)	<0.0025	<0.0025	0.0006 (J)	
3/27/2019	0.0017 (J)	<0.0025	<0.0025	0.00051 (J)	<0.0025
9/11/2019	0.002	0.0001 (J)	<0.0025	0.00067	9.9E-05 (J)
4/1/2020	0.0016 (J)	<0.0025		0.00051 (J)	<0.0025
4/2/2020			<0.0025		
9/15/2020	0.0014 (J)	<0.0025	<0.0025		
9/16/2020				0.00023 (J)	<0.0025
3/16/2021	0.0017 (J)	<0.0025		0.00058 (J)	<0.0025
3/17/2021			0.00016 (J)		
8/18/2021	0.0018 (J)	<0.0025	<0.0025	0.00065 (J)	
8/19/2021					<0.0025
2/23/2022	0.0017 (J)	<0.0025	<0.0025	0.00049 (J)	<0.0025
8/2/2022			<0.0025		
8/3/2022	0.00034 (J)	<0.0025		0.00068 (J)	<0.0025
2/7/2023	0.0016 (J)			0.00058 (J)	
2/8/2023		<0.0025	<0.0025		<0.0025
8/2/2023	0.0016 (J)	<0.0025	<0.0025	0.00055 (J)	<0.0025
2/7/2024	0.0015 (J)	<0.0025	<0.0025		<0.0025
2/8/2024				0.00062 (J)	
8/14/2024	0.0016 (J)	<0.0025	<0.0025	0.00066 (J)	<0.0025
2/4/2025		<0.0025			<0.0025
2/5/2025	0.0013 (J)		<0.0025	0.00057 (J)	

ND substitution: RL or RL/2 if <15% NDs.

Time Series

Constituent: Cobalt (mg/L) Analysis Run 1/8/2026 2:06 PM

Plant McIntosh Client: Southern Company Data: McIntosh LF 4

	GWC-20	GWC-21	GWC-23	GWC-9
8/25/2004				<0.0025
9/11/2004				<0.0025
9/26/2004				<0.0025
10/13/2004				<0.0025
7/12/2005				<0.0025
12/8/2005				<0.0025
6/25/2006				<0.0025
11/29/2006				<0.0025
6/20/2007				<0.0025
7/6/2007				<0.0025
12/13/2007				<0.0025
6/20/2008				<0.0025
12/7/2008				<0.0025
7/9/2009				<0.0025
12/29/2009				<0.0025
6/22/2010				<0.0025
1/5/2011				<0.0025
7/9/2011				<0.0025
1/21/2012				<0.0025
7/11/2012				0.0013
1/19/2013				0.0055
7/18/2013				<0.0025
1/15/2014				0.00052 (J)
7/10/2014				0.00055 (J)
1/16/2015				<0.0025
6/20/2015				0.00052 (J)
12/9/2015	0.0055	0.0013		
12/14/2015	0.0073	0.0014		
12/29/2015	0.0076	0.0018		
1/14/2016	0.0056	0.0018		0.00051 (J)
1/25/2016	0.0061	0.0019		
4/19/2016				<0.0025
4/21/2016	0.00468 (J)	<0.01		
6/15/2016				0.00052 (J)
6/16/2016	0.0032 (J)	0.0021 (J)	0.0019 (J)	
8/10/2016	0.0025	0.0015 (J)	0.0051	0.0006 (J)
9/27/2016	0.0023 (J)	0.015 (O)		0.00063 (J)
9/28/2016			0.0058	
11/15/2016	0.0019 (J)	0.0017 (J)		0.00053 (J)
11/16/2016			0.0063	
1/12/2017		0.0014 (J)		
1/13/2017	0.0017 (J)			0.00052 (J)
1/17/2017			0.0057	
3/1/2017	0.0021 (J)	0.0019 (J)		0.00084 (J)
3/2/2017			0.0095	
4/24/2017		0.0015 (J)		0.00055 (J)
4/25/2017	0.0016 (J)		0.0078	
7/13/2017			0.0061	
7/24/2017				0.00058 (J)
7/25/2017	0.0016 (J)	0.0014 (J)	0.0074	
1/11/2018		0.0013 (J)		
1/12/2018	0.0014 (J)		0.0072	0.00054 (J)

ND substitution: RL or RL/2 if <15% NDs.

Time Series

Constituent: Cobalt (mg/L) Analysis Run 1/8/2026 2:06 PM

Plant McIntosh Client: Southern Company Data: McIntosh LF 4

	GWC-20	GWC-21	GWC-23	GWC-9
7/11/2018	0.0013 (J)	0.0012 (J)		
7/12/2018			0.0077	0.00072 (J)
1/29/2019	0.00084 (J)			
1/30/2019		0.00099 (J)	0.0061	0.00066 (J)
3/27/2019	0.0012 (J)	0.001 (J)	0.006	0.00051 (J)
9/11/2019	0.0014	0.0012	0.0059	0.00083
4/1/2020	0.00094 (J)	0.00088 (J)	0.0037	0.00042 (J)
9/15/2020	0.00097 (J)	0.00088 (J)	0.0032	
9/16/2020				0.00037 (J)
3/16/2021	0.0009 (J)			
3/17/2021		0.00092 (J)	0.0035	0.00092 (J)
8/19/2021	0.00088 (J)	0.00077 (J)	0.0025	0.00063 (J)
2/22/2022	0.0009 (J)			
2/23/2022		0.00079 (J)	0.0026	0.00064 (J)
8/3/2022	0.00091 (J)			0.00034 (J)
8/4/2022		0.00083 (J)	0.0016 (J)	
2/8/2023	0.00075 (J)	0.00077 (J)	0.0014 (J)	<0.0025
8/2/2023	0.00082 (J)			<0.0025
8/3/2023		0.0007 (J)	0.00045 (J)	
2/7/2024	0.00078 (J)	0.0008 (J)	0.0012 (J)	<0.0025
8/14/2024	0.00072 (J)	0.00079 (J)	0.0013 (J)	<0.0025
2/5/2025	0.00067 (J)	0.00077 (J)	0.00095 (J)	0.00039 (J)

ND substitution: RL or RL/2 if <15% NDs.

Time Series

Constituent: Copper (mg/L) Analysis Run 1/8/2026 2:06 PM

Plant McIntosh Client: Southern Company Data: McIntosh LF 4

	GWA-2 (bg)	GWA-3 (bg)	GWA-4A (bg)	GWA-5 (bg)	GWA-13 (bg)
8/25/2004	<0.002	<0.002	0.0023	<0.002	
9/11/2004	0.003	<0.002	<0.002	<0.002	
9/26/2004	<0.002	0.0029	<0.002	<0.002	
10/13/2004	<0.002	<0.002	<0.002	<0.002	
7/11/2005	<0.002	<0.002			
7/12/2005			<0.002	<0.002	
12/7/2005	<0.002	<0.002			
12/8/2005			<0.002	<0.002	
6/23/2006	<0.002	0.0026			
6/24/2006			<0.002	<0.002	
11/28/2006	<0.002	<0.002	<0.002	<0.002	
6/19/2007	<0.002	0.0034	<0.002	<0.002	
7/6/2007	<0.002	0.0034		<0.002	
12/13/2007	<0.002	<0.002	<0.002		
12/14/2007				<0.002	
6/20/2008	<0.002	<0.002	<0.002	<0.002	
12/7/2008	<0.002	<0.002	<0.002	<0.002	
7/9/2009	<0.002	<0.002	<0.002	<0.002	
12/28/2009	<0.002	<0.002			
12/29/2009				<0.002	
12/30/2009			<0.002		
6/22/2010	<0.002	<0.002	<0.002	<0.002	<0.002
1/4/2011	<0.002		<0.002	<0.002	
1/5/2011		0.014 (O)			
7/9/2011	<0.002	<0.002		<0.002	
7/10/2011			<0.002		
1/20/2012		<0.002			<0.002
1/21/2012	<0.002		<0.002	<0.002	
7/11/2012	<0.002	<0.002	<0.002	<0.002	
1/19/2013		<0.002		<0.002	
1/20/2013	<0.002		<0.002		
7/18/2013		<0.002		<0.002	
7/19/2013	<0.002		<0.002		
1/15/2014	<0.002	<0.002		<0.002	
1/16/2014			<0.002		
7/10/2014			<0.002	<0.002	
7/11/2014	<0.002	<0.002			
1/15/2015		<0.002		<0.002	
1/16/2015	<0.002		<0.002		
6/19/2015		<0.002		<0.002	
6/20/2015	<0.002		<0.002		
12/7/2015					<0.002
12/15/2015					<0.002
12/29/2015					<0.002
1/13/2016					<0.002
1/14/2016			<0.002	0.00084 (J)	
1/16/2016	<0.002	<0.002			
1/25/2016					<0.002
6/14/2016	<0.002	<0.002	<0.002	0.0021 (J)	<0.002
1/10/2017	<0.002	<0.002	<0.002		
1/11/2017				<0.002	
1/12/2017					<0.002

ND substitution: RL or RL/2 if <15% NDs.

Time Series

Constituent: Copper (mg/L) Analysis Run 1/8/2026 2:06 PM

Plant McIntosh Client: Southern Company Data: McIntosh LF 4

	GWA-2 (bg)	GWA-3 (bg)	GWA-4A (bg)	GWA-5 (bg)	GWA-13 (bg)
7/17/2017	<0.002				
7/18/2017		<0.002	<0.002	<0.002	<0.002
1/10/2018	<0.002	<0.002	<0.002	<0.002	<0.002
7/11/2018	<0.002	<0.002	<0.002	<0.002	<0.002
1/29/2019	<0.002	<0.002	<0.002	<0.002	<0.002
3/26/2019			0.0021 (J)	<0.002	<0.002
3/27/2019	<0.002	<0.002			
9/10/2019			0.0016 (J)	<0.002	0.00066 (J)
9/11/2019	<0.002	0.00092 (J)			
3/31/2020			0.0051	<0.002	<0.002
4/1/2020	<0.002	<0.002			
9/15/2020	<0.002	0.00095 (J)		<0.002	<0.002
9/16/2020			0.00079 (J)		
3/16/2021	<0.002	<0.002			<0.002
3/17/2021			0.0012 (J)	<0.002	
8/17/2021	<0.002	<0.002			
8/18/2021					<0.002
8/19/2021			0.00087 (J)	<0.002	
2/22/2022	<0.002	<0.002		<0.002	<0.002
2/23/2022			0.0012 (J)		
8/2/2022	<0.002	<0.002		<0.002	<0.002
8/3/2022			<0.002		
2/6/2023					<0.002
2/7/2023	<0.002	<0.002	<0.002	<0.002	
8/1/2023	<0.002		<0.002	<0.002	<0.002
8/2/2023		<0.002			
2/6/2024	<0.002	<0.002	<0.002	<0.002	<0.002
8/13/2024		<0.002	<0.002	<0.002	<0.002
8/15/2024	<0.002				
2/3/2025			<0.002		
2/4/2025	<0.002	<0.002		<0.002	<0.002

ND substitution: RL or RL/2 if <15% NDs.

Time Series

Constituent: Copper (mg/L) Analysis Run 1/8/2026 2:06 PM

Plant McIntosh Client: Southern Company Data: McIntosh LF 4

	GWA-14 (bg)	GWA-15 (bg)	GWA-16 (bg)	GWC-17 (bg)	GWC-18 (bg)
1/20/2012				<0.002	
1/21/2012					<0.002
7/12/2012	<0.002				
12/7/2015	<0.002	0.00084 (J)	0.001 (J)		
12/8/2015				0.0021 (J)	<0.002
12/14/2015			<0.002	0.0018 (J)	0.00096 (J)
12/15/2015	<0.002	<0.002			
12/28/2015		<0.002	<0.002	<0.002	<0.002
12/29/2015	<0.002				
1/13/2016	<0.002	<0.002	<0.002	<0.002	
1/14/2016					<0.002
1/25/2016	0.0014 (J)	<0.002	0.00081 (J)		
1/26/2016				<0.002	<0.002
6/14/2016	<0.002				
6/15/2016		<0.002	<0.002	<0.002	
6/16/2016					0.00068 (J)
1/11/2017	<0.002	<0.002	<0.002	<0.002	<0.002
7/19/2017	<0.002	<0.002	<0.002	<0.002	
7/25/2017					<0.002
1/11/2018	<0.002	<0.002	<0.002	<0.002	
1/12/2018					<0.002
7/11/2018	<0.002	<0.002	<0.002	<0.002	<0.002
1/29/2019	<0.002	<0.002	<0.002	<0.002	
1/30/2019					0.0021 (J)
3/26/2019	<0.002	<0.002	<0.002		
3/27/2019				<0.002	<0.002
9/10/2019	0.00076 (J)		<0.002		
9/11/2019		<0.002		0.0012 (J)	0.0011 (J)
4/1/2020	<0.002	<0.002	<0.002	<0.002	<0.002
9/15/2020	<0.002	<0.002	<0.002	<0.002	<0.002
3/16/2021	<0.002		<0.002	<0.002	
3/17/2021		<0.002			0.001 (J)
8/17/2021	<0.002		<0.002		
8/19/2021		<0.002		<0.002	0.00089 (J)
2/22/2022	<0.002	<0.002	<0.002	<0.002	
2/23/2022					<0.002
8/2/2022	<0.002	<0.002	<0.002	<0.002	<0.002
2/7/2023	<0.002	<0.002	<0.002		<0.002
2/8/2023				<0.002	
8/1/2023		<0.002	<0.002		
8/2/2023	<0.002			<0.002	0.0013 (J)
2/6/2024	<0.002	<0.002	<0.002	<0.002	
2/7/2024					<0.002
8/13/2024	<0.002	<0.002	<0.002	<0.002	
8/14/2024					<0.002
2/4/2025	<0.002	<0.002	<0.002	<0.002	
2/5/2025					<0.002

ND substitution: RL or RL/2 if <15% NDs.

Time Series

Constituent: Copper (mg/L) Analysis Run 1/8/2026 2:06 PM

Plant McIntosh Client: Southern Company Data: McIntosh LF 4

	GWC-1	GWC-10	GWC-11	GWC-12	GWC-19
8/25/2004	<0.002	<0.002	<0.002	<0.002	
9/11/2004	<0.002	<0.002	<0.002	<0.002	
9/26/2004	<0.002	<0.002	<0.002	<0.002	
10/13/2004		<0.002	<0.002	<0.002	
7/11/2005	<0.002			<0.002	
7/12/2005		<0.002	<0.002		
12/7/2005	<0.002	<0.002	<0.002	<0.002	
6/24/2006	<0.002	<0.002		<0.002	
6/25/2006			<0.002		
11/28/2006			0.0027	<0.002	
11/29/2006	<0.002	<0.002			
6/20/2007	<0.002	<0.002		<0.002	
6/21/2007			<0.002		
7/6/2007	<0.002	<0.002	<0.002	<0.002	
12/13/2007	<0.002	<0.002		<0.002	
12/14/2007			<0.002		
6/20/2008	<0.002	<0.002	<0.002	<0.002	
12/7/2008	<0.002	<0.002	<0.002	<0.002	
7/9/2009	<0.002				
7/10/2009		<0.002	<0.002	<0.002	
12/28/2009	<0.002			<0.002	
12/29/2009		<0.002	<0.002		
6/22/2010	<0.002	<0.002	<0.002	<0.002	
1/4/2011	<0.002	<0.002		<0.002	
1/5/2011			<0.002		
7/9/2011	<0.002		<0.002	<0.002	
7/10/2011		<0.002			
1/19/2012		<0.002			
1/20/2012				<0.002	
1/21/2012	<0.002	<0.002	<0.002		
7/11/2012	<0.002	<0.002	<0.002	<0.002	
1/19/2013			<0.002	<0.002	
1/20/2013	<0.002	<0.002			
7/18/2013				<0.002	
7/19/2013	<0.002	<0.002	<0.002		
7/20/2013		<0.002			
1/15/2014	<0.002		<0.002	<0.002	
1/16/2014		<0.002			
7/10/2014		<0.002			
7/11/2014	<0.002		0.0014 (J)	<0.002	
1/15/2015				<0.002	
1/16/2015	<0.002	<0.002	<0.002		
6/19/2015				<0.002	
6/20/2015	<0.002	<0.002	<0.002		
12/8/2015					<0.002
12/15/2015					<0.002
12/28/2015					<0.002
1/14/2016			<0.002		<0.002
1/16/2016	<0.002	<0.002		<0.002	
1/26/2016					<0.002
6/15/2016	<0.002		<0.002	<0.002	
6/16/2016		<0.002			0.00024 (J)

ND substitution: RL or RL/2 if <15% NDs.

Time Series

Constituent: Copper (mg/L) Analysis Run 1/8/2026 2:06 PM

Plant McIntosh Client: Southern Company Data: McIntosh LF 4

	GWC-1	GWC-10	GWC-11	GWC-12	GWC-19
1/12/2017	<0.002	<0.002	<0.002	<0.002	
1/16/2017					<0.002
7/19/2017	<0.002				
7/20/2017				<0.002	
7/24/2017		<0.002	<0.002		
7/25/2017					<0.002
1/11/2018	<0.002	<0.002	<0.002	<0.002	
1/12/2018					<0.002
7/11/2018					<0.002
7/12/2018	<0.002	<0.002	<0.002	<0.002	
1/29/2019					<0.002
1/30/2019	<0.002	<0.002	<0.002	<0.002	
3/27/2019	<0.002	<0.002	<0.002	<0.002	<0.002
9/11/2019	0.001 (J)	<0.002	<0.002	0.00069 (J)	0.00085 (J)
4/1/2020	<0.002	<0.002		<0.002	<0.002
4/2/2020			0.0013 (J)		
9/15/2020	<0.002	<0.002	<0.002		
9/16/2020				<0.002	<0.002
3/16/2021	<0.002	<0.002		<0.002	<0.002
3/17/2021			0.0019 (J)		
8/18/2021	<0.002	<0.002	<0.002	0.00096 (J)	
8/19/2021					<0.002
2/23/2022	<0.002	<0.002	<0.002	<0.002	<0.002
8/2/2022			<0.002		
8/3/2022	<0.002	<0.002		<0.002	<0.002
2/7/2023	<0.002			<0.002	
2/8/2023		<0.002	<0.002		<0.002
8/2/2023	<0.002	<0.002	<0.002	<0.002	<0.002
2/7/2024	<0.002	<0.002	<0.002		<0.002
2/8/2024				<0.002	
8/14/2024	<0.002	<0.002	<0.002	<0.002	<0.002
2/4/2025		<0.002			<0.002
2/5/2025	<0.002		<0.002	<0.002	

ND substitution: RL or RL/2 if <15% NDs.

Time Series

Constituent: Copper (mg/L) Analysis Run 1/8/2026 2:06 PM

Plant McIntosh Client: Southern Company Data: McIntosh LF 4

	GWC-20	GWC-21	GWC-23	GWC-9
8/25/2004				<0.002
9/11/2004				<0.002
9/26/2004				0.0021
10/13/2004				<0.002
7/12/2005				<0.002
12/8/2005				<0.002
6/25/2006				<0.002
11/29/2006				<0.002
6/20/2007				<0.002
7/6/2007				<0.002
12/13/2007				<0.002
6/20/2008				<0.002
12/7/2008				<0.002
7/9/2009				<0.002
12/29/2009				<0.002
6/22/2010				<0.002
1/5/2011				<0.002
7/9/2011				<0.002
1/21/2012				<0.002
7/11/2012				<0.002
1/19/2013				<0.002
7/18/2013				<0.002
1/15/2014				<0.002
7/10/2014				<0.002
1/16/2015				<0.002
6/20/2015				<0.002
12/9/2015	<0.002	<0.002		
12/14/2015	<0.002	<0.002		
12/29/2015	<0.002	0.00082 (J)		
1/14/2016	<0.002	0.0064 (O)		<0.002
1/25/2016	<0.002	<0.002		
6/15/2016				<0.002
6/16/2016	0.00032 (J)	0.00042 (J)	0.0011 (J)	
1/12/2017		<0.002		
1/13/2017	<0.002			<0.002
1/17/2017			<0.002	
7/24/2017				<0.002
7/25/2017	<0.002	<0.002	<0.002	
1/11/2018		<0.002		
1/12/2018	<0.002		<0.002	<0.002
7/11/2018	<0.002	<0.002		
7/12/2018			<0.002	<0.002
1/29/2019	<0.002			
1/30/2019		<0.002	<0.002	0.002 (J)
3/27/2019	<0.002	<0.002	<0.002	<0.002
9/11/2019	0.0012 (J)	0.00066 (J)	0.00092 (J)	0.00092 (J)
4/1/2020	<0.002	<0.002	<0.002	<0.002
9/15/2020	<0.002	<0.002	<0.002	
9/16/2020				<0.002
3/16/2021	<0.002			
3/17/2021		<0.002	<0.002	<0.002
8/19/2021	<0.002	<0.002	0.0013 (J)	<0.002

ND substitution: RL or RL/2 if <15% NDs.

Time Series

Constituent: Copper (mg/L) Analysis Run 1/8/2026 2:06 PM

Plant McIntosh Client: Southern Company Data: McIntosh LF 4

	GWC-20	GWC-21	GWC-23	GWC-9
2/22/2022	<0.002			
2/23/2022		<0.002	<0.002	<0.002
8/3/2022	<0.002			<0.002
8/4/2022		<0.002	<0.002	
2/8/2023	<0.002	<0.002	<0.002	<0.002
8/2/2023	<0.002			<0.002
8/3/2023		<0.002	<0.002	
2/7/2024	<0.002	<0.002	<0.002	<0.002
8/14/2024	<0.002	<0.002	<0.002	<0.002
2/5/2025	<0.002	<0.002	<0.002	<0.002

ND substitution: RL or RL/2 if <15% NDs.

Time Series

Constituent: Fluoride (mg/L) Analysis Run 1/8/2026 2:06 PM

Plant McIntosh Client: Southern Company Data: McIntosh LF 4

	GWA-2 (bg)	GWA-3 (bg)	GWA-4A (bg)	GWA-5 (bg)	GWA-13 (bg)
4/19/2016	0.03 (J)	0.022 (J)			
4/20/2016			0.028 (J)	0.032 (J)	0.018 (J)
6/14/2016	0.02 (J)	<0.1	<0.1	<0.1	<0.1
8/9/2016	<0.1	<0.1		<0.1	<0.1
8/11/2016			<0.1		
9/26/2016	<0.1				
9/27/2016		<0.1	<0.1	<0.1	<0.1
11/14/2016		<0.1	<0.1		
11/15/2016	<0.1			<0.1	<0.1
1/10/2017	<0.1	<0.1	<0.1		
1/11/2017				<0.1	
1/12/2017					<0.1
2/28/2017	0.11 (J)	0.1 (J)	0.1 (J)	0.11 (J)	0.097 (J)
4/19/2017	<0.1	<0.1			
4/20/2017			<0.1	<0.1	<0.1
10/10/2017	<0.1		<0.1		
10/11/2017		<0.1		<0.1	<0.1
1/10/2018	<0.1	<0.1	<0.1	<0.1	<0.1
7/11/2018	<0.1	<0.1	<0.1	<0.1	<0.1
1/29/2019	<0.1	<0.1	<0.1	<0.1	<0.1
3/26/2019			<0.1	0.028 (J)	<0.1
3/27/2019	<0.1	<0.1			
9/10/2019			0.044 (J)	0.037 (J)	0.034 (J)
9/11/2019	0.037 (J)	0.033 (J)			
3/31/2020			0.043 (J)	0.061 (J)	0.046 (J)
4/1/2020	<0.1	<0.1			
9/15/2020	0.029 (J)	<0.1		<0.1	<0.1
9/16/2020			<0.1		
3/16/2021	0.033 (J)	<0.1			<0.1
3/17/2021			<0.1	0.026 (J)	
8/17/2021	0.073 (J)	0.043 (J)			
8/18/2021					<0.1
8/19/2021			<0.1	0.035 (J)	
2/22/2022	<0.1	<0.1		<0.1	<0.1
2/23/2022			<0.1		
8/2/2022	<0.1	<0.1		<0.1	<0.1
8/3/2022			<0.1		
2/6/2023					<0.1
2/7/2023	0.048 (J)	<0.1	<0.1	<0.1	
8/1/2023	0.04 (J)		<0.1	<0.1	<0.1
8/2/2023		<0.1			
2/6/2024	0.083 (J)	0.046 (J)	0.042 (J)	0.04 (J)	0.041 (J)
8/13/2024		<0.1	<0.1	<0.1	<0.1
8/15/2024	<0.1				
2/3/2025			<0.1		
2/4/2025	<0.1	<0.1		<0.1	<0.1

ND substitution: RL or RL/2 if <15% NDs.

Time Series

Constituent: Fluoride (mg/L) Analysis Run 1/8/2026 2:06 PM

Plant McIntosh Client: Southern Company Data: McIntosh LF 4

	GWA-14 (bg)	GWA-15 (bg)	GWA-16 (bg)	GWC-17 (bg)	GWC-18 (bg)
4/19/2016					0.706
4/20/2016	0.021 (J)		0.022 (J)	0.147 (J)	
4/21/2016		0.019 (J)			
6/14/2016	<0.1				
6/15/2016		<0.1	<0.1	0.1 (J)	
6/16/2016					0.56
8/9/2016	<0.1	<0.1	<0.1	0.16 (J)	
8/11/2016					0.74
9/27/2016	<0.1	<0.1	<0.1	0.14 (J)	
9/28/2016					0.7
11/15/2016	<0.1	<0.1	<0.1	0.16 (J)	
11/16/2016					0.71
1/11/2017	<0.1	<0.1	<0.1	0.16 (J)	0.51
2/28/2017	0.1 (J)	0.1 (J)			
3/1/2017			0.1 (J)	0.22	0.61
4/20/2017	<0.1	<0.1	<0.1	0.12 (J)	
4/25/2017					0.65
10/11/2017	<0.1	<0.1	<0.1	0.11 (J)	
10/12/2017					0.6
12/13/2017					0.61
1/11/2018	<0.1	<0.1	<0.1	0.12 (J)	
1/12/2018					0.55
7/11/2018	<0.1	<0.1	<0.1	0.13 (J)	0.59
1/29/2019	<0.1	<0.1	<0.1	0.13 (J)	
1/30/2019					0.65
3/26/2019	<0.1	<0.1	<0.1		
3/27/2019				0.1 (J)	0.49
9/10/2019	0.032 (J)		0.035 (J)		
9/11/2019		0.032 (J)		0.099 (J)	0.47
4/1/2020	0.048 (J)	0.05 (J)	<0.1	0.15	0.59
9/15/2020	<0.1	<0.1	<0.1	0.099 (J)	0.49
3/16/2021	<0.1		<0.1	0.13	
3/17/2021		<0.1			0.54
8/17/2021	0.045 (J)		0.072 (J)		
8/19/2021		0.035 (J)		0.15	0.62
2/22/2022	<0.1	<0.1	<0.1	0.062 (J)	
2/23/2022					0.66
8/2/2022	<0.1	<0.1	<0.1	0.12	0.54
2/7/2023	<0.1	<0.1	<0.1		0.53
2/8/2023				0.13	
8/1/2023		<0.1	<0.1		
8/2/2023	<0.1			0.17	0.54
2/6/2024	<0.1	<0.1	<0.1	0.15	
2/7/2024					0.53
8/13/2024	<0.1	<0.1	<0.1	0.063 (J)	
8/14/2024					0.43
2/4/2025	<0.1	<0.1	<0.1	<0.1	
2/5/2025					0.38

ND substitution: RL or RL/2 if <15% NDs.

Time Series

Constituent: Fluoride (mg/L) Analysis Run 1/8/2026 2:06 PM

Plant McIntosh Client: Southern Company Data: McIntosh LF 4

	GWC-1	GWC-10	GWC-11	GWC-12	GWC-19
4/19/2016					0.122 (J)
4/20/2016	0.04 (J)		0.383	0.026 (J)	
4/21/2016		0.217 (J)			
6/15/2016	<0.1		0.28 (J)	<0.1	
6/16/2016		0.13 (J)			0.08 (J)
8/10/2016	<0.1	0.21	0.42	<0.1	0.14 (J)
9/27/2016	<0.1	0.17 (J)	0.39	<0.1	
9/28/2016					0.11 (J)
11/15/2016	<0.1	0.22	0.43	<0.1	0.13 (J)
1/12/2017	<0.1	0.12 (J)	0.41	<0.1	
1/16/2017					0.11 (J)
3/1/2017	0.11 (J)	0.25	0.39	0.11 (J)	0.18 (J)
4/20/2017	<0.1			<0.1	
4/24/2017		0.18 (J)	0.37		
4/25/2017					0.087 (J)
10/11/2017	<0.1		0.39		
10/12/2017		0.18 (J)		<0.1	0.087 (J)
12/13/2017			0.48		
1/11/2018	<0.1	0.15 (J)	0.31	<0.1	
1/12/2018					0.083 (J)
7/11/2018					0.091 (J)
7/12/2018	<0.1	0.13 (J)	0.25	<0.1	
1/29/2019					0.074 (J)
1/30/2019	0.04 (J)	0.23	0.35	<0.1	
3/27/2019	0.029 (J)	0.12 (J)	0.24	<0.1	0.072 (J)
9/11/2019	0.036 (J)	0.1	0.26	0.036 (J)	0.08 (J)
4/1/2020	<0.1	0.26		<0.1	0.11
4/2/2020			0.26		
9/15/2020	<0.1	0.11	0.21		
9/16/2020				<0.1	0.076 (J)
3/16/2021	<0.1	0.18		<0.1	0.092 (J)
3/17/2021			0.28		
8/18/2021	<0.1	0.081 (J)	0.35	<0.1	
8/19/2021					0.11
2/23/2022	<0.1	0.13	0.36	0.043 (J)	0.11
8/2/2022			0.28		
8/3/2022	<0.1	0.098 (J)		<0.1	0.096 (J)
2/7/2023	<0.1			<0.1	
2/8/2023		0.1	0.31		0.1
8/2/2023	<0.1	0.13	0.3	<0.1	0.13
2/7/2024	0.042 (J)	0.13	0.31		0.11
2/8/2024				<0.1	
8/14/2024	<0.1	<0.1	0.18	<0.1	<0.1
2/4/2025		<0.1			<0.1
2/5/2025	<0.1		<0.1	<0.1	

ND substitution: RL or RL/2 if <15% NDs.

Time Series

Constituent: Fluoride (mg/L) Analysis Run 1/8/2026 2:06 PM

Plant McIntosh Client: Southern Company Data: McIntosh LF 4

	GWC-20	GWC-21	GWC-23	GWC-9
4/19/2016				0.02 (J)
4/21/2016	0.06 (J)	0.022 (J)		
6/15/2016				<0.1
6/16/2016	<0.1	<0.1	0.04 (J)	
8/10/2016	<0.1	<0.1	<0.1	<0.1
9/27/2016	<0.1	<0.1		<0.1
9/28/2016			0.097 (J)	
11/15/2016	<0.1	<0.1		<0.1
11/16/2016			0.092 (J)	
1/12/2017		<0.1		
1/13/2017	0.083 (J)			<0.1
1/17/2017			<0.1	
3/1/2017	0.12 (J)	0.1 (J)		0.1 (J)
3/2/2017			0.12 (J)	
4/24/2017		<0.1		<0.1
4/25/2017	<0.1		<0.1	
7/13/2017			<0.1	
10/12/2017	<0.1	<0.1	<0.1	<0.1
1/11/2018		<0.1		
1/12/2018	<0.1		<0.1	<0.1
7/11/2018	<0.1	<0.1		
7/12/2018			<0.1	<0.1
1/29/2019	0.031 (J)			
1/30/2019		<0.1	<0.1	<0.1
3/27/2019	0.034 (J)	<0.1	0.027 (J)	<0.1
9/11/2019	0.045 (J)	0.032 (J)	0.041 (J)	0.034 (J)
4/1/2020	0.082 (J)	0.04 (J)	0.05 (J)	0.051 (J)
9/15/2020	0.032 (J)	<0.1	0.028 (J)	
9/16/2020				<0.1
3/16/2021	0.04 (J)			
3/17/2021		<0.1	<0.1	0.035 (J)
8/19/2021	0.044 (J)	<0.1	<0.1	0.064 (J)
2/22/2022	0.033 (J)			
2/23/2022		0.037 (J)	0.03 (J)	0.049 (J)
8/3/2022	0.052 (J)			0.059 (J)
8/4/2022		<0.1	<0.1	
2/8/2023	0.052 (J)	<0.1	<0.1	0.061 (J)
8/2/2023	0.05 (J)			0.086 (J)
8/3/2023		<0.1	0.063 (J)	
2/7/2024	0.056 (J)	<0.1	<0.1	0.073 (J)
8/14/2024	<0.1	<0.1	<0.1	<0.1
2/5/2025	<0.1	<0.1	<0.1	<0.1

ND substitution: RL or RL/2 if <15% NDs.

Time Series

Constituent: Lead (mg/L) Analysis Run 1/8/2026 2:06 PM

Plant McIntosh Client: Southern Company Data: McIntosh LF 4

	GWA-2 (bg)	GWA-3 (bg)	GWA-4A (bg)	GWA-5 (bg)	GWA-13 (bg)
8/25/2004	<0.001	<0.001	<0.001	<0.001	
9/11/2004	<0.001	<0.001	<0.001	<0.001	
9/26/2004	<0.001	<0.001	<0.001	<0.001	
10/13/2004	<0.001	<0.001	<0.001	<0.001	
7/11/2005	<0.001	<0.001			
7/12/2005			<0.001	<0.001	
12/7/2005	<0.001	<0.001			
12/8/2005			<0.001	<0.001	
6/23/2006	<0.001	<0.001			
6/24/2006			<0.001	<0.001	
11/28/2006	<0.001	<0.001	<0.001	<0.001	
6/19/2007	<0.001	<0.001	<0.001	<0.001	
7/6/2007	<0.001	<0.001		<0.001	
12/13/2007	<0.001	<0.001	<0.001		
12/14/2007				<0.001	
6/20/2008	<0.001	<0.001	<0.001	<0.001	
12/7/2008	<0.001	<0.001	<0.001	<0.001	
7/9/2009	<0.001	<0.001	<0.001	<0.001	
12/28/2009	<0.001	<0.001			
12/29/2009				<0.001	
12/30/2009			<0.001		
6/22/2010	<0.001	<0.001	<0.001	<0.001	<0.001
1/4/2011	<0.001		<0.001	<0.001	
1/5/2011		0.014 (O)			
7/9/2011	<0.001	<0.001		<0.001	
7/10/2011			<0.001		
1/20/2012		<0.001			<0.001
1/21/2012	<0.001		<0.001	<0.001	
7/11/2012	<0.001	<0.001	<0.001	<0.001	
1/19/2013		<0.001		<0.001	
1/20/2013	<0.001		<0.001		
7/18/2013		<0.001		<0.001	
7/19/2013	<0.001		<0.001		
1/15/2014	<0.001	<0.001		<0.001	
1/16/2014			<0.001		
7/10/2014			<0.001	<0.001	
7/11/2014	<0.001	<0.001			
1/15/2015		<0.001		<0.001	
1/16/2015	<0.001		<0.001		
6/19/2015		<0.001		<0.001	
6/20/2015	<0.001		<0.001		
12/7/2015					<0.001
12/15/2015					<0.001
12/29/2015					<0.001
1/13/2016					<0.001
1/14/2016			<0.001	<0.001	
1/16/2016	<0.001	<0.001			
1/25/2016					<0.001
4/19/2016	<0.001	<0.001			
4/20/2016			<0.001	<0.001	<0.001
6/14/2016	<0.001	<0.001	<0.001	0.00019 (J)	<0.001
8/9/2016	<0.001	<0.001		<0.001	<0.001

ND substitution: RL or RL/2 if <15% NDs.

Time Series

Constituent: Lead (mg/L) Analysis Run 1/8/2026 2:06 PM

Plant McIntosh Client: Southern Company Data: McIntosh LF 4

	GWA-2 (bg)	GWA-3 (bg)	GWA-4A (bg)	GWA-5 (bg)	GWA-13 (bg)
8/11/2016			<0.001		
9/26/2016	<0.001				
9/27/2016		<0.001	<0.001	<0.001	<0.001
11/14/2016		<0.001	<0.001		
11/15/2016	<0.001			<0.001	<0.001
1/10/2017	<0.001	<0.001	<0.001		
1/11/2017				<0.001	
1/12/2017					<0.001
2/28/2017	<0.001	<0.001	<0.001	<0.001	<0.001
4/19/2017	<0.001	<0.001			
4/20/2017			<0.001	0.00041 (J)	<0.001
7/17/2017	<0.001				
7/18/2017		<0.001	<0.001	<0.001	<0.001
1/10/2018	<0.001	<0.001	<0.001	<0.001	<0.001
7/11/2018	<0.001	<0.001	<0.001	<0.001	<0.001
1/29/2019	0.00024 (J)	9.8E-05 (J)	0.00026 (J)	0.00011 (J)	0.00043 (J)
3/26/2019			<0.001	<0.001	<0.001
3/27/2019	<0.001	<0.001			
9/10/2019			0.00051 (J)	0.00074 (J)	0.00058 (J)
9/11/2019	<0.001	<0.001			
3/31/2020			0.00024 (J)	<0.001	<0.001
4/1/2020	<0.001	<0.001			
9/15/2020	<0.001	<0.001		<0.001	<0.001
9/16/2020			<0.001		
3/16/2021	<0.001	<0.001			<0.001
3/17/2021			<0.001	<0.001	
8/17/2021	0.00081 (J)	<0.001			
8/18/2021					<0.001
8/19/2021			<0.001	<0.001	
2/22/2022	0.0054	<0.001		<0.001	<0.001
2/23/2022			0.00019 (J)		
8/2/2022	0.00043 (J)	0.015		<0.001	<0.001
8/3/2022			0.0037		
2/6/2023					<0.001
2/7/2023	0.0015	<0.001	<0.001	<0.001	
8/1/2023	0.00088 (J)		<0.001	<0.001	<0.001
8/2/2023		<0.001			
2/6/2024	0.0022	<0.001	<0.001	<0.001	<0.001
8/13/2024		<0.001	<0.001	<0.001	<0.001
8/15/2024	0.0007 (J)				
2/3/2025			<0.001		
2/4/2025	0.00083 (J)	<0.001		<0.001	<0.001

ND substitution: RL or RL/2 if <15% NDs.

Time Series

Constituent: Lead (mg/L) Analysis Run 1/8/2026 2:06 PM

Plant McIntosh Client: Southern Company Data: McIntosh LF 4

	GWA-14 (bg)	GWA-15 (bg)	GWA-16 (bg)	GWC-17 (bg)	GWC-18 (bg)
1/20/2012				<0.001	
1/21/2012					<0.001
7/12/2012	<0.001				
12/7/2015	<0.001	<0.001	<0.001		
12/8/2015				<0.001	<0.001
12/14/2015			<0.001	<0.001	<0.001
12/15/2015	<0.001	<0.001			
12/28/2015		<0.001	<0.001	<0.001	<0.001
12/29/2015	<0.001				
1/13/2016	<0.001	<0.001	<0.001	<0.001	
1/14/2016					<0.001
1/25/2016	<0.001	<0.001	<0.001		
1/26/2016				<0.001	<0.001
4/19/2016					<0.001
4/20/2016	<0.001		<0.001	<0.001	
4/21/2016		<0.001			
6/14/2016	<0.001				
6/15/2016		<0.001	<0.001	<0.001	
6/16/2016					0.00015 (J)
8/9/2016	<0.001	<0.001	<0.001	<0.001	
8/11/2016					<0.001
9/27/2016	<0.001	<0.001	<0.001	<0.001	
9/28/2016					<0.001
11/15/2016	<0.001	<0.001	<0.001	<0.001	
11/16/2016					<0.001
1/11/2017	<0.001	<0.001	<0.001	<0.001	<0.001
2/28/2017	<0.001	<0.001			
3/1/2017			<0.001	<0.001	<0.001
4/20/2017	<0.001	<0.001	<0.001	<0.001	
4/25/2017					<0.001
7/19/2017	<0.001	<0.001	<0.001	<0.001	
7/25/2017					<0.001
1/11/2018	<0.001	<0.001	<0.001	<0.001	
1/12/2018					<0.001
7/11/2018	<0.001	<0.001	<0.001	<0.001	<0.001
1/29/2019	0.00011 (J)	0.00014 (J)	0.00018 (J)	0.00016 (J)	
1/30/2019					0.00067 (J)
3/26/2019	<0.001	<0.001	<0.001		
3/27/2019				<0.001	<0.001
9/10/2019	0.00013 (J)		0.00013 (J)		
9/11/2019		<0.001		<0.001	0.00017 (J)
4/1/2020	<0.001	<0.001	<0.001	<0.001	<0.001
9/15/2020	<0.001	<0.001	0.00024 (J)	<0.001	<0.001
3/16/2021	<0.001		<0.001	<0.001	
3/17/2021		<0.001			0.00015 (J)
8/17/2021	0.00021 (J)		<0.001		
8/19/2021		<0.001		<0.001	0.00037 (J)
2/22/2022	<0.001	<0.001	<0.001	<0.001	
2/23/2022					0.00026 (J)
8/2/2022	<0.001	<0.001	<0.001	<0.001	0.00029 (J)
2/7/2023	<0.001	<0.001	<0.001		0.00035 (J)
2/8/2023				<0.001	

ND substitution: RL or RL/2 if <15% NDs.

Time Series

Constituent: Lead (mg/L) Analysis Run 1/8/2026 2:06 PM

Plant McIntosh Client: Southern Company Data: McIntosh LF 4

	GWA-14 (bg)	GWA-15 (bg)	GWA-16 (bg)	GWC-17 (bg)	GWC-18 (bg)
8/1/2023		<0.001	<0.001		
8/2/2023	<0.001			<0.001	<0.001
2/6/2024	<0.001	<0.001	0.00024 (J)	<0.001	
2/7/2024					<0.001
8/13/2024	<0.001	<0.001	<0.001	<0.001	
8/14/2024					<0.001
2/4/2025	<0.001	<0.001	<0.001	<0.001	
2/5/2025					<0.001

ND substitution: RL or RL/2 if <15% NDs.

Time Series

Constituent: Lead (mg/L) Analysis Run 1/8/2026 2:06 PM

Plant McIntosh Client: Southern Company Data: McIntosh LF 4

	GWC-1	GWC-10	GWC-11	GWC-12	GWC-19
8/25/2004	<0.001	<0.001	<0.001	<0.001	
9/11/2004	<0.001	<0.001	<0.001	<0.001	
9/26/2004	<0.001	<0.001	<0.001	<0.001	
10/13/2004		<0.001	<0.001	<0.001	
7/11/2005	<0.001			<0.001	
7/12/2005		<0.001	<0.001		
12/7/2005	<0.001	<0.001	<0.001	<0.001	
6/24/2006	<0.001	<0.001		<0.001	
6/25/2006			<0.001		
11/28/2006			<0.001	<0.001	
11/29/2006	<0.001	<0.001			
6/20/2007	<0.001	<0.001		<0.001	
6/21/2007			<0.001		
7/6/2007	<0.001	<0.001	<0.001	<0.001	
12/13/2007	<0.001	<0.001		<0.001	
12/14/2007			<0.001		
6/20/2008	<0.001	<0.001	<0.001	<0.001	
12/7/2008	<0.001	<0.001	<0.001	<0.001	
7/9/2009	<0.001				
7/10/2009		<0.001	<0.001	<0.001	
12/28/2009	<0.001			<0.001	
12/29/2009		<0.001	<0.001		
6/22/2010	<0.001	<0.001	<0.001	<0.001	
1/4/2011	<0.001	<0.001		<0.001	
1/5/2011			<0.001		
7/9/2011	<0.001		<0.001	<0.001	
7/10/2011		<0.001			
1/19/2012		<0.001			
1/20/2012				<0.001	
1/21/2012	<0.001	<0.001	<0.001		
7/11/2012	<0.001	<0.001	<0.001	<0.001	
1/19/2013			<0.001	<0.001	
1/20/2013	<0.001	<0.001			
7/18/2013				<0.001	
7/19/2013	<0.001	<0.001	<0.001		
7/20/2013		<0.001			
1/15/2014	<0.001		<0.001	<0.001	
1/16/2014		<0.001			
7/10/2014		<0.001			
7/11/2014	<0.001		<0.001	<0.001	
1/15/2015				<0.001	
1/16/2015	<0.001	<0.001	<0.001		
6/19/2015				<0.001	
6/20/2015	<0.001	<0.001	<0.001		
12/8/2015					<0.001
12/15/2015					<0.001
12/28/2015					<0.001
1/14/2016			<0.001		<0.001
1/16/2016	<0.001	<0.001		<0.001	
1/26/2016					<0.001
4/19/2016					<0.001
4/20/2016	<0.001		<0.001	<0.001	

ND substitution: RL or RL/2 if <15% NDs.

Time Series

Constituent: Lead (mg/L) Analysis Run 1/8/2026 2:06 PM

Plant McIntosh Client: Southern Company Data: McIntosh LF 4

	GWC-1	GWC-10	GWC-11	GWC-12	GWC-19
4/21/2016		<0.001			
6/15/2016	<0.001		0.0002 (J)	<0.001	
6/16/2016		<0.001			<0.001
8/10/2016	<0.001	<0.001	<0.001	<0.001	<0.001
9/27/2016	<0.001	<0.001	<0.001	<0.001	
9/28/2016					<0.001
11/15/2016	<0.001	<0.001	<0.001	<0.001	<0.001
1/12/2017	<0.001	<0.001	<0.001	<0.001	
1/16/2017					<0.001
3/1/2017	<0.001	<0.001	<0.001	<0.001	<0.001
4/20/2017	<0.001			<0.001	
4/24/2017		<0.001	0.00037 (J)		
4/25/2017					<0.001
7/19/2017	<0.001				
7/20/2017				<0.001	
7/24/2017		<0.001	<0.001		
7/25/2017					<0.001
1/11/2018	<0.001	<0.001	<0.001	<0.001	
1/12/2018					<0.001
7/11/2018					<0.001
7/12/2018	<0.001	<0.001	<0.001	<0.001	
1/29/2019					0.00011 (J)
1/30/2019	<0.001	<0.001	<0.001	<0.001	
3/27/2019	<0.001	<0.001	<0.001	<0.001	<0.001
9/11/2019	<0.001	<0.001	<0.001	<0.001	<0.001
4/1/2020	<0.001	<0.001		<0.001	<0.001
4/2/2020			0.00025 (J)		
9/15/2020	<0.001	<0.001	<0.001		
9/16/2020				<0.001	<0.001
3/16/2021	<0.001	<0.001		<0.001	<0.001
3/17/2021			0.00031 (J)		
8/18/2021	<0.001	<0.001	<0.001	<0.001	
8/19/2021					<0.001
2/23/2022	<0.001	<0.001	0.00017 (J)	<0.001	<0.001
8/2/2022			<0.001		
8/3/2022	<0.001	<0.001		<0.001	<0.001
2/7/2023	<0.001			<0.001	
2/8/2023		<0.001	<0.001		<0.001
8/2/2023	<0.001	<0.001	<0.001	<0.001	<0.001
2/7/2024	<0.001	<0.001	<0.001		<0.001
2/8/2024				<0.001	
8/14/2024	<0.001	<0.001	<0.001	<0.001	<0.001
2/4/2025		<0.001			<0.001
2/5/2025	<0.001		<0.001	<0.001	

ND substitution: RL or RL/2 if <15% NDs.

Time Series

Constituent: Lead (mg/L) Analysis Run 1/8/2026 2:06 PM

Plant McIntosh Client: Southern Company Data: McIntosh LF 4

	GWC-20	GWC-21	GWC-23	GWC-9
8/25/2004				0.0056 (O)
9/11/2004				<0.001
9/26/2004				<0.001
10/13/2004				<0.001
7/12/2005				<0.001
12/8/2005				<0.001
6/25/2006				<0.001
11/29/2006				<0.001
6/20/2007				<0.001
7/6/2007				<0.001
12/13/2007				<0.001
6/20/2008				<0.001
12/7/2008				<0.001
7/9/2009				<0.001
12/29/2009				<0.001
6/22/2010				<0.001
1/5/2011				<0.001
7/9/2011				<0.001
1/21/2012				<0.001
7/11/2012				<0.001
1/19/2013				<0.001
7/18/2013				<0.001
1/15/2014				<0.001
7/10/2014				<0.001
1/16/2015				<0.001
6/20/2015				<0.001
12/9/2015	<0.001	<0.001		
12/14/2015	<0.001	<0.001		
12/29/2015	<0.001	<0.001		
1/14/2016	<0.001	<0.001		<0.001
1/25/2016	<0.001	<0.001		
4/19/2016				<0.001
4/21/2016	<0.001	<0.001		
6/15/2016				<0.001
6/16/2016	<0.001	<0.001	<0.001	
8/10/2016	<0.001	<0.001	<0.001	<0.001
9/27/2016	<0.001	0.00079 (J)		<0.001
9/28/2016			<0.001	
11/15/2016	<0.001	<0.001		<0.001
11/16/2016			<0.001	
1/12/2017		<0.001		
1/13/2017	<0.001			<0.001
1/17/2017			<0.001	
3/1/2017	<0.001	<0.001		<0.001
3/2/2017			<0.001	
4/24/2017		<0.001		<0.001
4/25/2017	<0.001		<0.001	
7/13/2017			<0.001	
7/24/2017				<0.001
7/25/2017	<0.001	<0.001	<0.001	
1/11/2018		<0.001		
1/12/2018	<0.001		<0.001	<0.001

ND substitution: RL or RL/2 if <15% NDs.

Time Series

Constituent: Lead (mg/L) Analysis Run 1/8/2026 2:06 PM

Plant McIntosh Client: Southern Company Data: McIntosh LF 4

	GWC-20	GWC-21	GWC-23	GWC-9
7/11/2018	<0.001	<0.001		
7/12/2018			<0.001	<0.001
1/29/2019	0.00012 (J)			
1/30/2019		<0.001	0.00013 (J)	<0.001
3/27/2019	<0.001	<0.001	<0.001	<0.001
9/11/2019	0.00024 (J)	0.00021 (J)	0.00018 (J)	<0.001
4/1/2020	<0.001	<0.001	<0.001	<0.001
9/15/2020	<0.001	<0.001	<0.001	
9/16/2020				<0.001
3/16/2021	<0.001			
3/17/2021		<0.001	<0.001	<0.001
8/19/2021	<0.001	<0.001	<0.001	<0.001
2/22/2022	<0.001			
2/23/2022		<0.001	<0.001	<0.001
8/3/2022	<0.001			<0.001
8/4/2022		<0.001	0.00034 (J)	
2/8/2023	<0.001	<0.001	<0.001	<0.001
8/2/2023	<0.001			<0.001
8/3/2023		<0.001	<0.001	
2/7/2024	<0.001	<0.001	<0.001	<0.001
8/14/2024	<0.001	<0.001	<0.001	<0.001
2/5/2025	<0.001	<0.001	<0.001	<0.001

Time Series

Constituent: Nickel (mg/L) Analysis Run 1/8/2026 2:06 PM

Plant McIntosh Client: Southern Company Data: McIntosh LF 4

	GWA-2 (bg)	GWA-3 (bg)	GWA-4A (bg)	GWA-5 (bg)	GWA-13 (bg)
8/25/2004	<0.0025	<0.001	<0.001	<0.001	
9/11/2004	<0.0025	0.03 (O)	<0.001	<0.001	
9/26/2004	<0.0025	<0.001	<0.001	<0.001	
10/13/2004	<0.0025	<0.001	<0.001	<0.001	
7/11/2005	<0.0025	<0.001			
7/12/2005			<0.001	<0.001	
12/7/2005	<0.0025	<0.001			
12/8/2005			<0.001	<0.001	
6/23/2006	<0.0025	<0.001			
6/24/2006			<0.001	<0.001	
11/28/2006	<0.0025	<0.001	<0.001	<0.001	
6/19/2007	<0.0025	<0.001	<0.001	<0.001	
7/6/2007	<0.0025	<0.001		<0.001	
12/13/2007	<0.0025	<0.001	<0.001		
12/14/2007				<0.001	
6/20/2008	<0.0025	<0.001	<0.001	<0.001	
12/7/2008	<0.0025	<0.001	<0.001	<0.001	
7/9/2009	0.0043	<0.001	<0.001	<0.001	
12/28/2009	<0.0025	<0.001			
12/29/2009				0.003	
12/30/2009			0.0048		
6/22/2010	<0.0025	<0.001	<0.001	<0.001	<0.001
1/4/2011	<0.0025		<0.001	<0.001	
1/5/2011		0.025 (O)			
7/9/2011	<0.0025	<0.001		<0.001	
7/10/2011			<0.001		
1/20/2012		<0.001			
1/21/2012	<0.0025		0.0026	<0.001	
7/11/2012	<0.0025	<0.001	0.0072	0.0031	
1/19/2013		<0.001		<0.001	
1/20/2013	<0.0025		0.0025		
7/18/2013		<0.001		<0.001	
7/19/2013	<0.0025		<0.001		
1/15/2014	0.0016 (J)	<0.001		<0.001	
1/16/2014			0.0031		
7/10/2014			<0.001	<0.001	
7/11/2014	<0.0025	<0.001			
1/15/2015		<0.001		<0.001	
1/16/2015	<0.0025		0.0024 (J)		
6/19/2015		<0.001		<0.001	
6/20/2015	<0.0025		<0.001		
12/7/2015					<0.001
12/15/2015					<0.001
12/29/2015					<0.001
1/13/2016					<0.001
1/14/2016			<0.001	<0.001	
1/16/2016	<0.0025	<0.001			
1/25/2016					<0.001
6/14/2016	0.0006 (J)	<0.001	0.0013 (J)	0.00054 (J)	<0.001
1/10/2017	<0.0025	<0.001	<0.001		
1/11/2017				<0.001	
1/12/2017					<0.001

ND substitution: RL or RL/2 if <15% NDs.

Time Series

Constituent: Nickel (mg/L) Analysis Run 1/8/2026 2:06 PM

Plant McIntosh Client: Southern Company Data: McIntosh LF 4

	GWA-2 (bg)	GWA-3 (bg)	GWA-4A (bg)	GWA-5 (bg)	GWA-13 (bg)
7/17/2017	<0.0025				
7/18/2017		<0.001	<0.001	<0.001	<0.001
1/10/2018	0.0026	<0.001	<0.001	<0.001	<0.001
7/11/2018	<0.0025	<0.001	0.003	<0.001	<0.001
1/29/2019	0.00063 (J)	0.00034 (J)	0.0021 (J)	<0.001	0.00033 (J)
3/26/2019			0.0021 (J)	<0.001	<0.001
3/27/2019	<0.0025	<0.001			
9/10/2019			0.002	0.00043 (J)	0.0004 (J)
9/11/2019	0.00091 (J)	0.00045 (J)			
3/31/2020			0.0028	<0.001	<0.001
4/1/2020	0.00077 (J)	<0.001			
9/15/2020	0.00094 (J)	0.00038 (J)		0.00056 (J)	0.00037 (J)
9/16/2020			0.00096 (J)		
3/16/2021	0.00072 (J)	<0.001			<0.001
3/17/2021			0.00083 (J)	0.00041 (J)	
8/17/2021	0.00097 (J)	0.00047 (J)			
8/18/2021					<0.001
8/19/2021			0.00065 (J)	0.00043 (J)	
2/22/2022	0.00092 (J)	<0.001		<0.001	<0.001
2/23/2022			<0.001		
8/2/2022	0.00086 (J)	0.00054 (J)		<0.001	<0.001
8/3/2022			0.00078 (J)		
2/6/2023					<0.001
2/7/2023	0.00083 (J)	<0.001	<0.001	0.00046 (J)	
8/1/2023	0.001		0.00065 (J)	<0.001	0.00043 (J)
8/2/2023		0.00046 (J)			
2/6/2024	0.0011	<0.001	<0.001	<0.001	0.00084 (J)
8/13/2024		<0.001	0.00076 (J)	0.0022	0.00046 (J)
8/15/2024	0.001				
2/3/2025			0.00044 (J)		
2/4/2025	0.0011	<0.001		0.00065 (J)	<0.001

ND substitution: RL or RL/2 if <15% NDs.

Time Series

Constituent: Nickel (mg/L) Analysis Run 1/8/2026 2:06 PM

Plant McIntosh Client: Southern Company Data: McIntosh LF 4

	GWA-14 (bg)	GWA-15 (bg)	GWA-16 (bg)	GWC-17 (bg)	GWC-18 (bg)
1/20/2012				<0.0025	
1/21/2012					<0.001
12/7/2015	<0.001	<0.001	<0.001		
12/8/2015				0.0036	<0.001
12/14/2015			<0.001	0.0035	0.0019 (J)
12/15/2015	<0.001	<0.001			
12/28/2015		<0.001	<0.001	0.0032	0.0018 (J)
12/29/2015	<0.001				
1/13/2016	<0.001	<0.001	<0.001	0.0029	
1/14/2016					0.0017 (J)
1/25/2016	<0.001	<0.001	<0.001		
1/26/2016				0.0027	0.0019 (J)
6/14/2016	0.00052 (J)				
6/15/2016		<0.001	<0.001	0.0018 (J)	
6/16/2016					0.0014 (J)
1/11/2017	<0.001	<0.001	<0.001	0.002 (J)	<0.001
7/19/2017	<0.001	<0.001	<0.001	0.002 (J)	
7/25/2017					<0.001
1/11/2018	<0.001	<0.001	<0.001	0.0019 (J)	
1/12/2018					<0.001
7/11/2018	<0.001	<0.001	<0.001	<0.0025	<0.001
1/29/2019	0.0004 (J)	0.00046 (J)	0.0004 (J)	0.0016 (J)	
1/30/2019					0.0019 (J)
3/26/2019	<0.001	<0.001	<0.001		
3/27/2019				0.0018 (J)	<0.001
9/10/2019	0.00056 (J)		0.00036 (J)		
9/11/2019		0.00042 (J)		0.0018	0.0012
4/1/2020	0.00043 (J)	<0.001	<0.001	0.0016	0.00095
9/15/2020	0.00075 (J)	0.00047 (J)	0.00045 (J)	0.0016	0.00092 (J)
3/16/2021	0.00045 (J)		0.00043 (J)	0.0015	
3/17/2021		0.00047 (J)			0.0011
8/17/2021	0.00061 (J)		0.00052 (J)		
8/19/2021		<0.001		0.0017	0.0011
2/22/2022	<0.001	0.00061 (J)	<0.001	0.0017	
2/23/2022					0.001
8/2/2022	<0.001	<0.001	<0.001	0.0019	0.00086 (J)
2/7/2023	0.00061 (J)	<0.001	0.00054 (J)		0.0011
2/8/2023				0.0017	
8/1/2023		<0.001	0.00044 (J)		
8/2/2023	0.00057 (J)			0.0018	0.00075 (J)
2/6/2024	<0.001	<0.001	<0.001	0.0015	
2/7/2024					<0.001
8/13/2024	0.00061 (J)	0.00056 (J)	0.00058 (J)	0.002	
8/14/2024					0.00073 (J)
2/4/2025	0.00052 (J)	0.0005 (J)	0.00052 (J)	0.0019	
2/5/2025					0.0008 (J)

ND substitution: RL or RL/2 if <15% NDs.

Time Series

Constituent: Nickel (mg/L) Analysis Run 1/8/2026 2:06 PM

Plant McIntosh Client: Southern Company Data: McIntosh LF 4

	GWC-1	GWC-10	GWC-11	GWC-12	GWC-19
8/25/2004	<0.0025	<0.001	<0.001	<0.0025	
9/11/2004	<0.0025	<0.001	<0.001	<0.0025	
9/26/2004	<0.0025	<0.001	<0.001	<0.0025	
10/13/2004		<0.001	<0.001	<0.0025	
7/11/2005	<0.0025			<0.0025	
7/12/2005		<0.001	<0.001		
12/7/2005	<0.0025	<0.001	<0.001	<0.0025	
6/24/2006	<0.0025	<0.001		<0.0025	
6/25/2006			<0.001		
11/28/2006			<0.001	<0.0025	
11/29/2006	<0.0025	<0.001			
6/20/2007	<0.0025	<0.001		<0.0025	
6/21/2007			<0.001		
7/6/2007	<0.0025	<0.001	<0.001	<0.0025	
12/13/2007	<0.0025	<0.001		<0.0025	
12/14/2007			<0.001		
6/20/2008	<0.0025	<0.001	<0.001	<0.0025	
12/7/2008	<0.0025	<0.001	<0.001	<0.0025	
7/9/2009	<0.0025				
7/10/2009		<0.001	<0.001	<0.0025	
12/28/2009	<0.0025			<0.0025	
12/29/2009		<0.001	<0.001		
6/22/2010	<0.0025	<0.001	<0.001	<0.0025	
1/4/2011	<0.0025	<0.001		<0.0025	
1/5/2011			<0.001		
7/9/2011	<0.0025		<0.001	<0.0025	
7/10/2011		<0.001			
1/20/2012				<0.0025	
1/21/2012	<0.0025	<0.001	<0.001		
7/11/2012	<0.0025	<0.001	0.0049	0.0057	
1/19/2013			<0.001	<0.0025	
1/20/2013	<0.0025	<0.001			
7/18/2013				<0.0025	
7/19/2013	<0.0025	<0.001	<0.001		
1/15/2014	0.0013 (J)		0.0025	0.0043	
1/16/2014		<0.001			
7/10/2014		<0.001			
7/11/2014	0.0013 (J)		0.0029	0.0026	
1/15/2015				<0.0025	
1/16/2015	<0.0025	<0.001	0.0014 (J)		
6/19/2015				<0.0025	
6/20/2015	0.0016 (J)	0.0013 (J)	<0.001		
12/8/2015					0.0022 (J)
12/15/2015					0.0019 (J)
12/28/2015					0.0017 (J)
1/14/2016			<0.001		0.0029
1/16/2016	<0.0025	<0.001		<0.0025	
1/26/2016					0.0014 (J)
6/15/2016	0.00088 (J)		0.00085 (J)	0.00068 (J)	
6/16/2016		<0.001			0.0013 (J)
1/12/2017	<0.0025	<0.001	<0.001	<0.0025	
1/16/2017					0.0018 (J)

ND substitution: RL or RL/2 if <15% NDs.

Time Series

Constituent: Nickel (mg/L) Analysis Run 1/8/2026 2:06 PM

Plant McIntosh Client: Southern Company Data: McIntosh LF 4

	GWC-1	GWC-10	GWC-11	GWC-12	GWC-19
7/19/2017	<0.0025				
7/20/2017				<0.0025	
7/24/2017		<0.001	<0.001		
7/25/2017					0.002 (J)
1/11/2018	<0.0025	<0.001	<0.001	<0.0025	
1/12/2018					0.002 (J)
7/11/2018					0.0018 (J)
7/12/2018	<0.0025	<0.001	<0.001	<0.0025	
1/29/2019					0.0017 (J)
1/30/2019	0.0013 (J)	<0.001	0.00033 (J)	0.0011 (J)	
3/27/2019	<0.0025	<0.001	<0.001	<0.0025	<0.0025
9/11/2019	0.0013	<0.001	0.00042 (J)	0.001	0.0018
4/1/2020	0.00099 (J)	<0.001		0.0008 (J)	0.0014
4/2/2020			0.0009 (J)		
9/15/2020	0.0012	0.0013	0.00063 (J)		
9/16/2020				0.00088 (J)	0.0012
3/16/2021	0.0012	0.00043 (J)		0.00093 (J)	0.0012
3/17/2021			0.00077 (J)		
8/18/2021	0.0014	<0.001	0.00034 (J)	0.00097 (J)	
8/19/2021					0.0012
2/23/2022	0.0012	<0.001	<0.001	0.0011	0.0011
8/2/2022			<0.001		
8/3/2022	0.0013	<0.001		0.0064	0.0051
2/7/2023	0.0012			0.00082 (J)	
2/8/2023		<0.001	<0.001		0.0012
8/2/2023	0.0014	0.0011	<0.001	0.00091 (J)	0.0012
2/7/2024	0.0016	<0.001	<0.001		0.0008 (J)
2/8/2024				0.0014	
8/14/2024	0.0013	<0.001	<0.001	0.00095 (J)	0.0012
2/4/2025		<0.001			0.001
2/5/2025	0.00098 (J)		0.00043 (J)	0.00087 (J)	

ND substitution: RL or RL/2 if <15% NDs.

Time Series

Constituent: Nickel (mg/L) Analysis Run 1/8/2026 2:06 PM

Plant McIntosh Client: Southern Company Data: McIntosh LF 4

	GWC-20	GWC-21	GWC-23	GWC-9
8/25/2004				<0.001
9/11/2004				<0.001
9/26/2004				<0.001
10/13/2004				<0.001
7/12/2005				<0.001
12/8/2005				<0.001
6/25/2006				<0.001
11/29/2006				<0.001
6/20/2007				<0.001
7/6/2007				<0.001
12/13/2007				<0.001
6/20/2008				0.003
12/7/2008				<0.001
7/9/2009				<0.001
12/29/2009				<0.001
6/22/2010				<0.001
1/5/2011				<0.001
7/9/2011				<0.001
1/21/2012				<0.001
7/11/2012				0.0033
1/19/2013				0.0026
7/18/2013				<0.001
1/15/2014				<0.001
7/10/2014				<0.001
1/16/2015				<0.001
6/20/2015				<0.001
12/9/2015	0.0042	<0.001		
12/14/2015	0.0067	<0.001		
12/29/2015	0.0067	<0.001		
1/14/2016	0.0039	<0.001		<0.001
1/25/2016	0.0049	<0.001		
6/15/2016				<0.001
6/16/2016	0.003 (J)	0.0012 (J)	0.0009 (J)	
1/12/2017		<0.001		
1/13/2017	<0.001			<0.001
1/17/2017			<0.0025	
7/24/2017				<0.001
7/25/2017	<0.001	<0.001	0.002 (J)	
1/11/2018		<0.001		
1/12/2018	<0.001		0.0023 (J)	<0.001
7/11/2018	<0.001	<0.001		
7/12/2018			0.0026	<0.001
1/29/2019	0.00093 (J)			
1/30/2019		0.00071 (J)	0.0019 (J)	0.00063 (J)
3/27/2019	<0.001	<0.001	0.0018 (J)	<0.001
9/11/2019	0.0014	0.00097 (J)	0.0023	0.00065 (J)
4/1/2020	0.001	0.00067 (J)	0.0013	<0.001
9/15/2020	0.0011	0.0007 (J)	0.0013	
9/16/2020				0.00075 (J)
3/16/2021	0.00093 (J)			
3/17/2021		0.00068 (J)	0.0014	0.0006 (J)
8/19/2021	0.00092 (J)	0.00067 (J)	0.0013	0.00038 (J)

ND substitution: RL or RL/2 if <15% NDs.

Time Series

Constituent: Nickel (mg/L) Analysis Run 1/8/2026 2:06 PM

Plant McIntosh Client: Southern Company Data: McIntosh LF 4

	GWC-20	GWC-21	GWC-23	GWC-9
2/22/2022	0.00092 (J)			
2/23/2022		0.00071 (J)	0.0013	0.00076 (J)
8/3/2022	0.001			0.0015
8/4/2022		0.00065 (J)	0.0016	
2/8/2023	0.00083 (J)	0.00064 (J)	0.0013	0.00084 (J)
8/2/2023	0.0018			0.00077 (J)
8/3/2023		0.00074 (J)	0.0013	
2/7/2024	<0.001	<0.001	0.00065 (J)	<0.001
8/14/2024	0.00091 (J)	0.00065 (J)	0.0013	0.00089 (J)
2/5/2025	0.00081 (J)	0.00065 (J)	0.0011	0.00078 (J)

ND substitution: RL or RL/2 if <15% NDs.

Time Series

Constituent: pH, Field (SU) Analysis Run 1/8/2026 2:06 PM

Plant McIntosh Client: Southern Company Data: McIntosh LF 4

	GWA-2 (bg)	GWA-3 (bg)	GWA-4A (bg)	GWA-5 (bg)	GWA-13 (bg)
6/19/2015		5.23		5.95	
6/20/2015	4.69		4.92		
12/15/2015					5.13
4/19/2016	4.99	4.92			
4/20/2016			4.9	5.85	5.16
6/14/2016	4.98	4.89	4.9	5.53	5.35
8/9/2016	4.72	4.92		5.44	4.89
8/11/2016			5.37		
9/26/2016	4.74				
9/27/2016		5.25	5.89	5.59	5.02
11/14/2016		4.96	5.94		
11/15/2016	4.8			5.58	5.04
1/10/2017	4.59	4.21	5.44		
1/11/2017				5.56	
1/12/2017					5.19
2/28/2017	4.91	4.95	5.49	5.53	4.86
4/19/2017	4.98	5.12			
4/20/2017			5.51	5.63	5.01
7/17/2017	4.61				
7/18/2017		4.89	5.26	5.51	4.88
10/10/2017	4.93		5.28		
10/11/2017		4.96			4.93
1/10/2018	4.78	4.93	5.05	5.59	4.9
7/11/2018	4.75	4.87	4.53	5.49	4.99
1/29/2019	4.91	4.98	4.66	5.39	4.82
3/26/2019			4.72	5.45	5.07
3/27/2019	4.69	4.8			
9/10/2019			4.72	5.71	5
9/11/2019	4.77	5.03			
3/31/2020			5.06	5.45	5.1
4/1/2020	4.77	4.92			
9/15/2020	4.52	4.72		5.27	5.07
9/16/2020			4.87		
3/16/2021	4.76	4.91			4.47
3/17/2021			4.9	4.8	
8/17/2021	4.62	4.82			
8/18/2021					4.93
8/19/2021			4.86	5.23	
2/22/2022	4.69	4.9		5.34	4.91
2/23/2022			4.8		
8/2/2022	4.57	4.75		5.23	4.86
8/3/2022			4.79		
2/6/2023					4.75
2/7/2023	4.73	4.91	4.84	5.17	
8/1/2023	4.37		4.53	4.89	4.53
8/2/2023		4.71			
2/6/2024	4.68	5.02	4.83	5.33	4.84
8/13/2024		5	5.05	5.07	4.55
8/15/2024	4.62				
2/3/2025			4.97		
2/4/2025	4.81	5.07		5.15	4.87

Time Series

Constituent: pH, Field (SU) Analysis Run 1/8/2026 2:06 PM

Plant McIntosh Client: Southern Company Data: McIntosh LF 4

	GWA-14 (bg)	GWA-15 (bg)	GWA-16 (bg)	GWC-17 (bg)	GWC-18 (bg)
12/14/2015			5.26	5.19	7.1
12/15/2015	5.24	5.2			
4/19/2016					6.87
4/20/2016	5.41		5.16	5.26	
4/21/2016		5.18			
6/14/2016	5.74				
6/15/2016		5.47	5.04	5.12	
6/16/2016					6.84
8/9/2016	5.41	5.01	5.07	5.09	
8/11/2016					6.42
9/27/2016	5.42	5.22	5.11	5.32	
9/28/2016					6.57
11/15/2016	5.33	5.07	5.11	5.25	
11/16/2016					6.51
1/11/2017	5.32	5	5.07	5.23	6.43
2/28/2017	5.32	5.1			
3/1/2017			5.14	5.25	6.48
4/20/2017	5.31	5.12	5.05	5.36	
4/25/2017					6.58
7/19/2017	5.19	4.84	4.95	5.12	
7/25/2017					6.37
10/11/2017	5.27	4.95	5.17	5.23	
10/12/2017					6.53
12/13/2017					6.37
1/11/2018	5.15	5.01	4.97	5.28	
1/12/2018					6.47
7/11/2018	5.25	5.01	5.07	5.23	6.18
1/29/2019	5.25	5.18	4.83	5.35	
1/30/2019					5.93
3/26/2019	5.29	5.04	4.95		
3/27/2019				5.25	6.11
9/10/2019	5.18		5.12		
9/11/2019		5.28		5.16	6.3
4/1/2020	5.26	5.35	4.95	5.3	6.15
9/15/2020	5.83	4.92	5.02	5.29	6.13
3/16/2021	4.76		4.68	4.83	
3/17/2021		5.41			5.99
8/17/2021	5.12		4.95		
8/19/2021		4.92		5.29	6.17
2/22/2022	5.2	5.15	4.98	5.29	
2/23/2022					6.2
8/2/2022	5.05	4.9	4.93	5.18	6.41
2/7/2023	5.03	5.19	4.88		6.47
2/8/2023				5.31	
8/1/2023		4.58	4.47		
8/2/2023	4.82			4.99	6.28
2/6/2024	5.23	5.35	5	5.19	
2/7/2024					6.31
8/13/2024	4.97	4.73	4.9	5.02	
8/14/2024					6.75
2/4/2025	5.26	5.5	4.99	5.26	
2/5/2025					6.74

Time Series

Constituent: pH, Field (SU) Analysis Run 1/8/2026 2:06 PM

Plant McIntosh Client: Southern Company Data: McIntosh LF 4

	GWC-1	GWC-10	GWC-11	GWC-12	GWC-19
6/19/2015				5.05	
6/20/2015	4.87	6.28	6.13		
12/15/2015					5.98
4/19/2016					5.98
4/20/2016	5.43		6.28	5.17	
4/21/2016		6.21			
6/15/2016	5.28		6.55	5.12	
6/16/2016		6.27			5.85
8/10/2016	5.15	6.12	6.22	5.12	5.79
9/27/2016	5.19	6.29	6.33	5.19	
9/28/2016					5.9
11/15/2016	5.2	6.12	6.28	5.14	5.66
1/12/2017	5.27	6.23	6.26	5.13	
1/16/2017					5.65
3/1/2017	5.31	6.15	6.41	5.05	5.62
4/20/2017	5.29			5.15	
4/24/2017		6.8	6.26		
4/25/2017					5.59
7/20/2017				5.04	
7/24/2017		6.19	6.27		
7/25/2017					5.55
10/11/2017	5.25		6.35		
10/12/2017		6.11		5.03	5.68
12/12/2017		7.28			5.54
12/13/2017			6.84		
1/11/2018	5.02	6.32	6.15	5.13	
7/11/2018					5.6
7/12/2018	5.04	6.7	6.63	5.09	
1/29/2019					5.58
1/30/2019	5.21	6.2	6.09	5.01	
3/27/2019	5.15	6.54	6.32	4.93	5.59
9/11/2019	4.8	6.63	6.37	5.04	5.58
4/1/2020	5	6.52		5.05	5.67
4/2/2020			6.38		
9/15/2020	4.76	6.66	6.62		
9/16/2020				4.91	5.43
3/16/2021	4.89	6.48		4.97	5.45
3/17/2021			6.58		
8/18/2021	4.89	6.32	6.54	5.01	
8/19/2021					5.69
2/23/2022	4.92	6.46	6.28	5.1	5.63
8/2/2022			6.4		
8/3/2022	4.83	6.34		4.98	5.62
2/7/2023	5.07			5.07	
2/8/2023		6.31	6.24		5.59
8/2/2023	4.73	6.28	6.32	4.79	5.42
2/7/2024	4.96	6.46	6.04		5.6
2/8/2024				5.13	
8/14/2024	4.79	6.31	6.34	4.91	5.65
2/4/2025		6.68			5.72
2/5/2025	5.14		6.39	5.71	

Time Series

Constituent: pH, Field (SU) Analysis Run 1/8/2026 2:06 PM

Plant McIntosh Client: Southern Company Data: McIntosh LF 4

	GWC-20	GWC-21	GWC-23	GWC-9
6/20/2015				4.7
12/14/2015	5.24	5.84		
4/19/2016				4.98
4/21/2016	4.88	5.43		
6/15/2016				5.2
6/16/2016	4.85	5.23	6.74	
8/10/2016	4.84	5.11	6.34	4.78
9/27/2016	5.32	5.06		4.91
9/28/2016			6.29	
11/15/2016	4.97	5.01		4.81
11/16/2016			6.18	
1/12/2017		4.99		
1/13/2017	4.97			5.28
1/17/2017			5.68	
3/1/2017		5		4.81
3/2/2017			5.75	
4/24/2017		5.8		4.99
4/25/2017	4.91		5.65	
7/13/2017			5.65	
7/24/2017				4.82
7/25/2017	4.89	4.92	5.24	
10/12/2017		4.89	5.37	4.85
10/17/2017	4.97			
12/12/2017				5.17
1/11/2018		4.98		
1/12/2018	4.97		5.35	4.83
7/11/2018	4.89	4.96		
7/12/2018			5.21	4.8
1/29/2019	4.94			
1/30/2019	4.94	4.65	5.14	4.88
3/27/2019	4.94	4.96	5.3	4.75
9/11/2019	4.96	4.99	5.24	4.8
4/1/2020	5.03	5.04	5.23	4.93
6/30/2020				4.52
9/15/2020	4.96	4.86	5.18	
9/16/2020				4.74
3/16/2021	4.78			
3/17/2021		4.8	4.97	4.69
8/19/2021	4.91	4.81	5.16	4.89
2/22/2022	5.02			
2/23/2022		4.87	5.11	5.07
8/3/2022	4.98			5.29
8/4/2022		4.83	5.12	
2/8/2023	4.84	4.85	5.08	5.31
8/2/2023	4.72			5.16
8/3/2023		4.61	5.13	
2/7/2024	4.99	4.77	5.22	5.43
8/14/2024	4.75	4.64	4.87	5.15
2/5/2025	5.02	4.86	5.24	5.38

Time Series

Constituent: Selenium (mg/L) Analysis Run 1/8/2026 2:06 PM

Plant McIntosh Client: Southern Company Data: McIntosh LF 4

	GWA-2 (bg)	GWA-3 (bg)	GWA-4A (bg)	GWA-5 (bg)	GWA-13 (bg)
8/25/2004	<0.005	<0.005	<0.005	<0.005	
9/11/2004	<0.005	<0.005	<0.005	<0.005	
9/26/2004	<0.005	<0.005	<0.005	<0.005	
10/13/2004	<0.005	<0.005	<0.005	<0.005	
7/11/2005	<0.005	<0.005			
7/12/2005			<0.005	<0.005	
12/7/2005	<0.005	<0.005			
12/8/2005			<0.005	<0.005	
6/23/2006	<0.005	<0.005			
6/24/2006			<0.005	<0.005	
11/28/2006	<0.005	<0.005	<0.005	<0.005	
6/19/2007	<0.005	<0.005	<0.005	<0.005	
7/6/2007	<0.005	<0.005		<0.005	
12/13/2007	<0.005	<0.005	<0.005		
12/14/2007				<0.005	
6/20/2008	<0.005	<0.005	<0.005	<0.005	
12/7/2008	<0.005	<0.005	<0.005	<0.005	
7/9/2009	<0.005	<0.005	<0.005	<0.005	
12/28/2009	<0.005	<0.005			
12/29/2009				<0.005	
12/30/2009			<0.005		
6/22/2010	<0.005	<0.005	<0.005	<0.005	<0.005
1/4/2011	<0.005		<0.005	<0.005	
1/5/2011		<0.005			
7/9/2011	<0.005	<0.005		<0.005	
7/10/2011			<0.005		
1/20/2012		<0.005			
1/21/2012	<0.005		<0.005	<0.005	
7/11/2012	<0.005	<0.005	<0.005	<0.005	
1/19/2013		<0.005		<0.005	
1/20/2013	<0.005		<0.005		
7/18/2013		<0.005		<0.005	
7/19/2013	<0.005		<0.005		
1/15/2014	<0.005	<0.005		<0.005	
1/16/2014			<0.005		
7/10/2014			<0.005	<0.005	
7/11/2014	<0.005	<0.005			
1/15/2015		<0.005		<0.005	
1/16/2015	<0.005		<0.005		
6/19/2015		<0.005		<0.005	
6/20/2015	<0.005		<0.005		
12/7/2015					<0.005
12/15/2015					<0.005
12/29/2015					<0.005
1/13/2016					<0.005
1/14/2016			<0.005	<0.005	
1/16/2016	<0.005	<0.005			
1/25/2016					<0.005
4/19/2016	<0.005	<0.005			
4/20/2016			<0.005	<0.005	<0.005
6/14/2016	<0.005	<0.005	<0.005	<0.005	<0.005
8/9/2016	<0.005	<0.005		<0.005	<0.005

ND substitution: RL or RL/2 if <15% NDs.

Time Series

Constituent: Selenium (mg/L) Analysis Run 1/8/2026 2:06 PM

Plant McIntosh Client: Southern Company Data: McIntosh LF 4

	GWA-2 (bg)	GWA-3 (bg)	GWA-4A (bg)	GWA-5 (bg)	GWA-13 (bg)
8/11/2016			<0.005		
9/26/2016	<0.005				
9/27/2016		0.00045 (J)	<0.005	<0.005	<0.005
11/14/2016		<0.005	<0.005		
11/15/2016	<0.005			<0.005	<0.005
1/10/2017	<0.005	<0.005	<0.005		
1/11/2017				<0.005	
1/12/2017					<0.005
2/28/2017	<0.005	0.0027	0.0024	<0.005	<0.005
4/19/2017	0.00065 (J)	0.002			
4/20/2017			<0.005	<0.005	<0.005
7/17/2017	0.00047 (J)				
7/18/2017		0.0017	0.00026 (J)	<0.005	<0.005
1/10/2018	0.00052 (J)	0.00079 (J)	0.00069 (J)	<0.005	0.00025 (J)
7/11/2018	<0.005	<0.005	<0.005	<0.005	<0.005
1/29/2019	<0.005	<0.005	<0.005	<0.005	<0.005
3/26/2019			<0.005	<0.005	<0.005
3/27/2019	<0.005	<0.005			
9/10/2019			<0.005	<0.005	<0.005
9/11/2019	<0.005	<0.005			
3/31/2020			<0.005	<0.005	<0.005
4/1/2020	<0.005	<0.005			
9/15/2020	<0.005	<0.005		<0.005	<0.005
9/16/2020			<0.005		
3/16/2021	<0.005	<0.005			<0.005
3/17/2021			<0.005	<0.005	
8/17/2021	<0.005	<0.005			
8/18/2021					<0.005
8/19/2021			<0.005	<0.005	
2/22/2022	<0.005	<0.005		<0.005	<0.005
2/23/2022			<0.005		
8/2/2022	<0.005	<0.005		<0.005	<0.005
8/3/2022			<0.005		
2/6/2023					<0.005
2/7/2023	<0.005	<0.005	<0.005	<0.005	
8/1/2023	<0.005		<0.005	<0.005	<0.005
8/2/2023		<0.005			
2/6/2024	<0.005	<0.005	<0.005	<0.005	<0.005
8/13/2024		<0.005	<0.005	<0.005	<0.005
8/15/2024	<0.005				
2/3/2025			<0.005		
2/4/2025	<0.005	<0.005		<0.005	<0.005

ND substitution: RL or RL/2 if <15% NDs.

Time Series

Constituent: Selenium (mg/L) Analysis Run 1/8/2026 2:06 PM

Plant McIntosh Client: Southern Company Data: McIntosh LF 4

	GWA-14 (bg)	GWA-15 (bg)	GWA-16 (bg)	GWC-17 (bg)	GWC-18 (bg)
1/20/2012				<0.005	
1/21/2012					<0.005
12/7/2015	<0.005	<0.005	<0.005		
12/8/2015				<0.005	<0.005
12/14/2015			<0.005	<0.005	<0.005
12/15/2015	<0.005	<0.005			
12/28/2015		<0.005	<0.005	<0.005	<0.005
12/29/2015	<0.005				
1/13/2016	<0.005	<0.005	<0.005	<0.005	
1/14/2016					<0.005
1/25/2016	<0.005	<0.005	<0.005		
1/26/2016				<0.005	<0.005
4/19/2016					<0.005
4/20/2016	<0.005		<0.005	<0.005	
4/21/2016		<0.005			
6/14/2016	<0.005				
6/15/2016		<0.005	<0.005	<0.005	
6/16/2016					<0.005
8/9/2016	<0.005	<0.005	<0.005	<0.005	
8/11/2016					<0.005
9/27/2016	<0.005	<0.005	<0.005	<0.005	
9/28/2016					<0.005
11/15/2016	<0.005	<0.005	<0.005	<0.005	
11/16/2016					<0.005
1/11/2017	<0.005	<0.005	<0.005	<0.005	<0.005
2/28/2017	<0.005	<0.005			
3/1/2017			<0.005	<0.005	<0.005
4/20/2017	<0.005	<0.005	<0.005	<0.005	
4/25/2017					<0.005
7/19/2017	<0.005	0.00071 (J)	0.00025 (J)	<0.005	
7/25/2017					<0.005
1/11/2018	<0.005	<0.005	<0.005	<0.005	
1/12/2018					<0.005
7/11/2018	<0.005	<0.005	<0.005	<0.005	0.00044 (J)
1/29/2019	<0.005	<0.005	<0.005	<0.005	
1/30/2019					<0.005
3/26/2019	<0.005	<0.005	<0.005		
3/27/2019				<0.005	<0.005
9/10/2019	<0.005		<0.005		
9/11/2019		<0.005		<0.005	<0.005
4/1/2020	<0.005	<0.005	<0.005	<0.005	<0.005
9/15/2020	<0.005	<0.005	<0.005	<0.005	<0.005
3/16/2021	<0.005		<0.005	<0.005	
3/17/2021		<0.005			<0.005
8/17/2021	<0.005		<0.005		
8/19/2021		<0.005		<0.005	<0.005
2/22/2022	<0.005	<0.005	<0.005	<0.005	
2/23/2022					<0.005
8/2/2022	<0.005	<0.005	<0.005	<0.005	<0.005
2/7/2023	<0.005	<0.005	<0.005		<0.005
2/8/2023				<0.005	
8/1/2023		<0.005	<0.005		

ND substitution: RL or RL/2 if <15% NDs.

Time Series

Constituent: Selenium (mg/L) Analysis Run 1/8/2026 2:06 PM

Plant McIntosh Client: Southern Company Data: McIntosh LF 4

	GWA-14 (bg)	GWA-15 (bg)	GWA-16 (bg)	GWC-17 (bg)	GWC-18 (bg)
8/2/2023	<0.005			<0.005	<0.005
2/6/2024	<0.005	<0.005	<0.005	<0.005	
2/7/2024					<0.005
8/13/2024	<0.005	<0.005	<0.005	<0.005	
8/14/2024					<0.005
2/4/2025	<0.005	<0.005	<0.005	<0.005	
2/5/2025					<0.005

ND substitution: RL or RL/2 if <15% NDs.

Time Series

Constituent: Selenium (mg/L) Analysis Run 1/8/2026 2:06 PM

Plant McIntosh Client: Southern Company Data: McIntosh LF 4

	GWC-1	GWC-10	GWC-11	GWC-12	GWC-19
8/25/2004	<0.005	<0.005	<0.005	<0.005	
9/11/2004	<0.005	<0.005	<0.005	<0.005	
9/26/2004	<0.005	<0.005	<0.005	<0.005	
10/13/2004		<0.005	<0.005	<0.005	
7/11/2005	<0.005			<0.005	
7/12/2005		<0.005	<0.005		
12/7/2005	<0.005	<0.005	<0.005	<0.005	
6/24/2006	<0.005	<0.005		<0.005	
6/25/2006			<0.005		
11/28/2006			<0.005	<0.005	
11/29/2006	<0.005	<0.005			
6/20/2007	<0.005	<0.005		<0.005	
6/21/2007			<0.005		
7/6/2007	<0.005	<0.005	<0.005	<0.005	
12/13/2007	<0.005	<0.005		<0.005	
12/14/2007			<0.005		
6/20/2008	<0.005	<0.005	<0.005	<0.005	
12/7/2008	<0.005	<0.005	<0.005	<0.005	
7/9/2009	<0.005				
7/10/2009		<0.005	<0.005	<0.005	
12/28/2009	<0.005			<0.005	
12/29/2009		<0.005	<0.005		
6/22/2010	<0.005	<0.005	<0.005	<0.005	
1/4/2011	<0.005	<0.005		<0.005	
1/5/2011			<0.005		
7/9/2011	<0.005		<0.005	<0.005	
7/10/2011		<0.005			
1/20/2012				<0.005	
1/21/2012	<0.005	<0.005	<0.005		
7/11/2012	<0.005	<0.005	<0.005	<0.005	
1/19/2013			<0.005	<0.005	
1/20/2013	<0.005	<0.005			
7/18/2013				<0.005	
7/19/2013	<0.005	<0.005	<0.005		
1/15/2014	<0.005		<0.005	<0.005	
1/16/2014		<0.005			
7/10/2014		<0.005			
7/11/2014	<0.005		<0.005	<0.005	
1/15/2015				<0.005	
1/16/2015	<0.005	<0.005	<0.005		
6/19/2015				<0.005	
6/20/2015	<0.005	<0.005	<0.005		
12/8/2015					<0.005
12/15/2015					<0.005
12/28/2015					<0.005
1/14/2016			<0.005		<0.005
1/16/2016	<0.005	<0.005		<0.005	
1/26/2016					<0.005
4/19/2016					<0.005
4/20/2016	<0.005		<0.005	<0.005	
4/21/2016		<0.005			
6/15/2016	<0.005		0.00052 (J)	<0.005	

ND substitution: RL or RL/2 if <15% NDs.

Time Series

Constituent: Selenium (mg/L) Analysis Run 1/8/2026 2:06 PM

Plant McIntosh Client: Southern Company Data: McIntosh LF 4

	GWC-1	GWC-10	GWC-11	GWC-12	GWC-19
6/16/2016		<0.005			<0.005
8/10/2016	<0.005	0.00026 (J)	0.00053 (J)	<0.005	<0.005
9/27/2016	<0.005	0.00024 (J)	0.00047 (J)	<0.005	
9/28/2016					<0.005
11/15/2016	<0.005	<0.005	<0.005	<0.005	<0.005
1/12/2017	0.00035 (J)	<0.005	0.00025 (J)	<0.005	
1/16/2017					<0.005
3/1/2017	<0.005	<0.005	<0.005	<0.005	<0.005
4/20/2017	<0.005			<0.005	
4/24/2017		<0.005	<0.005		
4/25/2017					0.00052 (J)
7/19/2017	0.00026 (J)				
7/20/2017				<0.005	
7/24/2017		<0.005	0.00032 (J)		
7/25/2017					<0.005
1/11/2018	<0.005	<0.005	<0.005	<0.005	
1/12/2018					<0.005
7/11/2018					<0.005
7/12/2018	<0.005	<0.005	0.00025 (J)	<0.005	
1/29/2019					<0.005
1/30/2019	<0.005	<0.005	<0.005	<0.005	
3/27/2019	<0.005	<0.005	<0.005	<0.005	<0.005
9/11/2019	<0.005	<0.005	<0.005	<0.005	<0.005
4/1/2020	<0.005	<0.005		<0.005	<0.005
4/2/2020			<0.005		
9/15/2020	<0.005	<0.005	<0.005		
9/16/2020				<0.005	<0.005
3/16/2021	<0.005	<0.005		<0.005	<0.005
3/17/2021			<0.005		
8/18/2021	<0.005	<0.005	<0.005	<0.005	
8/19/2021					<0.005
2/23/2022	<0.005	<0.005	<0.005	<0.005	<0.005
8/2/2022			<0.005		
8/3/2022	<0.005	<0.005		<0.005	<0.005
2/7/2023	<0.005			<0.005	
2/8/2023		<0.005	<0.005		<0.005
8/2/2023	<0.005	<0.005	<0.005	<0.005	<0.005
2/7/2024	<0.005	<0.005	<0.005		<0.005
2/8/2024				<0.005	
8/14/2024	<0.005	<0.005	<0.005	<0.005	<0.005
2/4/2025		<0.005			<0.005
2/5/2025	<0.005		<0.005	<0.005	

Time Series

Constituent: Selenium (mg/L) Analysis Run 1/8/2026 2:06 PM

Plant McIntosh Client: Southern Company Data: McIntosh LF 4

	GWC-20	GWC-21	GWC-23	GWC-9
8/25/2004				<0.005
9/11/2004				<0.005
9/26/2004				<0.005
10/13/2004				<0.005
7/12/2005				0.0058
12/8/2005				<0.005
6/25/2006				<0.005
11/29/2006				<0.005
6/20/2007				<0.005
7/6/2007				<0.005
12/13/2007				<0.005
6/20/2008				<0.005
12/7/2008				<0.005
7/9/2009				<0.005
12/29/2009				<0.005
6/22/2010				<0.005
1/5/2011				<0.005
7/9/2011				<0.005
1/21/2012				<0.005
7/11/2012				<0.005
1/19/2013				<0.005
7/18/2013				<0.005
1/15/2014				<0.005
7/10/2014				<0.005
1/16/2015				<0.005
6/20/2015				<0.005
12/9/2015	<0.005	<0.005		
12/14/2015	<0.005	<0.005		
12/29/2015	<0.005	<0.005		
1/14/2016	<0.005	<0.005		<0.005
1/25/2016	<0.005	<0.005		
4/19/2016				<0.005
4/21/2016	<0.005	<0.005		
6/15/2016				<0.005
6/16/2016	<0.005	<0.005	<0.005	
8/10/2016	<0.005	<0.005	<0.005	<0.005
9/27/2016	<0.005	0.00043 (J)		<0.005
9/28/2016			<0.005	
11/15/2016	<0.005	<0.005		<0.005
11/16/2016			<0.005	
1/12/2017		<0.005		
1/13/2017	<0.005			<0.005
1/17/2017			<0.005	
3/1/2017	<0.005	<0.005		<0.005
3/2/2017			<0.005	
4/24/2017		<0.005		<0.005
4/25/2017	0.0021		<0.005	
7/13/2017			<0.005	
7/24/2017				<0.005
7/25/2017	<0.005	<0.005	<0.005	
1/11/2018		<0.005		
1/12/2018	<0.005		<0.005	<0.005

ND substitution: RL or RL/2 if <15% NDs.

Time Series

Constituent: Selenium (mg/L) Analysis Run 1/8/2026 2:06 PM

Plant McIntosh Client: Southern Company Data: McIntosh LF 4

	GWC-20	GWC-21	GWC-23	GWC-9
7/11/2018	<0.005	<0.005		
7/12/2018			<0.005	<0.005
1/29/2019	<0.005			
1/30/2019		<0.005	<0.005	<0.005
3/27/2019	<0.005	<0.005	<0.005	<0.005
9/11/2019	<0.005	<0.005	<0.005	<0.005
4/1/2020	<0.005	<0.005	<0.005	<0.005
9/15/2020	<0.005	<0.005	<0.005	
9/16/2020				<0.005
3/16/2021	<0.005			
3/17/2021		<0.005	<0.005	<0.005
8/19/2021	<0.005	<0.005	<0.005	<0.005
2/22/2022	<0.005			
2/23/2022		<0.005	<0.005	<0.005
8/3/2022	<0.005			<0.005
8/4/2022		<0.005	<0.005	
2/8/2023	<0.005	<0.005	<0.005	<0.005
8/2/2023	<0.005			<0.005
8/3/2023		<0.005	<0.005	
2/7/2024	<0.005	<0.005	<0.005	<0.005
8/14/2024	<0.005	<0.005	<0.005	<0.005
2/5/2025	<0.005	<0.005	<0.005	<0.005

ND substitution: RL or RL/2 if <15% NDs.

Time Series

Constituent: Silver (mg/L) Analysis Run 1/8/2026 2:06 PM

Plant McIntosh Client: Southern Company Data: McIntosh LF 4

	GWA-2 (bg)	GWA-3 (bg)	GWA-4A (bg)	GWA-5 (bg)	GWA-13 (bg)
8/25/2004	<0.001	<0.001	<0.001	<0.001	
9/11/2004	<0.001	<0.001	<0.001	<0.001	
9/26/2004	<0.001	<0.001	<0.001	<0.001	
10/13/2004	<0.001	<0.001	<0.001	<0.001	
7/11/2005	<0.001	<0.001			
7/12/2005			<0.001	<0.001	
12/7/2005	<0.001	<0.001			
12/8/2005			<0.001	<0.001	
6/23/2006	<0.001	<0.001			
6/24/2006			<0.001	<0.001	
11/28/2006	<0.001	<0.001	<0.001	<0.001	
6/19/2007	<0.001	<0.001	<0.001	<0.001	
7/6/2007	<0.001	<0.001		<0.001	
12/13/2007	<0.001	<0.001	<0.001		
12/14/2007				<0.001	
6/20/2008	<0.001	<0.001	<0.001	<0.001	
12/7/2008	<0.001	<0.001	<0.001	<0.001	
7/9/2009	<0.001	<0.001	<0.001	<0.001	
12/28/2009	<0.001	<0.001			
12/29/2009				<0.001	
12/30/2009			<0.001		
6/22/2010	<0.001	<0.001	<0.001	<0.001	<0.001
1/4/2011	<0.001		<0.001	<0.001	
1/5/2011		<0.001			
7/9/2011	<0.001	<0.001		<0.001	
7/10/2011			<0.001		
1/20/2012		<0.001			
1/21/2012	<0.001		<0.001	<0.001	
7/11/2012	<0.001	<0.001	<0.001	<0.001	
1/19/2013		<0.001		<0.001	
1/20/2013	<0.001		<0.001		
7/18/2013		<0.001		<0.001	
7/19/2013	<0.001		<0.001		
1/15/2014	<0.001	<0.001		<0.001	
1/16/2014			<0.001		
7/10/2014			<0.001	<0.001	
7/11/2014	<0.001	<0.001			
1/15/2015		<0.001		<0.001	
1/16/2015	<0.001		<0.001		
6/19/2015		<0.001		<0.001	
6/20/2015	<0.001		<0.001		
12/7/2015					<0.001
12/15/2015					<0.001
12/29/2015					<0.001
1/13/2016					<0.001
1/14/2016			<0.001	<0.001	
1/16/2016	<0.001	<0.001			
1/25/2016					<0.001
6/14/2016	<0.001	<0.001	<0.001	<0.001	<0.001
1/10/2017	<0.001	<0.001	<0.001		
1/11/2017				<0.001	
1/12/2017					<0.001

ND substitution: RL or RL/2 if <15% NDs.

Time Series

Constituent: Silver (mg/L) Analysis Run 1/8/2026 2:06 PM

Plant McIntosh Client: Southern Company Data: McIntosh LF 4

	GWA-2 (bg)	GWA-3 (bg)	GWA-4A (bg)	GWA-5 (bg)	GWA-13 (bg)
7/17/2017	<0.001				
7/18/2017		<0.001	<0.001	<0.001	<0.001
1/10/2018	<0.001	<0.001	<0.001	<0.001	<0.001
7/11/2018	<0.001	<0.001	<0.001	<0.001	<0.001
1/29/2019	<0.001	<0.001	<0.001	<0.001	<0.001
3/26/2019			<0.001	<0.001	<0.001
3/27/2019	<0.001	<0.001			
9/10/2019			<0.001	<0.001	<0.001
9/11/2019	<0.001	<0.001			
3/31/2020			<0.001	<0.001	<0.001
4/1/2020	<0.001	<0.001			
9/15/2020	<0.001	<0.001		<0.001	<0.001
9/16/2020			<0.001		
3/16/2021	<0.001	<0.001			<0.001
3/17/2021			<0.001	<0.001	
8/17/2021	<0.001	<0.001			
8/18/2021					<0.001
8/19/2021			<0.001	<0.001	
2/22/2022	<0.001	<0.001		<0.001	<0.001
2/23/2022			<0.001		
8/2/2022	<0.001	<0.001		<0.001	<0.001
8/3/2022			<0.001		
2/6/2023					<0.001
2/7/2023	<0.001	<0.001	<0.001	<0.001	
8/1/2023	<0.001		<0.001	<0.001	<0.001
8/2/2023		<0.001			
2/6/2024	<0.001	<0.001	<0.001	<0.001	<0.001
8/13/2024		<0.001	<0.001	<0.001	<0.001
8/15/2024	<0.001				
2/3/2025			<0.001		
2/4/2025	<0.001	<0.001		<0.001	<0.001

ND substitution: RL or RL/2 if <15% NDs.

Time Series

Constituent: Silver (mg/L) Analysis Run 1/8/2026 2:06 PM

Plant McIntosh Client: Southern Company Data: McIntosh LF 4

	GWA-14 (bg)	GWA-15 (bg)	GWA-16 (bg)	GWC-17 (bg)	GWC-18 (bg)
1/20/2012				<0.001	
1/21/2012					<0.001
12/7/2015	<0.001	<0.001	<0.001		
12/8/2015				<0.001	<0.001
12/14/2015			<0.001	<0.001	<0.001
12/15/2015	<0.001	<0.001			
12/28/2015		<0.001	<0.001	<0.001	<0.001
12/29/2015	<0.001				
1/13/2016	<0.001	<0.001	<0.001	<0.001	
1/14/2016					<0.001
1/25/2016	<0.001	<0.001	<0.001		
1/26/2016				<0.001	<0.001
6/14/2016	<0.001				
6/15/2016		<0.001	<0.001	<0.001	
6/16/2016					<0.001
1/11/2017	<0.001	<0.001	<0.001	<0.001	<0.001
7/19/2017	<0.001	<0.001	<0.001	<0.001	
7/25/2017					<0.001
1/11/2018	<0.001	<0.001	<0.001	<0.001	
1/12/2018					<0.001
7/11/2018	<0.001	<0.001	<0.001	<0.001	<0.001
1/29/2019	<0.001	<0.001	<0.001	<0.001	
1/30/2019					0.00029 (J)
3/26/2019	<0.001	<0.001	<0.001		
3/27/2019				<0.001	<0.001
9/10/2019	<0.001		<0.001		
9/11/2019		<0.001		<0.001	<0.001
4/1/2020	<0.001	<0.001	<0.001	<0.001	<0.001
9/15/2020	<0.001	<0.001	<0.001	<0.001	<0.001
3/16/2021	<0.001		<0.001	<0.001	
3/17/2021		<0.001			<0.001
8/17/2021	<0.001		<0.001		
8/19/2021		<0.001		<0.001	<0.001
2/22/2022	<0.001	<0.001	<0.001	<0.001	
2/23/2022					<0.001
8/2/2022	<0.001	<0.001	<0.001	<0.001	<0.001
2/7/2023	<0.001	<0.001	<0.001		<0.001
2/8/2023				<0.001	
8/1/2023		<0.001	<0.001		
8/2/2023	<0.001			<0.001	<0.001
2/6/2024	<0.001	<0.001	<0.001	<0.001	
2/7/2024					<0.001
8/13/2024	<0.001	<0.001	<0.001	<0.001	
8/14/2024					<0.001
2/4/2025	<0.001	<0.001	<0.001	<0.001	
2/5/2025					<0.001

ND substitution: RL or RL/2 if <15% NDs.

Time Series

Constituent: Silver (mg/L) Analysis Run 1/8/2026 2:06 PM

Plant McIntosh Client: Southern Company Data: McIntosh LF 4

	GWC-1	GWC-10	GWC-11	GWC-12	GWC-19
8/25/2004	<0.001	<0.001	<0.001	<0.001	
9/11/2004	<0.001	<0.001	<0.001	<0.001	
9/26/2004	<0.001	<0.001	<0.001	<0.001	
10/13/2004		<0.001	<0.001	<0.001	
7/11/2005	<0.001			<0.001	
7/12/2005		<0.001	<0.001		
12/7/2005	<0.001	<0.001	<0.001	<0.001	
6/24/2006	<0.001	<0.001		<0.001	
6/25/2006			<0.001		
11/28/2006			<0.001	<0.001	
11/29/2006	<0.001	<0.001			
6/20/2007	<0.001	<0.001		<0.001	
6/21/2007			<0.001		
7/6/2007	<0.001	<0.001	<0.001	<0.001	
12/13/2007	<0.001	<0.001		<0.001	
12/14/2007			<0.001		
6/20/2008	<0.001	<0.001	<0.001	<0.001	
12/7/2008	<0.001	<0.001	<0.001	<0.001	
7/9/2009	<0.001				
7/10/2009		<0.001	<0.001	<0.001	
12/28/2009	<0.001			<0.001	
12/29/2009		<0.001	<0.001		
6/22/2010	<0.001	<0.001	<0.001	<0.001	
1/4/2011	<0.001	<0.001		<0.001	
1/5/2011			<0.001		
7/9/2011	<0.001		<0.001	<0.001	
7/10/2011		<0.001			
1/20/2012				<0.001	
1/21/2012	<0.001	<0.001	<0.001		
7/11/2012	<0.001	<0.001	<0.001	<0.001	
1/19/2013			<0.001	<0.001	
1/20/2013	<0.001	<0.001			
7/18/2013				<0.001	
7/19/2013	<0.001	<0.001	<0.001		
1/15/2014	<0.001		<0.001	<0.001	
1/16/2014		<0.001			
7/10/2014		<0.001			
7/11/2014	<0.001		0.00061 (J)	<0.001	
1/15/2015				<0.001	
1/16/2015	<0.001	<0.001	<0.001		
6/19/2015				<0.001	
6/20/2015	<0.001	<0.001	<0.001		
12/8/2015					<0.001
12/15/2015					<0.001
12/28/2015					<0.001
1/14/2016			<0.001		<0.001
1/16/2016	<0.001	<0.001		<0.001	
1/26/2016					<0.001
6/15/2016	<0.001		<0.001	<0.001	
6/16/2016		<0.001			<0.001
1/12/2017	<0.001	<0.001	<0.001	<0.001	
1/16/2017					<0.001

ND substitution: RL or RL/2 if <15% NDs.

Time Series

Constituent: Silver (mg/L) Analysis Run 1/8/2026 2:06 PM

Plant McIntosh Client: Southern Company Data: McIntosh LF 4

	GWC-1	GWC-10	GWC-11	GWC-12	GWC-19
7/19/2017	<0.001				
7/20/2017				<0.001	
7/24/2017		<0.001	<0.001		
7/25/2017					<0.001
1/11/2018	<0.001	<0.001	<0.001	<0.001	
1/12/2018					<0.001
7/11/2018					<0.001
7/12/2018	<0.001	<0.001	<0.001	<0.001	
1/29/2019					<0.001
1/30/2019	0.00021 (J)	0.00018 (J)	0.00016 (J)	<0.001	
3/27/2019	<0.001	<0.001	<0.001	<0.001	<0.001
9/11/2019	<0.001	<0.001	<0.001	<0.001	<0.001
4/1/2020	<0.001	<0.001		<0.001	<0.001
4/2/2020			<0.001		
9/15/2020	<0.001	<0.001	<0.001		
9/16/2020				<0.001	<0.001
3/16/2021	<0.001	<0.001		<0.001	<0.001
3/17/2021			<0.001		
8/18/2021	<0.001	<0.001	<0.001	<0.001	
8/19/2021					<0.001
2/23/2022	<0.001	<0.001	<0.001	<0.001	<0.001
8/2/2022			<0.001		
8/3/2022	<0.001	<0.001		<0.001	<0.001
2/7/2023	<0.001			<0.001	
2/8/2023		<0.001	<0.001		<0.001
8/2/2023	<0.001	<0.001	<0.001	<0.001	<0.001
2/7/2024	<0.001	<0.001	<0.001		<0.001
2/8/2024				<0.001	
8/14/2024	<0.001	<0.001	<0.001	<0.001	<0.001
2/4/2025		<0.001			<0.001
2/5/2025	<0.001		<0.001	<0.001	

ND substitution: RL or RL/2 if <15% NDs.

Time Series

Constituent: Silver (mg/L) Analysis Run 1/8/2026 2:06 PM

Plant McIntosh Client: Southern Company Data: McIntosh LF 4

	GWC-20	GWC-21	GWC-23	GWC-9
8/25/2004				<0.001
9/11/2004				<0.001
9/26/2004				<0.001
10/13/2004				<0.001
7/12/2005				<0.001
12/8/2005				<0.001
6/25/2006				<0.001
11/29/2006				<0.001
6/20/2007				<0.001
7/6/2007				<0.001
12/13/2007				<0.001
6/20/2008				<0.001
12/7/2008				<0.001
7/9/2009				<0.001
12/29/2009				<0.001
6/22/2010				<0.001
1/5/2011				<0.001
7/9/2011				<0.001
1/21/2012				<0.001
7/11/2012				<0.001
1/19/2013				<0.001
7/18/2013				<0.001
1/15/2014				<0.001
7/10/2014				<0.001
1/16/2015				<0.001
6/20/2015				<0.001
12/9/2015	<0.001	<0.001		
12/14/2015	<0.001	<0.001		
12/29/2015	<0.001	<0.001		
1/14/2016	<0.001	<0.001		<0.001
1/25/2016	<0.001	<0.001		
6/15/2016				<0.001
6/16/2016	<0.001	<0.001	<0.001	
1/12/2017		<0.001		
1/13/2017	<0.001			<0.001
1/17/2017			<0.001	
7/24/2017				<0.001
7/25/2017	<0.001	<0.001	<0.001	
1/11/2018		<0.001		
1/12/2018	<0.001		<0.001	<0.001
7/11/2018	<0.001	<0.001		
7/12/2018			<0.001	<0.001
1/29/2019	<0.001			
1/30/2019		0.00018 (J)	0.00012 (J)	0.00018 (J)
3/27/2019	<0.001	<0.001	<0.001	<0.001
9/11/2019	<0.001	<0.001	<0.001	<0.001
4/1/2020	<0.001	<0.001	<0.001	<0.001
9/15/2020	<0.001	<0.001	<0.001	
9/16/2020				<0.001
3/16/2021	<0.001			
3/17/2021		<0.001	<0.001	<0.001
8/19/2021	<0.001	<0.001	<0.001	<0.001

ND substitution: RL or RL/2 if <15% NDs.

Time Series

Constituent: Silver (mg/L) Analysis Run 1/8/2026 2:06 PM

Plant McIntosh Client: Southern Company Data: McIntosh LF 4

	GWC-20	GWC-21	GWC-23	GWC-9
2/22/2022	<0.001			
2/23/2022		<0.001	<0.001	<0.001
8/3/2022	<0.001			<0.001
8/4/2022		<0.001	<0.001	
2/8/2023	<0.001	<0.001	<0.001	<0.001
8/2/2023	<0.001			<0.001
8/3/2023		<0.001	<0.001	
2/7/2024	<0.001	<0.001	<0.001	<0.001
8/14/2024	<0.001	<0.001	<0.001	<0.001
2/5/2025	<0.001	<0.001	<0.001	<0.001

ND substitution: RL or RL/2 if <15% NDs.

Time Series

Constituent: Sulfate (mg/L) Analysis Run 1/8/2026 2:06 PM

Plant McIntosh Client: Southern Company Data: McIntosh LF 4

	GWA-2 (bg)	GWA-3 (bg)	GWA-4A (bg)	GWA-5 (bg)	GWA-13 (bg)
4/19/2016	1.27	1.03			
4/20/2016			7.31	0.367 (J)	0.496 (J)
6/14/2016	1.7	0.88 (J)	8.6	0.48 (J)	0.62 (J)
8/9/2016	<1	<1		<1	<1
8/11/2016			3.7		
9/26/2016	<1				
9/27/2016		0.9 (J)	4.6	<1	<1
11/14/2016		<1	7.4		
11/15/2016	<1			<1	<1
1/10/2017	0.83 (J)	1.2	4.7		
1/11/2017				<1	
1/12/2017					<1
2/28/2017	0.99 (J)	1.1	4.1	<1	<1
4/19/2017	0.97 (J)	<1			
4/20/2017			5.9	<1	<1
10/10/2017	<1		7.3		
10/11/2017		<1		<1	<1
1/10/2018	<1	1.1	7.6	<1	<1
7/11/2018	<1	<1	14	<1	<1
1/29/2019	0.64 (J)	<1	8.7	<1	1.2
3/26/2019			11	0.68 (J)	0.63 (J)
3/27/2019	<1	0.7 (J)			
9/10/2019			9.8	0.77 (J)	0.93 (J)
9/11/2019	0.76 (J)	1			
3/31/2020			6.2	0.76 (J)	1.4
4/1/2020	0.95 (J)	1.1			
9/15/2020	<1	0.47 (J)		<1	0.38 (J)
9/16/2020			4.1		
3/16/2021	<1	<1			<1
3/17/2021			3.5	<1	
8/17/2021	<1	<1			
8/18/2021					<1
8/19/2021			5.4	<1	
2/22/2022	<1	<1		<1	<1
2/23/2022			2.7		
8/2/2022	<1	0.4 (J)		<1	<1
8/3/2022			2		
2/6/2023					<1
2/7/2023	<1	<1	1.7	<1	
8/1/2023	<1		5.5	<1	0.52 (J)
8/2/2023		0.62 (J)			
2/6/2024	1.2	1.2	2.1	<1	0.87 (J)
8/13/2024		0.92 (J)	3.7	<1	0.83 (J)
8/15/2024	1.3				
2/3/2025			2		
2/4/2025	0.69 (J)	0.97 (J)		0.49 (J)	0.62 (J)

ND substitution: RL or RL/2 if <15% NDs.

Time Series

Constituent: Sulfate (mg/L) Analysis Run 1/8/2026 2:06 PM

Plant McIntosh Client: Southern Company Data: McIntosh LF 4

	GWA-14 (bg)	GWA-15 (bg)	GWA-16 (bg)	GWC-17 (bg)	GWC-18 (bg)
4/19/2016					4.84
4/20/2016	5.85 (O)		0.53 (J)	2.93	
4/21/2016		0.503 (J)			
6/14/2016	4.6 (O)				
6/15/2016		0.62 (J)	0.67 (J)	1.8	
6/16/2016					9 (O)
8/9/2016	2.7	<1	<1	1.6	
8/11/2016					5
9/27/2016	2	<1	<1	1.5	
9/28/2016					5.1
11/15/2016	1.5	<1	<1	1.3	
11/16/2016					4.9
1/11/2017	1.4	<1	<1	1.1	5.2
2/28/2017	1.1	<1			
3/1/2017			<1	1.3	4.6
4/20/2017	0.82 (J)	<1	<1	0.77 (J)	
4/25/2017					4.6
10/11/2017	<1	<1	<1	<1	
10/12/2017					4
12/13/2017					4
1/11/2018	<1	<1	<1	<1	
1/12/2018					4.5
7/11/2018	<1	<1	<1	<1	5
1/29/2019	0.52 (J)	0.43 (J)	<1	<1	
1/30/2019					5.8
3/26/2019	0.92 (J)	0.79 (J)	0.9 (J)		
3/27/2019				<1	4.8
9/10/2019	0.83 (J)		0.83 (J)		
9/11/2019		1.2		0.85 (J)	4.5
4/1/2020	0.67 (J)	0.49 (J)	0.73 (J)	<1	4.1
9/15/2020	1.1	0.44 (J)	0.44 (J)	<1	2.7
3/16/2021	<1		<1	<1	
3/17/2021		<1			3.5
8/17/2021	<1		<1		
8/19/2021		0.8 (J)		<1	3.5
2/22/2022	<1	<1	<1	<1	
2/23/2022					4.5
8/2/2022	<1	<1	<1	<1	1.8
2/7/2023	<1	<1	<1		2
2/8/2023				<1	
8/1/2023		0.57 (J)	0.48 (J)		
8/2/2023	0.62 (J)			<1	2.4
2/6/2024	0.81 (J)	0.47 (J)	0.42 (J)	<1	
2/7/2024					1.7
8/13/2024	0.81 (J)	0.83 (J)	0.71 (J)	<1	
8/14/2024					3.8
2/4/2025	1 (F1)	0.58 (J)	0.76 (J)	<1	
2/5/2025					2.2

ND substitution: RL or RL/2 if <15% NDs.

Time Series

Constituent: Sulfate (mg/L) Analysis Run 1/8/2026 2:06 PM

Plant McIntosh Client: Southern Company Data: McIntosh LF 4

	GWC-1	GWC-10	GWC-11	GWC-12	GWC-19
4/19/2016					2.21
4/20/2016	1.79		4.37	0.601 (J)	
4/21/2016		1.93			
6/15/2016	2		5.7	0.8 (J)	
6/16/2016		2.3			2.5
8/10/2016	0.96 (J)	2.9	4.5	<1	2.7
9/27/2016	0.75 (J)	3.2	4.4	<1	
9/28/2016					2.5
11/15/2016	0.97 (J)	3.5	4.4	<1	2.2
1/12/2017	1.7	4.2	4.6	<1	
1/16/2017					2.1
3/1/2017	2	3.5	4.5	<1	1.9
4/20/2017	1.3			<1	
4/24/2017		3.5	4		
4/25/2017					1.6
10/11/2017	1.3		4.5		
10/12/2017		2.7		<1	1.7
1/11/2018	1.6	2.6	3.5	<1	
1/12/2018					1.5
7/11/2018					1.4
7/12/2018	1.1	5	5.9	<1	
1/29/2019					1.4
1/30/2019	2.1	5	4.3	0.65 (J)	
3/27/2019	1.6	4.3	5.4	0.67 (J)	1.6
9/11/2019	1.3	5.2	3.8	1	1.8
4/1/2020	2	2.2		0.91 (J)	2.1
4/2/2020			3.4		
9/15/2020	1.6	3.6	5		
9/16/2020				0.53 (J)	1.6
3/16/2021	1.6	2.4		<1	1.9
3/17/2021			5.6		
8/18/2021	1.2	3	4.1	<1	
8/19/2021					2.5
2/23/2022	1.6	3.4	2.9	1.1	3.1
8/2/2022			2.7		
8/3/2022	0.45 (J)	1.6		<1	1.7
2/7/2023	0.64 (J)			<1	
2/8/2023		1.8	1.9		2
8/2/2023	0.53 (J)	2.4	2.3	0.56 (J)	2.2
2/7/2024	0.96 (J)	2.4	1.6		1.8
2/8/2024				0.4 (J)	
8/14/2024	1.6	3.1	2.4	0.61 (J)	2.4
2/4/2025		2.9			<1
2/5/2025	1.8		1.9	0.56 (J)	

ND substitution: RL or RL/2 if <15% NDs.

Time Series

Constituent: Sulfate (mg/L) Analysis Run 1/8/2026 2:06 PM

Plant McIntosh Client: Southern Company Data: McIntosh LF 4

	GWC-20	GWC-21	GWC-23	GWC-9
4/19/2016				3.84
4/21/2016	5.25	1.99		
6/15/2016				3.8
6/16/2016	3.9	1.6	9.2 (O)	
8/10/2016	2.8	1.1	3.1	1.6
9/27/2016	2.6	1.1		0.91 (J)
9/28/2016			3.1	
11/15/2016	1.9	1		<1
11/16/2016			3.2	
1/12/2017		1.2		
1/13/2017	1.8			<1
1/17/2017			2.6	
3/1/2017	1.7	1.2		1.5
3/2/2017			3.3	
4/24/2017		0.95 (J)		1.2
4/25/2017	1.3		2.4	
7/13/2017			2.1	
10/12/2017	1.1	0.72 (J)	2.1	2.3
1/11/2018		<1		
1/12/2018	0.86 (J)		1.9	<1
7/11/2018	0.9 (J)	<1		
7/12/2018			2	<1
1/29/2019	1.3			
1/30/2019		0.72 (J)	2.4	0.58 (J)
3/27/2019	1.7	0.92 (J)	2.8	1.2
9/11/2019	0.97 (J)	0.94 (J)	2.5	0.92 (J)
4/1/2020	1.6	0.81 (J)	2	4.1
9/15/2020	0.67 (J)	0.56 (J)	1.9	
9/16/2020				<1
3/16/2021	0.98 (J)			
3/17/2021		<1	1.8	<1
8/19/2021	1.3	0.79 (J)	1.9	<1
2/22/2022	1.4			
2/23/2022		1	2.4	<1
8/3/2022	<1			<1
8/4/2022		<1	1.8	
2/8/2023	<1	<1	1.7	<1
8/2/2023	0.82 (J)			0.42 (J)
8/3/2023		0.54 (J)	2.9	
2/7/2024	0.5 (J)	0.4 (J)	1.7	<1
8/14/2024	0.92 (J)	0.51 (J)	2.5	1
2/5/2025	0.98 (J)	0.64 (J)	2.5	0.61 (J)

ND substitution: RL or RL/2 if <15% NDs.

Time Series

Constituent: TDS (mg/L) Analysis Run 1/8/2026 2:06 PM

Plant McIntosh Client: Southern Company Data: McIntosh LF 4

	GWA-2 (bg)	GWA-3 (bg)	GWA-4A (bg)	GWA-5 (bg)	GWA-13 (bg)
4/19/2016	<25	<10			
4/20/2016			<5	<5	<10
6/14/2016	55	46	67	62	47
8/9/2016	6	18		6	10
8/11/2016			<5		
9/26/2016	24				
9/27/2016		30	28	10	16
11/14/2016		26	48		
11/15/2016	38			32	4 (J)
1/10/2017	18	18	22		
1/11/2017				12	
1/12/2017					26
2/28/2017	12	22	32	<5	6
4/19/2017	14	14			
4/20/2017			20	34	<10
10/10/2017	10		24		
10/11/2017		30		40	32
1/10/2018	6	28	42	48	10
7/11/2018	16	12	<5	22	28
1/29/2019	36	27	26	34	24
3/26/2019			39	21	<10
3/27/2019	36	35			
9/10/2019			36	13	21
9/11/2019	28	15			
3/31/2020			27	28	17
4/1/2020	32	20			
9/15/2020	22	<10		23	17
9/16/2020			21		
3/16/2021	24	25			23
3/17/2021			36	31	
8/17/2021	48	21			
8/18/2021					21
8/19/2021			26	20	
2/22/2022	27	16		21	17
2/23/2022			21		
8/2/2022	12	11		11	<10
8/3/2022			20		
2/6/2023					19
2/7/2023	32	25	21	24	
8/1/2023	26		25	19	35
8/2/2023		31			
2/6/2024	34	22	20	25	23
8/13/2024		36	29	25	28
8/15/2024	32				
2/3/2025			20		
2/4/2025	31	22		20	28

ND substitution: RL or RL/2 if <15% NDs.

Time Series

Constituent: TDS (mg/L) Analysis Run 1/8/2026 2:06 PM

Plant McIntosh Client: Southern Company Data: McIntosh LF 4

	GWA-14 (bg)	GWA-15 (bg)	GWA-16 (bg)	GWC-17 (bg)	GWC-18 (bg)
4/19/2016					106
4/20/2016	<10		<10	29	
4/21/2016		<5			
6/14/2016	65				
6/15/2016		58	67	85	
6/16/2016					150
8/9/2016	24	6	4 (J)	<5	
8/11/2016					78
9/27/2016	14	16	18	6	
9/28/2016					43
11/15/2016	18	18	26	24	
11/16/2016					140
1/11/2017	6	8	<10	20	64
2/28/2017	14	4 (J)			
3/1/2017			6	38	88
4/20/2017	<10	10	<10	6	
4/25/2017					92
10/11/2017	22	26	24	48	
10/12/2017					54
1/11/2018	36	56	6	18	
1/12/2018					110
7/11/2018	20	<5	24	22	16
1/29/2019	22	23	26	37	
1/30/2019					100
3/26/2019	17	17	27		
3/27/2019				38	79
9/10/2019	16		13		
9/11/2019		15		31	45
4/1/2020	<10	21	15	27	73
9/15/2020	17	13	14	26	64
3/16/2021	17		20	25	
3/17/2021		29			59
8/17/2021	19		19		
8/19/2021		21		32	71
2/22/2022	16	22	17	27	
2/23/2022					54
8/2/2022	13	11	<10	15	39
2/7/2023	23	23	24		90
2/8/2023				35	
8/1/2023		47	35		
8/2/2023	26			38	89
2/6/2024	20	28	27	34	
2/7/2024					88
8/13/2024	28	26	27	39	
8/14/2024					89
2/4/2025	18	25	29	36	
2/5/2025					76

ND substitution: RL or RL/2 if <15% NDs.

Time Series

Constituent: TDS (mg/L) Analysis Run 1/8/2026 2:06 PM

Plant McIntosh Client: Southern Company Data: McIntosh LF 4

	GWC-1	GWC-10	GWC-11	GWC-12	GWC-19
4/19/2016					34
4/20/2016	<25		32	41	
4/21/2016		49			
6/15/2016	52		81	27	
6/16/2016		109			34
8/10/2016	10	58	64	6	32
9/27/2016	30	100	60	16	
9/28/2016					13
11/15/2016	32	94	72	22	64
1/12/2017	52	110	84	44	
1/16/2017					12
3/1/2017	44	110	64	8	72
4/20/2017	20			<5	
4/24/2017		32	46		
4/25/2017					62
10/11/2017	54		88		
10/12/2017		74		12	38
12/12/2017		150			
12/13/2017			68		
1/11/2018	100	150	10	34	
1/12/2018					81
7/11/2018					38
7/12/2018	24	140	94	26	
1/29/2019					62
1/30/2019	55	160	89	22	
3/27/2019	26	130	79	24	61
9/11/2019	49	130	39	28	49
4/1/2020	39	130		20	52
4/2/2020			63		
9/15/2020	25	140	82		
9/16/2020				17	60
3/16/2021	29	130		19	65
3/17/2021			81		
8/18/2021	33	140	97	20	
8/19/2021					57
2/23/2022	31	130	70	16	41
8/2/2022			35		
8/3/2022	33	130		25	50
2/7/2023	34			27	
2/8/2023		130	71		54
8/2/2023	35	130	79	28	51
2/7/2024	33	130	73		48
2/8/2024				23	
8/14/2024	33	120	77	22	47
2/4/2025		130			48
2/5/2025	39		86	28	

ND substitution: RL or RL/2 if <15% NDs.

Time Series

Constituent: TDS (mg/L) Analysis Run 1/8/2026 2:06 PM

Plant McIntosh Client: Southern Company Data: McIntosh LF 4

	GWC-20	GWC-21	GWC-23	GWC-9
4/19/2016				49
4/21/2016	28	<5		
6/15/2016				84
6/16/2016	42	30	78	
8/10/2016	6	<5	88	44
9/27/2016	20	14		30
9/28/2016			35	
11/15/2016	82	58		32
11/16/2016			98	
1/12/2017		38		
1/13/2017	36			54
1/17/2017			36	
3/1/2017	40	32		34
3/2/2017			38	
4/24/2017		16		<10
4/25/2017	14		28	
7/13/2017			20	
10/12/2017	22	12	24	20
1/11/2018		20		
1/12/2018	56		43	48
7/11/2018	32	52		
7/12/2018			40	42
1/29/2019	27			
1/30/2019		43	38	42
3/27/2019	57	33	42	34
9/11/2019	45	23	24	43
4/1/2020	26	21	25	36
9/15/2020	34	24	27	
9/16/2020				<10
3/16/2021	37			
3/17/2021		24	24	40
8/19/2021	40	32	32	37
2/22/2022	33			
2/23/2022		26	23	30
8/3/2022	35			42
8/4/2022		26	33	
2/8/2023	31	32	31	44
8/2/2023	36			45
8/3/2023		30	36	
2/7/2024	33	28	33	50
8/14/2024	34	26	33	42
2/5/2025	35	34	28	40

ND substitution: RL or RL/2 if <15% NDs.

Time Series

Constituent: Thallium (mg/L) Analysis Run 1/8/2026 2:06 PM

Plant McIntosh Client: Southern Company Data: McIntosh LF 4

	GWA-2 (bg)	GWA-3 (bg)	GWA-4A (bg)	GWA-5 (bg)	GWA-13 (bg)
8/25/2004	<0.001	<0.001	<0.001	<0.001	
9/11/2004	<0.001	<0.001	<0.001	<0.001	
9/26/2004	<0.001	<0.001	<0.001	<0.001	
10/13/2004	<0.001	<0.001	<0.001	<0.001	
7/11/2005	<0.001	<0.001			
7/12/2005			<0.001	<0.001	
12/7/2005	<0.001	<0.001			
12/8/2005			<0.001	<0.001	
6/23/2006	<0.001	<0.001			
6/24/2006			<0.001	<0.001	
11/28/2006	<0.001	<0.001	<0.001	<0.001	
7/6/2007	<0.001	<0.001		<0.001	
12/13/2007	<0.001	<0.001	<0.001		
12/14/2007				<0.001	
6/20/2008	<0.001	<0.001	<0.001	<0.001	
12/7/2008	<0.001	<0.001	<0.001	<0.001	
7/9/2009	<0.001	<0.001	<0.001	<0.001	
12/28/2009	<0.001	<0.001			
12/29/2009				<0.001	
12/30/2009			<0.001		
6/22/2010	<0.001	<0.001	<0.001	<0.001	<0.001
1/4/2011	<0.001		<0.001	<0.001	
1/5/2011		<0.001			
7/9/2011	<0.001	<0.001		<0.001	
7/10/2011			<0.001		
1/20/2012		<0.001			
1/21/2012	<0.001		<0.001	<0.001	
7/11/2012	<0.001	<0.001	<0.001	<0.001	
1/19/2013		<0.001		<0.001	
1/20/2013	<0.001		<0.001		
7/18/2013		<0.001		<0.001	
7/19/2013	<0.001		<0.001		
1/15/2014	<0.001	<0.001		<0.001	
1/16/2014			<0.001		
6/19/2015		<0.001		<0.001	
6/20/2015	<0.001		<0.001		
12/7/2015					<0.001
12/15/2015					<0.001
12/29/2015					0.0001 (J)
1/13/2016					6E-05 (J)
1/14/2016			<0.001	<0.001	
1/16/2016	<0.001	<0.001			
1/25/2016					<0.001
4/19/2016	<0.001	<0.001			
4/20/2016			<0.001	<0.001	<0.001
6/14/2016	<0.001	<0.001	3.6E-05 (J)	<0.001	<0.001
8/9/2016	<0.001	<0.001		<0.001	<0.001
8/11/2016			<0.001		
9/26/2016	<0.001				
9/27/2016		<0.001	<0.001	<0.001	<0.001
11/14/2016		<0.001	<0.001		
11/15/2016	<0.001			<0.001	<0.001

ND substitution: RL or RL/2 if <15% NDs.

Time Series

Constituent: Thallium (mg/L) Analysis Run 1/8/2026 2:06 PM

Plant McIntosh Client: Southern Company Data: McIntosh LF 4

	GWA-2 (bg)	GWA-3 (bg)	GWA-4A (bg)	GWA-5 (bg)	GWA-13 (bg)
1/10/2017	<0.001	<0.001	<0.001		
1/11/2017				<0.001	
1/12/2017					<0.001
2/28/2017	<0.001	<0.001	<0.001	<0.001	<0.001
4/19/2017	<0.001	<0.001			
4/20/2017			<0.001	<0.001	<0.001
7/17/2017	<0.001				
7/18/2017		<0.001	<0.001	<0.001	<0.001
1/10/2018	<0.001	<0.001	<0.001	<0.001	<0.001
7/11/2018	<0.001	<0.001	<0.001	<0.001	<0.001
1/29/2019	<0.001	<0.001	<0.001	<0.001	<0.001
3/26/2019			<0.001	<0.001	<0.001
3/27/2019	<0.001	<0.001			
9/10/2019			0.00033 (J)	<0.001	0.00057 (J)
9/11/2019	<0.001	<0.001			
3/31/2020			<0.001	<0.001	<0.001
4/1/2020	0.00017 (J)	<0.001			
9/15/2020	0.00029 (J)	0.00017 (J)		<0.001	<0.001
9/16/2020			<0.001		
3/16/2021	<0.001	<0.001			<0.001
3/17/2021			<0.001	<0.001	
8/17/2021	0.00062 (J)	0.00015 (J)			
8/18/2021					0.00016 (J)
8/19/2021			<0.001	<0.001	
2/22/2022	<0.001	<0.001		<0.001	<0.001
2/23/2022			<0.001		
8/2/2022	<0.001	<0.001		<0.001	<0.001
8/3/2022			<0.001		
2/6/2023					<0.001
2/7/2023	<0.001	<0.001	<0.001	<0.001	
8/1/2023	<0.001		<0.001	<0.001	<0.001
8/2/2023		<0.001			
2/6/2024	<0.001	<0.001	<0.001	<0.001	<0.001
8/13/2024		<0.001	<0.001	<0.001	<0.001
8/15/2024	<0.001				
2/3/2025			<0.001		
2/4/2025	<0.001	<0.001		<0.001	<0.001

ND substitution: RL or RL/2 if <15% NDs.

Time Series

Constituent: Thallium (mg/L) Analysis Run 1/8/2026 2:06 PM

Plant McIntosh Client: Southern Company Data: McIntosh LF 4

	GWA-14 (bg)	GWA-15 (bg)	GWA-16 (bg)	GWC-17 (bg)	GWC-18 (bg)
1/20/2012				<0.001	
1/21/2012					<0.001
12/7/2015	<0.001	<0.001	<0.001		
12/8/2015				0.0001 (J)	0.0001 (J)
12/14/2015			<0.001	9E-05 (J)	0.0001 (J)
12/15/2015	<0.001	<0.001			
12/28/2015		<0.001	<0.001	9E-05 (J)	0.0001 (J)
12/29/2015	<0.001				
1/13/2016	7.9E-05 (J)	<0.001	<0.001	0.0001 (J)	
1/14/2016					0.000137 (J)
1/25/2016	<0.001	<0.001	<0.001		
1/26/2016				9.5E-05 (J)	0.000142 (J)
4/19/2016					<0.001
4/20/2016	<0.001		<0.001	<0.001	
4/21/2016		<0.001			
6/14/2016	<0.001				
6/15/2016		<0.001	<0.001	3.8E-05 (J)	
6/16/2016					0.00013 (J)
8/9/2016	<0.001	<0.001	<0.001	<0.001	
8/11/2016					0.00011 (J)
9/27/2016	<0.001	<0.001	<0.001	<0.001	
9/28/2016					0.00012 (J)
11/15/2016	<0.001	<0.001	<0.001	<0.001	
11/16/2016					<0.001
1/11/2017	<0.001	<0.001	<0.001	<0.001	9.5E-05 (J)
2/28/2017	<0.001	<0.001			
3/1/2017			<0.001	<0.001	0.00011 (J)
4/20/2017	<0.001	<0.001	<0.001	<0.001	
4/25/2017					0.00012 (J)
7/19/2017	<0.001	<0.001	<0.001	<0.001	
7/25/2017					0.00011 (J)
1/11/2018	<0.001	<0.001	<0.001	<0.001	
1/12/2018					0.00011 (J)
7/11/2018	<0.001	<0.001	<0.001	<0.001	9.5E-05 (J)
1/29/2019	<0.001	<0.001	<0.001	<0.001	
1/30/2019					0.00012 (J)
3/26/2019	<0.001	<0.001	<0.001		
3/27/2019				<0.001	<0.001
9/10/2019	0.00021 (J)		0.0002 (J)		
9/11/2019		<0.001		<0.001	0.00018 (J)
4/1/2020	0.00018 (J)	<0.001	<0.001	<0.001	<0.001
9/15/2020	<0.001	<0.001	<0.001	<0.001	<0.001
3/16/2021	<0.001		<0.001	<0.001	
3/17/2021		<0.001			0.00016 (J)
8/17/2021	0.0006 (J)		0.00025 (J)		
8/19/2021		<0.001		<0.001	<0.001
2/22/2022	<0.001	<0.001	<0.001	<0.001	
2/23/2022					<0.001
8/2/2022	<0.001	<0.001	<0.001	<0.001	<0.001
2/7/2023	<0.001	<0.001	<0.001		<0.001
2/8/2023				<0.001	
8/1/2023		<0.001	<0.001		

ND substitution: RL or RL/2 if <15% NDs.

Time Series

Constituent: Thallium (mg/L) Analysis Run 1/8/2026 2:06 PM

Plant McIntosh Client: Southern Company Data: McIntosh LF 4

	GWA-14 (bg)	GWA-15 (bg)	GWA-16 (bg)	GWC-17 (bg)	GWC-18 (bg)
8/2/2023	<0.001			<0.001	<0.001
2/6/2024	<0.001	<0.001	<0.001	<0.001	
2/7/2024					<0.001
8/13/2024	<0.001	<0.001	<0.001	<0.001	
8/14/2024					<0.001
2/4/2025	<0.001	<0.001	<0.001	<0.001	
2/5/2025					<0.001

ND substitution: RL or RL/2 if <15% NDs.

Time Series

Constituent: Thallium (mg/L) Analysis Run 1/8/2026 2:06 PM

Plant McIntosh Client: Southern Company Data: McIntosh LF 4

	GWC-1	GWC-10	GWC-11	GWC-12	GWC-19
8/25/2004	<0.001	<0.001	<0.001	<0.001	
9/11/2004	<0.001	<0.001	<0.001	<0.001	
9/26/2004	<0.001	<0.001	<0.001	<0.001	
10/13/2004	<0.001	<0.001	<0.001	<0.001	
7/11/2005	<0.001			<0.001	
7/12/2005		<0.001	<0.001		
12/7/2005	<0.001	<0.001	<0.001	<0.001	
6/24/2006	<0.001	<0.001		<0.001	
6/25/2006			<0.001		
11/28/2006			<0.001	<0.001	
11/29/2006	<0.001	<0.001			
7/6/2007	<0.001	<0.001	<0.001	<0.001	
12/13/2007	<0.001	<0.001		<0.001	
12/14/2007			<0.001		
6/20/2008	<0.001	<0.001	<0.001	<0.001	
12/7/2008	<0.001	<0.001	<0.001	<0.001	
7/9/2009	<0.001				
7/10/2009		<0.001	<0.001	<0.001	
12/28/2009	<0.001			<0.001	
12/29/2009		<0.001	<0.001		
6/22/2010	<0.001	<0.001	<0.001	<0.001	
1/4/2011	<0.001	<0.001		<0.001	
1/5/2011			<0.001		
7/9/2011	<0.001		<0.001	<0.001	
7/10/2011		<0.001			
1/20/2012				<0.001	
1/21/2012	<0.001	<0.001	<0.001		
7/11/2012	<0.001	<0.001	<0.001	<0.001	
1/19/2013			<0.001	<0.001	
1/20/2013	<0.001	<0.001			
7/18/2013				<0.001	
7/19/2013	<0.001	<0.001	<0.001		
1/15/2014	<0.001		<0.001	<0.001	
1/16/2014		<0.001			
6/19/2015				<0.001	
6/20/2015	<0.001	<0.001	<0.001		
12/8/2015					<0.001
12/15/2015					<0.001
12/28/2015					<0.001
1/14/2016			6.1E-05 (J)		7.9E-05 (J)
1/16/2016	<0.001	<0.001		<0.001	
1/26/2016					<0.001
4/19/2016					<0.001
4/20/2016	<0.001		<0.001	<0.001	
4/21/2016		<0.001			
6/15/2016	<0.001		<0.001	<0.001	
6/16/2016		<0.001			<0.001
8/10/2016	<0.001	<0.001	<0.001	<0.001	<0.001
9/27/2016	<0.001	<0.001	<0.001	<0.001	
9/28/2016					<0.001
11/15/2016	<0.001	<0.001	<0.001	<0.001	<0.001
1/12/2017	<0.001	<0.001	<0.001	<0.001	

ND substitution: RL or RL/2 if <15% NDs.

Time Series

Constituent: Thallium (mg/L) Analysis Run 1/8/2026 2:06 PM

Plant McIntosh Client: Southern Company Data: McIntosh LF 4

	GWC-1	GWC-10	GWC-11	GWC-12	GWC-19
1/16/2017					<0.001
3/1/2017	<0.001	<0.001	<0.001	<0.001	<0.001
4/20/2017	<0.001			<0.001	
4/24/2017		<0.001	<0.001		
4/25/2017					<0.001
7/19/2017	<0.001				
7/20/2017				<0.001	
7/24/2017		<0.001	<0.001		
7/25/2017					<0.001
1/11/2018	<0.001	<0.001	<0.001	<0.001	
1/12/2018					<0.001
7/11/2018					<0.001
7/12/2018	<0.001	<0.001	<0.001	<0.001	
1/29/2019					<0.001
1/30/2019	<0.001	<0.001	<0.001	<0.001	
3/27/2019	<0.001	<0.001	<0.001	<0.001	<0.001
9/11/2019	<0.001	0.0002 (J)	<0.001	0.00017 (J)	0.00019 (J)
4/1/2020	<0.001	0.00031 (J)		<0.001	<0.001
4/2/2020			0.00028 (J)		
9/15/2020	<0.001	<0.001	<0.001		
9/16/2020				<0.001	0.00026 (J)
3/16/2021	<0.001	0.00037 (J)		0.00022 (J)	<0.001
3/17/2021			0.00047 (J)		
8/18/2021	<0.001	<0.001	<0.001	<0.001	
8/19/2021					<0.001
2/23/2022	<0.001	<0.001	<0.001	<0.001	<0.001
8/2/2022			<0.001		
8/3/2022	<0.001	<0.001		<0.001	<0.001
2/7/2023	<0.001			<0.001	
2/8/2023		<0.001	<0.001		<0.001
8/2/2023	<0.001	<0.001	<0.001	<0.001	<0.001
2/7/2024	<0.001	<0.001	<0.001		<0.001
2/8/2024				<0.001	
8/14/2024	<0.001	<0.001	<0.001	<0.001	<0.001
2/4/2025		<0.001			<0.001
2/5/2025	<0.001		<0.001	<0.001	

ND substitution: RL or RL/2 if <15% NDs.

Time Series

Constituent: Thallium (mg/L) Analysis Run 1/8/2026 2:06 PM

Plant McIntosh Client: Southern Company Data: McIntosh LF 4

	GWC-20	GWC-21	GWC-23	GWC-9
8/25/2004				<0.001
9/11/2004				<0.001
9/26/2004				<0.001
10/13/2004				<0.001
7/12/2005				<0.001
12/8/2005				<0.001
6/25/2006				<0.001
11/29/2006				<0.001
7/6/2007				<0.001
12/13/2007				<0.001
6/20/2008				<0.001
12/7/2008				<0.001
7/9/2009				<0.001
12/29/2009				<0.001
6/22/2010				<0.001
1/5/2011				<0.001
7/9/2011				<0.001
1/21/2012				<0.001
7/11/2012				<0.001
1/19/2013				<0.001
7/18/2013				<0.001
1/15/2014				<0.001
6/20/2015				<0.001
12/9/2015	0.0001 (J)	<0.001		
12/14/2015	9E-05 (J)	<0.001		
12/29/2015	0.0001 (J)	<0.001		
1/14/2016	0.000118 (J)	<0.001		<0.001
1/25/2016	0.000102 (J)	<0.001		
4/19/2016				<0.001
4/21/2016	<0.001	<0.001		
6/15/2016				<0.001
6/16/2016	5.2E-05 (J)	2.7E-05 (J)	<0.001	
8/10/2016	<0.001	<0.001	<0.001	<0.001
9/27/2016	<0.001	0.00016 (J)		<0.001
9/28/2016			<0.001	
11/15/2016	<0.001	<0.001		<0.001
11/16/2016			<0.001	
1/12/2017		<0.001		
1/13/2017	<0.001			<0.001
1/17/2017			<0.001	
3/1/2017	<0.001	<0.001		<0.001
3/2/2017			<0.001	
4/24/2017		<0.001		<0.001
4/25/2017	<0.001		<0.001	
7/13/2017			<0.001	
7/24/2017				<0.001
7/25/2017	<0.001	<0.001	9E-05 (J)	
1/11/2018		<0.001		
1/12/2018	<0.001		0.00011 (J)	<0.001
7/11/2018	<0.001	<0.001		
7/12/2018			0.0001 (J)	<0.001
1/29/2019	<0.001			

ND substitution: RL or RL/2 if <15% NDs.

Time Series

Constituent: Thallium (mg/L) Analysis Run 1/8/2026 2:06 PM

Plant McIntosh Client: Southern Company Data: McIntosh LF 4

	GWC-20	GWC-21	GWC-23	GWC-9
1/30/2019		<0.001	0.00016 (J)	<0.001
3/27/2019	<0.001	<0.001	0.00011 (J)	<0.001
9/11/2019	0.00034 (J)	0.00041 (J)	0.00034 (J)	0.00023 (J)
4/1/2020	<0.001	<0.001	<0.001	<0.001
9/15/2020	<0.001	<0.001	<0.001	
9/16/2020				<0.001
3/16/2021	<0.001			
3/17/2021		<0.001	<0.001	<0.001
8/19/2021	<0.001	<0.001	<0.001	<0.001
2/22/2022	<0.001			
2/23/2022		<0.001	<0.001	<0.001
8/3/2022	<0.001			<0.001
8/4/2022		<0.001	<0.001	
2/8/2023	<0.001	<0.001	<0.001	<0.001
8/2/2023	<0.001			<0.001
8/3/2023		<0.001	<0.001	
2/7/2024	<0.001	<0.001	<0.001	<0.001
8/14/2024	<0.001	<0.001	<0.001	<0.001
2/5/2025	<0.001	<0.001	<0.001	<0.001

ND substitution: RL or RL/2 if <15% NDs.

Time Series

Constituent: Vanadium (mg/L) Analysis Run 1/8/2026 2:06 PM

Plant McIntosh Client: Southern Company Data: McIntosh LF 4

	GWA-2 (bg)	GWA-3 (bg)	GWA-4A (bg)	GWA-5 (bg)	GWA-13 (bg)
8/25/2004	<0.002	<0.002	<0.002	<0.002	
9/11/2004	<0.002	<0.002	<0.002	<0.002	
9/26/2004	<0.002	<0.002	<0.002	<0.002	
10/13/2004	<0.002	<0.002	<0.002	<0.002	
7/11/2005	<0.002	<0.002			
7/12/2005			<0.002	<0.002	
12/7/2005	<0.002	<0.002			
12/8/2005			<0.002	<0.002	
6/23/2006	<0.002	<0.002			
6/24/2006			<0.002	<0.002	
11/28/2006	<0.002	<0.002	<0.002	<0.002	
6/19/2007	<0.002	0.0031	<0.002	<0.002	
7/6/2007	<0.002	0.0031		<0.002	
12/13/2007	<0.002	<0.002	<0.002		
12/14/2007				<0.002	
6/20/2008	<0.002	0.005	0.0033	<0.002	
12/7/2008	<0.002	<0.002	<0.002	<0.002	
7/9/2009	<0.002	<0.002	<0.002	<0.002	
12/28/2009	<0.002	<0.002			
12/29/2009				<0.002	
12/30/2009			<0.002		
6/22/2010	<0.002	<0.002	<0.002	<0.002	<0.002
1/4/2011	<0.002		<0.002	<0.002	
1/5/2011		0.056 (O)			
7/9/2011	<0.002	0.0033		<0.002	
7/10/2011			<0.002		
1/20/2012		<0.002			
1/21/2012	<0.002		<0.002	<0.002	
7/11/2012	0.0051	<0.002	<0.002	<0.002	
1/19/2013		<0.002		<0.002	
1/20/2013	<0.002		<0.002		
7/18/2013		<0.002		<0.002	
7/19/2013	<0.002		<0.002		
1/15/2014	<0.002	<0.002		<0.002	
1/16/2014			<0.002		
7/10/2014			<0.002	<0.002	
7/11/2014	<0.002	<0.002			
1/15/2015		<0.002		<0.002	
1/16/2015	<0.002		<0.002		
6/19/2015		<0.002		0.0035 (J)	
6/20/2015	<0.002		<0.002		
12/7/2015					<0.002
12/15/2015					<0.002
12/29/2015					<0.002
1/13/2016					<0.002
1/14/2016			<0.002	<0.002	
1/16/2016	<0.002	<0.002			
1/25/2016					<0.002
6/14/2016	0.00044 (J)	0.00027 (J)	0.00028 (J)	0.00047 (J)	0.00055 (J)
1/10/2017	0.0014 (J)	0.0015 (J)	0.0014 (J)		
1/11/2017				0.0016 (J)	
1/12/2017					0.0018 (J)

ND substitution: RL or RL/2 if <15% NDs.

Time Series

Constituent: Vanadium (mg/L) Analysis Run 1/8/2026 2:06 PM

Plant McIntosh Client: Southern Company Data: McIntosh LF 4

	GWA-2 (bg)	GWA-3 (bg)	GWA-4A (bg)	GWA-5 (bg)	GWA-13 (bg)
7/17/2017	<0.002				
7/18/2017		<0.002	<0.002	<0.002	<0.002
1/10/2018	<0.002	<0.002	<0.002	<0.002	<0.002
7/11/2018	<0.002	<0.002	<0.002	<0.002	<0.002
1/29/2019	<0.002	<0.002	<0.002	<0.002	0.0018 (J)
3/26/2019			0.0027	0.0015 (J)	<0.002
3/27/2019	0.0019 (J)	0.0047			
9/10/2019			0.0018	0.0018	0.0027
9/11/2019	0.0014	0.0012			
12/17/2019					0.0012
3/31/2020			<0.002	<0.002	<0.002
4/1/2020	<0.002	<0.002			
9/15/2020	<0.002	<0.002		<0.002	<0.002
9/16/2020			<0.002		
3/16/2021	<0.002	<0.002			<0.002
3/17/2021			<0.002	<0.002	
8/17/2021	<0.002	<0.002			
8/18/2021					<0.002
8/19/2021			<0.002	<0.002	
2/22/2022	0.001	<0.002		<0.002	<0.002
2/23/2022			<0.002		
8/2/2022	<0.002	<0.002		<0.002	<0.002
8/3/2022			0.00097 (J)		
2/6/2023					<0.002
2/7/2023	<0.002	<0.002	<0.002	<0.002	
8/1/2023	<0.002		<0.002	<0.002	<0.002
8/2/2023		<0.002			
2/6/2024	<0.002	<0.002	<0.002	<0.002	<0.002
8/13/2024		<0.002	<0.002	<0.002	<0.002
8/15/2024	<0.002				
2/3/2025			<0.002		
2/4/2025	<0.002	<0.002		<0.002	<0.002

ND substitution: RL or RL/2 if <15% NDs.

Time Series

Constituent: Vanadium (mg/L) Analysis Run 1/8/2026 2:06 PM

Plant McIntosh Client: Southern Company Data: McIntosh LF 4

	GWA-14 (bg)	GWA-15 (bg)	GWA-16 (bg)	GWC-17 (bg)	GWC-18 (bg)
1/20/2012				<0.002	
1/21/2012					<0.01
7/12/2012	<0.002				
12/7/2015	<0.002	<0.002	<0.002		
12/8/2015				<0.002	0.0023 (J)
12/14/2015			<0.002	<0.002	0.0028 (J)
12/15/2015	<0.002	<0.002			
12/28/2015		<0.002	<0.002	<0.002	0.0024 (J)
12/29/2015	<0.002				
1/13/2016	<0.002	<0.002	<0.002	<0.002	
1/14/2016					0.0022 (J)
1/25/2016	<0.002	<0.002	<0.002		
1/26/2016				<0.002	0.0022 (J)
6/14/2016	0.00033 (J)				
6/15/2016		0.0003 (J)	0.00015 (J)	0.00047 (J)	
6/16/2016					0.0041 (J)
1/11/2017	<0.002	0.0017 (J)	0.0015 (J)	<0.002	0.003
7/19/2017	<0.002	<0.002	<0.002	<0.002	
7/25/2017					0.0055
1/11/2018	<0.002	<0.002	<0.002	<0.002	
1/12/2018					0.0022 (J)
7/11/2018	<0.002	<0.002	<0.002	<0.002	0.0016 (J)
1/29/2019	<0.002	<0.002	<0.002	<0.002	
1/30/2019					0.0042
3/26/2019	<0.002	0.0041	0.0019 (J)		
3/27/2019				0.004	0.0074
9/10/2019	0.002		0.0019		
9/11/2019		0.0016		0.0018	0.0037
4/1/2020	<0.002	<0.002	<0.002	<0.002	0.0024
9/15/2020	<0.002	<0.002	<0.002	<0.002	0.0022
3/16/2021	<0.002		<0.002	<0.002	
3/17/2021		<0.002			0.0026
8/17/2021	<0.002		<0.002		
8/19/2021		<0.002		0.0013	0.003
2/22/2022	<0.002	<0.002	<0.002	<0.002	
2/23/2022					0.0025
8/2/2022	<0.002	<0.002	<0.002	<0.002	0.0028
2/7/2023	<0.002	<0.002	<0.002		0.0038
2/8/2023				<0.002	
8/1/2023		<0.002	<0.002		
8/2/2023	<0.002			<0.002	0.0031
2/6/2024	<0.002	<0.002	0.00063 (J)	0.00082 (J)	
2/7/2024					0.0034
8/13/2024	<0.002	<0.002	<0.002	<0.002	
8/14/2024					0.0028
2/4/2025	<0.002	<0.002	<0.002	<0.002	
2/5/2025					0.0026

ND substitution: RL or RL/2 if <15% NDs.

Time Series

Constituent: Vanadium (mg/L) Analysis Run 1/8/2026 2:06 PM

Plant McIntosh Client: Southern Company Data: McIntosh LF 4

	GWC-1	GWC-10	GWC-11	GWC-12	GWC-19
8/25/2004	<0.002	<0.002	<0.0025	<0.002	
9/11/2004	<0.002	<0.002	<0.0025	<0.002	
9/26/2004	<0.002	<0.002	<0.0025	<0.002	
10/13/2004		<0.002	<0.0025	<0.002	
7/11/2005	<0.002			<0.002	
7/12/2005		<0.002	<0.0025		
12/7/2005	<0.002	<0.002	<0.0025	<0.002	
6/24/2006	<0.002	<0.002		<0.002	
6/25/2006			<0.0025		
11/28/2006			<0.0025	<0.002	
11/29/2006	<0.002	<0.002			
6/20/2007	<0.002	<0.002		<0.002	
6/21/2007			<0.0025		
7/6/2007	<0.002	<0.002	<0.0025	<0.002	
12/13/2007	<0.002	<0.002		<0.002	
12/14/2007			<0.0025		
6/20/2008	<0.002	<0.002	0.0093 (O)	<0.002	
12/7/2008	<0.002	<0.002	<0.0025	<0.002	
7/9/2009	<0.002				
7/10/2009		<0.002	<0.0025	<0.002	
12/28/2009	<0.002			<0.002	
12/29/2009		<0.002	<0.0025		
6/22/2010	<0.002	<0.002	0.0025	<0.002	
1/4/2011	<0.002	<0.002		<0.002	
1/5/2011			<0.0025		
7/9/2011	0.0032		<0.0025	<0.002	
7/10/2011		<0.002			
1/20/2012				<0.002	
1/21/2012	<0.002	<0.002	<0.0025		
7/11/2012	<0.002	<0.002	<0.0025	<0.002	
1/19/2013			<0.0025	<0.002	
1/20/2013	<0.002	<0.002			
7/18/2013				<0.002	
7/19/2013	<0.002	<0.002	<0.0025		
7/20/2013		<0.002			
1/15/2014	<0.002		<0.0025	<0.002	
1/16/2014		<0.002			
7/10/2014		<0.002			
7/11/2014	<0.002		0.001 (J)	<0.002	
1/15/2015				<0.002	
1/16/2015	<0.002	0.00098 (J)	0.00089 (J)		
6/19/2015				<0.002	
6/20/2015	0.0017 (J)	0.0019 (J)	0.0017 (J)		
12/8/2015					0.0023 (J)
12/15/2015					0.0016 (J)
12/28/2015					0.0013 (J)
1/14/2016			0.0017 (J)		0.0014 (J)
1/16/2016	<0.002	0.0008 (J)		<0.002	
1/26/2016					0.0013 (J)
6/15/2016	0.00031 (J)		0.0018 (J)	0.0004 (J)	
6/16/2016		0.0011 (J)			0.00092 (J)
1/12/2017	0.0031	0.0087 (O)	0.01 (O)	0.0075 (O)	

ND substitution: RL or RL/2 if <15% NDs.

Time Series

Constituent: Vanadium (mg/L) Analysis Run 1/8/2026 2:06 PM

Plant McIntosh Client: Southern Company Data: McIntosh LF 4

	GWC-1	GWC-10	GWC-11	GWC-12	GWC-19
1/16/2017					0.0067
7/19/2017	<0.002				
7/20/2017				0.0015 (J)	
7/24/2017		0.0027	0.0015 (J)		
7/25/2017					0.0035
1/11/2018	<0.002	<0.002	<0.0025	<0.002	
1/12/2018					<0.002
7/11/2018					<0.002
7/12/2018	<0.002	<0.002	<0.0025	<0.002	
1/29/2019					<0.002
1/30/2019	0.0012 (J)	0.0027	0.0024 (J)	0.0016 (J)	
3/27/2019	<0.002	0.0065 (O)	0.0016 (J)	0.0078 (O)	<0.002
9/11/2019	0.0013	0.0022	0.0025	0.0011	0.0023
4/1/2020	<0.002	0.0012		<0.002	<0.002
4/2/2020			0.0016		
9/15/2020	<0.002	<0.002	0.001		
9/16/2020				<0.002	<0.002
3/16/2021	<0.002	0.0013		<0.002	<0.002
3/17/2021			0.0015		
8/18/2021	0.0011	0.0015	0.0018	<0.002	
8/19/2021					0.0015
2/23/2022	<0.002	0.0011	0.0013	<0.002	0.00088 (J)
8/2/2022			0.0014		
8/3/2022	<0.002	0.002		0.0016	0.0022
2/7/2023	<0.002			<0.002	
2/8/2023		0.001 (J)	0.00095 (J)		0.00088 (J)
8/2/2023	0.00084 (J)	0.00096 (J)	0.0015 (J)	<0.002	<0.002
2/7/2024	<0.002	0.0015 (J)	0.0016 (J)		0.0011 (J)
2/8/2024				<0.002	
8/14/2024	<0.002	<0.002	0.0011 (J)	<0.002	<0.002
2/4/2025		0.00064 (J)			0.002
2/5/2025	<0.002		0.00086 (J)	<0.002	

ND substitution: RL or RL/2 if <15% NDs.

Time Series

Constituent: Vanadium (mg/L) Analysis Run 1/8/2026 2:06 PM

Plant McIntosh Client: Southern Company Data: McIntosh LF 4

	GWC-20	GWC-21	GWC-23	GWC-9
8/25/2004				<0.002
9/11/2004				<0.002
9/26/2004				<0.002
10/13/2004				<0.002
7/12/2005				<0.002
12/8/2005				<0.002
6/25/2006				<0.002
11/29/2006				<0.002
6/20/2007				<0.002
7/6/2007				<0.002
12/13/2007				<0.002
6/20/2008				0.0037
12/7/2008				<0.002
7/9/2009				<0.002
12/29/2009				<0.002
6/22/2010				<0.002
1/5/2011				<0.002
7/9/2011				<0.002
1/21/2012				<0.002
7/11/2012				<0.002
1/19/2013				<0.002
7/18/2013				<0.002
1/15/2014				<0.002
7/10/2014				<0.002
1/16/2015				<0.002
6/20/2015				<0.002
12/9/2015	<0.002	<0.002		
12/14/2015	<0.002	<0.002		
12/29/2015	<0.002	<0.002		
1/14/2016	<0.002	<0.002		<0.002
1/25/2016	<0.002	<0.002		
6/15/2016				0.00019 (J)
6/16/2016	0.00054 (J)	0.00048 (J)	0.00063 (J)	
1/12/2017		0.0058		
1/13/2017	0.0074			0.0091 (O)
1/17/2017			0.0026	
7/24/2017				0.0027
7/25/2017	0.0034	0.0029	0.003	
1/11/2018		<0.002		
1/12/2018	<0.002		<0.002	<0.002
7/11/2018	<0.002	<0.002		
7/12/2018			<0.002	<0.002
1/29/2019	<0.002			
1/30/2019		0.0014 (J)	<0.002	<0.002
3/27/2019	0.0031	0.0049	0.0055	0.006
9/11/2019	0.0018	0.0015	0.0015	0.0015
4/1/2020	<0.002	<0.002	<0.002	<0.002
9/15/2020	<0.002	<0.002	<0.002	
9/16/2020				<0.002
3/16/2021	<0.002			
3/17/2021		<0.002	<0.002	<0.002
8/19/2021	<0.002	0.001	0.0011	<0.002

ND substitution: RL or RL/2 if <15% NDs.

Time Series

Constituent: Vanadium (mg/L) Analysis Run 1/8/2026 2:06 PM

Plant McIntosh Client: Southern Company Data: McIntosh LF 4

	GWC-20	GWC-21	GWC-23	GWC-9
2/22/2022	<0.002			
2/23/2022		<0.002	<0.002	<0.002
8/3/2022	0.0017			0.0016
8/4/2022		0.0019	0.00095 (J)	
2/8/2023	<0.002	<0.002	<0.002	<0.002
8/2/2023	<0.002			<0.002
8/3/2023		<0.002	0.0007 (J)	
2/7/2024	0.00081 (J)	<0.002	0.00083 (J)	0.001 (J)
8/14/2024	<0.002	<0.002	<0.002	<0.002
2/5/2025	<0.002	0.0015 (J)	<0.002	<0.002

ND substitution: RL or RL/2 if <15% NDs.

Time Series

Constituent: Zinc (mg/L) Analysis Run 1/8/2026 2:06 PM

Plant McIntosh Client: Southern Company Data: McIntosh LF 4

	GWA-2 (bg)	GWA-3 (bg)	GWA-4A (bg)	GWA-5 (bg)	GWA-13 (bg)
8/25/2004	0.014	<0.005	<0.005	0.017	
9/11/2004	<0.02	<0.005	<0.005	<0.005	
9/26/2004	<0.02	<0.005	<0.005	<0.005	
10/13/2004	<0.02	<0.005	<0.005	<0.005	
7/11/2005	<0.02	<0.005			
7/12/2005			<0.005	<0.005	
12/7/2005	<0.02	<0.005			
12/8/2005			0.06 (O)	<0.005	
6/23/2006	0.0041	0.0042			
6/24/2006			0.0061	0.0033	
11/28/2006	0.0033	0.0048	0.0064	0.0034	
6/19/2007	0.0036	0.045	0.011	0.0037	
7/6/2007	0.0036	0.045		0.0037	
12/13/2007	<0.02	0.005	0.0061		
12/14/2007				<0.005	
6/20/2008	0.0045	0.012	0.009	0.0042	
12/7/2008	0.0031	0.042	0.0071	0.0049	
7/9/2009	0.004	0.0038	0.0059	0.0032	
12/28/2009	0.0027	<0.005			
12/29/2009				0.0031	
12/30/2009			0.0038		
6/22/2010	0.0028	<0.005	0.0044	<0.005	<0.005
1/4/2011	0.0027		0.0038	0.0029	
1/5/2011		0.057 (O)			
7/9/2011	0.0051	0.0085		0.0038	
7/10/2011			0.005		
1/20/2012		0.0057			0.0059
1/21/2012	0.004		0.0074	0.0057	
7/11/2012	0.0075	<0.005	0.0047	0.0032	
1/19/2013		<0.005		0.0032	
1/20/2013	0.0034		<0.005		
7/18/2013		0.0028		0.0027	
7/19/2013	<0.02		0.0032		
1/15/2014	0.0049	0.0047		0.0059	
1/16/2014			0.019		
7/10/2014			0.0038	0.0064	
7/11/2014	0.0038	0.0025			
1/15/2015		0.002 (J)		0.0024 (J)	
1/16/2015	0.0032		0.0045		
6/19/2015		0.0019 (J)		0.0057	
6/20/2015	0.0042		0.0023 (J)		
12/7/2015					0.0034
12/15/2015					0.003
12/29/2015					0.0028
1/13/2016					0.0025
1/14/2016			0.0024 (J)	0.0022 (J)	
1/16/2016	0.0042	0.0033			
1/25/2016					0.0022 (J)
6/14/2016	0.0043 (J)	0.0028 (J)	0.0053 (J)	0.0028 (J)	0.0042 (J)
1/10/2017	0.0084 (J)	0.0079 (J)	<0.005		
1/11/2017				0.013 (J)	
1/12/2017					<0.005

ND substitution: RL or RL/2 if <15% NDs.

Time Series

Constituent: Zinc (mg/L) Analysis Run 1/8/2026 2:06 PM

Plant McIntosh Client: Southern Company Data: McIntosh LF 4

	GWA-2 (bg)	GWA-3 (bg)	GWA-4A (bg)	GWA-5 (bg)	GWA-13 (bg)
7/17/2017	<0.02				
7/18/2017		<0.005	<0.005	<0.005	<0.005
1/10/2018	<0.02	<0.005	<0.005	<0.005	<0.005
7/11/2018	<0.02	<0.005	0.0098 (J)	<0.005	<0.005
1/29/2019	0.0064 (J)	<0.005	0.0064 (J)	0.0027 (J)	<0.005
3/26/2019			0.01 (J)	<0.005	<0.005
3/27/2019	<0.02	<0.005			
9/10/2019			0.012	0.022	0.0061
9/11/2019	0.0089	0.012			
12/18/2019				0.0051	
3/31/2020			0.013	<0.005	<0.005
4/1/2020	0.0066	<0.005			
9/15/2020	0.0049 (J)	<0.005		0.0049 (J)	0.0037 (J)
9/16/2020			0.011		
3/16/2021	0.0045 (J)	0.0035 (J)			<0.005
3/17/2021			0.0039 (J)	0.0041 (J)	
8/17/2021	0.004 (J)	<0.005			
8/18/2021					<0.005
8/19/2021			0.004 (J)	<0.005	
2/22/2022	0.0055	<0.005		<0.005	<0.005
2/23/2022			<0.005		
8/2/2022	0.0074	0.033		0.0051	<0.005
8/3/2022			0.012		
2/6/2023					<0.005
2/7/2023	0.0051	0.0032 (J)	0.0031 (J)	0.0037 (J)	
8/1/2023	0.0061		0.0047 (J)	0.0028 (J)	0.0032 (J)
8/2/2023		<0.005			
2/6/2024	0.0041 (J)	<0.005	0.0029 (J)	<0.005	0.0045 (J)
8/13/2024		0.0047 (J)	0.0031 (J)	0.0031 (J)	<0.005
8/15/2024	0.029				
2/3/2025			0.0039 (J)		
2/4/2025	0.0063	0.0031 (J)		0.0057	0.0033 (J)

ND substitution: RL or RL/2 if <15% NDs.

Time Series

Constituent: Zinc (mg/L) Analysis Run 1/8/2026 2:06 PM

Plant McIntosh Client: Southern Company Data: McIntosh LF 4

	GWA-14 (bg)	GWA-15 (bg)	GWA-16 (bg)	GWC-17 (bg)	GWC-18 (bg)
1/20/2012				0.0032	
1/21/2012					0.0042
7/12/2012	0.0035				
12/7/2015	0.0044	0.0052	0.0048		
12/8/2015				0.0058	0.0017 (J)
12/14/2015			0.0038	0.006	0.0028
12/15/2015	0.0031	0.0046			
12/28/2015		0.0042	0.0042	0.0058	0.0024 (J)
12/29/2015	0.0028				
1/13/2016	0.0028	0.0038	0.0036	0.0056	
1/14/2016					0.0036
1/25/2016	0.0034	0.0036	0.0033		
1/26/2016				0.0046	0.0036
6/14/2016	0.0036 (J)				
6/15/2016		0.0028 (J)	0.0032 (J)	0.0053 (J)	
6/16/2016					0.0052 (J)
1/11/2017	0.013 (J)	0.014 (J)	<0.005	0.018 (J)	0.025
7/19/2017	<0.005	<0.005	<0.005	<0.02	
7/25/2017					<0.005
1/11/2018	<0.005	<0.005	<0.005	<0.02	
1/12/2018					<0.005
7/11/2018	<0.005	<0.005	<0.005	<0.02	<0.005
1/29/2019	0.0048 (J)	0.0059 (J)	0.0024 (J)	0.0059 (J)	
1/30/2019					0.5 (O)
3/26/2019	<0.005	<0.005	<0.005		
3/27/2019				<0.02	<0.005
9/10/2019	0.0069		0.006		
9/11/2019		0.0062		0.013	0.0058
4/1/2020	<0.005	<0.005	<0.005	0.005	<0.005
9/15/2020	0.024	0.0033 (J)	0.0033 (J)	0.0052	0.0032 (J)
3/16/2021	0.007		0.005	0.006	
3/17/2021		0.0063			0.0032 (J)
8/17/2021	<0.005		<0.005		
8/19/2021		<0.005		0.013	0.015
2/22/2022	0.0054	0.0057	0.0076	0.0046 (J)	
2/23/2022					<0.005
8/2/2022	0.0042 (J)	0.0039 (J)	0.0032 (J)	0.0074	0.0058
2/7/2023	0.0031 (J)	<0.005	0.0063		0.0032 (J)
2/8/2023				0.0061	
8/1/2023		0.0029 (J)	0.0032 (J)		
8/2/2023	0.003 (J)			0.012	0.0044 (J)
2/6/2024	0.0028 (J)	0.0041 (J)	0.0029 (J)	0.005	
2/7/2024					<0.005
8/13/2024	<0.005	0.0035 (J)	0.0077	0.0056	
8/14/2024					<0.005
2/4/2025	0.0049 (J)	0.0028 (J)	0.0034 (J)	0.0067	
2/5/2025					0.0028 (J)

ND substitution: RL or RL/2 if <15% NDs.

Time Series

Constituent: Zinc (mg/L) Analysis Run 1/8/2026 2:06 PM

Plant McIntosh Client: Southern Company Data: McIntosh LF 4

	GWC-1	GWC-10	GWC-11	GWC-12	GWC-19
8/25/2004	0.012	<0.005	<0.005	<0.005	
9/11/2004	<0.005	0.01	<0.005	0.01	
9/26/2004	<0.005	<0.005	<0.005	<0.005	
10/13/2004		<0.005	<0.005	<0.005	
7/11/2005	<0.005			<0.005	
7/12/2005		<0.005	<0.005		
12/7/2005	0.015	<0.005	<0.005	<0.005	
6/24/2006	0.0044	0.0034		0.0038	
6/25/2006			0.0025		
11/28/2006			0.0026	0.007	
11/29/2006	0.0034	0.019			
6/20/2007	0.0029	<0.005		0.0067	
6/21/2007			0.0025		
7/6/2007	0.0029	<0.005	0.0025	0.0025	
12/13/2007	<0.005	<0.005		0.0032	
12/14/2007			<0.005		
6/20/2008	0.0035	0.0039	0.0089	0.0044	
12/7/2008	0.0036	<0.005	0.041 (O)	0.0042	
7/9/2009	0.0032				
7/10/2009		<0.005	<0.005	0.0025	
12/28/2009	0.0032			0.0027	
12/29/2009		<0.005	<0.005		
6/22/2010	0.0032	<0.005	<0.005	<0.005	
1/4/2011	<0.005	<0.005		0.0033	
1/5/2011			<0.005		
7/9/2011	0.0076		<0.005	0.0043	
7/10/2011		0.0026			
1/19/2012		0.0039			
1/20/2012				0.0038	
1/21/2012	0.0034	<0.005	0.005		
7/11/2012	0.0028	<0.005	0.0025	0.0035	
1/19/2013			<0.005	0.0028	
1/20/2013	0.0032	<0.005			
7/18/2013				0.0028	
7/19/2013	0.0028	<0.005	<0.005		
7/20/2013		<0.005			
1/15/2014	0.0047		0.0034	0.0053	
1/16/2014		0.0031			
7/10/2014		0.0012 (J)			
7/11/2014	0.0041		0.0019 (J)	0.0034	
1/15/2015				0.003	
1/16/2015	0.0035	0.0017 (J)	<0.005		
6/19/2015				0.0035	
6/20/2015	0.0043	0.0036	<0.005		
12/8/2015					0.0035
12/15/2015					0.0028
12/28/2015					0.0023 (J)
1/14/2016			0.0022 (J)		0.012
1/16/2016	0.002 (J)	<0.005		0.0023 (J)	
1/26/2016					0.0034
6/15/2016	0.0027 (J)		0.0028 (J)	0.0031 (J)	
6/16/2016		<0.005			0.0026 (J)

ND substitution: RL or RL/2 if <15% NDs.

Time Series

Constituent: Zinc (mg/L) Analysis Run 1/8/2026 2:06 PM

Plant McIntosh Client: Southern Company Data: McIntosh LF 4

	GWC-1	GWC-10	GWC-11	GWC-12	GWC-19
1/12/2017	<0.005	<0.005	<0.005	<0.005	
1/16/2017					<0.005
7/19/2017	<0.005				
7/20/2017				<0.005	
7/24/2017		<0.005	<0.005		
7/25/2017					<0.005
1/11/2018	<0.005	<0.005	<0.005	<0.005	
1/12/2018					<0.005
7/11/2018					<0.005
7/12/2018	<0.005	<0.005	<0.005	<0.005	
1/29/2019					0.0051 (J)
1/30/2019	0.0031 (J)	<0.005	<0.005	<0.005	
3/27/2019	<0.005	<0.005	<0.005	<0.005	<0.005
9/11/2019	0.0088	0.0058	0.005	0.0066	0.0046 (J)
4/1/2020	0.0046 (J)	<0.005		<0.005	<0.005
4/2/2020			0.0049 (J)		
9/15/2020	0.0049 (J)	0.0043 (J)	<0.005		
9/16/2020				0.0033 (J)	0.004 (J)
3/16/2021	0.0047 (J)	<0.005		<0.005	<0.005
3/17/2021			0.0032 (J)		
8/18/2021	0.0035 (J)	<0.005	<0.005	0.0081	
8/19/2021					0.017
2/23/2022	<0.005	<0.005	<0.005	<0.005	<0.005
8/2/2022			0.0052		
8/3/2022	0.0073	0.0046 (J)		0.0071	0.0057
2/7/2023	0.0055			<0.005	
2/8/2023		<0.005	<0.005		<0.005
8/2/2023	0.0062	0.0046 (J)	0.0061	0.0036 (J)	0.0051
2/7/2024	0.0033 (J)	<0.005	<0.005		<0.005
2/8/2024				0.004 (J)	
8/14/2024	0.0029 (J)	<0.005	<0.005	0.017	<0.005
2/4/2025		<0.005			<0.005
2/5/2025	0.003 (J)		<0.005	<0.005	

ND substitution: RL or RL/2 if <15% NDs.

Time Series

Constituent: Zinc (mg/L) Analysis Run 1/8/2026 2:06 PM

Plant McIntosh Client: Southern Company Data: McIntosh LF 4

	GWC-20	GWC-21	GWC-23	GWC-9
8/25/2004				<0.005
9/11/2004				<0.005
9/26/2004				<0.005
10/13/2004				<0.005
7/12/2005				<0.005
12/8/2005				<0.005
6/25/2006				<0.005
11/29/2006				0.0034
6/20/2007				0.0049
7/6/2007				0.0049
12/13/2007				<0.005
6/20/2008				0.006
12/7/2008				0.0043
7/9/2009				<0.005
12/29/2009				0.0061
6/22/2010				<0.005
1/5/2011				<0.005
7/9/2011				0.0077
1/21/2012				0.0032
7/11/2012				<0.005
1/19/2013				<0.005
7/18/2013				<0.005
1/15/2014				0.0036
7/10/2014				0.0024 (J)
1/16/2015				0.0055
6/20/2015				<0.005
12/9/2015	0.0035	0.0016 (J)		
12/14/2015	0.0056	0.0015 (J)		
12/29/2015	0.0084	<0.005		
1/14/2016	0.0048	0.0052		<0.005
1/25/2016	0.0069	0.0017 (J)		
6/15/2016				0.0037 (J)
6/16/2016	0.0048 (J)	0.0097 (J)	0.0098 (J)	
1/12/2017		<0.005		
1/13/2017	<0.005			<0.005
1/17/2017			<0.005	
7/24/2017				<0.005
7/25/2017	<0.005	<0.005	0.0069 (J)	
1/11/2018		<0.005		
1/12/2018	<0.005		<0.005	<0.005
7/11/2018	<0.005	<0.005		
7/12/2018			<0.005	<0.005
1/29/2019	<0.005			
1/30/2019		0.0025 (J)	0.0049 (J)	0.051
3/27/2019	<0.005	<0.005	<0.005	<0.005
9/11/2019	0.0073	0.0063	0.0086	0.0058
4/1/2020	<0.005	0.0032 (J)	0.0033 (J)	<0.005
9/15/2020	0.0044 (J)	<0.005	0.004 (J)	
9/16/2020				0.0035 (J)
3/16/2021	<0.005			
3/17/2021		<0.005	0.0033 (J)	<0.005
8/19/2021	<0.005	<0.005	0.0081	<0.005

ND substitution: RL or RL/2 if <15% NDs.

Time Series

Constituent: Zinc (mg/L) Analysis Run 1/8/2026 2:06 PM

Plant McIntosh Client: Southern Company Data: McIntosh LF 4

	GWC-20	GWC-21	GWC-23	GWC-9
2/22/2022	0.0034 (J)			
2/23/2022		0.004 (J)	0.017	<0.005
8/3/2022	0.0042 (J)			0.005
8/4/2022		0.016	0.016	
2/8/2023	<0.005	<0.005	0.0046 (J)	<0.005
8/2/2023	0.004 (J)			0.0032 (J)
8/3/2023		0.0047 (J)	0.0049 (J)	
2/7/2024	<0.005	<0.005	0.0035 (J)	<0.005
8/14/2024	<0.005	<0.005	<0.005	<0.005
2/5/2025	<0.005	0.0034 (J)	<0.005	<0.005

ND substitution: RL or RL/2 if <15% NDs.

FIGURE B.

Sanitas™ v.10.1.03a Software licensed to Groundwater Stats Consulting. UG

Box & Whiskers Plot

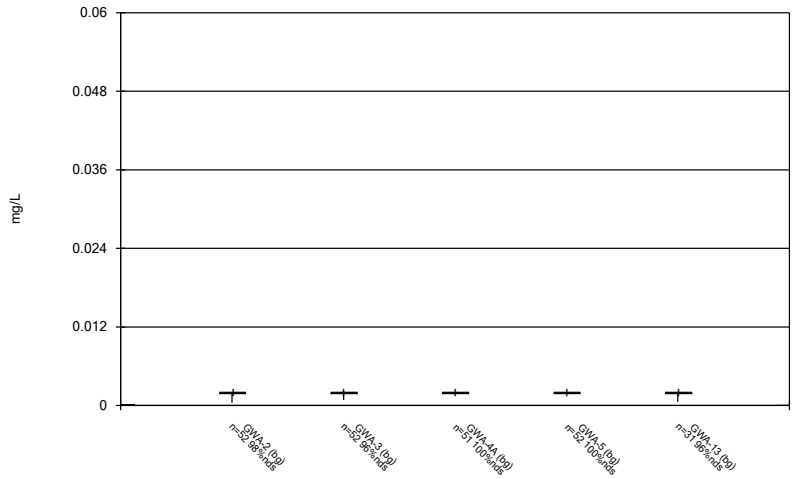

Constituent: Antimony Analysis Run 1/8/2026 2:08 PM
Plant McIntosh Client: Southern Company Data: McIntosh LF 4

Sanitas™ v.10.1.03a Software licensed to Groundwater Stats Consulting. UG

Box & Whiskers Plot

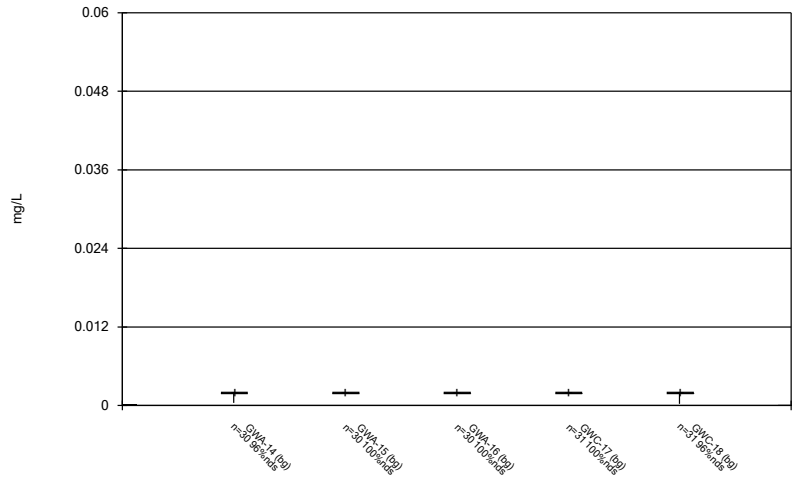

Constituent: Antimony Analysis Run 1/8/2026 2:08 PM
Plant McIntosh Client: Southern Company Data: McIntosh LF 4

Sanitas™ v.10.1.03a Software licensed to Groundwater Stats Consulting. UG

Box & Whiskers Plot

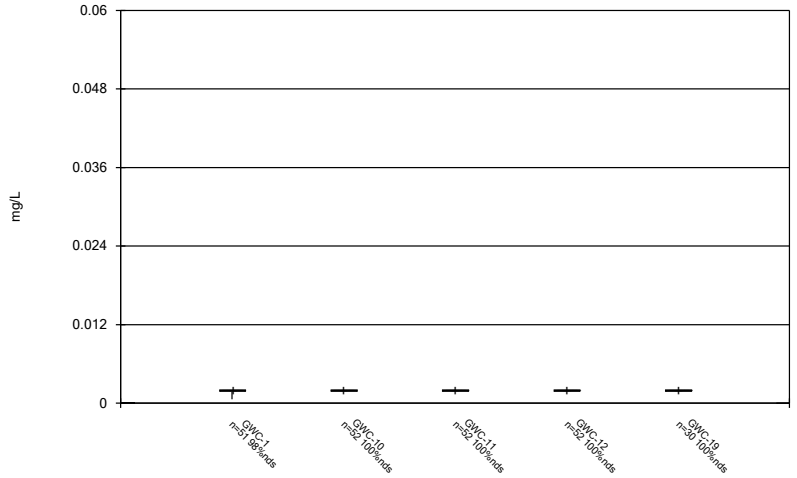

Constituent: Antimony Analysis Run 1/8/2026 2:08 PM
Plant McIntosh Client: Southern Company Data: McIntosh LF 4

Sanitas™ v.10.1.03a Software licensed to Groundwater Stats Consulting. UG

Box & Whiskers Plot

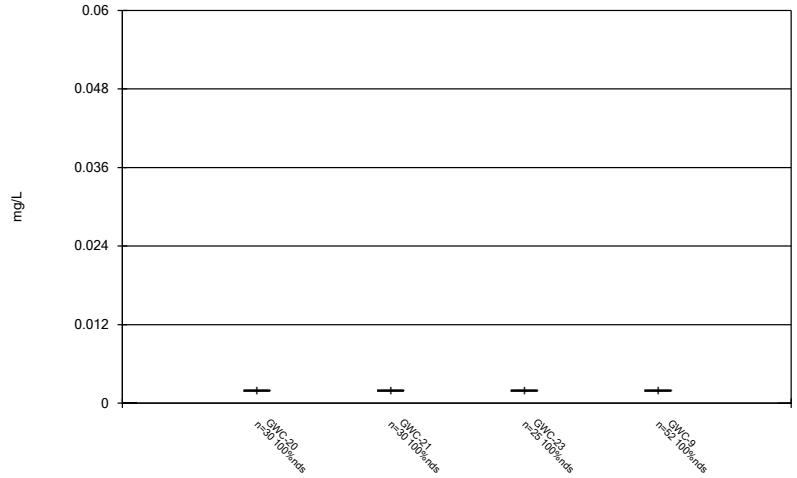

Constituent: Antimony Analysis Run 1/8/2026 2:08 PM
Plant McIntosh Client: Southern Company Data: McIntosh LF 4

Sanitas™ v.10.1.03a Software licensed to Groundwater Stats Consulting. UG

Box & Whiskers Plot

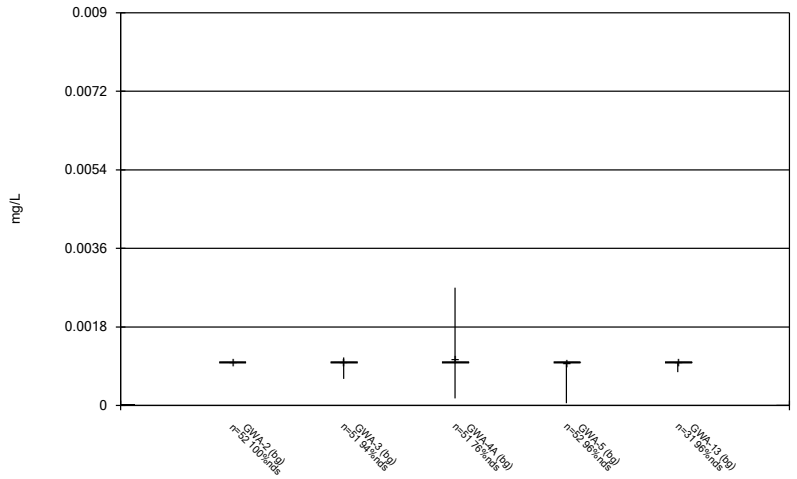

Constituent: Arsenic Analysis Run 1/8/2026 2:08 PM

Plant McIntosh Client: Southern Company Data: McIntosh LF 4

Sanitas™ v.10.1.03a Software licensed to Groundwater Stats Consulting. UG

Box & Whiskers Plot

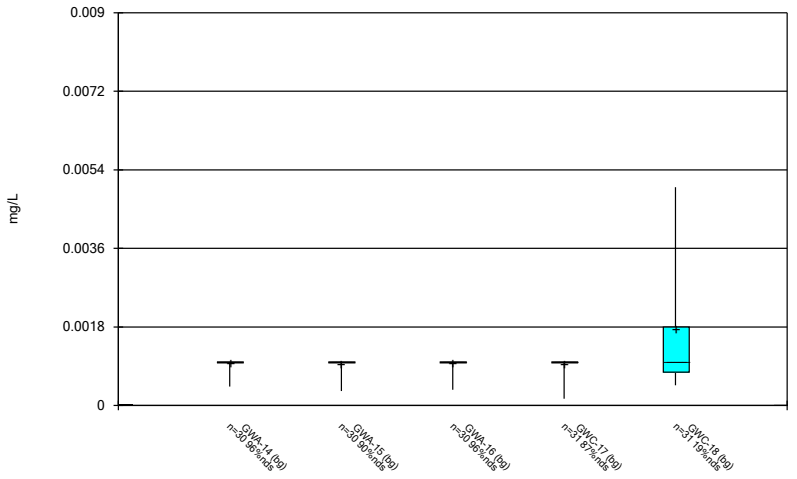

Constituent: Arsenic Analysis Run 1/8/2026 2:08 PM

Plant McIntosh Client: Southern Company Data: McIntosh LF 4

Sanitas™ v.10.1.03a Software licensed to Groundwater Stats Consulting. UG

Box & Whiskers Plot

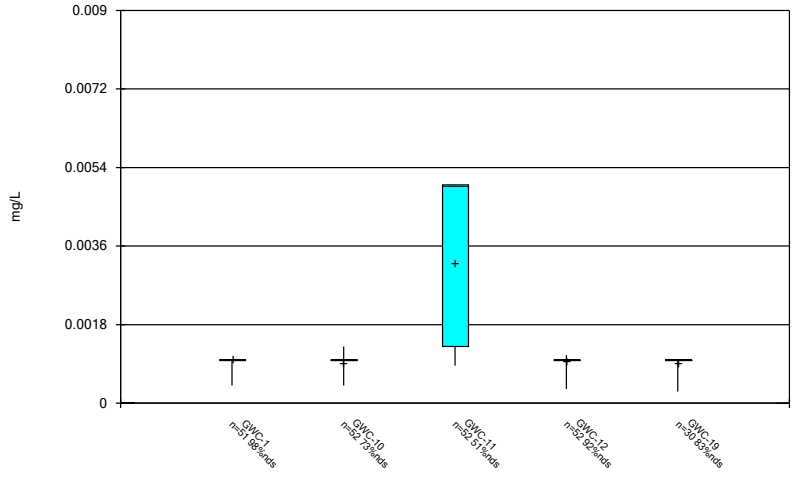

Constituent: Arsenic Analysis Run 1/8/2026 2:08 PM

Plant McIntosh Client: Southern Company Data: McIntosh LF 4

Sanitas™ v.10.1.03a Software licensed to Groundwater Stats Consulting. UG

Box & Whiskers Plot

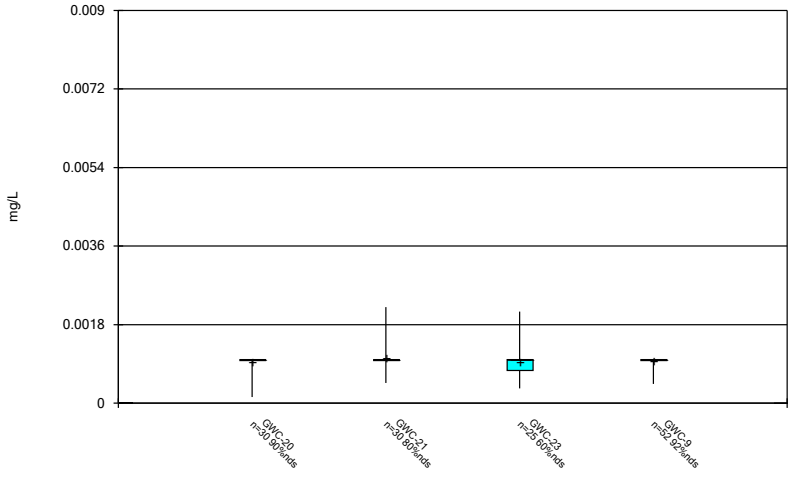

Constituent: Arsenic Analysis Run 1/8/2026 2:08 PM

Plant McIntosh Client: Southern Company Data: McIntosh LF 4

Sanitas™ v.10.1.03a Software licensed to Groundwater Stats Consulting. UG

Box & Whiskers Plot

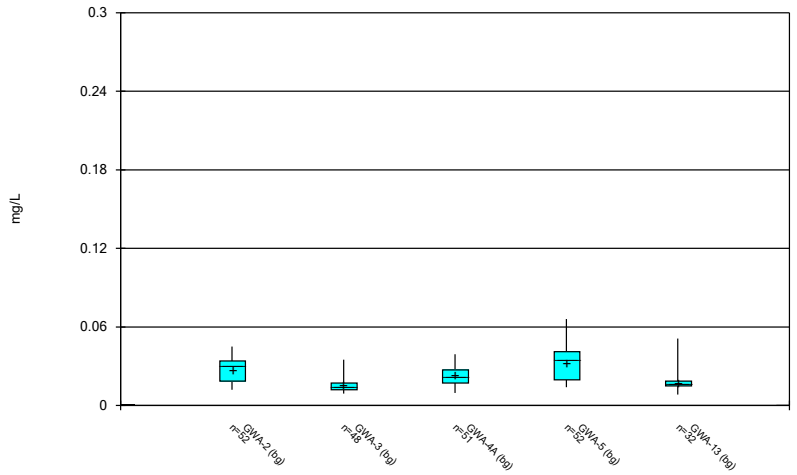

Constituent: Barium Analysis Run 1/8/2026 2:08 PM

Plant McIntosh Client: Southern Company Data: McIntosh LF 4

Sanitas™ v.10.1.03a Software licensed to Groundwater Stats Consulting. UG

Box & Whiskers Plot

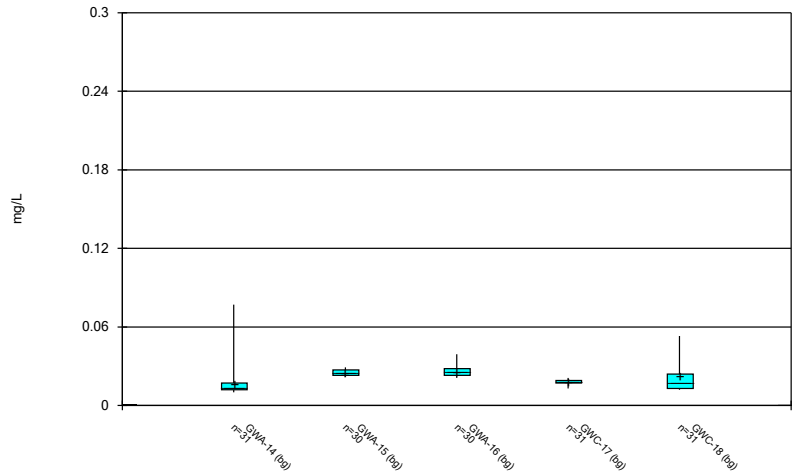

Constituent: Barium Analysis Run 1/8/2026 2:08 PM

Plant McIntosh Client: Southern Company Data: McIntosh LF 4

Sanitas™ v.10.1.03a Software licensed to Groundwater Stats Consulting. UG

Box & Whiskers Plot

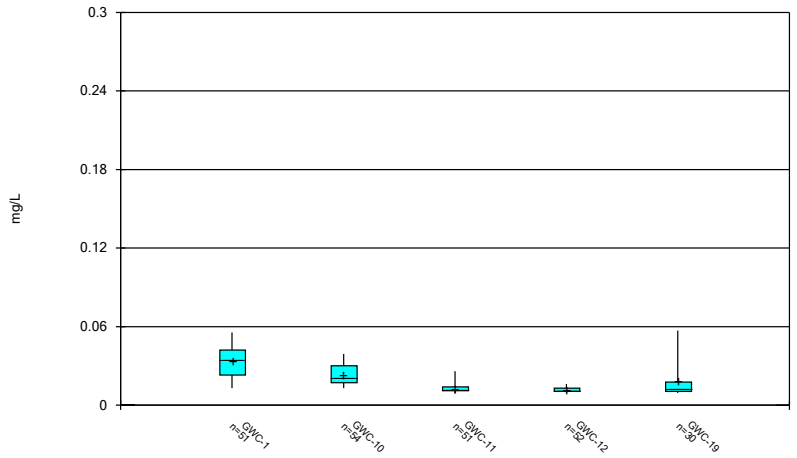

Constituent: Barium Analysis Run 1/8/2026 2:08 PM

Plant McIntosh Client: Southern Company Data: McIntosh LF 4

Sanitas™ v.10.1.03a Software licensed to Groundwater Stats Consulting. UG

Box & Whiskers Plot

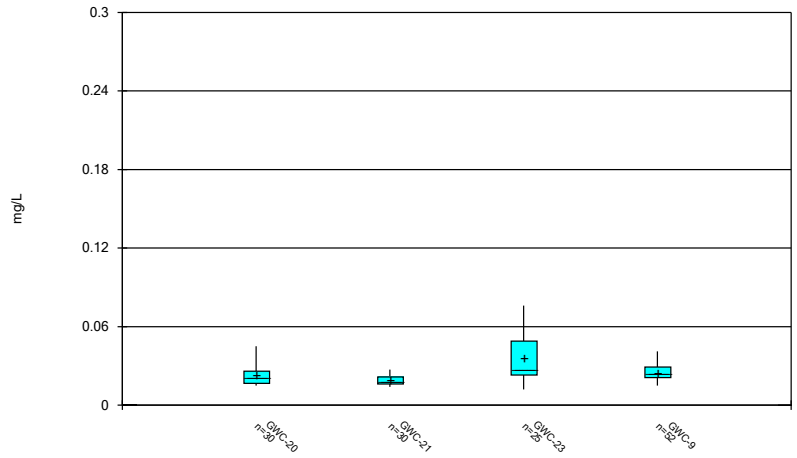

Constituent: Barium Analysis Run 1/8/2026 2:08 PM

Plant McIntosh Client: Southern Company Data: McIntosh LF 4

Sanitas™ v.10.1.03a Software licensed to Groundwater Stats Consulting. UG

Box & Whiskers Plot

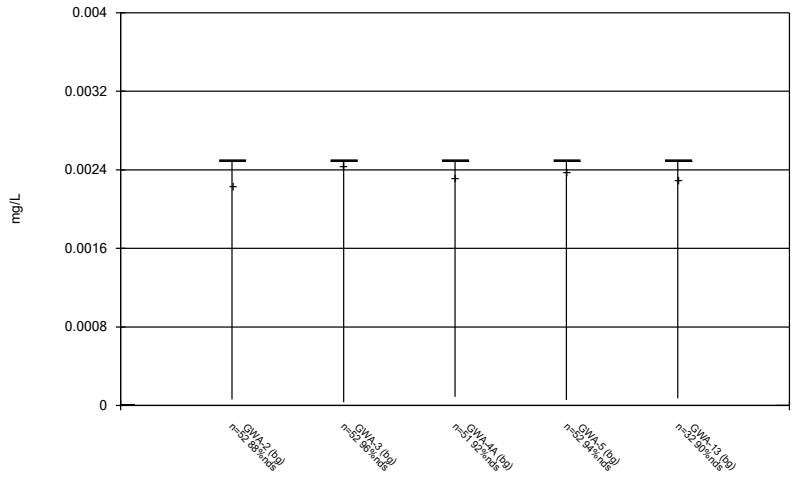

Constituent: Beryllium Analysis Run 1/8/2026 2:08 PM
Plant McIntosh Client: Southern Company Data: McIntosh LF 4

Sanitas™ v.10.1.03a Software licensed to Groundwater Stats Consulting. UG

Box & Whiskers Plot

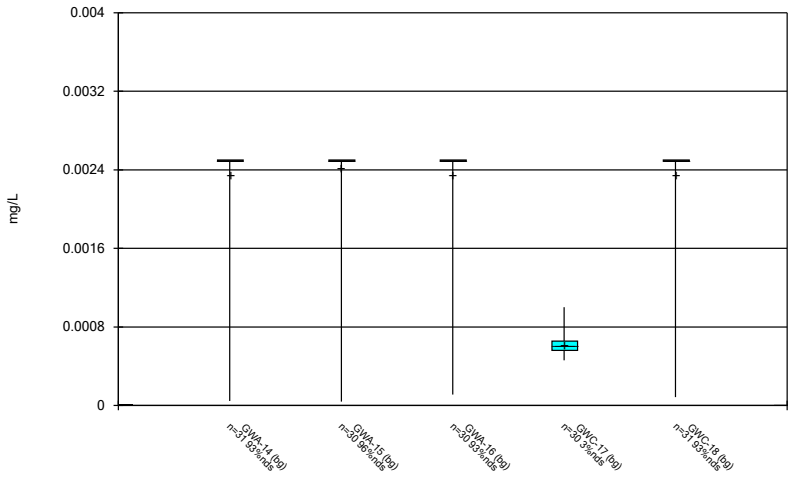

Constituent: Beryllium Analysis Run 1/8/2026 2:08 PM
Plant McIntosh Client: Southern Company Data: McIntosh LF 4

Sanitas™ v.10.1.03a Software licensed to Groundwater Stats Consulting. UG

Box & Whiskers Plot

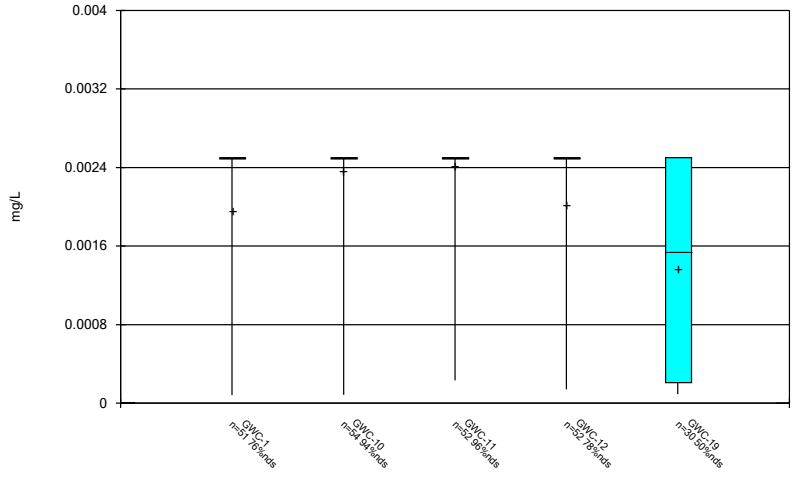

Constituent: Beryllium Analysis Run 1/8/2026 2:08 PM
Plant McIntosh Client: Southern Company Data: McIntosh LF 4

Sanitas™ v.10.1.03a Software licensed to Groundwater Stats Consulting. UG

Box & Whiskers Plot

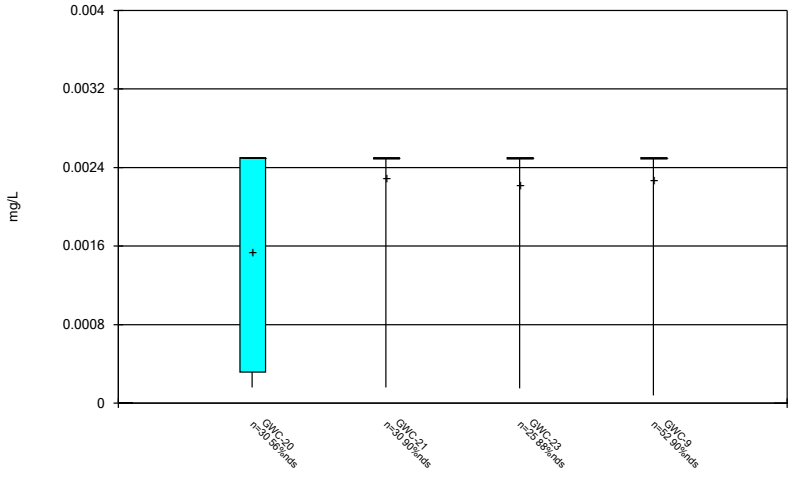

Constituent: Beryllium Analysis Run 1/8/2026 2:08 PM
Plant McIntosh Client: Southern Company Data: McIntosh LF 4

Sanitas™ v.10.1.03a Software licensed to Groundwater Stats Consulting. UG

Box & Whiskers Plot

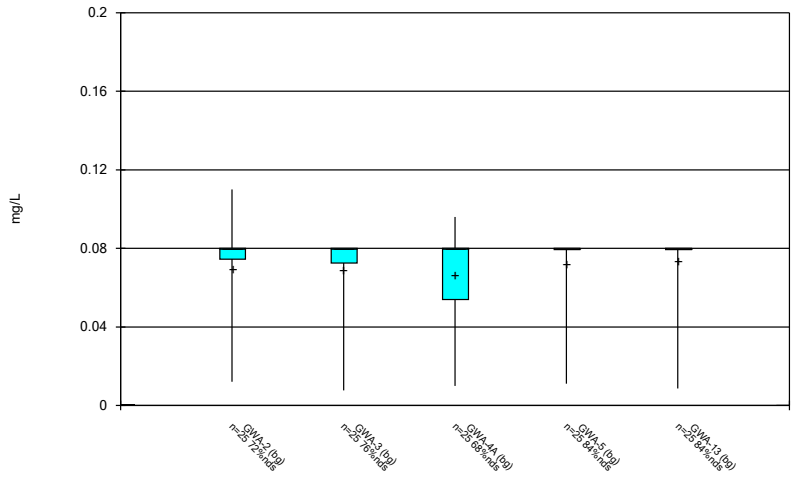

Constituent: Boron Analysis Run 1/8/2026 2:08 PM

Plant McIntosh Client: Southern Company Data: McIntosh LF 4

Sanitas™ v.10.1.03a Software licensed to Groundwater Stats Consulting. UG

Box & Whiskers Plot

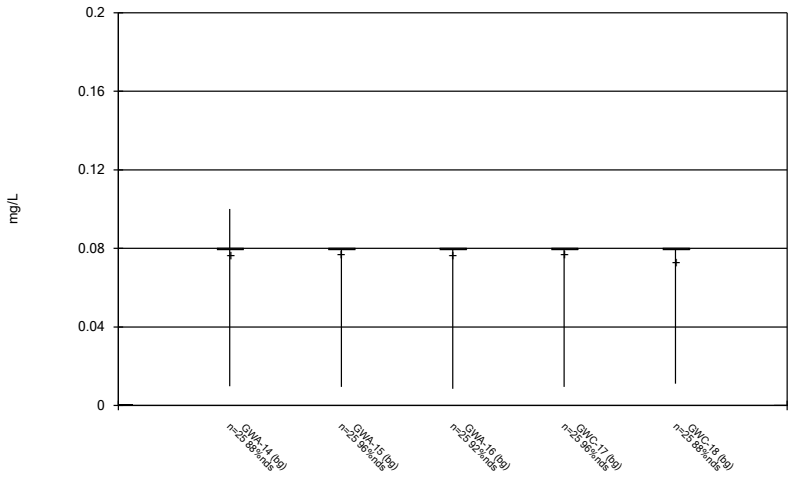

Constituent: Boron Analysis Run 1/8/2026 2:08 PM

Plant McIntosh Client: Southern Company Data: McIntosh LF 4

Sanitas™ v.10.1.03a Software licensed to Groundwater Stats Consulting. UG

Box & Whiskers Plot

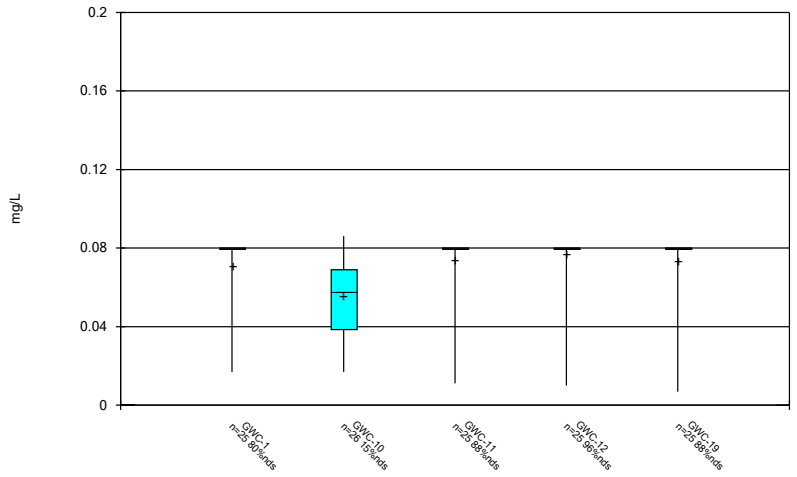

Constituent: Boron Analysis Run 1/8/2026 2:08 PM

Plant McIntosh Client: Southern Company Data: McIntosh LF 4

Sanitas™ v.10.1.03a Software licensed to Groundwater Stats Consulting. UG

Box & Whiskers Plot

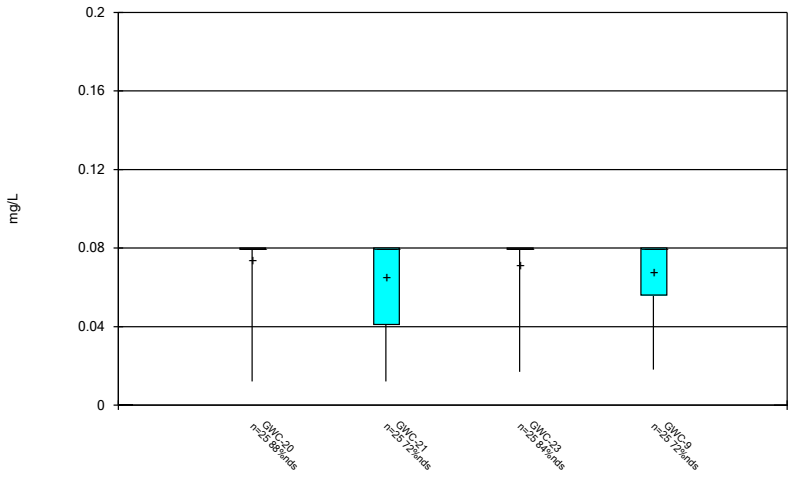

Constituent: Boron Analysis Run 1/8/2026 2:08 PM

Plant McIntosh Client: Southern Company Data: McIntosh LF 4

Sanitas™ v.10.1.03a Software licensed to Groundwater Stats Consulting. UG

Box & Whiskers Plot

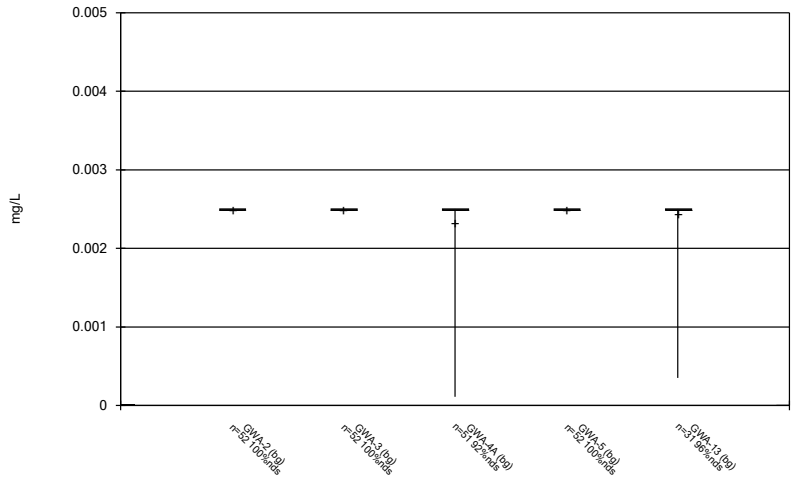

Constituent: Cadmium Analysis Run 1/8/2026 2:08 PM

Plant McIntosh Client: Southern Company Data: McIntosh LF 4

Sanitas™ v.10.1.03a Software licensed to Groundwater Stats Consulting. UG

Box & Whiskers Plot

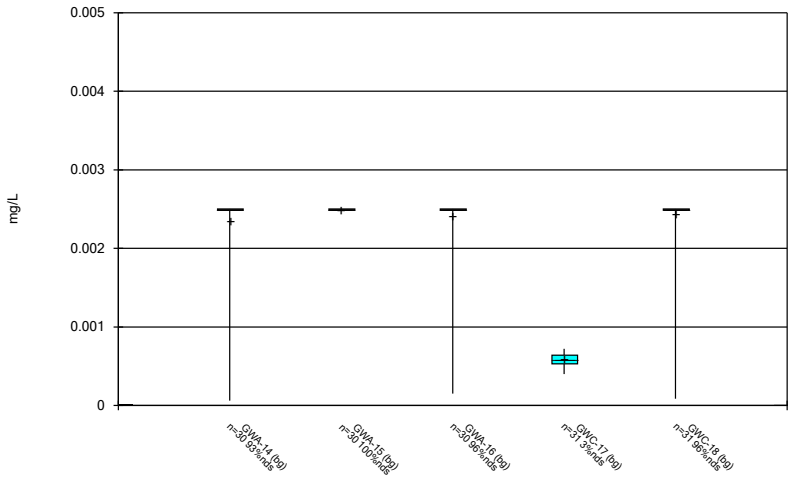

Constituent: Cadmium Analysis Run 1/8/2026 2:08 PM

Plant McIntosh Client: Southern Company Data: McIntosh LF 4

Sanitas™ v.10.1.03a Software licensed to Groundwater Stats Consulting. UG

Box & Whiskers Plot

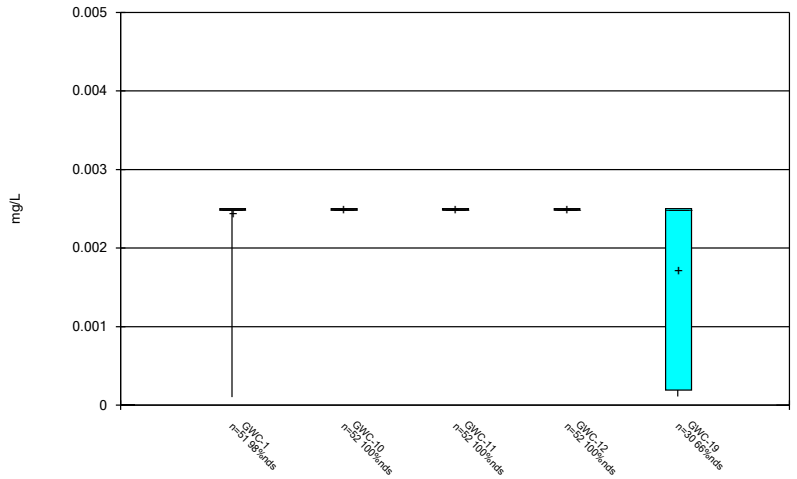

Constituent: Cadmium Analysis Run 1/8/2026 2:08 PM

Plant McIntosh Client: Southern Company Data: McIntosh LF 4

Sanitas™ v.10.1.03a Software licensed to Groundwater Stats Consulting. UG

Box & Whiskers Plot

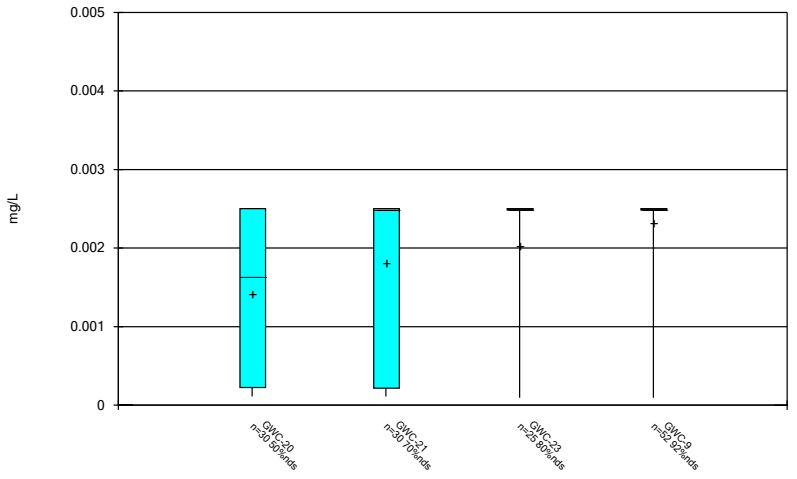

Constituent: Cadmium Analysis Run 1/8/2026 2:08 PM

Plant McIntosh Client: Southern Company Data: McIntosh LF 4

Sanitas™ v.10.1.03a Software licensed to Groundwater Stats Consulting. UG

Box & Whiskers Plot

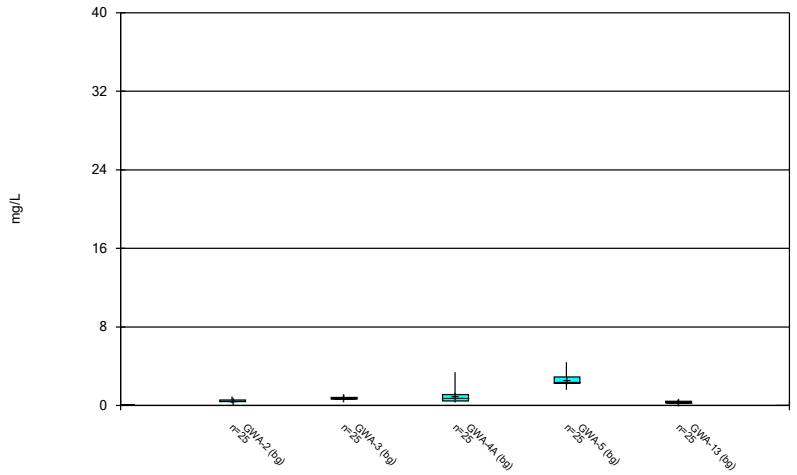

Constituent: Calcium Analysis Run 1/8/2026 2:08 PM

Plant McIntosh Client: Southern Company Data: McIntosh LF 4

Sanitas™ v.10.1.03a Software licensed to Groundwater Stats Consulting. UG

Box & Whiskers Plot

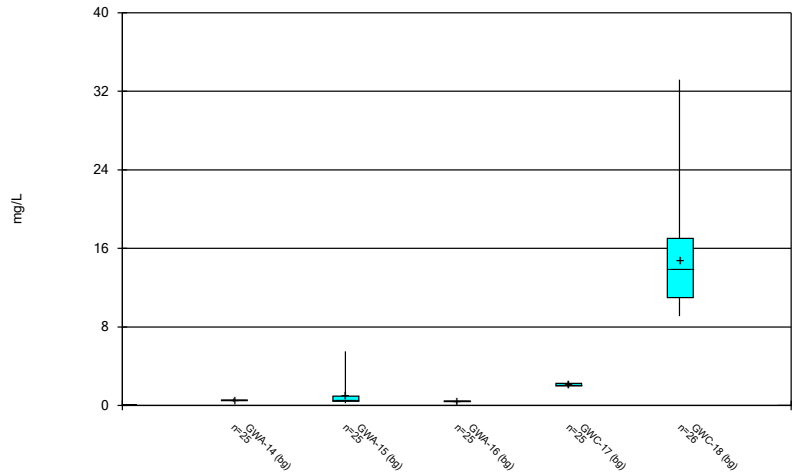

Constituent: Calcium Analysis Run 1/8/2026 2:08 PM

Plant McIntosh Client: Southern Company Data: McIntosh LF 4

Sanitas™ v.10.1.03a Software licensed to Groundwater Stats Consulting. UG

Box & Whiskers Plot

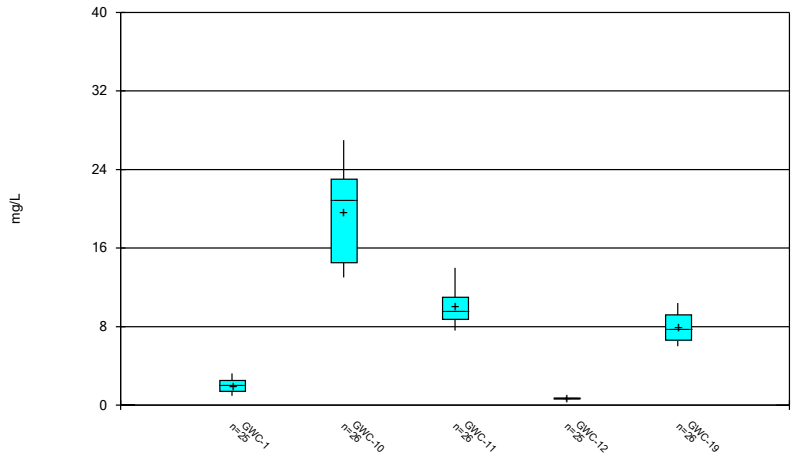

Constituent: Calcium Analysis Run 1/8/2026 2:09 PM

Plant McIntosh Client: Southern Company Data: McIntosh LF 4

Sanitas™ v.10.1.03a Software licensed to Groundwater Stats Consulting. UG

Box & Whiskers Plot

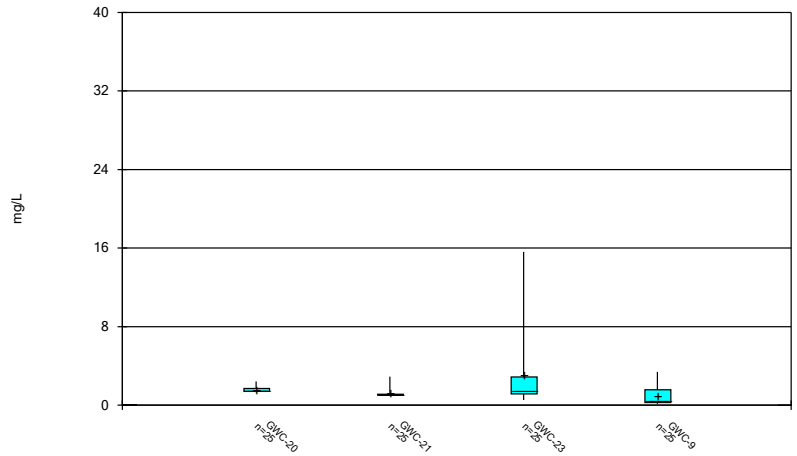

Constituent: Calcium Analysis Run 1/8/2026 2:09 PM

Plant McIntosh Client: Southern Company Data: McIntosh LF 4

Sanitas™ v.10.1.03a Software licensed to Groundwater Stats Consulting. UG

Box & Whiskers Plot

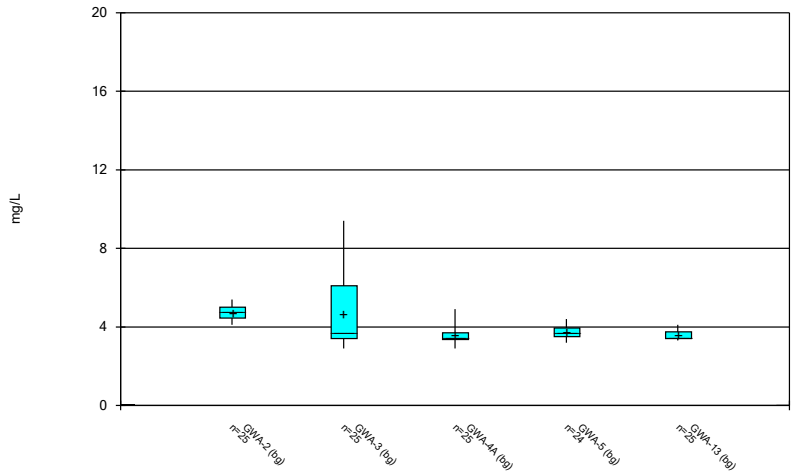

Constituent: Chloride Analysis Run 1/8/2026 2:09 PM

Plant McIntosh Client: Southern Company Data: McIntosh LF 4

Sanitas™ v.10.1.03a Software licensed to Groundwater Stats Consulting. UG

Box & Whiskers Plot

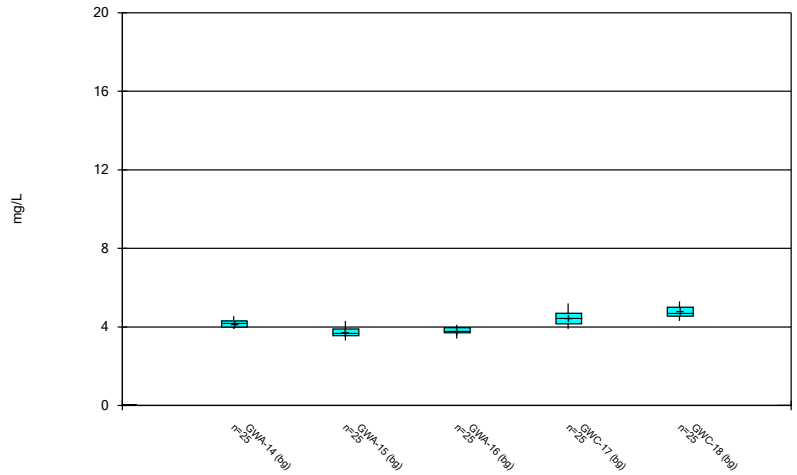

Constituent: Chloride Analysis Run 1/8/2026 2:09 PM

Plant McIntosh Client: Southern Company Data: McIntosh LF 4

Sanitas™ v.10.1.03a Software licensed to Groundwater Stats Consulting. UG

Box & Whiskers Plot

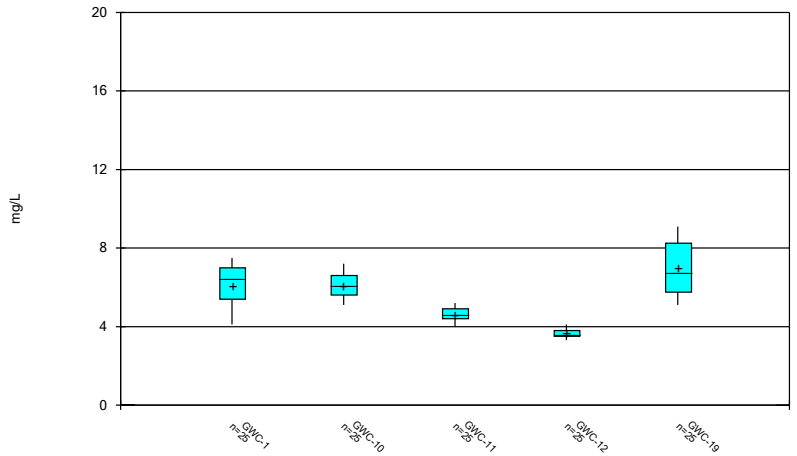

Constituent: Chloride Analysis Run 1/8/2026 2:09 PM

Plant McIntosh Client: Southern Company Data: McIntosh LF 4

Sanitas™ v.10.1.03a Software licensed to Groundwater Stats Consulting. UG

Box & Whiskers Plot

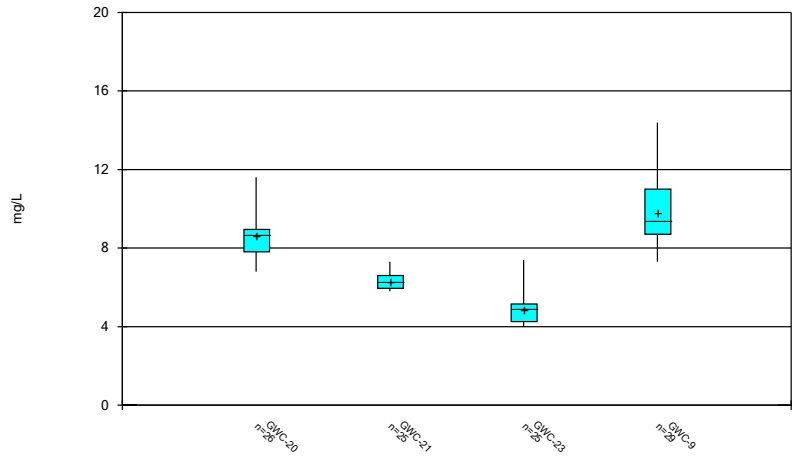

Constituent: Chloride Analysis Run 1/8/2026 2:09 PM

Plant McIntosh Client: Southern Company Data: McIntosh LF 4

Sanitas™ v.10.1.03a Software licensed to Groundwater Stats Consulting. UG

Box & Whiskers Plot

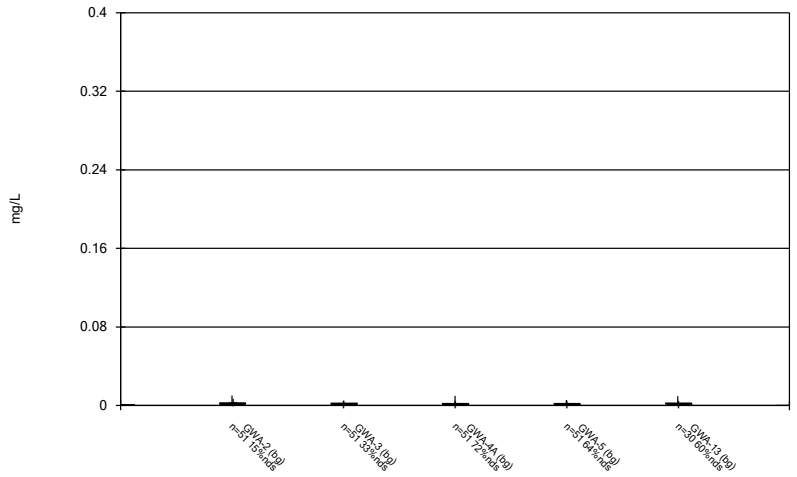

Constituent: Chromium Analysis Run 1/8/2026 2:09 PM
Plant McIntosh Client: Southern Company Data: McIntosh LF 4

Sanitas™ v.10.1.03a Software licensed to Groundwater Stats Consulting. UG

Box & Whiskers Plot

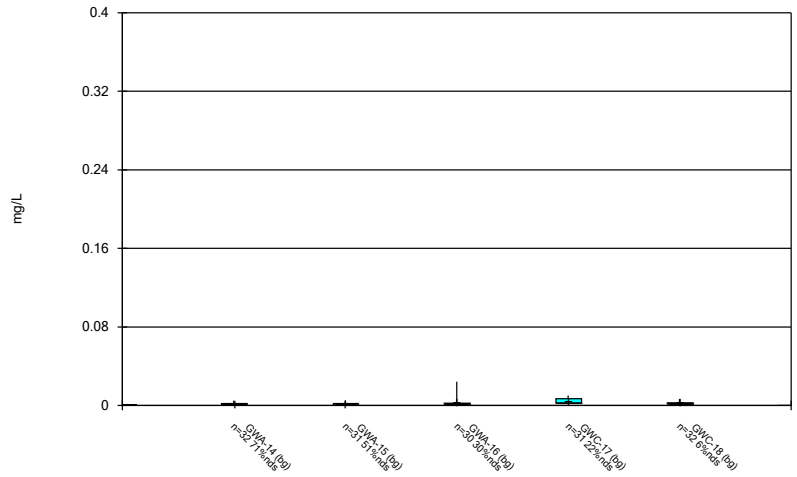

Constituent: Chromium Analysis Run 1/8/2026 2:09 PM
Plant McIntosh Client: Southern Company Data: McIntosh LF 4

Sanitas™ v.10.1.03a Software licensed to Groundwater Stats Consulting. UG

Box & Whiskers Plot

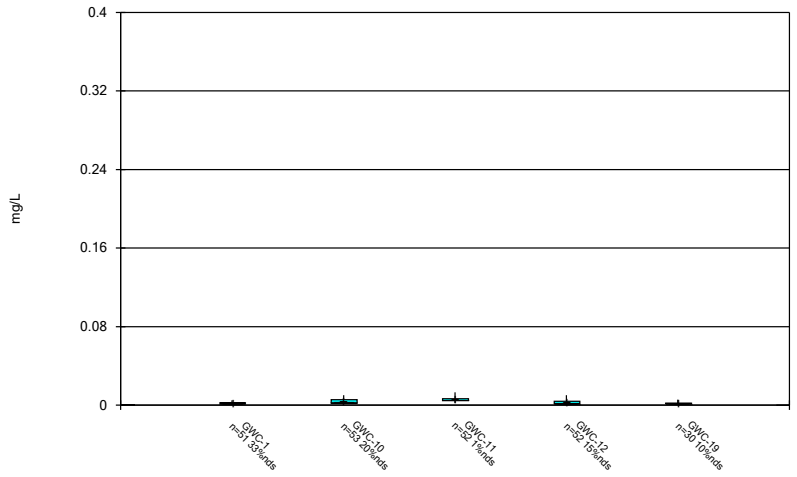

Constituent: Chromium Analysis Run 1/8/2026 2:09 PM
Plant McIntosh Client: Southern Company Data: McIntosh LF 4

Sanitas™ v.10.1.03a Software licensed to Groundwater Stats Consulting. UG

Box & Whiskers Plot

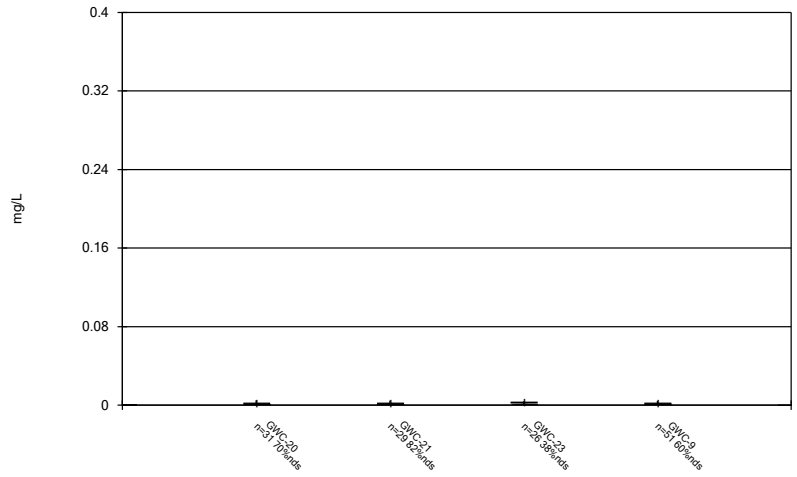

Constituent: Chromium Analysis Run 1/8/2026 2:09 PM
Plant McIntosh Client: Southern Company Data: McIntosh LF 4

Sanitas™ v.10.1.03a Software licensed to Groundwater Stats Consulting. UG

Box & Whiskers Plot

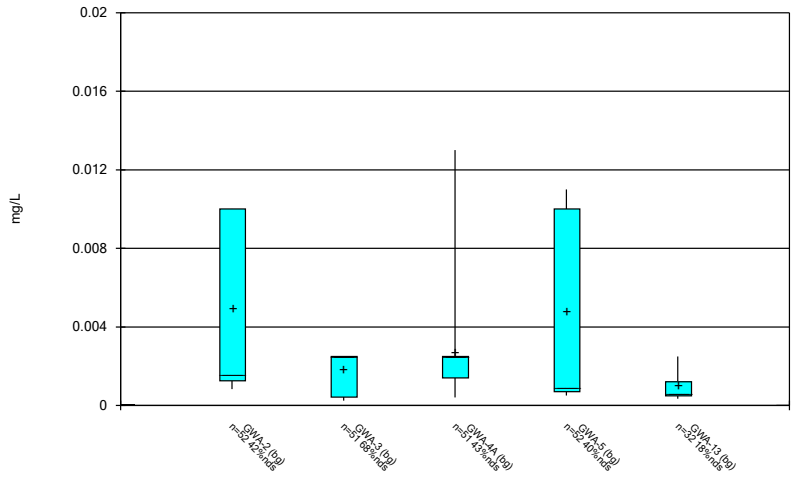

Constituent: Cobalt Analysis Run 1/8/2026 2:09 PM

Plant McIntosh Client: Southern Company Data: McIntosh LF 4

Sanitas™ v.10.1.03a Software licensed to Groundwater Stats Consulting. UG

Box & Whiskers Plot

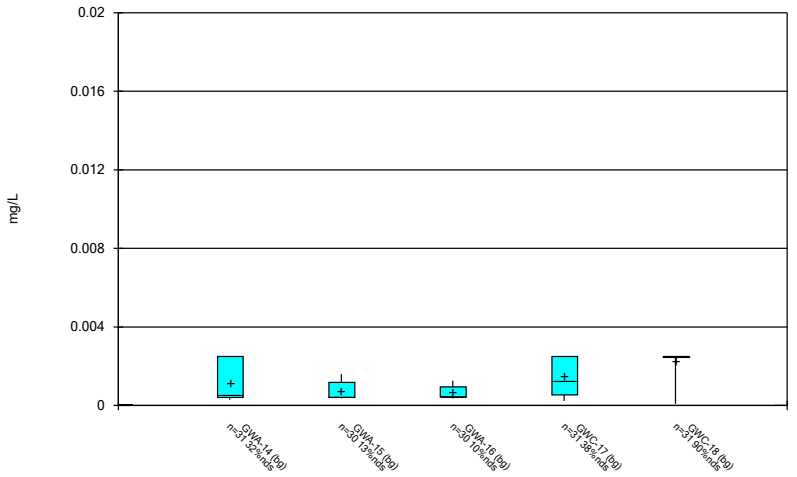

Constituent: Cobalt Analysis Run 1/8/2026 2:09 PM

Plant McIntosh Client: Southern Company Data: McIntosh LF 4

Sanitas™ v.10.1.03a Software licensed to Groundwater Stats Consulting. UG

Box & Whiskers Plot

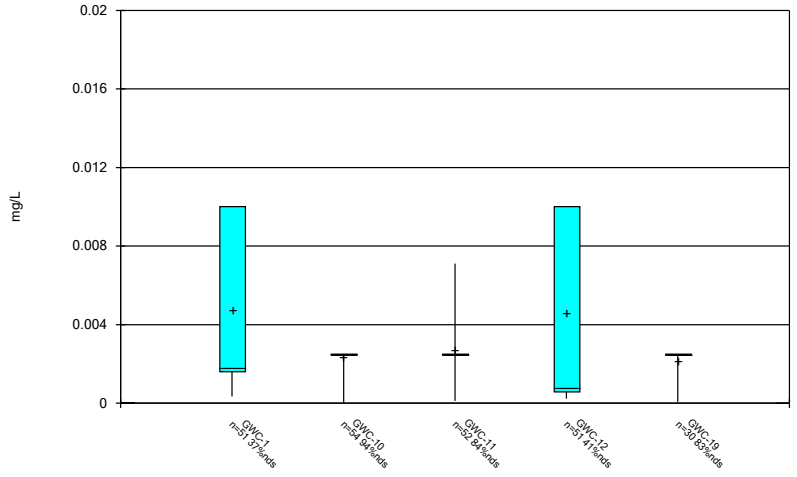

Constituent: Cobalt Analysis Run 1/8/2026 2:09 PM

Plant McIntosh Client: Southern Company Data: McIntosh LF 4

Sanitas™ v.10.1.03a Software licensed to Groundwater Stats Consulting. UG

Box & Whiskers Plot

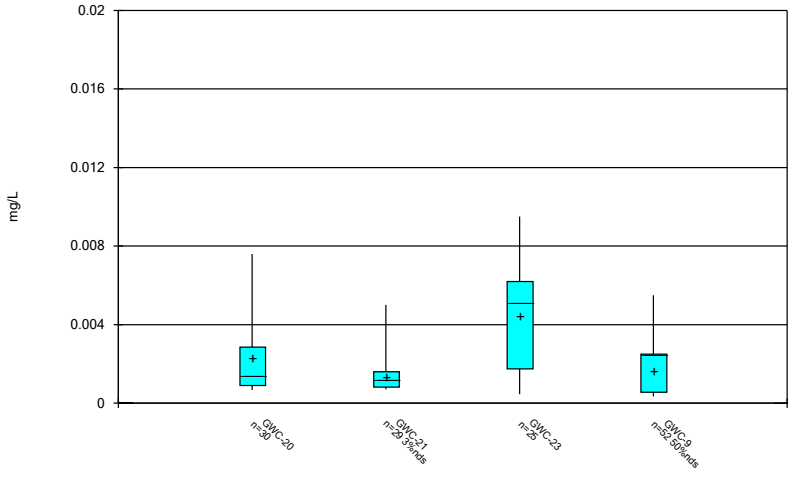

Constituent: Cobalt Analysis Run 1/8/2026 2:09 PM

Plant McIntosh Client: Southern Company Data: McIntosh LF 4

Sanitas™ v.10.1.03a Software licensed to Groundwater Stats Consulting. UG

Box & Whiskers Plot

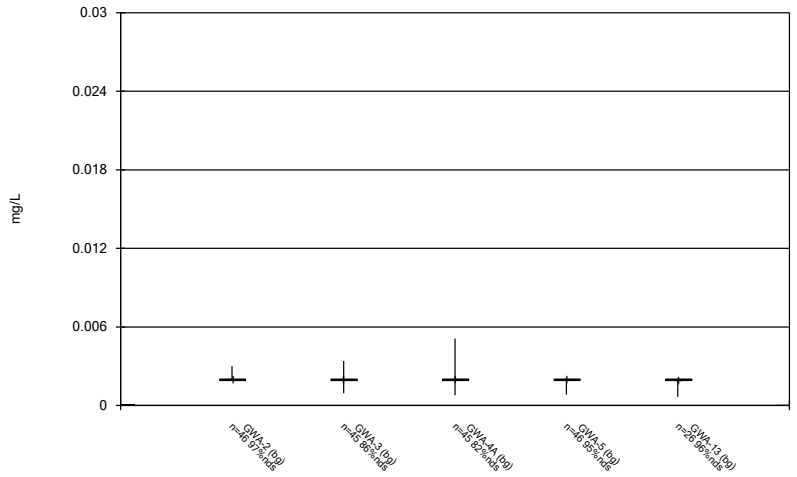

Constituent: Copper Analysis Run 1/8/2026 2:09 PM

Plant McIntosh Client: Southern Company Data: McIntosh LF 4

Sanitas™ v.10.1.03a Software licensed to Groundwater Stats Consulting. UG

Box & Whiskers Plot

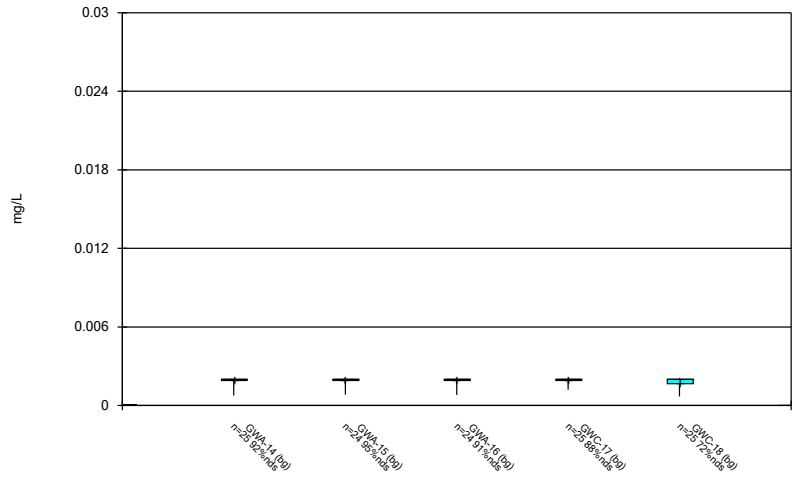

Constituent: Copper Analysis Run 1/8/2026 2:09 PM

Plant McIntosh Client: Southern Company Data: McIntosh LF 4

Sanitas™ v.10.1.03a Software licensed to Groundwater Stats Consulting. UG

Box & Whiskers Plot

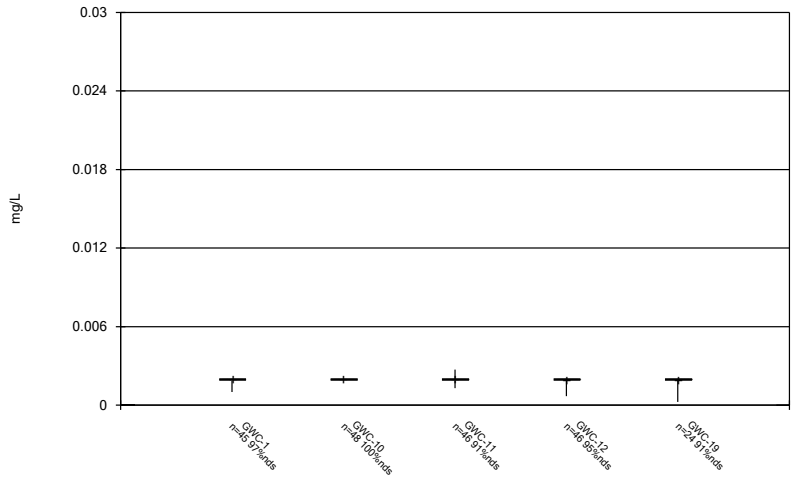

Constituent: Copper Analysis Run 1/8/2026 2:09 PM

Plant McIntosh Client: Southern Company Data: McIntosh LF 4

Sanitas™ v.10.1.03a Software licensed to Groundwater Stats Consulting. UG

Box & Whiskers Plot

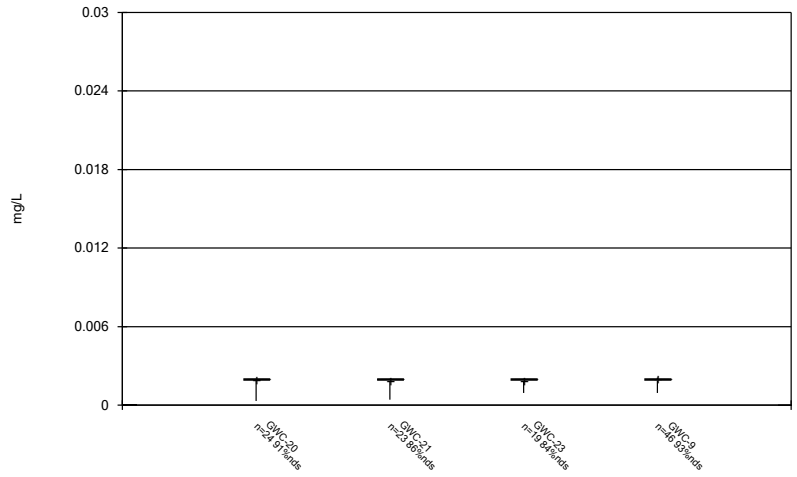

Constituent: Copper Analysis Run 1/8/2026 2:09 PM

Plant McIntosh Client: Southern Company Data: McIntosh LF 4

Sanitas™ v.10.1.03a Software licensed to Groundwater Stats Consulting. UG

Box & Whiskers Plot

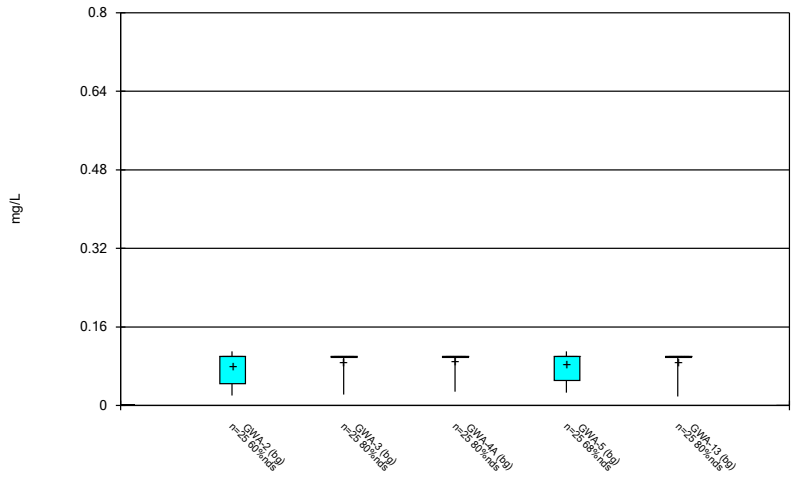

Constituent: Fluoride Analysis Run 1/8/2026 2:09 PM

Plant McIntosh Client: Southern Company Data: McIntosh LF 4

Sanitas™ v.10.1.03a Software licensed to Groundwater Stats Consulting. UG

Box & Whiskers Plot

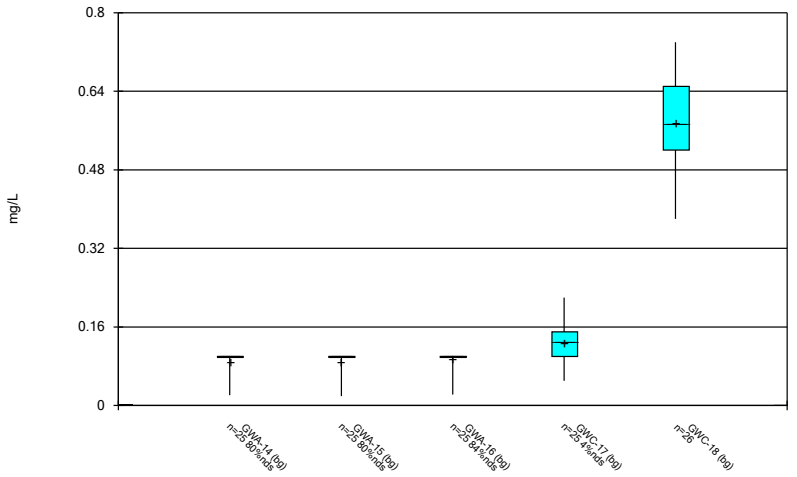

Constituent: Fluoride Analysis Run 1/8/2026 2:09 PM

Plant McIntosh Client: Southern Company Data: McIntosh LF 4

Sanitas™ v.10.1.03a Software licensed to Groundwater Stats Consulting. UG

Box & Whiskers Plot

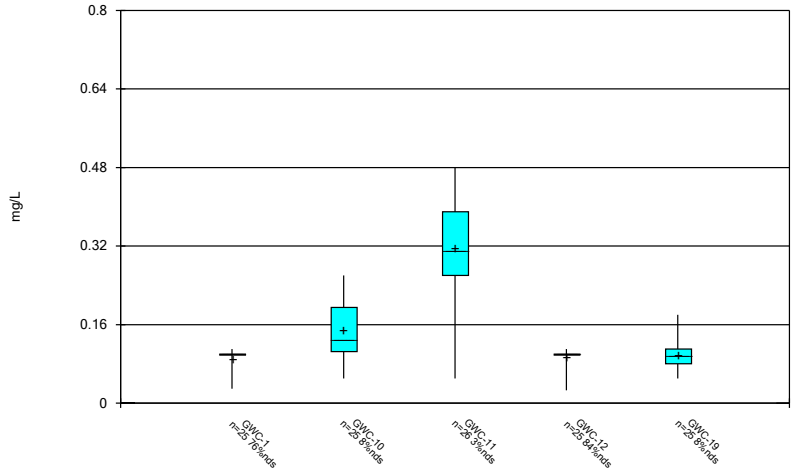

Constituent: Fluoride Analysis Run 1/8/2026 2:09 PM

Plant McIntosh Client: Southern Company Data: McIntosh LF 4

Sanitas™ v.10.1.03a Software licensed to Groundwater Stats Consulting. UG

Box & Whiskers Plot

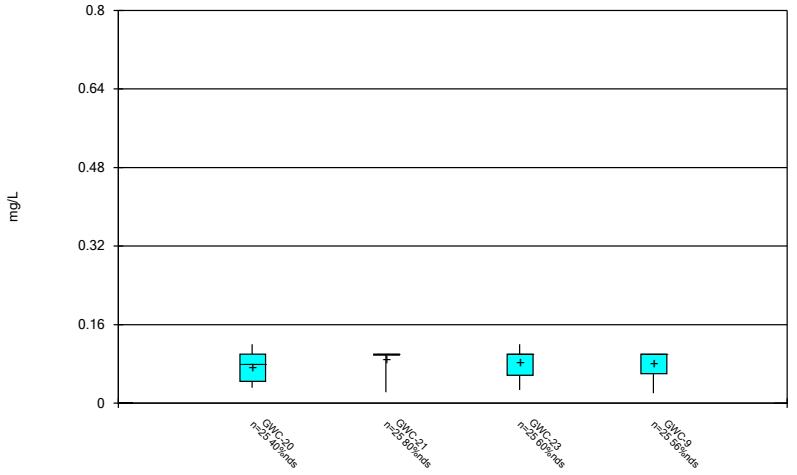

Constituent: Fluoride Analysis Run 1/8/2026 2:09 PM

Plant McIntosh Client: Southern Company Data: McIntosh LF 4

Sanitas™ v.10.1.03a Software licensed to Groundwater Stats Consulting. UG

Box & Whiskers Plot

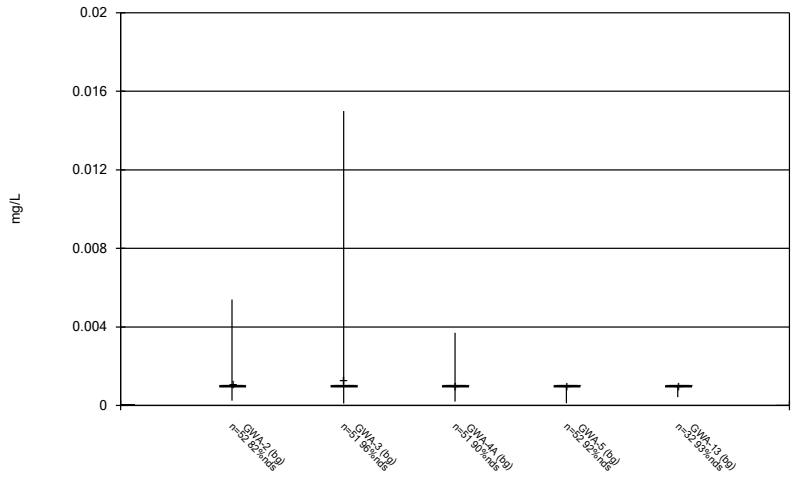

Constituent: Lead Analysis Run 1/8/2026 2:09 PM

Plant McIntosh Client: Southern Company Data: McIntosh LF 4

Sanitas™ v.10.1.03a Software licensed to Groundwater Stats Consulting. UG

Box & Whiskers Plot

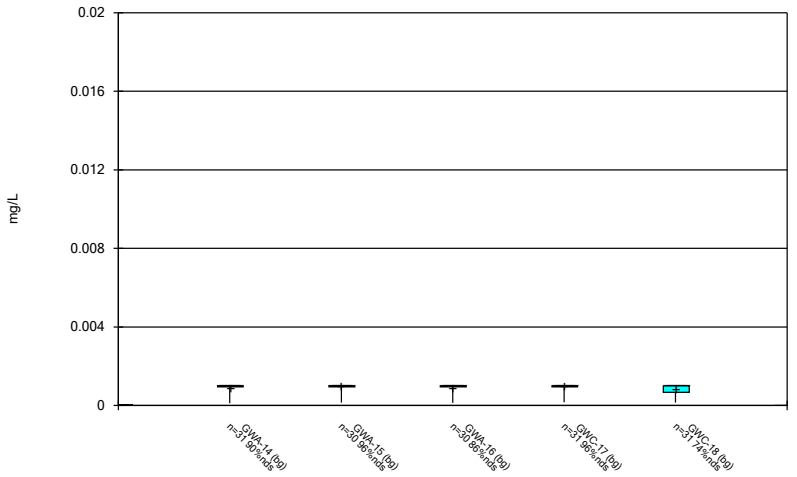

Constituent: Lead Analysis Run 1/8/2026 2:09 PM

Plant McIntosh Client: Southern Company Data: McIntosh LF 4

Sanitas™ v.10.1.03a Software licensed to Groundwater Stats Consulting. UG

Box & Whiskers Plot

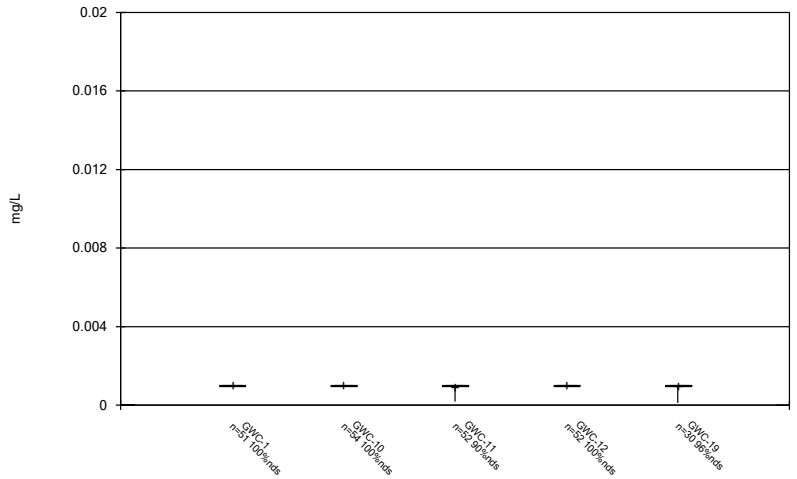

Constituent: Lead Analysis Run 1/8/2026 2:09 PM

Plant McIntosh Client: Southern Company Data: McIntosh LF 4

Sanitas™ v.10.1.03a Software licensed to Groundwater Stats Consulting. UG

Box & Whiskers Plot

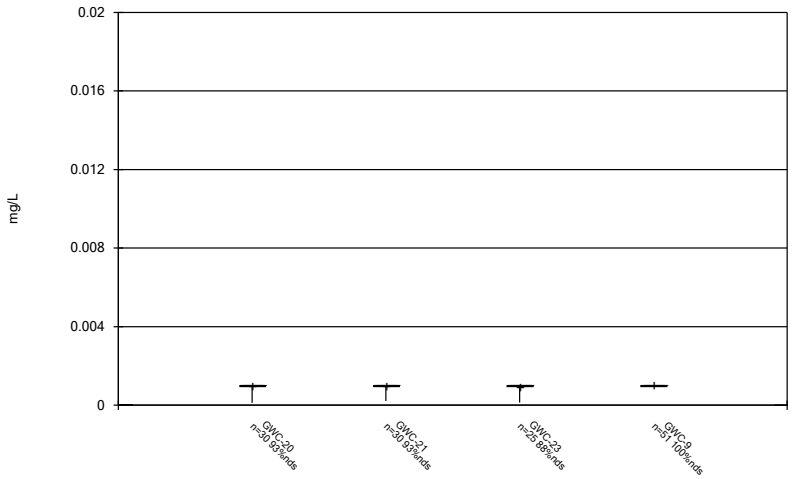

Constituent: Lead Analysis Run 1/8/2026 2:09 PM

Plant McIntosh Client: Southern Company Data: McIntosh LF 4

Sanitas™ v.10.1.03a Software licensed to Groundwater Stats Consulting. UG

Box & Whiskers Plot

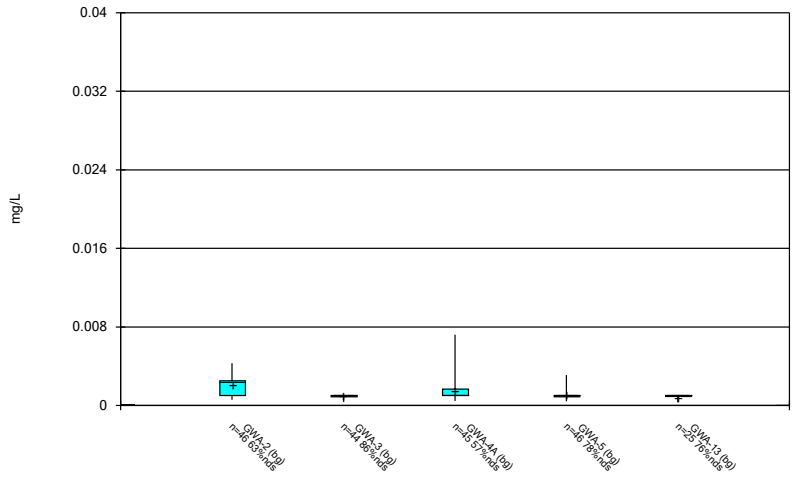

Constituent: Nickel Analysis Run 1/8/2026 2:09 PM

Plant McIntosh Client: Southern Company Data: McIntosh LF 4

Sanitas™ v.10.1.03a Software licensed to Groundwater Stats Consulting. UG

Box & Whiskers Plot

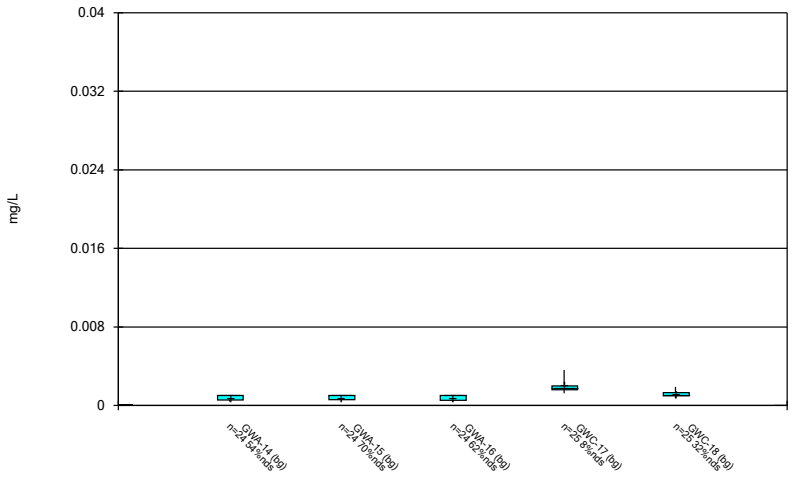

Constituent: Nickel Analysis Run 1/8/2026 2:09 PM

Plant McIntosh Client: Southern Company Data: McIntosh LF 4

Sanitas™ v.10.1.03a Software licensed to Groundwater Stats Consulting. UG

Box & Whiskers Plot

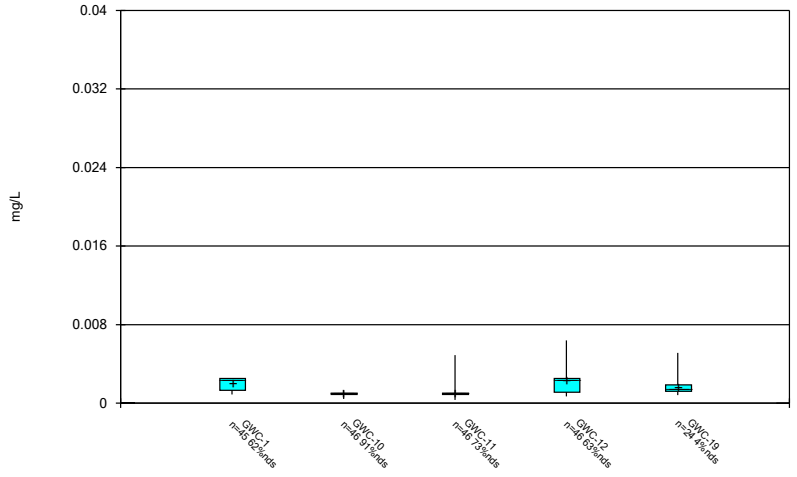

Constituent: Nickel Analysis Run 1/8/2026 2:09 PM

Plant McIntosh Client: Southern Company Data: McIntosh LF 4

Sanitas™ v.10.1.03a Software licensed to Groundwater Stats Consulting. UG

Box & Whiskers Plot

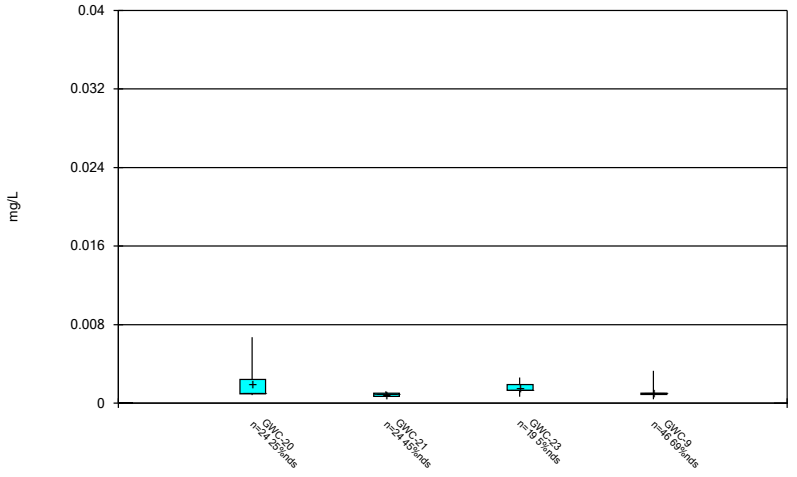

Constituent: Nickel Analysis Run 1/8/2026 2:09 PM

Plant McIntosh Client: Southern Company Data: McIntosh LF 4

Sanitas™ v.10.1.03a Software licensed to Groundwater Stats Consulting. UG

Box & Whiskers Plot

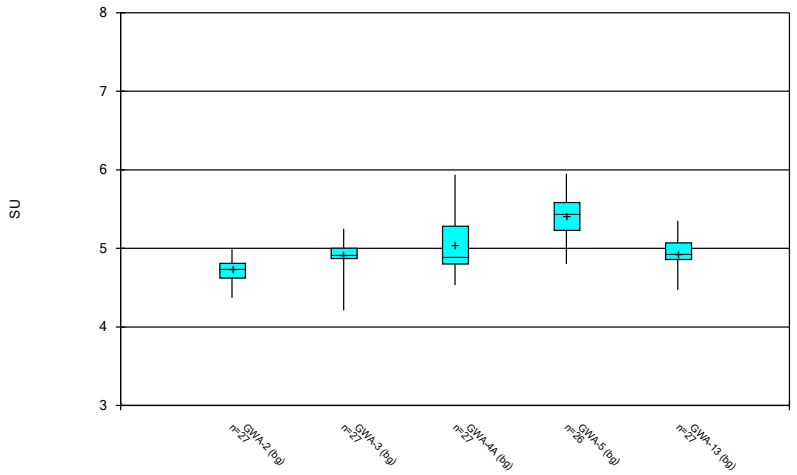

Constituent: pH, Field Analysis Run 1/8/2026 2:09 PM
Plant McIntosh Client: Southern Company Data: McIntosh LF 4

Sanitas™ v.10.1.03a Software licensed to Groundwater Stats Consulting. UG

Box & Whiskers Plot

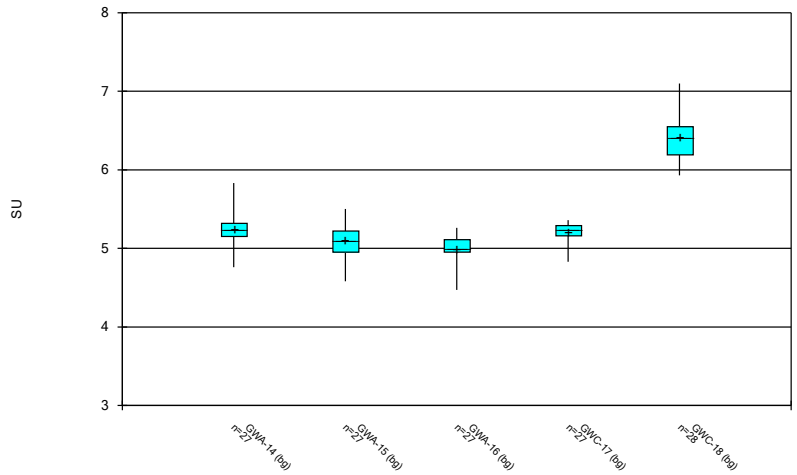

Constituent: pH, Field Analysis Run 1/8/2026 2:09 PM
Plant McIntosh Client: Southern Company Data: McIntosh LF 4

Sanitas™ v.10.1.03a Software licensed to Groundwater Stats Consulting. UG

Box & Whiskers Plot

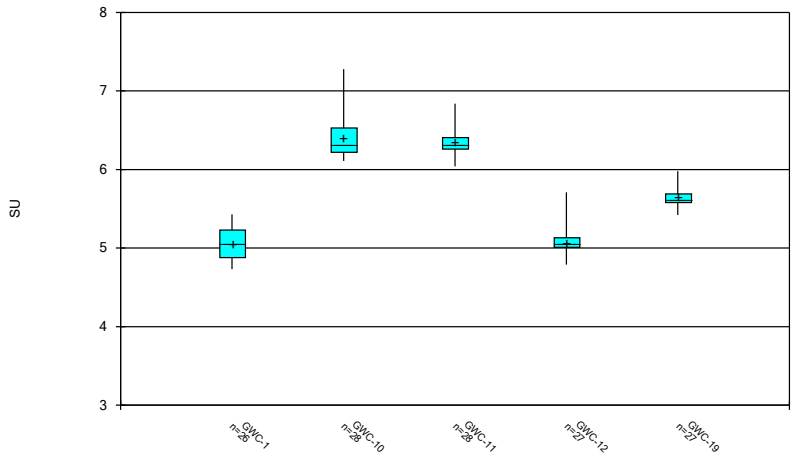

Constituent: pH, Field Analysis Run 1/8/2026 2:09 PM
Plant McIntosh Client: Southern Company Data: McIntosh LF 4

Sanitas™ v.10.1.03a Software licensed to Groundwater Stats Consulting. UG

Box & Whiskers Plot

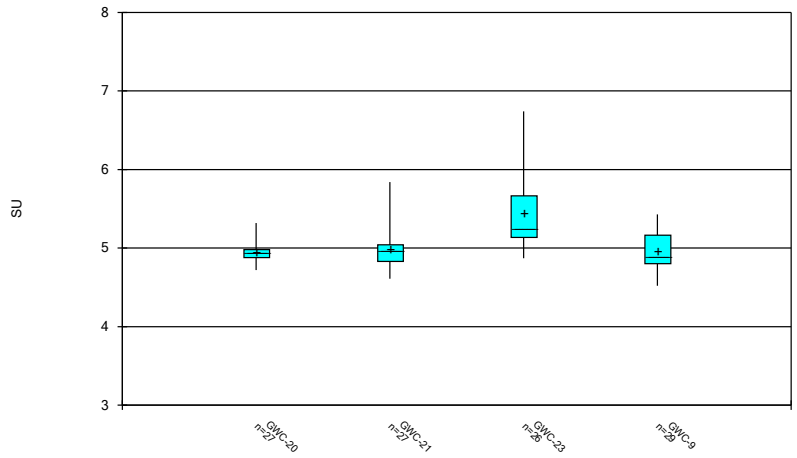

Constituent: pH, Field Analysis Run 1/8/2026 2:09 PM
Plant McIntosh Client: Southern Company Data: McIntosh LF 4

Sanitas™ v.10.1.03a Software licensed to Groundwater Stats Consulting. UG

Box & Whiskers Plot

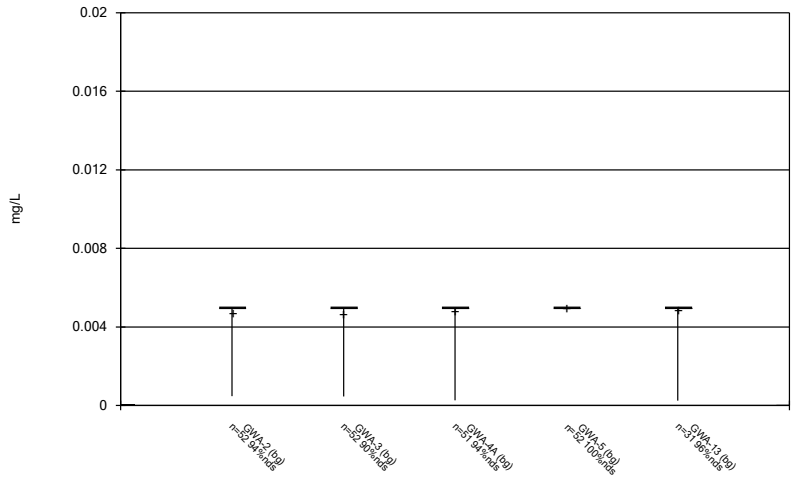

Constituent: Selenium Analysis Run 1/8/2026 2:09 PM

Plant McIntosh Client: Southern Company Data: McIntosh LF 4

Sanitas™ v.10.1.03a Software licensed to Groundwater Stats Consulting. UG

Box & Whiskers Plot

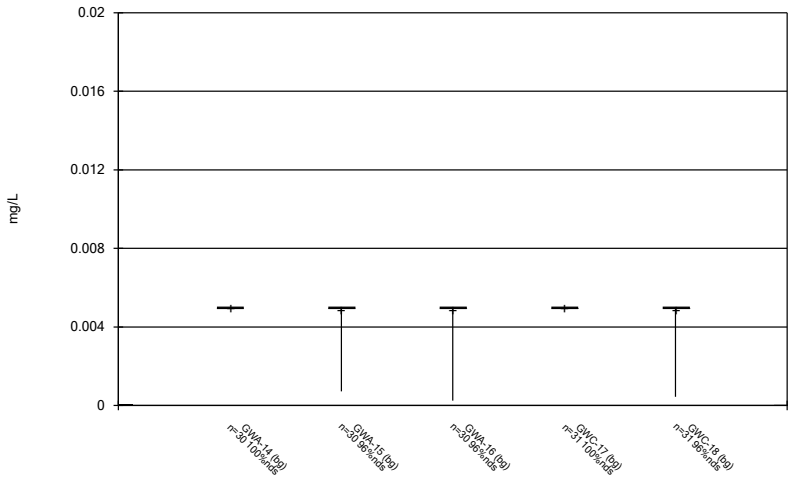

Constituent: Selenium Analysis Run 1/8/2026 2:09 PM

Plant McIntosh Client: Southern Company Data: McIntosh LF 4

Sanitas™ v.10.1.03a Software licensed to Groundwater Stats Consulting. UG

Box & Whiskers Plot

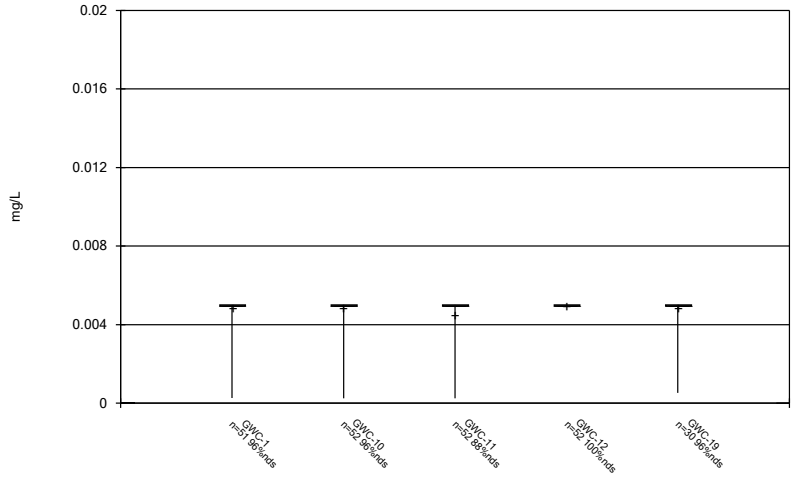

Constituent: Selenium Analysis Run 1/8/2026 2:09 PM

Plant McIntosh Client: Southern Company Data: McIntosh LF 4

Sanitas™ v.10.1.03a Software licensed to Groundwater Stats Consulting. UG

Box & Whiskers Plot

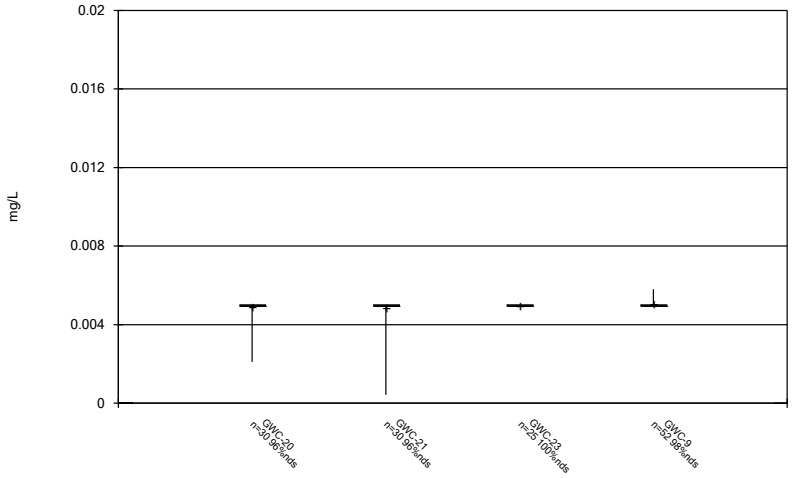

Constituent: Selenium Analysis Run 1/8/2026 2:09 PM

Plant McIntosh Client: Southern Company Data: McIntosh LF 4

Sanitas™ v.10.1.03a Software licensed to Groundwater Stats Consulting. UG

Box & Whiskers Plot

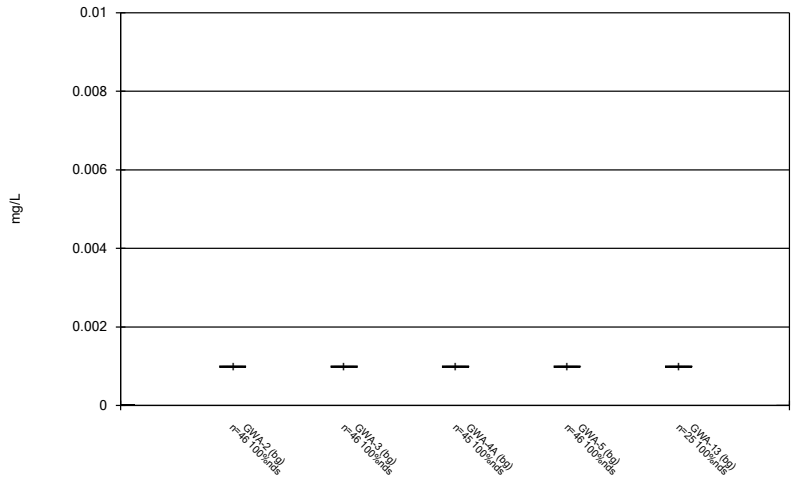

Constituent: Silver Analysis Run 1/8/2026 2:09 PM

Plant McIntosh Client: Southern Company Data: McIntosh LF 4

Sanitas™ v.10.1.03a Software licensed to Groundwater Stats Consulting. UG

Box & Whiskers Plot

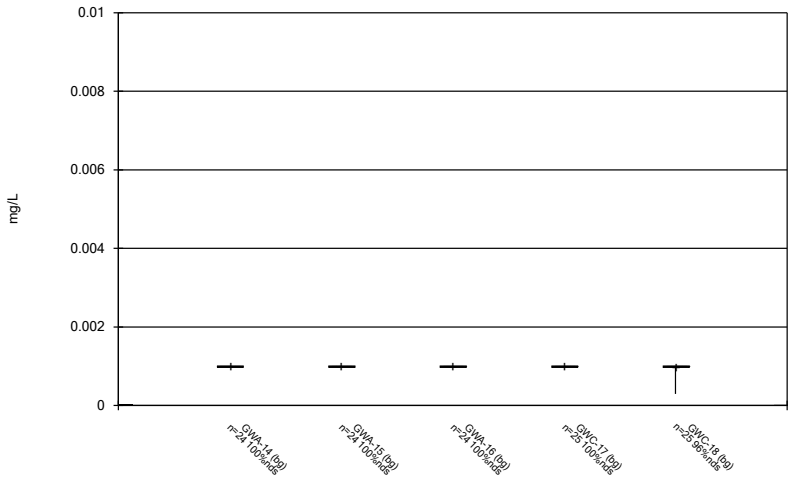

Constituent: Silver Analysis Run 1/8/2026 2:09 PM

Plant McIntosh Client: Southern Company Data: McIntosh LF 4

Sanitas™ v.10.1.03a Software licensed to Groundwater Stats Consulting. UG

Box & Whiskers Plot

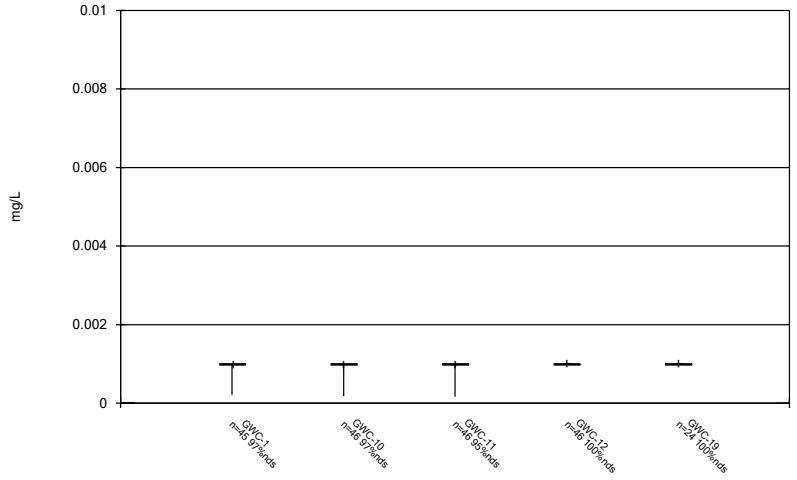

Constituent: Silver Analysis Run 1/8/2026 2:09 PM

Plant McIntosh Client: Southern Company Data: McIntosh LF 4

Sanitas™ v.10.1.03a Software licensed to Groundwater Stats Consulting. UG

Box & Whiskers Plot

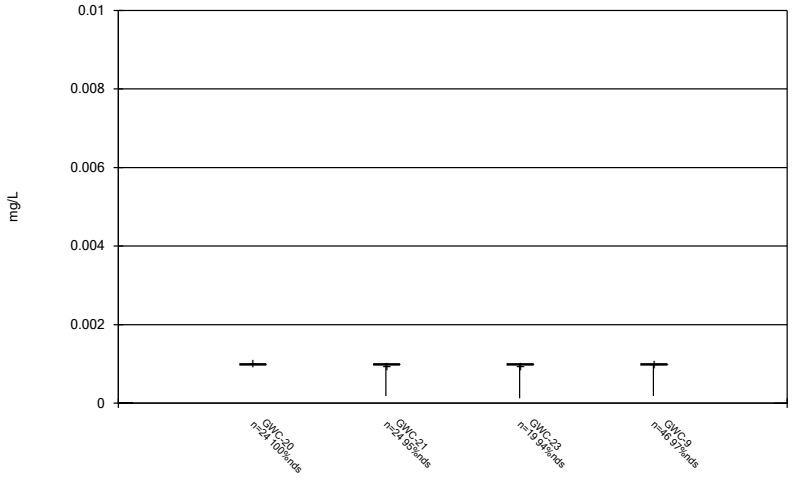

Constituent: Silver Analysis Run 1/8/2026 2:09 PM

Plant McIntosh Client: Southern Company Data: McIntosh LF 4

Sanitas™ v.10.1.03a Software licensed to Groundwater Stats Consulting. UG

Box & Whiskers Plot

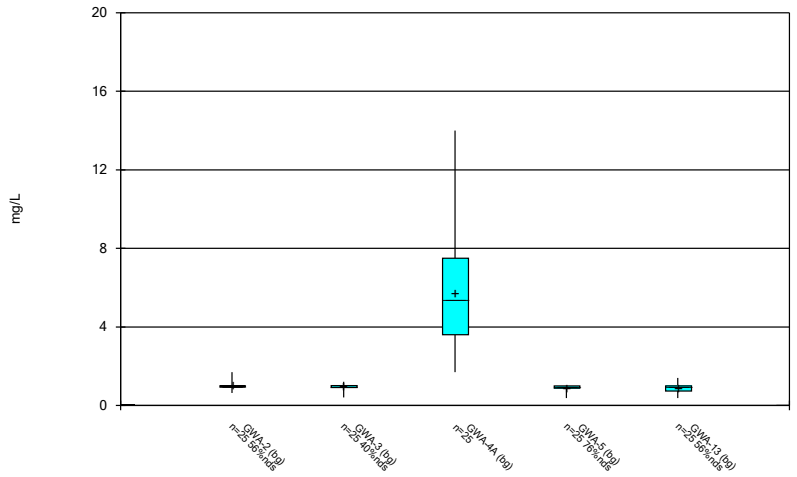

Constituent: Sulfate Analysis Run 1/8/2026 2:09 PM

Plant McIntosh Client: Southern Company Data: McIntosh LF 4

Sanitas™ v.10.1.03a Software licensed to Groundwater Stats Consulting. UG

Box & Whiskers Plot

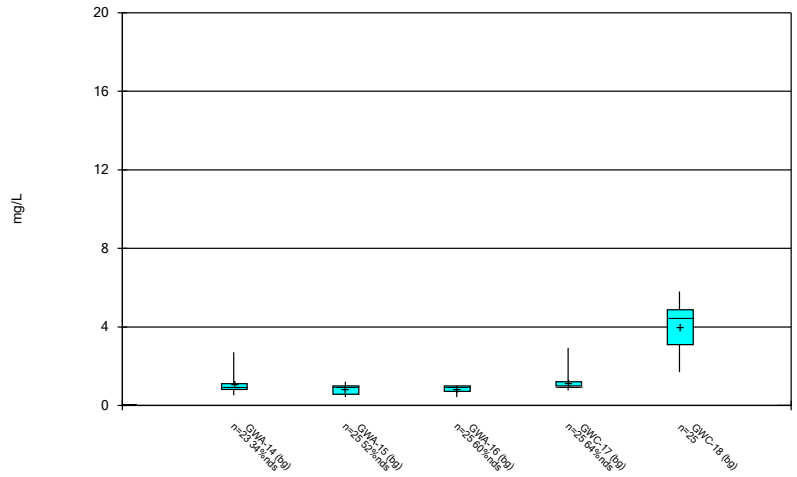

Constituent: Sulfate Analysis Run 1/8/2026 2:09 PM

Plant McIntosh Client: Southern Company Data: McIntosh LF 4

Sanitas™ v.10.1.03a Software licensed to Groundwater Stats Consulting. UG

Box & Whiskers Plot

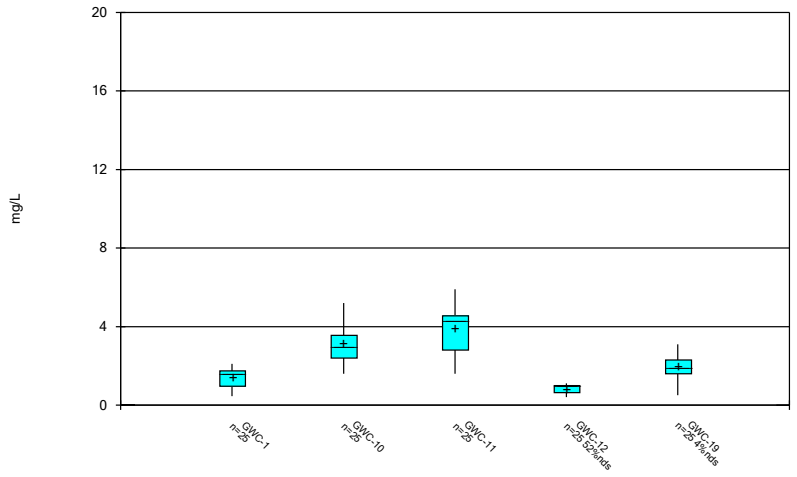

Constituent: Sulfate Analysis Run 1/8/2026 2:09 PM

Plant McIntosh Client: Southern Company Data: McIntosh LF 4

Sanitas™ v.10.1.03a Software licensed to Groundwater Stats Consulting. UG

Box & Whiskers Plot

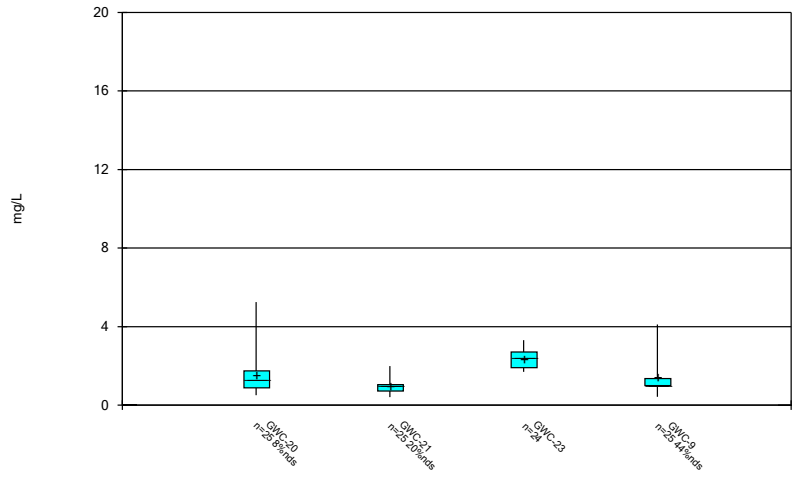

Constituent: Sulfate Analysis Run 1/8/2026 2:09 PM

Plant McIntosh Client: Southern Company Data: McIntosh LF 4

Sanitas™ v.10.1.03a Software licensed to Groundwater Stats Consulting. UG

Box & Whiskers Plot

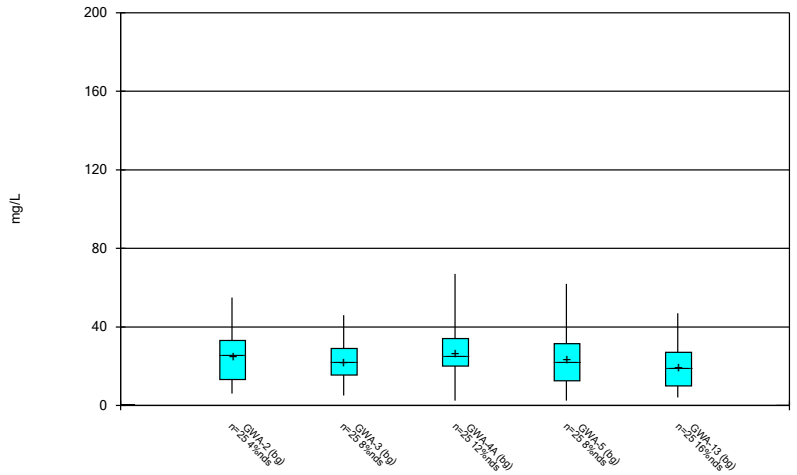

Constituent: TDS Analysis Run 1/8/2026 2:09 PM

Plant McIntosh Client: Southern Company Data: McIntosh LF 4

Sanitas™ v.10.1.03a Software licensed to Groundwater Stats Consulting. UG

Box & Whiskers Plot

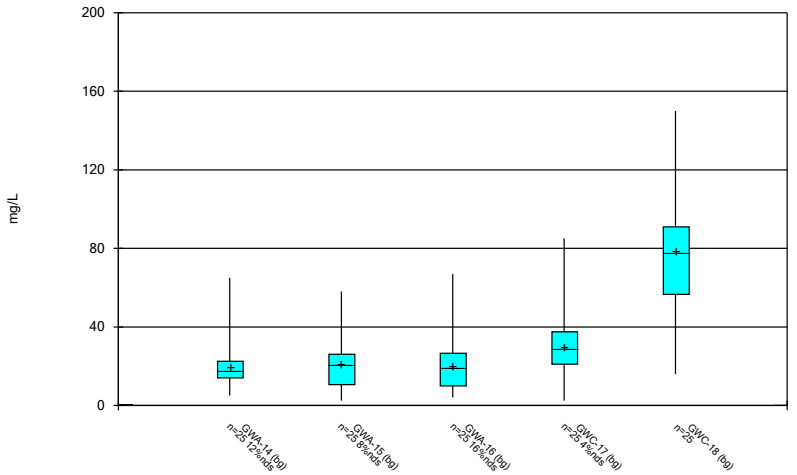

Constituent: TDS Analysis Run 1/8/2026 2:09 PM

Plant McIntosh Client: Southern Company Data: McIntosh LF 4

Sanitas™ v.10.1.03a Software licensed to Groundwater Stats Consulting. UG

Box & Whiskers Plot

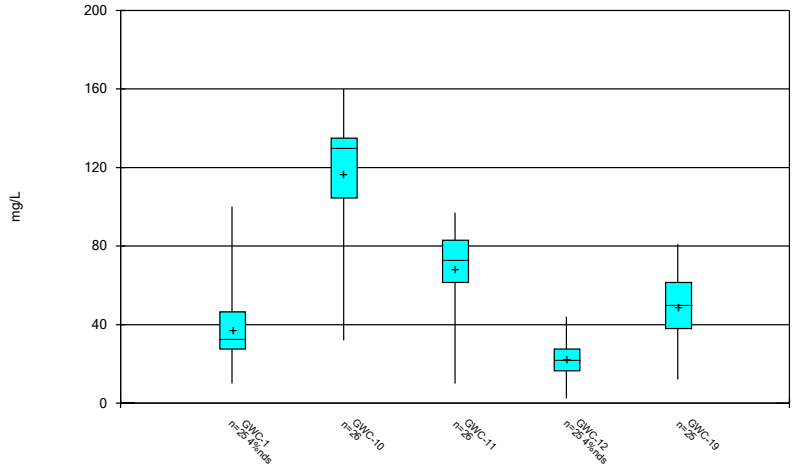

Constituent: TDS Analysis Run 1/8/2026 2:09 PM

Plant McIntosh Client: Southern Company Data: McIntosh LF 4

Sanitas™ v.10.1.03a Software licensed to Groundwater Stats Consulting. UG

Box & Whiskers Plot

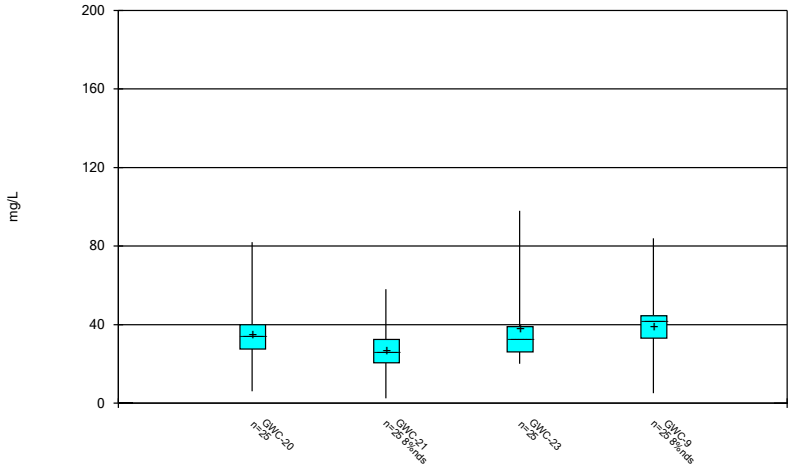

Constituent: TDS Analysis Run 1/8/2026 2:09 PM

Plant McIntosh Client: Southern Company Data: McIntosh LF 4

Sanitas™ v.10.1.03a Software licensed to Groundwater Stats Consulting. UG

Box & Whiskers Plot

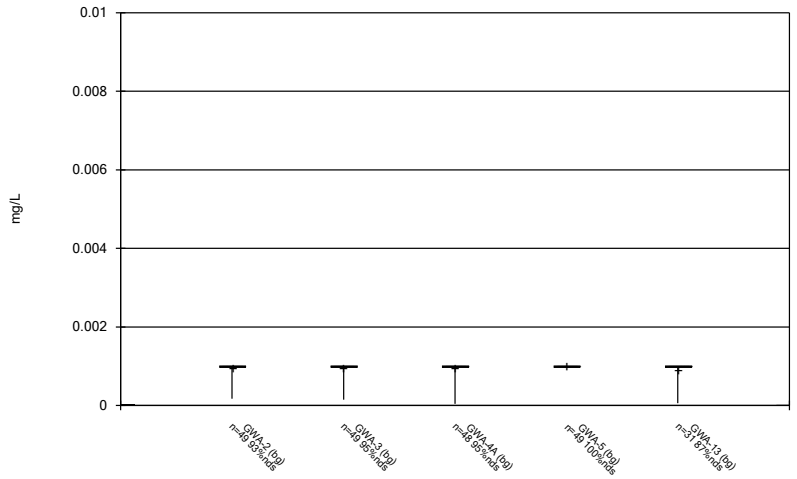

Constituent: Thallium Analysis Run 1/8/2026 2:09 PM

Plant McIntosh Client: Southern Company Data: McIntosh LF 4

Sanitas™ v.10.1.03a Software licensed to Groundwater Stats Consulting. UG

Box & Whiskers Plot

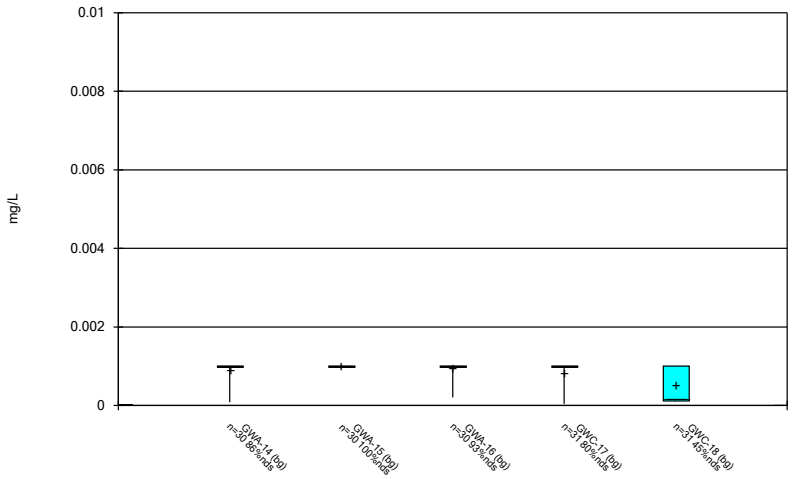

Constituent: Thallium Analysis Run 1/8/2026 2:09 PM

Plant McIntosh Client: Southern Company Data: McIntosh LF 4

Sanitas™ v.10.1.03a Software licensed to Groundwater Stats Consulting. UG

Box & Whiskers Plot

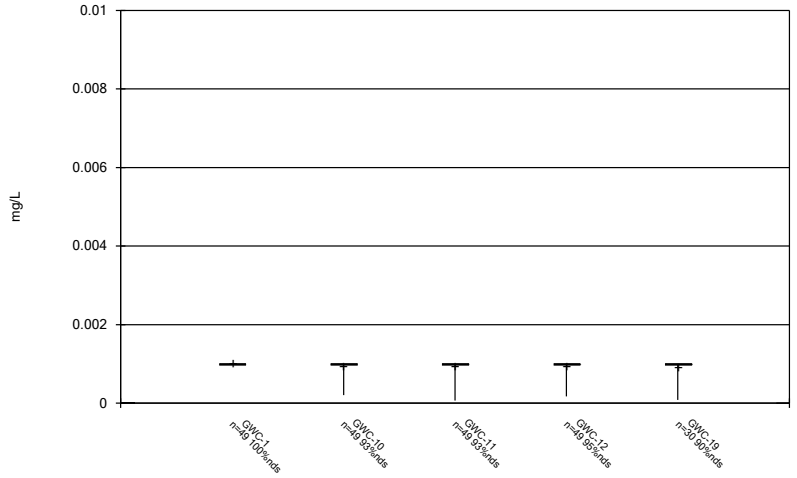

Constituent: Thallium Analysis Run 1/8/2026 2:09 PM

Plant McIntosh Client: Southern Company Data: McIntosh LF 4

Sanitas™ v.10.1.03a Software licensed to Groundwater Stats Consulting. UG

Box & Whiskers Plot

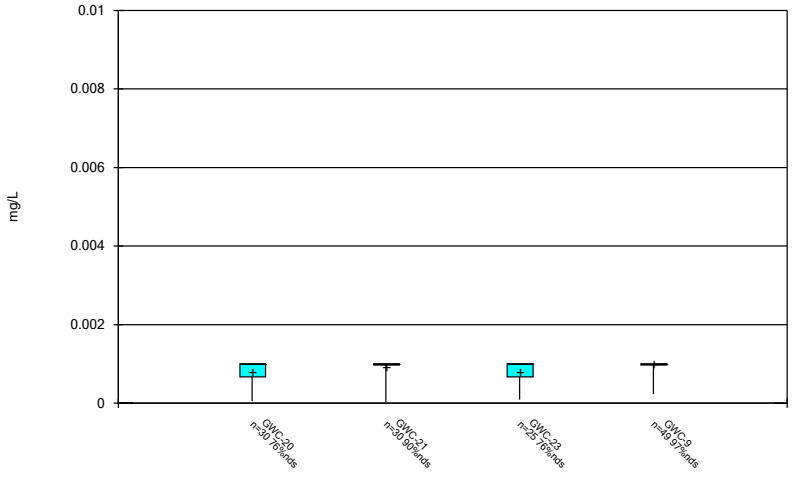

Constituent: Thallium Analysis Run 1/8/2026 2:09 PM

Plant McIntosh Client: Southern Company Data: McIntosh LF 4

Sanitas™ v.10.1.03a Software licensed to Groundwater Stats Consulting. UG

Box & Whiskers Plot

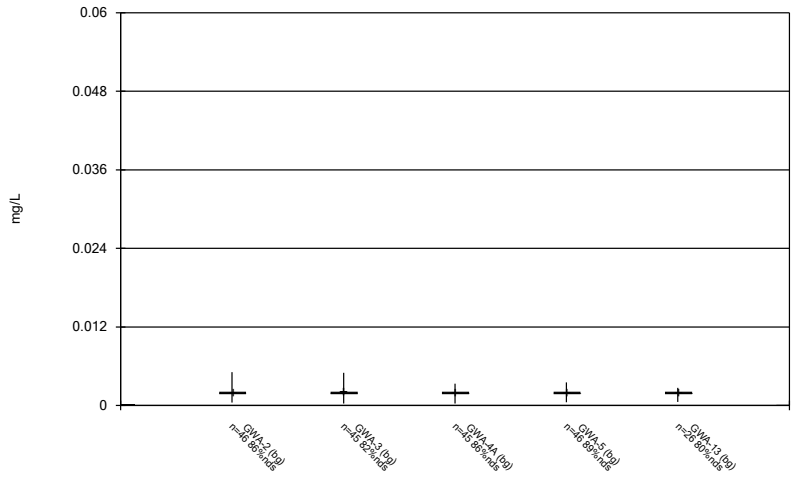

Constituent: Vanadium Analysis Run 1/8/2026 2:09 PM
Plant McIntosh Client: Southern Company Data: McIntosh LF 4

Sanitas™ v.10.1.03a Software licensed to Groundwater Stats Consulting. UG

Box & Whiskers Plot

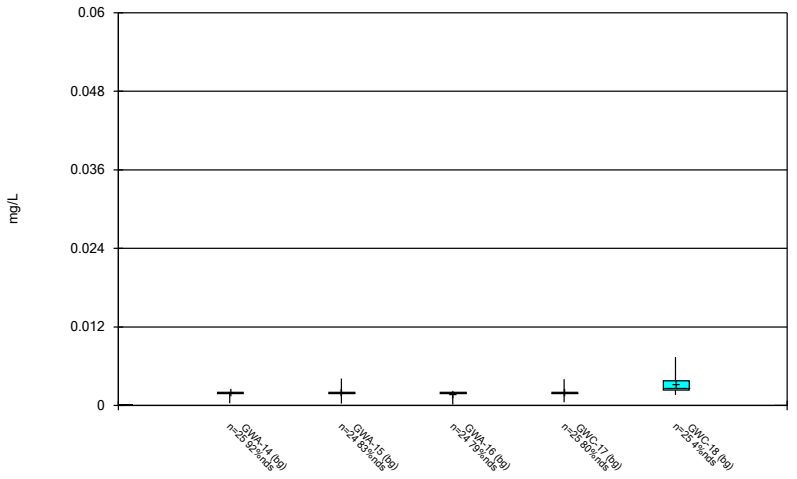

Constituent: Vanadium Analysis Run 1/8/2026 2:09 PM
Plant McIntosh Client: Southern Company Data: McIntosh LF 4

Sanitas™ v.10.1.03a Software licensed to Groundwater Stats Consulting. UG

Box & Whiskers Plot

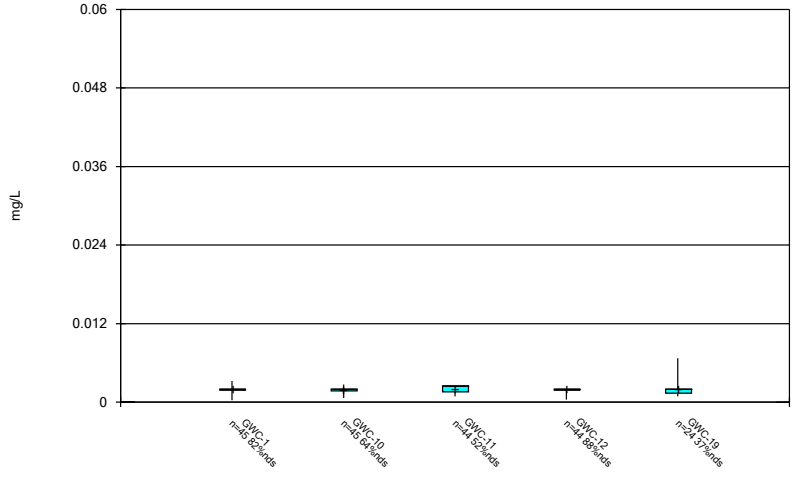

Constituent: Vanadium Analysis Run 1/8/2026 2:09 PM
Plant McIntosh Client: Southern Company Data: McIntosh LF 4

Sanitas™ v.10.1.03a Software licensed to Groundwater Stats Consulting. UG

Box & Whiskers Plot

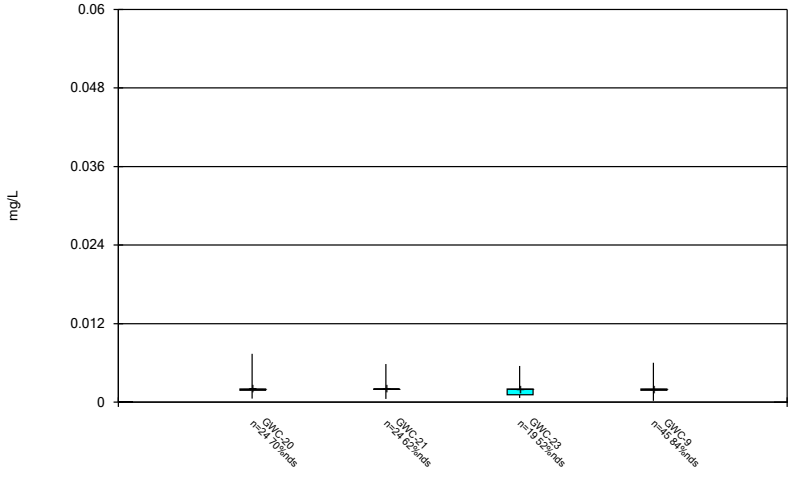

Constituent: Vanadium Analysis Run 1/8/2026 2:09 PM
Plant McIntosh Client: Southern Company Data: McIntosh LF 4

Sanitas™ v.10.1.03a Software licensed to Groundwater Stats Consulting. UG

Box & Whiskers Plot

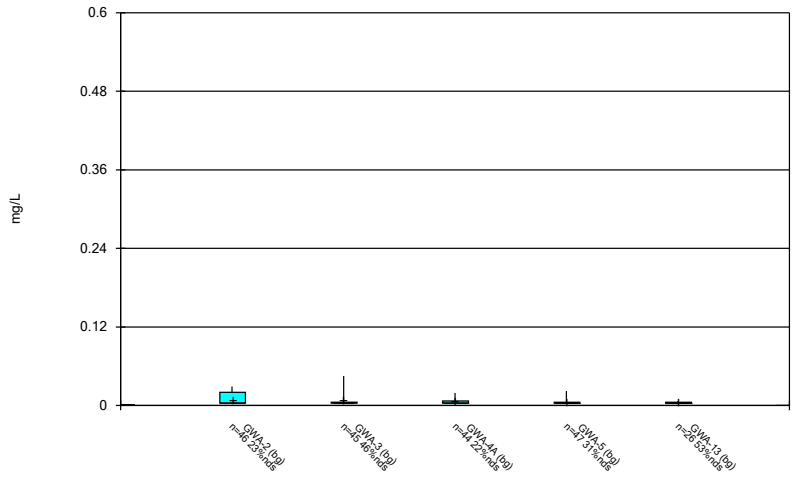

Constituent: Zinc Analysis Run 1/8/2026 2:09 PM

Plant McIntosh Client: Southern Company Data: McIntosh LF 4

Sanitas™ v.10.1.03a Software licensed to Groundwater Stats Consulting. UG

Box & Whiskers Plot

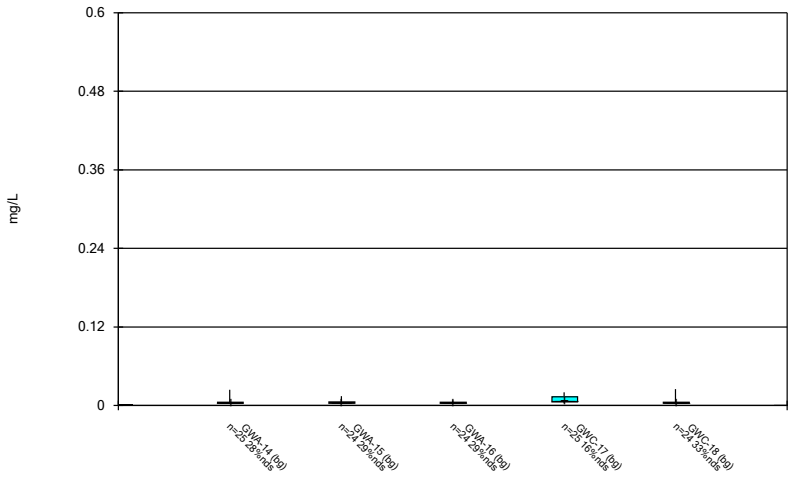

Constituent: Zinc Analysis Run 1/8/2026 2:09 PM

Plant McIntosh Client: Southern Company Data: McIntosh LF 4

Sanitas™ v.10.1.03a Software licensed to Groundwater Stats Consulting. UG

Box & Whiskers Plot

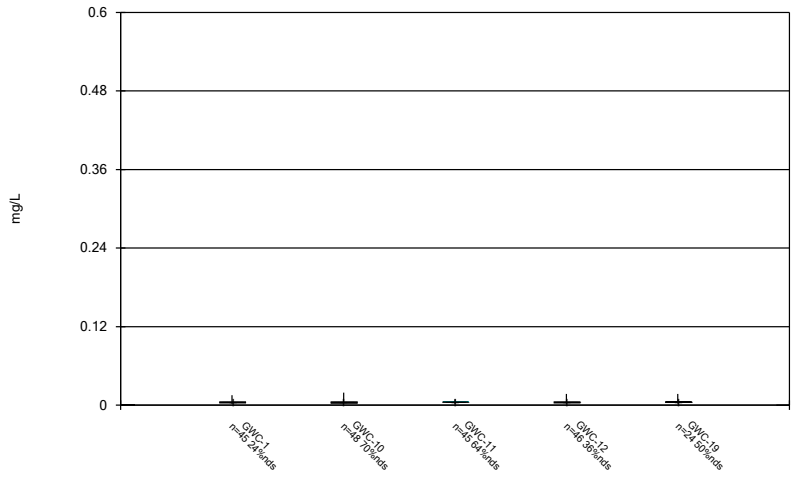

Constituent: Zinc Analysis Run 1/8/2026 2:09 PM

Plant McIntosh Client: Southern Company Data: McIntosh LF 4

Sanitas™ v.10.1.03a Software licensed to Groundwater Stats Consulting. UG

Box & Whiskers Plot

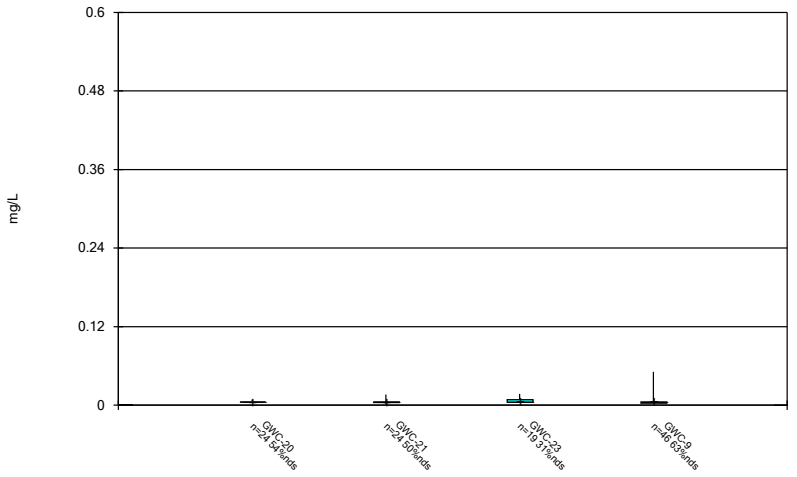

Constituent: Zinc Analysis Run 1/8/2026 2:09 PM

Plant McIntosh Client: Southern Company Data: McIntosh LF 4

FIGURE C.

Outlier Summary

Plant McIntosh Client: Southern Company Data: McIntosh LF 4 Printed 4/22/2025, 10:51 AM

	GWA-3 Arsenic (mg/L)	GWA-3 Barium (mg/L)	GWC-11 Barium (mg/L)	GWC-17 Beryllium (mg/L)	GWA-5 Chloride (mg/L)	GWA-2 Chromium (mg/L)	GWA-3 Chromium (mg/L)	GWA-5 Chromium (mg/L)	GWA-13 Chromium (mg/L)	GWC-1 Chromium (mg/L)
8/25/2004								0.22 (O)		
9/11/2004										
12/8/2005										
6/19/2007		0.1 (o)								
7/6/2007		0.1 (O)								
6/20/2008										
12/7/2008		0.097 (O)	0.093 (O)							0.072 (O)
1/5/2011	0.0089 (O)	0.21 (O)					0.077 (O)			
7/11/2012						0.0061 (O)				
1/19/2013										
1/14/2016										
4/20/2016				<0.003 (O)					<0.002 (O)	
6/14/2016										
6/16/2016										
9/27/2016										
1/12/2017										
1/13/2017										
1/30/2019										
3/27/2019										
9/15/2020					18 (O)					

Outlier Summary

Plant McIntosh Client: Southern Company Data: McIntosh LF 4 Printed 4/22/2025, 10:51 AM

	GWC-21 Chromium (mg/L)	GWC-9 Chromium (mg/L)	GWA-3 Cobalt (mg/L)	GWC-12 Cobalt (mg/L)	GWC-21 Cobalt (mg/L)	GWA-3 Copper (mg/L)	GWC-21 Copper (mg/L)	GWA-3 Lead (mg/L)	GWC-9 Lead (mg/L)	GWA-3 Nickel (mg/L)
8/25/2004									0.0056 (O)	
9/11/2004										0.03 (O)
12/8/2005										
6/19/2007										
7/6/2007										
6/20/2008										
12/7/2008										
1/5/2011			0.0066 (O)			0.014 (O)		0.014 (O)		0.025 (O)
7/11/2012				0.012 (O)						
1/19/2013		0.0065 (O)								
1/14/2016							0.0064 (O)			
4/20/2016										
6/14/2016										
6/16/2016										
9/27/2016	0.35 (O)				0.015 (O)					
1/12/2017										
1/13/2017										
1/30/2019										
3/27/2019										
9/15/2020										

Outlier Summary

Plant McIntosh Client: Southern Company Data: McIntosh LF 4 Printed 4/22/2025, 10:51 AM

	GWA-14 Sulfate (mg/L)	GWC-18 Sulfate (mg/L)	GWC-23 Sulfate (mg/L)	GWA-3 Vanadium (mg/L)	GWC-10 Vanadium (mg/L)	GWC-11 Vanadium (mg/L)	GWC-12 Vanadium (mg/L)	GWC-9 Vanadium (mg/L)	GWA-3 Zinc (mg/L)	GWA-4A Zinc (mg/L)
8/25/2004										
9/11/2004										
12/8/2005										0.06 (O)
6/19/2007										
7/6/2007										
6/20/2008						0.0093 (O)				
12/7/2008										
1/5/2011				0.056 (O)					0.057 (O)	
7/11/2012										
1/19/2013										
1/14/2016										
4/20/2016	5.85 (O)									
6/14/2016	4.6 (O)									
6/16/2016		9 (O)	9.2 (O)							
9/27/2016										
1/12/2017					0.0087 (O)	0.01 (O)	0.0075 (O)			
1/13/2017								0.0091 (O)		
1/30/2019										
3/27/2019					0.0065 (O)		0.0078 (O)			
9/15/2020										

Outlier Summary

Plant McIntosh Client: Southern Company Data: McIntosh LF 4 Printed 4/22/2025, 10:51 AM

	GWC-18 Zinc (mg/L)	GWC-11 Zinc (mg/L)
8/25/2004		
9/11/2004		
12/8/2005		
6/19/2007		
7/6/2007		
6/20/2008		
12/7/2008		0.041 (O)
1/5/2011		
7/11/2012		
1/19/2013		
1/14/2016		
4/20/2016		
6/14/2016		
6/16/2016		
9/27/2016		
1/12/2017		
1/13/2017		
1/30/2019	0.5 (O)	
3/27/2019		
9/15/2020		

FIGURE D.

Appendix I - Intrawell Prediction Limits - Significant Result

Plant McIntosh Client: Southern Company Data: McIntosh LF 4 Printed 4/22/2025, 10:35 AM

Constituent	Well	Upper Lim.	Lower Lim.	Date	Observ.	Sig.	Bg N	Bg Mean	Std. Dev.	%NDs	ND Adj.	Transform	Alpha	Method
Barium (mg/L)	**GWA-2**	**0.03982**	**n/a**	**2/4/2025**	**0.045**	**Yes**	**25**	**0.001088**	**0.0002091**	**0**	**None**	**x^2**	**0.0003901**	**Param Intra 1 of 2**

Appendix I - Intrawell Prediction Limits - All Results

Plant McIntosh Client: Southern Company Data: McIntosh LF 4 Printed 4/22/2025, 10:35 AM

Constituent	Well	Upper Lim.	Lower Lim.	Date	Observ.	Sig.	Bg N	Bg Mean	Std. Dev.	%NDs	ND Adj.	Transform	Alpha	Method
Antimony (mg/L)	GWA-2	0.002	n/a	2/4/2025	0.002ND	No	49	n/a	n/a	97.96	n/a	n/a	0.0007934	NP Intra (NDs) 1 of 2
Antimony (mg/L)	GWA-3	0.0022	n/a	2/4/2025	0.002ND	No	49	n/a	n/a	95.92	n/a	n/a	0.0007934	NP Intra (NDs) 1 of 2
Antimony (mg/L)	GWA-13	0.002	n/a	2/4/2025	0.002ND	No	28	n/a	n/a	96.43	n/a	n/a	0.002337	NP Intra (NDs) 1 of 2
Antimony (mg/L)	GWA-14	0.002	n/a	2/4/2025	0.002ND	No	27	n/a	n/a	96.3	n/a	n/a	0.002502	NP Intra (NDs) 1 of 2
Antimony (mg/L)	GWC-18	0.002	n/a	2/5/2025	0.002ND	No	28	n/a	n/a	96.43	n/a	n/a	0.002337	NP Intra (NDs) 1 of 2
Antimony (mg/L)	GWC-1	0.002	n/a	2/5/2025	0.002ND	No	48	n/a	n/a	97.92	n/a	n/a	0.0008339	NP Intra (NDs) 1 of 2
Arsenic (mg/L)	GWA-3	0.0011	n/a	2/4/2025	0.001ND	No	48	n/a	n/a	93.75	n/a	n/a	0.0008339	NP Intra (NDs) 1 of 2
Arsenic (mg/L)	GWA-4A	0.0027	n/a	2/3/2025	0.001ND	No	48	n/a	n/a	75	n/a	n/a	0.0008339	NP Intra (NDs) 1 of 2
Arsenic (mg/L)	GWA-5	0.001	n/a	2/4/2025	0.001ND	No	49	n/a	n/a	95.92	n/a	n/a	0.0007934	NP Intra (NDs) 1 of 2
Arsenic (mg/L)	GWA-13	0.001	n/a	2/4/2025	0.001ND	No	28	n/a	n/a	96.43	n/a	n/a	0.002337	NP Intra (NDs) 1 of 2
Arsenic (mg/L)	GWA-14	0.001	n/a	2/4/2025	0.001ND	No	27	n/a	n/a	96.3	n/a	n/a	0.002502	NP Intra (NDs) 1 of 2
Arsenic (mg/L)	GWA-15	0.001	n/a	2/4/2025	0.001ND	No	27	n/a	n/a	88.89	n/a	n/a	0.002502	NP Intra (NDs) 1 of 2
Arsenic (mg/L)	GWA-16	0.001	n/a	2/4/2025	0.001ND	No	27	n/a	n/a	96.3	n/a	n/a	0.002502	NP Intra (NDs) 1 of 2
Arsenic (mg/L)	GWC-17	0.001	n/a	2/4/2025	0.001ND	No	28	n/a	n/a	85.71	n/a	n/a	0.002337	NP Intra (NDs) 1 of 2
Arsenic (mg/L)	GWC-18	0.005	n/a	2/5/2025	0.00089J	No	28	n/a	n/a	21.43	n/a	n/a	0.002337	NP Intra (normality) 1 of 2
Arsenic (mg/L)	GWC-1	0.001	n/a	2/5/2025	0.001ND	No	48	n/a	n/a	97.92	n/a	n/a	0.0008339	NP Intra (NDs) 1 of 2
Arsenic (mg/L)	GWC-10	0.0013	n/a	2/4/2025	0.001ND	No	49	n/a	n/a	75.51	n/a	n/a	0.0007934	NP Intra (NDs) 1 of 2
Arsenic (mg/L)	GWC-11	0.005	n/a	2/5/2025	0.0013	No	49	n/a	n/a	55.1	n/a	n/a	0.0007934	NP Intra (NDs) 1 of 2
Arsenic (mg/L)	GWC-12	0.0011	n/a	2/5/2025	0.001ND	No	49	n/a	n/a	91.84	n/a	n/a	0.0007934	NP Intra (NDs) 1 of 2
Arsenic (mg/L)	GWC-19	0.001	n/a	2/4/2025	0.001ND	No	27	n/a	n/a	85.19	n/a	n/a	0.002502	NP Intra (NDs) 1 of 2
Arsenic (mg/L)	GWC-20	0.001	n/a	2/5/2025	0.001ND	No	27	n/a	n/a	88.89	n/a	n/a	0.002502	NP Intra (NDs) 1 of 2
Arsenic (mg/L)	GWC-21	0.0022	n/a	2/5/2025	0.001ND	No	27	n/a	n/a	77.78	n/a	n/a	0.002502	NP Intra (NDs) 1 of 2
Arsenic (mg/L)	GWC-23	0.0021	n/a	2/5/2025	0.001ND	No	22	n/a	n/a	54.55	n/a	n/a	0.003707	NP Intra (NDs) 1 of 2
Arsenic (mg/L)	GWC-9	0.001	n/a	2/5/2025	0.001ND	No	49	n/a	n/a	93.88	n/a	n/a	0.0007934	NP Intra (NDs) 1 of 2
Barium (mg/L)	**GWA-2**	**0.03982**	**n/a**	**2/4/2025**	**0.045**	**Yes**	**25**	**0.001088**	**0.0002091**	**0**	**None**	**x^2**	**0.0003901**	**Param Intra 1 of 2**
Barium (mg/L)	GWA-3	0.02768	n/a	2/4/2025	0.012	No	45	0.2487	0.02426	0	None	x^(1/3)	0.0003901	Param Intra 1 of 2
Barium (mg/L)	GWA-4A	0.03888	n/a	2/3/2025	0.022	No	48	0.023	0.007191	0	None	No	0.0003901	Param Intra 1 of 2
Barium (mg/L)	GWA-5	0.06203	n/a	2/4/2025	0.035	No	29	0.04111	0.008978	0	None	No	0.0003901	Param Intra 1 of 2
Barium (mg/L)	GWA-13	0.051	n/a	2/4/2025	0.023	No	29	n/a	n/a	0	n/a	n/a	0.002172	NP Intra (normality) 1 of 2
Barium (mg/L)	GWA-14	0.077	n/a	2/4/2025	0.019	No	28	n/a	n/a	0	n/a	n/a	0.002337	NP Intra (normality) 1 of 2
Barium (mg/L)	GWA-15	0.02936	n/a	2/4/2025	0.028	No	27	0.02482	0.001927	0	None	No	0.0003901	Param Intra 1 of 2
Barium (mg/L)	GWA-16	0.03473	n/a	2/4/2025	0.026	No	27	-3.684	0.1375	0	None	ln(x)	0.0003901	Param Intra 1 of 2
Barium (mg/L)	GWC-17	0.0222	n/a	2/4/2025	0.019	No	28	0.01796	0.001811	0	None	No	0.0003901	Param Intra 1 of 2
Barium (mg/L)	GWC-18	0.02617	n/a	2/5/2025	0.014	No	20	0.01625	0.003998	0	None	No	0.0003901	Param Intra 1 of 2
Barium (mg/L)	GWC-1	0.05703	n/a	2/5/2025	0.036	No	29	0.04026	0.007199	0	None	No	0.0003901	Param Intra 1 of 2
Barium (mg/L)	GWC-10	0.04351	n/a	2/4/2025	0.024	No	51	0.2832	0.0312	0	None	x^(1/3)	0.0003901	Param Intra 1 of 2
Barium (mg/L)	GWC-11	0.026	n/a	2/5/2025	0.012	No	48	n/a	n/a	0	n/a	n/a	0.0008339	NP Intra (normality) 1 of 2
Barium (mg/L)	GWC-12	0.016	n/a	2/5/2025	0.011	No	49	n/a	n/a	0	n/a	n/a	0.0007934	NP Intra (normality) 1 of 2
Barium (mg/L)	GWC-19	0.02161	n/a	2/4/2025	0.01	No	22	0.01353	0.003311	0	None	No	0.0003901	Param Intra 1 of 2
Barium (mg/L)	GWC-20	0.0275	n/a	2/5/2025	0.015	No	21	0.01967	0.003183	0	None	No	0.0003901	Param Intra 1 of 2
Barium (mg/L)	GWC-21	0.02763	n/a	2/5/2025	0.022	No	27	0.01876	0.003766	0	None	No	0.0003901	Param Intra 1 of 2
Barium (mg/L)	GWC-23	0.03576	n/a	2/5/2025	0.023	No	10	0.021	0.004738	0	None	No	0.0003901	Param Intra 1 of 2
Barium (mg/L)	GWC-9	0.03616	n/a	2/5/2025	0.03	No	49	0.02472	0.005188	0	None	No	0.0003901	Param Intra 1 of 2
Beryllium (mg/L)	GWA-2	0.0025	n/a	2/4/2025	0.0025ND	No	49	n/a	n/a	87.76	n/a	n/a	0.0007934	NP Intra (NDs) 1 of 2
Beryllium (mg/L)	GWA-3	0.0025	n/a	2/4/2025	0.0025ND	No	49	n/a	n/a	95.92	n/a	n/a	0.0007934	NP Intra (NDs) 1 of 2
Beryllium (mg/L)	GWA-4A	0.0025	n/a	2/3/2025	0.0025ND	No	48	n/a	n/a	91.67	n/a	n/a	0.0008339	NP Intra (NDs) 1 of 2
Beryllium (mg/L)	GWA-5	0.0025	n/a	2/4/2025	0.0025ND	No	49	n/a	n/a	93.88	n/a	n/a	0.0007934	NP Intra (NDs) 1 of 2
Beryllium (mg/L)	GWA-13	0.0025	n/a	2/4/2025	0.0025ND	No	29	n/a	n/a	89.66	n/a	n/a	0.002172	NP Intra (NDs) 1 of 2
Beryllium (mg/L)	GWA-14	0.0025	n/a	2/4/2025	0.0025ND	No	28	n/a	n/a	92.86	n/a	n/a	0.002337	NP Intra (NDs) 1 of 2
Beryllium (mg/L)	GWA-15	0.0025	n/a	2/4/2025	0.0025ND	No	27	n/a	n/a	96.3	n/a	n/a	0.002502	NP Intra (NDs) 1 of 2
Beryllium (mg/L)	GWA-16	0.0025	n/a	2/4/2025	0.0025ND	No	27	n/a	n/a	92.59	n/a	n/a	0.002502	NP Intra (NDs) 1 of 2
Beryllium (mg/L)	GWC-17	0.0008627	n/a	2/4/2025	0.00073J	No	27	-7.412	0.1514	3.704	None	ln(x)	0.0003901	Param Intra 1 of 2
Beryllium (mg/L)	GWC-18	0.0025	n/a	2/5/2025	0.0025ND	No	28	n/a	n/a	92.86	n/a	n/a	0.002337	NP Intra (NDs) 1 of 2
Beryllium (mg/L)	GWC-1	0.0025	n/a	2/5/2025	0.00034J	No	48	n/a	n/a	79.17	n/a	n/a	0.0008339	NP Intra (NDs) 1 of 2
Beryllium (mg/L)	GWC-10	0.0025	n/a	2/4/2025	0.0025ND	No	51	n/a	n/a	94.12	n/a	n/a	0.0007303	NP Intra (NDs) 1 of 2
Beryllium (mg/L)	GWC-11	0.0025	n/a	2/5/2025	0.0025ND	No	49	n/a	n/a	95.92	n/a	n/a	0.0007934	NP Intra (NDs) 1 of 2
Beryllium (mg/L)	GWC-12	0.0025	n/a	2/5/2025	0.0025ND	No	49	n/a	n/a	79.59	n/a	n/a	0.0007934	NP Intra (NDs) 1 of 2
Beryllium (mg/L)	GWC-19	0.0025	n/a	2/4/2025	0.00047J	No	27	n/a	n/a	51.85	n/a	n/a	0.002502	NP Intra (NDs) 1 of 2
Beryllium (mg/L)	GWC-20	0.0025	n/a	2/5/2025	0.00023J	No	27	n/a	n/a	59.26	n/a	n/a	0.002502	NP Intra (NDs) 1 of 2
Beryllium (mg/L)	GWC-21	0.0025	n/a	2/5/2025	0.0025ND	No	27	n/a	n/a	88.89	n/a	n/a	0.002502	NP Intra (NDs) 1 of 2
Beryllium (mg/L)	GWC-23	0.0025	n/a	2/5/2025	0.0025ND	No	22	n/a	n/a	86.36	n/a	n/a	0.003707	NP Intra (NDs) 1 of 2
Beryllium (mg/L)	GWC-9	0.0025	n/a	2/5/2025	0.0025ND	No	49	n/a	n/a	89.8	n/a	n/a	0.0007934	NP Intra (NDs) 1 of 2
Cadmium (mg/L)	GWA-4A	0.0025	n/a	2/3/2025	0.0025ND	No	48	n/a	n/a	91.67	n/a	n/a	0.0008339	NP Intra (NDs) 1 of 2
Cadmium (mg/L)	GWA-13	0.0025	n/a	2/4/2025	0.0025ND	No	28	n/a	n/a	96.43	n/a	n/a	0.002337	NP Intra (NDs) 1 of 2
Cadmium (mg/L)	GWA-14	0.0025	n/a	2/4/2025	0.0025ND	No	27	n/a	n/a	92.59	n/a	n/a	0.002502	NP Intra (NDs) 1 of 2
Cadmium (mg/L)	GWA-16	0.0025	n/a	2/4/2025	0.0025ND	No	27	n/a	n/a	96.3	n/a	n/a	0.002502	NP Intra (NDs) 1 of 2
Cadmium (mg/L)	GWC-17	0.0007866	n/a	2/4/2025	0.00053J	No	28	0.0005794	0.00008846	3.571	None	No	0.0003901	Param Intra 1 of 2
Cadmium (mg/L)	GWC-18	0.0025	n/a	2/5/2025	0.0025ND	No	28	n/a	n/a	96.43	n/a	n/a	0.002337	NP Intra (NDs) 1 of 2

Appendix I - Intrawell Prediction Limits - All Results

Plant McIntosh Client: Southern Company Data: McIntosh LF 4 Printed 4/22/2025, 10:35 AM

Constituent	Well	Upper Lim.	Lower Lim.	Date	Observ.	Sig.	Bg N	Bg Mean	Std. Dev.	%NDs	ND Adj.	Transform	Alpha	Method
Cadmium (mg/L)	GWC-1	0.0025	n/a	2/5/2025	0.0025ND	No	48	n/a	n/a	97.92	n/a	n/a	0.0008339	NP Intra (NDs) 1 of 2
Cadmium (mg/L)	GWC-19	0.0025	n/a	2/4/2025	0.00014J	No	27	n/a	n/a	74.07	n/a	n/a	0.002502	NP Intra (NDs) 1 of 2
Cadmium (mg/L)	GWC-20	0.0025	n/a	2/5/2025	0.00013J	No	27	n/a	n/a	55.56	n/a	n/a	0.002502	NP Intra (NDs) 1 of 2
Cadmium (mg/L)	GWC-21	0.0025	n/a	2/5/2025	0.00013J	No	27	n/a	n/a	77.78	n/a	n/a	0.002502	NP Intra (NDs) 1 of 2
Cadmium (mg/L)	GWC-23	0.0025	n/a	2/5/2025	0.0025ND	No	22	n/a	n/a	81.82	n/a	n/a	0.003707	NP Intra (NDs) 1 of 2
Cadmium (mg/L)	GWC-9	0.0025	n/a	2/5/2025	0.0025ND	No	49	n/a	n/a	95.92	n/a	n/a	0.0007934	NP Intra (NDs) 1 of 2
Chromium (mg/L)	GWA-2	0.01	n/a	2/4/2025	0.0019J	No	48	n/a	n/a	16.67	n/a	n/a	0.0008339	NP Intra (normality) 1 of 2
Chromium (mg/L)	GWA-3	0.0049	n/a	2/4/2025	0.0016J	No	48	n/a	n/a	33.33	n/a	n/a	0.0008339	NP Intra (normality) 1 of 2
Chromium (mg/L)	GWA-4A	0.0096	n/a	2/3/2025	0.002ND	No	48	n/a	n/a	70.83	n/a	n/a	0.0008339	NP Intra (NDs) 1 of 2
Chromium (mg/L)	GWA-5	0.0054	n/a	2/4/2025	0.0015J	No	48	n/a	n/a	66.67	n/a	n/a	0.0008339	NP Intra (NDs) 1 of 2
Chromium (mg/L)	GWA-13	0.0094	n/a	2/4/2025	0.0023	No	27	n/a	n/a	66.67	n/a	n/a	0.002502	NP Intra (NDs) 1 of 2
Chromium (mg/L)	GWA-14	0.0047	n/a	2/4/2025	0.0017J	No	29	n/a	n/a	75.86	n/a	n/a	0.002172	NP Intra (NDs) 1 of 2
Chromium (mg/L)	GWA-15	0.0051	n/a	2/4/2025	0.0021	No	28	n/a	n/a	57.14	n/a	n/a	0.002337	NP Intra (NDs) 1 of 2
Chromium (mg/L)	GWA-16	0.024	n/a	2/4/2025	0.0022	No	27	n/a	n/a	33.33	n/a	n/a	0.002502	NP Intra (normality) 1 of 2
Chromium (mg/L)	GWC-17	0.01	n/a	2/4/2025	0.0036	No	28	n/a	n/a	25	n/a	n/a	0.002337	NP Intra (normality) 1 of 2
Chromium (mg/L)	GWC-18	0.006081	n/a	2/5/2025	0.0034	No	29	0.1328	0.02133	6.897	None	x^(1/3)	0.0003901	Param Intra 1 of 2
Chromium (mg/L)	GWC-1	0.005	n/a	2/5/2025	0.0016J	No	48	n/a	n/a	35.42	n/a	n/a	0.0008339	NP Intra (normality) 1 of 2
Chromium (mg/L)	GWC-10	0.009685	n/a	2/4/2025	0.0043	No	50	0.0568	0.01892	22	Kaplan-Meier	sqrt(x)	0.0003901	Param Intra 1 of 2
Chromium (mg/L)	GWC-11	0.01018	n/a	2/5/2025	0.0067	No	49	0.005642	0.002058	2.041	None	No	0.0003901	Param Intra 1 of 2
Chromium (mg/L)	GWC-12	0.01	n/a	2/5/2025	0.0025	No	49	n/a	n/a	16.33	n/a	n/a	0.0007934	NP Intra (normality) 1 of 2
Chromium (mg/L)	GWC-19	0.0056	n/a	2/4/2025	0.002	No	27	n/a	n/a	11.11	n/a	n/a	0.002502	NP Intra (normality) 1 of 2
Chromium (mg/L)	GWC-20	0.005	n/a	2/5/2025	0.0019J	No	28	n/a	n/a	75	n/a	n/a	0.002337	NP Intra (NDs) 1 of 2
Chromium (mg/L)	GWC-21	0.0044	n/a	2/5/2025	0.002ND	No	26	n/a	n/a	84.62	n/a	n/a	0.002667	NP Intra (NDs) 1 of 2
Chromium (mg/L)	GWC-23	0.004	n/a	2/5/2025	0.0036	No	23	n/a	n/a	43.48	n/a	n/a	0.003415	NP Intra (normality) 1 of 2
Chromium (mg/L)	GWC-9	0.0043	n/a	2/5/2025	0.0014J	No	48	n/a	n/a	62.5	n/a	n/a	0.0008339	NP Intra (NDs) 1 of 2
Cobalt (mg/L)	GWA-2	0.01	n/a	2/4/2025	0.0014J	No	49	n/a	n/a	44.9	n/a	n/a	0.0007934	NP Intra (normality) 1 of 2
Cobalt (mg/L)	GWA-3	0.0025	n/a	2/4/2025	0.00024J	No	48	n/a	n/a	72.92	n/a	n/a	0.0008339	NP Intra (NDs) 1 of 2
Cobalt (mg/L)	GWA-4A	0.013	n/a	2/3/2025	0.0011J	No	48	n/a	n/a	45.83	n/a	n/a	0.0008339	NP Intra (normality) 1 of 2
Cobalt (mg/L)	GWA-5	0.011	n/a	2/4/2025	0.00083J	No	49	n/a	n/a	42.86	n/a	n/a	0.0007934	NP Intra (normality) 1 of 2
Cobalt (mg/L)	GWA-13	0.0025	n/a	2/4/2025	0.00046J	No	29	n/a	n/a	20.69	n/a	n/a	0.002172	NP Intra (normality) 1 of 2
Cobalt (mg/L)	GWA-14	0.0025	n/a	2/4/2025	0.00036J	No	28	n/a	n/a	35.71	n/a	n/a	0.002337	NP Intra (normality) 1 of 2
Cobalt (mg/L)	GWA-15	0.0016	n/a	2/4/2025	0.00041J	No	27	n/a	n/a	14.81	n/a	n/a	0.002502	NP Intra (normality) 1 of 2
Cobalt (mg/L)	GWA-16	0.00125	n/a	2/4/2025	0.00039J	No	27	n/a	n/a	11.11	n/a	n/a	0.002502	NP Intra (normality) 1 of 2
Cobalt (mg/L)	GWC-17	0.0025	n/a	2/4/2025	0.0025ND	No	28	n/a	n/a	32.14	n/a	n/a	0.002337	NP Intra (normality) 1 of 2
Cobalt (mg/L)	GWC-18	0.0025	n/a	2/5/2025	0.0025ND	No	28	n/a	n/a	89.29	n/a	n/a	0.002337	NP Intra (NDs) 1 of 2
Cobalt (mg/L)	GWC-1	0.01	n/a	2/5/2025	0.0013J	No	48	n/a	n/a	39.58	n/a	n/a	0.0008339	NP Intra (normality) 1 of 2
Cobalt (mg/L)	GWC-10	0.0025	n/a	2/4/2025	0.0025ND	No	51	n/a	n/a	94.12	n/a	n/a	0.0007303	NP Intra (NDs) 1 of 2
Cobalt (mg/L)	GWC-11	0.0071	n/a	2/5/2025	0.0025ND	No	49	n/a	n/a	83.67	n/a	n/a	0.0007934	NP Intra (NDs) 1 of 2
Cobalt (mg/L)	GWC-12	0.01	n/a	2/5/2025	0.00057J	No	48	n/a	n/a	43.75	n/a	n/a	0.0008339	NP Intra (normality) 1 of 2
Cobalt (mg/L)	GWC-19	0.0025	n/a	2/4/2025	0.0025ND	No	27	n/a	n/a	81.48	n/a	n/a	0.002502	NP Intra (NDs) 1 of 2
Cobalt (mg/L)	GWC-20	0.001868	n/a	2/5/2025	0.00067J	No	14	0.0323	0.00398	0	None	sqrt(x)	0.0003901	Param Intra 1 of 2
Cobalt (mg/L)	GWC-21	0.003542	n/a	2/5/2025	0.00077J	No	26	-6.662	0.4303	3.846	None	ln(x)	0.0003901	Param Intra 1 of 2
Cobalt (mg/L)	GWC-23	0.01088	n/a	2/5/2025	0.00095J	No	22	0.004884	0.002457	0	None	No	0.0003901	Param Intra 1 of 2
Cobalt (mg/L)	GWC-9	0.0055	n/a	2/5/2025	0.00039J	No	49	n/a	n/a	48.98	n/a	n/a	0.0007934	NP Intra (normality) 1 of 2
Copper (mg/L)	GWA-2	0.003	n/a	2/4/2025	0.002ND	No	43	n/a	n/a	97.67	n/a	n/a	0.001037	NP Intra (NDs) 1 of 2
Copper (mg/L)	GWA-3	0.0034	n/a	2/4/2025	0.002ND	No	42	n/a	n/a	85.71	n/a	n/a	0.001077	NP Intra (NDs) 1 of 2
Copper (mg/L)	GWA-4A	0.0051	n/a	2/3/2025	0.002ND	No	42	n/a	n/a	80.95	n/a	n/a	0.001077	NP Intra (NDs) 1 of 2
Copper (mg/L)	GWA-5	0.0021	n/a	2/4/2025	0.002ND	No	43	n/a	n/a	95.35	n/a	n/a	0.001037	NP Intra (NDs) 1 of 2
Copper (mg/L)	GWA-13	0.002	n/a	2/4/2025	0.002ND	No	23	n/a	n/a	95.65	n/a	n/a	0.003415	NP Intra (NDs) 1 of 2
Copper (mg/L)	GWA-14	0.002	n/a	2/4/2025	0.002ND	No	22	n/a	n/a	90.91	n/a	n/a	0.003707	NP Intra (NDs) 1 of 2
Copper (mg/L)	GWA-15	0.002	n/a	2/4/2025	0.002ND	No	21	n/a	n/a	95.24	n/a	n/a	0.003999	NP Intra (NDs) 1 of 2
Copper (mg/L)	GWA-16	0.002	n/a	2/4/2025	0.002ND	No	21	n/a	n/a	90.48	n/a	n/a	0.003999	NP Intra (NDs) 1 of 2
Copper (mg/L)	GWC-17	0.0021	n/a	2/4/2025	0.002ND	No	22	n/a	n/a	86.36	n/a	n/a	0.003707	NP Intra (NDs) 1 of 2
Copper (mg/L)	GWC-18	0.0021	n/a	2/5/2025	0.002ND	No	22	n/a	n/a	68.18	n/a	n/a	0.003707	NP Intra (NDs) 1 of 2
Copper (mg/L)	GWC-1	0.002	n/a	2/5/2025	0.002ND	No	42	n/a	n/a	97.62	n/a	n/a	0.001077	NP Intra (NDs) 1 of 2
Copper (mg/L)	GWC-11	0.0027	n/a	2/5/2025	0.002ND	No	43	n/a	n/a	90.7	n/a	n/a	0.001037	NP Intra (NDs) 1 of 2
Copper (mg/L)	GWC-12	0.002	n/a	2/5/2025	0.002ND	No	43	n/a	n/a	95.35	n/a	n/a	0.001037	NP Intra (NDs) 1 of 2
Copper (mg/L)	GWC-19	0.002	n/a	2/4/2025	0.002ND	No	21	n/a	n/a	90.48	n/a	n/a	0.003999	NP Intra (NDs) 1 of 2
Copper (mg/L)	GWC-20	0.002	n/a	2/5/2025	0.002ND	No	21	n/a	n/a	90.48	n/a	n/a	0.003999	NP Intra (NDs) 1 of 2
Copper (mg/L)	GWC-21	0.002	n/a	2/5/2025	0.002ND	No	20	n/a	n/a	85	n/a	n/a	0.004291	NP Intra (NDs) 1 of 2
Copper (mg/L)	GWC-23	0.002	n/a	2/5/2025	0.002ND	No	16	n/a	n/a	81.25	n/a	n/a	0.006456	NP Intra (NDs) 1 of 2
Copper (mg/L)	GWC-9	0.0021	n/a	2/5/2025	0.002ND	No	43	n/a	n/a	93.02	n/a	n/a	0.001037	NP Intra (NDs) 1 of 2
Lead (mg/L)	GWA-2	0.0054	n/a	2/4/2025	0.00083J	No	49	n/a	n/a	87.76	n/a	n/a	0.0007934	NP Intra (NDs) 1 of 2
Lead (mg/L)	GWA-3	0.015	n/a	2/4/2025	0.001ND	No	48	n/a	n/a	95.83	n/a	n/a	0.0008339	NP Intra (NDs) 1 of 2
Lead (mg/L)	GWA-4A	0.0037	n/a	2/3/2025	0.001ND	No	48	n/a	n/a	89.58	n/a	n/a	0.0008339	NP Intra (NDs) 1 of 2
Lead (mg/L)	GWA-5	0.001	n/a	2/4/2025	0.001ND	No	49	n/a	n/a	91.84	n/a	n/a	0.0007934	NP Intra (NDs) 1 of 2
Lead (mg/L)	GWA-13	0.001	n/a	2/4/2025	0.001ND	No	29	n/a	n/a	93.1	n/a	n/a	0.002172	NP Intra (NDs) 1 of 2
Lead (mg/L)	GWA-14	0.001	n/a	2/4/2025	0.001ND	No	28	n/a	n/a	89.29	n/a	n/a	0.002337	NP Intra (NDs) 1 of 2

Appendix I - Intrawell Prediction Limits - All Results

Plant McIntosh Client: Southern Company Data: McIntosh LF 4 Printed 4/22/2025, 10:35 AM

Constituent	Well	Upper Lim.	Lower Lim.	Date	Observ.	Sig.	Bg N	Bg Mean	Std. Dev.	%NDs	ND Adj.	Transform	Alpha	Method
Lead (mg/L)	GWA-15	0.001	n/a	2/4/2025	0.001ND	No	27	n/a	n/a	96.3	n/a	n/a	0.002502	NP Intra (NDs) 1 of 2
Lead (mg/L)	GWA-16	0.001	n/a	2/4/2025	0.001ND	No	27	n/a	n/a	88.89	n/a	n/a	0.002502	NP Intra (NDs) 1 of 2
Lead (mg/L)	GWC-17	0.001	n/a	2/4/2025	0.001ND	No	28	n/a	n/a	96.43	n/a	n/a	0.002337	NP Intra (NDs) 1 of 2
Lead (mg/L)	GWC-18	0.001	n/a	2/5/2025	0.001ND	No	28	n/a	n/a	71.43	n/a	n/a	0.002337	NP Intra (NDs) 1 of 2
Lead (mg/L)	GWC-11	0.001	n/a	2/5/2025	0.001ND	No	49	n/a	n/a	89.8	n/a	n/a	0.0007934	NP Intra (NDs) 1 of 2
Lead (mg/L)	GWC-19	0.001	n/a	2/4/2025	0.001ND	No	27	n/a	n/a	96.3	n/a	n/a	0.002502	NP Intra (NDs) 1 of 2
Lead (mg/L)	GWC-20	0.001	n/a	2/5/2025	0.001ND	No	27	n/a	n/a	92.59	n/a	n/a	0.002502	NP Intra (NDs) 1 of 2
Lead (mg/L)	GWC-21	0.001	n/a	2/5/2025	0.001ND	No	27	n/a	n/a	92.59	n/a	n/a	0.002502	NP Intra (NDs) 1 of 2
Lead (mg/L)	GWC-23	0.001	n/a	2/5/2025	0.001ND	No	22	n/a	n/a	86.36	n/a	n/a	0.003707	NP Intra (NDs) 1 of 2
Nickel (mg/L)	GWA-2	0.0043	n/a	2/4/2025	0.0011	No	43	n/a	n/a	67.44	n/a	n/a	0.001037	NP Intra (NDs) 1 of 2
Nickel (mg/L)	GWA-3	0.001	n/a	2/4/2025	0.001ND	No	41	n/a	n/a	85.37	n/a	n/a	0.001118	NP Intra (NDs) 1 of 2
Nickel (mg/L)	GWA-4A	0.0072	n/a	2/3/2025	0.00044J	No	42	n/a	n/a	59.52	n/a	n/a	0.001077	NP Intra (NDs) 1 of 2
Nickel (mg/L)	GWA-5	0.0031	n/a	2/4/2025	0.00065J	No	43	n/a	n/a	81.4	n/a	n/a	0.001037	NP Intra (NDs) 1 of 2
Nickel (mg/L)	GWA-13	0.001	n/a	2/4/2025	0.001ND	No	22	n/a	n/a	81.82	n/a	n/a	0.003707	NP Intra (NDs) 1 of 2
Nickel (mg/L)	GWA-14	0.001	n/a	2/4/2025	0.00052J	No	21	n/a	n/a	57.14	n/a	n/a	0.003999	NP Intra (NDs) 1 of 2
Nickel (mg/L)	GWA-15	0.001	n/a	2/4/2025	0.0005J	No	21	n/a	n/a	76.19	n/a	n/a	0.003999	NP Intra (NDs) 1 of 2
Nickel (mg/L)	GWA-16	0.001	n/a	2/4/2025	0.00052J	No	21	n/a	n/a	66.67	n/a	n/a	0.003999	NP Intra (NDs) 1 of 2
Nickel (mg/L)	GWC-17	0.004046	n/a	2/4/2025	0.0019	No	22	-6.243	0.3002	9.091	None	ln(x)	0.0003901	Param Intra 1 of 2
Nickel (mg/L)	GWC-18	0.0019	n/a	2/5/2025	0.0008J	No	22	n/a	n/a	31.82	n/a	n/a	0.003707	NP Intra (normality) 1 of 2
Nickel (mg/L)	GWC-1	0.0025	n/a	2/5/2025	0.00098J	No	42	n/a	n/a	66.67	n/a	n/a	0.001077	NP Intra (NDs) 1 of 2
Nickel (mg/L)	GWC-10	0.0013	n/a	2/4/2025	0.001ND	No	43	n/a	n/a	90.7	n/a	n/a	0.001037	NP Intra (NDs) 1 of 2
Nickel (mg/L)	GWC-11	0.0049	n/a	2/5/2025	0.00043J	No	43	n/a	n/a	74.42	n/a	n/a	0.001037	NP Intra (NDs) 1 of 2
Nickel (mg/L)	GWC-12	0.0064	n/a	2/5/2025	0.00087J	No	43	n/a	n/a	67.44	n/a	n/a	0.001037	NP Intra (NDs) 1 of 2
Nickel (mg/L)	GWC-19	0.0051	n/a	2/4/2025	0.001	No	21	n/a	n/a	4.762	n/a	n/a	0.003999	NP Intra (normality) 1 of 2
Nickel (mg/L)	GWC-20	0.0067	n/a	2/5/2025	0.00081J	No	21	n/a	n/a	23.81	n/a	n/a	0.003999	NP Intra (normality) 1 of 2
Nickel (mg/L)	GWC-21	0.0012	n/a	2/5/2025	0.00065J	No	21	n/a	n/a	47.62	n/a	n/a	0.003999	NP Intra (normality) 1 of 2
Nickel (mg/L)	GWC-23	0.003029	n/a	2/5/2025	0.0011	No	16	0.0398	0.005828	6.25	None	sqrt(x)	0.0003901	Param Intra 1 of 2
Nickel (mg/L)	GWC-9	0.0033	n/a	2/5/2025	0.00078J	No	43	n/a	n/a	72.09	n/a	n/a	0.001037	NP Intra (NDs) 1 of 2
Selenium (mg/L)	GWA-2	0.005	n/a	2/4/2025	0.005ND	No	49	n/a	n/a	93.88	n/a	n/a	0.0007934	NP Intra (NDs) 1 of 2
Selenium (mg/L)	GWA-3	0.005	n/a	2/4/2025	0.005ND	No	49	n/a	n/a	89.8	n/a	n/a	0.0007934	NP Intra (NDs) 1 of 2
Selenium (mg/L)	GWA-4A	0.005	n/a	2/3/2025	0.005ND	No	48	n/a	n/a	93.75	n/a	n/a	0.0008339	NP Intra (NDs) 1 of 2
Selenium (mg/L)	GWA-13	0.005	n/a	2/4/2025	0.005ND	No	28	n/a	n/a	96.43	n/a	n/a	0.002337	NP Intra (NDs) 1 of 2
Selenium (mg/L)	GWA-15	0.005	n/a	2/4/2025	0.005ND	No	27	n/a	n/a	96.3	n/a	n/a	0.002502	NP Intra (NDs) 1 of 2
Selenium (mg/L)	GWA-16	0.005	n/a	2/4/2025	0.005ND	No	27	n/a	n/a	96.3	n/a	n/a	0.002502	NP Intra (NDs) 1 of 2
Selenium (mg/L)	GWC-18	0.005	n/a	2/5/2025	0.005ND	No	28	n/a	n/a	96.43	n/a	n/a	0.002337	NP Intra (NDs) 1 of 2
Selenium (mg/L)	GWC-1	0.005	n/a	2/5/2025	0.005ND	No	48	n/a	n/a	95.83	n/a	n/a	0.0008339	NP Intra (NDs) 1 of 2
Selenium (mg/L)	GWC-10	0.005	n/a	2/4/2025	0.005ND	No	49	n/a	n/a	95.92	n/a	n/a	0.0007934	NP Intra (NDs) 1 of 2
Selenium (mg/L)	GWC-11	0.005	n/a	2/5/2025	0.005ND	No	49	n/a	n/a	87.76	n/a	n/a	0.0007934	NP Intra (NDs) 1 of 2
Selenium (mg/L)	GWC-19	0.005	n/a	2/4/2025	0.005ND	No	27	n/a	n/a	96.3	n/a	n/a	0.002502	NP Intra (NDs) 1 of 2
Selenium (mg/L)	GWC-20	0.005	n/a	2/5/2025	0.005ND	No	27	n/a	n/a	96.3	n/a	n/a	0.002502	NP Intra (NDs) 1 of 2
Selenium (mg/L)	GWC-21	0.005	n/a	2/5/2025	0.005ND	No	27	n/a	n/a	96.3	n/a	n/a	0.002502	NP Intra (NDs) 1 of 2
Selenium (mg/L)	GWC-9	0.0058	n/a	2/5/2025	0.005ND	No	49	n/a	n/a	97.96	n/a	n/a	0.0007934	NP Intra (NDs) 1 of 2
Silver (mg/L)	GWC-18	0.001	n/a	2/5/2025	0.001ND	No	22	n/a	n/a	95.45	n/a	n/a	0.003707	NP Intra (NDs) 1 of 2
Silver (mg/L)	GWC-1	0.001	n/a	2/5/2025	0.001ND	No	42	n/a	n/a	97.62	n/a	n/a	0.001077	NP Intra (NDs) 1 of 2
Silver (mg/L)	GWC-10	0.001	n/a	2/4/2025	0.001ND	No	43	n/a	n/a	97.67	n/a	n/a	0.001037	NP Intra (NDs) 1 of 2
Silver (mg/L)	GWC-11	0.001	n/a	2/5/2025	0.001ND	No	43	n/a	n/a	95.35	n/a	n/a	0.001037	NP Intra (NDs) 1 of 2
Silver (mg/L)	GWC-21	0.001	n/a	2/5/2025	0.001ND	No	21	n/a	n/a	95.24	n/a	n/a	0.003999	NP Intra (NDs) 1 of 2
Silver (mg/L)	GWC-23	0.001	n/a	2/5/2025	0.001ND	No	16	n/a	n/a	93.75	n/a	n/a	0.006456	NP Intra (NDs) 1 of 2
Silver (mg/L)	GWC-9	0.001	n/a	2/5/2025	0.001ND	No	43	n/a	n/a	97.67	n/a	n/a	0.001037	NP Intra (NDs) 1 of 2
Thallium (mg/L)	GWA-2	0.001	n/a	2/4/2025	0.001ND	No	46	n/a	n/a	93.48	n/a	n/a	0.0009151	NP Intra (NDs) 1 of 2
Thallium (mg/L)	GWA-3	0.001	n/a	2/4/2025	0.001ND	No	46	n/a	n/a	95.65	n/a	n/a	0.0009151	NP Intra (NDs) 1 of 2
Thallium (mg/L)	GWA-4A	0.001	n/a	2/3/2025	0.001ND	No	45	n/a	n/a	95.56	n/a	n/a	0.0009557	NP Intra (NDs) 1 of 2
Thallium (mg/L)	GWA-13	0.001	n/a	2/4/2025	0.001ND	No	28	n/a	n/a	85.71	n/a	n/a	0.002337	NP Intra (NDs) 1 of 2
Thallium (mg/L)	GWA-14	0.001	n/a	2/4/2025	0.001ND	No	27	n/a	n/a	85.19	n/a	n/a	0.002502	NP Intra (NDs) 1 of 2
Thallium (mg/L)	GWA-16	0.001	n/a	2/4/2025	0.001ND	No	27	n/a	n/a	92.59	n/a	n/a	0.002502	NP Intra (NDs) 1 of 2
Thallium (mg/L)	GWC-17	0.001	n/a	2/4/2025	0.001ND	No	28	n/a	n/a	78.57	n/a	n/a	0.002337	NP Intra (NDs) 1 of 2
Thallium (mg/L)	GWC-18	0.001	n/a	2/5/2025	0.001ND	No	28	n/a	n/a	39.29	n/a	n/a	0.002337	NP Intra (normality) 1 of 2
Thallium (mg/L)	GWC-10	0.001	n/a	2/4/2025	0.001ND	No	46	n/a	n/a	93.48	n/a	n/a	0.0009151	NP Intra (NDs) 1 of 2
Thallium (mg/L)	GWC-11	0.001	n/a	2/5/2025	0.001ND	No	46	n/a	n/a	93.48	n/a	n/a	0.0009151	NP Intra (NDs) 1 of 2
Thallium (mg/L)	GWC-12	0.001	n/a	2/5/2025	0.001ND	No	46	n/a	n/a	95.65	n/a	n/a	0.0009151	NP Intra (NDs) 1 of 2
Thallium (mg/L)	GWC-19	0.001	n/a	2/4/2025	0.001ND	No	27	n/a	n/a	88.89	n/a	n/a	0.002502	NP Intra (NDs) 1 of 2
Thallium (mg/L)	GWC-20	0.001	n/a	2/5/2025	0.001ND	No	27	n/a	n/a	74.07	n/a	n/a	0.002502	NP Intra (NDs) 1 of 2
Thallium (mg/L)	GWC-21	0.001	n/a	2/5/2025	0.001ND	No	27	n/a	n/a	88.89	n/a	n/a	0.002502	NP Intra (NDs) 1 of 2
Thallium (mg/L)	GWC-23	0.001	n/a	2/5/2025	0.001ND	No	22	n/a	n/a	72.73	n/a	n/a	0.003707	NP Intra (NDs) 1 of 2
Thallium (mg/L)	GWC-9	0.001	n/a	2/5/2025	0.001ND	No	46	n/a	n/a	97.83	n/a	n/a	0.0009151	NP Intra (NDs) 1 of 2
Vanadium (mg/L)	GWA-2	0.0051	n/a	2/4/2025	0.002ND	No	43	n/a	n/a	86.05	n/a	n/a	0.001037	NP Intra (NDs) 1 of 2
Vanadium (mg/L)	GWA-3	0.005	n/a	2/4/2025	0.002ND	No	42	n/a	n/a	80.95	n/a	n/a	0.001077	NP Intra (NDs) 1 of 2
Vanadium (mg/L)	GWA-4A	0.0033	n/a	2/3/2025	0.002ND	No	42	n/a	n/a	85.71	n/a	n/a	0.001077	NP Intra (NDs) 1 of 2

Appendix I - Intrawell Prediction Limits - All Results

Plant McIntosh Client: Southern Company Data: McIntosh LF 4 Printed 4/22/2025, 10:35 AM

Constituent	Well	Upper Lim.	Lower Lim.	Date	Observ.	Sig.	Bg N	Bg Mean	Std. Dev.	%NDs	ND Adj.	Transform	Alpha	Method
Vanadium (mg/L)	GWA-5	0.0035	n/a	2/4/2025	0.002ND	No	43	n/a	n/a	88.37	n/a	n/a	0.001037	NP Intra (NDs) 1 of 2
Vanadium (mg/L)	GWA-13	0.0027	n/a	2/4/2025	0.002ND	No	23	n/a	n/a	78.26	n/a	n/a	0.003415	NP Intra (NDs) 1 of 2
Vanadium (mg/L)	GWA-14	0.002	n/a	2/4/2025	0.002ND	No	22	n/a	n/a	90.91	n/a	n/a	0.003707	NP Intra (NDs) 1 of 2
Vanadium (mg/L)	GWA-15	0.0041	n/a	2/4/2025	0.002ND	No	21	n/a	n/a	80.95	n/a	n/a	0.003999	NP Intra (NDs) 1 of 2
Vanadium (mg/L)	GWA-16	0.002	n/a	2/4/2025	0.002ND	No	21	n/a	n/a	80.95	n/a	n/a	0.003999	NP Intra (NDs) 1 of 2
Vanadium (mg/L)	GWC-17	0.004	n/a	2/4/2025	0.002ND	No	22	n/a	n/a	81.82	n/a	n/a	0.003707	NP Intra (NDs) 1 of 2
Vanadium (mg/L)	GWC-18	0.006776	n/a	2/5/2025	0.0026	No	22	0.05581	0.01086	4.545	None	sqrt(x)	0.0003901	Param Intra 1 of 2
Vanadium (mg/L)	GWC-1	0.0032	n/a	2/5/2025	0.002ND	No	42	n/a	n/a	80.95	n/a	n/a	0.001077	NP Intra (NDs) 1 of 2
Vanadium (mg/L)	GWC-10	0.0027	n/a	2/4/2025	0.00064J	No	42	n/a	n/a	66.67	n/a	n/a	0.001077	NP Intra (NDs) 1 of 2
Vanadium (mg/L)	GWC-11	0.0025	n/a	2/5/2025	0.00086J	No	41	n/a	n/a	56.1	n/a	n/a	0.001118	NP Intra (NDs) 1 of 2
Vanadium (mg/L)	GWC-12	0.002	n/a	2/5/2025	0.002ND	No	41	n/a	n/a	87.8	n/a	n/a	0.001118	NP Intra (NDs) 1 of 2
Vanadium (mg/L)	GWC-19	0.00493	n/a	2/4/2025	0.002	No	21	-6.575	0.5131	38.1	Kaplan-Meier	ln(x)	0.0003901	Param Intra 1 of 2
Vanadium (mg/L)	GWC-20	0.0074	n/a	2/5/2025	0.002ND	No	21	n/a	n/a	71.43	n/a	n/a	0.003999	NP Intra (NDs) 1 of 2
Vanadium (mg/L)	GWC-21	0.0058	n/a	2/5/2025	0.0015J	No	21	n/a	n/a	61.9	n/a	n/a	0.003999	NP Intra (NDs) 1 of 2
Vanadium (mg/L)	GWC-23	0.005106	n/a	2/5/2025	0.002ND	No	16	0.1084	0.02441	50	Kaplan-Meier	x^(1/3)	0.0003901	Param Intra 1 of 2
Vanadium (mg/L)	GWC-9	0.006	n/a	2/5/2025	0.002ND	No	42	n/a	n/a	85.71	n/a	n/a	0.001077	NP Intra (NDs) 1 of 2
Zinc (mg/L)	GWA-2	0.02	n/a	2/4/2025	0.0063	No	43	n/a	n/a	25.58	n/a	n/a	0.001037	NP Intra (normality) 1 of 2
Zinc (mg/L)	GWA-3	0.045	n/a	2/4/2025	0.0031J	No	42	n/a	n/a	47.62	n/a	n/a	0.001077	NP Intra (normality) 1 of 2
Zinc (mg/L)	GWA-4A	0.01518	n/a	2/3/2025	0.0039J	No	41	-5.376	0.5302	24.39	Kaplan-Meier	ln(x)	0.0003901	Param Intra 1 of 2
Zinc (mg/L)	GWA-5	0.022	n/a	2/4/2025	0.0057	No	44	n/a	n/a	31.82	n/a	n/a	0.0009963	NP Intra (normality) 1 of 2
Zinc (mg/L)	GWA-13	0.0061	n/a	2/4/2025	0.0033J	No	23	n/a	n/a	56.52	n/a	n/a	0.003415	NP Intra (NDs) 1 of 2
Zinc (mg/L)	GWA-14	0.024	n/a	2/4/2025	0.0049J	No	22	n/a	n/a	27.27	n/a	n/a	0.003707	NP Intra (normality) 1 of 2
Zinc (mg/L)	GWA-15	0.014	n/a	2/4/2025	0.0028J	No	21	n/a	n/a	33.33	n/a	n/a	0.003999	NP Intra (normality) 1 of 2
Zinc (mg/L)	GWA-16	0.007341	n/a	2/4/2025	0.0034J	No	21	0.003833	0.001425	33.33	Kaplan-Meier	No	0.0003901	Param Intra 1 of 2
Zinc (mg/L)	GWC-17	0.02	n/a	2/4/2025	0.0067	No	22	n/a	n/a	18.18	n/a	n/a	0.003707	NP Intra (normality) 1 of 2
Zinc (mg/L)	GWC-18	0.025	n/a	2/5/2025	0.0028J	No	21	n/a	n/a	28.57	n/a	n/a	0.003999	NP Intra (normality) 1 of 2
Zinc (mg/L)	GWC-1	0.015	n/a	2/5/2025	0.003J	No	42	n/a	n/a	26.19	n/a	n/a	0.001077	NP Intra (normality) 1 of 2
Zinc (mg/L)	GWC-10	0.019	n/a	2/4/2025	0.005ND	No	45	n/a	n/a	68.89	n/a	n/a	0.0009557	NP Intra (NDs) 1 of 2
Zinc (mg/L)	GWC-11	0.0089	n/a	2/5/2025	0.005ND	No	42	n/a	n/a	61.9	n/a	n/a	0.001077	NP Intra (NDs) 1 of 2
Zinc (mg/L)	GWC-12	0.00775	n/a	2/5/2025	0.005ND	No	43	0.06066	0.01228	37.21	Kaplan-Meier	sqrt(x)	0.0003901	Param Intra 1 of 2
Zinc (mg/L)	GWC-19	0.017	n/a	2/4/2025	0.005ND	No	21	n/a	n/a	42.86	n/a	n/a	0.003999	NP Intra (normality) 1 of 2
Zinc (mg/L)	GWC-20	0.0084	n/a	2/5/2025	0.005ND	No	21	n/a	n/a	47.62	n/a	n/a	0.003999	NP Intra (normality) 1 of 2
Zinc (mg/L)	GWC-21	0.016	n/a	2/5/2025	0.0034J	No	21	n/a	n/a	47.62	n/a	n/a	0.003999	NP Intra (normality) 1 of 2
Zinc (mg/L)	GWC-23	0.017	n/a	2/5/2025	0.005ND	No	16	n/a	n/a	25	n/a	n/a	0.006456	NP Intra (normality) 1 of 2
Zinc (mg/L)	GWC-9	0.051	n/a	2/5/2025	0.005ND	No	43	n/a	n/a	60.47	n/a	n/a	0.001037	NP Intra (NDs) 1 of 2

Sanitas™ v.10.0.24 Software licensed to Groundwater Stats Consulting. UG
Hollow symbols indicate censored values.

Within Limit

Prediction Limit

Intrawell Non-parametric

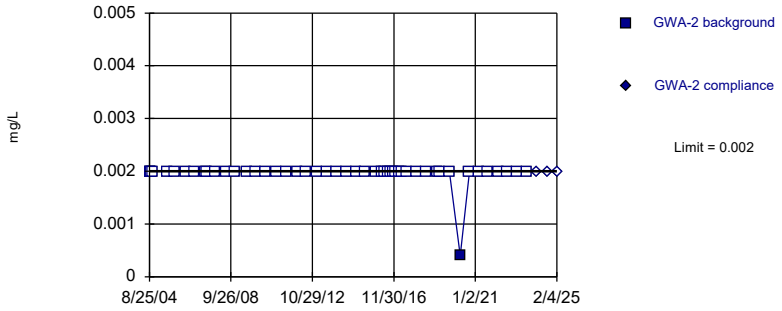

Non-parametric test used in lieu of parametric prediction limit because censored data exceeded 50%. Limit is highest of 49 background values. 97.96% NDs. Well-constituent pair annual alpha = 0.001586. Individual comparison alpha = 0.0007934 (1 of 2).

Constituent: Antimony Analysis Run 4/22/2025 10:29 AM View: Appendix I - Intrawell
Plant McIntosh Client: Southern Company Data: McIntosh LF 4

Sanitas™ v.10.0.24 Software licensed to Groundwater Stats Consulting. UG
Hollow symbols indicate censored values.

Within Limit

Prediction Limit

Intrawell Non-parametric

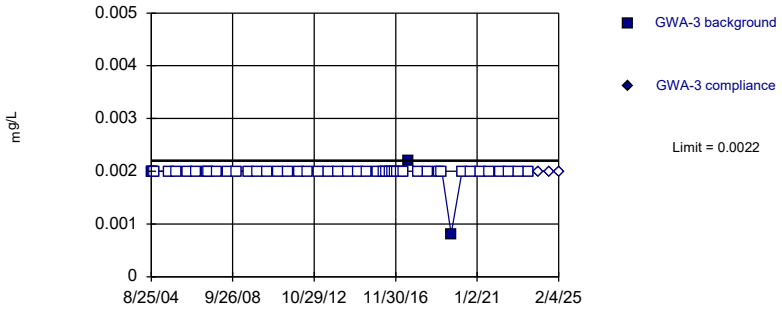

Non-parametric test used in lieu of parametric prediction limit because censored data exceeded 50%. Limit is highest of 49 background values. 95.92% NDs. Well-constituent pair annual alpha = 0.001586. Individual comparison alpha = 0.0007934 (1 of 2).

Constituent: Antimony Analysis Run 4/22/2025 10:29 AM View: Appendix I - Intrawell
Plant McIntosh Client: Southern Company Data: McIntosh LF 4

Sanitas™ v.10.0.24 Software licensed to Groundwater Stats Consulting. UG
Hollow symbols indicate censored values.

Within Limit

Prediction Limit

Intrawell Non-parametric

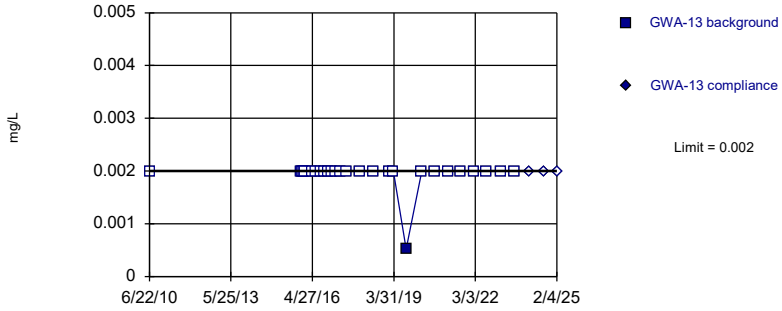

Non-parametric test used in lieu of parametric prediction limit because censored data exceeded 50%. Limit is highest of 28 background values. 96.43% NDs. Well-constituent pair annual alpha = 0.004669. Individual comparison alpha = 0.002337 (1 of 2).

Constituent: Antimony Analysis Run 4/22/2025 10:29 AM View: Appendix I - Intrawell
Plant McIntosh Client: Southern Company Data: McIntosh LF 4

Sanitas™ v.10.0.24 Software licensed to Groundwater Stats Consulting. UG
Hollow symbols indicate censored values.

Within Limit

Prediction Limit

Intrawell Non-parametric

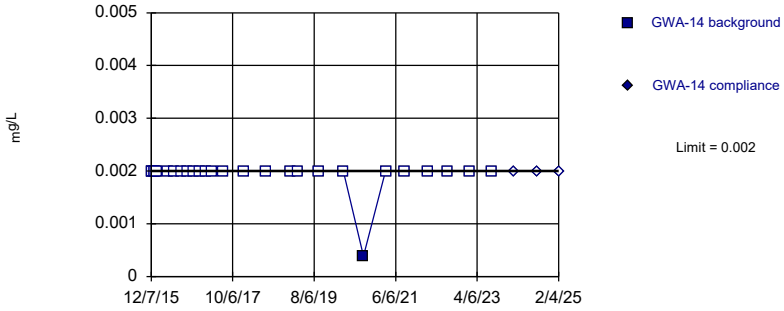

Non-parametric test used in lieu of parametric prediction limit because censored data exceeded 50%. Limit is highest of 27 background values. 96.3% NDs. Well-constituent pair annual alpha = 0.004998. Individual comparison alpha = 0.002502 (1 of 2).

Constituent: Antimony Analysis Run 4/22/2025 10:29 AM View: Appendix I - Intrawell
Plant McIntosh Client: Southern Company Data: McIntosh LF 4

Sanitas™ v.10.0.24 Software licensed to Groundwater Stats Consulting. UG
Hollow symbols indicate censored values.
Within Limit

Prediction Limit

Intrawell Non-parametric

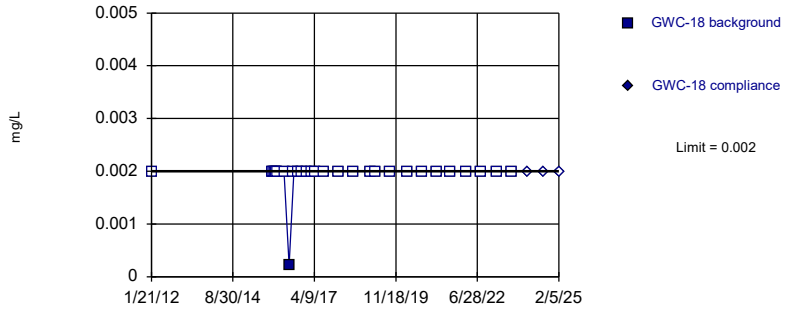

Non-parametric test used in lieu of parametric prediction limit because censored data exceeded 50%. Limit is highest of 28 background values. 96.43% NDs. Well-constituent pair annual alpha = 0.004669. Individual comparison alpha = 0.002337 (1 of 2).

Constituent: Antimony Analysis Run 4/22/2025 10:29 AM View: Appendix I - Intrawell
Plant McIntosh Client: Southern Company Data: McIntosh LF 4

Sanitas™ v.10.0.24 Software licensed to Groundwater Stats Consulting. UG
Hollow symbols indicate censored values.
Within Limit

Prediction Limit

Intrawell Non-parametric

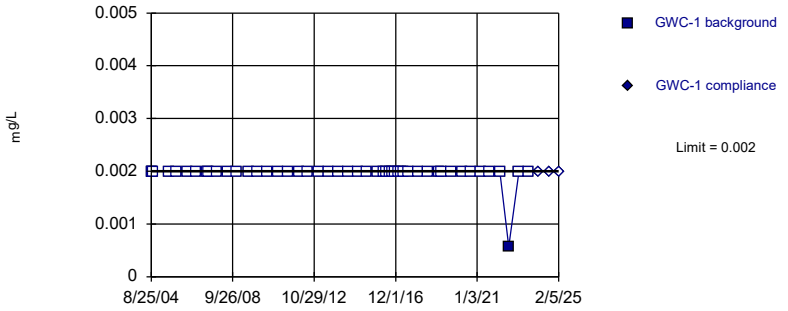

Non-parametric test used in lieu of parametric prediction limit because censored data exceeded 50%. Limit is highest of 48 background values. 97.92% NDs. Well-constituent pair annual alpha = 0.001667. Individual comparison alpha = 0.0008339 (1 of 2).

Constituent: Antimony Analysis Run 4/22/2025 10:29 AM View: Appendix I - Intrawell
Plant McIntosh Client: Southern Company Data: McIntosh LF 4

Sanitas™ v.10.0.24 Software licensed to Groundwater Stats Consulting. UG
Hollow symbols indicate censored values.
Within Limit

Prediction Limit

Intrawell Non-parametric

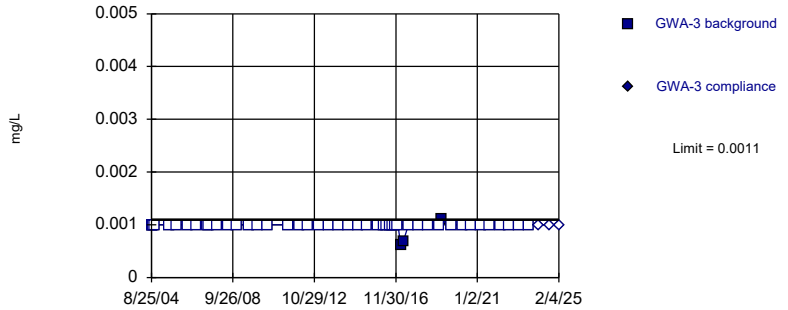

Non-parametric test used in lieu of parametric prediction limit because censored data exceeded 50%. Limit is highest of 48 background values. 93.75% NDs. Well-constituent pair annual alpha = 0.001667. Individual comparison alpha = 0.0008339 (1 of 2).

Constituent: Arsenic Analysis Run 4/22/2025 10:29 AM View: Appendix I - Intrawell
Plant McIntosh Client: Southern Company Data: McIntosh LF 4

Sanitas™ v.10.0.24 Software licensed to Groundwater Stats Consulting. UG
Hollow symbols indicate censored values.
Within Limit

Prediction Limit

Intrawell Non-parametric

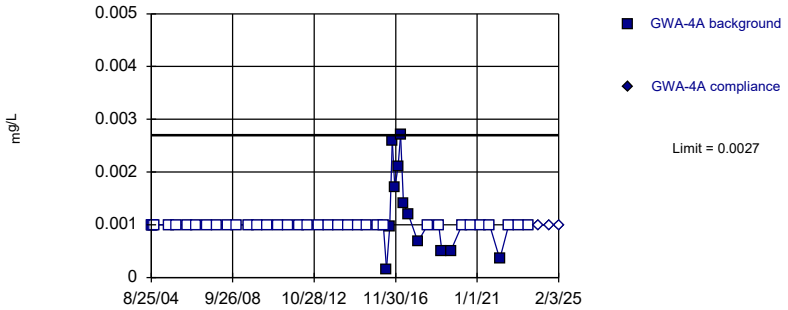

Non-parametric test used in lieu of parametric prediction limit because censored data exceeded 50%. Limit is highest of 48 background values. 75% NDs. Well-constituent pair annual alpha = 0.001667. Individual comparison alpha = 0.0008339 (1 of 2).

Constituent: Arsenic Analysis Run 4/22/2025 10:29 AM View: Appendix I - Intrawell
Plant McIntosh Client: Southern Company Data: McIntosh LF 4

Sanitas™ v.10.0.24 Software licensed to Groundwater Stats Consulting. UG
Hollow symbols indicate censored values.

Within Limit

Prediction Limit

Intrawell Non-parametric

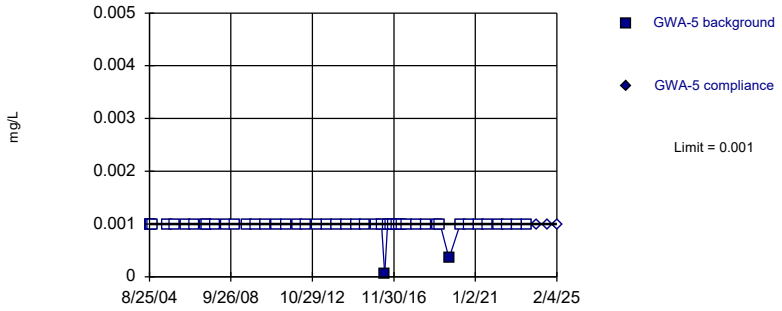

Non-parametric test used in lieu of parametric prediction limit because censored data exceeded 50%. Limit is highest of 49 background values. 95.92% NDs. Well-constituent pair annual alpha = 0.001586. Individual comparison alpha = 0.0007934 (1 of 2).

Constituent: Arsenic Analysis Run 4/22/2025 10:29 AM View: Appendix I - Intrawell
Plant McIntosh Client: Southern Company Data: McIntosh LF 4

Sanitas™ v.10.0.24 Software licensed to Groundwater Stats Consulting. UG
Hollow symbols indicate censored values.

Within Limit

Prediction Limit

Intrawell Non-parametric

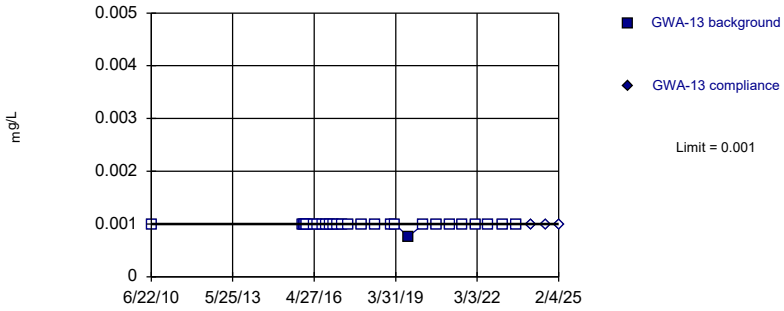

Non-parametric test used in lieu of parametric prediction limit because censored data exceeded 50%. Limit is highest of 28 background values. 96.43% NDs. Well-constituent pair annual alpha = 0.004669. Individual comparison alpha = 0.002337 (1 of 2).

Constituent: Arsenic Analysis Run 4/22/2025 10:29 AM View: Appendix I - Intrawell
Plant McIntosh Client: Southern Company Data: McIntosh LF 4

Sanitas™ v.10.0.24 Software licensed to Groundwater Stats Consulting. UG
Hollow symbols indicate censored values.

Within Limit

Prediction Limit

Intrawell Non-parametric

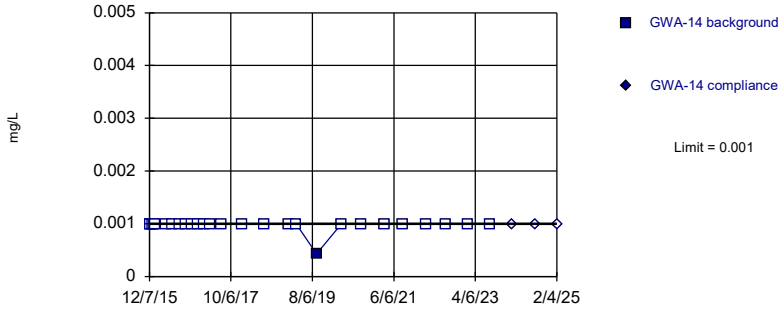

Non-parametric test used in lieu of parametric prediction limit because censored data exceeded 50%. Limit is highest of 27 background values. 96.3% NDs. Well-constituent pair annual alpha = 0.004998. Individual comparison alpha = 0.002502 (1 of 2).

Constituent: Arsenic Analysis Run 4/22/2025 10:29 AM View: Appendix I - Intrawell
Plant McIntosh Client: Southern Company Data: McIntosh LF 4

Sanitas™ v.10.0.24 Software licensed to Groundwater Stats Consulting. UG
Hollow symbols indicate censored values.

Within Limit

Prediction Limit

Intrawell Non-parametric

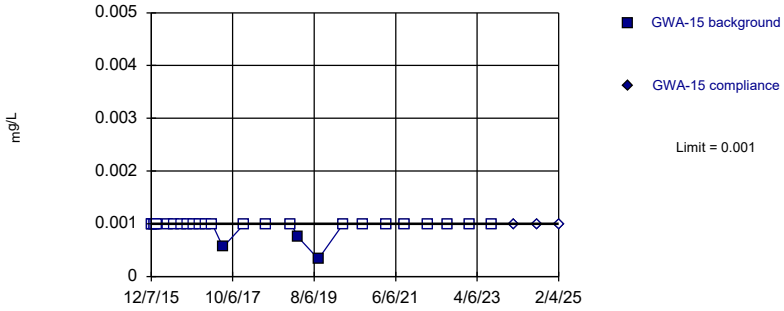

Non-parametric test used in lieu of parametric prediction limit because censored data exceeded 50%. Limit is highest of 27 background values. 88.89% NDs. Well-constituent pair annual alpha = 0.004998. Individual comparison alpha = 0.002502 (1 of 2).

Constituent: Arsenic Analysis Run 4/22/2025 10:29 AM View: Appendix I - Intrawell
Plant McIntosh Client: Southern Company Data: McIntosh LF 4

Sanitas™ v.10.0.24 Software licensed to Groundwater Stats Consulting. UG
Hollow symbols indicate censored values.

Within Limit

Prediction Limit

Intrawell Non-parametric

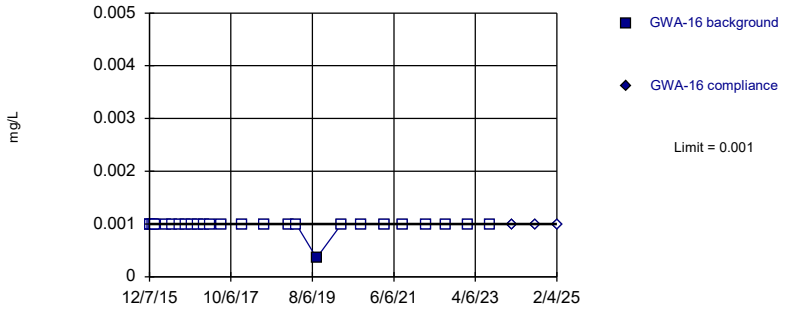

Non-parametric test used in lieu of parametric prediction limit because censored data exceeded 50%. Limit is highest of 27 background values. 96.3% NDs. Well-constituent pair annual alpha = 0.004998. Individual comparison alpha = 0.002502 (1 of 2).

Constituent: Arsenic Analysis Run 4/22/2025 10:29 AM View: Appendix I - Intrawell
Plant McIntosh Client: Southern Company Data: McIntosh LF 4

Sanitas™ v.10.0.24 Software licensed to Groundwater Stats Consulting. UG
Hollow symbols indicate censored values.

Within Limit

Prediction Limit

Intrawell Non-parametric

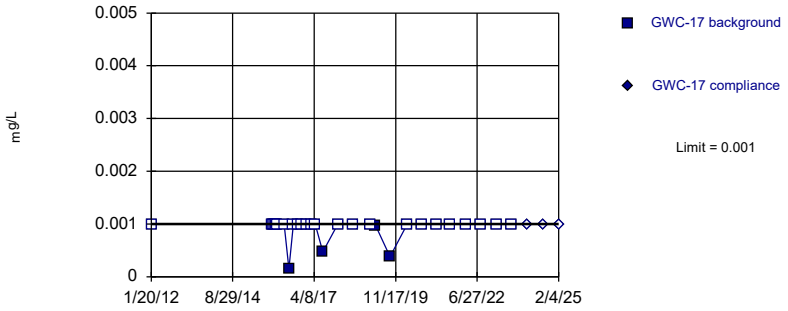

Non-parametric test used in lieu of parametric prediction limit because censored data exceeded 50%. Limit is highest of 28 background values. 85.71% NDs. Well-constituent pair annual alpha = 0.004669. Individual comparison alpha = 0.002337 (1 of 2).

Constituent: Arsenic Analysis Run 4/22/2025 10:29 AM View: Appendix I - Intrawell
Plant McIntosh Client: Southern Company Data: McIntosh LF 4

Sanitas™ v.10.0.24 Software licensed to Groundwater Stats Consulting. UG
Hollow symbols indicate censored values.

Within Limit

Prediction Limit

Intrawell Non-parametric

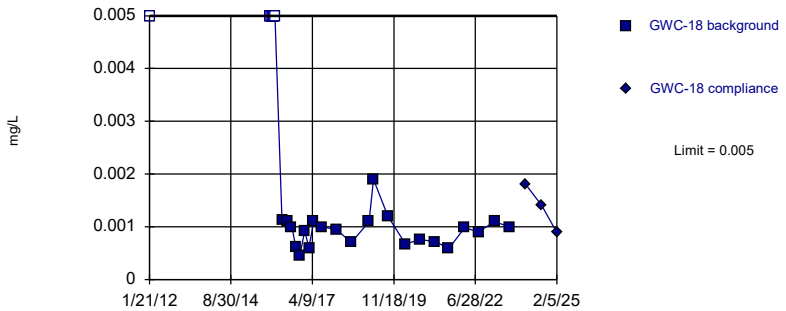

Non-parametric test used in lieu of parametric prediction limit because the Shapiro Wilk normality test showed the data to be non-normal at the 0.01 alpha level. Limit is highest of 28 background values. 21.43% NDs. Well-constituent pair annual alpha = 0.004669. Individual comparison alpha = 0.002337 (1 of 2).

Constituent: Arsenic Analysis Run 4/22/2025 10:29 AM View: Appendix I - Intrawell
Plant McIntosh Client: Southern Company Data: McIntosh LF 4

Sanitas™ v.10.0.24 Software licensed to Groundwater Stats Consulting. UG
Hollow symbols indicate censored values.

Within Limit

Prediction Limit

Intrawell Non-parametric

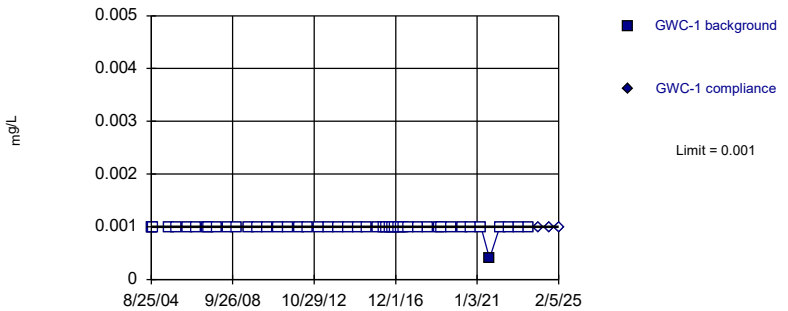

Non-parametric test used in lieu of parametric prediction limit because censored data exceeded 50%. Limit is highest of 48 background values. 97.92% NDs. Well-constituent pair annual alpha = 0.001667. Individual comparison alpha = 0.0008339 (1 of 2).

Constituent: Arsenic Analysis Run 4/22/2025 10:29 AM View: Appendix I - Intrawell
Plant McIntosh Client: Southern Company Data: McIntosh LF 4

Sanitas™ v.10.0.24 Software licensed to Groundwater Stats Consulting. UG
Hollow symbols indicate censored values.

Within Limit

Prediction Limit

Intrawell Non-parametric

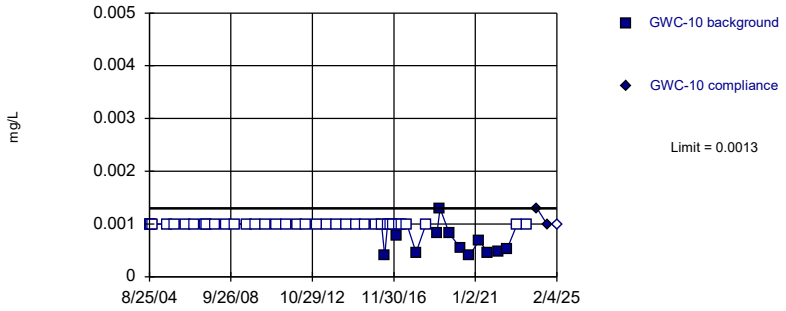

Non-parametric test used in lieu of parametric prediction limit because censored data exceeded 50%. Limit is highest of 49 background values. 75.51% NDs. Well-constituent pair annual alpha = 0.001586. Individual comparison alpha = 0.0007934 (1 of 2).

Constituent: Arsenic Analysis Run 4/22/2025 10:29 AM View: Appendix I - Intrawell
Plant McIntosh Client: Southern Company Data: McIntosh LF 4

Sanitas™ v.10.0.24 Software licensed to Groundwater Stats Consulting. UG
Hollow symbols indicate censored values.

Within Limit

Prediction Limit

Intrawell Non-parametric

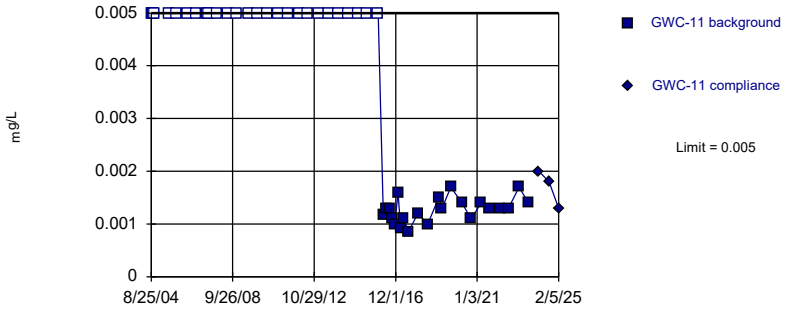

Non-parametric test used in lieu of parametric prediction limit because censored data exceeded 50%. Limit is highest of 49 background values. 55.1% NDs. Well-constituent pair annual alpha = 0.001586. Individual comparison alpha = 0.0007934 (1 of 2).

Constituent: Arsenic Analysis Run 4/22/2025 10:29 AM View: Appendix I - Intrawell
Plant McIntosh Client: Southern Company Data: McIntosh LF 4

Sanitas™ v.10.0.24 Software licensed to Groundwater Stats Consulting. UG
Hollow symbols indicate censored values.

Within Limit

Prediction Limit

Intrawell Non-parametric

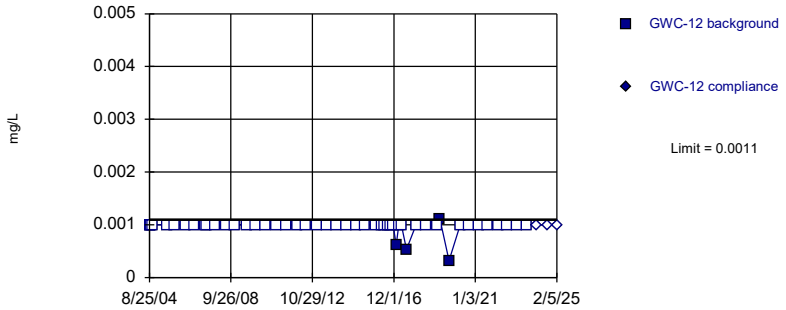

Non-parametric test used in lieu of parametric prediction limit because censored data exceeded 50%. Limit is highest of 49 background values. 91.84% NDs. Well-constituent pair annual alpha = 0.001586. Individual comparison alpha = 0.0007934 (1 of 2).

Constituent: Arsenic Analysis Run 4/22/2025 10:29 AM View: Appendix I - Intrawell
Plant McIntosh Client: Southern Company Data: McIntosh LF 4

Sanitas™ v.10.0.24 Software licensed to Groundwater Stats Consulting. UG
Hollow symbols indicate censored values.

Within Limit

Prediction Limit

Intrawell Non-parametric

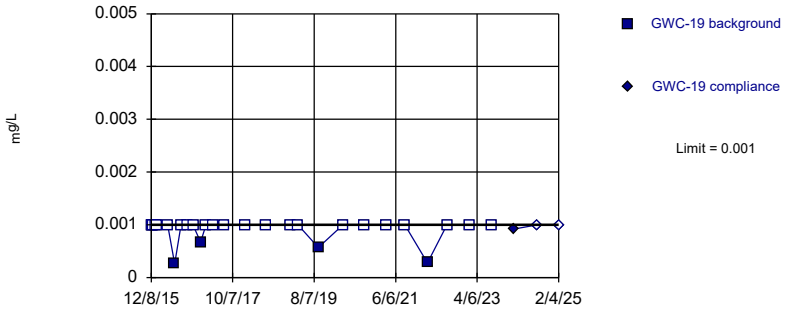

Non-parametric test used in lieu of parametric prediction limit because censored data exceeded 50%. Limit is highest of 27 background values. 85.19% NDs. Well-constituent pair annual alpha = 0.004998. Individual comparison alpha = 0.002502 (1 of 2).

Constituent: Arsenic Analysis Run 4/22/2025 10:29 AM View: Appendix I - Intrawell
Plant McIntosh Client: Southern Company Data: McIntosh LF 4

Sanitas™ v.10.0.24 Software licensed to Groundwater Stats Consulting. UG
Hollow symbols indicate censored values.

Within Limit

Prediction Limit

Intrawell Non-parametric

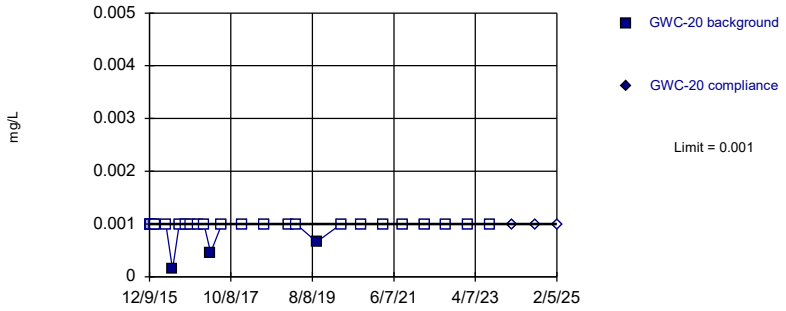

Non-parametric test used in lieu of parametric prediction limit because censored data exceeded 50%. Limit is highest of 27 background values. 88.89% NDs. Well-constituent pair annual alpha = 0.004998. Individual comparison alpha = 0.002502 (1 of 2).

Constituent: Arsenic Analysis Run 4/22/2025 10:29 AM View: Appendix I - Intrawell
Plant McIntosh Client: Southern Company Data: McIntosh LF 4

Sanitas™ v.10.0.24 Software licensed to Groundwater Stats Consulting. UG
Hollow symbols indicate censored values.

Within Limit

Prediction Limit

Intrawell Non-parametric

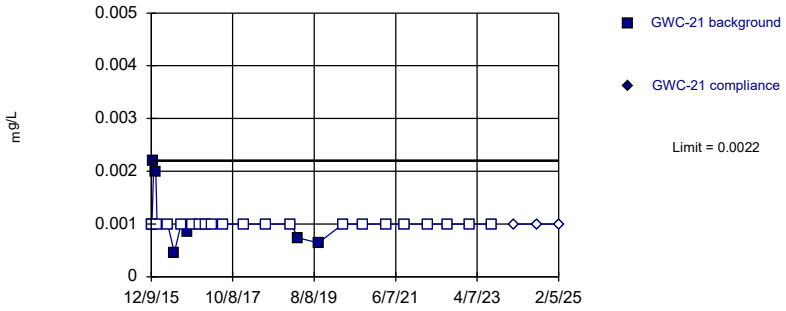

Non-parametric test used in lieu of parametric prediction limit because censored data exceeded 50%. Limit is highest of 27 background values. 77.78% NDs. Well-constituent pair annual alpha = 0.004998. Individual comparison alpha = 0.002502 (1 of 2).

Constituent: Arsenic Analysis Run 4/22/2025 10:29 AM View: Appendix I - Intrawell
Plant McIntosh Client: Southern Company Data: McIntosh LF 4

Sanitas™ v.10.0.24 Software licensed to Groundwater Stats Consulting. UG
Hollow symbols indicate censored values.

Within Limit

Prediction Limit

Intrawell Non-parametric

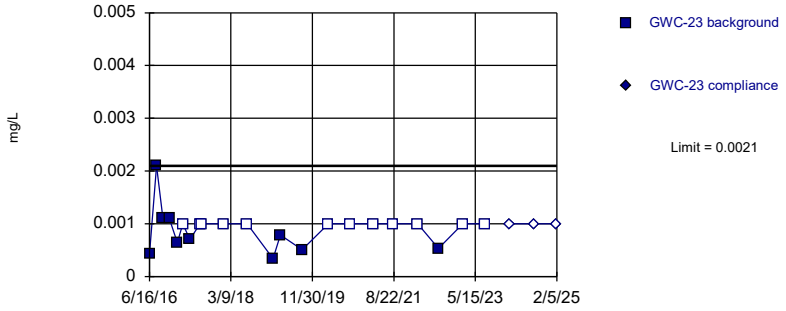

Non-parametric test used in lieu of parametric prediction limit because censored data exceeded 50%. Limit is highest of 22 background values. 54.55% NDs. Well-constituent pair annual alpha = 0.007401. Individual comparison alpha = 0.003707 (1 of 2).

Constituent: Arsenic Analysis Run 4/22/2025 10:29 AM View: Appendix I - Intrawell
Plant McIntosh Client: Southern Company Data: McIntosh LF 4

Sanitas™ v.10.0.24 Software licensed to Groundwater Stats Consulting. UG
Hollow symbols indicate censored values.

Within Limit

Prediction Limit

Intrawell Non-parametric

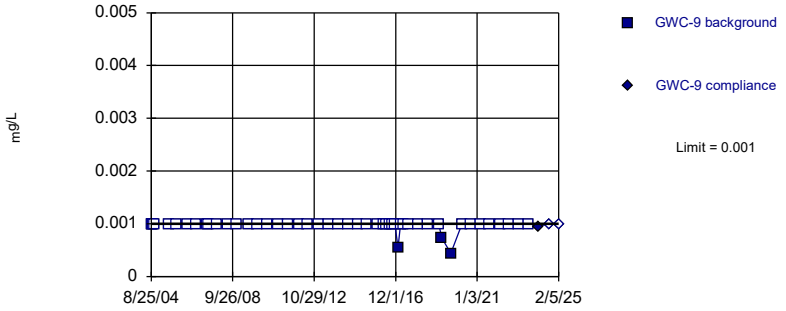

Non-parametric test used in lieu of parametric prediction limit because censored data exceeded 50%. Limit is highest of 49 background values. 93.88% NDs. Well-constituent pair annual alpha = 0.001586. Individual comparison alpha = 0.0007934 (1 of 2).

Constituent: Arsenic Analysis Run 4/22/2025 10:29 AM View: Appendix I - Intrawell
Plant McIntosh Client: Southern Company Data: McIntosh LF 4

Sanitas™ v.10.0.24 Software licensed to Groundwater Stats Consulting. UG

Exceeds Limit

Prediction Limit

Intrawell Parametric

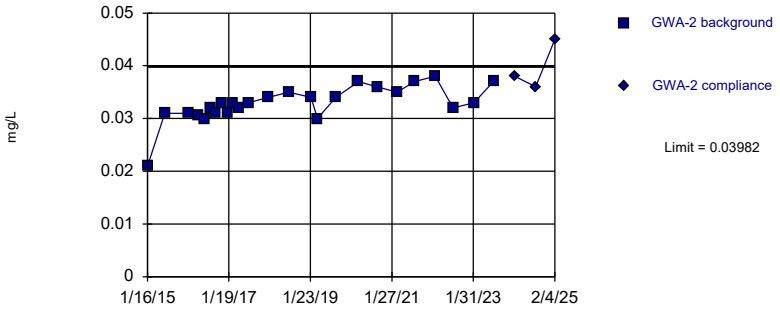

Background Data Summary (based on square transformation): Mean=0.001088, Std. Dev.=0.0002091, n=25. Normality test: Shapiro Wilk @alpha = 0.01, calculated = 0.9176, critical = 0.888. Kappa = 2.38 (c=15, w=9, 1 of 2, event alpha = 0.05132). Report alpha = 0.0003901.

Constituent: Barium Analysis Run 4/22/2025 10:29 AM View: Appendix I - Intrawell
Plant McIntosh Client: Southern Company Data: McIntosh LF 4

Sanitas™ v.10.0.24 Software licensed to Groundwater Stats Consulting. UG

Within Limit

Prediction Limit

Intrawell Parametric

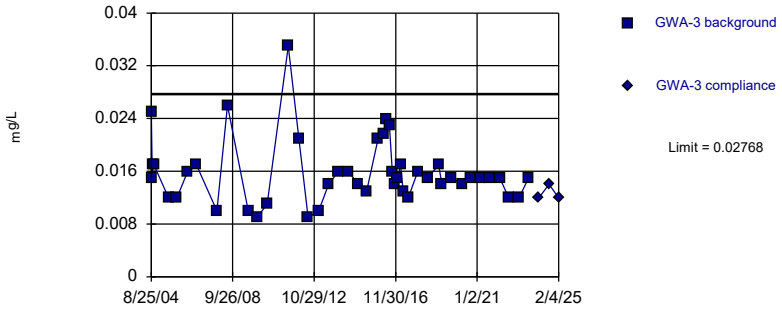

Background Data Summary (based on cube root transformation): Mean=0.2487, Std. Dev.=0.02426, n=45. Normality test: Shapiro Wilk @alpha = 0.01, calculated = 0.9324, critical = 0.926. Kappa = 2.22 (c=15, w=9, 1 of 2, event alpha = 0.05132). Report alpha = 0.0003901.

Constituent: Barium Analysis Run 4/22/2025 10:29 AM View: Appendix I - Intrawell
Plant McIntosh Client: Southern Company Data: McIntosh LF 4

Sanitas™ v.10.0.24 Software licensed to Groundwater Stats Consulting. UG

Within Limit

Prediction Limit

Intrawell Parametric

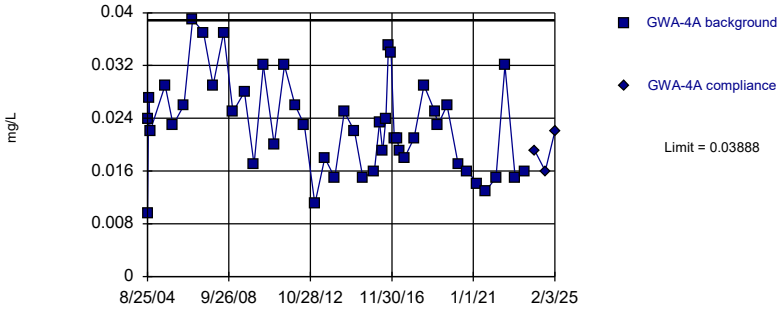

Background Data Summary: Mean=0.023, Std. Dev.=0.007191, n=48. Normality test: Shapiro Wilk @alpha = 0.01, calculated = 0.9667, critical = 0.929. Kappa = 2.208 (c=15, w=9, 1 of 2, event alpha = 0.05132). Report alpha = 0.0003901.

Constituent: Barium Analysis Run 4/22/2025 10:29 AM View: Appendix I - Intrawell
Plant McIntosh Client: Southern Company Data: McIntosh LF 4

Sanitas™ v.10.0.24 Software licensed to Groundwater Stats Consulting. UG

Within Limit

Prediction Limit

Intrawell Parametric

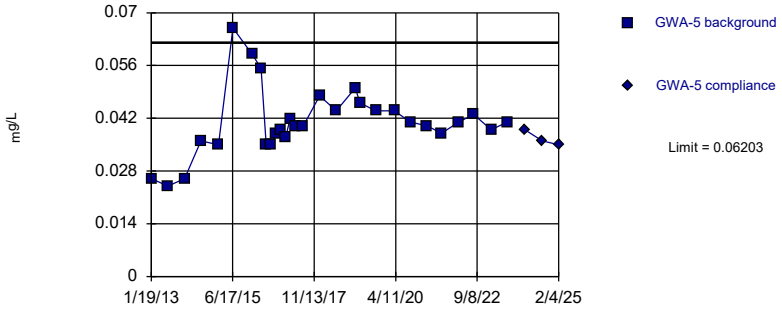

Background Data Summary: Mean=0.04111, Std. Dev.=0.008978, n=29. Normality test: Shapiro Wilk @alpha = 0.01, calculated = 0.932, critical = 0.898. Kappa = 2.33 (c=15, w=9, 1 of 2, event alpha = 0.05132). Report alpha = 0.0003901.

Constituent: Barium Analysis Run 4/22/2025 10:29 AM View: Appendix I - Intrawell
Plant McIntosh Client: Southern Company Data: McIntosh LF 4

Sanitas™ v.10.0.24 Software licensed to Groundwater Stats Consulting. UG

Within Limit

Prediction Limit

Intrawell Non-parametric

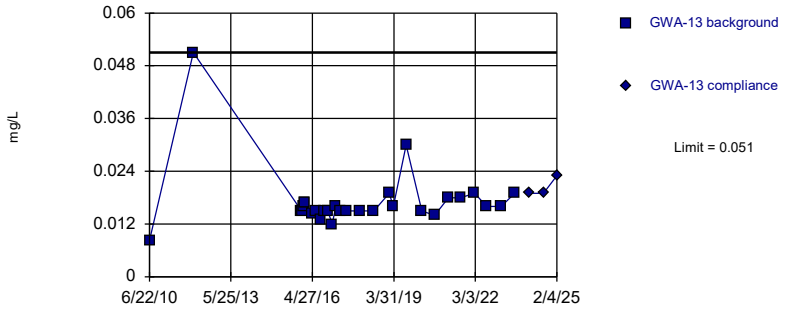

Non-parametric test used in lieu of parametric prediction limit because the Shapiro Wilk normality test showed the data to be non-normal at the 0.01 alpha level. Limit is highest of 29 background values. Well-constituent pair annual alpha = 0.00434. Individual comparison alpha = 0.002172 (1 of 2).

Constituent: Barium Analysis Run 4/22/2025 10:29 AM View: Appendix I - Intrawell
Plant McIntosh Client: Southern Company Data: McIntosh LF 4

Sanitas™ v.10.0.24 Software licensed to Groundwater Stats Consulting. UG

Within Limit

Prediction Limit

Intrawell Non-parametric

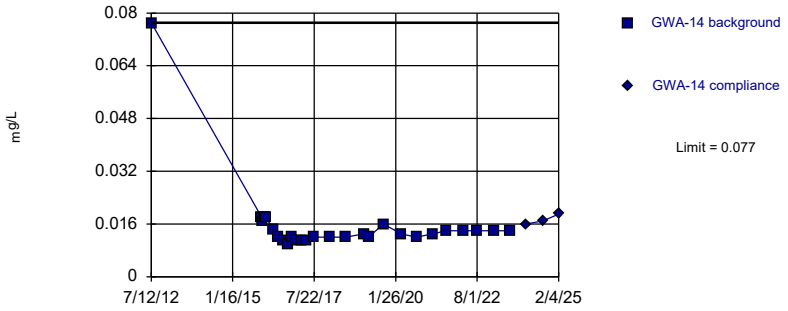

Non-parametric test used in lieu of parametric prediction limit because the Shapiro Wilk normality test showed the data to be non-normal at the 0.01 alpha level. Limit is highest of 28 background values. Well-constituent pair annual alpha = 0.004669. Individual comparison alpha = 0.002337 (1 of 2).

Constituent: Barium Analysis Run 4/22/2025 10:29 AM View: Appendix I - Intrawell
Plant McIntosh Client: Southern Company Data: McIntosh LF 4

Sanitas™ v.10.0.24 Software licensed to Groundwater Stats Consulting. UG

Within Limit

Prediction Limit

Intrawell Parametric

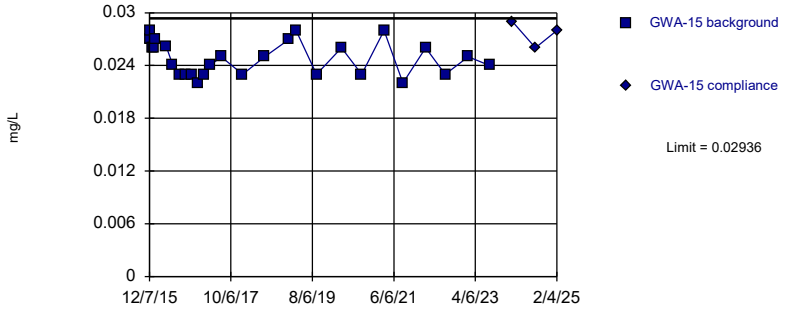

Background Data Summary: Mean=0.02482, Std. Dev.=0.001927, n=27. Normality test: Shapiro Wilk @alpha = 0.01, calculated = 0.9053, critical = 0.894. Kappa = 2.355 (c=15, w=9, 1 of 2, event alpha = 0.05132). Report alpha = 0.0003901.

Constituent: Barium Analysis Run 4/22/2025 10:29 AM View: Appendix I - Intrawell
Plant McIntosh Client: Southern Company Data: McIntosh LF 4

Sanitas™ v.10.0.24 Software licensed to Groundwater Stats Consulting. UG

Within Limit

Prediction Limit

Intrawell Parametric

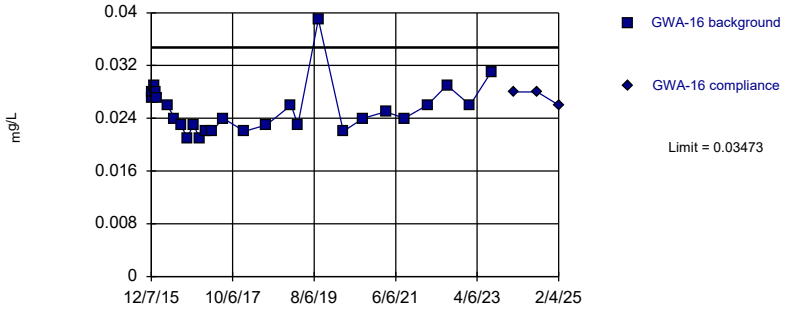

Background Data Summary (based on natural log transformation): Mean=-3.684, Std. Dev.=0.1375, n=27. Normality test: Shapiro Wilk @alpha = 0.01, calculated = 0.9063, critical = 0.894. Kappa = 2.355 (c=15, w=9, 1 of 2, event alpha = 0.05132). Report alpha = 0.0003901.

Constituent: Barium Analysis Run 4/22/2025 10:29 AM View: Appendix I - Intrawell
Plant McIntosh Client: Southern Company Data: McIntosh LF 4

Sanitas™ v.10.0.24 Software licensed to Groundwater Stats Consulting. UG

Within Limit

Prediction Limit

Intrawell Parametric

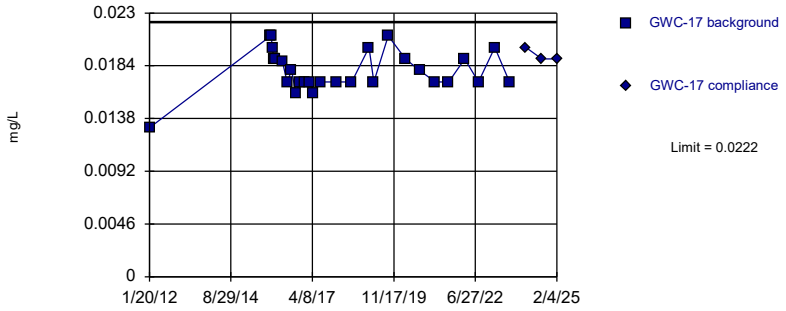

Background Data Summary: Mean=0.01796, Std. Dev.=0.001811, n=28. Normality test: Shapiro Wilk @alpha = 0.01, calculated = 0.8995, critical = 0.896. Kappa = 2.343 (c=15, w=9, 1 of 2, event alpha = 0.05132). Report alpha = 0.0003901.

Constituent: Barium Analysis Run 4/22/2025 10:29 AM View: Appendix I - Intrawell

Plant McIntosh Client: Southern Company Data: McIntosh LF 4

Sanitas™ v.10.0.24 Software licensed to Groundwater Stats Consulting. UG

Within Limit

Prediction Limit

Intrawell Parametric

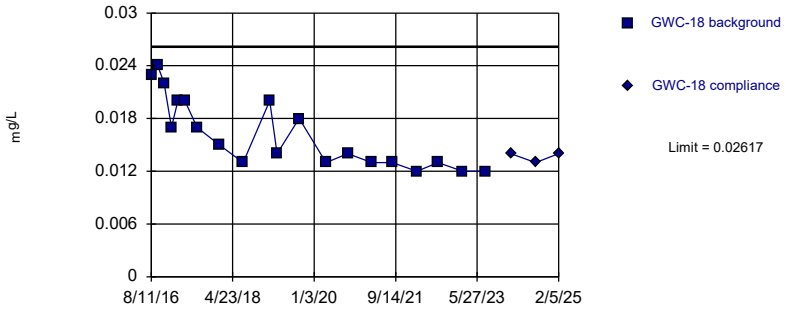

Background Data Summary: Mean=0.01625, Std. Dev.=0.003998, n=20. Normality test: Shapiro Wilk @alpha = 0.01, calculated = 0.8729, critical = 0.868. Kappa = 2.481 (c=15, w=9, 1 of 2, event alpha = 0.05132). Report alpha = 0.0003901.

Constituent: Barium Analysis Run 4/22/2025 10:29 AM View: Appendix I - Intrawell

Plant McIntosh Client: Southern Company Data: McIntosh LF 4

Sanitas™ v.10.0.24 Software licensed to Groundwater Stats Consulting. UG

Within Limit

Prediction Limit

Intrawell Parametric

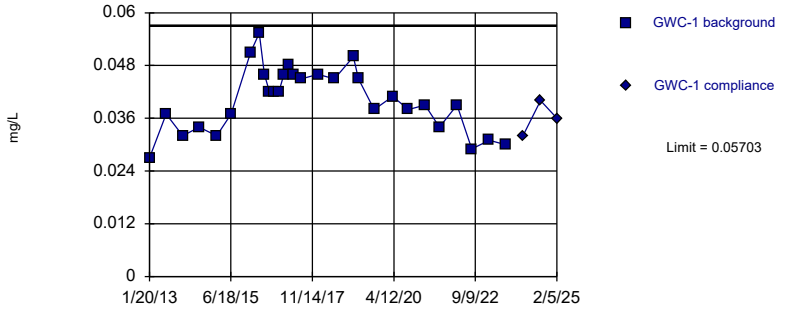

Background Data Summary: Mean=0.04026, Std. Dev.=0.007199, n=29. Normality test: Shapiro Wilk @alpha = 0.01, calculated = 0.974, critical = 0.898. Kappa = 2.33 (c=15, w=9, 1 of 2, event alpha = 0.05132). Report alpha = 0.0003901.

Constituent: Barium Analysis Run 4/22/2025 10:29 AM View: Appendix I - Intrawell

Plant McIntosh Client: Southern Company Data: McIntosh LF 4

Sanitas™ v.10.0.24 Software licensed to Groundwater Stats Consulting. UG

Within Limit

Prediction Limit

Intrawell Parametric

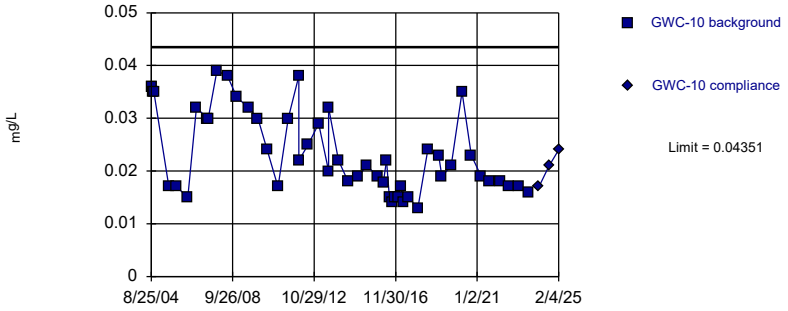

Background Data Summary (based on cube root transformation): Mean=0.2832, Std. Dev.=0.0312, n=51. Normality test: Shapiro Francia @alpha = 0.01, calculated = 0.9372, critical = 0.935. Kappa = 2.197 (c=15, w=9, 1 of 2, event alpha = 0.05132). Report alpha = 0.0003901.

Constituent: Barium Analysis Run 4/22/2025 10:29 AM View: Appendix I - Intrawell

Plant McIntosh Client: Southern Company Data: McIntosh LF 4

Sanitas™ v.10.0.24 Software licensed to Groundwater Stats Consulting. UG

Within Limit

Prediction Limit

Intrawell Non-parametric

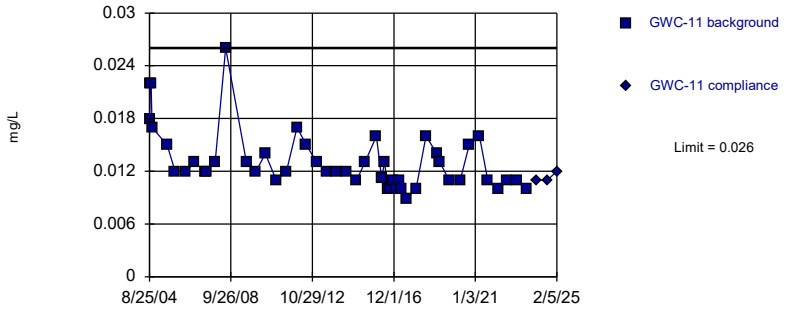

Non-parametric test used in lieu of parametric prediction limit because the Shapiro Wilk normality test showed the data to be non-normal at the 0.01 alpha level. Limit is highest of 48 background values. Well-constituent pair annual alpha = 0.001667. Individual comparison alpha = 0.0008339 (1 of 2).

Constituent: Barium Analysis Run 4/22/2025 10:29 AM View: Appendix I - Intrawell

Plant McIntosh Client: Southern Company Data: McIntosh LF 4

Sanitas™ v.10.0.24 Software licensed to Groundwater Stats Consulting. UG

Within Limit

Prediction Limit

Intrawell Non-parametric

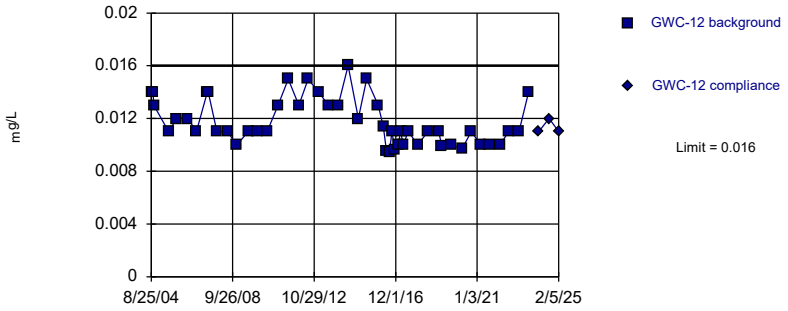

Non-parametric test used in lieu of parametric prediction limit because the Shapiro Wilk normality test showed the data to be non-normal at the 0.01 alpha level. Limit is highest of 49 background values. Well-constituent pair annual alpha = 0.001586. Individual comparison alpha = 0.0007934 (1 of 2).

Constituent: Barium Analysis Run 4/22/2025 10:29 AM View: Appendix I - Intrawell

Plant McIntosh Client: Southern Company Data: McIntosh LF 4

Sanitas™ v.10.0.24 Software licensed to Groundwater Stats Consulting. UG

Within Limit

Prediction Limit

Intrawell Parametric

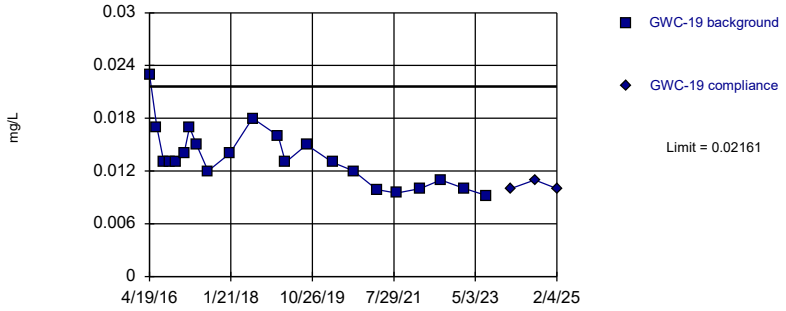

Background Data Summary: Mean=0.01353, Std. Dev.=0.003311, n=22. Normality test: Shapiro Wilk @alpha = 0.01, calculated = 0.92, critical = 0.878. Kappa = 2.441 (c=15, w=9, 1 of 2, event alpha = 0.05132). Report alpha = 0.0003901.

Constituent: Barium Analysis Run 4/22/2025 10:29 AM View: Appendix I - Intrawell

Plant McIntosh Client: Southern Company Data: McIntosh LF 4

Sanitas™ v.10.0.24 Software licensed to Groundwater Stats Consulting. UG

Within Limit

Prediction Limit

Intrawell Parametric

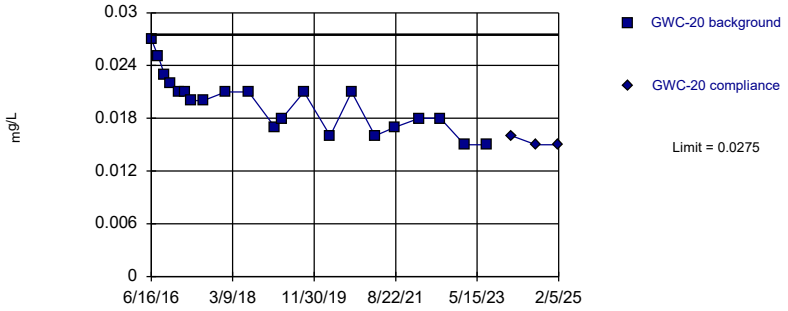

Background Data Summary: Mean=0.01967, Std. Dev.=0.003183, n=21. Normality test: Shapiro Wilk @alpha = 0.01, calculated = 0.9452, critical = 0.873. Kappa = 2.461 (c=15, w=9, 1 of 2, event alpha = 0.05132). Report alpha = 0.0003901.

Constituent: Barium Analysis Run 4/22/2025 10:29 AM View: Appendix I - Intrawell

Plant McIntosh Client: Southern Company Data: McIntosh LF 4

Sanitas™ v.10.0.24 Software licensed to Groundwater Stats Consulting. UG

Within Limit

Prediction Limit

Intrawell Parametric

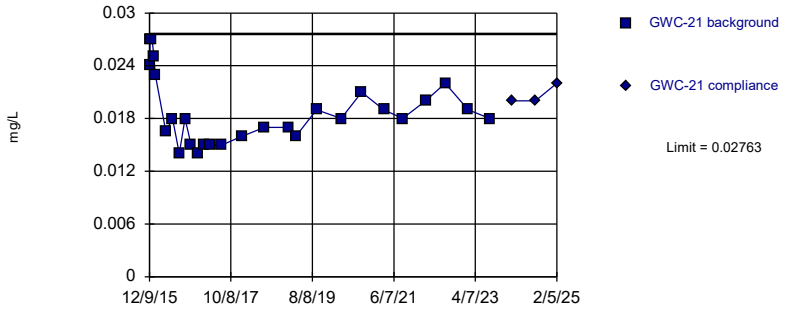

Background Data Summary: Mean=0.01876, Std. Dev.=0.003766, n=27. Normality test: Shapiro Wilk @alpha = 0.01, calculated = 0.9038, critical = 0.894. Kappa = 2.355 (c=15, w=9, 1 of 2, event alpha = 0.05132). Report alpha = 0.0003901.

Constituent: Barium Analysis Run 4/22/2025 10:29 AM View: Appendix I - Intrawell

Plant McIntosh Client: Southern Company Data: McIntosh LF 4

Sanitas™ v.10.0.24 Software licensed to Groundwater Stats Consulting. UG

Within Limit

Prediction Limit

Intrawell Parametric

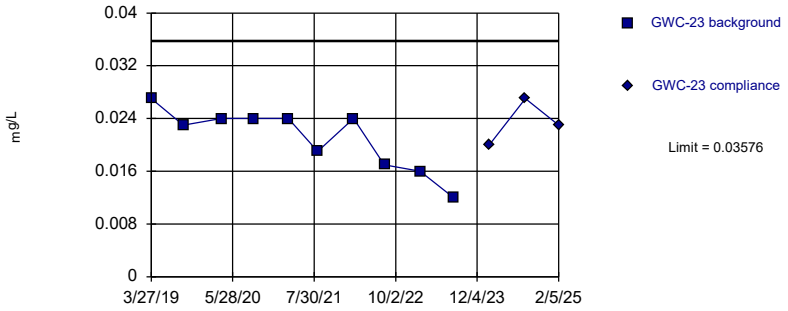

Background Data Summary: Mean=0.021, Std. Dev.=0.004738, n=10. Normality test: Shapiro Wilk @alpha = 0.05, calculated = 0.8878, critical = 0.842. Kappa = 3.115 (c=15, w=9, 1 of 2, event alpha = 0.05132). Report alpha = 0.0003901.

Constituent: Barium Analysis Run 4/22/2025 10:29 AM View: Appendix I - Intrawell

Plant McIntosh Client: Southern Company Data: McIntosh LF 4

Sanitas™ v.10.0.24 Software licensed to Groundwater Stats Consulting. UG

Within Limit

Prediction Limit

Intrawell Parametric

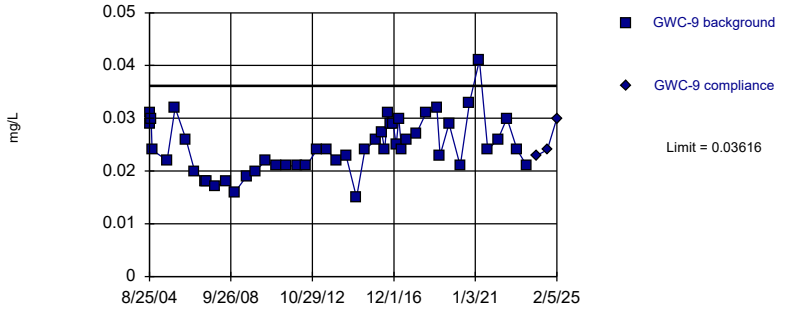

Background Data Summary: Mean=0.02472, Std. Dev.=0.005188, n=49. Normality test: Shapiro Wilk @alpha = 0.01, calculated = 0.9682, critical = 0.929. Kappa = 2.204 (c=15, w=9, 1 of 2, event alpha = 0.05132). Report alpha = 0.0003901.

Constituent: Barium Analysis Run 4/22/2025 10:29 AM View: Appendix I - Intrawell

Plant McIntosh Client: Southern Company Data: McIntosh LF 4

Sanitas™ v.10.0.24 Software licensed to Groundwater Stats Consulting. UG

Hollow symbols indicate censored values.

Within Limit

Prediction Limit

Intrawell Non-parametric

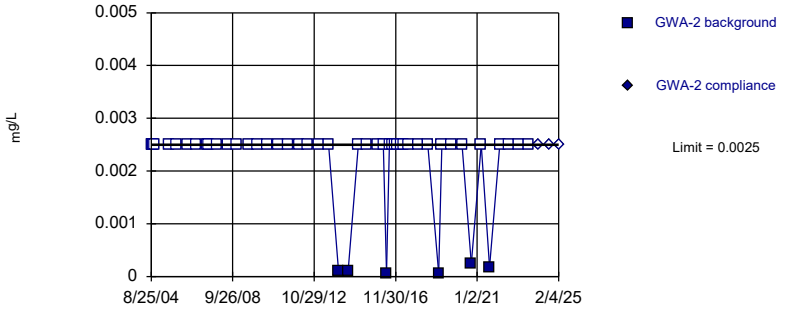

Non-parametric test used in lieu of parametric prediction limit because censored data exceeded 50%. Limit is highest of 49 background values. 87.76% NDs. Well-constituent pair annual alpha = 0.001586. Individual comparison alpha = 0.0007934 (1 of 2).

Constituent: Beryllium Analysis Run 4/22/2025 10:30 AM View: Appendix I - Intrawell

Plant McIntosh Client: Southern Company Data: McIntosh LF 4

Sanitas™ v.10.0.24 Software licensed to Groundwater Stats Consulting. UG
Hollow symbols indicate censored values.

Within Limit

Prediction Limit

Intrawell Non-parametric

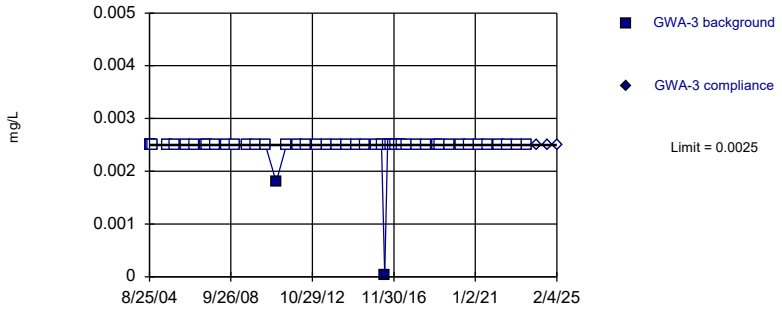

Non-parametric test used in lieu of parametric prediction limit because censored data exceeded 50%. Limit is highest of 49 background values. 95.92% NDs. Well-constituent pair annual alpha = 0.001586. Individual comparison alpha = 0.0007934 (1 of 2).

Constituent: Beryllium Analysis Run 4/22/2025 10:30 AM View: Appendix I - Intrawell
Plant McIntosh Client: Southern Company Data: McIntosh LF 4

Sanitas™ v.10.0.24 Software licensed to Groundwater Stats Consulting. UG
Hollow symbols indicate censored values.

Within Limit

Prediction Limit

Intrawell Non-parametric

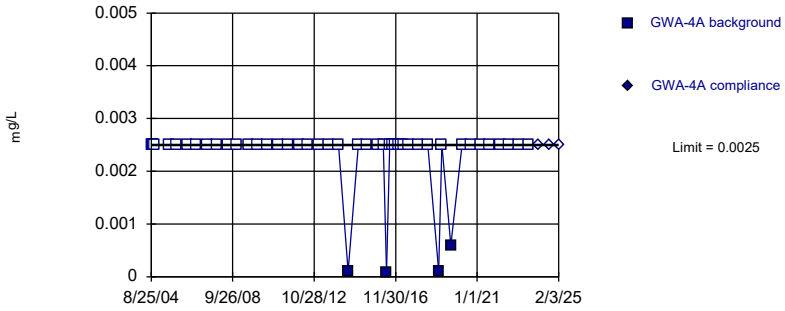

Non-parametric test used in lieu of parametric prediction limit because censored data exceeded 50%. Limit is highest of 48 background values. 91.67% NDs. Well-constituent pair annual alpha = 0.001667. Individual comparison alpha = 0.0008339 (1 of 2).

Constituent: Beryllium Analysis Run 4/22/2025 10:30 AM View: Appendix I - Intrawell
Plant McIntosh Client: Southern Company Data: McIntosh LF 4

Sanitas™ v.10.0.24 Software licensed to Groundwater Stats Consulting. UG
Hollow symbols indicate censored values.

Within Limit

Prediction Limit

Intrawell Non-parametric

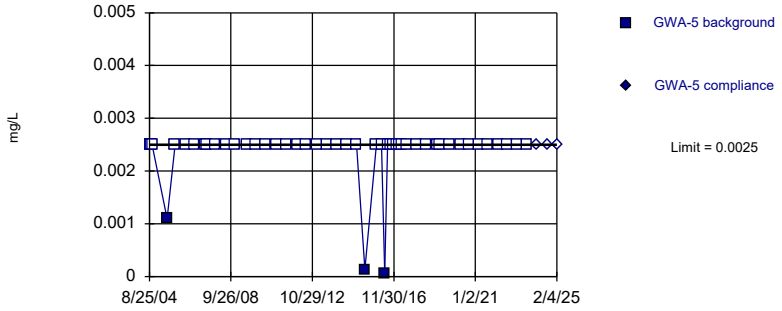

Non-parametric test used in lieu of parametric prediction limit because censored data exceeded 50%. Limit is highest of 49 background values. 93.88% NDs. Well-constituent pair annual alpha = 0.001586. Individual comparison alpha = 0.0007934 (1 of 2).

Constituent: Beryllium Analysis Run 4/22/2025 10:30 AM View: Appendix I - Intrawell
Plant McIntosh Client: Southern Company Data: McIntosh LF 4

Sanitas™ v.10.0.24 Software licensed to Groundwater Stats Consulting. UG
Hollow symbols indicate censored values.

Within Limit

Prediction Limit

Intrawell Non-parametric

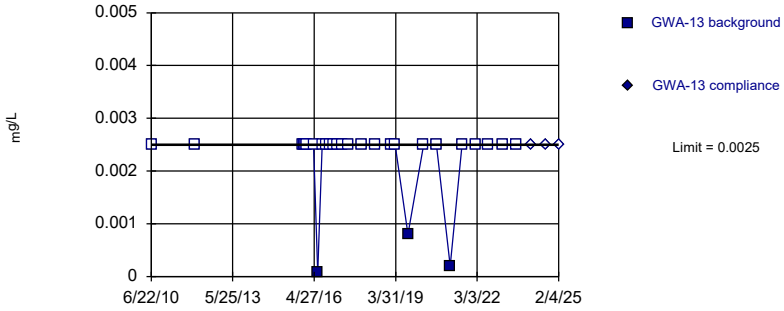

Non-parametric test used in lieu of parametric prediction limit because censored data exceeded 50%. Limit is highest of 29 background values. 89.66% NDs. Well-constituent pair annual alpha = 0.00434. Individual comparison alpha = 0.002172 (1 of 2).

Constituent: Beryllium Analysis Run 4/22/2025 10:30 AM View: Appendix I - Intrawell
Plant McIntosh Client: Southern Company Data: McIntosh LF 4

Sanitas™ v.10.0.24 Software licensed to Groundwater Stats Consulting. UG
Hollow symbols indicate censored values.

Within Limit

Prediction Limit

Intrawell Non-parametric

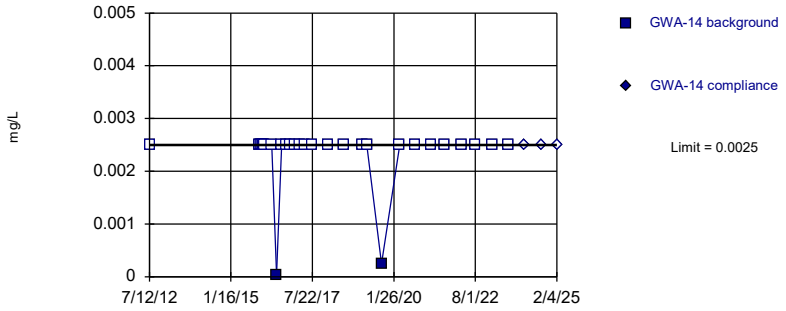

Non-parametric test used in lieu of parametric prediction limit because censored data exceeded 50%. Limit is highest of 28 background values. 92.86% NDs. Well-constituent pair annual alpha = 0.004669. Individual comparison alpha = 0.002337 (1 of 2).

Constituent: Beryllium Analysis Run 4/22/2025 10:30 AM View: Appendix I - Intrawell
Plant McIntosh Client: Southern Company Data: McIntosh LF 4

Sanitas™ v.10.0.24 Software licensed to Groundwater Stats Consulting. UG
Hollow symbols indicate censored values.

Within Limit

Prediction Limit

Intrawell Non-parametric

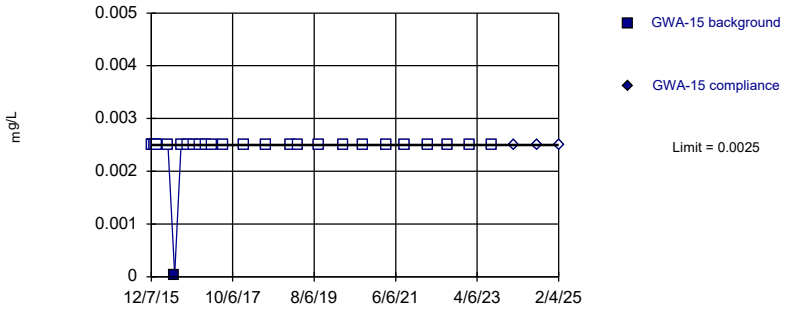

Non-parametric test used in lieu of parametric prediction limit because censored data exceeded 50%. Limit is highest of 27 background values. 96.3% NDs. Well-constituent pair annual alpha = 0.004998. Individual comparison alpha = 0.002502 (1 of 2).

Constituent: Beryllium Analysis Run 4/22/2025 10:30 AM View: Appendix I - Intrawell
Plant McIntosh Client: Southern Company Data: McIntosh LF 4

Sanitas™ v.10.0.24 Software licensed to Groundwater Stats Consulting. UG
Hollow symbols indicate censored values.

Within Limit

Prediction Limit

Intrawell Non-parametric

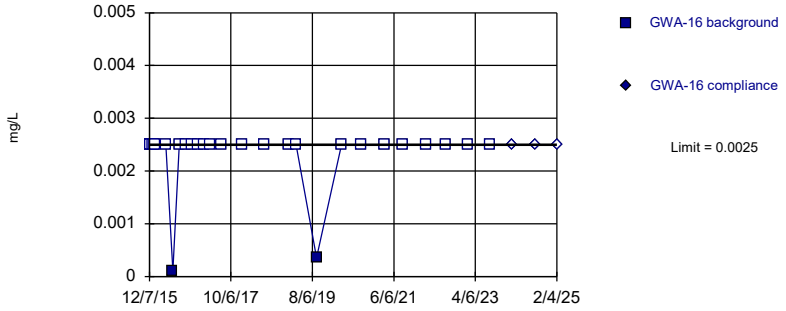

Non-parametric test used in lieu of parametric prediction limit because censored data exceeded 50%. Limit is highest of 27 background values. 92.59% NDs. Well-constituent pair annual alpha = 0.004998. Individual comparison alpha = 0.002502 (1 of 2).

Constituent: Beryllium Analysis Run 4/22/2025 10:30 AM View: Appendix I - Intrawell
Plant McIntosh Client: Southern Company Data: McIntosh LF 4

Sanitas™ v.10.0.24 Software licensed to Groundwater Stats Consulting. UG
Hollow symbols indicate censored values.

Within Limit

Prediction Limit

Intrawell Parametric

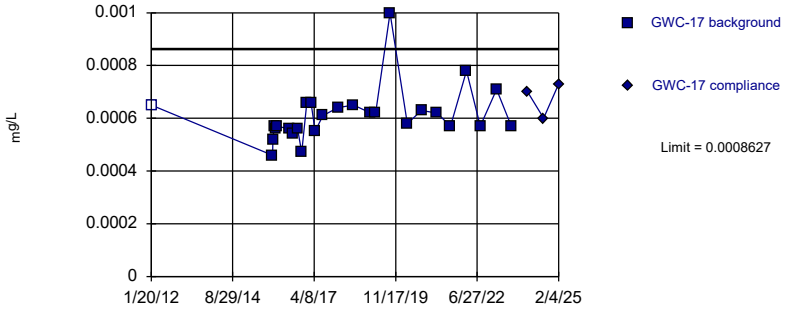

Background Data Summary (based on natural log transformation): Mean=-7.412, Std. Dev.=0.1514, n=27, 3.704% NDs. Normality test: Shapiro Wilk @alpha = 0.01, calculated = 0.8947, critical = 0.894. Kappa = 2.355 (c=15, w=9, 1 of 2, event alpha = 0.05132). Report alpha = 0.0003901.

Constituent: Beryllium Analysis Run 4/22/2025 10:30 AM View: Appendix I - Intrawell
Plant McIntosh Client: Southern Company Data: McIntosh LF 4

Sanitas™ v.10.0.24 Software licensed to Groundwater Stats Consulting. UG
Hollow symbols indicate censored values.

Within Limit

Prediction Limit

Intrawell Non-parametric

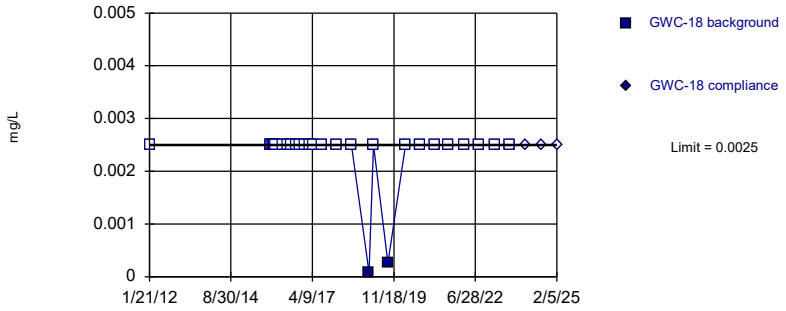

Non-parametric test used in lieu of parametric prediction limit because censored data exceeded 50%. Limit is highest of 28 background values. 92.86% NDs. Well-constituent pair annual alpha = 0.004669. Individual comparison alpha = 0.002337 (1 of 2).

Constituent: Beryllium Analysis Run 4/22/2025 10:30 AM View: Appendix I - Intrawell
Plant McIntosh Client: Southern Company Data: McIntosh LF 4

Sanitas™ v.10.0.24 Software licensed to Groundwater Stats Consulting. UG
Hollow symbols indicate censored values.

Within Limit

Prediction Limit

Intrawell Non-parametric

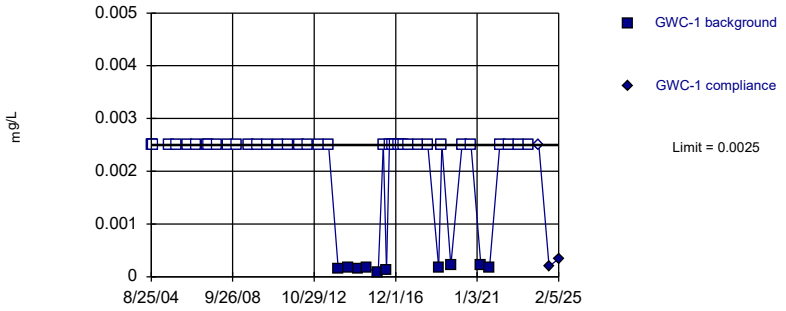

Non-parametric test used in lieu of parametric prediction limit because censored data exceeded 50%. Limit is highest of 48 background values. 79.17% NDs. Well-constituent pair annual alpha = 0.001667. Individual comparison alpha = 0.0008339 (1 of 2).

Constituent: Beryllium Analysis Run 4/22/2025 10:30 AM View: Appendix I - Intrawell
Plant McIntosh Client: Southern Company Data: McIntosh LF 4

Sanitas™ v.10.0.24 Software licensed to Groundwater Stats Consulting. UG
Hollow symbols indicate censored values.

Within Limit

Prediction Limit

Intrawell Non-parametric

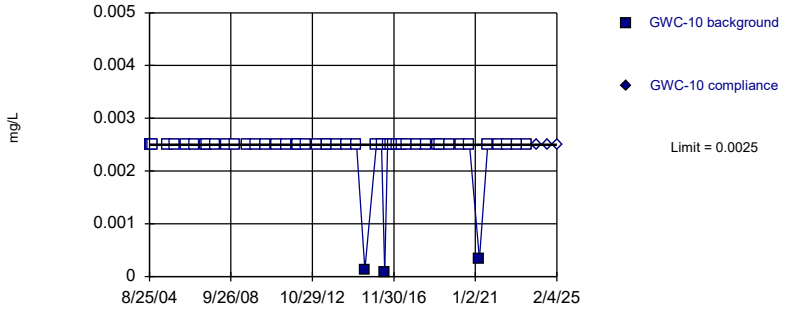

Non-parametric test used in lieu of parametric prediction limit because censored data exceeded 50%. Limit is highest of 51 background values. 94.12% NDs. Well-constituent pair annual alpha = 0.00146. Individual comparison alpha = 0.0007303 (1 of 2).

Constituent: Beryllium Analysis Run 4/22/2025 10:30 AM View: Appendix I - Intrawell
Plant McIntosh Client: Southern Company Data: McIntosh LF 4

Sanitas™ v.10.0.24 Software licensed to Groundwater Stats Consulting. UG
Hollow symbols indicate censored values.

Within Limit

Prediction Limit

Intrawell Non-parametric

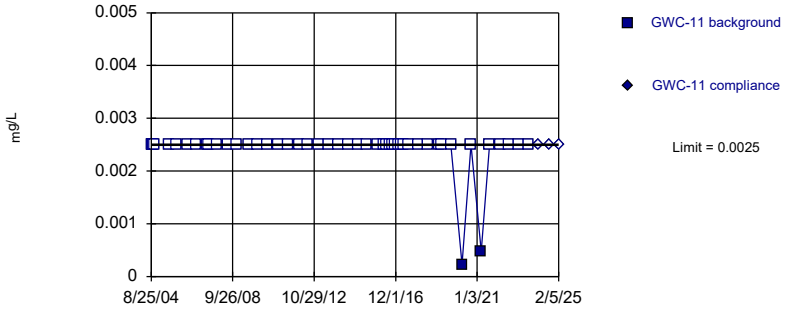

Non-parametric test used in lieu of parametric prediction limit because censored data exceeded 50%. Limit is highest of 49 background values. 95.92% NDs. Well-constituent pair annual alpha = 0.001586. Individual comparison alpha = 0.0007934 (1 of 2).

Constituent: Beryllium Analysis Run 4/22/2025 10:30 AM View: Appendix I - Intrawell
Plant McIntosh Client: Southern Company Data: McIntosh LF 4

Sanitas™ v.10.0.24 Software licensed to Groundwater Stats Consulting. UG
Hollow symbols indicate censored values.

Within Limit

Prediction Limit

Intrawell Non-parametric

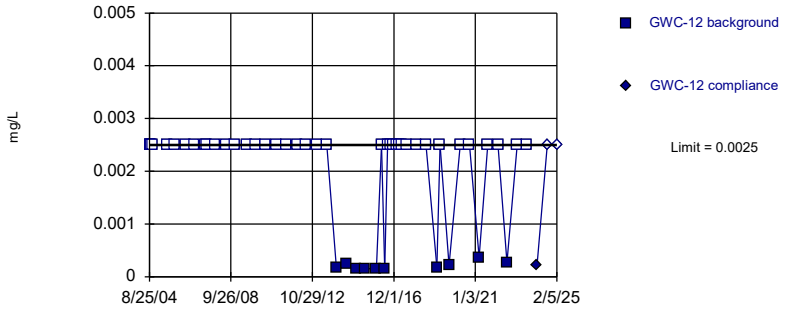

Non-parametric test used in lieu of parametric prediction limit because censored data exceeded 50%. Limit is highest of 49 background values. 79.59% NDs. Well-constituent pair annual alpha = 0.001586. Individual comparison alpha = 0.0007934 (1 of 2).

Constituent: Beryllium Analysis Run 4/22/2025 10:30 AM View: Appendix I - Intrawell
Plant McIntosh Client: Southern Company Data: McIntosh LF 4

Sanitas™ v.10.0.24 Software licensed to Groundwater Stats Consulting. UG
Hollow symbols indicate censored values.

Within Limit

Prediction Limit

Intrawell Non-parametric

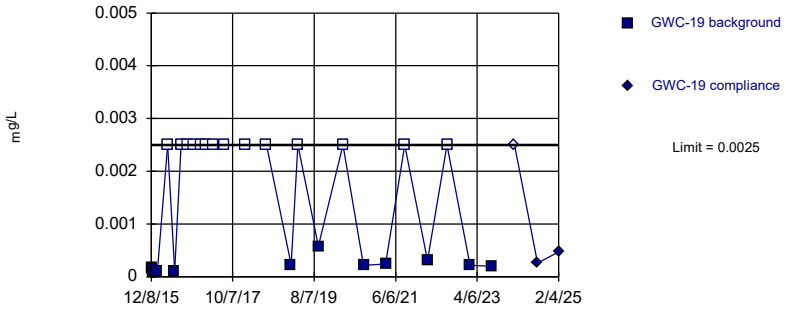

Non-parametric test used in lieu of parametric prediction limit because censored data exceeded 50%. Limit is highest of 27 background values. 51.85% NDs. Well-constituent pair annual alpha = 0.004998. Individual comparison alpha = 0.002502 (1 of 2).

Constituent: Beryllium Analysis Run 4/22/2025 10:30 AM View: Appendix I - Intrawell
Plant McIntosh Client: Southern Company Data: McIntosh LF 4

Sanitas™ v.10.0.24 Software licensed to Groundwater Stats Consulting. UG
Hollow symbols indicate censored values.

Within Limit

Prediction Limit

Intrawell Non-parametric

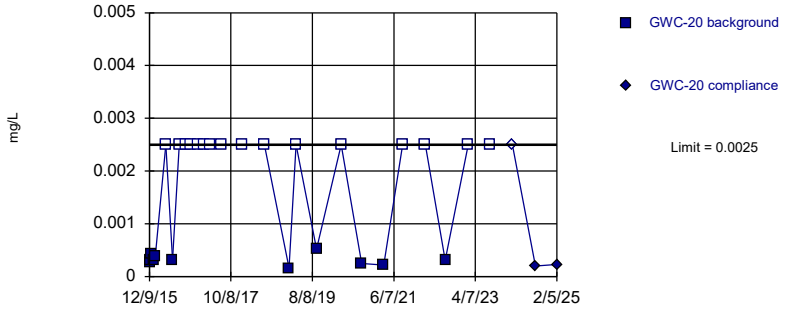

Non-parametric test used in lieu of parametric prediction limit because censored data exceeded 50%. Limit is highest of 27 background values. 59.26% NDs. Well-constituent pair annual alpha = 0.004998. Individual comparison alpha = 0.002502 (1 of 2).

Constituent: Beryllium Analysis Run 4/22/2025 10:30 AM View: Appendix I - Intrawell
Plant McIntosh Client: Southern Company Data: McIntosh LF 4

Sanitas™ v.10.0.24 Software licensed to Groundwater Stats Consulting. UG
Hollow symbols indicate censored values.

Within Limit

Prediction Limit

Intrawell Non-parametric

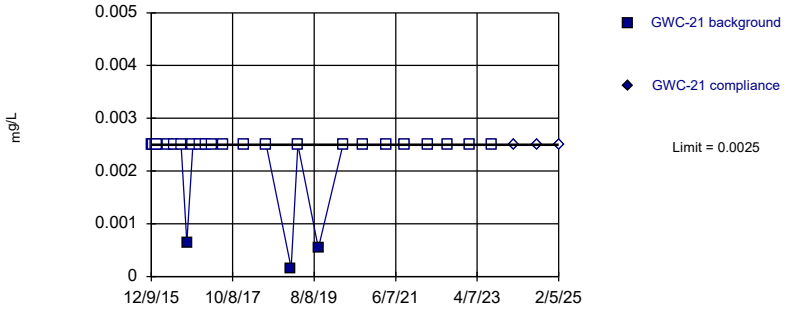

Non-parametric test used in lieu of parametric prediction limit because censored data exceeded 50%. Limit is highest of 27 background values. 88.89% NDs. Well-constituent pair annual alpha = 0.004998. Individual comparison alpha = 0.002502 (1 of 2).

Constituent: Beryllium Analysis Run 4/22/2025 10:30 AM View: Appendix I - Intrawell
Plant McIntosh Client: Southern Company Data: McIntosh LF 4

Sanitas™ v.10.0.24 Software licensed to Groundwater Stats Consulting. UG
Hollow symbols indicate censored values.

Within Limit

Prediction Limit

Intrawell Non-parametric

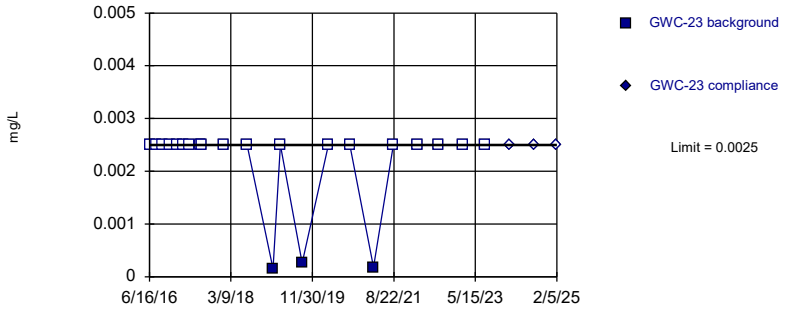

Non-parametric test used in lieu of parametric prediction limit because censored data exceeded 50%. Limit is highest of 22 background values. 86.36% NDs. Well-constituent pair annual alpha = 0.007401. Individual comparison alpha = 0.003707 (1 of 2).

Constituent: Beryllium Analysis Run 4/22/2025 10:30 AM View: Appendix I - Intrawell
Plant McIntosh Client: Southern Company Data: McIntosh LF 4

Sanitas™ v.10.0.24 Software licensed to Groundwater Stats Consulting. UG
Hollow symbols indicate censored values.

Within Limit

Prediction Limit

Intrawell Non-parametric

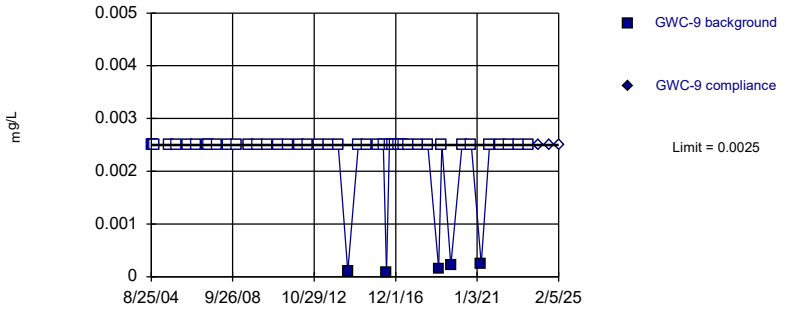

Non-parametric test used in lieu of parametric prediction limit because censored data exceeded 50%. Limit is highest of 49 background values. 89.8% NDs. Well-constituent pair annual alpha = 0.001586. Individual comparison alpha = 0.0007934 (1 of 2).

Constituent: Beryllium Analysis Run 4/22/2025 10:30 AM View: Appendix I - Intrawell
Plant McIntosh Client: Southern Company Data: McIntosh LF 4

Sanitas™ v.10.0.24 Software licensed to Groundwater Stats Consulting. UG
Hollow symbols indicate censored values.

Within Limit

Prediction Limit

Intrawell Non-parametric

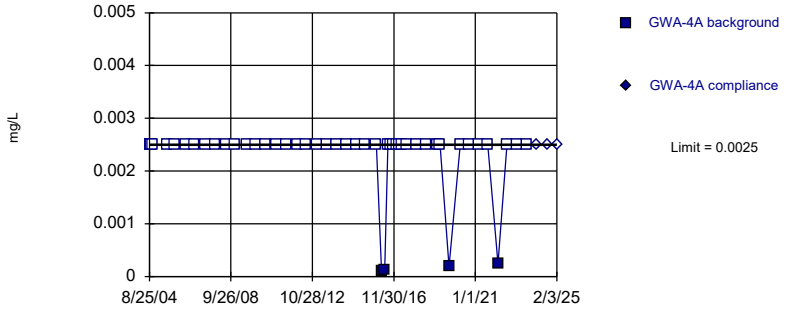

Non-parametric test used in lieu of parametric prediction limit because censored data exceeded 50%. Limit is highest of 48 background values. 91.67% NDs. Well-constituent pair annual alpha = 0.001667. Individual comparison alpha = 0.0008339 (1 of 2).

Constituent: Cadmium Analysis Run 4/22/2025 10:30 AM View: Appendix I - Intrawell
Plant McIntosh Client: Southern Company Data: McIntosh LF 4

Sanitas™ v.10.0.24 Software licensed to Groundwater Stats Consulting. UG
Hollow symbols indicate censored values.

Within Limit

Prediction Limit

Intrawell Non-parametric

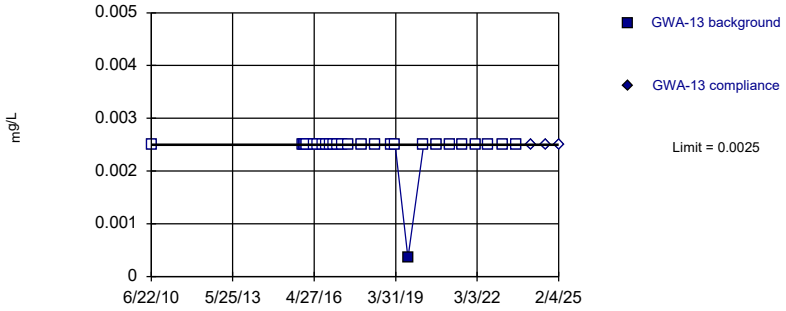

Non-parametric test used in lieu of parametric prediction limit because censored data exceeded 50%. Limit is highest of 28 background values. 96.43% NDs. Well-constituent pair annual alpha = 0.004669. Individual comparison alpha = 0.002337 (1 of 2).

Constituent: Cadmium Analysis Run 4/22/2025 10:30 AM View: Appendix I - Intrawell
Plant McIntosh Client: Southern Company Data: McIntosh LF 4

Sanitas™ v.10.0.24 Software licensed to Groundwater Stats Consulting. UG
Hollow symbols indicate censored values.
Within Limit

Prediction Limit

Intrawell Non-parametric

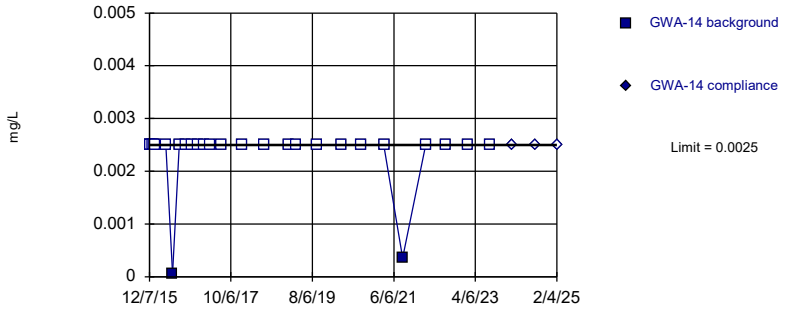

Non-parametric test used in lieu of parametric prediction limit because censored data exceeded 50%. Limit is highest of 27 background values. 92.59% NDs. Well-constituent pair annual alpha = 0.004998. Individual comparison alpha = 0.002502 (1 of 2).

Constituent: Cadmium Analysis Run 4/22/2025 10:30 AM View: Appendix I - Intrawell
Plant McIntosh Client: Southern Company Data: McIntosh LF 4

Sanitas™ v.10.0.24 Software licensed to Groundwater Stats Consulting. UG
Hollow symbols indicate censored values.
Within Limit

Prediction Limit

Intrawell Non-parametric

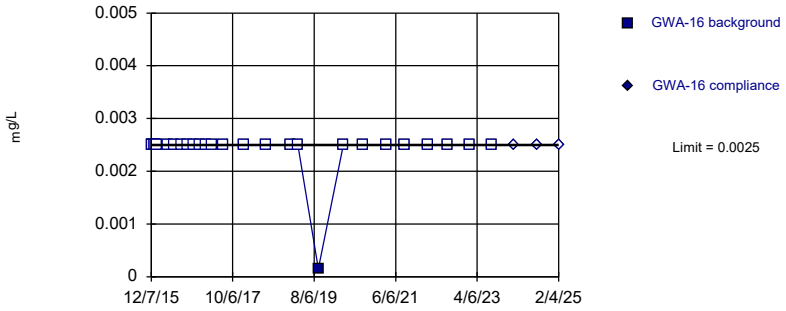

Non-parametric test used in lieu of parametric prediction limit because censored data exceeded 50%. Limit is highest of 27 background values. 96.3% NDs. Well-constituent pair annual alpha = 0.004998. Individual comparison alpha = 0.002502 (1 of 2).

Constituent: Cadmium Analysis Run 4/22/2025 10:30 AM View: Appendix I - Intrawell
Plant McIntosh Client: Southern Company Data: McIntosh LF 4

Sanitas™ v.10.0.24 Software licensed to Groundwater Stats Consulting. UG
Hollow symbols indicate censored values.
Within Limit

Prediction Limit

Intrawell Parametric

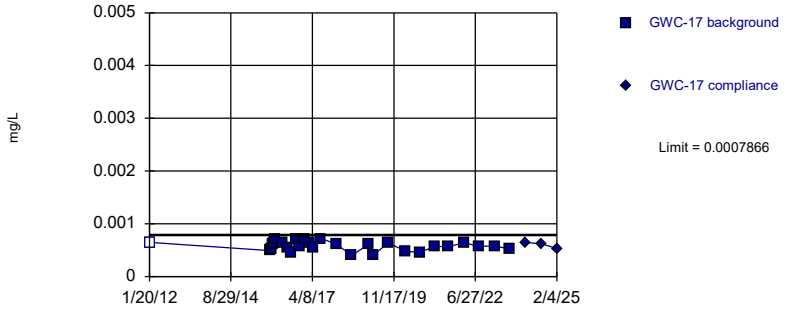

Background Data Summary: Mean=0.0005794, Std. Dev.=0.00008846, n=28, 3.571% NDs. Normality test: Shapiro Wilk @alpha = 0.01, calculated = 0.96, critical = 0.896. Kappa = 2.343 (c=15, w=9, 1 of 2, event alpha = 0.05132). Report alpha = 0.0003901.

Constituent: Cadmium Analysis Run 4/22/2025 10:30 AM View: Appendix I - Intrawell
Plant McIntosh Client: Southern Company Data: McIntosh LF 4

Sanitas™ v.10.0.24 Software licensed to Groundwater Stats Consulting. UG
Hollow symbols indicate censored values.
Within Limit

Prediction Limit

Intrawell Non-parametric

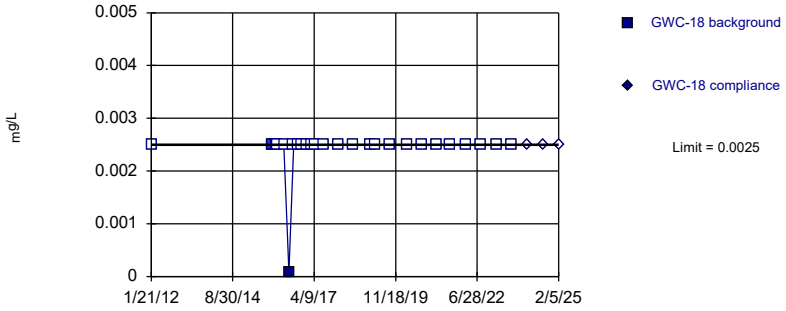

Non-parametric test used in lieu of parametric prediction limit because censored data exceeded 50%. Limit is highest of 28 background values. 96.43% NDs. Well-constituent pair annual alpha = 0.004669. Individual comparison alpha = 0.002337 (1 of 2).

Constituent: Cadmium Analysis Run 4/22/2025 10:30 AM View: Appendix I - Intrawell
Plant McIntosh Client: Southern Company Data: McIntosh LF 4

Sanitas™ v.10.0.24 Software licensed to Groundwater Stats Consulting. UG
Hollow symbols indicate censored values.

Within Limit

Prediction Limit

Intrawell Non-parametric

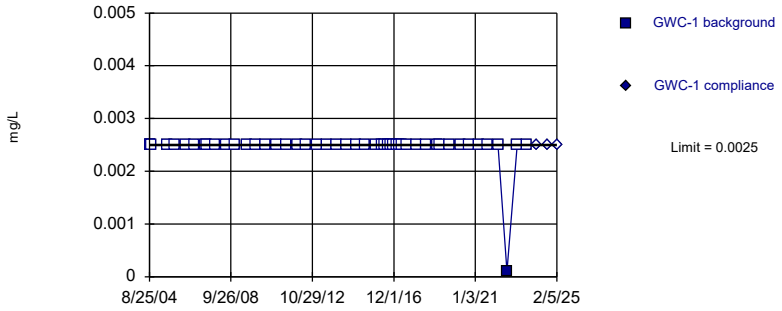

Non-parametric test used in lieu of parametric prediction limit because censored data exceeded 50%. Limit is highest of 48 background values. 97.92% NDs. Well-constituent pair annual alpha = 0.001667. Individual comparison alpha = 0.0008339 (1 of 2).

Constituent: Cadmium Analysis Run 4/22/2025 10:30 AM View: Appendix I - Intrawell
Plant McIntosh Client: Southern Company Data: McIntosh LF 4

Sanitas™ v.10.0.24 Software licensed to Groundwater Stats Consulting. UG
Hollow symbols indicate censored values.

Within Limit

Prediction Limit

Intrawell Non-parametric

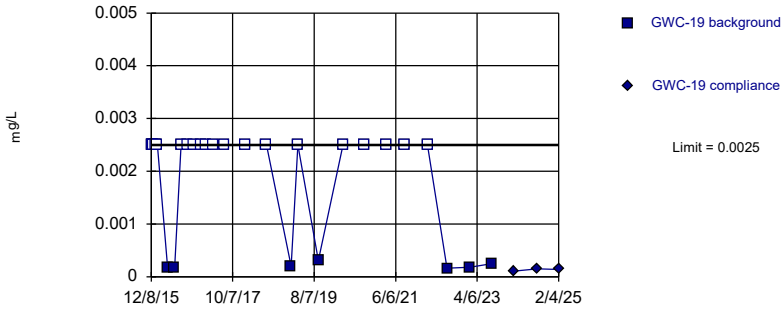

Non-parametric test used in lieu of parametric prediction limit because censored data exceeded 50%. Limit is highest of 27 background values. 74.07% NDs. Well-constituent pair annual alpha = 0.004998. Individual comparison alpha = 0.002502 (1 of 2).

Constituent: Cadmium Analysis Run 4/22/2025 10:30 AM View: Appendix I - Intrawell
Plant McIntosh Client: Southern Company Data: McIntosh LF 4

Sanitas™ v.10.0.24 Software licensed to Groundwater Stats Consulting. UG
Hollow symbols indicate censored values.

Within Limit

Prediction Limit

Intrawell Non-parametric

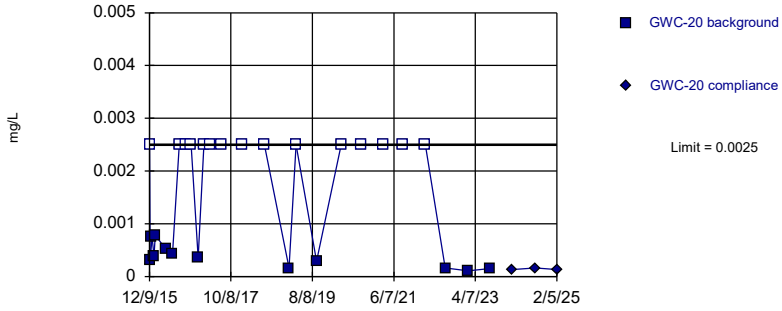

Non-parametric test used in lieu of parametric prediction limit because censored data exceeded 50%. Limit is highest of 27 background values. 55.56% NDs. Well-constituent pair annual alpha = 0.004998. Individual comparison alpha = 0.002502 (1 of 2).

Constituent: Cadmium Analysis Run 4/22/2025 10:30 AM View: Appendix I - Intrawell
Plant McIntosh Client: Southern Company Data: McIntosh LF 4

Sanitas™ v.10.0.24 Software licensed to Groundwater Stats Consulting. UG
Hollow symbols indicate censored values.

Within Limit

Prediction Limit

Intrawell Non-parametric

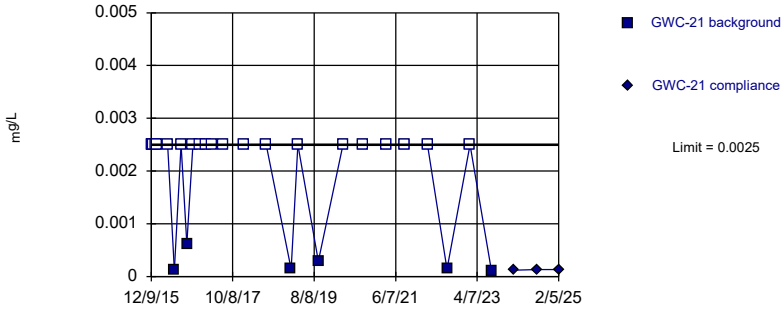

Non-parametric test used in lieu of parametric prediction limit because censored data exceeded 50%. Limit is highest of 27 background values. 77.78% NDs. Well-constituent pair annual alpha = 0.004998. Individual comparison alpha = 0.002502 (1 of 2).

Constituent: Cadmium Analysis Run 4/22/2025 10:30 AM View: Appendix I - Intrawell
Plant McIntosh Client: Southern Company Data: McIntosh LF 4

Sanitas™ v.10.0.24 Software licensed to Groundwater Stats Consulting. UG
Hollow symbols indicate censored values.

Within Limit

Prediction Limit

Intrawell Non-parametric

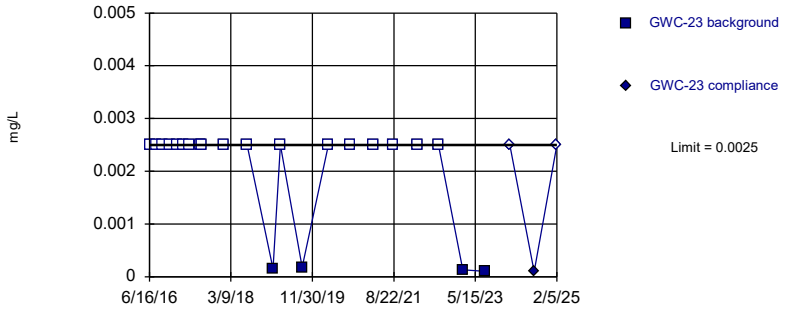

Non-parametric test used in lieu of parametric prediction limit because censored data exceeded 50%. Limit is highest of 22 background values. 81.82% NDs. Well-constituent pair annual alpha = 0.007401. Individual comparison alpha = 0.003707 (1 of 2).

Constituent: Cadmium Analysis Run 4/22/2025 10:30 AM View: Appendix I - Intrawell
Plant McIntosh Client: Southern Company Data: McIntosh LF 4

Sanitas™ v.10.0.24 Software licensed to Groundwater Stats Consulting. UG
Hollow symbols indicate censored values.

Within Limit

Prediction Limit

Intrawell Non-parametric

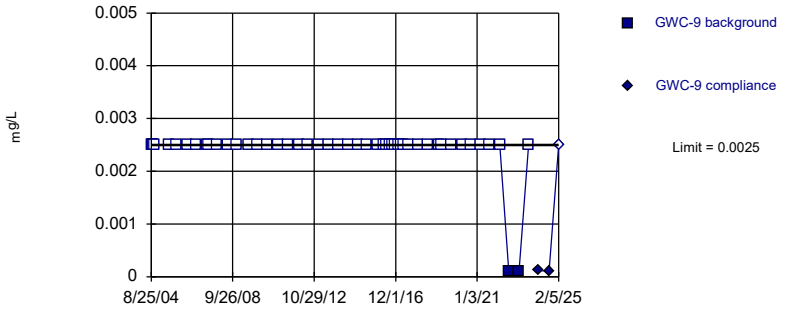

Non-parametric test used in lieu of parametric prediction limit because censored data exceeded 50%. Limit is highest of 49 background values. 95.92% NDs. Well-constituent pair annual alpha = 0.001586. Individual comparison alpha = 0.0007934 (1 of 2).

Constituent: Cadmium Analysis Run 4/22/2025 10:30 AM View: Appendix I - Intrawell
Plant McIntosh Client: Southern Company Data: McIntosh LF 4

Sanitas™ v.10.0.24 Software licensed to Groundwater Stats Consulting. UG
Hollow symbols indicate censored values.

Within Limit

Prediction Limit

Intrawell Non-parametric

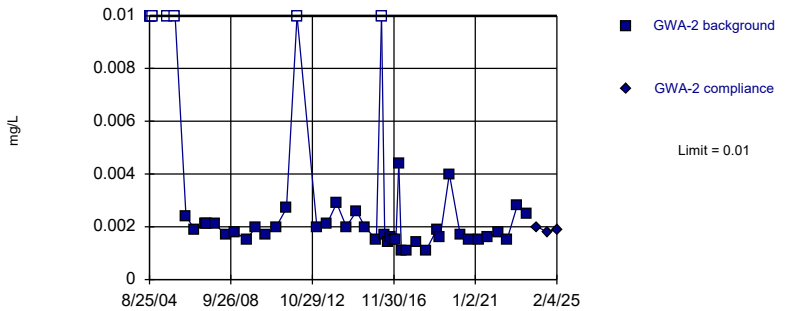

Non-parametric test used in lieu of parametric prediction limit because the Shapiro Wilk normality test showed the data to be non-normal at the 0.01 alpha level. Limit is highest of 48 background values. 16.67% NDs. Well-constituent pair annual alpha = 0.001667. Individual comparison alpha = 0.0008339 (1 of 2).

Constituent: Chromium Analysis Run 4/22/2025 10:30 AM View: Appendix I - Intrawell
Plant McIntosh Client: Southern Company Data: McIntosh LF 4

Sanitas™ v.10.0.24 Software licensed to Groundwater Stats Consulting. UG
Hollow symbols indicate censored values.

Within Limit

Prediction Limit

Intrawell Non-parametric

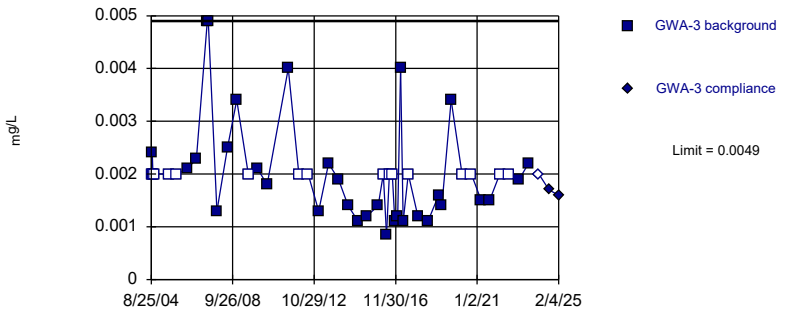

Non-parametric test used in lieu of parametric prediction limit because the Shapiro Wilk normality test showed the data to be non-normal at the 0.01 alpha level. Limit is highest of 48 background values. 33.33% NDs. Well-constituent pair annual alpha = 0.001667. Individual comparison alpha = 0.0008339 (1 of 2).

Constituent: Chromium Analysis Run 4/22/2025 10:30 AM View: Appendix I - Intrawell
Plant McIntosh Client: Southern Company Data: McIntosh LF 4

Sanitas™ v.10.0.24 Software licensed to Groundwater Stats Consulting. UG
Hollow symbols indicate censored values.

Within Limit

Prediction Limit

Intrawell Non-parametric

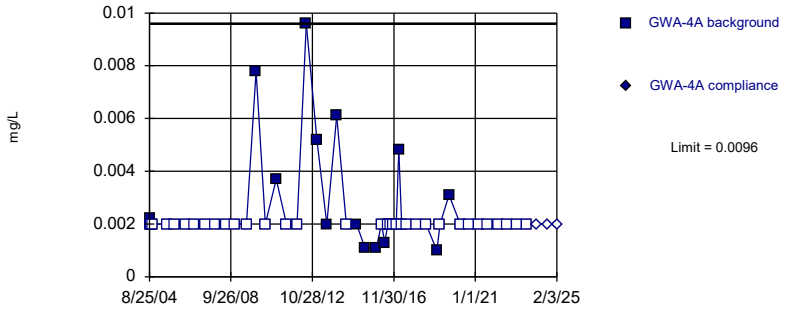

Non-parametric test used in lieu of parametric prediction limit because censored data exceeded 50%. Limit is highest of 48 background values. 70.83% NDs. Well-constituent pair annual alpha = 0.001667. Individual comparison alpha = 0.0008339 (1 of 2).

Constituent: Chromium Analysis Run 4/22/2025 10:30 AM View: Appendix I - Intrawell
Plant McIntosh Client: Southern Company Data: McIntosh LF 4

Sanitas™ v.10.0.24 Software licensed to Groundwater Stats Consulting. UG
Hollow symbols indicate censored values.

Within Limit

Prediction Limit

Intrawell Non-parametric

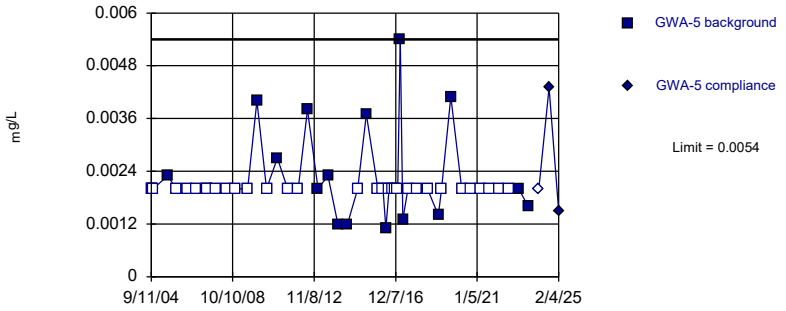

Non-parametric test used in lieu of parametric prediction limit because censored data exceeded 50%. Limit is highest of 48 background values. 66.67% NDs. Well-constituent pair annual alpha = 0.001667. Individual comparison alpha = 0.0008339 (1 of 2).

Constituent: Chromium Analysis Run 4/22/2025 10:30 AM View: Appendix I - Intrawell
Plant McIntosh Client: Southern Company Data: McIntosh LF 4

Sanitas™ v.10.0.24 Software licensed to Groundwater Stats Consulting. UG
Hollow symbols indicate censored values.

Within Limit

Prediction Limit

Intrawell Non-parametric

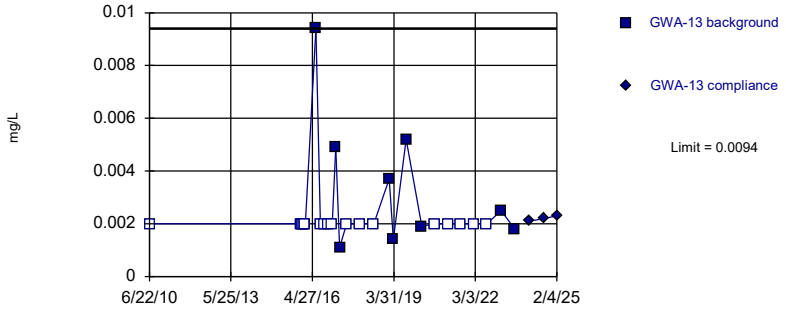

Non-parametric test used in lieu of parametric prediction limit because censored data exceeded 50%. Limit is highest of 27 background values. 66.67% NDs. Well-constituent pair annual alpha = 0.004998. Individual comparison alpha = 0.002502 (1 of 2).

Constituent: Chromium Analysis Run 4/22/2025 10:30 AM View: Appendix I - Intrawell
Plant McIntosh Client: Southern Company Data: McIntosh LF 4

Sanitas™ v.10.0.24 Software licensed to Groundwater Stats Consulting. UG
Hollow symbols indicate censored values.

Within Limit

Prediction Limit

Intrawell Non-parametric

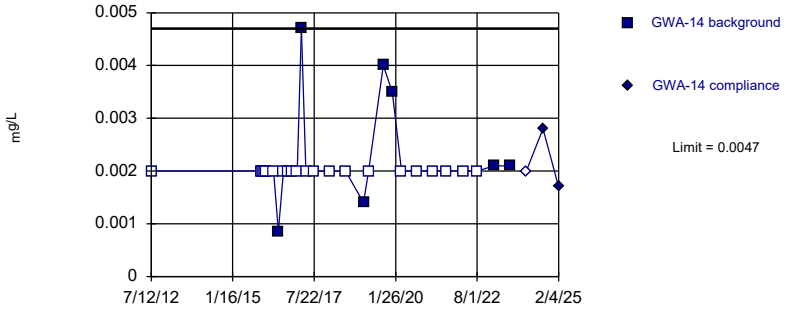

Non-parametric test used in lieu of parametric prediction limit because censored data exceeded 50%. Limit is highest of 29 background values. 75.86% NDs. Well-constituent pair annual alpha = 0.00434. Individual comparison alpha = 0.002172 (1 of 2).

Constituent: Chromium Analysis Run 4/22/2025 10:30 AM View: Appendix I - Intrawell
Plant McIntosh Client: Southern Company Data: McIntosh LF 4

Sanitas™ v.10.0.24 Software licensed to Groundwater Stats Consulting. UG
Hollow symbols indicate censored values.

Within Limit

Prediction Limit

Intrawell Non-parametric

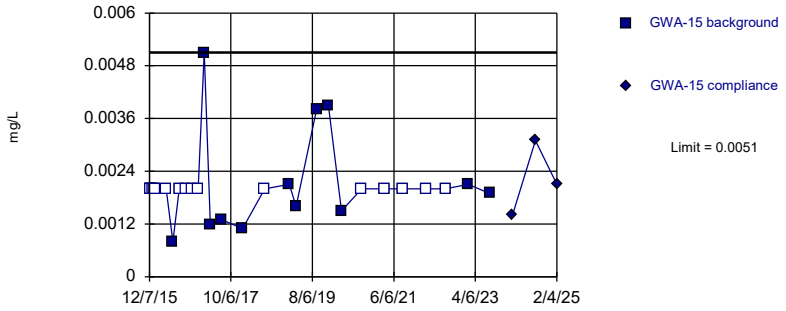

Non-parametric test used in lieu of parametric prediction limit because censored data exceeded 50%. Limit is highest of 28 background values. 57.14% NDs. Well-constituent pair annual alpha = 0.004669. Individual comparison alpha = 0.002337 (1 of 2).

Constituent: Chromium Analysis Run 4/22/2025 10:30 AM View: Appendix I - Intrawell
Plant McIntosh Client: Southern Company Data: McIntosh LF 4

Sanitas™ v.10.0.24 Software licensed to Groundwater Stats Consulting. UG
Hollow symbols indicate censored values.

Within Limit

Prediction Limit

Intrawell Non-parametric

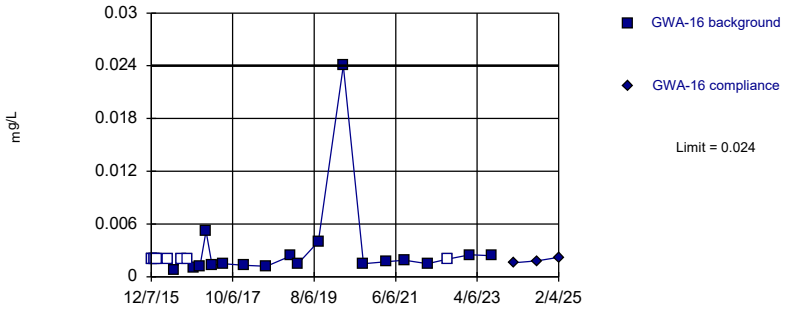

Non-parametric test used in lieu of parametric prediction limit because the Shapiro Wilk normality test showed the data to be non-normal at the 0.01 alpha level. Limit is highest of 27 background values. 33.33% NDs. Well-constituent pair annual alpha = 0.004998. Individual comparison alpha = 0.002502 (1 of 2).

Constituent: Chromium Analysis Run 4/22/2025 10:30 AM View: Appendix I - Intrawell
Plant McIntosh Client: Southern Company Data: McIntosh LF 4

Sanitas™ v.10.0.24 Software licensed to Groundwater Stats Consulting. UG
Hollow symbols indicate censored values.

Within Limit

Prediction Limit

Intrawell Non-parametric

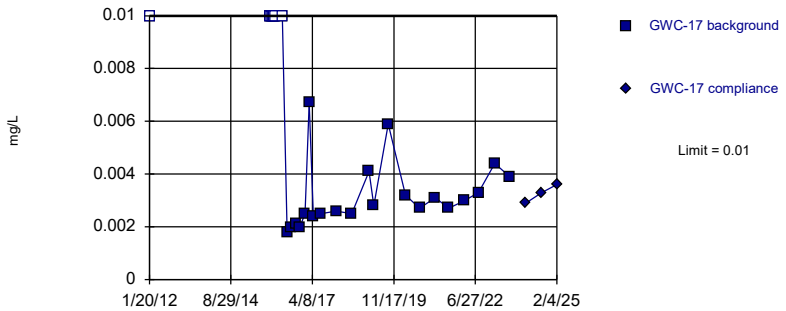

Non-parametric test used in lieu of parametric prediction limit because the Shapiro Wilk normality test showed the data to be non-normal at the 0.01 alpha level. Limit is highest of 28 background values. 25% NDs. Well-constituent pair annual alpha = 0.004669. Individual comparison alpha = 0.002337 (1 of 2).

Constituent: Chromium Analysis Run 4/22/2025 10:30 AM View: Appendix I - Intrawell
Plant McIntosh Client: Southern Company Data: McIntosh LF 4

Sanitas™ v.10.0.24 Software licensed to Groundwater Stats Consulting. UG
Hollow symbols indicate censored values.

Within Limit

Prediction Limit

Intrawell Parametric

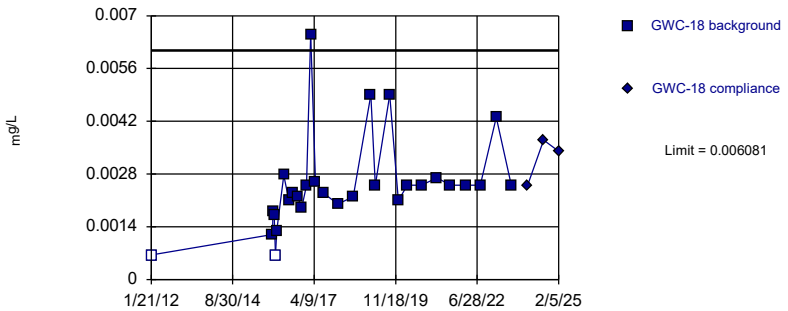

Background Data Summary (based on cube root transformation): Mean=0.1328, Std. Dev.=0.02133, n=29, 6.897% NDs. Normality test: Shapiro Wilk @alpha = 0.01, calculated = 0.8994, critical = 0.898. Kappa = 2.33 (c=15, w=9, 1 of 2, event alpha = 0.05132). Report alpha = 0.0003901.

Constituent: Chromium Analysis Run 4/22/2025 10:30 AM View: Appendix I - Intrawell
Plant McIntosh Client: Southern Company Data: McIntosh LF 4

Sanitas™ v.10.0.24 Software licensed to Groundwater Stats Consulting. UG
Hollow symbols indicate censored values.

Within Limit

Prediction Limit

Intrawell Non-parametric

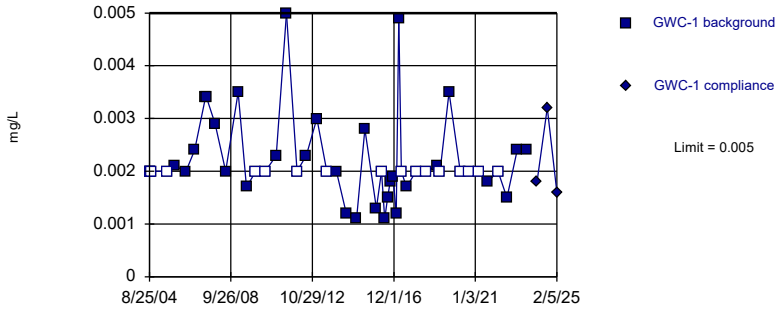

Non-parametric test used in lieu of parametric prediction limit because the Shapiro Wilk normality test showed the data to be non-normal at the 0.01 alpha level. Limit is highest of 48 background values. 35.42% NDs. Well-constituent pair annual alpha = 0.001667. Individual comparison alpha = 0.0008339 (1 of 2).

Constituent: Chromium Analysis Run 4/22/2025 10:30 AM View: Appendix I - Intrawell
Plant McIntosh Client: Southern Company Data: McIntosh LF 4

Sanitas™ v.10.0.24 Software licensed to Groundwater Stats Consulting. UG
Hollow symbols indicate censored values.

Within Limit

Prediction Limit

Intrawell Parametric

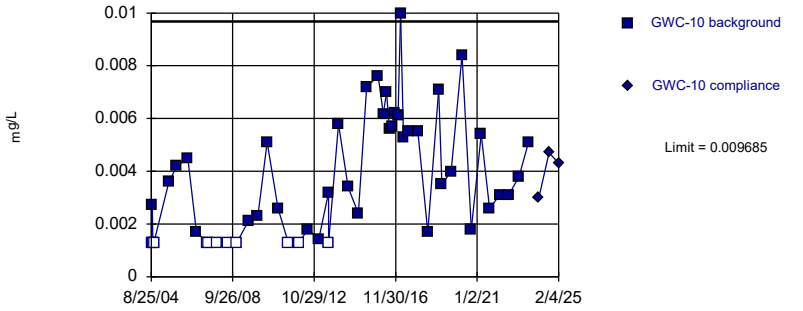

Background Data Summary (based on square root transformation) (after Kaplan-Meier Adjustment): Mean=0.0568, Std. Dev.=0.01892, n=50, 22% NDs. Normality test: Shapiro Francia @alpha = 0.01, calculated = 0.9373, critical = 0.935. Kappa = 2.2 (c=15, w=9, 1 of 2, event alpha = 0.05132). Report alpha = 0.0003901.

Constituent: Chromium Analysis Run 4/22/2025 10:30 AM View: Appendix I - Intrawell
Plant McIntosh Client: Southern Company Data: McIntosh LF 4

Sanitas™ v.10.0.24 Software licensed to Groundwater Stats Consulting. UG
Hollow symbols indicate censored values.

Within Limit

Prediction Limit

Intrawell Parametric

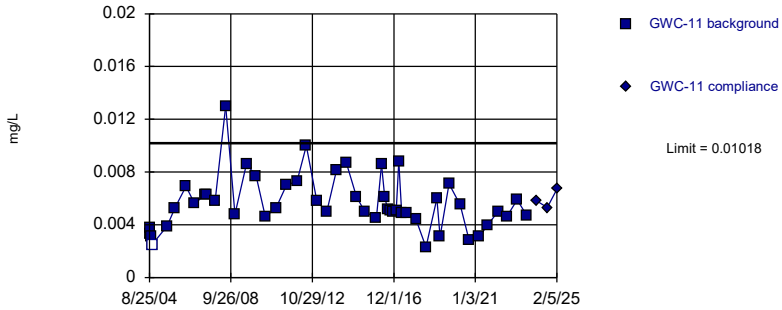

Background Data Summary: Mean=0.005642, Std. Dev.=0.002058, n=49, 2.041% NDs. Normality test: Shapiro Wilk @alpha = 0.01, calculated = 0.933, critical = 0.929. Kappa = 2.204 (c=15, w=9, 1 of 2, event alpha = 0.05132). Report alpha = 0.0003901.

Constituent: Chromium Analysis Run 4/22/2025 10:30 AM View: Appendix I - Intrawell
Plant McIntosh Client: Southern Company Data: McIntosh LF 4

Sanitas™ v.10.0.24 Software licensed to Groundwater Stats Consulting. UG
Hollow symbols indicate censored values.

Within Limit

Prediction Limit

Intrawell Non-parametric

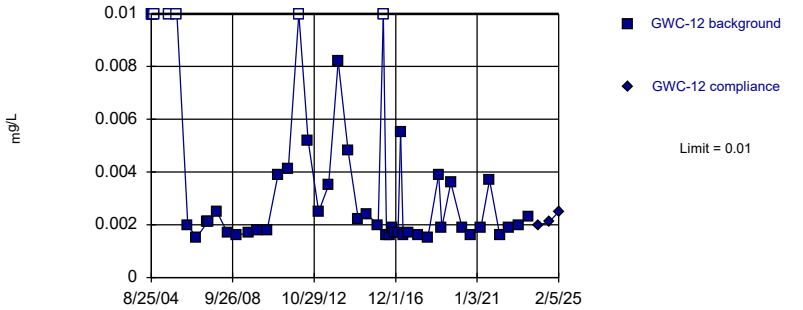

Non-parametric test used in lieu of parametric prediction limit because the Shapiro Wilk normality test showed the data to be non-normal at the 0.01 alpha level. Limit is highest of 49 background values. 16.33% NDs. Well-constituent pair annual alpha = 0.001586. Individual comparison alpha = 0.0007934 (1 of 2).

Constituent: Chromium Analysis Run 4/22/2025 10:30 AM View: Appendix I - Intrawell
Plant McIntosh Client: Southern Company Data: McIntosh LF 4

Sanitas™ v.10.0.24 Software licensed to Groundwater Stats Consulting. UG
Hollow symbols indicate censored values.

Within Limit

Prediction Limit

Intrawell Non-parametric

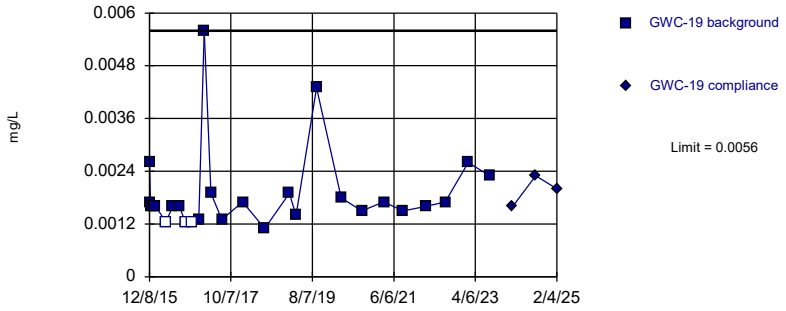

Non-parametric test used in lieu of parametric prediction limit because the Shapiro Wilk normality test showed the data to be non-normal at the 0.01 alpha level. Limit is highest of 27 background values. 11.11% NDs. Well-constituent pair annual alpha = 0.004998. Individual comparison alpha = 0.002502 (1 of 2).

Constituent: Chromium Analysis Run 4/22/2025 10:31 AM View: Appendix I - Intrawell
Plant McIntosh Client: Southern Company Data: McIntosh LF 4

Sanitas™ v.10.0.24 Software licensed to Groundwater Stats Consulting. UG
Hollow symbols indicate censored values.

Within Limit

Prediction Limit

Intrawell Non-parametric

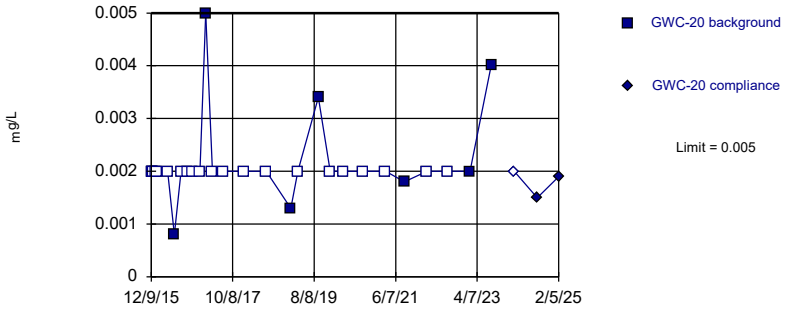

Non-parametric test used in lieu of parametric prediction limit because censored data exceeded 50%. Limit is highest of 28 background values. 75% NDs. Well-constituent pair annual alpha = 0.004669. Individual comparison alpha = 0.002337 (1 of 2).

Constituent: Chromium Analysis Run 4/22/2025 10:31 AM View: Appendix I - Intrawell
Plant McIntosh Client: Southern Company Data: McIntosh LF 4

Sanitas™ v.10.0.24 Software licensed to Groundwater Stats Consulting. UG
Hollow symbols indicate censored values.

Within Limit

Prediction Limit

Intrawell Non-parametric

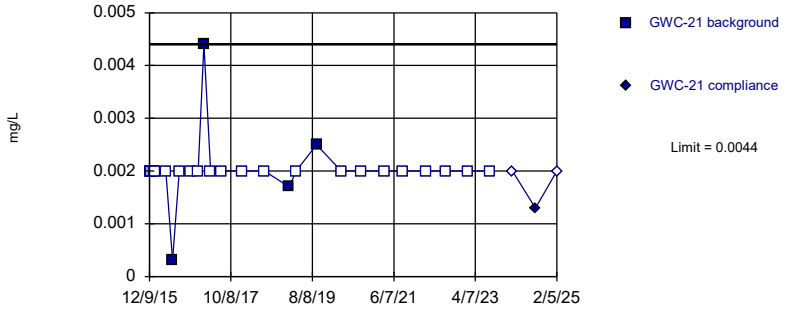

Non-parametric test used in lieu of parametric prediction limit because censored data exceeded 50%. Limit is highest of 26 background values. 84.62% NDs. Well-constituent pair annual alpha = 0.005327. Individual comparison alpha = 0.002667 (1 of 2).

Constituent: Chromium Analysis Run 4/22/2025 10:31 AM View: Appendix I - Intrawell
Plant McIntosh Client: Southern Company Data: McIntosh LF 4

Sanitas™ v.10.0.24 Software licensed to Groundwater Stats Consulting. UG
Hollow symbols indicate censored values.

Within Limit

Prediction Limit

Intrawell Non-parametric

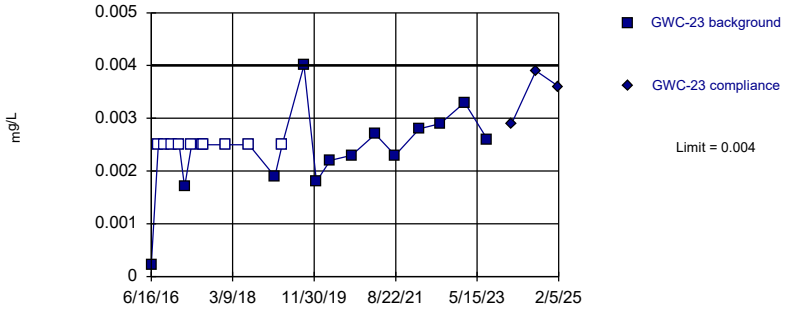

Non-parametric test used in lieu of parametric prediction limit because the Shapiro Wilk normality test showed the data to be non-normal at the 0.01 alpha level. Limit is highest of 23 background values. 43.48% NDs. Well-constituent pair annual alpha = 0.006819. Individual comparison alpha = 0.003415 (1 of 2).

Constituent: Chromium Analysis Run 4/22/2025 10:31 AM View: Appendix I - Intrawell
Plant McIntosh Client: Southern Company Data: McIntosh LF 4

Sanitas™ v.10.0.24 Software licensed to Groundwater Stats Consulting. UG
Hollow symbols indicate censored values.

Within Limit

Prediction Limit

Intrawell Non-parametric

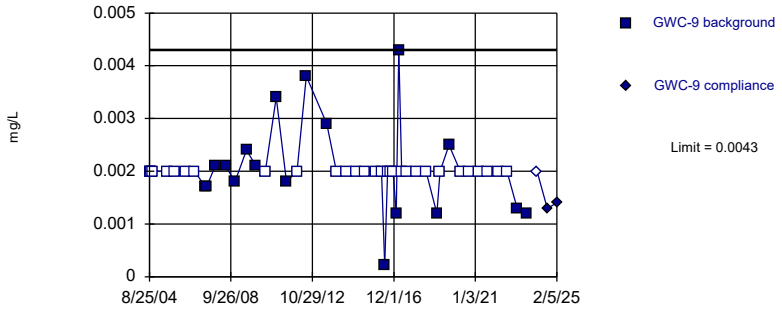

Non-parametric test used in lieu of parametric prediction limit because censored data exceeded 50%. Limit is highest of 48 background values. 62.5% NDs. Well-constituent pair annual alpha = 0.001667. Individual comparison alpha = 0.0008339 (1 of 2).

Constituent: Chromium Analysis Run 4/22/2025 10:31 AM View: Appendix I - Intrawell
Plant McIntosh Client: Southern Company Data: McIntosh LF 4

Sanitas™ v.10.0.24 Software licensed to Groundwater Stats Consulting. UG
Hollow symbols indicate censored values.

Within Limit

Prediction Limit

Intrawell Non-parametric

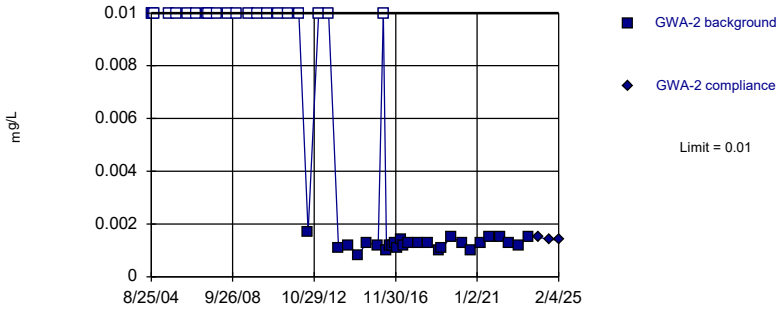

Non-parametric test used in lieu of parametric prediction limit because the Shapiro Wilk normality test showed the data to be non-normal at the 0.01 alpha level. Limit is highest of 49 background values. 44.9% NDs. Well-constituent pair annual alpha = 0.001586. Individual comparison alpha = 0.0007934 (1 of 2).

Constituent: Cobalt Analysis Run 4/22/2025 10:31 AM View: Appendix I - Intrawell
Plant McIntosh Client: Southern Company Data: McIntosh LF 4

Sanitas™ v.10.0.24 Software licensed to Groundwater Stats Consulting. UG
Hollow symbols indicate censored values.

Within Limit

Prediction Limit

Intrawell Non-parametric

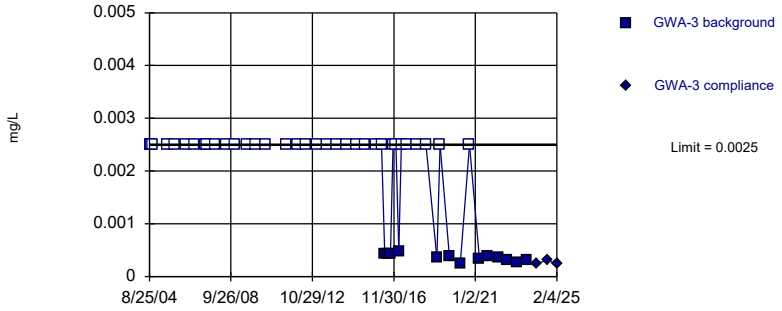

Non-parametric test used in lieu of parametric prediction limit because censored data exceeded 50%. Limit is highest of 48 background values. 72.92% NDs. Well-constituent pair annual alpha = 0.001667. Individual comparison alpha = 0.0008339 (1 of 2).

Constituent: Cobalt Analysis Run 4/22/2025 10:31 AM View: Appendix I - Intrawell
Plant McIntosh Client: Southern Company Data: McIntosh LF 4

Sanitas™ v.10.0.24 Software licensed to Groundwater Stats Consulting. UG
Hollow symbols indicate censored values.

Within Limit

Prediction Limit

Intrawell Non-parametric

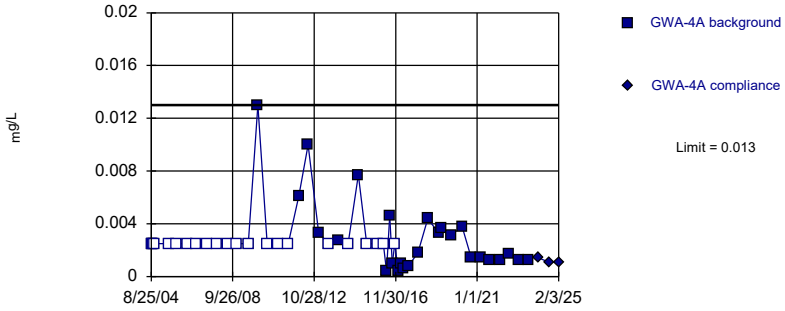

Non-parametric test used in lieu of parametric prediction limit because the Shapiro Wilk normality test showed the data to be non-normal at the 0.01 alpha level. Limit is highest of 48 background values. 45.83% NDs. Well-constituent pair annual alpha = 0.001667. Individual comparison alpha = 0.0008339 (1 of 2).

Constituent: Cobalt Analysis Run 4/22/2025 10:31 AM View: Appendix I - Intrawell
Plant McIntosh Client: Southern Company Data: McIntosh LF 4

Sanitas™ v.10.0.24 Software licensed to Groundwater Stats Consulting. UG
Hollow symbols indicate censored values.
Within Limit

Prediction Limit

Intrawell Non-parametric

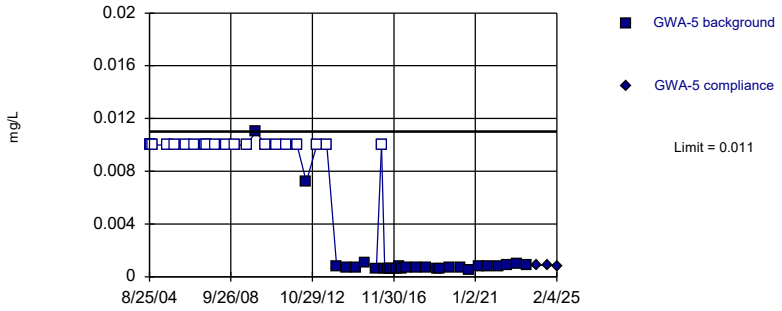

Non-parametric test used in lieu of parametric prediction limit because the Shapiro Wilk normality test showed the data to be non-normal at the 0.01 alpha level. Limit is highest of 49 background values. 42.86% NDs. Well-constituent pair annual alpha = 0.001586. Individual comparison alpha = 0.0007934 (1 of 2).

Constituent: Cobalt Analysis Run 4/22/2025 10:31 AM View: Appendix I - Intrawell
Plant McIntosh Client: Southern Company Data: McIntosh LF 4

Sanitas™ v.10.0.24 Software licensed to Groundwater Stats Consulting. UG
Hollow symbols indicate censored values.
Within Limit

Prediction Limit

Intrawell Non-parametric

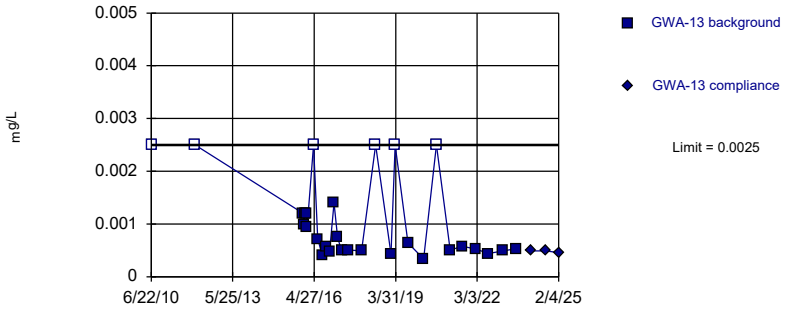

Non-parametric test used in lieu of parametric prediction limit because the Shapiro Wilk normality test showed the data to be non-normal at the 0.01 alpha level. Limit is highest of 29 background values. 20.69% NDs. Well-constituent pair annual alpha = 0.00434. Individual comparison alpha = 0.002172 (1 of 2).

Constituent: Cobalt Analysis Run 4/22/2025 10:31 AM View: Appendix I - Intrawell
Plant McIntosh Client: Southern Company Data: McIntosh LF 4

Sanitas™ v.10.0.24 Software licensed to Groundwater Stats Consulting. UG
Hollow symbols indicate censored values.
Within Limit

Prediction Limit

Intrawell Non-parametric

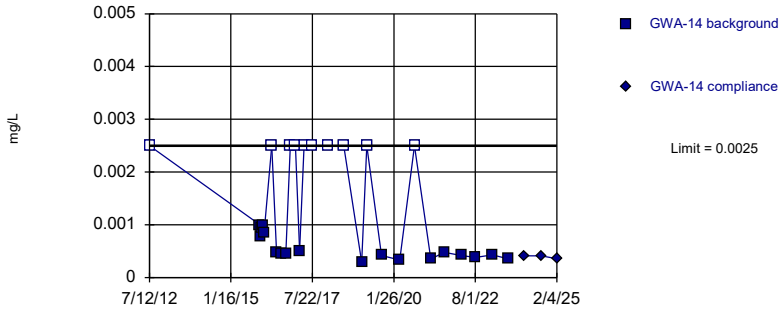

Non-parametric test used in lieu of parametric prediction limit because the Shapiro Wilk normality test showed the data to be non-normal at the 0.01 alpha level. Limit is highest of 28 background values. 35.71% NDs. Well-constituent pair annual alpha = 0.004669. Individual comparison alpha = 0.002337 (1 of 2).

Constituent: Cobalt Analysis Run 4/22/2025 10:31 AM View: Appendix I - Intrawell
Plant McIntosh Client: Southern Company Data: McIntosh LF 4

Sanitas™ v.10.0.24 Software licensed to Groundwater Stats Consulting. UG
Hollow symbols indicate censored values.
Within Limit

Prediction Limit

Intrawell Non-parametric

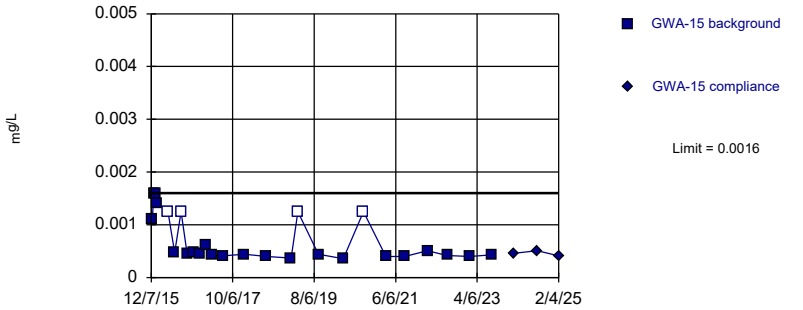

Non-parametric test used in lieu of parametric prediction limit because the Shapiro Wilk normality test showed the data to be non-normal at the 0.01 alpha level. Limit is highest of 27 background values. 14.81% NDs. Well-constituent pair annual alpha = 0.004998. Individual comparison alpha = 0.002502 (1 of 2).

Constituent: Cobalt Analysis Run 4/22/2025 10:31 AM View: Appendix I - Intrawell
Plant McIntosh Client: Southern Company Data: McIntosh LF 4

Sanitas™ v.10.0.24 Software licensed to Groundwater Stats Consulting. UG
Hollow symbols indicate censored values.

Within Limit

Prediction Limit

Intrawell Non-parametric

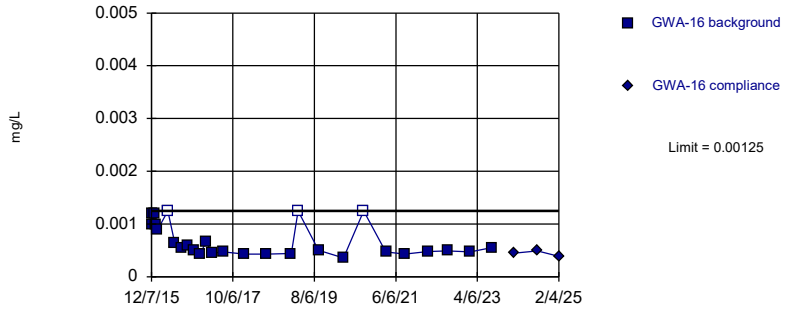

Non-parametric test used in lieu of parametric prediction limit because the Shapiro Wilk normality test showed the data to be non-normal at the 0.01 alpha level. Limit is highest of 27 background values. 11.11% NDs. Well-constituent pair annual alpha = 0.004998. Individual comparison alpha = 0.002502 (1 of 2).

Constituent: Cobalt Analysis Run 4/22/2025 10:31 AM View: Appendix I - Intrawell
Plant McIntosh Client: Southern Company Data: McIntosh LF 4

Sanitas™ v.10.0.24 Software licensed to Groundwater Stats Consulting. UG
Hollow symbols indicate censored values.

Within Limit

Prediction Limit

Intrawell Non-parametric

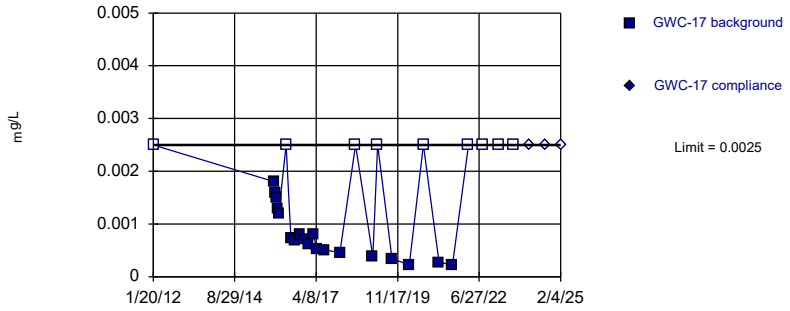

Non-parametric test used in lieu of parametric prediction limit because the Shapiro Wilk normality test showed the data to be non-normal at the 0.01 alpha level. Limit is highest of 28 background values. 32.14% NDs. Well-constituent pair annual alpha = 0.004669. Individual comparison alpha = 0.002337 (1 of 2).

Constituent: Cobalt Analysis Run 4/22/2025 10:31 AM View: Appendix I - Intrawell
Plant McIntosh Client: Southern Company Data: McIntosh LF 4

Sanitas™ v.10.0.24 Software licensed to Groundwater Stats Consulting. UG
Hollow symbols indicate censored values.

Within Limit

Prediction Limit

Intrawell Non-parametric

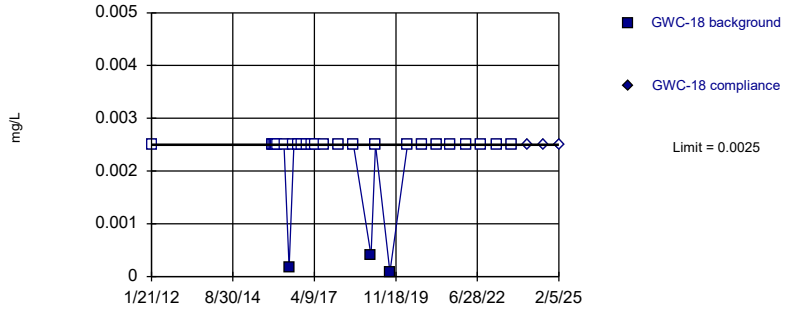

Non-parametric test used in lieu of parametric prediction limit because censored data exceeded 50%. Limit is highest of 28 background values. 89.29% NDs. Well-constituent pair annual alpha = 0.004669. Individual comparison alpha = 0.002337 (1 of 2).

Constituent: Cobalt Analysis Run 4/22/2025 10:31 AM View: Appendix I - Intrawell
Plant McIntosh Client: Southern Company Data: McIntosh LF 4

Sanitas™ v.10.0.24 Software licensed to Groundwater Stats Consulting. UG
Hollow symbols indicate censored values.

Within Limit

Prediction Limit

Intrawell Non-parametric

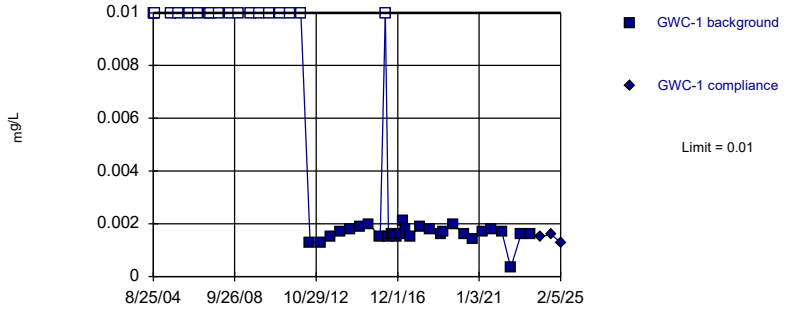

Non-parametric test used in lieu of parametric prediction limit because the Shapiro Wilk normality test showed the data to be non-normal at the 0.01 alpha level. Limit is highest of 48 background values. 39.58% NDs. Well-constituent pair annual alpha = 0.001667. Individual comparison alpha = 0.0008339 (1 of 2).

Constituent: Cobalt Analysis Run 4/22/2025 10:31 AM View: Appendix I - Intrawell
Plant McIntosh Client: Southern Company Data: McIntosh LF 4

Sanitas™ v.10.0.24 Software licensed to Groundwater Stats Consulting. UG
Hollow symbols indicate censored values.

Within Limit

Prediction Limit

Intrawell Non-parametric

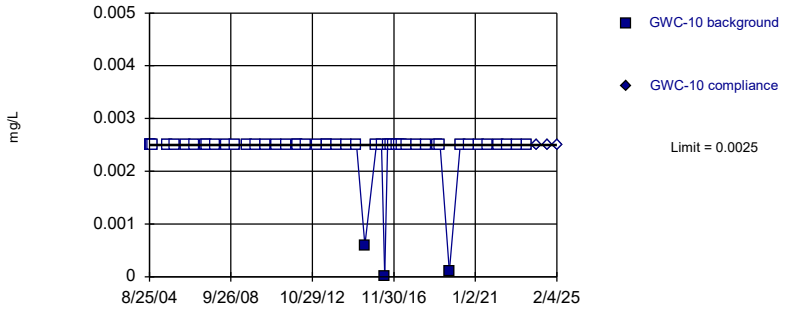

Non-parametric test used in lieu of parametric prediction limit because censored data exceeded 50%. Limit is highest of 51 background values. 94.12% NDs. Well-constituent pair annual alpha = 0.00146. Individual comparison alpha = 0.0007303 (1 of 2).

Constituent: Cobalt Analysis Run 4/22/2025 10:31 AM View: Appendix I - Intrawell
Plant McIntosh Client: Southern Company Data: McIntosh LF 4

Sanitas™ v.10.0.24 Software licensed to Groundwater Stats Consulting. UG
Hollow symbols indicate censored values.

Within Limit

Prediction Limit

Intrawell Non-parametric

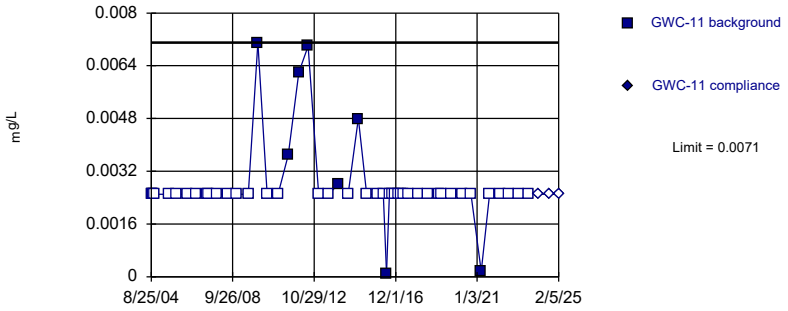

Non-parametric test used in lieu of parametric prediction limit because censored data exceeded 50%. Limit is highest of 49 background values. 83.67% NDs. Well-constituent pair annual alpha = 0.001586. Individual comparison alpha = 0.0007934 (1 of 2).

Constituent: Cobalt Analysis Run 4/22/2025 10:31 AM View: Appendix I - Intrawell
Plant McIntosh Client: Southern Company Data: McIntosh LF 4

Sanitas™ v.10.0.24 Software licensed to Groundwater Stats Consulting. UG
Hollow symbols indicate censored values.

Within Limit

Prediction Limit

Intrawell Non-parametric

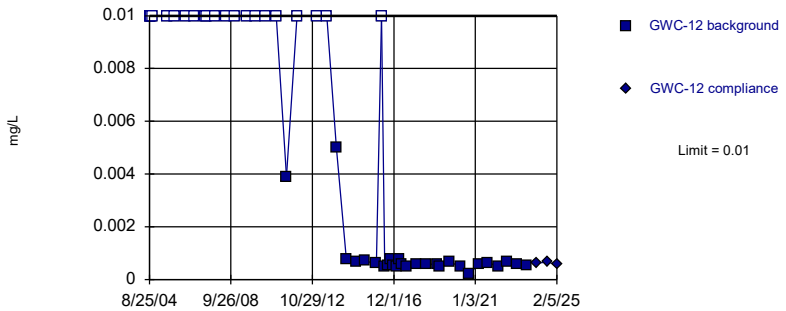

Non-parametric test used in lieu of parametric prediction limit because the Shapiro Wilk normality test showed the data to be non-normal at the 0.01 alpha level. Limit is highest of 48 background values. 43.75% NDs. Well-constituent pair annual alpha = 0.001667. Individual comparison alpha = 0.0008339 (1 of 2).

Constituent: Cobalt Analysis Run 4/22/2025 10:31 AM View: Appendix I - Intrawell
Plant McIntosh Client: Southern Company Data: McIntosh LF 4

Sanitas™ v.10.0.24 Software licensed to Groundwater Stats Consulting. UG
Hollow symbols indicate censored values.

Within Limit

Prediction Limit

Intrawell Non-parametric

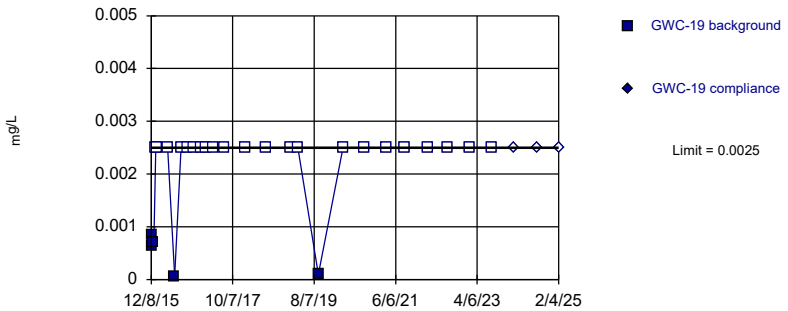

Non-parametric test used in lieu of parametric prediction limit because censored data exceeded 50%. Limit is highest of 27 background values. 81.48% NDs. Well-constituent pair annual alpha = 0.004998. Individual comparison alpha = 0.002502 (1 of 2).

Constituent: Cobalt Analysis Run 4/22/2025 10:31 AM View: Appendix I - Intrawell
Plant McIntosh Client: Southern Company Data: McIntosh LF 4

Sanitas™ v.10.0.24 Software licensed to Groundwater Stats Consulting. UG

Within Limit

Prediction Limit

Intrawell Parametric

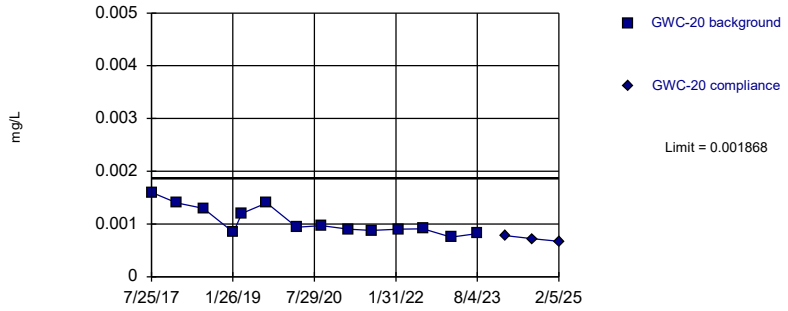

Background Data Summary (based on square root transformation): Mean=0.0323, Std. Dev.=0.00398, n=14. Normality test: Shapiro Wilk @alpha = 0.05, calculated = 0.8764, critical = 0.874. Kappa = 2.744 (c=15, w=9, 1 of 2, event alpha = 0.05132). Report alpha = 0.0003901.

Constituent: Cobalt Analysis Run 4/22/2025 10:31 AM View: Appendix I - Intrawell
Plant McIntosh Client: Southern Company Data: McIntosh LF 4

Sanitas™ v.10.0.24 Software licensed to Groundwater Stats Consulting. UG
Hollow symbols indicate censored values.

Within Limit

Prediction Limit

Intrawell Parametric

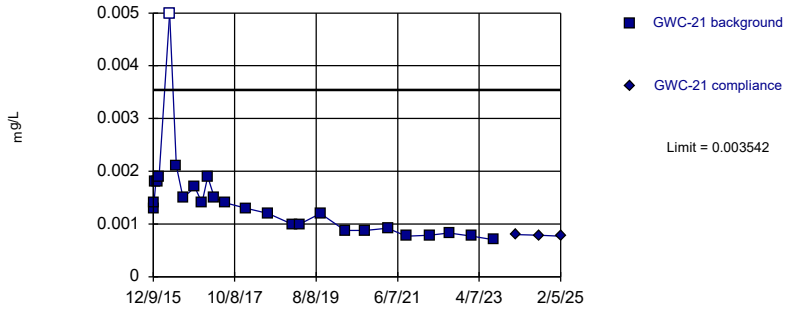

Background Data Summary (based on natural log transformation): Mean=-6.662, Std. Dev.=0.4303, n=26, 3.846% NDs. Normality test: Shapiro Wilk @alpha = 0.01, calculated = 0.9115, critical = 0.891. Kappa = 2.368 (c=15, w=9, 1 of 2, event alpha = 0.05132). Report alpha = 0.0003901.

Constituent: Cobalt Analysis Run 4/22/2025 10:31 AM View: Appendix I - Intrawell
Plant McIntosh Client: Southern Company Data: McIntosh LF 4

Sanitas™ v.10.0.24 Software licensed to Groundwater Stats Consulting. UG

Within Limit

Prediction Limit

Intrawell Parametric

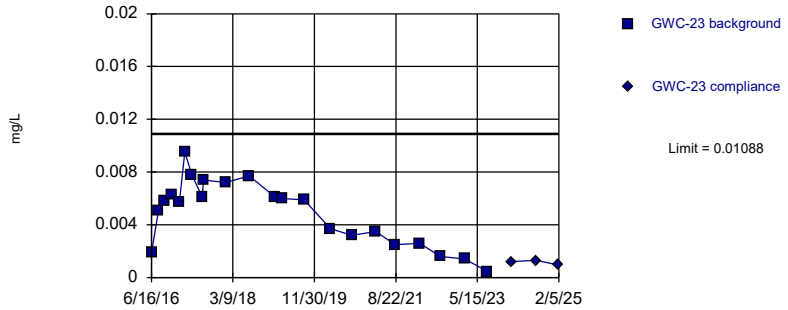

Background Data Summary: Mean=0.004884, Std. Dev.=0.002457, n=22. Normality test: Shapiro Wilk @alpha = 0.01, calculated = 0.9565, critical = 0.878. Kappa = 2.441 (c=15, w=9, 1 of 2, event alpha = 0.05132). Report alpha = 0.0003901.

Constituent: Cobalt Analysis Run 4/22/2025 10:31 AM View: Appendix I - Intrawell
Plant McIntosh Client: Southern Company Data: McIntosh LF 4

Sanitas™ v.10.0.24 Software licensed to Groundwater Stats Consulting. UG
Hollow symbols indicate censored values.

Within Limit

Prediction Limit

Intrawell Non-parametric

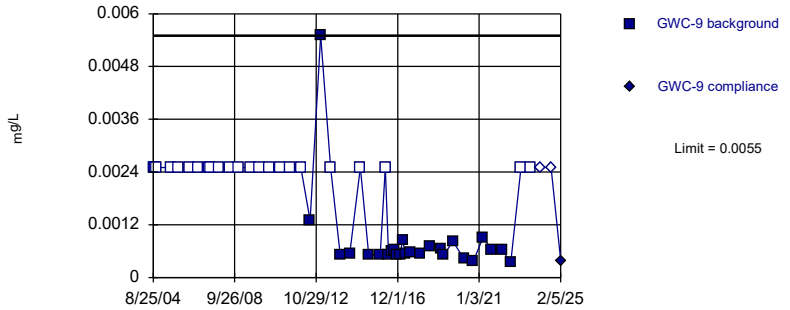

Non-parametric test used in lieu of parametric prediction limit because the Shapiro Wilk normality test showed the data to be non-normal at the 0.01 alpha level. Limit is highest of 49 background values. 48.98% NDs. Well-constituent pair annual alpha = 0.001586. Individual comparison alpha = 0.0007934 (1 of 2).

Constituent: Cobalt Analysis Run 4/22/2025 10:31 AM View: Appendix I - Intrawell
Plant McIntosh Client: Southern Company Data: McIntosh LF 4

Sanitas™ v.10.0.24 Software licensed to Groundwater Stats Consulting. UG
Hollow symbols indicate censored values.

Within Limit

Prediction Limit

Intrawell Non-parametric

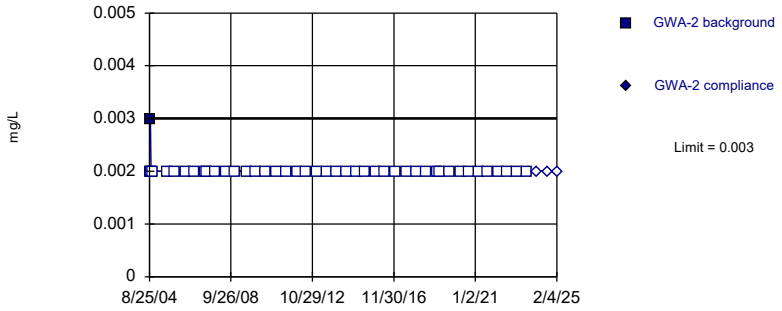

Non-parametric test used in lieu of parametric prediction limit because censored data exceeded 50%. Limit is highest of 43 background values. 97.67% NDs. Well-constituent pair annual alpha = 0.002073. Individual comparison alpha = 0.001037 (1 of 2).

Constituent: Copper Analysis Run 4/22/2025 10:31 AM View: Appendix I - Intrawell
Plant McIntosh Client: Southern Company Data: McIntosh LF 4

Sanitas™ v.10.0.24 Software licensed to Groundwater Stats Consulting. UG
Hollow symbols indicate censored values.

Within Limit

Prediction Limit

Intrawell Non-parametric

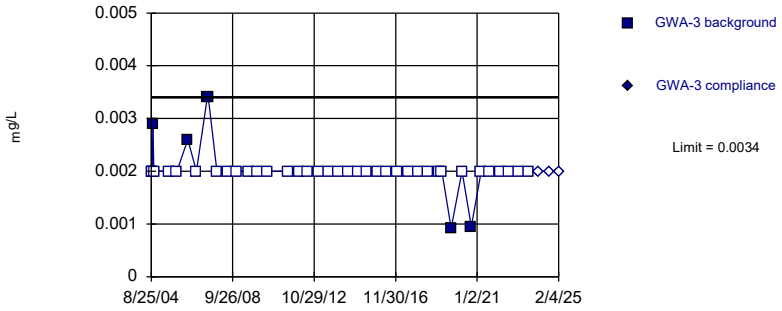

Non-parametric test used in lieu of parametric prediction limit because censored data exceeded 50%. Limit is highest of 42 background values. 85.71% NDs. Well-constituent pair annual alpha = 0.002154. Individual comparison alpha = 0.001077 (1 of 2).

Constituent: Copper Analysis Run 4/22/2025 10:31 AM View: Appendix I - Intrawell
Plant McIntosh Client: Southern Company Data: McIntosh LF 4

Sanitas™ v.10.0.24 Software licensed to Groundwater Stats Consulting. UG
Hollow symbols indicate censored values.

Within Limit

Prediction Limit

Intrawell Non-parametric

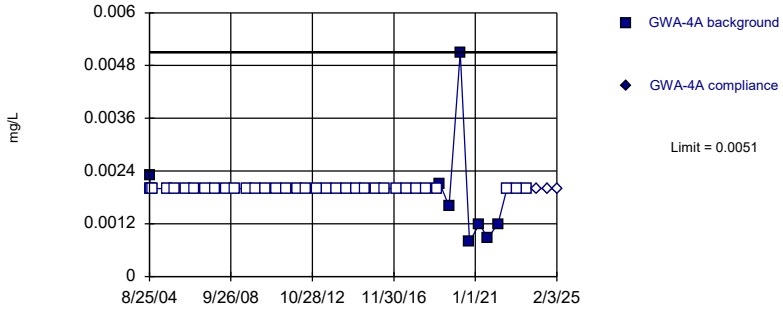

Non-parametric test used in lieu of parametric prediction limit because censored data exceeded 50%. Limit is highest of 42 background values. 80.95% NDs. Well-constituent pair annual alpha = 0.002154. Individual comparison alpha = 0.001077 (1 of 2).

Constituent: Copper Analysis Run 4/22/2025 10:31 AM View: Appendix I - Intrawell
Plant McIntosh Client: Southern Company Data: McIntosh LF 4

Sanitas™ v.10.0.24 Software licensed to Groundwater Stats Consulting. UG
Hollow symbols indicate censored values.

Within Limit

Prediction Limit

Intrawell Non-parametric

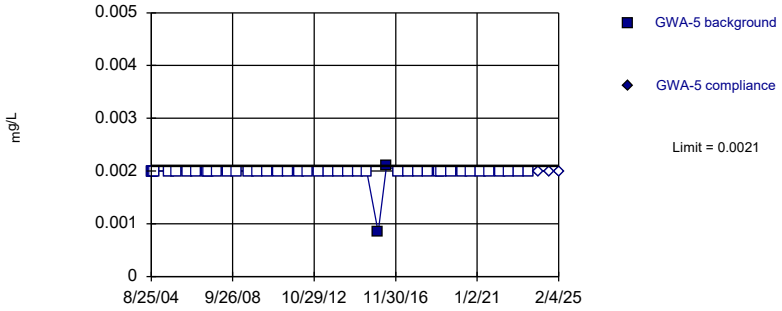

Non-parametric test used in lieu of parametric prediction limit because censored data exceeded 50%. Limit is highest of 43 background values. 95.35% NDs. Well-constituent pair annual alpha = 0.002073. Individual comparison alpha = 0.001037 (1 of 2).

Constituent: Copper Analysis Run 4/22/2025 10:31 AM View: Appendix I - Intrawell
Plant McIntosh Client: Southern Company Data: McIntosh LF 4

Sanitas™ v.10.0.24 Software licensed to Groundwater Stats Consulting. UG
Hollow symbols indicate censored values.

Within Limit

Prediction Limit

Intrawell Non-parametric

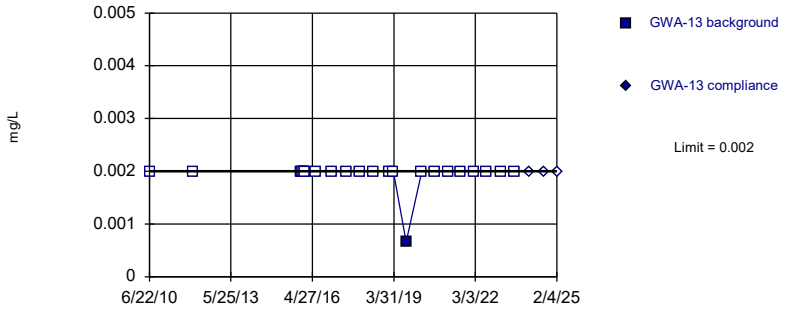

Non-parametric test used in lieu of parametric prediction limit because censored data exceeded 50%. Limit is highest of 23 background values. 95.65% NDs. Well-constituent pair annual alpha = 0.006819. Individual comparison alpha = 0.003415 (1 of 2).

Constituent: Copper Analysis Run 4/22/2025 10:31 AM View: Appendix I - Intrawell
Plant McIntosh Client: Southern Company Data: McIntosh LF 4

Sanitas™ v.10.0.24 Software licensed to Groundwater Stats Consulting. UG
Hollow symbols indicate censored values.

Within Limit

Prediction Limit

Intrawell Non-parametric

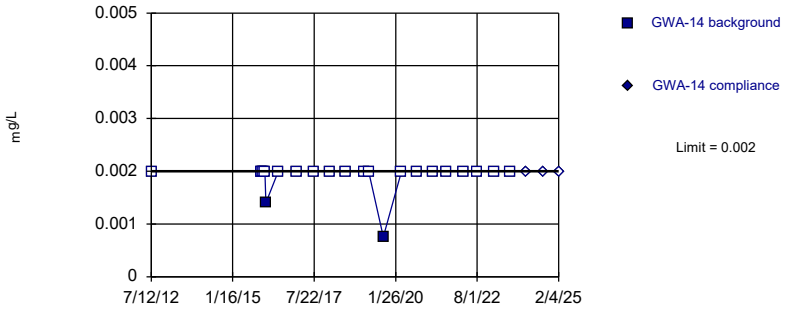

Non-parametric test used in lieu of parametric prediction limit because censored data exceeded 50%. Limit is highest of 22 background values. 90.91% NDs. Well-constituent pair annual alpha = 0.007401. Individual comparison alpha = 0.003707 (1 of 2).

Constituent: Copper Analysis Run 4/22/2025 10:31 AM View: Appendix I - Intrawell
Plant McIntosh Client: Southern Company Data: McIntosh LF 4

Sanitas™ v.10.0.24 Software licensed to Groundwater Stats Consulting. UG
Hollow symbols indicate censored values.

Within Limit

Prediction Limit

Intrawell Non-parametric

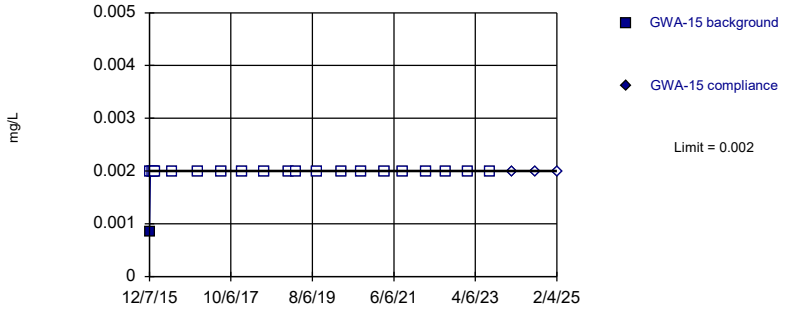

Non-parametric test used in lieu of parametric prediction limit because censored data exceeded 50%. Limit is highest of 21 background values. 95.24% NDs. Well-constituent pair annual alpha = 0.007982. Individual comparison alpha = 0.003999 (1 of 2).

Constituent: Copper Analysis Run 4/22/2025 10:31 AM View: Appendix I - Intrawell
Plant McIntosh Client: Southern Company Data: McIntosh LF 4

Sanitas™ v.10.0.24 Software licensed to Groundwater Stats Consulting. UG
Hollow symbols indicate censored values.

Within Limit

Prediction Limit

Intrawell Non-parametric

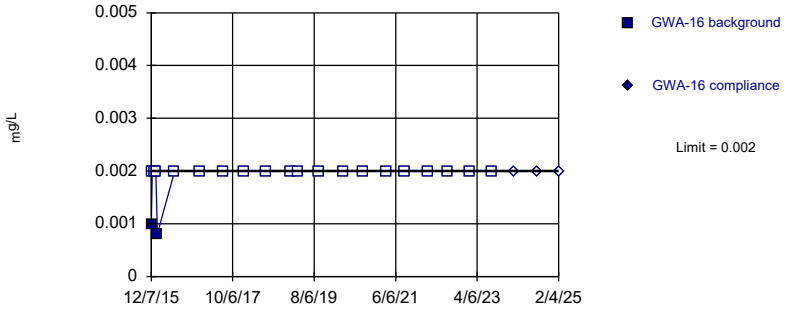

Non-parametric test used in lieu of parametric prediction limit because censored data exceeded 50%. Limit is highest of 21 background values. 90.48% NDs. Well-constituent pair annual alpha = 0.007982. Individual comparison alpha = 0.003999 (1 of 2).

Constituent: Copper Analysis Run 4/22/2025 10:31 AM View: Appendix I - Intrawell
Plant McIntosh Client: Southern Company Data: McIntosh LF 4

Sanitas™ v.10.0.24 Software licensed to Groundwater Stats Consulting. UG
Hollow symbols indicate censored values.

Within Limit

Prediction Limit

Intrawell Non-parametric

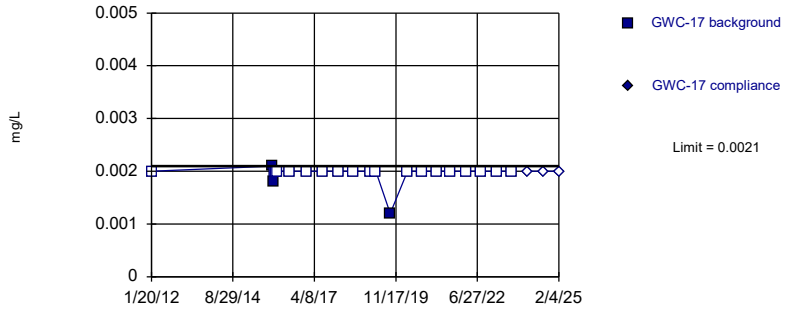

Non-parametric test used in lieu of parametric prediction limit because censored data exceeded 50%. Limit is highest of 22 background values. 86.36% NDs. Well-constituent pair annual alpha = 0.007401. Individual comparison alpha = 0.003707 (1 of 2).

Constituent: Copper Analysis Run 4/22/2025 10:31 AM View: Appendix I - Intrawell
Plant McIntosh Client: Southern Company Data: McIntosh LF 4

Sanitas™ v.10.0.24 Software licensed to Groundwater Stats Consulting. UG
Hollow symbols indicate censored values.

Within Limit

Prediction Limit

Intrawell Non-parametric

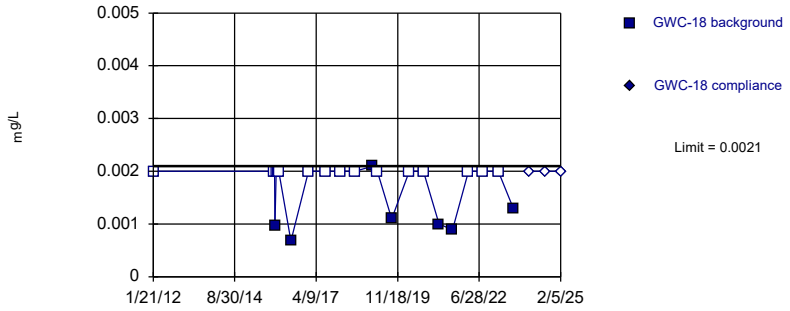

Non-parametric test used in lieu of parametric prediction limit because censored data exceeded 50%. Limit is highest of 22 background values. 68.18% NDs. Well-constituent pair annual alpha = 0.007401. Individual comparison alpha = 0.003707 (1 of 2).

Constituent: Copper Analysis Run 4/22/2025 10:31 AM View: Appendix I - Intrawell
Plant McIntosh Client: Southern Company Data: McIntosh LF 4

Sanitas™ v.10.0.24 Software licensed to Groundwater Stats Consulting. UG
Hollow symbols indicate censored values.

Within Limit

Prediction Limit

Intrawell Non-parametric

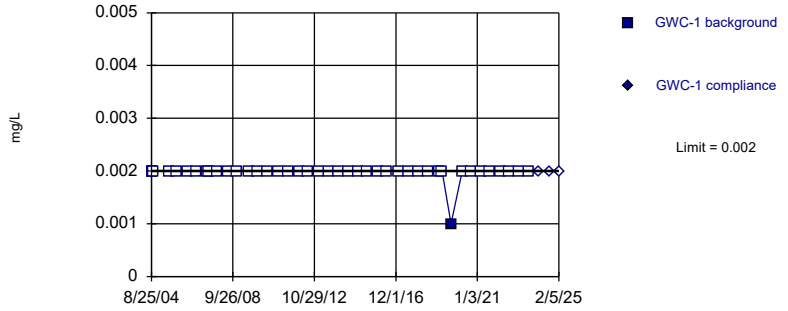

Non-parametric test used in lieu of parametric prediction limit because censored data exceeded 50%. Limit is highest of 42 background values. 97.62% NDs. Well-constituent pair annual alpha = 0.002154. Individual comparison alpha = 0.001077 (1 of 2).

Constituent: Copper Analysis Run 4/22/2025 10:31 AM View: Appendix I - Intrawell
Plant McIntosh Client: Southern Company Data: McIntosh LF 4

Sanitas™ v.10.0.24 Software licensed to Groundwater Stats Consulting. UG
Hollow symbols indicate censored values.

Within Limit

Prediction Limit

Intrawell Non-parametric

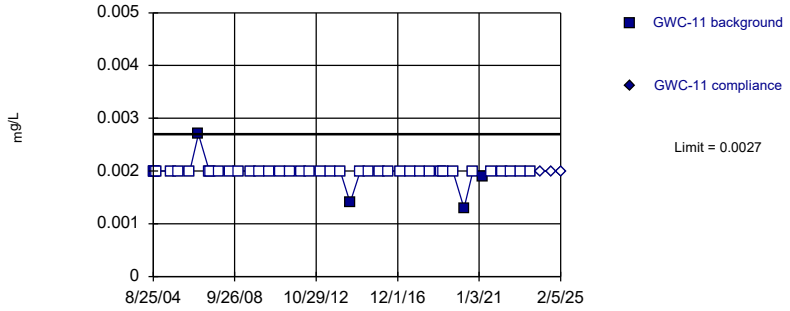

Non-parametric test used in lieu of parametric prediction limit because censored data exceeded 50%. Limit is highest of 43 background values. 90.7% NDs. Well-constituent pair annual alpha = 0.002073. Individual comparison alpha = 0.001037 (1 of 2).

Constituent: Copper Analysis Run 4/22/2025 10:31 AM View: Appendix I - Intrawell
Plant McIntosh Client: Southern Company Data: McIntosh LF 4

Sanitas™ v.10.0.24 Software licensed to Groundwater Stats Consulting. UG
Hollow symbols indicate censored values.
Within Limit

Prediction Limit

Intrawell Non-parametric

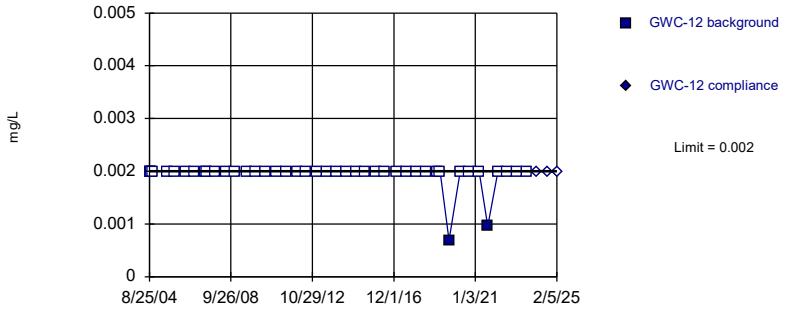

Non-parametric test used in lieu of parametric prediction limit because censored data exceeded 50%. Limit is highest of 43 background values. 95.35% NDs. Well-constituent pair annual alpha = 0.002073. Individual comparison alpha = 0.001037 (1 of 2).

Constituent: Copper Analysis Run 4/22/2025 10:31 AM View: Appendix I - Intrawell
Plant McIntosh Client: Southern Company Data: McIntosh LF 4

Sanitas™ v.10.0.24 Software licensed to Groundwater Stats Consulting. UG
Hollow symbols indicate censored values.
Within Limit

Prediction Limit

Intrawell Non-parametric

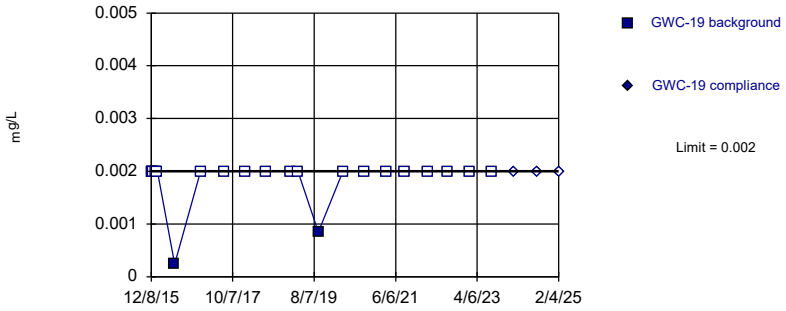

Non-parametric test used in lieu of parametric prediction limit because censored data exceeded 50%. Limit is highest of 21 background values. 90.48% NDs. Well-constituent pair annual alpha = 0.007982. Individual comparison alpha = 0.003999 (1 of 2).

Constituent: Copper Analysis Run 4/22/2025 10:31 AM View: Appendix I - Intrawell
Plant McIntosh Client: Southern Company Data: McIntosh LF 4

Sanitas™ v.10.0.24 Software licensed to Groundwater Stats Consulting. UG
Hollow symbols indicate censored values.
Within Limit

Prediction Limit

Intrawell Non-parametric

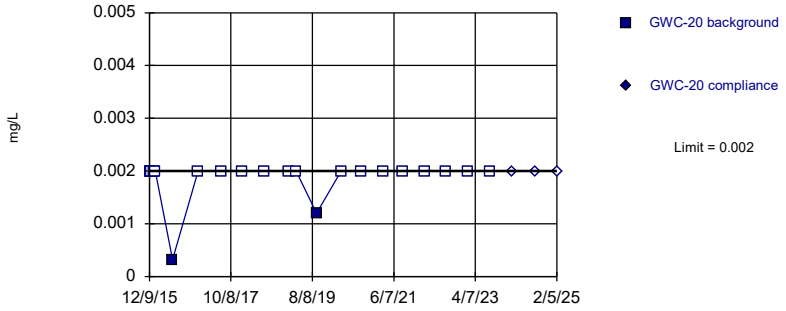

Non-parametric test used in lieu of parametric prediction limit because censored data exceeded 50%. Limit is highest of 21 background values. 90.48% NDs. Well-constituent pair annual alpha = 0.007982. Individual comparison alpha = 0.003999 (1 of 2).

Constituent: Copper Analysis Run 4/22/2025 10:31 AM View: Appendix I - Intrawell
Plant McIntosh Client: Southern Company Data: McIntosh LF 4

Sanitas™ v.10.0.24 Software licensed to Groundwater Stats Consulting. UG
Hollow symbols indicate censored values.
Within Limit

Prediction Limit

Intrawell Non-parametric

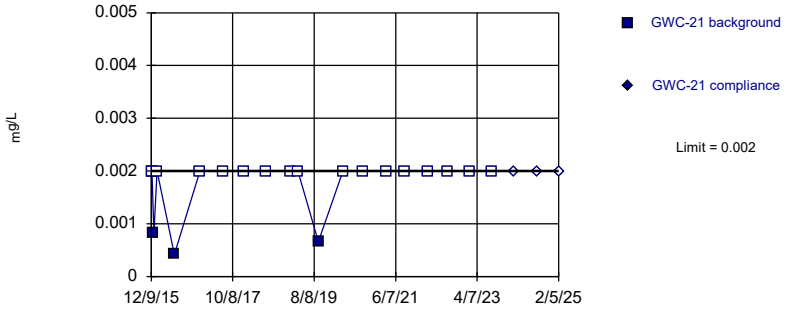

Non-parametric test used in lieu of parametric prediction limit because censored data exceeded 50%. Limit is highest of 20 background values. 85% NDs. Well-constituent pair annual alpha = 0.008564. Individual comparison alpha = 0.004291 (1 of 2).

Constituent: Copper Analysis Run 4/22/2025 10:31 AM View: Appendix I - Intrawell
Plant McIntosh Client: Southern Company Data: McIntosh LF 4

Sanitas™ v.10.0.24 Software licensed to Groundwater Stats Consulting. UG
Hollow symbols indicate censored values.

Within Limit

Prediction Limit

Intrawell Non-parametric

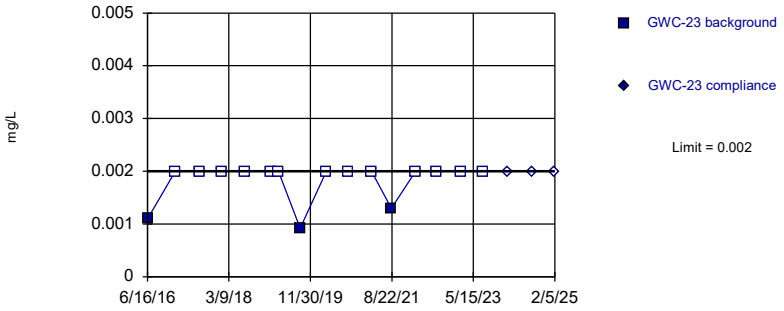

Non-parametric test used in lieu of parametric prediction limit because censored data exceeded 50%. Limit is highest of 16 background values. 81.25% NDs. Well-constituent pair annual alpha = 0.01287. Individual comparison alpha = 0.006456 (1 of 2).

Constituent: Copper Analysis Run 4/22/2025 10:31 AM View: Appendix I - Intrawell
Plant McIntosh Client: Southern Company Data: McIntosh LF 4

Sanitas™ v.10.0.24 Software licensed to Groundwater Stats Consulting. UG
Hollow symbols indicate censored values.

Within Limit

Prediction Limit

Intrawell Non-parametric

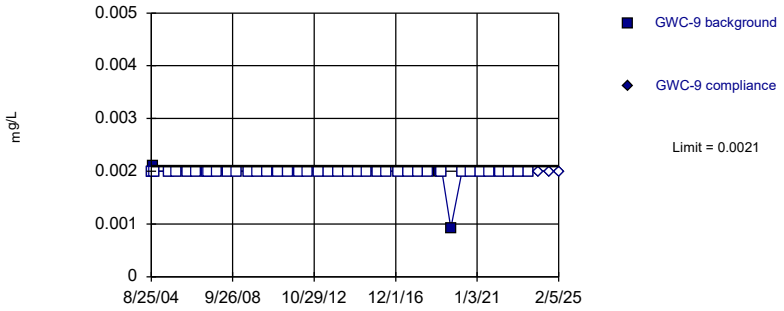

Non-parametric test used in lieu of parametric prediction limit because censored data exceeded 50%. Limit is highest of 43 background values. 93.02% NDs. Well-constituent pair annual alpha = 0.002073. Individual comparison alpha = 0.001037 (1 of 2).

Constituent: Copper Analysis Run 4/22/2025 10:31 AM View: Appendix I - Intrawell
Plant McIntosh Client: Southern Company Data: McIntosh LF 4

Sanitas™ v.10.0.24 Software licensed to Groundwater Stats Consulting. UG
Hollow symbols indicate censored values.

Within Limit

Prediction Limit

Intrawell Non-parametric

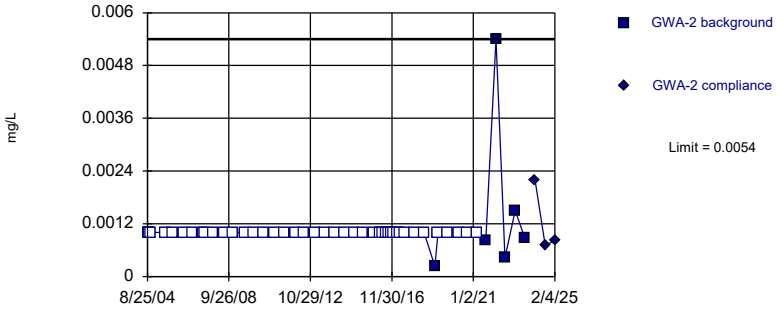

Non-parametric test used in lieu of parametric prediction limit because censored data exceeded 50%. Limit is highest of 49 background values. 87.76% NDs. Well-constituent pair annual alpha = 0.001586. Individual comparison alpha = 0.0007934 (1 of 2).

Constituent: Lead Analysis Run 4/22/2025 10:31 AM View: Appendix I - Intrawell
Plant McIntosh Client: Southern Company Data: McIntosh LF 4

Sanitas™ v.10.0.24 Software licensed to Groundwater Stats Consulting. UG
Hollow symbols indicate censored values.

Within Limit

Prediction Limit

Intrawell Non-parametric

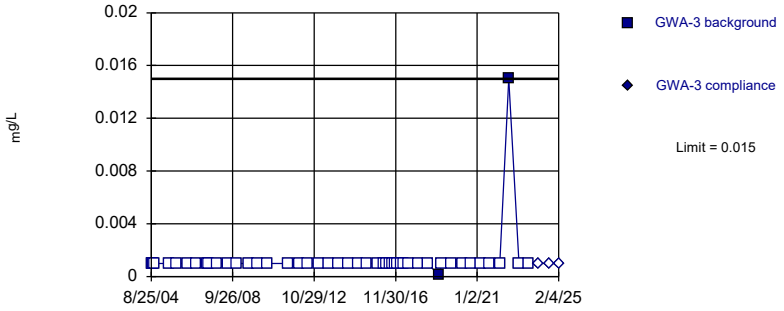

Non-parametric test used in lieu of parametric prediction limit because censored data exceeded 50%. Limit is highest of 48 background values. 95.83% NDs. Well-constituent pair annual alpha = 0.001667. Individual comparison alpha = 0.0008339 (1 of 2).

Constituent: Lead Analysis Run 4/22/2025 10:31 AM View: Appendix I - Intrawell
Plant McIntosh Client: Southern Company Data: McIntosh LF 4

Sanitas™ v.10.0.24 Software licensed to Groundwater Stats Consulting. UG
Hollow symbols indicate censored values.

Within Limit

Prediction Limit

Intrawell Non-parametric

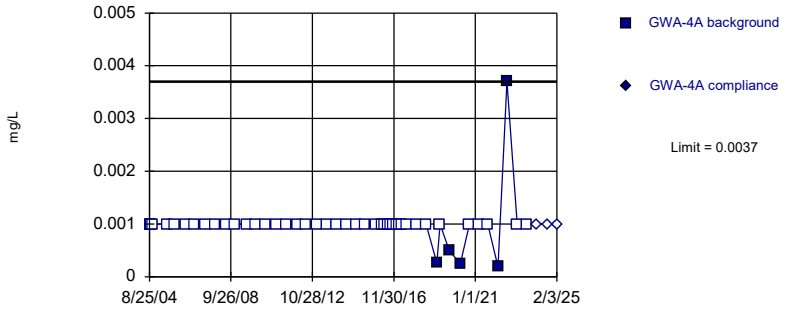

Non-parametric test used in lieu of parametric prediction limit because censored data exceeded 50%. Limit is highest of 48 background values. 89.58% NDs. Well-constituent pair annual alpha = 0.001667. Individual comparison alpha = 0.0008339 (1 of 2).

Constituent: Lead Analysis Run 4/22/2025 10:31 AM View: Appendix I - Intrawell
Plant McIntosh Client: Southern Company Data: McIntosh LF 4

Sanitas™ v.10.0.24 Software licensed to Groundwater Stats Consulting. UG
Hollow symbols indicate censored values.

Within Limit

Prediction Limit

Intrawell Non-parametric

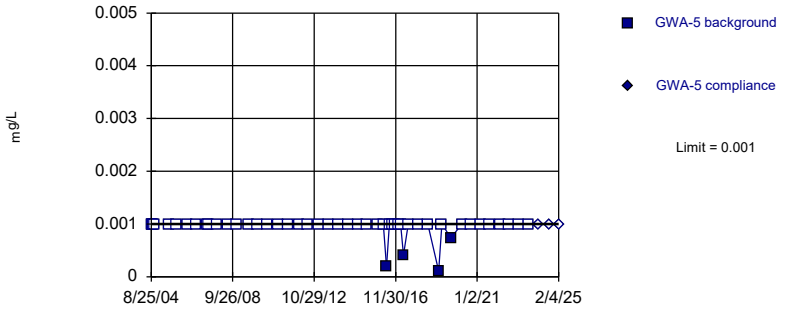

Non-parametric test used in lieu of parametric prediction limit because censored data exceeded 50%. Limit is highest of 49 background values. 91.84% NDs. Well-constituent pair annual alpha = 0.001586. Individual comparison alpha = 0.0007934 (1 of 2).

Constituent: Lead Analysis Run 4/22/2025 10:32 AM View: Appendix I - Intrawell
Plant McIntosh Client: Southern Company Data: McIntosh LF 4

Sanitas™ v.10.0.24 Software licensed to Groundwater Stats Consulting. UG
Hollow symbols indicate censored values.

Within Limit

Prediction Limit

Intrawell Non-parametric

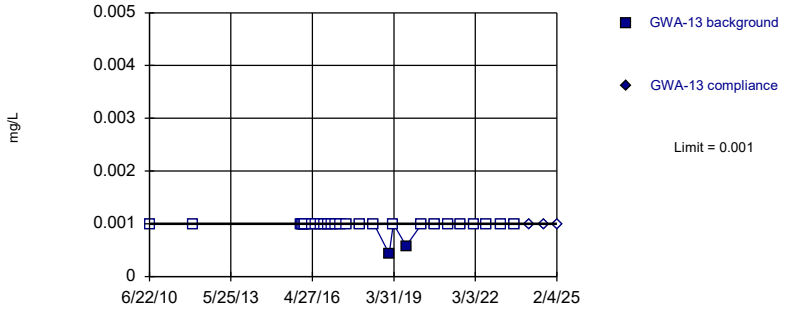

Non-parametric test used in lieu of parametric prediction limit because censored data exceeded 50%. Limit is highest of 29 background values. 93.1% NDs. Well-constituent pair annual alpha = 0.00434. Individual comparison alpha = 0.002172 (1 of 2).

Constituent: Lead Analysis Run 4/22/2025 10:32 AM View: Appendix I - Intrawell
Plant McIntosh Client: Southern Company Data: McIntosh LF 4

Sanitas™ v.10.0.24 Software licensed to Groundwater Stats Consulting. UG
Hollow symbols indicate censored values.

Within Limit

Prediction Limit

Intrawell Non-parametric

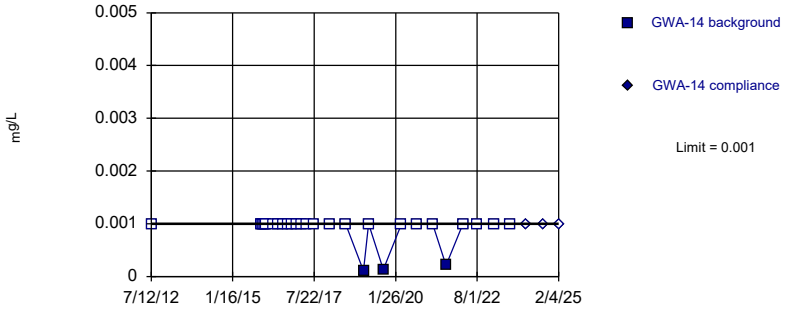

Non-parametric test used in lieu of parametric prediction limit because censored data exceeded 50%. Limit is highest of 28 background values. 89.29% NDs. Well-constituent pair annual alpha = 0.004669. Individual comparison alpha = 0.002337 (1 of 2).

Constituent: Lead Analysis Run 4/22/2025 10:32 AM View: Appendix I - Intrawell
Plant McIntosh Client: Southern Company Data: McIntosh LF 4

Sanitas™ v.10.0.24 Software licensed to Groundwater Stats Consulting. UG
Hollow symbols indicate censored values.

Within Limit

Prediction Limit

Intrawell Non-parametric

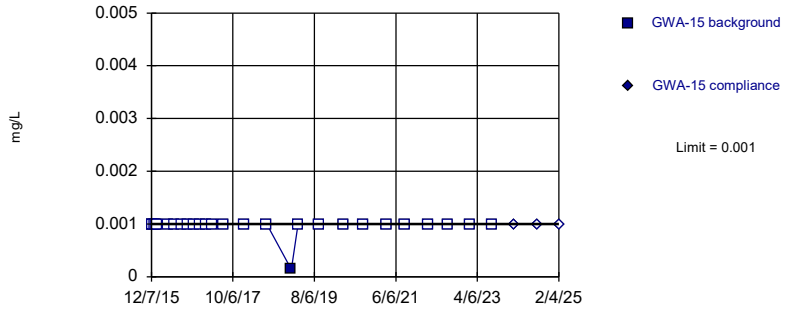

Non-parametric test used in lieu of parametric prediction limit because censored data exceeded 50%. Limit is highest of 27 background values. 96.3% NDs. Well-constituent pair annual alpha = 0.004998. Individual comparison alpha = 0.002502 (1 of 2).

Constituent: Lead Analysis Run 4/22/2025 10:32 AM View: Appendix I - Intrawell
Plant McIntosh Client: Southern Company Data: McIntosh LF 4

Sanitas™ v.10.0.24 Software licensed to Groundwater Stats Consulting. UG
Hollow symbols indicate censored values.

Within Limit

Prediction Limit

Intrawell Non-parametric

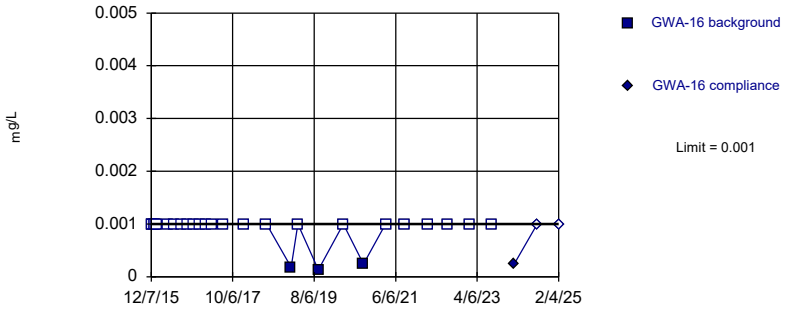

Non-parametric test used in lieu of parametric prediction limit because censored data exceeded 50%. Limit is highest of 27 background values. 88.89% NDs. Well-constituent pair annual alpha = 0.004998. Individual comparison alpha = 0.002502 (1 of 2).

Constituent: Lead Analysis Run 4/22/2025 10:32 AM View: Appendix I - Intrawell
Plant McIntosh Client: Southern Company Data: McIntosh LF 4

Sanitas™ v.10.0.24 Software licensed to Groundwater Stats Consulting. UG
Hollow symbols indicate censored values.

Within Limit

Prediction Limit

Intrawell Non-parametric

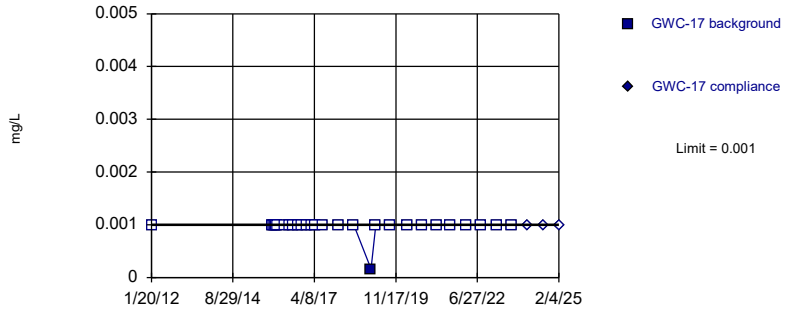

Non-parametric test used in lieu of parametric prediction limit because censored data exceeded 50%. Limit is highest of 28 background values. 96.43% NDs. Well-constituent pair annual alpha = 0.004669. Individual comparison alpha = 0.002337 (1 of 2).

Constituent: Lead Analysis Run 4/22/2025 10:32 AM View: Appendix I - Intrawell
Plant McIntosh Client: Southern Company Data: McIntosh LF 4

Sanitas™ v.10.0.24 Software licensed to Groundwater Stats Consulting. UG
Hollow symbols indicate censored values.

Within Limit

Prediction Limit

Intrawell Non-parametric

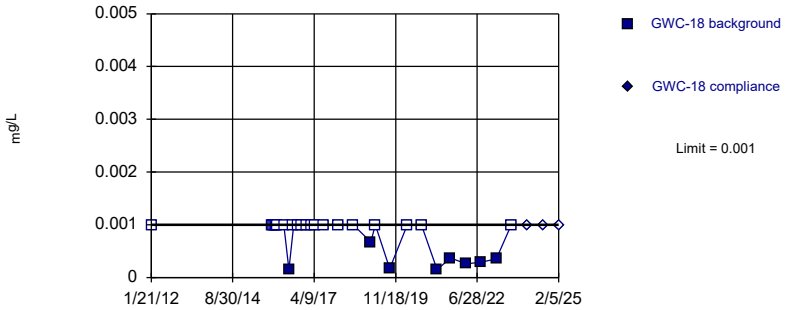

Non-parametric test used in lieu of parametric prediction limit because censored data exceeded 50%. Limit is highest of 28 background values. 71.43% NDs. Well-constituent pair annual alpha = 0.004669. Individual comparison alpha = 0.002337 (1 of 2).

Constituent: Lead Analysis Run 4/22/2025 10:32 AM View: Appendix I - Intrawell
Plant McIntosh Client: Southern Company Data: McIntosh LF 4

Sanitas™ v.10.0.24 Software licensed to Groundwater Stats Consulting. UG
Hollow symbols indicate censored values.
Within Limit

Prediction Limit

Intrawell Non-parametric

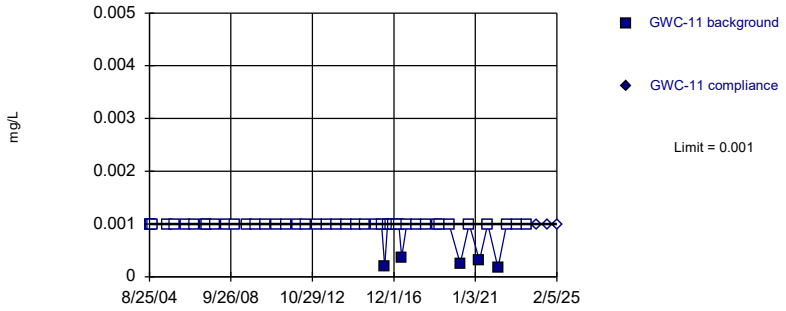

Non-parametric test used in lieu of parametric prediction limit because censored data exceeded 50%. Limit is highest of 49 background values. 89.8% NDs. Well-constituent pair annual alpha = 0.001586. Individual comparison alpha = 0.0007934 (1 of 2).

Constituent: Lead Analysis Run 4/22/2025 10:32 AM View: Appendix I - Intrawell
Plant McIntosh Client: Southern Company Data: McIntosh LF 4

Sanitas™ v.10.0.24 Software licensed to Groundwater Stats Consulting. UG
Hollow symbols indicate censored values.
Within Limit

Prediction Limit

Intrawell Non-parametric

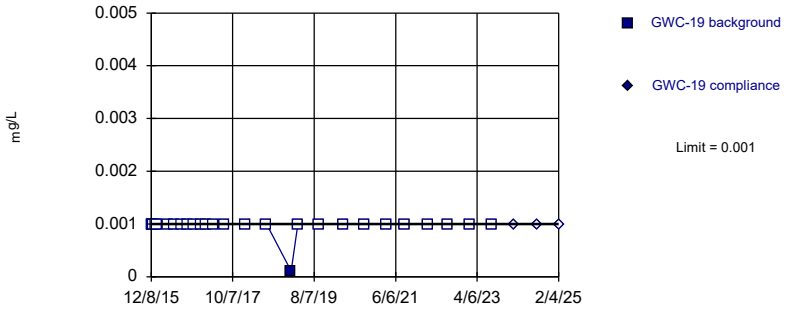

Non-parametric test used in lieu of parametric prediction limit because censored data exceeded 50%. Limit is highest of 27 background values. 96.3% NDs. Well-constituent pair annual alpha = 0.004998. Individual comparison alpha = 0.002502 (1 of 2).

Constituent: Lead Analysis Run 4/22/2025 10:32 AM View: Appendix I - Intrawell
Plant McIntosh Client: Southern Company Data: McIntosh LF 4

Sanitas™ v.10.0.24 Software licensed to Groundwater Stats Consulting. UG
Hollow symbols indicate censored values.
Within Limit

Prediction Limit

Intrawell Non-parametric

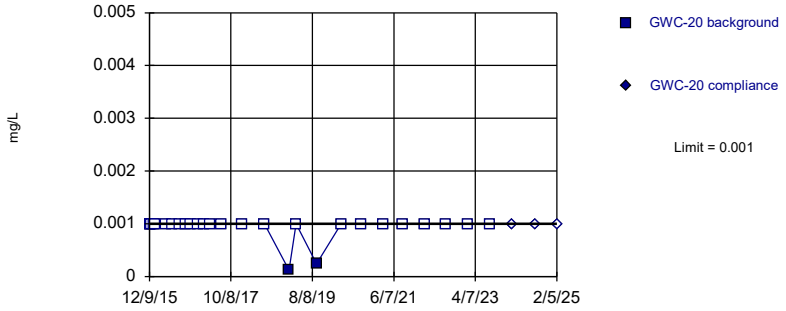

Non-parametric test used in lieu of parametric prediction limit because censored data exceeded 50%. Limit is highest of 27 background values. 92.59% NDs. Well-constituent pair annual alpha = 0.004998. Individual comparison alpha = 0.002502 (1 of 2).

Constituent: Lead Analysis Run 4/22/2025 10:32 AM View: Appendix I - Intrawell
Plant McIntosh Client: Southern Company Data: McIntosh LF 4

Sanitas™ v.10.0.24 Software licensed to Groundwater Stats Consulting. UG
Hollow symbols indicate censored values.
Within Limit

Prediction Limit

Intrawell Non-parametric

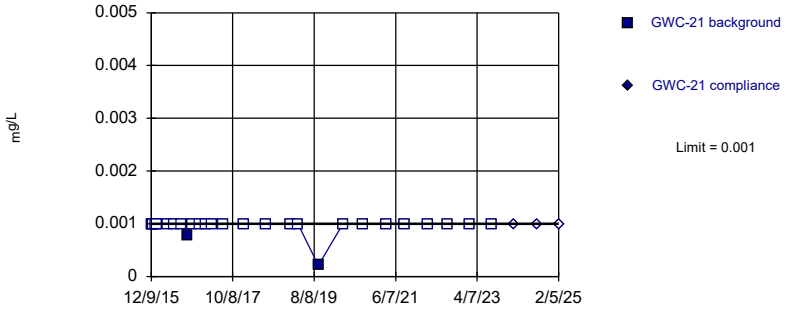

Non-parametric test used in lieu of parametric prediction limit because censored data exceeded 50%. Limit is highest of 27 background values. 92.59% NDs. Well-constituent pair annual alpha = 0.004998. Individual comparison alpha = 0.002502 (1 of 2).

Constituent: Lead Analysis Run 4/22/2025 10:32 AM View: Appendix I - Intrawell
Plant McIntosh Client: Southern Company Data: McIntosh LF 4

Sanitas™ v.10.0.24 Software licensed to Groundwater Stats Consulting. UG
Hollow symbols indicate censored values.

Within Limit

Prediction Limit

Intrawell Non-parametric

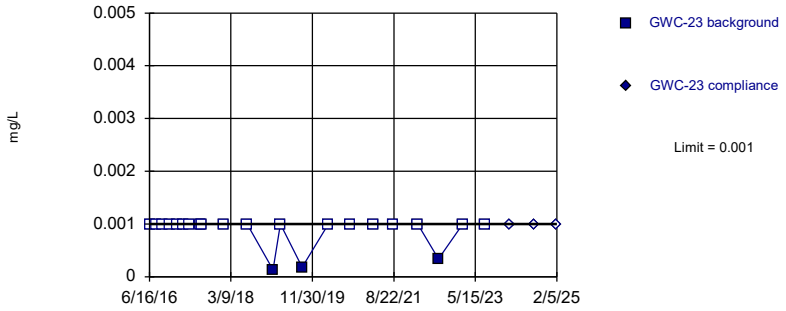

Non-parametric test used in lieu of parametric prediction limit because censored data exceeded 50%. Limit is highest of 22 background values. 86.36% NDs. Well-constituent pair annual alpha = 0.007401. Individual comparison alpha = 0.003707 (1 of 2).

Constituent: Lead Analysis Run 4/22/2025 10:32 AM View: Appendix I - Intrawell
Plant McIntosh Client: Southern Company Data: McIntosh LF 4

Sanitas™ v.10.0.24 Software licensed to Groundwater Stats Consulting. UG
Hollow symbols indicate censored values.

Within Limit

Prediction Limit

Intrawell Non-parametric

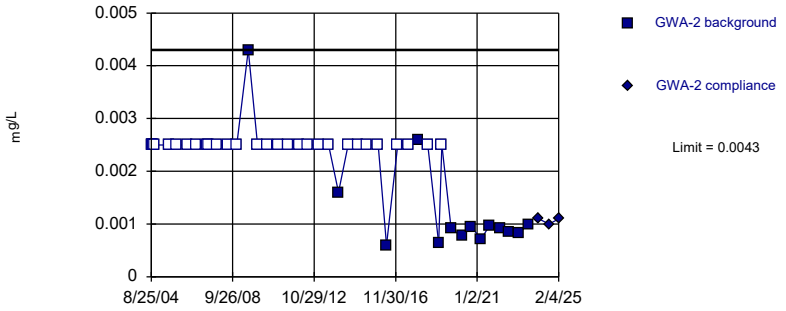

Non-parametric test used in lieu of parametric prediction limit because censored data exceeded 50%. Limit is highest of 43 background values. 67.44% NDs. Well-constituent pair annual alpha = 0.002073. Individual comparison alpha = 0.001037 (1 of 2).

Constituent: Nickel Analysis Run 4/22/2025 10:32 AM View: Appendix I - Intrawell
Plant McIntosh Client: Southern Company Data: McIntosh LF 4

Sanitas™ v.10.0.24 Software licensed to Groundwater Stats Consulting. UG
Hollow symbols indicate censored values.

Within Limit

Prediction Limit

Intrawell Non-parametric

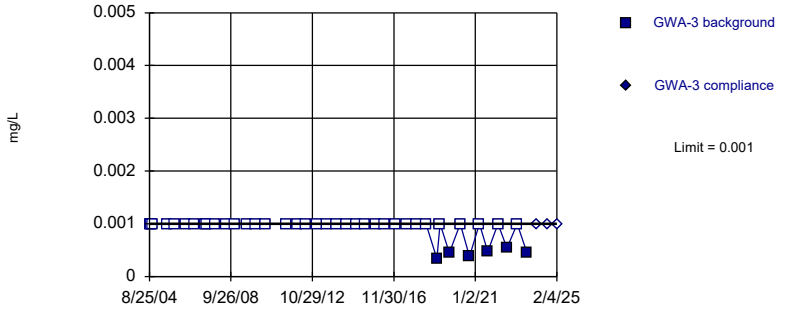

Non-parametric test used in lieu of parametric prediction limit because censored data exceeded 50%. Limit is highest of 41 background values. 85.37% NDs. Well-constituent pair annual alpha = 0.002235. Individual comparison alpha = 0.001118 (1 of 2).

Constituent: Nickel Analysis Run 4/22/2025 10:32 AM View: Appendix I - Intrawell
Plant McIntosh Client: Southern Company Data: McIntosh LF 4

Sanitas™ v.10.0.24 Software licensed to Groundwater Stats Consulting. UG
Hollow symbols indicate censored values.

Within Limit

Prediction Limit

Intrawell Non-parametric

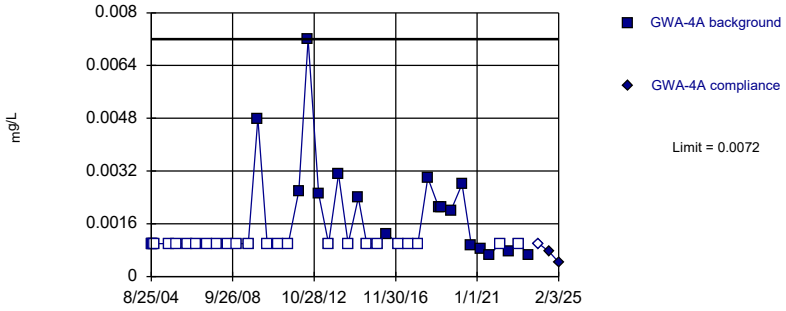

Non-parametric test used in lieu of parametric prediction limit because censored data exceeded 50%. Limit is highest of 42 background values. 59.52% NDs. Well-constituent pair annual alpha = 0.002154. Individual comparison alpha = 0.001077 (1 of 2).

Constituent: Nickel Analysis Run 4/22/2025 10:32 AM View: Appendix I - Intrawell
Plant McIntosh Client: Southern Company Data: McIntosh LF 4

Sanitas™ v.10.0.24 Software licensed to Groundwater Stats Consulting. UG
Hollow symbols indicate censored values.

Within Limit

Prediction Limit

Intrawell Non-parametric

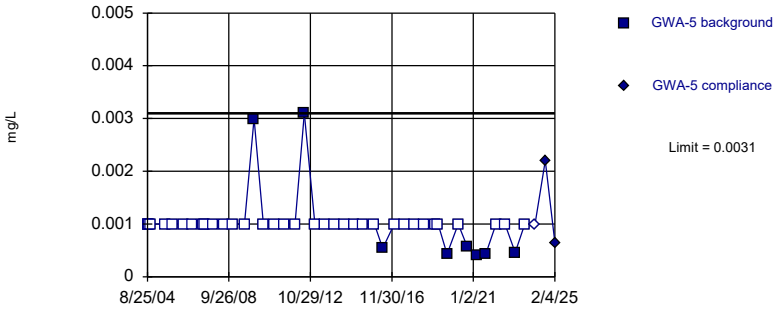

Non-parametric test used in lieu of parametric prediction limit because censored data exceeded 50%. Limit is highest of 43 background values. 81.4% NDs. Well-constituent pair annual alpha = 0.002073. Individual comparison alpha = 0.001037 (1 of 2).

Constituent: Nickel Analysis Run 4/22/2025 10:32 AM View: Appendix I - Intrawell
Plant McIntosh Client: Southern Company Data: McIntosh LF 4

Sanitas™ v.10.0.24 Software licensed to Groundwater Stats Consulting. UG
Hollow symbols indicate censored values.

Within Limit

Prediction Limit

Intrawell Non-parametric

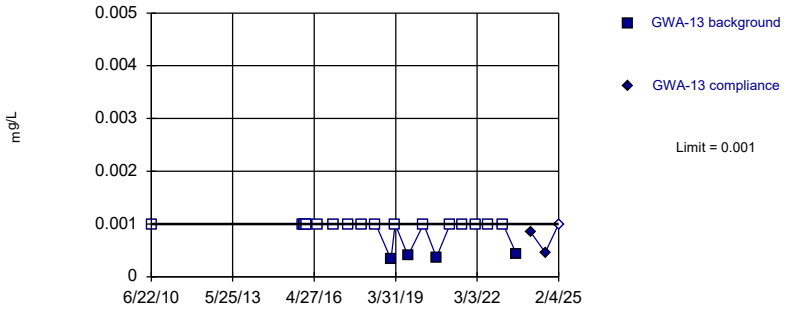

Non-parametric test used in lieu of parametric prediction limit because censored data exceeded 50%. Limit is highest of 22 background values. 81.82% NDs. Well-constituent pair annual alpha = 0.007401. Individual comparison alpha = 0.003707 (1 of 2).

Constituent: Nickel Analysis Run 4/22/2025 10:32 AM View: Appendix I - Intrawell
Plant McIntosh Client: Southern Company Data: McIntosh LF 4

Sanitas™ v.10.0.24 Software licensed to Groundwater Stats Consulting. UG
Hollow symbols indicate censored values.

Within Limit

Prediction Limit

Intrawell Non-parametric

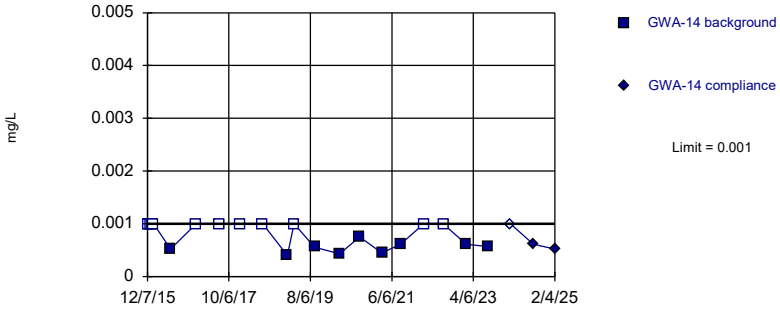

Non-parametric test used in lieu of parametric prediction limit because censored data exceeded 50%. Limit is highest of 21 background values. 57.14% NDs. Well-constituent pair annual alpha = 0.007982. Individual comparison alpha = 0.003999 (1 of 2).

Constituent: Nickel Analysis Run 4/22/2025 10:32 AM View: Appendix I - Intrawell
Plant McIntosh Client: Southern Company Data: McIntosh LF 4

Sanitas™ v.10.0.24 Software licensed to Groundwater Stats Consulting. UG
Hollow symbols indicate censored values.

Within Limit

Prediction Limit

Intrawell Non-parametric

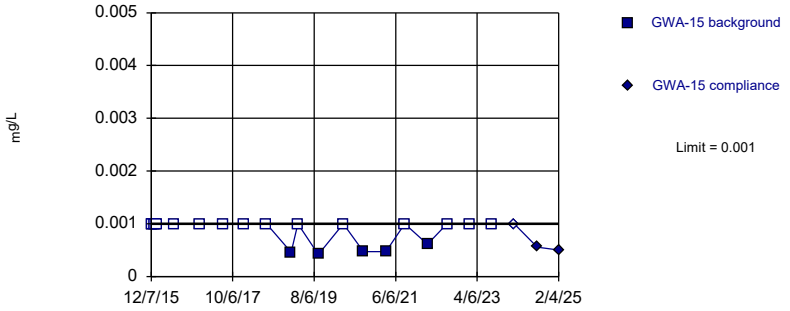

Non-parametric test used in lieu of parametric prediction limit because censored data exceeded 50%. Limit is highest of 21 background values. 76.19% NDs. Well-constituent pair annual alpha = 0.007982. Individual comparison alpha = 0.003999 (1 of 2).

Constituent: Nickel Analysis Run 4/22/2025 10:32 AM View: Appendix I - Intrawell
Plant McIntosh Client: Southern Company Data: McIntosh LF 4

Sanitas™ v.10.0.24 Software licensed to Groundwater Stats Consulting. UG
Hollow symbols indicate censored values.

Within Limit

Prediction Limit

Intrawell Non-parametric

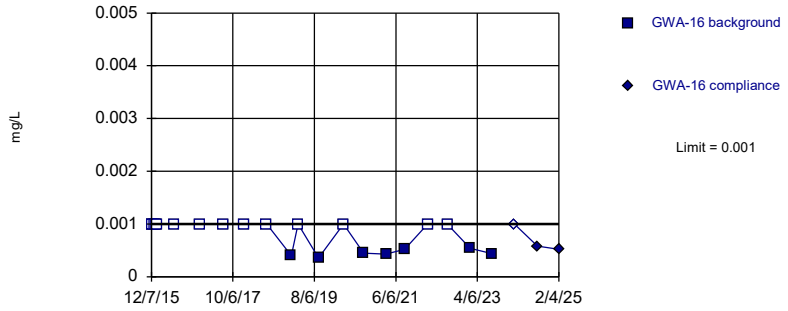

Non-parametric test used in lieu of parametric prediction limit because censored data exceeded 50%. Limit is highest of 21 background values. 66.67% NDs. Well-constituent pair annual alpha = 0.007982. Individual comparison alpha = 0.003999 (1 of 2).

Constituent: Nickel Analysis Run 4/22/2025 10:32 AM View: Appendix I - Intrawell
Plant McIntosh Client: Southern Company Data: McIntosh LF 4

Sanitas™ v.10.0.24 Software licensed to Groundwater Stats Consulting. UG
Hollow symbols indicate censored values.

Within Limit

Prediction Limit

Intrawell Parametric

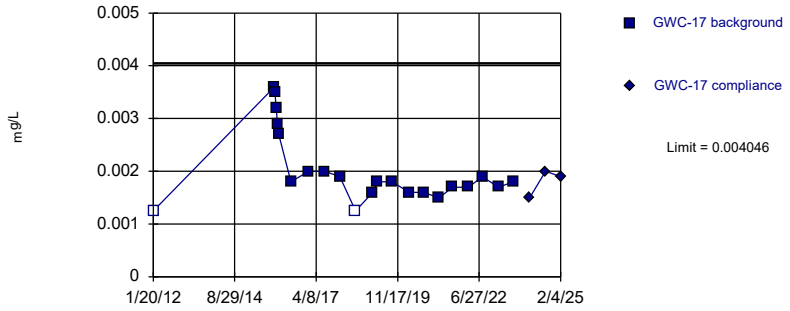

Background Data Summary (based on natural log transformation): Mean=-6.243, Std. Dev.=0.3002, n=22, 9.091% NDs. Normality test: Shapiro Wilk @alpha = 0.01, calculated = 0.8815, critical = 0.878. Kappa = 2.441 (c=15, w=9, 1 of 2, event alpha = 0.05132). Report alpha = 0.0003901.

Constituent: Nickel Analysis Run 4/22/2025 10:32 AM View: Appendix I - Intrawell
Plant McIntosh Client: Southern Company Data: McIntosh LF 4

Sanitas™ v.10.0.24 Software licensed to Groundwater Stats Consulting. UG
Hollow symbols indicate censored values.

Within Limit

Prediction Limit

Intrawell Non-parametric

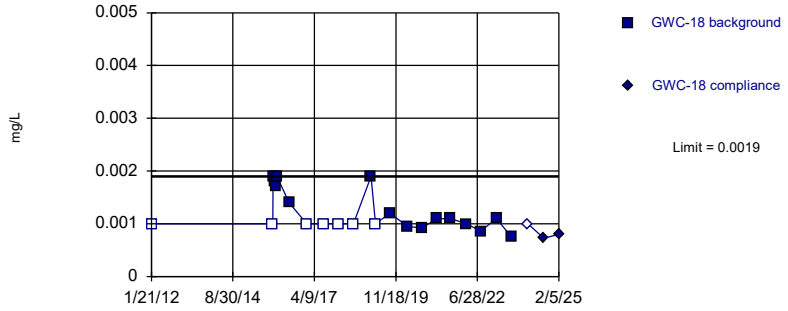

Non-parametric test used in lieu of parametric prediction limit because the Shapiro Wilk normality test showed the data to be non-normal at the 0.01 alpha level. Limit is highest of 22 background values. 31.82% NDs. Well-constituent pair annual alpha = 0.007401. Individual comparison alpha = 0.003707 (1 of 2).

Constituent: Nickel Analysis Run 4/22/2025 10:32 AM View: Appendix I - Intrawell
Plant McIntosh Client: Southern Company Data: McIntosh LF 4

Sanitas™ v.10.0.24 Software licensed to Groundwater Stats Consulting. UG
Hollow symbols indicate censored values.

Within Limit

Prediction Limit

Intrawell Non-parametric

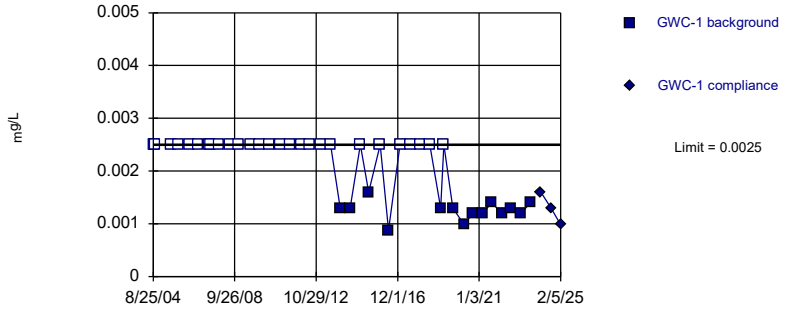

Non-parametric test used in lieu of parametric prediction limit because censored data exceeded 50%. Limit is highest of 42 background values. 66.67% NDs. Well-constituent pair annual alpha = 0.002154. Individual comparison alpha = 0.001077 (1 of 2).

Constituent: Nickel Analysis Run 4/22/2025 10:32 AM View: Appendix I - Intrawell
Plant McIntosh Client: Southern Company Data: McIntosh LF 4

Sanitas™ v.10.0.24 Software licensed to Groundwater Stats Consulting. UG
Hollow symbols indicate censored values.
Within Limit

Prediction Limit

Intrawell Non-parametric

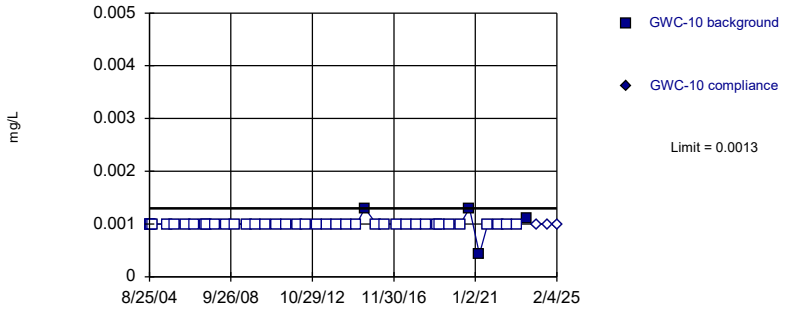

Non-parametric test used in lieu of parametric prediction limit because censored data exceeded 50%. Limit is highest of 43 background values. 90.7% NDs. Well-constituent pair annual alpha = 0.002073. Individual comparison alpha = 0.001037 (1 of 2).

Constituent: Nickel Analysis Run 4/22/2025 10:32 AM View: Appendix I - Intrawell
Plant McIntosh Client: Southern Company Data: McIntosh LF 4

Sanitas™ v.10.0.24 Software licensed to Groundwater Stats Consulting. UG
Hollow symbols indicate censored values.
Within Limit

Prediction Limit

Intrawell Non-parametric

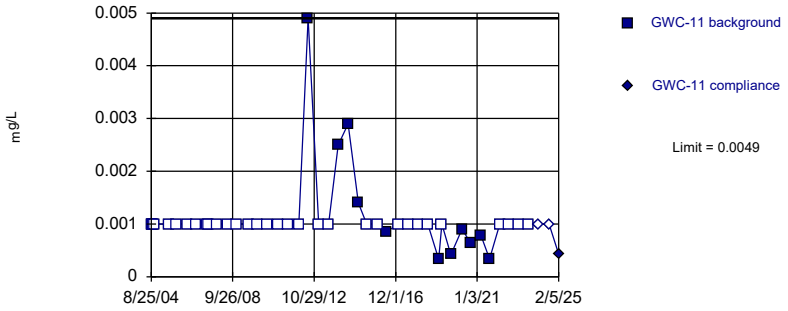

Non-parametric test used in lieu of parametric prediction limit because censored data exceeded 50%. Limit is highest of 43 background values. 74.42% NDs. Well-constituent pair annual alpha = 0.002073. Individual comparison alpha = 0.001037 (1 of 2).

Constituent: Nickel Analysis Run 4/22/2025 10:32 AM View: Appendix I - Intrawell
Plant McIntosh Client: Southern Company Data: McIntosh LF 4

Sanitas™ v.10.0.24 Software licensed to Groundwater Stats Consulting. UG
Hollow symbols indicate censored values.
Within Limit

Prediction Limit

Intrawell Non-parametric

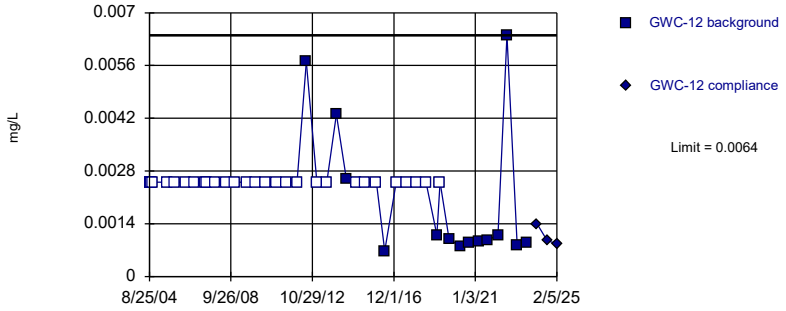

Non-parametric test used in lieu of parametric prediction limit because censored data exceeded 50%. Limit is highest of 43 background values. 67.44% NDs. Well-constituent pair annual alpha = 0.002073. Individual comparison alpha = 0.001037 (1 of 2).

Constituent: Nickel Analysis Run 4/22/2025 10:32 AM View: Appendix I - Intrawell
Plant McIntosh Client: Southern Company Data: McIntosh LF 4

Sanitas™ v.10.0.24 Software licensed to Groundwater Stats Consulting. UG
Hollow symbols indicate censored values.
Within Limit

Prediction Limit

Intrawell Non-parametric

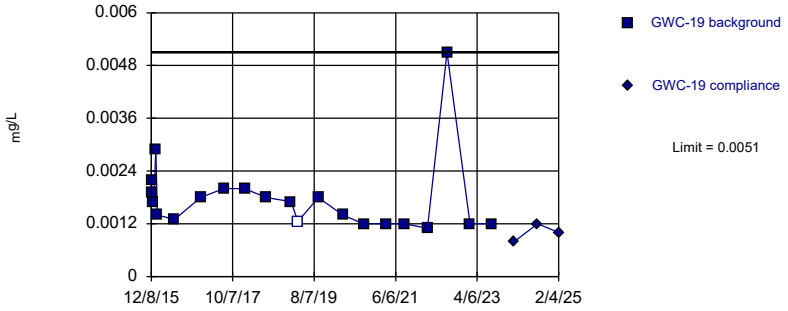

Non-parametric test used in lieu of parametric prediction limit because the Shapiro Wilk normality test showed the data to be non-normal at the 0.01 alpha level. Limit is highest of 21 background values. 4.762% NDs. Well-constituent pair annual alpha = 0.007982. Individual comparison alpha = 0.003999 (1 of 2).

Constituent: Nickel Analysis Run 4/22/2025 10:32 AM View: Appendix I - Intrawell
Plant McIntosh Client: Southern Company Data: McIntosh LF 4

Sanitas™ v.10.0.24 Software licensed to Groundwater Stats Consulting. UG
Hollow symbols indicate censored values.
Within Limit

Prediction Limit

Intrawell Non-parametric

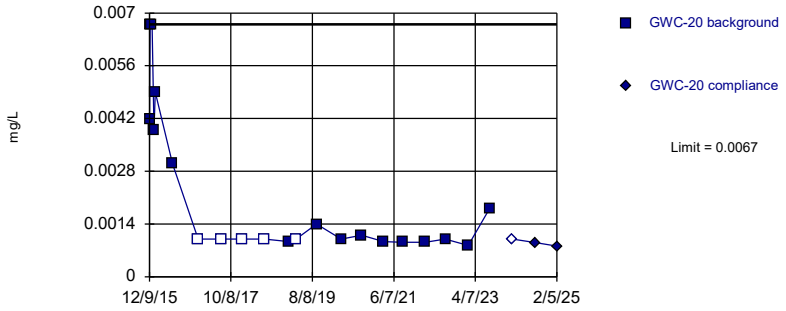

Non-parametric test used in lieu of parametric prediction limit because the Shapiro Wilk normality test showed the data to be non-normal at the 0.01 alpha level. Limit is highest of 21 background values. 23.81% NDs. Well-constituent pair annual alpha = 0.007982. Individual comparison alpha = 0.003999 (1 of 2).

Constituent: Nickel Analysis Run 4/22/2025 10:32 AM View: Appendix I - Intrawell
Plant McIntosh Client: Southern Company Data: McIntosh LF 4

Sanitas™ v.10.0.24 Software licensed to Groundwater Stats Consulting. UG
Hollow symbols indicate censored values.
Within Limit

Prediction Limit

Intrawell Non-parametric

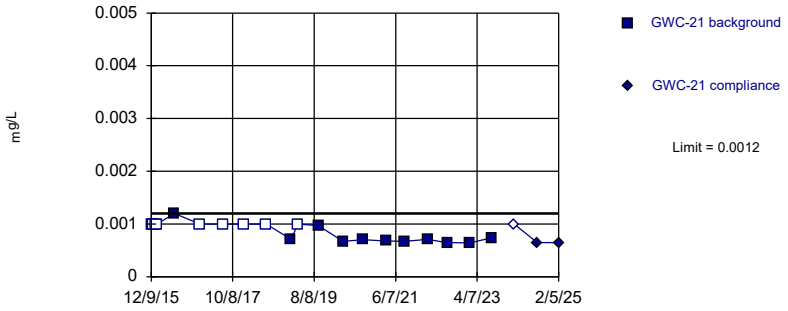

Non-parametric test used in lieu of parametric prediction limit because the Shapiro Wilk normality test showed the data to be non-normal at the 0.01 alpha level. Limit is highest of 21 background values. 47.62% NDs. Well-constituent pair annual alpha = 0.007982. Individual comparison alpha = 0.003999 (1 of 2).

Constituent: Nickel Analysis Run 4/22/2025 10:32 AM View: Appendix I - Intrawell
Plant McIntosh Client: Southern Company Data: McIntosh LF 4

Sanitas™ v.10.0.24 Software licensed to Groundwater Stats Consulting. UG
Hollow symbols indicate censored values.
Within Limit

Prediction Limit

Intrawell Parametric

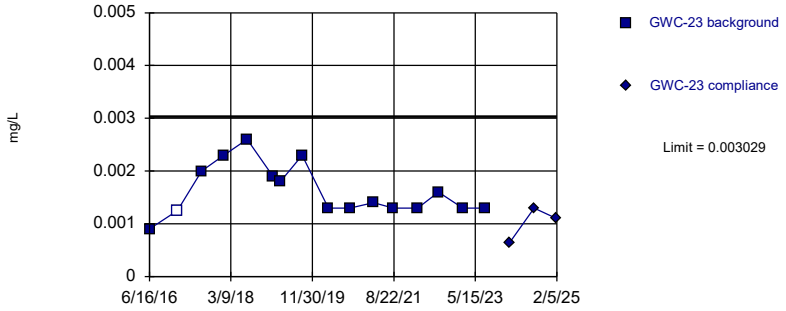

Background Data Summary (based on square root transformation): Mean=0.0398, Std. Dev.=0.005828, n=16, 6.25% NDs. Normality test: Shapiro Wilk @alpha = 0.05, calculated = 0.9015, critical = 0.887. Kappa = 2.615 (c=15, w=9, 1 of 2, event alpha = 0.05132). Report alpha = 0.0003901.

Constituent: Nickel Analysis Run 4/22/2025 10:32 AM View: Appendix I - Intrawell
Plant McIntosh Client: Southern Company Data: McIntosh LF 4

Sanitas™ v.10.0.24 Software licensed to Groundwater Stats Consulting. UG
Hollow symbols indicate censored values.
Within Limit

Prediction Limit

Intrawell Non-parametric

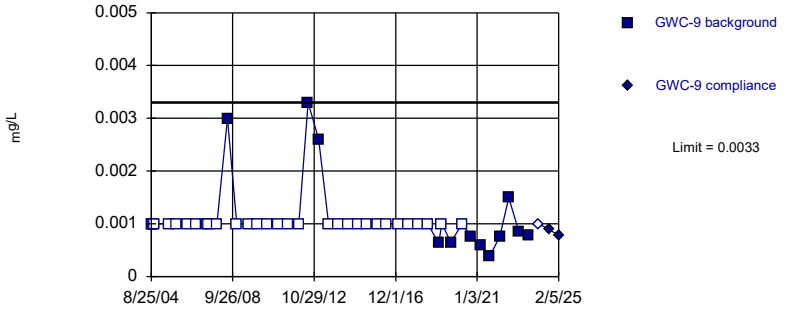

Non-parametric test used in lieu of parametric prediction limit because censored data exceeded 50%. Limit is highest of 43 background values. 72.09% NDs. Well-constituent pair annual alpha = 0.002073. Individual comparison alpha = 0.001037 (1 of 2).

Constituent: Nickel Analysis Run 4/22/2025 10:32 AM View: Appendix I - Intrawell
Plant McIntosh Client: Southern Company Data: McIntosh LF 4

Sanitas™ v.10.0.24 Software licensed to Groundwater Stats Consulting. UG
Hollow symbols indicate censored values.

Within Limit

Prediction Limit

Intrawell Non-parametric

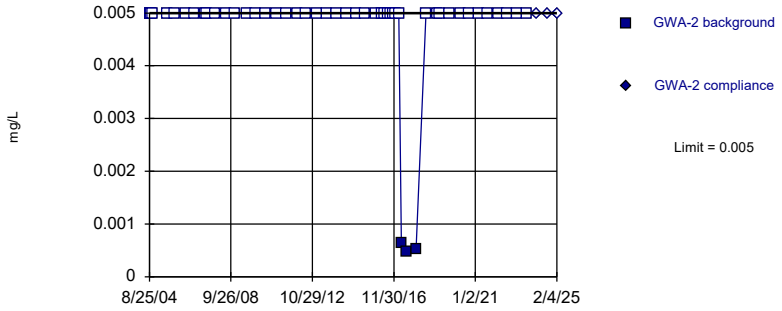

Non-parametric test used in lieu of parametric prediction limit because censored data exceeded 50%. Limit is highest of 49 background values. 93.88% NDs. Well-constituent pair annual alpha = 0.001586. Individual comparison alpha = 0.0007934 (1 of 2).

Constituent: Selenium Analysis Run 4/22/2025 10:32 AM View: Appendix I - Intrawell
Plant McIntosh Client: Southern Company Data: McIntosh LF 4

Sanitas™ v.10.0.24 Software licensed to Groundwater Stats Consulting. UG
Hollow symbols indicate censored values.

Within Limit

Prediction Limit

Intrawell Non-parametric

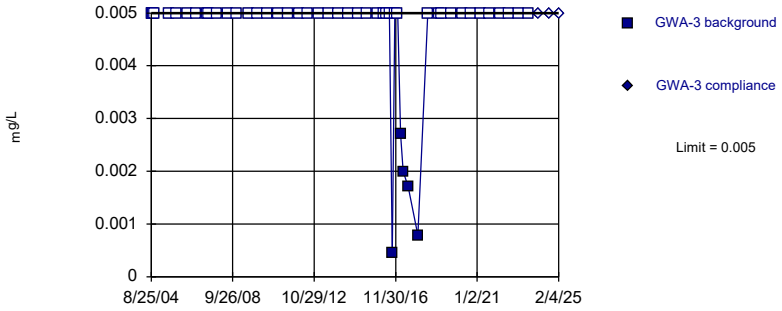

Non-parametric test used in lieu of parametric prediction limit because censored data exceeded 50%. Limit is highest of 49 background values. 89.8% NDs. Well-constituent pair annual alpha = 0.001586. Individual comparison alpha = 0.0007934 (1 of 2).

Constituent: Selenium Analysis Run 4/22/2025 10:32 AM View: Appendix I - Intrawell
Plant McIntosh Client: Southern Company Data: McIntosh LF 4

Sanitas™ v.10.0.24 Software licensed to Groundwater Stats Consulting. UG
Hollow symbols indicate censored values.

Within Limit

Prediction Limit

Intrawell Non-parametric

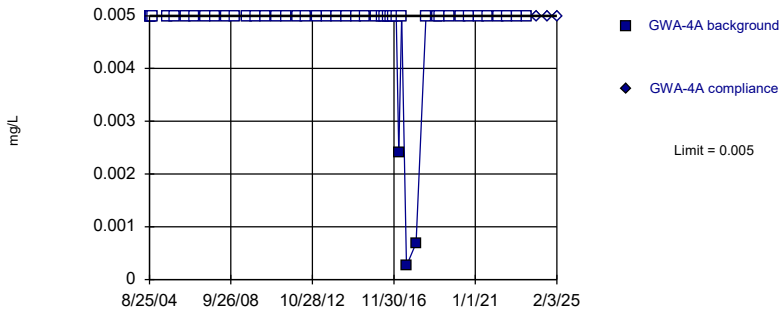

Non-parametric test used in lieu of parametric prediction limit because censored data exceeded 50%. Limit is highest of 48 background values. 93.75% NDs. Well-constituent pair annual alpha = 0.001667. Individual comparison alpha = 0.0008339 (1 of 2).

Constituent: Selenium Analysis Run 4/22/2025 10:32 AM View: Appendix I - Intrawell
Plant McIntosh Client: Southern Company Data: McIntosh LF 4

Sanitas™ v.10.0.24 Software licensed to Groundwater Stats Consulting. UG
Hollow symbols indicate censored values.

Within Limit

Prediction Limit

Intrawell Non-parametric

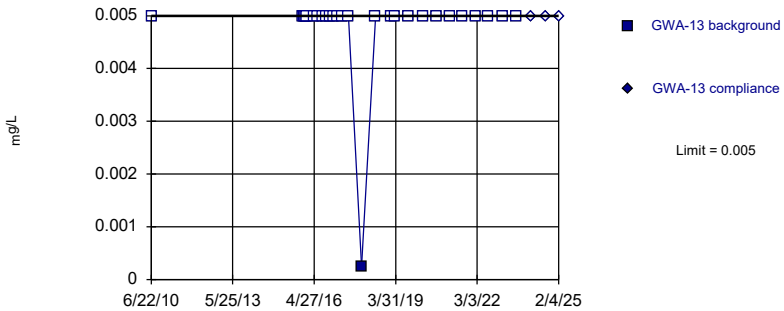

Non-parametric test used in lieu of parametric prediction limit because censored data exceeded 50%. Limit is highest of 28 background values. 96.43% NDs. Well-constituent pair annual alpha = 0.004669. Individual comparison alpha = 0.002337 (1 of 2).

Constituent: Selenium Analysis Run 4/22/2025 10:32 AM View: Appendix I - Intrawell
Plant McIntosh Client: Southern Company Data: McIntosh LF 4

Sanitas™ v.10.0.24 Software licensed to Groundwater Stats Consulting. UG
Hollow symbols indicate censored values.

Within Limit

Prediction Limit

Intrawell Non-parametric

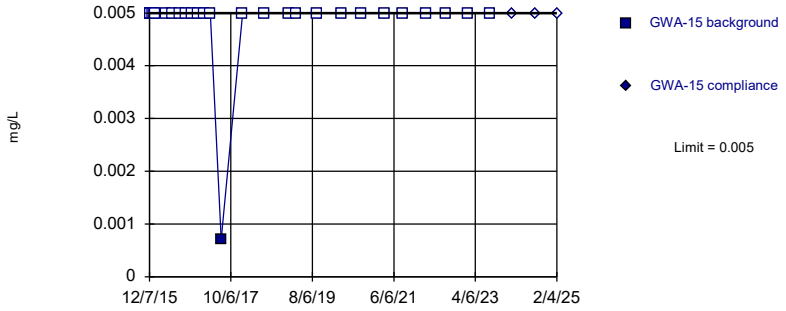

Non-parametric test used in lieu of parametric prediction limit because censored data exceeded 50%. Limit is highest of 27 background values. 96.3% NDs. Well-constituent pair annual alpha = 0.004998. Individual comparison alpha = 0.002502 (1 of 2).

Constituent: Selenium Analysis Run 4/22/2025 10:32 AM View: Appendix I - Intrawell
Plant McIntosh Client: Southern Company Data: McIntosh LF 4

Sanitas™ v.10.0.24 Software licensed to Groundwater Stats Consulting. UG
Hollow symbols indicate censored values.

Within Limit

Prediction Limit

Intrawell Non-parametric

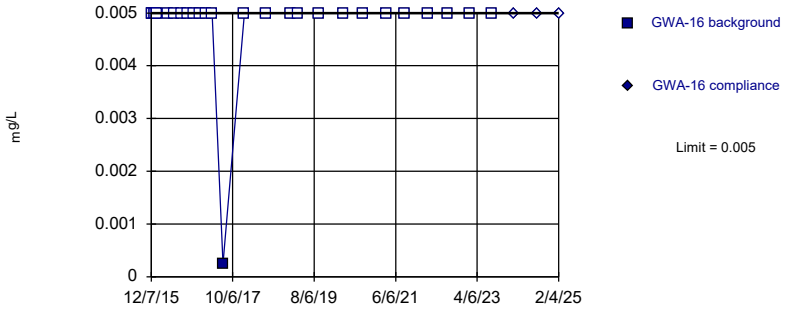

Non-parametric test used in lieu of parametric prediction limit because censored data exceeded 50%. Limit is highest of 27 background values. 96.3% NDs. Well-constituent pair annual alpha = 0.004998. Individual comparison alpha = 0.002502 (1 of 2).

Constituent: Selenium Analysis Run 4/22/2025 10:32 AM View: Appendix I - Intrawell
Plant McIntosh Client: Southern Company Data: McIntosh LF 4

Sanitas™ v.10.0.24 Software licensed to Groundwater Stats Consulting. UG
Hollow symbols indicate censored values.

Within Limit

Prediction Limit

Intrawell Non-parametric

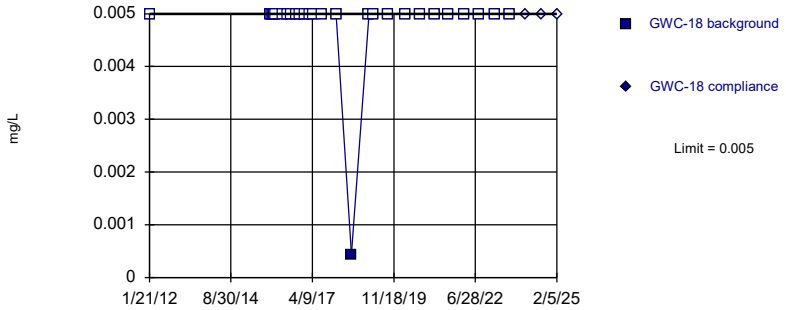

Non-parametric test used in lieu of parametric prediction limit because censored data exceeded 50%. Limit is highest of 28 background values. 96.43% NDs. Well-constituent pair annual alpha = 0.004669. Individual comparison alpha = 0.002337 (1 of 2).

Constituent: Selenium Analysis Run 4/22/2025 10:32 AM View: Appendix I - Intrawell
Plant McIntosh Client: Southern Company Data: McIntosh LF 4

Sanitas™ v.10.0.24 Software licensed to Groundwater Stats Consulting. UG
Hollow symbols indicate censored values.

Within Limit

Prediction Limit

Intrawell Non-parametric

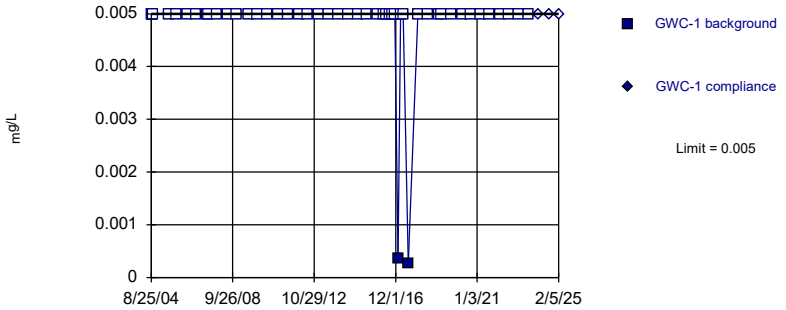

Non-parametric test used in lieu of parametric prediction limit because censored data exceeded 50%. Limit is highest of 48 background values. 95.83% NDs. Well-constituent pair annual alpha = 0.001667. Individual comparison alpha = 0.0008339 (1 of 2).

Constituent: Selenium Analysis Run 4/22/2025 10:32 AM View: Appendix I - Intrawell
Plant McIntosh Client: Southern Company Data: McIntosh LF 4

Sanitas™ v.10.0.24 Software licensed to Groundwater Stats Consulting. UG
Hollow symbols indicate censored values.

Within Limit

Prediction Limit

Intrawell Non-parametric

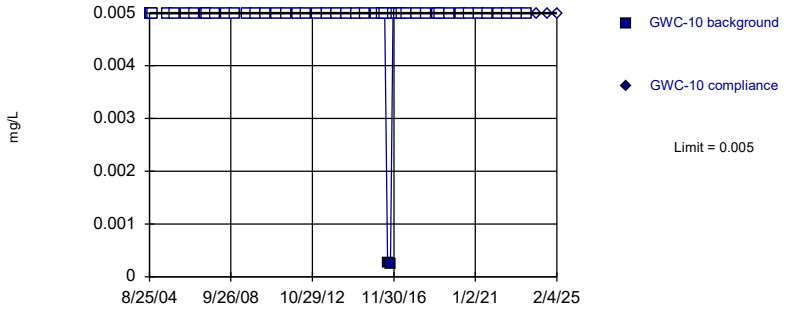

Non-parametric test used in lieu of parametric prediction limit because censored data exceeded 50%. Limit is highest of 49 background values. 95.92% NDs. Well-constituent pair annual alpha = 0.001586. Individual comparison alpha = 0.0007934 (1 of 2).

Constituent: Selenium Analysis Run 4/22/2025 10:32 AM View: Appendix I - Intrawell
Plant McIntosh Client: Southern Company Data: McIntosh LF 4

Sanitas™ v.10.0.24 Software licensed to Groundwater Stats Consulting. UG
Hollow symbols indicate censored values.

Within Limit

Prediction Limit

Intrawell Non-parametric

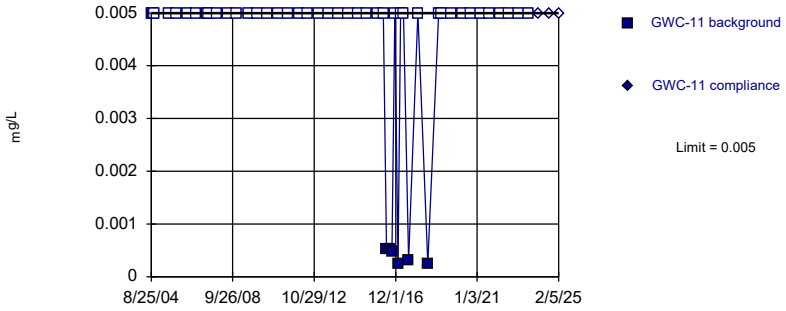

Non-parametric test used in lieu of parametric prediction limit because censored data exceeded 50%. Limit is highest of 49 background values. 87.76% NDs. Well-constituent pair annual alpha = 0.001586. Individual comparison alpha = 0.0007934 (1 of 2).

Constituent: Selenium Analysis Run 4/22/2025 10:32 AM View: Appendix I - Intrawell
Plant McIntosh Client: Southern Company Data: McIntosh LF 4

Sanitas™ v.10.0.24 Software licensed to Groundwater Stats Consulting. UG
Hollow symbols indicate censored values.

Within Limit

Prediction Limit

Intrawell Non-parametric

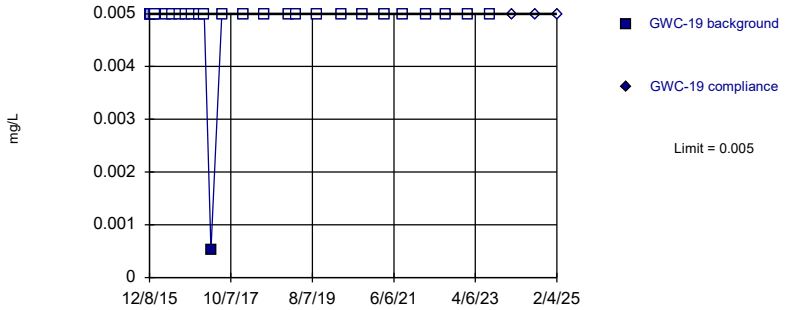

Non-parametric test used in lieu of parametric prediction limit because censored data exceeded 50%. Limit is highest of 27 background values. 96.3% NDs. Well-constituent pair annual alpha = 0.004998. Individual comparison alpha = 0.002502 (1 of 2).

Constituent: Selenium Analysis Run 4/22/2025 10:32 AM View: Appendix I - Intrawell
Plant McIntosh Client: Southern Company Data: McIntosh LF 4

Sanitas™ v.10.0.24 Software licensed to Groundwater Stats Consulting. UG
Hollow symbols indicate censored values.

Within Limit

Prediction Limit

Intrawell Non-parametric

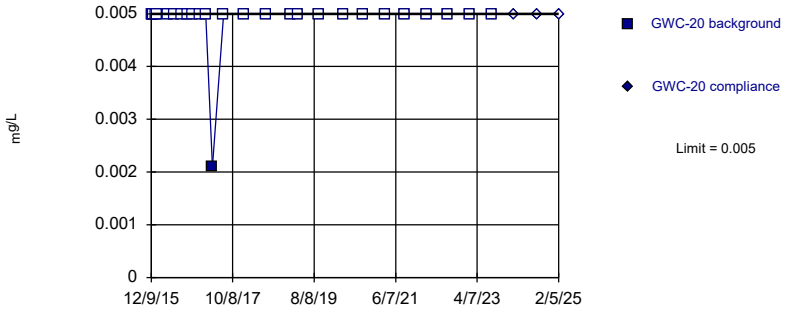

Non-parametric test used in lieu of parametric prediction limit because censored data exceeded 50%. Limit is highest of 27 background values. 96.3% NDs. Well-constituent pair annual alpha = 0.004998. Individual comparison alpha = 0.002502 (1 of 2).

Constituent: Selenium Analysis Run 4/22/2025 10:32 AM View: Appendix I - Intrawell
Plant McIntosh Client: Southern Company Data: McIntosh LF 4

Sanitas™ v.10.0.24 Software licensed to Groundwater Stats Consulting. UG
Hollow symbols indicate censored values.

Within Limit

Prediction Limit

Intrawell Non-parametric

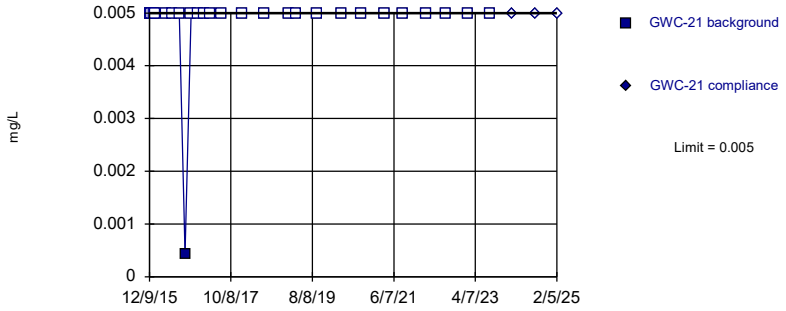

Non-parametric test used in lieu of parametric prediction limit because censored data exceeded 50%. Limit is highest of 27 background values. 96.3% NDs. Well-constituent pair annual alpha = 0.004998. Individual comparison alpha = 0.002502 (1 of 2).

Constituent: Selenium Analysis Run 4/22/2025 10:32 AM View: Appendix I - Intrawell
Plant McIntosh Client: Southern Company Data: McIntosh LF 4

Sanitas™ v.10.0.24 Software licensed to Groundwater Stats Consulting. UG
Hollow symbols indicate censored values.

Within Limit

Prediction Limit

Intrawell Non-parametric

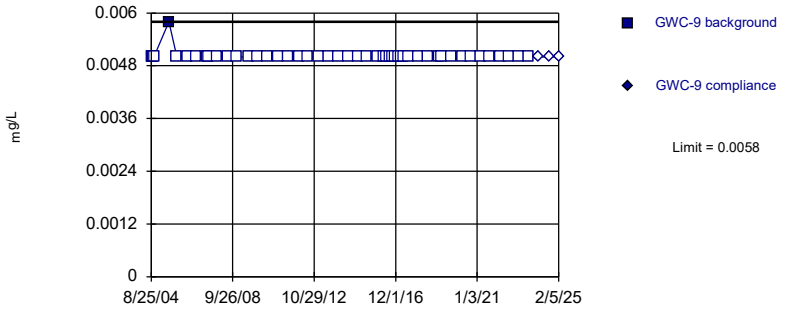

Non-parametric test used in lieu of parametric prediction limit because censored data exceeded 50%. Limit is highest of 49 background values. 97.96% NDs. Well-constituent pair annual alpha = 0.001586. Individual comparison alpha = 0.0007934 (1 of 2).

Constituent: Selenium Analysis Run 4/22/2025 10:32 AM View: Appendix I - Intrawell
Plant McIntosh Client: Southern Company Data: McIntosh LF 4

Sanitas™ v.10.0.24 Software licensed to Groundwater Stats Consulting. UG
Hollow symbols indicate censored values.

Within Limit

Prediction Limit

Intrawell Non-parametric

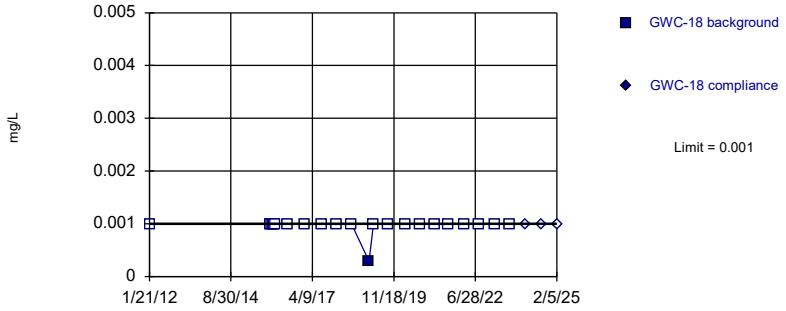

Non-parametric test used in lieu of parametric prediction limit because censored data exceeded 50%. Limit is highest of 22 background values. 95.45% NDs. Well-constituent pair annual alpha = 0.007401. Individual comparison alpha = 0.003707 (1 of 2).

Constituent: Silver Analysis Run 4/22/2025 10:33 AM View: Appendix I - Intrawell
Plant McIntosh Client: Southern Company Data: McIntosh LF 4

Sanitas™ v.10.0.24 Software licensed to Groundwater Stats Consulting. UG
Hollow symbols indicate censored values.

Within Limit

Prediction Limit

Intrawell Non-parametric

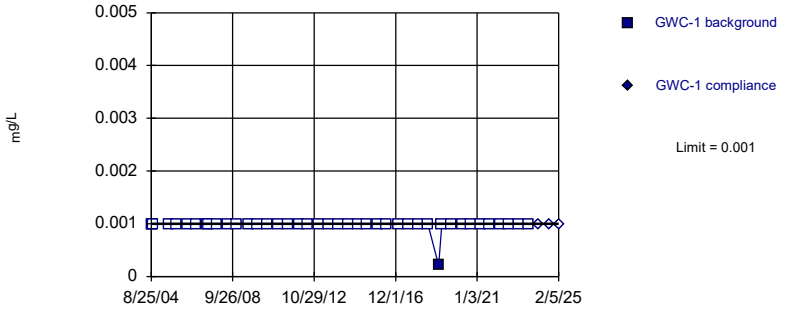

Non-parametric test used in lieu of parametric prediction limit because censored data exceeded 50%. Limit is highest of 42 background values. 97.62% NDs. Well-constituent pair annual alpha = 0.002154. Individual comparison alpha = 0.001077 (1 of 2).

Constituent: Silver Analysis Run 4/22/2025 10:33 AM View: Appendix I - Intrawell
Plant McIntosh Client: Southern Company Data: McIntosh LF 4

Sanitas™ v.10.0.24 Software licensed to Groundwater Stats Consulting. UG
Hollow symbols indicate censored values.
Within Limit

Prediction Limit

Intrawell Non-parametric

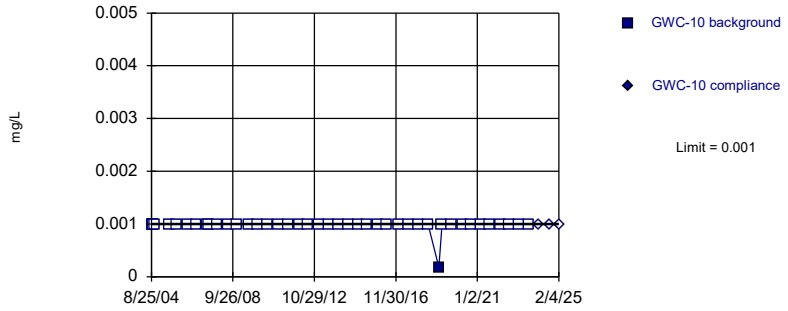

Non-parametric test used in lieu of parametric prediction limit because censored data exceeded 50%. Limit is highest of 43 background values. 97.67% NDs. Well-constituent pair annual alpha = 0.002073. Individual comparison alpha = 0.001037 (1 of 2).

Constituent: Silver Analysis Run 4/22/2025 10:33 AM View: Appendix I - Intrawell
Plant McIntosh Client: Southern Company Data: McIntosh LF 4

Sanitas™ v.10.0.24 Software licensed to Groundwater Stats Consulting. UG
Hollow symbols indicate censored values.
Within Limit

Prediction Limit

Intrawell Non-parametric

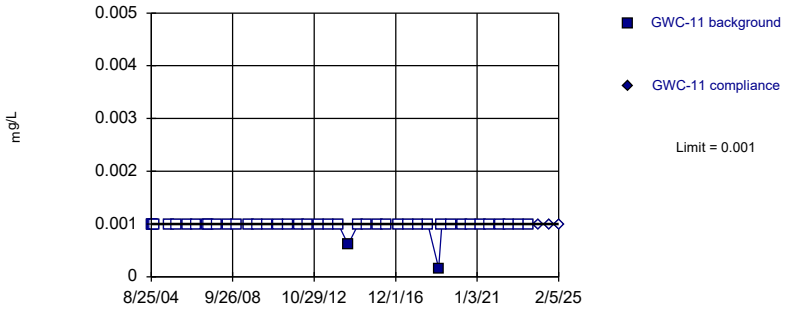

Non-parametric test used in lieu of parametric prediction limit because censored data exceeded 50%. Limit is highest of 43 background values. 95.35% NDs. Well-constituent pair annual alpha = 0.002073. Individual comparison alpha = 0.001037 (1 of 2).

Constituent: Silver Analysis Run 4/22/2025 10:33 AM View: Appendix I - Intrawell
Plant McIntosh Client: Southern Company Data: McIntosh LF 4

Sanitas™ v.10.0.24 Software licensed to Groundwater Stats Consulting. UG
Hollow symbols indicate censored values.
Within Limit

Prediction Limit

Intrawell Non-parametric

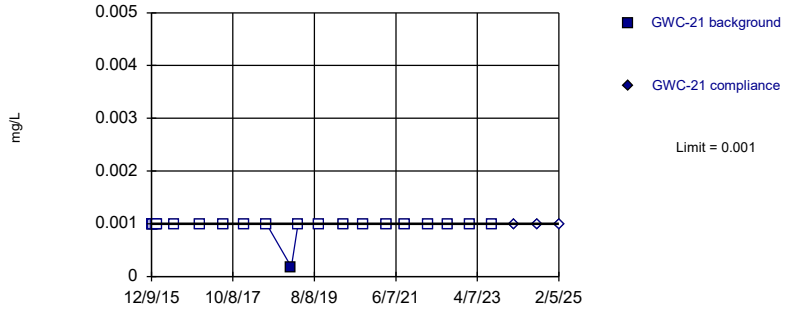

Non-parametric test used in lieu of parametric prediction limit because censored data exceeded 50%. Limit is highest of 21 background values. 95.24% NDs. Well-constituent pair annual alpha = 0.007982. Individual comparison alpha = 0.003999 (1 of 2).

Constituent: Silver Analysis Run 4/22/2025 10:33 AM View: Appendix I - Intrawell
Plant McIntosh Client: Southern Company Data: McIntosh LF 4

Sanitas™ v.10.0.24 Software licensed to Groundwater Stats Consulting. UG
Hollow symbols indicate censored values.
Within Limit

Prediction Limit

Intrawell Non-parametric

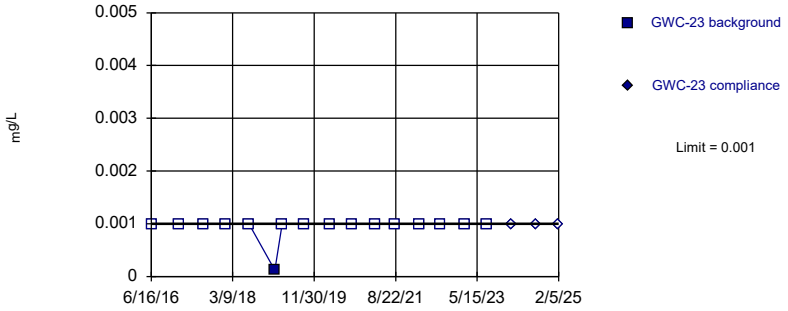

Non-parametric test used in lieu of parametric prediction limit because censored data exceeded 50%. Limit is highest of 16 background values. 93.75% NDs. Well-constituent pair annual alpha = 0.01287. Individual comparison alpha = 0.006456 (1 of 2).

Constituent: Silver Analysis Run 4/22/2025 10:33 AM View: Appendix I - Intrawell
Plant McIntosh Client: Southern Company Data: McIntosh LF 4

Sanitas™ v.10.0.24 Software licensed to Groundwater Stats Consulting. UG
Hollow symbols indicate censored values.
Within Limit

Prediction Limit

Intrawell Non-parametric

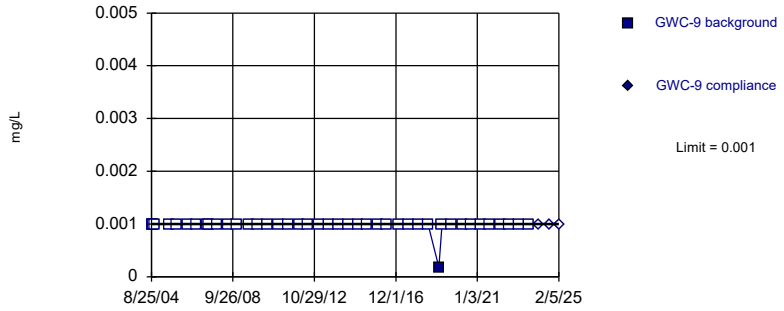

Non-parametric test used in lieu of parametric prediction limit because censored data exceeded 50%. Limit is highest of 43 background values. 97.67% NDs. Well-constituent pair annual alpha = 0.002073. Individual comparison alpha = 0.001037 (1 of 2).

Constituent: Silver Analysis Run 4/22/2025 10:33 AM View: Appendix I - Intrawell
Plant McIntosh Client: Southern Company Data: McIntosh LF 4

Sanitas™ v.10.0.24 Software licensed to Groundwater Stats Consulting. UG
Hollow symbols indicate censored values.
Within Limit

Prediction Limit

Intrawell Non-parametric

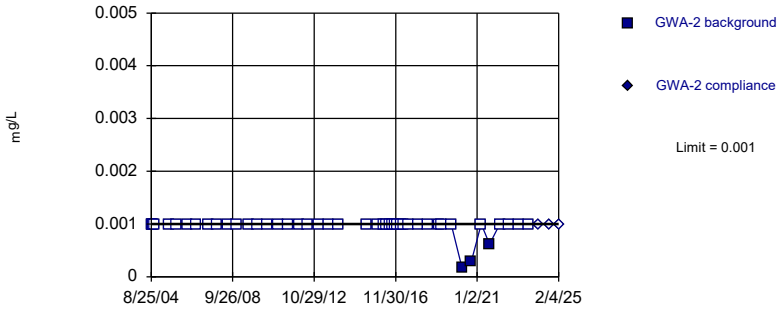

Non-parametric test used in lieu of parametric prediction limit because censored data exceeded 50%. Limit is highest of 46 background values. 93.48% NDs. Well-constituent pair annual alpha = 0.001829. Individual comparison alpha = 0.0009151 (1 of 2).

Constituent: Thallium Analysis Run 4/22/2025 10:33 AM View: Appendix I - Intrawell
Plant McIntosh Client: Southern Company Data: McIntosh LF 4

Sanitas™ v.10.0.24 Software licensed to Groundwater Stats Consulting. UG
Hollow symbols indicate censored values.
Within Limit

Prediction Limit

Intrawell Non-parametric

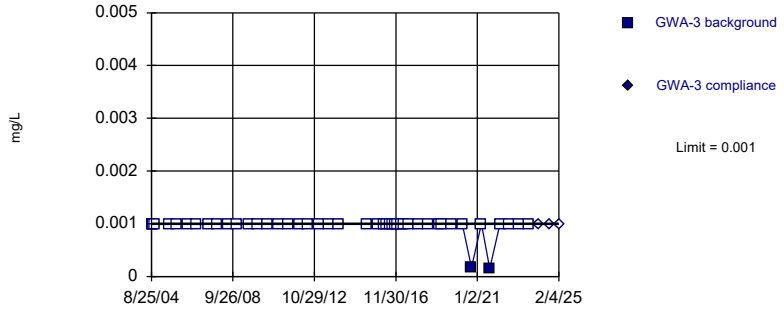

Non-parametric test used in lieu of parametric prediction limit because censored data exceeded 50%. Limit is highest of 46 background values. 95.65% NDs. Well-constituent pair annual alpha = 0.001829. Individual comparison alpha = 0.0009151 (1 of 2).

Constituent: Thallium Analysis Run 4/22/2025 10:33 AM View: Appendix I - Intrawell
Plant McIntosh Client: Southern Company Data: McIntosh LF 4

Sanitas™ v.10.0.24 Software licensed to Groundwater Stats Consulting. UG
Hollow symbols indicate censored values.
Within Limit

Prediction Limit

Intrawell Non-parametric

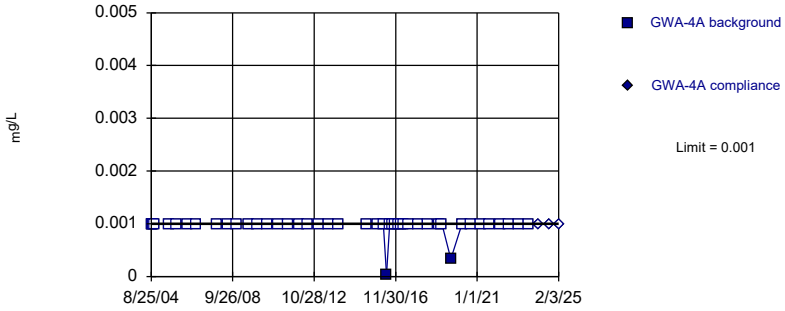

Non-parametric test used in lieu of parametric prediction limit because censored data exceeded 50%. Limit is highest of 45 background values. 95.56% NDs. Well-constituent pair annual alpha = 0.001911. Individual comparison alpha = 0.0009557 (1 of 2).

Constituent: Thallium Analysis Run 4/22/2025 10:33 AM View: Appendix I - Intrawell
Plant McIntosh Client: Southern Company Data: McIntosh LF 4

Sanitas™ v.10.0.24 Software licensed to Groundwater Stats Consulting. UG
Hollow symbols indicate censored values.

Within Limit

Prediction Limit

Intrawell Non-parametric

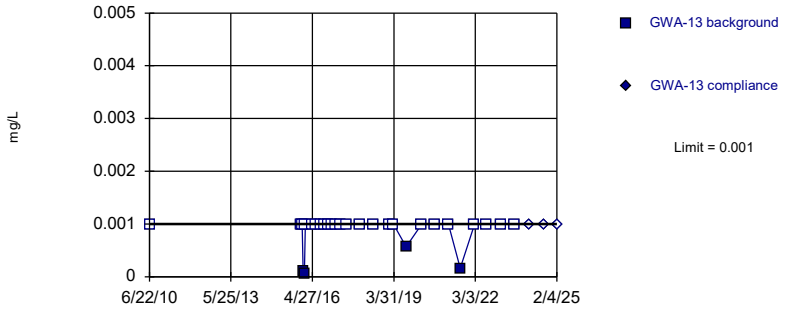

Non-parametric test used in lieu of parametric prediction limit because censored data exceeded 50%. Limit is highest of 28 background values. 85.71% NDs. Well-constituent pair annual alpha = 0.004669. Individual comparison alpha = 0.002337 (1 of 2).

Constituent: Thallium Analysis Run 4/22/2025 10:33 AM View: Appendix I - Intrawell
Plant McIntosh Client: Southern Company Data: McIntosh LF 4

Sanitas™ v.10.0.24 Software licensed to Groundwater Stats Consulting. UG
Hollow symbols indicate censored values.

Within Limit

Prediction Limit

Intrawell Non-parametric

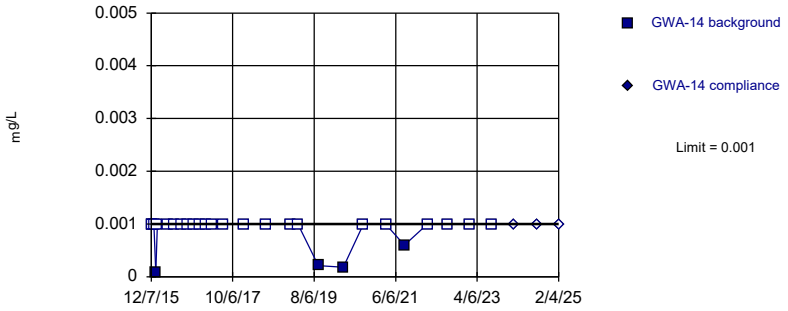

Non-parametric test used in lieu of parametric prediction limit because censored data exceeded 50%. Limit is highest of 27 background values. 85.19% NDs. Well-constituent pair annual alpha = 0.004998. Individual comparison alpha = 0.002502 (1 of 2).

Constituent: Thallium Analysis Run 4/22/2025 10:33 AM View: Appendix I - Intrawell
Plant McIntosh Client: Southern Company Data: McIntosh LF 4

Sanitas™ v.10.0.24 Software licensed to Groundwater Stats Consulting. UG
Hollow symbols indicate censored values.

Within Limit

Prediction Limit

Intrawell Non-parametric

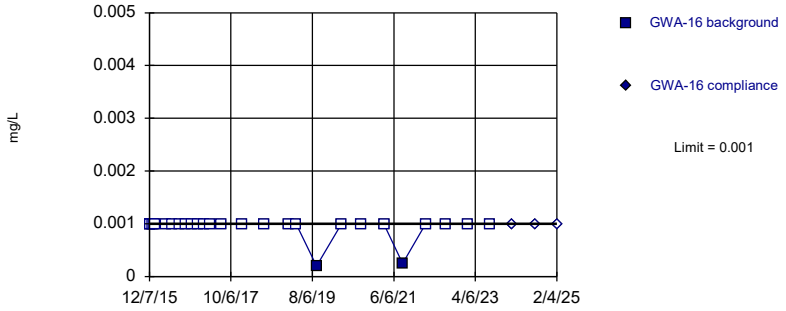

Non-parametric test used in lieu of parametric prediction limit because censored data exceeded 50%. Limit is highest of 27 background values. 92.59% NDs. Well-constituent pair annual alpha = 0.004998. Individual comparison alpha = 0.002502 (1 of 2).

Constituent: Thallium Analysis Run 4/22/2025 10:33 AM View: Appendix I - Intrawell
Plant McIntosh Client: Southern Company Data: McIntosh LF 4

Sanitas™ v.10.0.24 Software licensed to Groundwater Stats Consulting. UG
Hollow symbols indicate censored values.

Within Limit

Prediction Limit

Intrawell Non-parametric

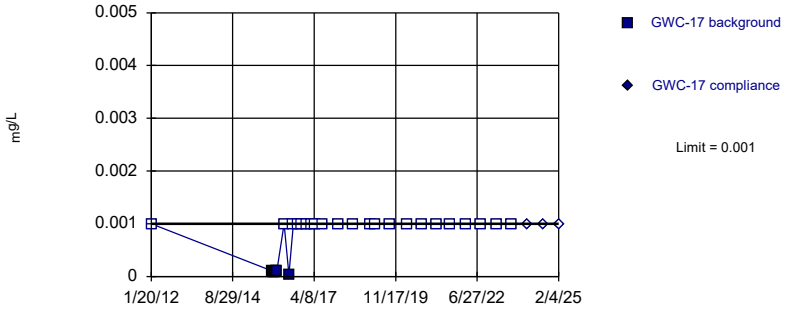

Non-parametric test used in lieu of parametric prediction limit because censored data exceeded 50%. Limit is highest of 28 background values. 78.57% NDs. Well-constituent pair annual alpha = 0.004669. Individual comparison alpha = 0.002337 (1 of 2).

Constituent: Thallium Analysis Run 4/22/2025 10:33 AM View: Appendix I - Intrawell
Plant McIntosh Client: Southern Company Data: McIntosh LF 4

Sanitas™ v.10.0.24 Software licensed to Groundwater Stats Consulting. UG
Hollow symbols indicate censored values.

Within Limit

Prediction Limit

Intrawell Non-parametric

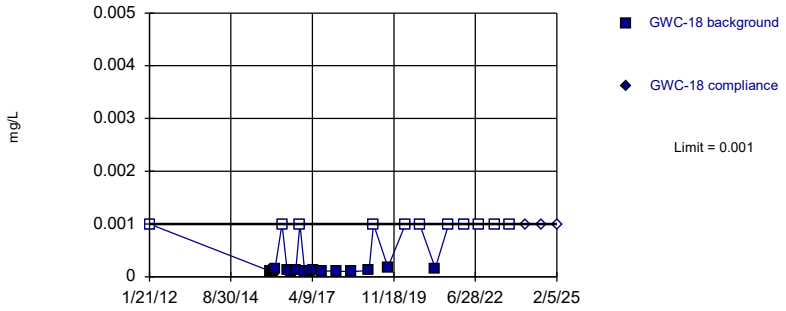

Non-parametric test used in lieu of parametric prediction limit because the Shapiro Wilk normality test showed the data to be non-normal at the 0.01 alpha level. Limit is highest of 28 background values. 39.29% NDs. Well-constituent pair annual alpha = 0.004669. Individual comparison alpha = 0.002337 (1 of 2).

Constituent: Thallium Analysis Run 4/22/2025 10:33 AM View: Appendix I - Intrawell
Plant McIntosh Client: Southern Company Data: McIntosh LF 4

Sanitas™ v.10.0.24 Software licensed to Groundwater Stats Consulting. UG
Hollow symbols indicate censored values.

Within Limit

Prediction Limit

Intrawell Non-parametric

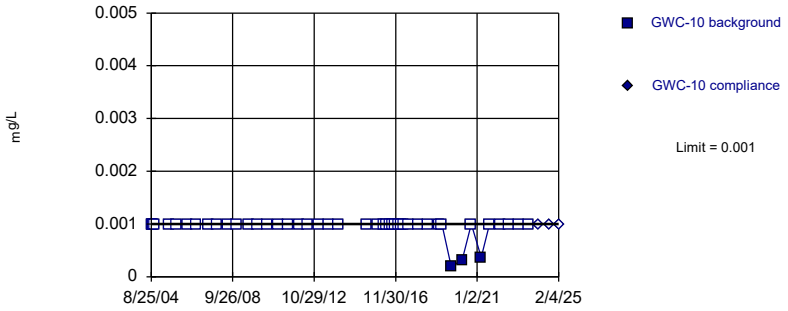

Non-parametric test used in lieu of parametric prediction limit because censored data exceeded 50%. Limit is highest of 46 background values. 93.48% NDs. Well-constituent pair annual alpha = 0.001829. Individual comparison alpha = 0.0009151 (1 of 2).

Constituent: Thallium Analysis Run 4/22/2025 10:33 AM View: Appendix I - Intrawell
Plant McIntosh Client: Southern Company Data: McIntosh LF 4

Sanitas™ v.10.0.24 Software licensed to Groundwater Stats Consulting. UG
Hollow symbols indicate censored values.

Within Limit

Prediction Limit

Intrawell Non-parametric

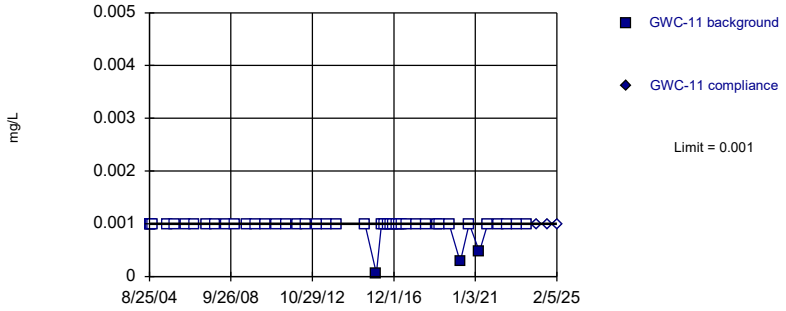

Non-parametric test used in lieu of parametric prediction limit because censored data exceeded 50%. Limit is highest of 46 background values. 93.48% NDs. Well-constituent pair annual alpha = 0.001829. Individual comparison alpha = 0.0009151 (1 of 2).

Constituent: Thallium Analysis Run 4/22/2025 10:33 AM View: Appendix I - Intrawell
Plant McIntosh Client: Southern Company Data: McIntosh LF 4

Sanitas™ v.10.0.24 Software licensed to Groundwater Stats Consulting. UG
Hollow symbols indicate censored values.

Within Limit

Prediction Limit

Intrawell Non-parametric

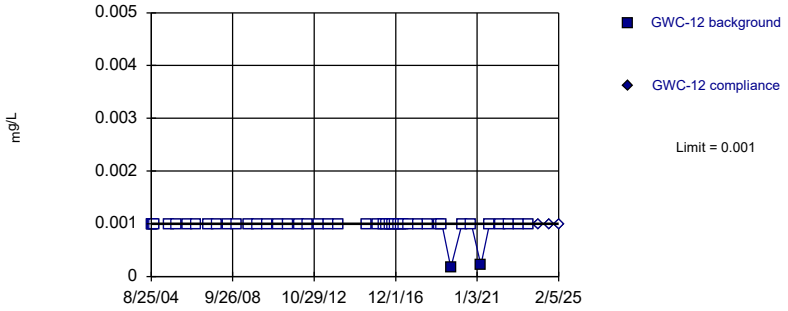

Non-parametric test used in lieu of parametric prediction limit because censored data exceeded 50%. Limit is highest of 46 background values. 95.65% NDs. Well-constituent pair annual alpha = 0.001829. Individual comparison alpha = 0.0009151 (1 of 2).

Constituent: Thallium Analysis Run 4/22/2025 10:33 AM View: Appendix I - Intrawell
Plant McIntosh Client: Southern Company Data: McIntosh LF 4

Sanitas™ v.10.0.24 Software licensed to Groundwater Stats Consulting. UG
Hollow symbols indicate censored values.
Within Limit

Prediction Limit

Intrawell Non-parametric

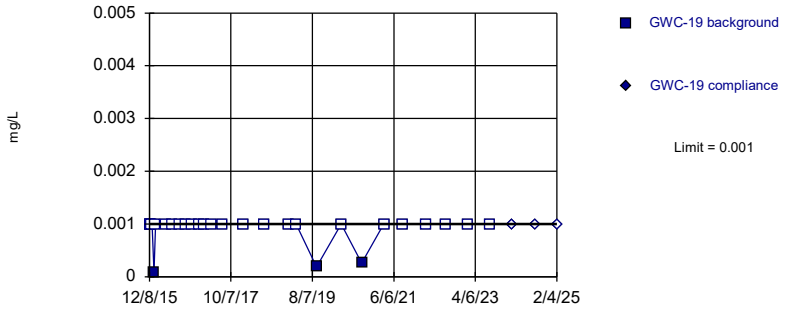

Non-parametric test used in lieu of parametric prediction limit because censored data exceeded 50%. Limit is highest of 27 background values. 88.89% NDs. Well-constituent pair annual alpha = 0.004998. Individual comparison alpha = 0.002502 (1 of 2).

Constituent: Thallium Analysis Run 4/22/2025 10:33 AM View: Appendix I - Intrawell
Plant McIntosh Client: Southern Company Data: McIntosh LF 4

Sanitas™ v.10.0.24 Software licensed to Groundwater Stats Consulting. UG
Hollow symbols indicate censored values.
Within Limit

Prediction Limit

Intrawell Non-parametric

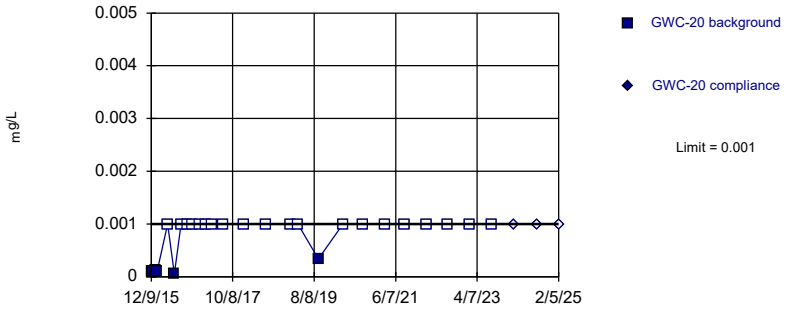

Non-parametric test used in lieu of parametric prediction limit because censored data exceeded 50%. Limit is highest of 27 background values. 74.07% NDs. Well-constituent pair annual alpha = 0.004998. Individual comparison alpha = 0.002502 (1 of 2).

Constituent: Thallium Analysis Run 4/22/2025 10:33 AM View: Appendix I - Intrawell
Plant McIntosh Client: Southern Company Data: McIntosh LF 4

Sanitas™ v.10.0.24 Software licensed to Groundwater Stats Consulting. UG
Hollow symbols indicate censored values.
Within Limit

Prediction Limit

Intrawell Non-parametric

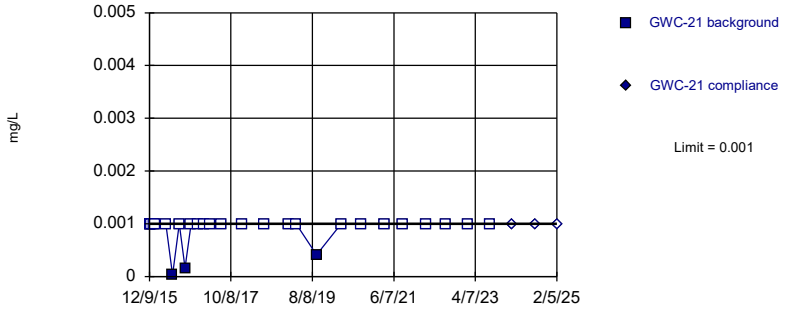

Non-parametric test used in lieu of parametric prediction limit because censored data exceeded 50%. Limit is highest of 27 background values. 88.89% NDs. Well-constituent pair annual alpha = 0.004998. Individual comparison alpha = 0.002502 (1 of 2).

Constituent: Thallium Analysis Run 4/22/2025 10:33 AM View: Appendix I - Intrawell
Plant McIntosh Client: Southern Company Data: McIntosh LF 4

Sanitas™ v.10.0.24 Software licensed to Groundwater Stats Consulting. UG
Hollow symbols indicate censored values.
Within Limit

Prediction Limit

Intrawell Non-parametric

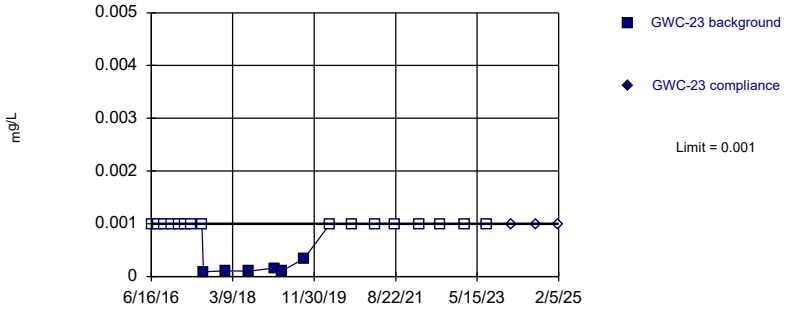

Non-parametric test used in lieu of parametric prediction limit because censored data exceeded 50%. Limit is highest of 22 background values. 72.73% NDs. Well-constituent pair annual alpha = 0.007401. Individual comparison alpha = 0.003707 (1 of 2).

Constituent: Thallium Analysis Run 4/22/2025 10:33 AM View: Appendix I - Intrawell
Plant McIntosh Client: Southern Company Data: McIntosh LF 4

Sanitas™ v.10.0.24 Software licensed to Groundwater Stats Consulting. UG
Hollow symbols indicate censored values.
Within Limit

Prediction Limit

Intrawell Non-parametric

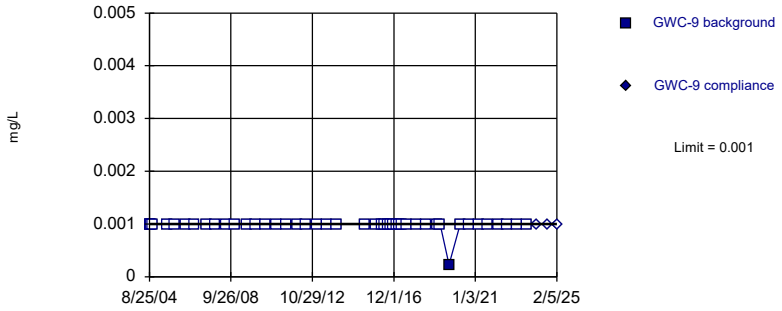

Non-parametric test used in lieu of parametric prediction limit because censored data exceeded 50%. Limit is highest of 46 background values. 97.83% NDs. Well-constituent pair annual alpha = 0.001829. Individual comparison alpha = 0.0009151 (1 of 2).

Constituent: Thallium Analysis Run 4/22/2025 10:33 AM View: Appendix I - Intrawell
Plant McIntosh Client: Southern Company Data: McIntosh LF 4

Sanitas™ v.10.0.24 Software licensed to Groundwater Stats Consulting. UG
Hollow symbols indicate censored values.
Within Limit

Prediction Limit

Intrawell Non-parametric

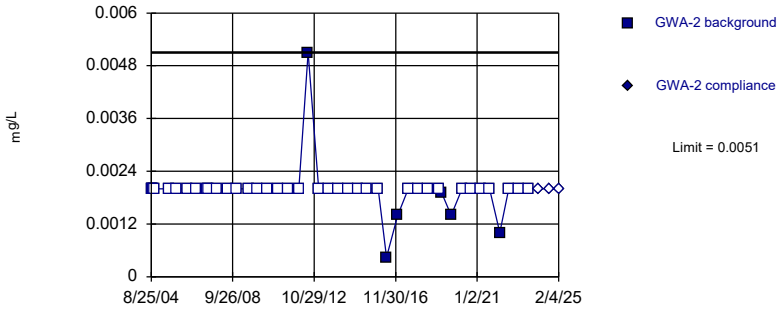

Non-parametric test used in lieu of parametric prediction limit because censored data exceeded 50%. Limit is highest of 43 background values. 86.05% NDs. Well-constituent pair annual alpha = 0.002073. Individual comparison alpha = 0.001037 (1 of 2).

Constituent: Vanadium Analysis Run 4/22/2025 10:33 AM View: Appendix I - Intrawell
Plant McIntosh Client: Southern Company Data: McIntosh LF 4

Sanitas™ v.10.0.24 Software licensed to Groundwater Stats Consulting. UG
Hollow symbols indicate censored values.
Within Limit

Prediction Limit

Intrawell Non-parametric

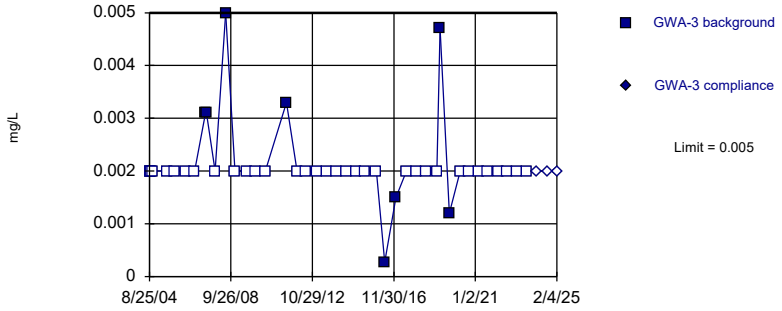

Non-parametric test used in lieu of parametric prediction limit because censored data exceeded 50%. Limit is highest of 42 background values. 80.95% NDs. Well-constituent pair annual alpha = 0.002154. Individual comparison alpha = 0.001077 (1 of 2).

Constituent: Vanadium Analysis Run 4/22/2025 10:33 AM View: Appendix I - Intrawell
Plant McIntosh Client: Southern Company Data: McIntosh LF 4

Sanitas™ v.10.0.24 Software licensed to Groundwater Stats Consulting. UG
Hollow symbols indicate censored values.
Within Limit

Prediction Limit

Intrawell Non-parametric

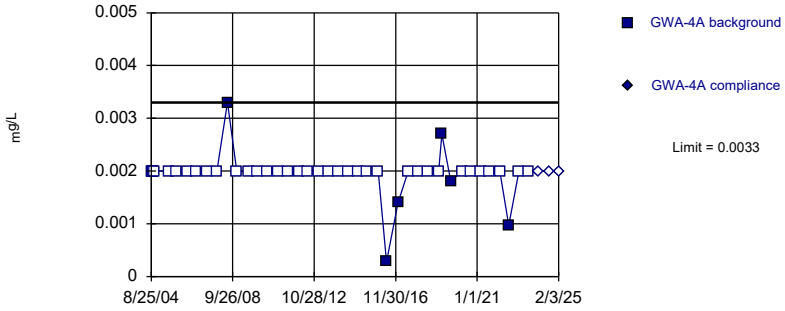

Non-parametric test used in lieu of parametric prediction limit because censored data exceeded 50%. Limit is highest of 42 background values. 85.71% NDs. Well-constituent pair annual alpha = 0.002154. Individual comparison alpha = 0.001077 (1 of 2).

Constituent: Vanadium Analysis Run 4/22/2025 10:33 AM View: Appendix I - Intrawell
Plant McIntosh Client: Southern Company Data: McIntosh LF 4

Sanitas™ v.10.0.24 Software licensed to Groundwater Stats Consulting. UG
Hollow symbols indicate censored values.
Within Limit

Prediction Limit

Intrawell Non-parametric

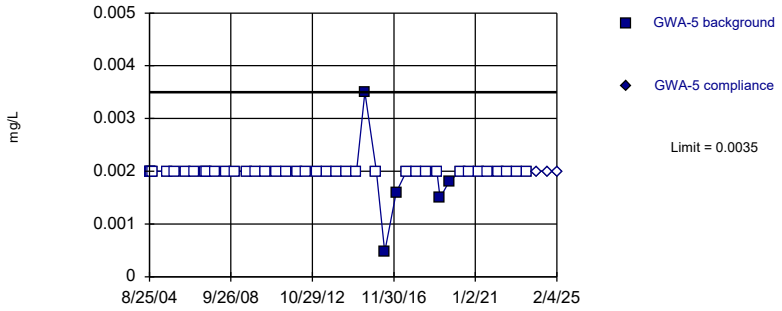

Non-parametric test used in lieu of parametric prediction limit because censored data exceeded 50%. Limit is highest of 43 background values. 88.37% NDs. Well-constituent pair annual alpha = 0.002073. Individual comparison alpha = 0.001037 (1 of 2).

Constituent: Vanadium Analysis Run 4/22/2025 10:33 AM View: Appendix I - Intrawell
Plant McIntosh Client: Southern Company Data: McIntosh LF 4

Sanitas™ v.10.0.24 Software licensed to Groundwater Stats Consulting. UG
Hollow symbols indicate censored values.
Within Limit

Prediction Limit

Intrawell Non-parametric

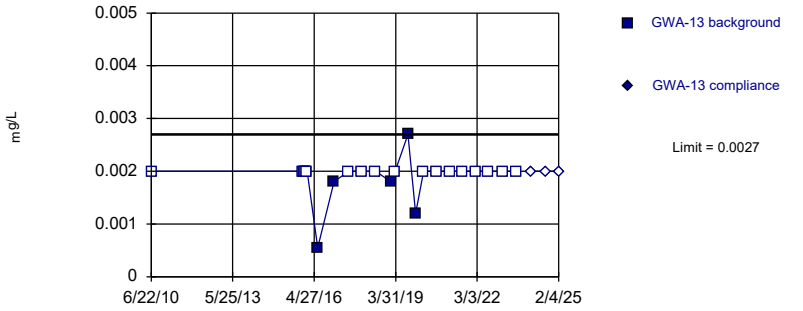

Non-parametric test used in lieu of parametric prediction limit because censored data exceeded 50%. Limit is highest of 23 background values. 78.26% NDs. Well-constituent pair annual alpha = 0.006819. Individual comparison alpha = 0.003415 (1 of 2).

Constituent: Vanadium Analysis Run 4/22/2025 10:33 AM View: Appendix I - Intrawell
Plant McIntosh Client: Southern Company Data: McIntosh LF 4

Sanitas™ v.10.0.24 Software licensed to Groundwater Stats Consulting. UG
Hollow symbols indicate censored values.
Within Limit

Prediction Limit

Intrawell Non-parametric

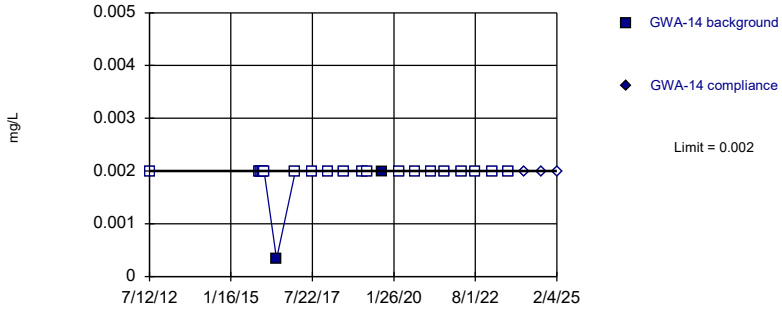

Non-parametric test used in lieu of parametric prediction limit because censored data exceeded 50%. Limit is highest of 22 background values. 90.91% NDs. Well-constituent pair annual alpha = 0.007401. Individual comparison alpha = 0.003707 (1 of 2).

Constituent: Vanadium Analysis Run 4/22/2025 10:33 AM View: Appendix I - Intrawell
Plant McIntosh Client: Southern Company Data: McIntosh LF 4

Sanitas™ v.10.0.24 Software licensed to Groundwater Stats Consulting. UG
Hollow symbols indicate censored values.
Within Limit

Prediction Limit

Intrawell Non-parametric

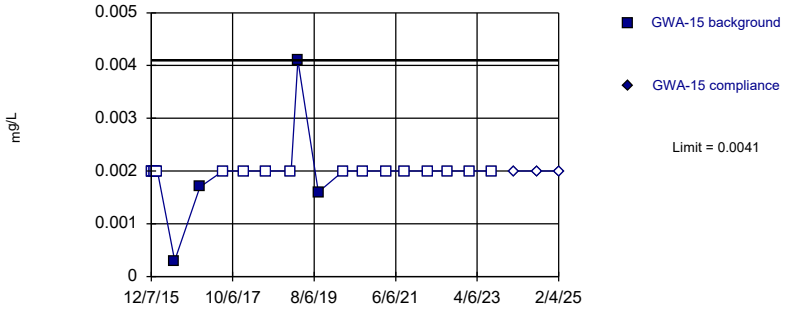

Non-parametric test used in lieu of parametric prediction limit because censored data exceeded 50%. Limit is highest of 21 background values. 80.95% NDs. Well-constituent pair annual alpha = 0.007982. Individual comparison alpha = 0.003999 (1 of 2).

Constituent: Vanadium Analysis Run 4/22/2025 10:33 AM View: Appendix I - Intrawell
Plant McIntosh Client: Southern Company Data: McIntosh LF 4

Sanitas™ v.10.0.24 Software licensed to Groundwater Stats Consulting. UG
Hollow symbols indicate censored values.

Within Limit

Prediction Limit

Intrawell Non-parametric

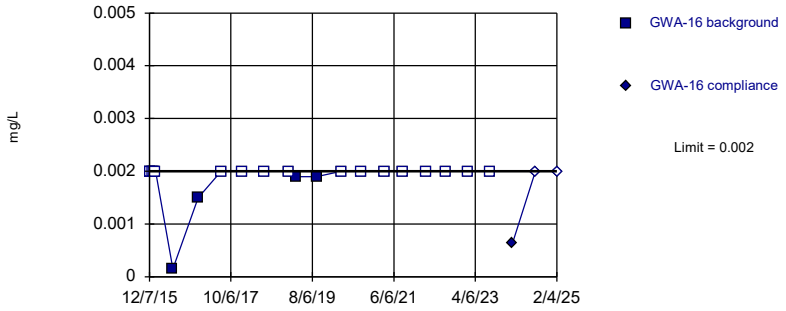

Non-parametric test used in lieu of parametric prediction limit because censored data exceeded 50%. Limit is highest of 21 background values. 80.95% NDs. Well-constituent pair annual alpha = 0.007982. Individual comparison alpha = 0.003999 (1 of 2).

Constituent: Vanadium Analysis Run 4/22/2025 10:33 AM View: Appendix I - Intrawell
Plant McIntosh Client: Southern Company Data: McIntosh LF 4

Sanitas™ v.10.0.24 Software licensed to Groundwater Stats Consulting. UG
Hollow symbols indicate censored values.

Within Limit

Prediction Limit

Intrawell Non-parametric

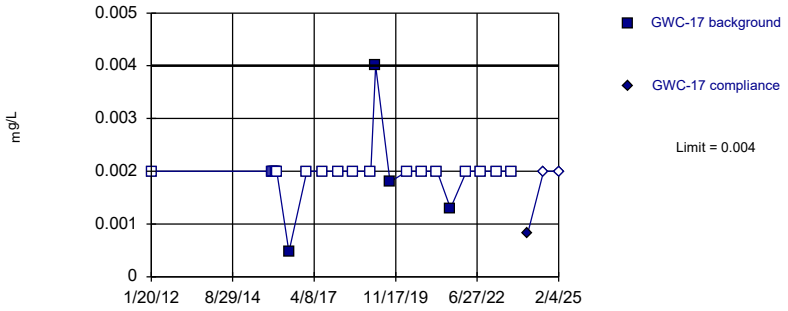

Non-parametric test used in lieu of parametric prediction limit because censored data exceeded 50%. Limit is highest of 22 background values. 81.82% NDs. Well-constituent pair annual alpha = 0.007401. Individual comparison alpha = 0.003707 (1 of 2).

Constituent: Vanadium Analysis Run 4/22/2025 10:33 AM View: Appendix I - Intrawell
Plant McIntosh Client: Southern Company Data: McIntosh LF 4

Sanitas™ v.10.0.24 Software licensed to Groundwater Stats Consulting. UG
Hollow symbols indicate censored values.

Within Limit

Prediction Limit

Intrawell Parametric

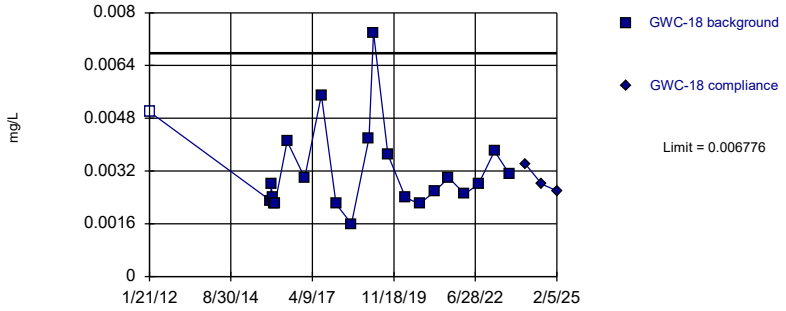

Background Data Summary (based on square root transformation): Mean=0.05581, Std. Dev.=0.01086, n=22, 4.545% NDs. Normality test: Shapiro Wilk @alpha = 0.01, calculated = 0.8933, critical = 0.878. Kappa = 2.441 (c=15, w=9, 1 of 2, event alpha = 0.05132). Report alpha = 0.0003901.

Constituent: Vanadium Analysis Run 4/22/2025 10:33 AM View: Appendix I - Intrawell
Plant McIntosh Client: Southern Company Data: McIntosh LF 4

Sanitas™ v.10.0.24 Software licensed to Groundwater Stats Consulting. UG
Hollow symbols indicate censored values.

Within Limit

Prediction Limit

Intrawell Non-parametric

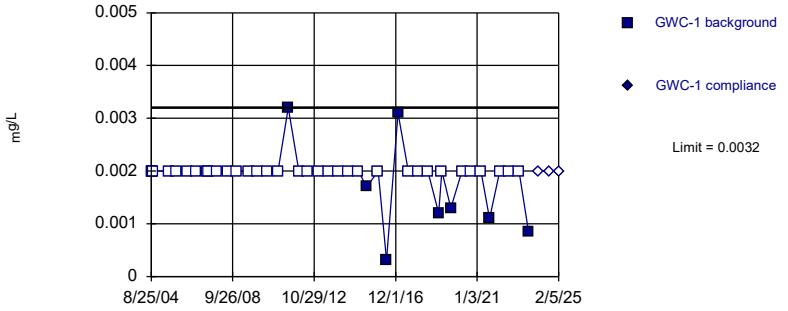

Non-parametric test used in lieu of parametric prediction limit because censored data exceeded 50%. Limit is highest of 42 background values. 80.95% NDs. Well-constituent pair annual alpha = 0.002154. Individual comparison alpha = 0.001077 (1 of 2).

Constituent: Vanadium Analysis Run 4/22/2025 10:33 AM View: Appendix I - Intrawell
Plant McIntosh Client: Southern Company Data: McIntosh LF 4

Sanitas™ v.10.0.24 Software licensed to Groundwater Stats Consulting. UG
Hollow symbols indicate censored values.
Within Limit

Prediction Limit

Intrawell Non-parametric

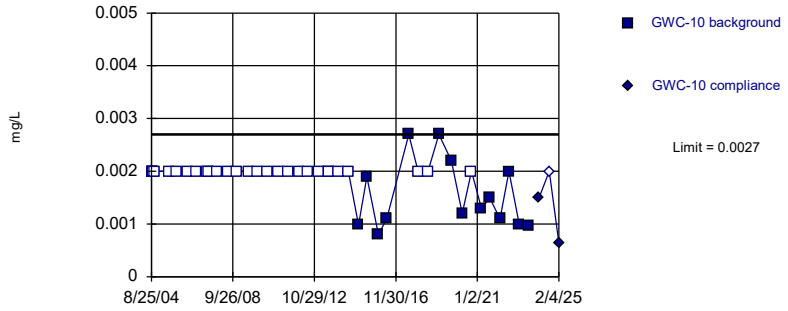

Non-parametric test used in lieu of parametric prediction limit because censored data exceeded 50%. Limit is highest of 42 background values. 66.67% NDs. Well-constituent pair annual alpha = 0.002154. Individual comparison alpha = 0.001077 (1 of 2).

Constituent: Vanadium Analysis Run 4/22/2025 10:33 AM View: Appendix I - Intrawell
Plant McIntosh Client: Southern Company Data: McIntosh LF 4

Sanitas™ v.10.0.24 Software licensed to Groundwater Stats Consulting. UG
Hollow symbols indicate censored values.
Within Limit

Prediction Limit

Intrawell Non-parametric

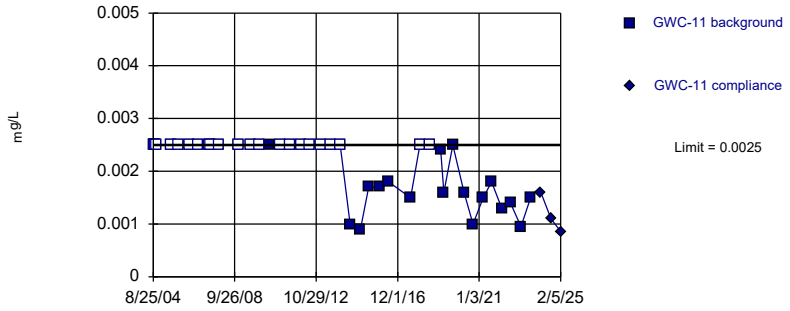

Non-parametric test used in lieu of parametric prediction limit because censored data exceeded 50%. Limit is highest of 41 background values. 56.1% NDs. Well-constituent pair annual alpha = 0.002235. Individual comparison alpha = 0.001118 (1 of 2).

Constituent: Vanadium Analysis Run 4/22/2025 10:33 AM View: Appendix I - Intrawell
Plant McIntosh Client: Southern Company Data: McIntosh LF 4

Sanitas™ v.10.0.24 Software licensed to Groundwater Stats Consulting. UG
Hollow symbols indicate censored values.
Within Limit

Prediction Limit

Intrawell Non-parametric

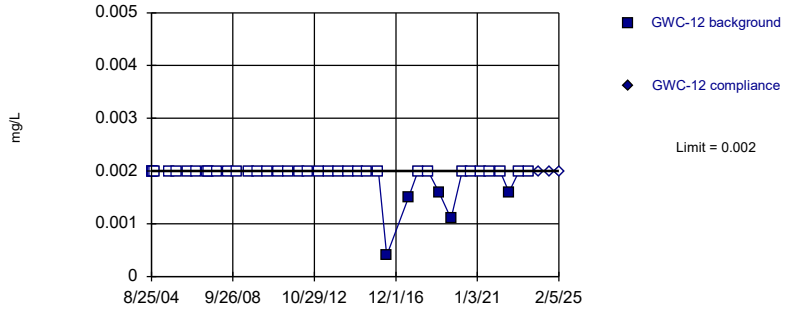

Non-parametric test used in lieu of parametric prediction limit because censored data exceeded 50%. Limit is highest of 41 background values. 87.8% NDs. Well-constituent pair annual alpha = 0.002235. Individual comparison alpha = 0.001118 (1 of 2).

Constituent: Vanadium Analysis Run 4/22/2025 10:33 AM View: Appendix I - Intrawell
Plant McIntosh Client: Southern Company Data: McIntosh LF 4

Sanitas™ v.10.0.24 Software licensed to Groundwater Stats Consulting. UG
Hollow symbols indicate censored values.
Within Limit

Prediction Limit

Intrawell Parametric

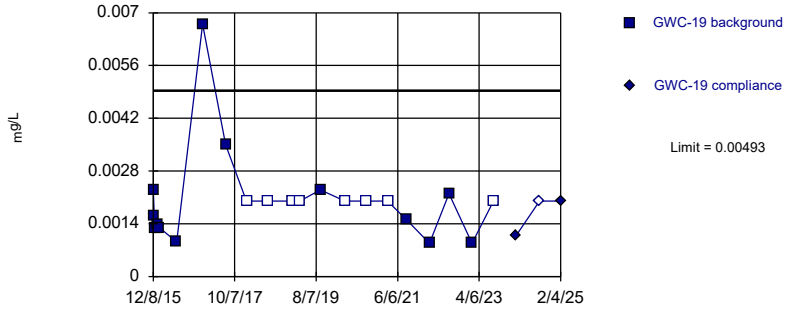

Background Data Summary (based on natural log transformation) (after Kaplan-Meier Adjustment): Mean=-6.575, Std. Dev.=0.5131, n=21, 38.1% NDs. Normality test: Shapiro Wilk @alpha = 0.01, calculated = 0.884, critical = 0.873. Kappa = 2.461 (c=15, w=9, 1 of 2, event alpha = 0.05132). Report alpha = 0.0003901.

Constituent: Vanadium Analysis Run 4/22/2025 10:33 AM View: Appendix I - Intrawell
Plant McIntosh Client: Southern Company Data: McIntosh LF 4

Sanitas™ v.10.0.24 Software licensed to Groundwater Stats Consulting. UG
Hollow symbols indicate censored values.

Within Limit

Prediction Limit

Intrawell Non-parametric

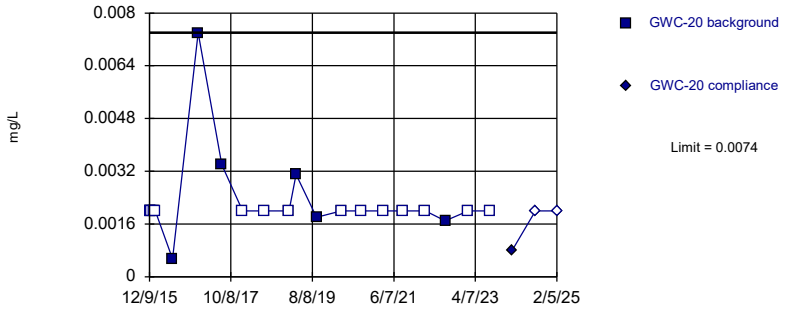

Non-parametric test used in lieu of parametric prediction limit because censored data exceeded 50%. Limit is highest of 21 background values. 71.43% NDs. Well-constituent pair annual alpha = 0.007982. Individual comparison alpha = 0.003999 (1 of 2).

Constituent: Vanadium Analysis Run 4/22/2025 10:33 AM View: Appendix I - Intrawell
Plant McIntosh Client: Southern Company Data: McIntosh LF 4

Sanitas™ v.10.0.24 Software licensed to Groundwater Stats Consulting. UG
Hollow symbols indicate censored values.

Within Limit

Prediction Limit

Intrawell Non-parametric

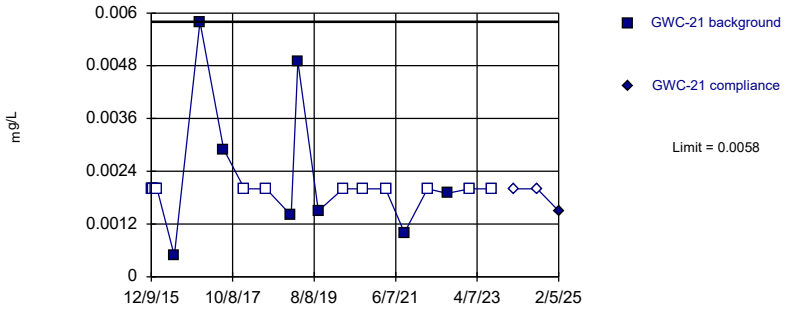

Non-parametric test used in lieu of parametric prediction limit because censored data exceeded 50%. Limit is highest of 21 background values. 61.9% NDs. Well-constituent pair annual alpha = 0.007982. Individual comparison alpha = 0.003999 (1 of 2).

Constituent: Vanadium Analysis Run 4/22/2025 10:33 AM View: Appendix I - Intrawell
Plant McIntosh Client: Southern Company Data: McIntosh LF 4

Sanitas™ v.10.0.24 Software licensed to Groundwater Stats Consulting. UG
Hollow symbols indicate censored values.

Within Limit

Prediction Limit

Intrawell Parametric

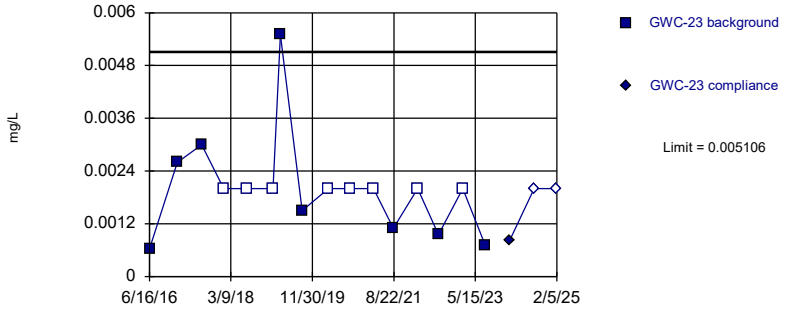

Background Data Summary (based on cube root transformation) (after Kaplan-Meier Adjustment): Mean=0.1084, Std. Dev.=0.02441, n=16, 50% NDs. Normality test: Shapiro Wilk @alpha = 0.05, calculated = 0.8885, critical = 0.887. Kappa = 2.615 (c=15, w=9, 1 of 2, event alpha = 0.05132). Report alpha = 0.0003901.

Constituent: Vanadium Analysis Run 4/22/2025 10:33 AM View: Appendix I - Intrawell
Plant McIntosh Client: Southern Company Data: McIntosh LF 4

Sanitas™ v.10.0.24 Software licensed to Groundwater Stats Consulting. UG
Hollow symbols indicate censored values.

Within Limit

Prediction Limit

Intrawell Non-parametric

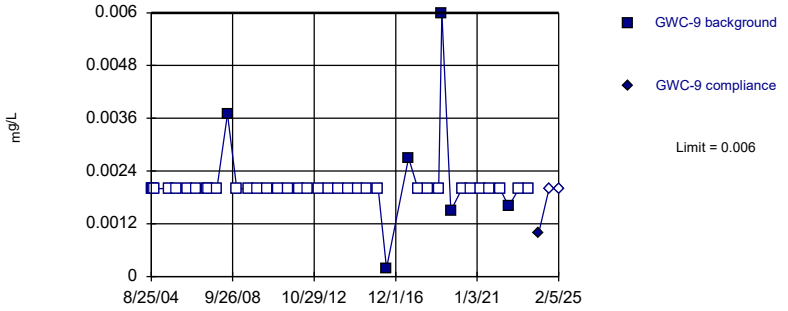

Non-parametric test used in lieu of parametric prediction limit because censored data exceeded 50%. Limit is highest of 42 background values. 85.71% NDs. Well-constituent pair annual alpha = 0.002154. Individual comparison alpha = 0.001077 (1 of 2).

Constituent: Vanadium Analysis Run 4/22/2025 10:33 AM View: Appendix I - Intrawell
Plant McIntosh Client: Southern Company Data: McIntosh LF 4

Sanitas™ v.10.0.24 Software licensed to Groundwater Stats Consulting. UG
Hollow symbols indicate censored values.

Within Limit

Prediction Limit

Intrawell Non-parametric

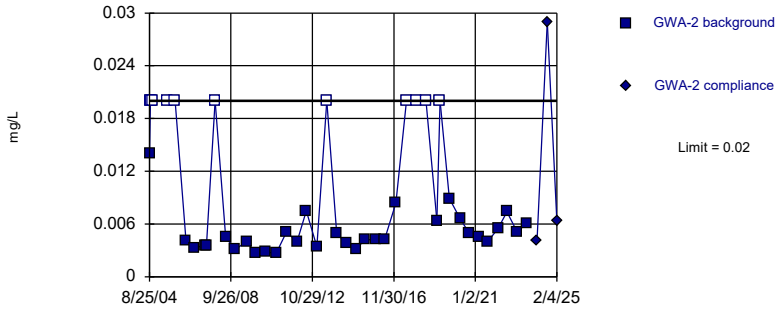

Non-parametric test used in lieu of parametric prediction limit because the Shapiro Wilk normality test showed the data to be non-normal at the 0.01 alpha level. Limit is highest of 43 background values. 25.58% NDs. Well-constituent pair annual alpha = 0.002073. Individual comparison alpha = 0.001037 (1 of 2).

Constituent: Zinc Analysis Run 4/22/2025 10:33 AM View: Appendix I - Intrawell
Plant McIntosh Client: Southern Company Data: McIntosh LF 4

Sanitas™ v.10.0.24 Software licensed to Groundwater Stats Consulting. UG
Hollow symbols indicate censored values.

Within Limit

Prediction Limit

Intrawell Non-parametric

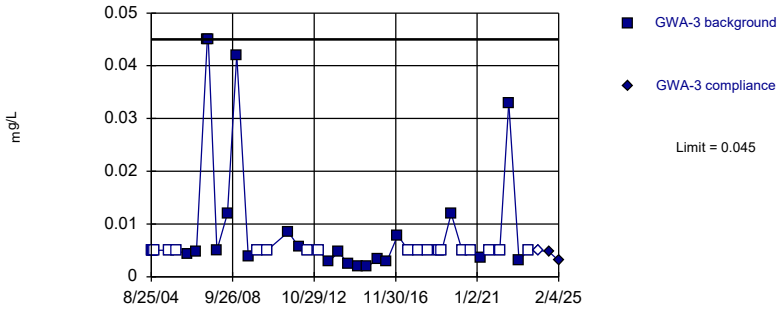

Non-parametric test used in lieu of parametric prediction limit because the Shapiro Wilk normality test showed the data to be non-normal at the 0.01 alpha level. Limit is highest of 42 background values. 47.62% NDs. Well-constituent pair annual alpha = 0.002154. Individual comparison alpha = 0.001077 (1 of 2).

Constituent: Zinc Analysis Run 4/22/2025 10:33 AM View: Appendix I - Intrawell
Plant McIntosh Client: Southern Company Data: McIntosh LF 4

Sanitas™ v.10.0.24 Software licensed to Groundwater Stats Consulting. UG
Hollow symbols indicate censored values.

Within Limit

Prediction Limit

Intrawell Parametric

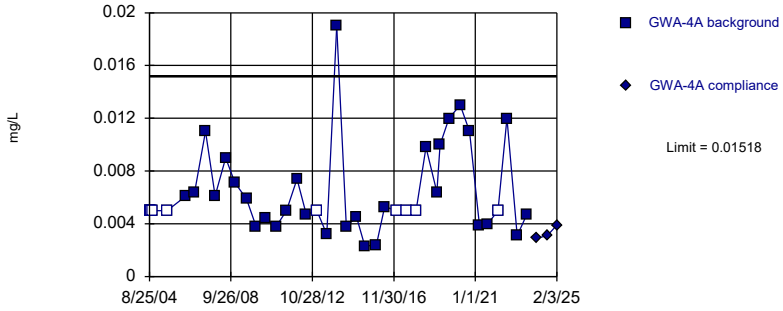

Background Data Summary (based on natural log transformation) (after Kaplan-Meier Adjustment): Mean=-5.376, Std. Dev.=0.5302, n=41, 24.39% NDs. Normality test: Shapiro Wilk @alpha = 0.01, calculated = 0.9443, critical = 0.92. Kappa = 2.24 (c=15, w=9, 1 of 2, event alpha = 0.05132). Report alpha = 0.0003901.

Constituent: Zinc Analysis Run 4/22/2025 10:33 AM View: Appendix I - Intrawell
Plant McIntosh Client: Southern Company Data: McIntosh LF 4

Sanitas™ v.10.0.24 Software licensed to Groundwater Stats Consulting. UG
Hollow symbols indicate censored values.

Within Limit

Prediction Limit

Intrawell Non-parametric

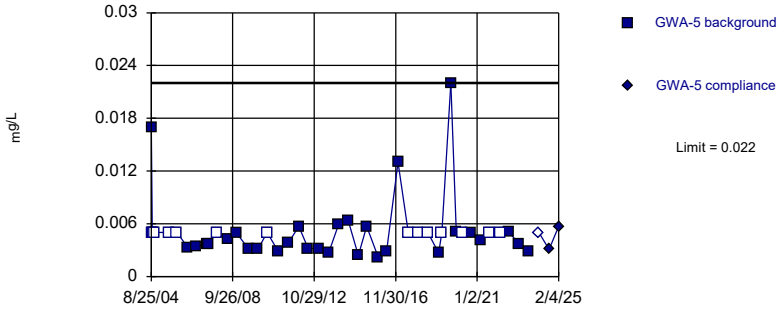

Non-parametric test used in lieu of parametric prediction limit because the Shapiro Wilk normality test showed the data to be non-normal at the 0.01 alpha level. Limit is highest of 44 background values. 31.82% NDs. Well-constituent pair annual alpha = 0.001992. Individual comparison alpha = 0.0009963 (1 of 2).

Constituent: Zinc Analysis Run 4/22/2025 10:33 AM View: Appendix I - Intrawell
Plant McIntosh Client: Southern Company Data: McIntosh LF 4

Sanitas™ v.10.0.24 Software licensed to Groundwater Stats Consulting. UG
Hollow symbols indicate censored values.

Within Limit

Prediction Limit

Intrawell Non-parametric

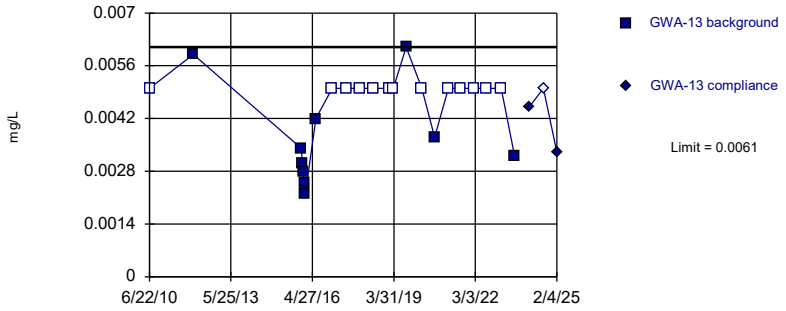

Non-parametric test used in lieu of parametric prediction limit because censored data exceeded 50%. Limit is highest of 23 background values. 56.52% NDs. Well-constituent pair annual alpha = 0.006819. Individual comparison alpha = 0.003415 (1 of 2).

Constituent: Zinc Analysis Run 4/22/2025 10:34 AM View: Appendix I - Intrawell
Plant McIntosh Client: Southern Company Data: McIntosh LF 4

Sanitas™ v.10.0.24 Software licensed to Groundwater Stats Consulting. UG
Hollow symbols indicate censored values.

Within Limit

Prediction Limit

Intrawell Non-parametric

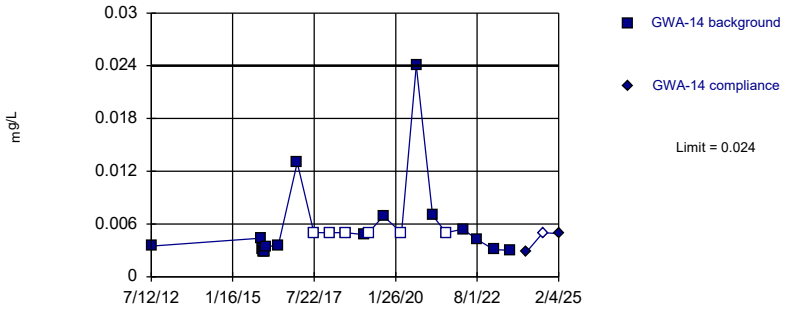

Non-parametric test used in lieu of parametric prediction limit because the Shapiro Wilk normality test showed the data to be non-normal at the 0.01 alpha level. Limit is highest of 22 background values. 27.27% NDs. Well-constituent pair annual alpha = 0.007401. Individual comparison alpha = 0.003707 (1 of 2).

Constituent: Zinc Analysis Run 4/22/2025 10:34 AM View: Appendix I - Intrawell
Plant McIntosh Client: Southern Company Data: McIntosh LF 4

Sanitas™ v.10.0.24 Software licensed to Groundwater Stats Consulting. UG
Hollow symbols indicate censored values.

Within Limit

Prediction Limit

Intrawell Non-parametric

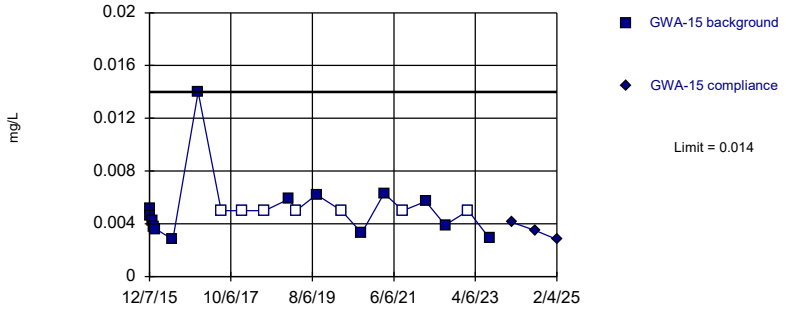

Non-parametric test used in lieu of parametric prediction limit because the Shapiro Wilk normality test showed the data to be non-normal at the 0.01 alpha level. Limit is highest of 21 background values. 33.33% NDs. Well-constituent pair annual alpha = 0.007982. Individual comparison alpha = 0.003999 (1 of 2).

Constituent: Zinc Analysis Run 4/22/2025 10:34 AM View: Appendix I - Intrawell
Plant McIntosh Client: Southern Company Data: McIntosh LF 4

Sanitas™ v.10.0.24 Software licensed to Groundwater Stats Consulting. UG
Hollow symbols indicate censored values.

Within Limit

Prediction Limit

Intrawell Parametric

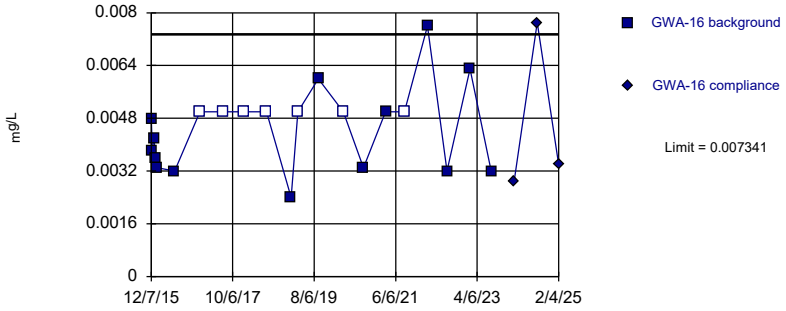

Background Data Summary (after Kaplan-Meier Adjustment): Mean=0.003833, Std. Dev.=0.001425, n=21, 33.33% NDs. Normality test: Shapiro Wilk @alpha = 0.01, calculated = 0.9201, critical = 0.873. Kappa = 2.461 (c=15, w=9, 1 of 2, event alpha = 0.05132). Report alpha = 0.0003901.

Constituent: Zinc Analysis Run 4/22/2025 10:34 AM View: Appendix I - Intrawell
Plant McIntosh Client: Southern Company Data: McIntosh LF 4

Sanitas™ v.10.0.24 Software licensed to Groundwater Stats Consulting. UG
Hollow symbols indicate censored values.

Within Limit

Prediction Limit

Intrawell Non-parametric

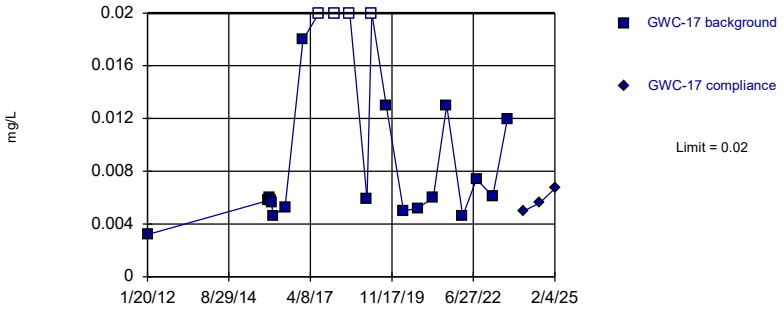

Non-parametric test used in lieu of parametric prediction limit because the Shapiro Wilk normality test showed the data to be non-normal at the 0.01 alpha level. Limit is highest of 22 background values. 18.18% NDs. Well-constituent pair annual alpha = 0.007401. Individual comparison alpha = 0.003707 (1 of 2).

Constituent: Zinc Analysis Run 4/22/2025 10:34 AM View: Appendix I - Intrawell
Plant McIntosh Client: Southern Company Data: McIntosh LF 4

Sanitas™ v.10.0.24 Software licensed to Groundwater Stats Consulting. UG
Hollow symbols indicate censored values.

Within Limit

Prediction Limit

Intrawell Non-parametric

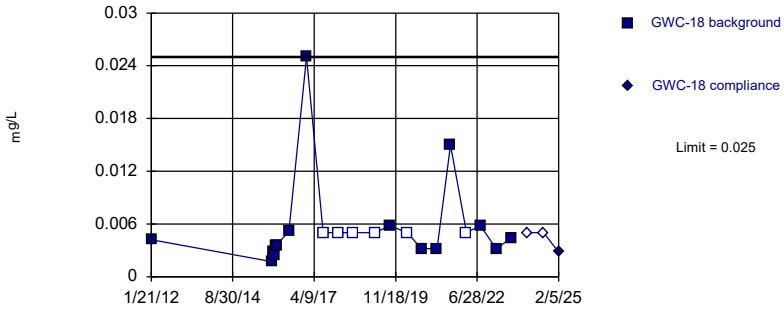

Non-parametric test used in lieu of parametric prediction limit because the Shapiro Wilk normality test showed the data to be non-normal at the 0.01 alpha level. Limit is highest of 21 background values. 28.57% NDs. Well-constituent pair annual alpha = 0.007982. Individual comparison alpha = 0.003999 (1 of 2).

Constituent: Zinc Analysis Run 4/22/2025 10:34 AM View: Appendix I - Intrawell
Plant McIntosh Client: Southern Company Data: McIntosh LF 4

Sanitas™ v.10.0.24 Software licensed to Groundwater Stats Consulting. UG
Hollow symbols indicate censored values.

Within Limit

Prediction Limit

Intrawell Non-parametric

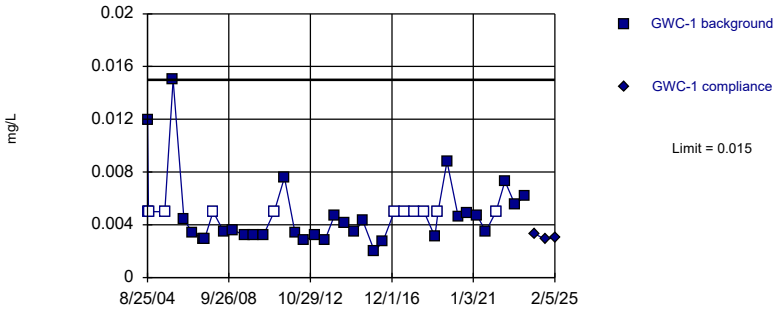

Non-parametric test used in lieu of parametric prediction limit because the Shapiro Wilk normality test showed the data to be non-normal at the 0.01 alpha level. Limit is highest of 42 background values. 26.19% NDs. Well-constituent pair annual alpha = 0.002154. Individual comparison alpha = 0.001077 (1 of 2).

Constituent: Zinc Analysis Run 4/22/2025 10:34 AM View: Appendix I - Intrawell
Plant McIntosh Client: Southern Company Data: McIntosh LF 4

Sanitas™ v.10.0.24 Software licensed to Groundwater Stats Consulting. UG
Hollow symbols indicate censored values.

Within Limit

Prediction Limit

Intrawell Non-parametric

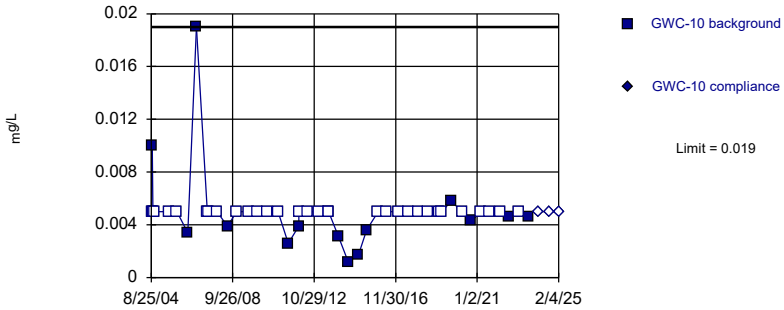

Non-parametric test used in lieu of parametric prediction limit because censored data exceeded 50%. Limit is highest of 45 background values. 68.89% NDs. Well-constituent pair annual alpha = 0.001911. Individual comparison alpha = 0.0009557 (1 of 2).

Constituent: Zinc Analysis Run 4/22/2025 10:34 AM View: Appendix I - Intrawell
Plant McIntosh Client: Southern Company Data: McIntosh LF 4

Sanitas™ v.10.0.24 Software licensed to Groundwater Stats Consulting. UG
Hollow symbols indicate censored values.

Within Limit

Prediction Limit

Intrawell Non-parametric

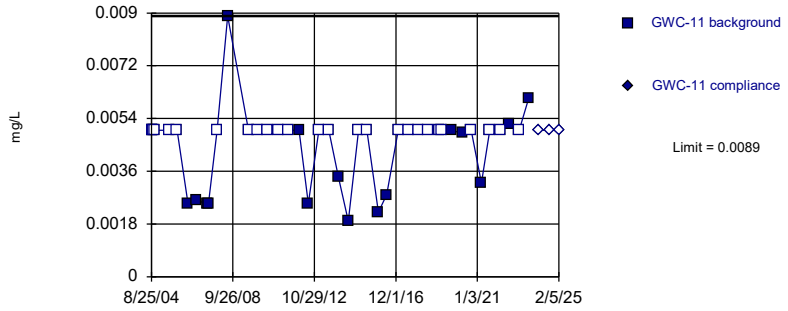

Non-parametric test used in lieu of parametric prediction limit because censored data exceeded 50%. Limit is highest of 42 background values. 61.9% NDs. Well-constituent pair annual alpha = 0.002154. Individual comparison alpha = 0.001077 (1 of 2).

Constituent: Zinc Analysis Run 4/22/2025 10:34 AM View: Appendix I - Intrawell
Plant McIntosh Client: Southern Company Data: McIntosh LF 4

Sanitas™ v.10.0.24 Software licensed to Groundwater Stats Consulting. UG
Hollow symbols indicate censored values.

Within Limit

Prediction Limit

Intrawell Parametric

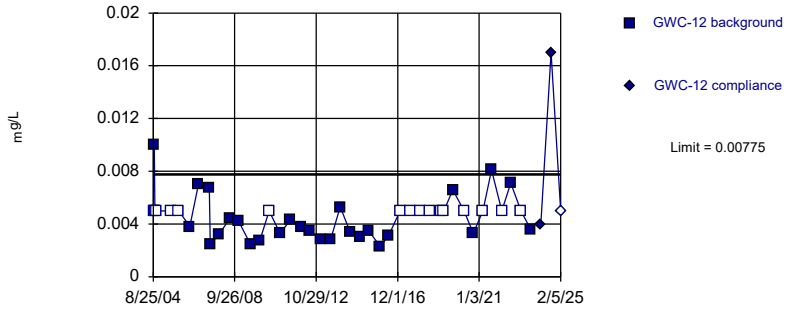

Background Data Summary (based on square root transformation) (after Kaplan-Meier Adjustment): Mean=0.06066, Std. Dev.=0.01228, n=43, 37.21% NDs. Normality test: Shapiro Wilk @alpha = 0.01, calculated = 0.9298, critical = 0.923. Kappa = 2.23 (c=15, w=9, 1 of 2, event alpha = 0.05132). Report alpha = 0.0003901.

Constituent: Zinc Analysis Run 4/22/2025 10:34 AM View: Appendix I - Intrawell
Plant McIntosh Client: Southern Company Data: McIntosh LF 4

Sanitas™ v.10.0.24 Software licensed to Groundwater Stats Consulting. UG
Hollow symbols indicate censored values.

Within Limit

Prediction Limit

Intrawell Non-parametric

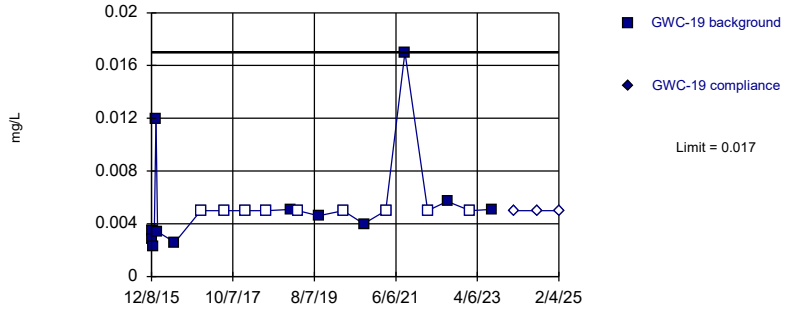

Non-parametric test used in lieu of parametric prediction limit because the Shapiro Wilk normality test showed the data to be non-normal at the 0.01 alpha level. Limit is highest of 21 background values. 42.86% NDs. Well-constituent pair annual alpha = 0.007982. Individual comparison alpha = 0.003999 (1 of 2).

Constituent: Zinc Analysis Run 4/22/2025 10:34 AM View: Appendix I - Intrawell
Plant McIntosh Client: Southern Company Data: McIntosh LF 4

Sanitas™ v.10.0.24 Software licensed to Groundwater Stats Consulting. UG
Hollow symbols indicate censored values.

Within Limit

Prediction Limit

Intrawell Non-parametric

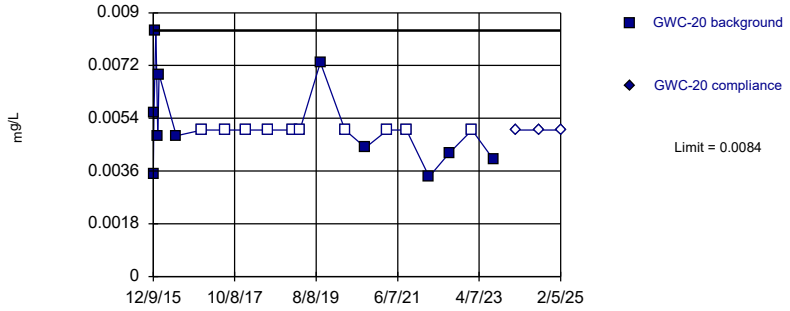

Non-parametric test used in lieu of parametric prediction limit because the Shapiro Wilk normality test showed the data to be non-normal at the 0.01 alpha level. Limit is highest of 21 background values. 47.62% NDs. Well-constituent pair annual alpha = 0.007982. Individual comparison alpha = 0.003999 (1 of 2).

Constituent: Zinc Analysis Run 4/22/2025 10:34 AM View: Appendix I - Intrawell
Plant McIntosh Client: Southern Company Data: McIntosh LF 4

Sanitas™ v.10.0.24 Software licensed to Groundwater Stats Consulting. UG
Hollow symbols indicate censored values.
Within Limit

Prediction Limit

Intrawell Non-parametric

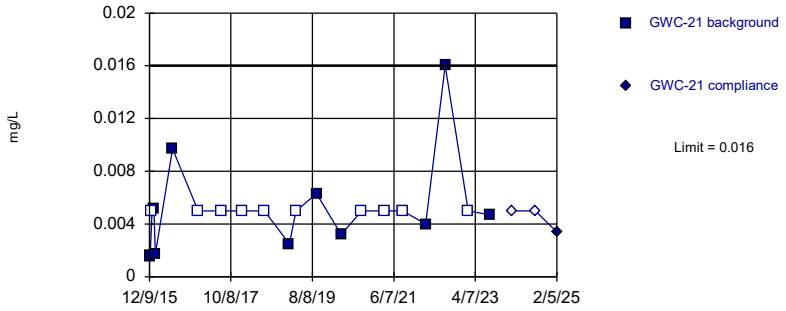

Non-parametric test used in lieu of parametric prediction limit because the Shapiro Wilk normality test showed the data to be non-normal at the 0.01 alpha level. Limit is highest of 21 background values. 47.62% NDs. Well-constituent pair annual alpha = 0.007982. Individual comparison alpha = 0.003999 (1 of 2).

Constituent: Zinc Analysis Run 4/22/2025 10:34 AM View: Appendix I - Intrawell
Plant McIntosh Client: Southern Company Data: McIntosh LF 4

Sanitas™ v.10.0.24 Software licensed to Groundwater Stats Consulting. UG
Hollow symbols indicate censored values.
Within Limit

Prediction Limit

Intrawell Non-parametric

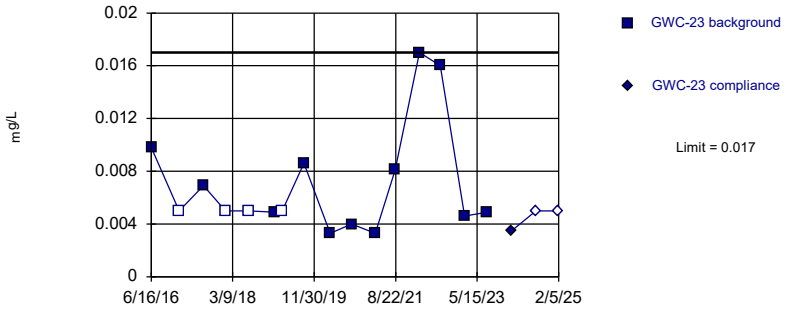

Non-parametric test used in lieu of parametric prediction limit because the Shapiro Wilk normality test showed the data to be non-normal at the 0.05 alpha level. Limit is highest of 16 background values. 25% NDs. Well-constituent pair annual alpha = 0.01287. Individual comparison alpha = 0.006456 (1 of 2).

Constituent: Zinc Analysis Run 4/22/2025 10:34 AM View: Appendix I - Intrawell
Plant McIntosh Client: Southern Company Data: McIntosh LF 4

Sanitas™ v.10.0.24 Software licensed to Groundwater Stats Consulting. UG
Hollow symbols indicate censored values.
Within Limit

Prediction Limit

Intrawell Non-parametric

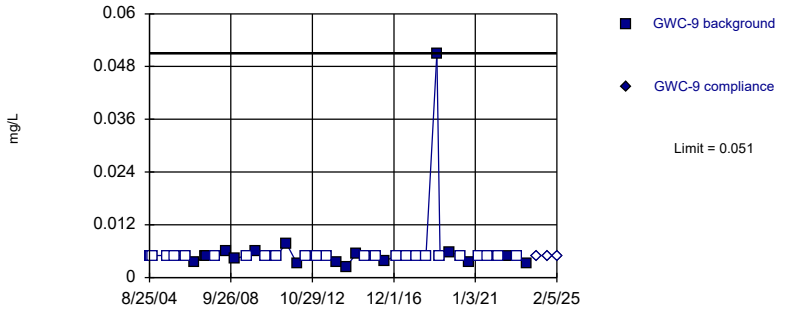

Non-parametric test used in lieu of parametric prediction limit because censored data exceeded 50%. Limit is highest of 43 background values. 60.47% NDs. Well-constituent pair annual alpha = 0.002073. Individual comparison alpha = 0.001037 (1 of 2).

Constituent: Zinc Analysis Run 4/22/2025 10:34 AM View: Appendix I - Intrawell
Plant McIntosh Client: Southern Company Data: McIntosh LF 4

Prediction Limit

Constituent: Antimony (mg/L) Analysis Run 4/22/2025 10:35 AM View: Appendix I - Intrawell

Plant McIntosh Client: Southern Company Data: McIntosh LF 4

	GWA-2	GWA-2
8/25/2004	<0.002	
9/11/2004	<0.002	
9/26/2004	<0.002	
10/13/2004	<0.002	
7/11/2005	<0.002	
12/7/2005	<0.002	
6/23/2006	<0.002	
11/28/2006	<0.002	
6/19/2007	<0.002	
7/6/2007	<0.002	
12/13/2007	<0.002	
6/20/2008	<0.002	
12/7/2008	<0.002	
7/9/2009	<0.002	
12/28/2009	<0.002	
6/22/2010	<0.002	
1/4/2011	<0.002	
7/9/2011	<0.002	
1/21/2012	<0.002	
7/11/2012	<0.002	
1/20/2013	<0.002	
7/19/2013	<0.002	
1/15/2014	<0.002	
7/11/2014	<0.002	
1/16/2015	<0.002	
6/20/2015	<0.002	
1/16/2016	<0.002	
4/19/2016	<0.002	
6/14/2016	<0.002	
8/9/2016	<0.002	
9/26/2016	<0.002	
11/15/2016	<0.002	
1/10/2017	<0.002	
2/28/2017	<0.002	
4/19/2017	<0.002	
7/17/2017	<0.002	
1/10/2018	<0.002	
7/11/2018	<0.002	
1/29/2019	<0.002	
3/27/2019	<0.002	
9/11/2019	<0.002	
4/1/2020	0.0004 (J)	
9/15/2020	<0.002	
3/16/2021	<0.002	
8/17/2021	<0.002	
2/22/2022	<0.002	
8/2/2022	<0.002	
2/7/2023	<0.002	
8/1/2023	<0.002	
2/6/2024		<0.002
8/15/2024		<0.002
2/4/2025		<0.002

ND substitution: RL or RL/2 if <15% NDs.

Prediction Limit

Constituent: Antimony (mg/L) Analysis Run 4/22/2025 10:35 AM View: Appendix I - Intrawell

Plant McIntosh Client: Southern Company Data: McIntosh LF 4

	GWA-3	GWA-3
8/25/2004	<0.002	
9/11/2004	<0.002	
9/26/2004	<0.002	
10/13/2004	<0.002	
7/11/2005	<0.002	
12/7/2005	<0.002	
6/23/2006	<0.002	
11/28/2006	<0.002	
6/19/2007	<0.002	
7/6/2007	<0.002	
12/13/2007	<0.002	
6/20/2008	<0.002	
12/7/2008	<0.002	
7/9/2009	<0.002	
12/28/2009	<0.002	
6/22/2010	<0.002	
1/5/2011	<0.002	
7/9/2011	<0.002	
1/20/2012	<0.002	
7/11/2012	<0.002	
1/19/2013	<0.002	
7/18/2013	<0.002	
1/15/2014	<0.002	
7/11/2014	<0.002	
1/15/2015	<0.002	
6/19/2015	<0.002	
1/16/2016	<0.002	
4/19/2016	<0.002	
6/14/2016	<0.002	
8/9/2016	<0.002	
9/27/2016	<0.002	
11/14/2016	<0.002	
1/10/2017	<0.002	
2/28/2017	<0.002	
4/19/2017	<0.002	
7/18/2017	0.0022 (J)	
1/10/2018	<0.002	
7/11/2018	<0.002	
1/29/2019	<0.002	
3/27/2019	<0.002	
9/11/2019	0.00081 (J)	
4/1/2020	<0.002	
9/15/2020	<0.002	
3/16/2021	<0.002	
8/17/2021	<0.002	
2/22/2022	<0.002	
8/2/2022	<0.002	
2/7/2023	<0.002	
8/2/2023	<0.002	
2/6/2024		<0.002
8/13/2024		<0.002
2/4/2025		<0.002

ND substitution: RL or RL/2 if <15% NDs.

Prediction Limit

Constituent: Antimony (mg/L) Analysis Run 4/22/2025 10:35 AM View: Appendix I - Intrawell

Plant McIntosh Client: Southern Company Data: McIntosh LF 4

	GWA-13	GWA-13
6/22/2010	<0.002	
12/7/2015	<0.002	
12/15/2015	<0.002	
12/29/2015	<0.002	
1/13/2016	<0.002	
1/25/2016	<0.002	
4/20/2016	<0.002	
6/14/2016	<0.002	
8/9/2016	<0.002	
9/27/2016	<0.002	
11/15/2016	<0.002	
1/12/2017	<0.002	
2/28/2017	<0.002	
4/20/2017	<0.002	
7/18/2017	<0.002	
1/10/2018	<0.002	
7/11/2018	<0.002	
1/29/2019	<0.002	
3/26/2019	<0.002	
9/10/2019	0.00052 (J)	
3/31/2020	<0.002	
9/15/2020	<0.002	
3/16/2021	<0.002	
8/18/2021	<0.002	
2/22/2022	<0.002	
8/2/2022	<0.002	
2/6/2023	<0.002	
8/1/2023	<0.002	
2/6/2024		<0.002
8/13/2024		<0.002
2/4/2025		<0.002

ND substitution: RL or RL/2 if <15% NDs.

Prediction Limit

Constituent: Antimony (mg/L) Analysis Run 4/22/2025 10:35 AM View: Appendix I - Intrawell

Plant McIntosh Client: Southern Company Data: McIntosh LF 4

	GWA-14	GWA-14
12/7/2015	<0.002	
12/15/2015	<0.002	
12/29/2015	<0.002	
1/13/2016	<0.002	
1/25/2016	<0.002	
4/20/2016	<0.002	
6/14/2016	<0.002	
8/9/2016	<0.002	
9/27/2016	<0.002	
11/15/2016	<0.002	
1/11/2017	<0.002	
2/28/2017	<0.002	
4/20/2017	<0.002	
7/19/2017	<0.002	
1/11/2018	<0.002	
7/11/2018	<0.002	
1/29/2019	<0.002	
3/26/2019	<0.002	
9/10/2019	<0.002	
4/1/2020	<0.002	
9/15/2020	0.00039 (J)	
3/16/2021	<0.002	
8/17/2021	<0.002	
2/22/2022	<0.002	
8/2/2022	<0.002	
2/7/2023	<0.002	
8/2/2023	<0.002	
2/6/2024		<0.002
8/13/2024		<0.002
2/4/2025		<0.002

ND substitution: RL or RL/2 if <15% NDs.

Prediction Limit

Constituent: Antimony (mg/L) Analysis Run 4/22/2025 10:35 AM View: Appendix I - Intrawell

Plant McIntosh Client: Southern Company Data: McIntosh LF 4

	GWC-18	GWC-18
1/21/2012	<0.002	
12/8/2015	<0.002	
12/14/2015	<0.002	
12/28/2015	<0.002	
1/14/2016	<0.002	
1/26/2016	<0.002	
4/19/2016	<0.002	
6/16/2016	0.00022 (J)	
8/11/2016	<0.002	
9/28/2016	<0.002	
11/16/2016	<0.002	
1/11/2017	<0.002	
3/1/2017	<0.002	
4/25/2017	<0.002	
7/25/2017	<0.002	
1/12/2018	<0.002	
7/11/2018	<0.002	
1/30/2019	<0.002	
3/27/2019	<0.002	
9/11/2019	<0.002	
4/1/2020	<0.002	
9/15/2020	<0.002	
3/17/2021	<0.002	
8/19/2021	<0.002	
2/23/2022	<0.002	
8/2/2022	<0.002	
2/7/2023	<0.002	
8/2/2023	<0.002	
2/7/2024		<0.002
8/14/2024		<0.002
2/5/2025		<0.002

ND substitution: RL or RL/2 if <15% NDs.

Prediction Limit

Constituent: Antimony (mg/L) Analysis Run 4/22/2025 10:35 AM View: Appendix I - Intrawell

Plant McIntosh Client: Southern Company Data: McIntosh LF 4

	GWC-1	GWC-1
8/25/2004	<0.002	
9/11/2004	<0.002	
9/26/2004	<0.002	
7/11/2005	<0.002	
12/7/2005	<0.002	
6/24/2006	<0.002	
11/29/2006	<0.002	
6/20/2007	<0.002	
7/6/2007	<0.002	
12/13/2007	<0.002	
6/20/2008	<0.002	
12/7/2008	<0.002	
7/9/2009	<0.002	
12/28/2009	<0.002	
6/22/2010	<0.002	
1/4/2011	<0.002	
7/9/2011	<0.002	
1/21/2012	<0.002	
7/11/2012	<0.002	
1/20/2013	<0.002	
7/19/2013	<0.002	
1/15/2014	<0.002	
7/11/2014	<0.002	
1/16/2015	<0.002	
6/20/2015	<0.002	
1/16/2016	<0.002	
4/20/2016	<0.002	
6/15/2016	<0.002	
8/10/2016	<0.002	
9/27/2016	<0.002	
11/15/2016	<0.002	
1/12/2017	<0.002	
3/1/2017	<0.002	
4/20/2017	<0.002	
7/19/2017	<0.002	
1/11/2018	<0.002	
7/12/2018	<0.002	
1/30/2019	<0.002	
3/27/2019	<0.002	
9/11/2019	<0.002	
4/1/2020	<0.002	
9/15/2020	<0.002	
3/16/2021	<0.002	
8/18/2021	<0.002	
2/23/2022	<0.002	
8/3/2022	0.00057 (J)	
2/7/2023	<0.002	
8/2/2023	<0.002	
2/7/2024		<0.002
8/14/2024		<0.002
2/5/2025		<0.002

ND substitution: RL or RL/2 if <15% NDs.

Prediction Limit

Constituent: Arsenic (mg/L) Analysis Run 4/22/2025 10:35 AM View: Appendix I - Intrawell

Plant McIntosh Client: Southern Company Data: McIntosh LF 4

	GWA-3	GWA-3
8/25/2004	<0.001	
9/11/2004	<0.001	
9/26/2004	<0.001	
10/13/2004	<0.001	
7/11/2005	<0.001	
12/7/2005	<0.001	
6/23/2006	<0.001	
11/28/2006	<0.001	
6/19/2007	<0.001	
7/6/2007	<0.001	
12/13/2007	<0.001	
6/20/2008	<0.001	
12/7/2008	<0.001	
7/9/2009	<0.001	
12/28/2009	<0.001	
6/22/2010	<0.001	
1/5/2011	0.0089 (O)	
7/9/2011	<0.001	
1/20/2012	<0.001	
7/11/2012	<0.001	
1/19/2013	<0.001	
7/18/2013	<0.001	
1/15/2014	<0.001	
7/11/2014	<0.001	
1/15/2015	<0.001	
6/19/2015	<0.001	
1/16/2016	<0.001	
4/19/2016	<0.001	
6/14/2016	<0.001	
8/9/2016	<0.001	
9/27/2016	<0.001	
11/14/2016	<0.001	
1/10/2017	<0.001	
2/28/2017	0.00061 (J)	
4/19/2017	0.00069 (J)	
7/18/2017	<0.001	
1/10/2018	<0.001	
7/11/2018	<0.001	
1/29/2019	<0.001	
3/27/2019	0.0011 (J)	
9/11/2019	<0.001	
4/1/2020	<0.001	
9/15/2020	<0.001	
3/16/2021	<0.001	
8/17/2021	<0.001	
2/22/2022	<0.001	
8/2/2022	<0.001	
2/7/2023	<0.001	
8/2/2023	<0.001	
2/6/2024		<0.001
8/13/2024		<0.001
2/4/2025		<0.001

ND substitution: RL or RL/2 if <15% NDs.

Prediction Limit

Constituent: Arsenic (mg/L) Analysis Run 4/22/2025 10:35 AM View: Appendix I - Intrawell

Plant McIntosh Client: Southern Company Data: McIntosh LF 4

	GWA-4A	GWA-4A
8/25/2004	<0.001	
9/11/2004	<0.001	
9/26/2004	<0.001	
10/13/2004	<0.001	
7/12/2005	<0.001	
12/8/2005	<0.001	
6/24/2006	<0.001	
11/28/2006	<0.001	
6/19/2007	<0.001	
12/13/2007	<0.001	
6/20/2008	<0.001	
12/7/2008	<0.001	
7/9/2009	<0.001	
12/30/2009	<0.001	
6/22/2010	<0.001	
1/4/2011	<0.001	
7/10/2011	<0.001	
1/21/2012	<0.001	
7/11/2012	<0.001	
1/20/2013	<0.001	
7/19/2013	<0.001	
1/16/2014	<0.001	
7/10/2014	<0.001	
1/16/2015	<0.001	
6/20/2015	<0.001	
1/14/2016	<0.001	
4/20/2016	<0.001	
6/14/2016	0.00016 (J)	
8/11/2016	0.00096 (J)	
9/27/2016	0.0026	
11/14/2016	0.0017	
1/10/2017	0.0021	
2/28/2017	0.0027	
4/20/2017	0.0014	
7/18/2017	0.0012 (J)	
1/10/2018	0.00068 (J)	
7/11/2018	<0.001	
1/29/2019	<0.001	
3/26/2019	0.0005 (J)	
9/10/2019	0.00051 (J)	
3/31/2020	<0.001	
9/16/2020	<0.001	
3/17/2021	<0.001	
8/19/2021	<0.001	
2/23/2022	0.00035 (J)	
8/3/2022	<0.001	
2/7/2023	<0.001	
8/1/2023	<0.001	
2/6/2024		<0.001
8/13/2024		<0.001
2/3/2025		<0.001

ND substitution: RL or RL/2 if <15% NDs.

Prediction Limit

Constituent: Arsenic (mg/L) Analysis Run 4/22/2025 10:35 AM View: Appendix I - Intrawell

Plant McIntosh Client: Southern Company Data: McIntosh LF 4

	GWA-5	GWA-5
8/25/2004	<0.001	
9/11/2004	<0.001	
9/26/2004	<0.001	
10/13/2004	<0.001	
7/12/2005	<0.001	
12/8/2005	<0.001	
6/24/2006	<0.001	
11/28/2006	<0.001	
6/19/2007	<0.001	
7/6/2007	<0.001	
12/14/2007	<0.001	
6/20/2008	<0.001	
12/7/2008	<0.001	
7/9/2009	<0.001	
12/29/2009	<0.001	
6/22/2010	<0.001	
1/4/2011	<0.001	
7/9/2011	<0.001	
1/21/2012	<0.001	
7/11/2012	<0.001	
1/19/2013	<0.001	
7/18/2013	<0.001	
1/15/2014	<0.001	
7/10/2014	<0.001	
1/15/2015	<0.001	
6/19/2015	<0.001	
1/14/2016	<0.001	
4/20/2016	<0.001	
6/14/2016	5E-05 (J)	
8/9/2016	<0.001	
9/27/2016	<0.001	
11/15/2016	<0.001	
1/11/2017	<0.001	
2/28/2017	<0.001	
4/20/2017	<0.001	
7/18/2017	<0.001	
1/10/2018	<0.001	
7/11/2018	<0.001	
1/29/2019	<0.001	
3/26/2019	<0.001	
9/10/2019	0.00035 (J)	
3/31/2020	<0.001	
9/15/2020	<0.001	
3/17/2021	<0.001	
8/19/2021	<0.001	
2/22/2022	<0.001	
8/2/2022	<0.001	
2/7/2023	<0.001	
8/1/2023	<0.001	
2/6/2024		<0.001
8/13/2024		<0.001
2/4/2025		<0.001

ND substitution: RL or RL/2 if <15% NDs.

Prediction Limit

Constituent: Arsenic (mg/L) Analysis Run 4/22/2025 10:35 AM View: Appendix I - Intrawell

Plant McIntosh Client: Southern Company Data: McIntosh LF 4

	GWA-13	GWA-13
6/22/2010	<0.001	
12/7/2015	<0.001	
12/15/2015	<0.001	
12/29/2015	<0.001	
1/13/2016	<0.001	
1/25/2016	<0.001	
4/20/2016	<0.001	
6/14/2016	<0.001	
8/9/2016	<0.001	
9/27/2016	<0.001	
11/15/2016	<0.001	
1/12/2017	<0.001	
2/28/2017	<0.001	
4/20/2017	<0.001	
7/18/2017	<0.001	
1/10/2018	<0.001	
7/11/2018	<0.001	
1/29/2019	<0.001	
3/26/2019	<0.001	
9/10/2019	0.00076 (J)	
3/31/2020	<0.001	
9/15/2020	<0.001	
3/16/2021	<0.001	
8/18/2021	<0.001	
2/22/2022	<0.001	
8/2/2022	<0.001	
2/6/2023	<0.001	
8/1/2023	<0.001	
2/6/2024		<0.001
8/13/2024		<0.001
2/4/2025		<0.001

ND substitution: RL or RL/2 if <15% NDs.

Prediction Limit

Constituent: Arsenic (mg/L) Analysis Run 4/22/2025 10:35 AM View: Appendix I - Intrawell

Plant McIntosh Client: Southern Company Data: McIntosh LF 4

	GWA-14	GWA-14
12/7/2015	<0.001	
12/15/2015	<0.001	
12/29/2015	<0.001	
1/13/2016	<0.001	
1/25/2016	<0.001	
4/20/2016	<0.001	
6/14/2016	<0.001	
8/9/2016	<0.001	
9/27/2016	<0.001	
11/15/2016	<0.001	
1/11/2017	<0.001	
2/28/2017	<0.001	
4/20/2017	<0.001	
7/19/2017	<0.001	
1/11/2018	<0.001	
7/11/2018	<0.001	
1/29/2019	<0.001	
3/26/2019	<0.001	
9/10/2019	0.00043 (J)	
4/1/2020	<0.001	
9/15/2020	<0.001	
3/16/2021	<0.001	
8/17/2021	<0.001	
2/22/2022	<0.001	
8/2/2022	<0.001	
2/7/2023	<0.001	
8/2/2023	<0.001	
2/6/2024		<0.001
8/13/2024		<0.001
2/4/2025		<0.001

ND substitution: RL or RL/2 if <15% NDs.

Prediction Limit

Constituent: Arsenic (mg/L) Analysis Run 4/22/2025 10:35 AM View: Appendix I - Intrawell

Plant McIntosh Client: Southern Company Data: McIntosh LF 4

	GWA-15	GWA-15
12/7/2015	<0.001	
12/15/2015	<0.001	
12/28/2015	<0.001	
1/13/2016	<0.001	
1/25/2016	<0.001	
4/21/2016	<0.001	
6/15/2016	<0.001	
8/9/2016	<0.001	
9/27/2016	<0.001	
11/15/2016	<0.001	
1/11/2017	<0.001	
2/28/2017	<0.001	
4/20/2017	<0.001	
7/19/2017	0.00056 (J)	
1/11/2018	<0.001	
7/11/2018	<0.001	
1/29/2019	<0.001	
3/26/2019	0.00075 (J)	
9/11/2019	0.00033 (J)	
4/1/2020	<0.001	
9/15/2020	<0.001	
3/17/2021	<0.001	
8/19/2021	<0.001	
2/22/2022	<0.001	
8/2/2022	<0.001	
2/7/2023	<0.001	
8/1/2023	<0.001	
2/6/2024		<0.001
8/13/2024		<0.001
2/4/2025		<0.001

ND substitution: RL or RL/2 if <15% NDs.

Prediction Limit

Constituent: Arsenic (mg/L) Analysis Run 4/22/2025 10:35 AM View: Appendix I - Intrawell

Plant McIntosh Client: Southern Company Data: McIntosh LF 4

	GWA-16	GWA-16
12/7/2015	<0.001	
12/14/2015	<0.001	
12/28/2015	<0.001	
1/13/2016	<0.001	
1/25/2016	<0.001	
4/20/2016	<0.001	
6/15/2016	<0.001	
8/9/2016	<0.001	
9/27/2016	<0.001	
11/15/2016	<0.001	
1/11/2017	<0.001	
3/1/2017	<0.001	
4/20/2017	<0.001	
7/19/2017	<0.001	
1/11/2018	<0.001	
7/11/2018	<0.001	
1/29/2019	<0.001	
3/26/2019	<0.001	
9/10/2019	0.00036 (J)	
4/1/2020	<0.001	
9/15/2020	<0.001	
3/16/2021	<0.001	
8/17/2021	<0.001	
2/22/2022	<0.001	
8/2/2022	<0.001	
2/7/2023	<0.001	
8/1/2023	<0.001	
2/6/2024		<0.001
8/13/2024		<0.001
2/4/2025		<0.001

ND substitution: RL or RL/2 if <15% NDs.

Prediction Limit

Constituent: Arsenic (mg/L) Analysis Run 4/22/2025 10:35 AM View: Appendix I - Intrawell

Plant McIntosh Client: Southern Company Data: McIntosh LF 4

	GWC-17	GWC-17
1/20/2012	<0.001	
12/8/2015	<0.001	
12/14/2015	<0.001	
12/28/2015	<0.001	
1/13/2016	<0.001	
1/26/2016	<0.001	
4/20/2016	<0.001	
6/15/2016	0.00015 (J)	
8/9/2016	<0.001	
9/27/2016	<0.001	
11/15/2016	<0.001	
1/11/2017	<0.001	
3/1/2017	<0.001	
4/20/2017	<0.001	
7/19/2017	0.00047 (J)	
1/11/2018	<0.001	
7/11/2018	<0.001	
1/29/2019	<0.001	
3/27/2019	0.00097 (J)	
9/11/2019	0.00038 (J)	
4/1/2020	<0.001	
9/15/2020	<0.001	
3/16/2021	<0.001	
8/19/2021	<0.001	
2/22/2022	<0.001	
8/2/2022	<0.001	
2/8/2023	<0.001	
8/2/2023	<0.001	
2/6/2024		<0.001
8/13/2024		<0.001
2/4/2025		<0.001

ND substitution: RL or RL/2 if <15% NDs.

Prediction Limit

Constituent: Arsenic (mg/L) Analysis Run 4/22/2025 10:35 AM View: Appendix I - Intrawell

Plant McIntosh Client: Southern Company Data: McIntosh LF 4

	GWC-18	GWC-18
1/21/2012	<0.005	
12/8/2015	<0.005	
12/14/2015	<0.005	
12/28/2015	<0.005	
1/14/2016	<0.005	
1/26/2016	<0.005	
4/19/2016	0.00112 (J)	
6/16/2016	0.0011 (J)	
8/11/2016	0.001 (J)	
9/28/2016	0.00062 (J)	
11/16/2016	0.00046 (J)	
1/11/2017	0.00093 (J)	
3/1/2017	0.0006 (J)	
4/25/2017	0.0011 (J)	
7/25/2017	0.001 (J)	
1/12/2018	0.00095 (J)	
7/11/2018	0.0007 (J)	
1/30/2019	0.0011 (J)	
3/27/2019	0.0019	
9/11/2019	0.0012	
4/1/2020	0.00067	
9/15/2020	0.00076 (J)	
3/17/2021	0.00072 (J)	
8/19/2021	0.00059 (J)	
2/23/2022	0.00098 (J)	
8/2/2022	0.0009 (J)	
2/7/2023	0.0011	
8/2/2023	0.001	
2/7/2024		0.0018
8/14/2024		0.0014
2/5/2025		0.00089 (J)

ND substitution: RL or RL/2 if <15% NDs.

Prediction Limit

Constituent: Arsenic (mg/L) Analysis Run 4/22/2025 10:35 AM View: Appendix I - Intrawell

Plant McIntosh Client: Southern Company Data: McIntosh LF 4

	GWC-1	GWC-1
8/25/2004	<0.001	
9/11/2004	<0.001	
9/26/2004	<0.001	
7/11/2005	<0.001	
12/7/2005	<0.001	
6/24/2006	<0.001	
11/29/2006	<0.001	
6/20/2007	<0.001	
7/6/2007	<0.001	
12/13/2007	<0.001	
6/20/2008	<0.001	
12/7/2008	<0.001	
7/9/2009	<0.001	
12/28/2009	<0.001	
6/22/2010	<0.001	
1/4/2011	<0.001	
7/9/2011	<0.001	
1/21/2012	<0.001	
7/11/2012	<0.001	
1/20/2013	<0.001	
7/19/2013	<0.001	
1/15/2014	<0.001	
7/11/2014	<0.001	
1/16/2015	<0.001	
6/20/2015	<0.001	
1/16/2016	<0.001	
4/20/2016	<0.001	
6/15/2016	<0.001	
8/10/2016	<0.001	
9/27/2016	<0.001	
11/15/2016	<0.001	
1/12/2017	<0.001	
3/1/2017	<0.001	
4/20/2017	<0.001	
7/19/2017	<0.001	
1/11/2018	<0.001	
7/12/2018	<0.001	
1/30/2019	<0.001	
3/27/2019	<0.001	
9/11/2019	<0.001	
4/1/2020	<0.001	
9/15/2020	<0.001	
3/16/2021	<0.001	
8/18/2021	0.0004 (J)	
2/23/2022	<0.001	
8/3/2022	<0.001	
2/7/2023	<0.001	
8/2/2023	<0.001	
2/7/2024		<0.001
8/14/2024		<0.001
2/5/2025		<0.001

ND substitution: RL or RL/2 if <15% NDs.

Prediction Limit

Constituent: Arsenic (mg/L) Analysis Run 4/22/2025 10:35 AM View: Appendix I - Intrawell

Plant McIntosh Client: Southern Company Data: McIntosh LF 4

	GWC-10	GWC-10
8/25/2004	<0.001	
9/11/2004	<0.001	
9/26/2004	<0.001	
10/13/2004	<0.001	
7/12/2005	<0.001	
12/7/2005	<0.001	
6/24/2006	<0.001	
11/29/2006	<0.001	
6/20/2007	<0.001	
7/6/2007	<0.001	
12/13/2007	<0.001	
6/20/2008	<0.001	
12/7/2008	<0.001	
7/10/2009	<0.001	
12/29/2009	<0.001	
6/22/2010	<0.001	
1/4/2011	<0.001	
7/10/2011	<0.001	
1/21/2012	<0.001	
7/11/2012	<0.001	
1/20/2013	<0.001	
7/19/2013	<0.001	
1/16/2014	<0.001	
7/10/2014	<0.001	
1/16/2015	<0.001	
6/20/2015	<0.001	
1/16/2016	<0.001	
4/21/2016	<0.001	
6/16/2016	0.0004 (J)	
8/10/2016	<0.001	
9/27/2016	<0.001	
11/15/2016	<0.001	
1/12/2017	0.00077 (J)	
3/1/2017	<0.001	
4/24/2017	<0.001	
7/24/2017	<0.001	
1/11/2018	0.00046 (J)	
7/12/2018	<0.001	
1/30/2019	0.00082 (J)	
3/27/2019	0.0013	
9/11/2019	0.00082 (J)	
4/1/2020	0.00055 (J)	
9/15/2020	0.00041 (J)	
3/16/2021	0.00069 (J)	
8/18/2021	0.00045 (J)	
2/23/2022	0.00048 (J)	
8/3/2022	0.00052 (J)	
2/8/2023	<0.001	
8/2/2023	<0.001	
2/7/2024		0.0013
8/14/2024		0.00099 (J)
2/4/2025		<0.001

ND substitution: RL or RL/2 if <15% NDs.

Prediction Limit

Constituent: Arsenic (mg/L) Analysis Run 4/22/2025 10:35 AM View: Appendix I - Intrawell

Plant McIntosh Client: Southern Company Data: McIntosh LF 4

	GWC-11	GWC-11
8/25/2004	<0.005	
9/11/2004	<0.005	
9/26/2004	<0.005	
10/13/2004	<0.005	
7/12/2005	<0.005	
12/7/2005	<0.005	
6/25/2006	<0.005	
11/28/2006	<0.005	
6/21/2007	<0.005	
7/6/2007	<0.005	
12/14/2007	<0.005	
6/20/2008	<0.005	
12/7/2008	<0.005	
7/10/2009	<0.005	
12/29/2009	<0.005	
6/22/2010	<0.005	
1/5/2011	<0.005	
7/9/2011	<0.005	
1/21/2012	<0.005	
7/11/2012	<0.005	
1/19/2013	<0.005	
7/19/2013	<0.005	
1/15/2014	<0.005	
7/11/2014	<0.005	
1/16/2015	<0.005	
6/20/2015	<0.005	
1/14/2016	<0.005	
4/20/2016	0.00117 (J)	
6/15/2016	0.0013 (J)	
8/10/2016	0.0013	
9/27/2016	0.0011 (J)	
11/15/2016	0.001 (J)	
1/12/2017	0.0016	
3/1/2017	0.00092 (J)	
4/24/2017	0.0011 (J)	
7/24/2017	0.00086 (J)	
1/11/2018	0.0012 (J)	
7/12/2018	0.001 (J)	
1/30/2019	0.0015	
3/27/2019	0.0013	
9/11/2019	0.0017	
4/2/2020	0.0014	
9/15/2020	0.0011	
3/17/2021	0.0014	
8/18/2021	0.0013	
2/23/2022	0.0013	
8/2/2022	0.0013	
2/8/2023	0.0017	
8/2/2023	0.0014	
2/7/2024		0.002
8/14/2024		0.0018
2/5/2025		0.0013

ND substitution: RL or RL/2 if <15% NDs.

Prediction Limit

Constituent: Arsenic (mg/L) Analysis Run 4/22/2025 10:35 AM View: Appendix I - Intrawell

Plant McIntosh Client: Southern Company Data: McIntosh LF 4

	GWC-12	GWC-12
8/25/2004	<0.001	
9/11/2004	<0.001	
9/26/2004	<0.001	
10/13/2004	<0.001	
7/11/2005	<0.001	
12/7/2005	<0.001	
6/24/2006	<0.001	
11/28/2006	<0.001	
6/20/2007	<0.001	
7/6/2007	<0.001	
12/13/2007	<0.001	
6/20/2008	<0.001	
12/7/2008	<0.001	
7/10/2009	<0.001	
12/28/2009	<0.001	
6/22/2010	<0.001	
1/4/2011	<0.001	
7/9/2011	<0.001	
1/20/2012	<0.001	
7/11/2012	<0.001	
1/19/2013	<0.001	
7/18/2013	<0.001	
1/15/2014	<0.001	
7/11/2014	<0.001	
1/15/2015	<0.001	
6/19/2015	<0.001	
1/16/2016	<0.001	
4/20/2016	<0.001	
6/15/2016	<0.001	
8/10/2016	<0.001	
9/27/2016	<0.001	
11/15/2016	<0.001	
1/12/2017	0.00062 (J)	
3/1/2017	<0.001	
4/20/2017	<0.001	
7/20/2017	0.00053 (J)	
1/11/2018	<0.001	
7/12/2018	<0.001	
1/30/2019	<0.001	
3/27/2019	0.0011 (J)	
9/11/2019	0.00032 (J)	
4/1/2020	<0.001	
9/16/2020	<0.001	
3/16/2021	<0.001	
8/18/2021	<0.001	
2/23/2022	<0.001	
8/3/2022	<0.001	
2/7/2023	<0.001	
8/2/2023	<0.001	
2/8/2024		<0.001
8/14/2024		<0.001
2/5/2025		<0.001

ND substitution: RL or RL/2 if <15% NDs.

Prediction Limit

Constituent: Arsenic (mg/L) Analysis Run 4/22/2025 10:35 AM View: Appendix I - Intrawell

Plant McIntosh Client: Southern Company Data: McIntosh LF 4

	GWC-19	GWC-19
12/8/2015	<0.001	
12/15/2015	<0.001	
12/28/2015	<0.001	
1/14/2016	<0.001	
1/26/2016	<0.001	
4/19/2016	<0.001	
6/16/2016	0.00026 (J)	
8/10/2016	<0.001	
9/28/2016	<0.001	
11/15/2016	<0.001	
1/16/2017	0.00067 (J)	
3/1/2017	<0.001	
4/25/2017	<0.001	
7/25/2017	<0.001	
1/12/2018	<0.001	
7/11/2018	<0.001	
1/29/2019	<0.001	
3/27/2019	<0.001	
9/11/2019	0.00057 (J)	
4/1/2020	<0.001	
9/16/2020	<0.001	
3/16/2021	<0.001	
8/19/2021	<0.001	
2/23/2022	0.00028 (J)	
8/3/2022	<0.001	
2/8/2023	<0.001	
8/2/2023	<0.001	
2/7/2024		0.00092 (J)
8/14/2024		<0.001
2/4/2025		<0.001

ND substitution: RL or RL/2 if <15% NDs.

Prediction Limit

Constituent: Arsenic (mg/L) Analysis Run 4/22/2025 10:35 AM View: Appendix I - Intrawell

Plant McIntosh Client: Southern Company Data: McIntosh LF 4

	GWC-20	GWC-20
12/9/2015	<0.001	
12/14/2015	<0.001	
12/29/2015	<0.001	
1/14/2016	<0.001	
1/25/2016	<0.001	
4/21/2016	<0.001	
6/16/2016	0.00014 (J)	
8/10/2016	<0.001	
9/27/2016	<0.001	
11/15/2016	<0.001	
1/13/2017	<0.001	
3/1/2017	<0.001	
4/25/2017	0.00046 (J)	
7/25/2017	<0.001	
1/12/2018	<0.001	
7/11/2018	<0.001	
1/29/2019	<0.001	
3/27/2019	<0.001	
9/11/2019	0.00066 (J)	
4/1/2020	<0.001	
9/15/2020	<0.001	
3/16/2021	<0.001	
8/19/2021	<0.001	
2/22/2022	<0.001	
8/3/2022	<0.001	
2/8/2023	<0.001	
8/2/2023	<0.001	
2/7/2024		<0.001
8/14/2024		<0.001
2/5/2025		<0.001

ND substitution: RL or RL/2 if <15% NDs.

Prediction Limit

Constituent: Arsenic (mg/L) Analysis Run 4/22/2025 10:35 AM View: Appendix I - Intrawell

Plant McIntosh Client: Southern Company Data: McIntosh LF 4

	GWC-21	GWC-21
12/9/2015	<0.001	
12/14/2015	<0.001	
12/29/2015	0.0022 (J)	
1/14/2016	0.002 (J)	
1/25/2016	<0.001	
4/21/2016	<0.001	
6/16/2016	0.00046 (J)	
8/10/2016	<0.001	
9/27/2016	0.00084 (J)	
11/15/2016	<0.001	
1/12/2017	<0.001	
3/1/2017	<0.001	
4/24/2017	<0.001	
7/25/2017	<0.001	
1/11/2018	<0.001	
7/11/2018	<0.001	
1/30/2019	<0.001	
3/27/2019	0.00074 (J)	
9/11/2019	0.00064 (J)	
4/1/2020	<0.001	
9/15/2020	<0.001	
3/17/2021	<0.001	
8/19/2021	<0.001	
2/23/2022	<0.001	
8/4/2022	<0.001	
2/8/2023	<0.001	
8/3/2023	<0.001	
2/7/2024		<0.001
8/14/2024		<0.001
2/5/2025		<0.001

ND substitution: RL or RL/2 if <15% NDs.

Prediction Limit

Constituent: Arsenic (mg/L) Analysis Run 4/22/2025 10:35 AM View: Appendix I - Intrawell

Plant McIntosh Client: Southern Company Data: McIntosh LF 4

	GWC-23	GWC-23
6/16/2016	0.00043 (J)	
8/10/2016	0.0021	
9/28/2016	0.0011 (J)	
11/16/2016	0.0011 (J)	
1/17/2017	0.00064 (J)	
3/2/2017	<0.001	
4/25/2017	0.0007 (J)	
7/13/2017	<0.001	
7/25/2017	<0.001	
1/12/2018	<0.001	
7/12/2018	<0.001	
1/30/2019	0.00034 (J)	
3/27/2019	0.00079 (J)	
9/11/2019	0.00051 (J)	
4/1/2020	<0.001	
9/15/2020	<0.001	
3/17/2021	<0.001	
8/19/2021	<0.001	
2/23/2022	<0.001	
8/4/2022	0.00053 (J)	
2/8/2023	<0.001	
8/3/2023	<0.001	
2/7/2024		<0.001
8/14/2024		<0.001
2/5/2025		<0.001

ND substitution: RL or RL/2 if <15% NDs.

Prediction Limit

Constituent: Arsenic (mg/L) Analysis Run 4/22/2025 10:35 AM View: Appendix I - Intrawell

Plant McIntosh Client: Southern Company Data: McIntosh LF 4

	GWC-9	GWC-9
8/25/2004	<0.001	
9/11/2004	<0.001	
9/26/2004	<0.001	
10/13/2004	<0.001	
7/12/2005	<0.001	
12/8/2005	<0.001	
6/25/2006	<0.001	
11/29/2006	<0.001	
6/20/2007	<0.001	
7/6/2007	<0.001	
12/13/2007	<0.001	
6/20/2008	<0.001	
12/7/2008	<0.001	
7/9/2009	<0.001	
12/29/2009	<0.001	
6/22/2010	<0.001	
1/5/2011	<0.001	
7/9/2011	<0.001	
1/21/2012	<0.001	
7/11/2012	<0.001	
1/19/2013	<0.001	
7/18/2013	<0.001	
1/15/2014	<0.001	
7/10/2014	<0.001	
1/16/2015	<0.001	
6/20/2015	<0.001	
1/14/2016	<0.001	
4/19/2016	<0.001	
6/15/2016	<0.001	
8/10/2016	<0.001	
9/27/2016	<0.001	
11/15/2016	<0.001	
1/13/2017	0.00055 (J)	
3/1/2017	<0.001	
4/24/2017	<0.001	
7/24/2017	<0.001	
1/12/2018	<0.001	
7/12/2018	<0.001	
1/30/2019	<0.001	
3/27/2019	0.00073 (J)	
9/11/2019	0.00044 (J)	
4/1/2020	<0.001	
9/16/2020	<0.001	
3/17/2021	<0.001	
8/19/2021	<0.001	
2/23/2022	<0.001	
8/3/2022	<0.001	
2/8/2023	<0.001	
8/2/2023	<0.001	
2/7/2024		0.00095 (J)
8/14/2024		<0.001
2/5/2025		<0.001

ND substitution: RL or RL/2 if <15% NDs.

Prediction Limit

Constituent: Barium (mg/L) Analysis Run 4/22/2025 10:35 AM View: Appendix I - Intrawell

Plant McIntosh Client: Southern Company Data: McIntosh LF 4

	GWA-2	GWA-2
8/25/2004	0.018	
9/11/2004	0.019	
9/26/2004	0.02	
10/13/2004	0.017	
7/11/2005	0.012	
12/7/2005	0.014	
6/23/2006	0.018	
11/28/2006	0.015	
6/19/2007	0.014	
7/6/2007	0.014	
12/13/2007	0.014	
6/20/2008	0.018	
12/7/2008	0.013	
7/9/2009	0.019	
12/28/2009	0.012	
6/22/2010	0.02	
1/4/2011	0.02	
7/9/2011	0.028	
1/21/2012	0.026	
7/11/2012	0.038	
1/20/2013	0.025	
7/19/2013	0.018	
1/15/2014	0.026	
7/11/2014	0.029	
1/16/2015	0.021	
6/20/2015	0.031	
1/16/2016	0.031	
4/19/2016	0.0305	
6/14/2016	0.03	
8/9/2016	0.032	
9/26/2016	0.031	
11/15/2016	0.033	
1/10/2017	0.031	
2/28/2017	0.033	
4/19/2017	0.032	
7/17/2017	0.033	
1/10/2018	0.034	
7/11/2018	0.035	
1/29/2019	0.034	
3/27/2019	0.03	
9/11/2019	0.034	
4/1/2020	0.037	
9/15/2020	0.036	
3/16/2021	0.035	
8/17/2021	0.037	
2/22/2022	0.038	
8/2/2022	0.032	
2/7/2023	0.033	
8/1/2023	0.037	
2/6/2024		0.038
8/15/2024		0.036
2/4/2025		0.045

Prediction Limit

Constituent: Barium (mg/L) Analysis Run 4/22/2025 10:35 AM View: Appendix I - Intrawell

Plant McIntosh Client: Southern Company Data: McIntosh LF 4

	GWA-3	GWA-3
8/25/2004	0.025	
9/11/2004	0.015	
9/26/2004	0.017	
10/13/2004	0.017	
7/11/2005	0.012	
12/7/2005	0.012	
6/23/2006	0.016	
11/28/2006	0.017	
6/19/2007	0.1 (o)	
7/6/2007	0.1 (O)	
12/13/2007	0.01	
6/20/2008	0.026	
12/7/2008	0.097 (O)	
7/9/2009	0.01	
12/28/2009	0.0091	
6/22/2010	0.011	
1/5/2011	0.21 (O)	
7/9/2011	0.035	
1/20/2012	0.021	
7/11/2012	0.009	
1/19/2013	0.01	
7/18/2013	0.014	
1/15/2014	0.016	
7/11/2014	0.016	
1/15/2015	0.014	
6/19/2015	0.013	
1/16/2016	0.021	
4/19/2016	0.0217	
6/14/2016	0.024	
8/9/2016	0.023	
9/27/2016	0.016	
11/14/2016	0.014	
1/10/2017	0.015	
2/28/2017	0.017	
4/19/2017	0.013	
7/18/2017	0.012	
1/10/2018	0.016	
7/11/2018	0.015	
1/29/2019	0.017	
3/27/2019	0.014	
9/11/2019	0.015	
4/1/2020	0.014	
9/15/2020	0.015	
3/16/2021	0.015	
8/17/2021	0.015	
2/22/2022	0.015	
8/2/2022	0.012	
2/7/2023	0.012	
8/2/2023	0.015	
2/6/2024		0.012
8/13/2024		0.014
2/4/2025		0.012

Prediction Limit

Constituent: Barium (mg/L) Analysis Run 4/22/2025 10:35 AM View: Appendix I - Intrawell

Plant McIntosh Client: Southern Company Data: McIntosh LF 4

	GWA-4A	GWA-4A
8/25/2004	0.0096	
9/11/2004	0.024	
9/26/2004	0.027	
10/13/2004	0.022	
7/12/2005	0.029	
12/8/2005	0.023	
6/24/2006	0.026	
11/28/2006	0.039	
6/19/2007	0.037	
12/13/2007	0.029	
6/20/2008	0.037	
12/7/2008	0.025	
7/9/2009	0.028	
12/30/2009	0.017	
6/22/2010	0.032	
1/4/2011	0.02	
7/10/2011	0.032	
1/21/2012	0.026	
7/11/2012	0.023	
1/20/2013	0.011	
7/19/2013	0.018	
1/16/2014	0.015	
7/10/2014	0.025	
1/16/2015	0.022	
6/20/2015	0.015	
1/14/2016	0.016	
4/20/2016	0.0234	
6/14/2016	0.019	
8/11/2016	0.024	
9/27/2016	0.035	
11/14/2016	0.034	
1/10/2017	0.021	
2/28/2017	0.021	
4/20/2017	0.019	
7/18/2017	0.018	
1/10/2018	0.021	
7/11/2018	0.029	
1/29/2019	0.025	
3/26/2019	0.023	
9/10/2019	0.026	
3/31/2020	0.017	
9/16/2020	0.016	
3/17/2021	0.014	
8/19/2021	0.013	
2/23/2022	0.015	
8/3/2022	0.032	
2/7/2023	0.015	
8/1/2023	0.016	
2/6/2024		0.019
8/13/2024		0.016
2/3/2025		0.022

Prediction Limit

Constituent: Barium (mg/L) Analysis Run 4/22/2025 10:35 AM View: Appendix I - Intrawell

Plant McIntosh Client: Southern Company Data: McIntosh LF 4

	GWA-5	GWA-5
8/25/2004	0.016	
9/11/2004	0.02	
9/26/2004	0.016	
10/13/2004	0.014	
7/12/2005	0.014	
12/8/2005	0.014	
6/24/2006	0.019	
11/28/2006	0.016	
6/19/2007	0.018	
7/6/2007	0.018	
12/14/2007	0.015	
6/20/2008	0.018	
12/7/2008	0.016	
7/9/2009	0.019	
12/29/2009	0.02	
6/22/2010	0.027	
1/4/2011	0.025	
7/9/2011	0.022	
1/21/2012	0.024	
7/11/2012	0.024	
1/19/2013	0.026	
7/18/2013	0.024	
1/15/2014	0.026	
7/10/2014	0.036	
1/15/2015	0.035	
6/19/2015	0.066	
1/14/2016	0.059	
4/20/2016	0.0553	
6/14/2016	0.035	
8/9/2016	0.035	
9/27/2016	0.038	
11/15/2016	0.039	
1/11/2017	0.037	
2/28/2017	0.042	
4/20/2017	0.04	
7/18/2017	0.04	
1/10/2018	0.048	
7/11/2018	0.044	
1/29/2019	0.05	
3/26/2019	0.046	
9/10/2019	0.044	
3/31/2020	0.044	
9/15/2020	0.041	
3/17/2021	0.04	
8/19/2021	0.038	
2/22/2022	0.041	
8/2/2022	0.043	
2/7/2023	0.039	
8/1/2023	0.041	
2/6/2024		0.039
8/13/2024		0.036
2/4/2025		0.035

Prediction Limit

Constituent: Barium (mg/L) Analysis Run 4/22/2025 10:35 AM View: Appendix I - Intrawell

Plant McIntosh Client: Southern Company Data: McIntosh LF 4

	GWA-13	GWA-13
6/22/2010	0.0083	
1/20/2012	0.051	
12/7/2015	0.015	
12/15/2015	0.015	
12/29/2015	0.016	
1/13/2016	0.017	
1/25/2016	0.017	
4/20/2016	0.0144	
6/14/2016	0.015	
8/9/2016	0.013	
9/27/2016	0.015	
11/15/2016	0.015	
1/12/2017	0.012	
2/28/2017	0.016	
4/20/2017	0.015	
7/18/2017	0.015	
1/10/2018	0.015	
7/11/2018	0.015	
1/29/2019	0.019	
3/26/2019	0.016	
9/10/2019	0.03	
3/31/2020	0.015	
9/15/2020	0.014	
3/16/2021	0.018	
8/18/2021	0.018	
2/22/2022	0.019	
8/2/2022	0.016	
2/6/2023	0.016	
8/1/2023	0.019	
2/6/2024		0.019
8/13/2024		0.019
2/4/2025		0.023

Prediction Limit

Constituent: Barium (mg/L) Analysis Run 4/22/2025 10:35 AM View: Appendix I - Intrawell

Plant McIntosh Client: Southern Company Data: McIntosh LF 4

	GWA-14	GWA-14
7/12/2012	0.077	
12/7/2015	0.018	
12/15/2015	0.017	
12/29/2015	0.018	
1/13/2016	0.018	
1/25/2016	0.018	
4/20/2016	0.0143	
6/14/2016	0.012	
8/9/2016	0.011	
9/27/2016	0.01	
11/15/2016	0.012	
1/11/2017	0.011	
2/28/2017	0.011	
4/20/2017	0.011	
7/19/2017	0.012	
1/11/2018	0.012	
7/11/2018	0.012	
1/29/2019	0.013	
3/26/2019	0.012	
9/10/2019	0.016	
4/1/2020	0.013	
9/15/2020	0.012	
3/16/2021	0.013	
8/17/2021	0.014	
2/22/2022	0.014	
8/2/2022	0.014	
2/7/2023	0.014	
8/2/2023	0.014	
2/6/2024		0.016
8/13/2024		0.017
2/4/2025		0.019

Prediction Limit

Constituent: Barium (mg/L) Analysis Run 4/22/2025 10:35 AM View: Appendix I - Intrawell

Plant McIntosh Client: Southern Company Data: McIntosh LF 4

	GWA-15	GWA-15
12/7/2015	0.027	
12/15/2015	0.028	
12/28/2015	0.026	
1/13/2016	0.026	
1/25/2016	0.027	
4/21/2016	0.0262	
6/15/2016	0.024	
8/9/2016	0.023	
9/27/2016	0.023	
11/15/2016	0.023	
1/11/2017	0.022	
2/28/2017	0.023	
4/20/2017	0.024	
7/19/2017	0.025	
1/11/2018	0.023	
7/11/2018	0.025	
1/29/2019	0.027	
3/26/2019	0.028	
9/11/2019	0.023	
4/1/2020	0.026	
9/15/2020	0.023	
3/17/2021	0.028	
8/19/2021	0.022	
2/22/2022	0.026	
8/2/2022	0.023	
2/7/2023	0.025	
8/1/2023	0.024	
2/6/2024		0.029
8/13/2024		0.026
2/4/2025		0.028

Prediction Limit

Constituent: Barium (mg/L) Analysis Run 4/22/2025 10:35 AM View: Appendix I - Intrawell

Plant McIntosh Client: Southern Company Data: McIntosh LF 4

	GWA-16	GWA-16
12/7/2015	0.027	
12/14/2015	0.028	
12/28/2015	0.029	
1/13/2016	0.028	
1/25/2016	0.027	
4/20/2016	0.0259	
6/15/2016	0.024	
8/9/2016	0.023	
9/27/2016	0.021	
11/15/2016	0.023	
1/11/2017	0.021	
3/1/2017	0.022	
4/20/2017	0.022	
7/19/2017	0.024	
1/11/2018	0.022	
7/11/2018	0.023	
1/29/2019	0.026	
3/26/2019	0.023	
9/10/2019	0.039	
4/1/2020	0.022	
9/15/2020	0.024	
3/16/2021	0.025	
8/17/2021	0.024	
2/22/2022	0.026	
8/2/2022	0.029	
2/7/2023	0.026	
8/1/2023	0.031	
2/6/2024		0.028
8/13/2024		0.028
2/4/2025		0.026

Prediction Limit

Constituent: Barium (mg/L) Analysis Run 4/22/2025 10:35 AM View: Appendix I - Intrawell

Plant McIntosh Client: Southern Company Data: McIntosh LF 4

	GWC-17	GWC-17
1/20/2012	0.013	
12/8/2015	0.021	
12/14/2015	0.021	
12/28/2015	0.02	
1/13/2016	0.019	
1/26/2016	0.019	
4/20/2016	0.0188	
6/15/2016	0.017	
8/9/2016	0.018	
9/27/2016	0.016	
11/15/2016	0.017	
1/11/2017	0.017	
3/1/2017	0.017	
4/20/2017	0.016	
7/19/2017	0.017	
1/11/2018	0.017	
7/11/2018	0.017	
1/29/2019	0.02	
3/27/2019	0.017	
9/11/2019	0.021	
4/1/2020	0.019	
9/15/2020	0.018	
3/16/2021	0.017	
8/19/2021	0.017	
2/22/2022	0.019	
8/2/2022	0.017	
2/8/2023	0.02	
8/2/2023	0.017	
2/6/2024		0.02
8/13/2024		0.019
2/4/2025		0.019

Prediction Limit

Constituent: Barium (mg/L) Analysis Run 4/22/2025 10:35 AM View: Appendix I - Intrawell

Plant McIntosh Client: Southern Company Data: McIntosh LF 4

	GWC-18	GWC-18
1/21/2012	0.021	
12/8/2015	0.053	
12/14/2015	0.049	
12/28/2015	0.048	
1/14/2016	0.048	
1/26/2016	0.044	
4/19/2016	0.0308	
6/16/2016	0.029	
8/11/2016	0.023	
9/28/2016	0.024	
11/16/2016	0.022	
1/11/2017	0.017	
3/1/2017	0.02	
4/25/2017	0.02	
7/25/2017	0.017	
1/12/2018	0.015	
7/11/2018	0.013	
1/30/2019	0.02	
3/27/2019	0.014	
9/11/2019	0.018	
4/1/2020	0.013	
9/15/2020	0.014	
3/17/2021	0.013	
8/19/2021	0.013	
2/23/2022	0.012	
8/2/2022	0.013	
2/7/2023	0.012	
8/2/2023	0.012	
2/7/2024		0.014
8/14/2024		0.013
2/5/2025		0.014

Prediction Limit

Constituent: Barium (mg/L) Analysis Run 4/22/2025 10:35 AM View: Appendix I - Intrawell

Plant McIntosh Client: Southern Company Data: McIntosh LF 4

	GWC-1	GWC-1
8/25/2004	0.02	
9/11/2004	0.021	
9/26/2004	0.019	
7/11/2005	0.017	
12/7/2005	0.018	
6/24/2006	0.018	
11/29/2006	0.026	
6/20/2007	0.014	
7/6/2007	0.014	
12/13/2007	0.013	
6/20/2008	0.019	
12/7/2008	0.019	
7/9/2009	0.029	
12/28/2009	0.039	
6/22/2010	0.032	
1/4/2011	0.024	
7/9/2011	0.034	
1/21/2012	0.022	
7/11/2012	0.023	
1/20/2013	0.027	
7/19/2013	0.037	
1/15/2014	0.032	
7/11/2014	0.034	
1/16/2015	0.032	
6/20/2015	0.037	
1/16/2016	0.051	
4/20/2016	0.0554	
6/15/2016	0.046	
8/10/2016	0.042	
9/27/2016	0.042	
11/15/2016	0.042	
1/12/2017	0.046	
3/1/2017	0.048	
4/20/2017	0.046	
7/19/2017	0.045	
1/11/2018	0.046	
7/12/2018	0.045	
1/30/2019	0.05	
3/27/2019	0.045	
9/11/2019	0.038	
4/1/2020	0.041	
9/15/2020	0.038	
3/16/2021	0.039	
8/18/2021	0.034	
2/23/2022	0.039	
8/3/2022	0.029	
2/7/2023	0.031	
8/2/2023	0.03	
2/7/2024		0.032
8/14/2024		0.04
2/5/2025		0.036

Prediction Limit

Constituent: Barium (mg/L) Analysis Run 4/22/2025 10:35 AM View: Appendix I - Intrawell

Plant McIntosh Client: Southern Company Data: McIntosh LF 4

	GWC-10	GWC-10
8/25/2004	0.036	
9/11/2004	0.036	
9/26/2004	0.035	
10/13/2004	0.035	
7/12/2005	0.017	
12/7/2005	0.017	
6/24/2006	0.015	
11/29/2006	0.032	
6/20/2007	0.03	
7/6/2007	0.03	
12/13/2007	0.039	
6/20/2008	0.038	
12/7/2008	0.034	
7/10/2009	0.032	
12/29/2009	0.03	
6/22/2010	0.024	
1/4/2011	0.017	
7/10/2011	0.03	
1/19/2012	0.038	
1/21/2012	0.022	
7/11/2012	0.025	
1/20/2013	0.029	
7/19/2013	0.02	
7/20/2013	0.032	
1/16/2014	0.022	
7/10/2014	0.018	
1/16/2015	0.019	
6/20/2015	0.021	
1/16/2016	0.019	
4/21/2016	0.0178	
6/16/2016	0.022	
8/10/2016	0.015	
9/27/2016	0.014	
11/15/2016	0.015	
1/12/2017	0.015	
3/1/2017	0.017	
4/24/2017	0.014	
7/24/2017	0.015	
1/11/2018	0.013	
7/12/2018	0.024	
1/30/2019	0.023	
3/27/2019	0.019	
9/11/2019	0.021	
4/1/2020	0.035	
9/15/2020	0.023	
3/16/2021	0.019	
8/18/2021	0.018	
2/23/2022	0.018	
8/3/2022	0.017	
2/8/2023	0.017	
8/2/2023	0.016	
2/7/2024		0.017

Prediction Limit

Constituent: Barium (mg/L) Analysis Run 4/22/2025 10:35 AM View: Appendix I - Intrawell

Plant McIntosh Client: Southern Company Data: McIntosh LF 4

	GWC-10	GWC-10
8/14/2024		0.021
2/4/2025		0.024

Prediction Limit

Constituent: Barium (mg/L) Analysis Run 4/22/2025 10:35 AM View: Appendix I - Intrawell

Plant McIntosh Client: Southern Company Data: McIntosh LF 4

	GWC-11	GWC-11
8/25/2004	0.018	
9/11/2004	0.022	
9/26/2004	0.022	
10/13/2004	0.017	
7/12/2005	0.015	
12/7/2005	0.012	
6/25/2006	0.012	
11/28/2006	0.013	
6/21/2007	0.012	
7/6/2007	0.012	
12/14/2007	0.013	
6/20/2008	0.026	
12/7/2008	0.093 (O)	
7/10/2009	0.013	
12/29/2009	0.012	
6/22/2010	0.014	
1/5/2011	0.011	
7/9/2011	0.012	
1/21/2012	0.017	
7/11/2012	0.015	
1/19/2013	0.013	
7/19/2013	0.012	
1/15/2014	0.012	
7/11/2014	0.012	
1/16/2015	0.011	
6/20/2015	0.013	
1/14/2016	0.016	
4/20/2016	0.0113	
6/15/2016	0.013	
8/10/2016	0.01	
9/27/2016	0.01	
11/15/2016	0.011	
1/12/2017	0.01	
3/1/2017	0.011	
4/24/2017	0.01	
7/24/2017	0.0089	
1/11/2018	0.01	
7/12/2018	0.016	
1/30/2019	0.014	
3/27/2019	0.013	
9/11/2019	0.011	
4/2/2020	0.011	
9/15/2020	0.015	
3/17/2021	0.016	
8/18/2021	0.011	
2/23/2022	0.01	
8/2/2022	0.011	
2/8/2023	0.011	
8/2/2023	0.01	
2/7/2024		0.011
8/14/2024		0.011
2/5/2025		0.012

Prediction Limit

Constituent: Barium (mg/L) Analysis Run 4/22/2025 10:35 AM View: Appendix I - Intrawell

Plant McIntosh Client: Southern Company Data: McIntosh LF 4

	GWC-12	GWC-12
8/25/2004	0.014	
9/11/2004	0.014	
9/26/2004	0.014	
10/13/2004	0.013	
7/11/2005	0.011	
12/7/2005	0.012	
6/24/2006	0.012	
11/28/2006	0.011	
6/20/2007	0.014	
7/6/2007	0.014	
12/13/2007	0.011	
6/20/2008	0.011	
12/7/2008	0.01	
7/10/2009	0.011	
12/28/2009	0.011	
6/22/2010	0.011	
1/4/2011	0.013	
7/9/2011	0.015	
1/20/2012	0.013	
7/11/2012	0.015	
1/19/2013	0.014	
7/18/2013	0.013	
1/15/2014	0.013	
7/11/2014	0.016	
1/15/2015	0.012	
6/19/2015	0.015	
1/16/2016	0.013	
4/20/2016	0.0114	
6/15/2016	0.0095 (J)	
8/10/2016	0.0094	
9/27/2016	0.011	
11/15/2016	0.0096	
1/12/2017	0.01	
3/1/2017	0.011	
4/20/2017	0.01	
7/20/2017	0.011	
1/11/2018	0.01	
7/12/2018	0.011	
1/30/2019	0.011	
3/27/2019	0.0099	
9/11/2019	0.01	
4/1/2020	0.0097 (J)	
9/16/2020	0.011	
3/16/2021	0.01	
8/18/2021	0.01	
2/23/2022	0.01	
8/3/2022	0.011	
2/7/2023	0.011	
8/2/2023	0.014	
2/8/2024		0.011
8/14/2024		0.012
2/5/2025		0.011

Prediction Limit

Constituent: Barium (mg/L) Analysis Run 4/22/2025 10:35 AM View: Appendix I - Intrawell

Plant McIntosh Client: Southern Company Data: McIntosh LF 4

	GWC-19	GWC-19
12/8/2015	0.057	
12/15/2015	0.052	
12/28/2015	0.041	
1/14/2016	0.038	
1/26/2016	0.034	
4/19/2016	0.023	
6/16/2016	0.017	
8/10/2016	0.013	
9/28/2016	0.013	
11/15/2016	0.013	
1/16/2017	0.014	
3/1/2017	0.017	
4/25/2017	0.015	
7/25/2017	0.012	
1/12/2018	0.014	
7/11/2018	0.018	
1/29/2019	0.016	
3/27/2019	0.013	
9/11/2019	0.015	
4/1/2020	0.013	
9/16/2020	0.012	
3/16/2021	0.0099 (J)	
8/19/2021	0.0095 (J)	
2/23/2022	0.01	
8/3/2022	0.011	
2/8/2023	0.01	
8/2/2023	0.0092 (J)	
2/7/2024		0.01
8/14/2024		0.011
2/4/2025		0.01

Prediction Limit

Constituent: Barium (mg/L) Analysis Run 4/22/2025 10:35 AM View: Appendix I - Intrawell

Plant McIntosh Client: Southern Company Data: McIntosh LF 4

	GWC-20	GWC-20
12/9/2015	0.039	
12/14/2015	0.045	
12/29/2015	0.045	
1/14/2016	0.034	
1/25/2016	0.038	
4/21/2016	0.0325	
6/16/2016	0.027	
8/10/2016	0.025	
9/27/2016	0.023	
11/15/2016	0.022	
1/13/2017	0.021	
3/1/2017	0.021	
4/25/2017	0.02	
7/25/2017	0.02	
1/12/2018	0.021	
7/11/2018	0.021	
1/29/2019	0.017	
3/27/2019	0.018	
9/11/2019	0.021	
4/1/2020	0.016	
9/15/2020	0.021	
3/16/2021	0.016	
8/19/2021	0.017	
2/22/2022	0.018	
8/3/2022	0.018	
2/8/2023	0.015	
8/2/2023	0.015	
2/7/2024		0.016
8/14/2024		0.015
2/5/2025		0.015

Prediction Limit

Constituent: Barium (mg/L) Analysis Run 4/22/2025 10:35 AM View: Appendix I - Intrawell

Plant McIntosh Client: Southern Company Data: McIntosh LF 4

	GWC-21	GWC-21
12/9/2015	0.024	
12/14/2015	0.027	
12/29/2015	0.027	
1/14/2016	0.025	
1/25/2016	0.023	
4/21/2016	0.0165	
6/16/2016	0.018	
8/10/2016	0.014	
9/27/2016	0.018	
11/15/2016	0.015	
1/12/2017	0.014	
3/1/2017	0.015	
4/24/2017	0.015	
7/25/2017	0.015	
1/11/2018	0.016	
7/11/2018	0.017	
1/30/2019	0.017	
3/27/2019	0.016	
9/11/2019	0.019	
4/1/2020	0.018	
9/15/2020	0.021	
3/17/2021	0.019	
8/19/2021	0.018	
2/23/2022	0.02	
8/4/2022	0.022	
2/8/2023	0.019	
8/3/2023	0.018	
2/7/2024		0.02
8/14/2024		0.02
2/5/2025		0.022

Prediction Limit

Constituent: Barium (mg/L) Analysis Run 4/22/2025 10:35 AM View: Appendix I - Intrawell

Plant McIntosh Client: Southern Company Data: McIntosh LF 4

	GWC-23	GWC-23
6/16/2016	0.057	
8/10/2016	0.072	
9/28/2016	0.076	
11/16/2016	0.057	
1/17/2017	0.049	
3/2/2017	0.067	
4/25/2017	0.049	
7/13/2017	0.04	
7/25/2017	0.038	
1/12/2018	0.037	
7/12/2018	0.037	
1/30/2019	0.034	
3/27/2019	0.027	
9/11/2019	0.023	
4/1/2020	0.024	
9/15/2020	0.024	
3/17/2021	0.024	
8/19/2021	0.019	
2/23/2022	0.024	
8/4/2022	0.017	
2/8/2023	0.016	
8/3/2023	0.012	
2/7/2024		0.02
8/14/2024		0.027
2/5/2025		0.023

Prediction Limit

Constituent: Barium (mg/L) Analysis Run 4/22/2025 10:35 AM View: Appendix I - Intrawell

Plant McIntosh Client: Southern Company Data: McIntosh LF 4

	GWC-9	GWC-9
8/25/2004	0.029	
9/11/2004	0.031	
9/26/2004	0.03	
10/13/2004	0.024	
7/12/2005	0.022	
12/8/2005	0.032	
6/25/2006	0.026	
11/29/2006	0.02	
6/20/2007	0.018	
7/6/2007	0.018	
12/13/2007	0.017	
6/20/2008	0.018	
12/7/2008	0.016	
7/9/2009	0.019	
12/29/2009	0.02	
6/22/2010	0.022	
1/5/2011	0.021	
7/9/2011	0.021	
1/21/2012	0.021	
7/11/2012	0.021	
1/19/2013	0.024	
7/18/2013	0.024	
1/15/2014	0.022	
7/10/2014	0.023	
1/16/2015	0.015	
6/20/2015	0.024	
1/14/2016	0.026	
4/19/2016	0.0274	
6/15/2016	0.024	
8/10/2016	0.031	
9/27/2016	0.029	
11/15/2016	0.029	
1/13/2017	0.025	
3/1/2017	0.03	
4/24/2017	0.024	
7/24/2017	0.026	
1/12/2018	0.027	
7/12/2018	0.031	
1/30/2019	0.032	
3/27/2019	0.023	
9/11/2019	0.029	
4/1/2020	0.021	
9/16/2020	0.033	
3/17/2021	0.041	
8/19/2021	0.024	
2/23/2022	0.026	
8/3/2022	0.03	
2/8/2023	0.024	
8/2/2023	0.021	
2/7/2024		0.023
8/14/2024		0.024
2/5/2025		0.03

Prediction Limit

Constituent: Beryllium (mg/L) Analysis Run 4/22/2025 10:35 AM View: Appendix I - Intrawell

Plant McIntosh Client: Southern Company Data: McIntosh LF 4

	GWA-2	GWA-2
8/25/2004	<0.0025	
9/11/2004	<0.0025	
9/26/2004	<0.0025	
10/13/2004	<0.0025	
7/11/2005	<0.0025	
12/7/2005	<0.0025	
6/23/2006	<0.0025	
11/28/2006	<0.0025	
6/19/2007	<0.0025	
7/6/2007	<0.0025	
12/13/2007	<0.0025	
6/20/2008	<0.0025	
12/7/2008	<0.0025	
7/9/2009	<0.0025	
12/28/2009	<0.0025	
6/22/2010	<0.0025	
1/4/2011	<0.0025	
7/9/2011	<0.0025	
1/21/2012	<0.0025	
7/11/2012	<0.0025	
1/20/2013	<0.0025	
7/19/2013	<0.0025	
1/15/2014	0.00011 (J)	
7/11/2014	0.0001 (J)	
1/16/2015	<0.0025	
6/20/2015	<0.0025	
1/16/2016	<0.0025	
4/19/2016	<0.0025	
6/14/2016	6.5E-05 (J)	
8/9/2016	<0.0025	
9/26/2016	<0.0025	
11/15/2016	<0.0025	
1/10/2017	<0.0025	
2/28/2017	<0.0025	
4/19/2017	<0.0025	
7/17/2017	<0.0025	
1/10/2018	<0.0025	
7/11/2018	<0.0025	
1/29/2019	6.3E-05 (J)	
3/27/2019	<0.0025	
9/11/2019	<0.0025	
4/1/2020	<0.0025	
9/15/2020	0.00024 (J)	
3/16/2021	<0.0025	
8/17/2021	0.00018 (J)	
2/22/2022	<0.0025	
8/2/2022	<0.0025	
2/7/2023	<0.0025	
8/1/2023	<0.0025	
2/6/2024		<0.0025
8/15/2024		<0.0025
2/4/2025		<0.0025

ND substitution: RL or RL/2 if <15% NDs.

Prediction Limit

Constituent: Beryllium (mg/L) Analysis Run 4/22/2025 10:35 AM View: Appendix I - Intrawell

Plant McIntosh Client: Southern Company Data: McIntosh LF 4

	GWA-3	GWA-3
8/25/2004	<0.0025	
9/11/2004	<0.0025	
9/26/2004	<0.0025	
10/13/2004	<0.0025	
7/11/2005	<0.0025	
12/7/2005	<0.0025	
6/23/2006	<0.0025	
11/28/2006	<0.0025	
6/19/2007	<0.0025	
7/6/2007	<0.0025	
12/13/2007	<0.0025	
6/20/2008	<0.0025	
12/7/2008	<0.0025	
7/9/2009	<0.0025	
12/28/2009	<0.0025	
6/22/2010	<0.0025	
1/5/2011	0.0018	
7/9/2011	<0.0025	
1/20/2012	<0.0025	
7/11/2012	<0.0025	
1/19/2013	<0.0025	
7/18/2013	<0.0025	
1/15/2014	<0.0025	
7/11/2014	<0.0025	
1/15/2015	<0.0025	
6/19/2015	<0.0025	
1/16/2016	<0.0025	
4/19/2016	<0.0025	
6/14/2016	3.2E-05 (J)	
8/9/2016	<0.0025	
9/27/2016	<0.0025	
11/14/2016	<0.0025	
1/10/2017	<0.0025	
2/28/2017	<0.0025	
4/19/2017	<0.0025	
7/18/2017	<0.0025	
1/10/2018	<0.0025	
7/11/2018	<0.0025	
1/29/2019	<0.0025	
3/27/2019	<0.0025	
9/11/2019	<0.0025	
4/1/2020	<0.0025	
9/15/2020	<0.0025	
3/16/2021	<0.0025	
8/17/2021	<0.0025	
2/22/2022	<0.0025	
8/2/2022	<0.0025	
2/7/2023	<0.0025	
8/2/2023	<0.0025	
2/6/2024		<0.0025
8/13/2024		<0.0025
2/4/2025		<0.0025

ND substitution: RL or RL/2 if <15% NDs.

Prediction Limit

Constituent: Beryllium (mg/L) Analysis Run 4/22/2025 10:35 AM View: Appendix I - Intrawell

Plant McIntosh Client: Southern Company Data: McIntosh LF 4

	GWA-4A	GWA-4A
8/25/2004	<0.0025	
9/11/2004	<0.0025	
9/26/2004	<0.0025	
10/13/2004	<0.0025	
7/12/2005	<0.0025	
12/8/2005	<0.0025	
6/24/2006	<0.0025	
11/28/2006	<0.0025	
6/19/2007	<0.0025	
12/13/2007	<0.0025	
6/20/2008	<0.0025	
12/7/2008	<0.0025	
7/9/2009	<0.0025	
12/30/2009	<0.0025	
6/22/2010	<0.0025	
1/4/2011	<0.0025	
7/10/2011	<0.0025	
1/21/2012	<0.0025	
7/11/2012	<0.0025	
1/20/2013	<0.0025	
7/19/2013	<0.0025	
1/16/2014	<0.0025	
7/10/2014	0.0001 (J)	
1/16/2015	<0.0025	
6/20/2015	<0.0025	
1/14/2016	<0.0025	
4/20/2016	<0.0025	
6/14/2016	8.7E-05 (J)	
8/11/2016	<0.0025	
9/27/2016	<0.0025	
11/14/2016	<0.0025	
1/10/2017	<0.0025	
2/28/2017	<0.0025	
4/20/2017	<0.0025	
7/18/2017	<0.0025	
1/10/2018	<0.0025	
7/11/2018	<0.0025	
1/29/2019	0.00011 (J)	
3/26/2019	<0.0025	
9/10/2019	0.0006 (J)	
3/31/2020	<0.0025	
9/16/2020	<0.0025	
3/17/2021	<0.0025	
8/19/2021	<0.0025	
2/23/2022	<0.0025	
8/3/2022	<0.0025	
2/7/2023	<0.0025	
8/1/2023	<0.0025	
2/6/2024		<0.0025
8/13/2024		<0.0025
2/3/2025		<0.0025

ND substitution: RL or RL/2 if <15% NDs.

Prediction Limit

Constituent: Beryllium (mg/L) Analysis Run 4/22/2025 10:35 AM View: Appendix I - Intrawell

Plant McIntosh Client: Southern Company Data: McIntosh LF 4

	GWA-5	GWA-5
8/25/2004	<0.0025	
9/11/2004	<0.0025	
9/26/2004	<0.0025	
10/13/2004	<0.0025	
7/12/2005	0.0011	
12/8/2005	<0.0025	
6/24/2006	<0.0025	
11/28/2006	<0.0025	
6/19/2007	<0.0025	
7/6/2007	<0.0025	
12/14/2007	<0.0025	
6/20/2008	<0.0025	
12/7/2008	<0.0025	
7/9/2009	<0.0025	
12/29/2009	<0.0025	
6/22/2010	<0.0025	
1/4/2011	<0.0025	
7/9/2011	<0.0025	
1/21/2012	<0.0025	
7/11/2012	<0.0025	
1/19/2013	<0.0025	
7/18/2013	<0.0025	
1/15/2014	<0.0025	
7/10/2014	<0.0025	
1/15/2015	<0.0025	
6/19/2015	0.00013 (J)	
1/14/2016	<0.0025	
4/20/2016	<0.0025	
6/14/2016	5.4E-05 (J)	
8/9/2016	<0.0025	
9/27/2016	<0.0025	
11/15/2016	<0.0025	
1/11/2017	<0.0025	
2/28/2017	<0.0025	
4/20/2017	<0.0025	
7/18/2017	<0.0025	
1/10/2018	<0.0025	
7/11/2018	<0.0025	
1/29/2019	<0.0025	
3/26/2019	<0.0025	
9/10/2019	<0.0025	
3/31/2020	<0.0025	
9/15/2020	<0.0025	
3/17/2021	<0.0025	
8/19/2021	<0.0025	
2/22/2022	<0.0025	
8/2/2022	<0.0025	
2/7/2023	<0.0025	
8/1/2023	<0.0025	
2/6/2024		<0.0025
8/13/2024		<0.0025
2/4/2025		<0.0025

ND substitution: RL or RL/2 if <15% NDs.

Prediction Limit

Constituent: Beryllium (mg/L) Analysis Run 4/22/2025 10:35 AM View: Appendix I - Intrawell

Plant McIntosh Client: Southern Company Data: McIntosh LF 4

	GWA-13	GWA-13
6/22/2010	<0.0025	
1/20/2012	<0.0025	
12/7/2015	<0.0025	
12/15/2015	<0.0025	
12/29/2015	<0.0025	
1/13/2016	<0.0025	
1/25/2016	<0.0025	
4/20/2016	<0.0025	
6/14/2016	7.1E-05 (J)	
8/9/2016	<0.0025	
9/27/2016	<0.0025	
11/15/2016	<0.0025	
1/12/2017	<0.0025	
2/28/2017	<0.0025	
4/20/2017	<0.0025	
7/18/2017	<0.0025	
1/10/2018	<0.0025	
7/11/2018	<0.0025	
1/29/2019	<0.0025	
3/26/2019	<0.0025	
9/10/2019	0.0008 (J)	
3/31/2020	<0.0025	
9/15/2020	<0.0025	
3/16/2021	0.0002 (J)	
8/18/2021	<0.0025	
2/22/2022	<0.0025	
8/2/2022	<0.0025	
2/6/2023	<0.0025	
8/1/2023	<0.0025	
2/6/2024		<0.0025
8/13/2024		<0.0025
2/4/2025		<0.0025

ND substitution: RL or RL/2 if <15% NDs.

Prediction Limit

Constituent: Beryllium (mg/L) Analysis Run 4/22/2025 10:35 AM View: Appendix I - Intrawell

Plant McIntosh Client: Southern Company Data: McIntosh LF 4

	GWA-14	GWA-14
7/12/2012	<0.0025	
12/7/2015	<0.0025	
12/15/2015	<0.0025	
12/29/2015	<0.0025	
1/13/2016	<0.0025	
1/25/2016	<0.0025	
4/20/2016	<0.0025	
6/14/2016	4.4E-05 (J)	
8/9/2016	<0.0025	
9/27/2016	<0.0025	
11/15/2016	<0.0025	
1/11/2017	<0.0025	
2/28/2017	<0.0025	
4/20/2017	<0.0025	
7/19/2017	<0.0025	
1/11/2018	<0.0025	
7/11/2018	<0.0025	
1/29/2019	<0.0025	
3/26/2019	<0.0025	
9/10/2019	0.00025 (J)	
4/1/2020	<0.0025	
9/15/2020	<0.0025	
3/16/2021	<0.0025	
8/17/2021	<0.0025	
2/22/2022	<0.0025	
8/2/2022	<0.0025	
2/7/2023	<0.0025	
8/2/2023	<0.0025	
2/6/2024		<0.0025
8/13/2024		<0.0025
2/4/2025		<0.0025

ND substitution: RL or RL/2 if <15% NDs.

Prediction Limit

Constituent: Beryllium (mg/L) Analysis Run 4/22/2025 10:35 AM View: Appendix I - Intrawell

Plant McIntosh Client: Southern Company Data: McIntosh LF 4

	GWA-15	GWA-15
12/7/2015	<0.0025	
12/15/2015	<0.0025	
12/28/2015	<0.0025	
1/13/2016	<0.0025	
1/25/2016	<0.0025	
4/21/2016	<0.0025	
6/15/2016	3.8E-05 (J)	
8/9/2016	<0.0025	
9/27/2016	<0.0025	
11/15/2016	<0.0025	
1/11/2017	<0.0025	
2/28/2017	<0.0025	
4/20/2017	<0.0025	
7/19/2017	<0.0025	
1/11/2018	<0.0025	
7/11/2018	<0.0025	
1/29/2019	<0.0025	
3/26/2019	<0.0025	
9/11/2019	<0.0025	
4/1/2020	<0.0025	
9/15/2020	<0.0025	
3/17/2021	<0.0025	
8/19/2021	<0.0025	
2/22/2022	<0.0025	
8/2/2022	<0.0025	
2/7/2023	<0.0025	
8/1/2023	<0.0025	
2/6/2024		<0.0025
8/13/2024		<0.0025
2/4/2025		<0.0025

ND substitution: RL or RL/2 if <15% NDs.

Prediction Limit

Constituent: Beryllium (mg/L) Analysis Run 4/22/2025 10:35 AM View: Appendix I - Intrawell

Plant McIntosh Client: Southern Company Data: McIntosh LF 4

	GWA-16	GWA-16
12/7/2015	<0.0025	
12/14/2015	<0.0025	
12/28/2015	<0.0025	
1/13/2016	<0.0025	
1/25/2016	<0.0025	
4/20/2016	<0.0025	
6/15/2016	0.00011 (J)	
8/9/2016	<0.0025	
9/27/2016	<0.0025	
11/15/2016	<0.0025	
1/11/2017	<0.0025	
3/1/2017	<0.0025	
4/20/2017	<0.0025	
7/19/2017	<0.0025	
1/11/2018	<0.0025	
7/11/2018	<0.0025	
1/29/2019	<0.0025	
3/26/2019	<0.0025	
9/10/2019	0.00036 (J)	
4/1/2020	<0.0025	
9/15/2020	<0.0025	
3/16/2021	<0.0025	
8/17/2021	<0.0025	
2/22/2022	<0.0025	
8/2/2022	<0.0025	
2/7/2023	<0.0025	
8/1/2023	<0.0025	
2/6/2024		<0.0025
8/13/2024		<0.0025
2/4/2025		<0.0025

ND substitution: RL or RL/2 if <15% NDs.

Prediction Limit

Constituent: Beryllium (mg/L) Analysis Run 4/22/2025 10:35 AM View: Appendix I - Intrawell

Plant McIntosh Client: Southern Company Data: McIntosh LF 4

	GWC-17	GWC-17
1/20/2012	<0.0013	
12/8/2015	0.00046 (J)	
12/14/2015	0.00052 (J)	
12/28/2015	0.00057 (J)	
1/13/2016	0.00056 (J)	
1/26/2016	0.00057 (J)	
4/20/2016	<0.003 (O)	
6/15/2016	0.00056 (J)	
8/9/2016	0.00054 (J)	
9/27/2016	0.00056 (J)	
11/15/2016	0.00047 (J)	
1/11/2017	0.00066 (J)	
3/1/2017	0.00066 (J)	
4/20/2017	0.00055 (J)	
7/19/2017	0.00061 (J)	
1/11/2018	0.00064 (J)	
7/11/2018	0.00065 (J)	
1/29/2019	0.00062 (J)	
3/27/2019	0.00062 (J)	
9/11/2019	0.001	
4/1/2020	0.00058 (J)	
9/15/2020	0.00063 (J)	
3/16/2021	0.00062 (J)	
8/19/2021	0.00057 (J)	
2/22/2022	0.00078 (J)	
8/2/2022	0.00057 (J)	
2/8/2023	0.00071 (J)	
8/2/2023	0.00057 (J)	
2/6/2024		0.0007 (J)
8/13/2024		0.0006 (J)
2/4/2025		0.00073 (J)

ND substitution: RL or RL/2 if <15% NDs.

Prediction Limit

Constituent: Beryllium (mg/L) Analysis Run 4/22/2025 10:35 AM View: Appendix I - Intrawell

Plant McIntosh Client: Southern Company Data: McIntosh LF 4

	GWC-18	GWC-18
1/21/2012	<0.0025	
12/8/2015	<0.0025	
12/14/2015	<0.0025	
12/28/2015	<0.0025	
1/14/2016	<0.0025	
1/26/2016	<0.0025	
4/19/2016	<0.0025	
6/16/2016	<0.0025	
8/11/2016	<0.0025	
9/28/2016	<0.0025	
11/16/2016	<0.0025	
1/11/2017	<0.0025	
3/1/2017	<0.0025	
4/25/2017	<0.0025	
7/25/2017	<0.0025	
1/12/2018	<0.0025	
7/11/2018	<0.0025	
1/30/2019	8.3E-05 (J)	
3/27/2019	<0.0025	
9/11/2019	0.00026 (J)	
4/1/2020	<0.0025	
9/15/2020	<0.0025	
3/17/2021	<0.0025	
8/19/2021	<0.0025	
2/23/2022	<0.0025	
8/2/2022	<0.0025	
2/7/2023	<0.0025	
8/2/2023	<0.0025	
2/7/2024		<0.0025
8/14/2024		<0.0025
2/5/2025		<0.0025

ND substitution: RL or RL/2 if <15% NDs.

Prediction Limit

Constituent: Beryllium (mg/L) Analysis Run 4/22/2025 10:35 AM View: Appendix I - Intrawell

Plant McIntosh Client: Southern Company Data: McIntosh LF 4

	GWC-1	GWC-1
8/25/2004	<0.0025	
9/11/2004	<0.0025	
9/26/2004	<0.0025	
7/11/2005	<0.0025	
12/7/2005	<0.0025	
6/24/2006	<0.0025	
11/29/2006	<0.0025	
6/20/2007	<0.0025	
7/6/2007	<0.0025	
12/13/2007	<0.0025	
6/20/2008	<0.0025	
12/7/2008	<0.0025	
7/9/2009	<0.0025	
12/28/2009	<0.0025	
6/22/2010	<0.0025	
1/4/2011	<0.0025	
7/9/2011	<0.0025	
1/21/2012	<0.0025	
7/11/2012	<0.0025	
1/20/2013	<0.0025	
7/19/2013	<0.0025	
1/15/2014	0.00016 (J)	
7/11/2014	0.00018 (J)	
1/16/2015	0.00016 (J)	
6/20/2015	0.00017 (J)	
1/16/2016	8E-05 (J)	
4/20/2016	<0.0025	
6/15/2016	0.00012 (J)	
8/10/2016	<0.0025	
9/27/2016	<0.0025	
11/15/2016	<0.0025	
1/12/2017	<0.0025	
3/1/2017	<0.0025	
4/20/2017	<0.0025	
7/19/2017	<0.0025	
1/11/2018	<0.0025	
7/12/2018	<0.0025	
1/30/2019	0.00018 (J)	
3/27/2019	<0.0025	
9/11/2019	0.00021 (J)	
4/1/2020	<0.0025	
9/15/2020	<0.0025	
3/16/2021	0.00022 (J)	
8/18/2021	0.00018 (J)	
2/23/2022	<0.0025	
8/3/2022	<0.0025	
2/7/2023	<0.0025	
8/2/2023	<0.0025	
2/7/2024		<0.0025
8/14/2024		0.0002 (J)
2/5/2025		0.00034 (J)

ND substitution: RL or RL/2 if <15% NDs.

Prediction Limit

Constituent: Beryllium (mg/L) Analysis Run 4/22/2025 10:35 AM View: Appendix I - Intrawell

Plant McIntosh Client: Southern Company Data: McIntosh LF 4

	GWC-10	GWC-10
8/25/2004	<0.0025	
9/11/2004	<0.0025	
9/26/2004	<0.0025	
10/13/2004	<0.0025	
7/12/2005	<0.0025	
12/7/2005	<0.0025	
6/24/2006	<0.0025	
11/29/2006	<0.0025	
6/20/2007	<0.0025	
7/6/2007	<0.0025	
12/13/2007	<0.0025	
6/20/2008	<0.0025	
12/7/2008	<0.0025	
7/10/2009	<0.0025	
12/29/2009	<0.0025	
6/22/2010	<0.0025	
1/4/2011	<0.0025	
7/10/2011	<0.0025	
1/19/2012	<0.0025	
1/21/2012	<0.0025	
7/11/2012	<0.0025	
1/20/2013	<0.0025	
7/19/2013	<0.0025	
7/20/2013	<0.0025	
1/16/2014	<0.0025	
7/10/2014	<0.0025	
1/16/2015	<0.0025	
6/20/2015	0.00013 (J)	
1/16/2016	<0.0025	
4/21/2016	<0.0025	
6/16/2016	8.5E-05 (J)	
8/10/2016	<0.0025	
9/27/2016	<0.0025	
11/15/2016	<0.0025	
1/12/2017	<0.0025	
3/1/2017	<0.0025	
4/24/2017	<0.0025	
7/24/2017	<0.0025	
1/11/2018	<0.0025	
7/12/2018	<0.0025	
1/30/2019	<0.0025	
3/27/2019	<0.0025	
9/11/2019	<0.0025	
4/1/2020	<0.0025	
9/15/2020	<0.0025	
3/16/2021	0.00033 (J)	
8/18/2021	<0.0025	
2/23/2022	<0.0025	
8/3/2022	<0.0025	
2/8/2023	<0.0025	
8/2/2023	<0.0025	
2/7/2024		<0.0025

ND substitution: RL or RL/2 if <15% NDs.

Prediction Limit

Constituent: Beryllium (mg/L) Analysis Run 4/22/2025 10:35 AM View: Appendix I - Intrawell

Plant McIntosh Client: Southern Company Data: McIntosh LF 4

	GWC-10	GWC-10
8/14/2024		<0.0025
2/4/2025		<0.0025

ND substitution: RL or RL/2 if <15% NDs.

Prediction Limit

Constituent: Beryllium (mg/L) Analysis Run 4/22/2025 10:36 AM View: Appendix I - Intrawell

Plant McIntosh Client: Southern Company Data: McIntosh LF 4

	GWC-11	GWC-11
8/25/2004	<0.0025	
9/11/2004	<0.0025	
9/26/2004	<0.0025	
10/13/2004	<0.0025	
7/12/2005	<0.0025	
12/7/2005	<0.0025	
6/25/2006	<0.0025	
11/28/2006	<0.0025	
6/21/2007	<0.0025	
7/6/2007	<0.0025	
12/14/2007	<0.0025	
6/20/2008	<0.0025	
12/7/2008	<0.0025	
7/10/2009	<0.0025	
12/29/2009	<0.0025	
6/22/2010	<0.0025	
1/5/2011	<0.0025	
7/9/2011	<0.0025	
1/21/2012	<0.0025	
7/11/2012	<0.0025	
1/19/2013	<0.0025	
7/19/2013	<0.0025	
1/15/2014	<0.0025	
7/11/2014	<0.0025	
1/16/2015	<0.0025	
6/20/2015	<0.0025	
1/14/2016	<0.0025	
4/20/2016	<0.0025	
6/15/2016	<0.0025	
8/10/2016	<0.0025	
9/27/2016	<0.0025	
11/15/2016	<0.0025	
1/12/2017	<0.0025	
3/1/2017	<0.0025	
4/24/2017	<0.0025	
7/24/2017	<0.0025	
1/11/2018	<0.0025	
7/12/2018	<0.0025	
1/30/2019	<0.0025	
3/27/2019	<0.0025	
9/11/2019	<0.0025	
4/2/2020	0.00023 (J)	
9/15/2020	<0.0025	
3/17/2021	0.00048 (J)	
8/18/2021	<0.0025	
2/23/2022	<0.0025	
8/2/2022	<0.0025	
2/8/2023	<0.0025	
8/2/2023	<0.0025	
2/7/2024		<0.0025
8/14/2024		<0.0025
2/5/2025		<0.0025

ND substitution: RL or RL/2 if <15% NDs.

Prediction Limit

Constituent: Beryllium (mg/L) Analysis Run 4/22/2025 10:36 AM View: Appendix I - Intrawell

Plant McIntosh Client: Southern Company Data: McIntosh LF 4

	GWC-12	GWC-12
8/25/2004	<0.0025	
9/11/2004	<0.0025	
9/26/2004	<0.0025	
10/13/2004	<0.0025	
7/11/2005	<0.0025	
12/7/2005	<0.0025	
6/24/2006	<0.0025	
11/28/2006	<0.0025	
6/20/2007	<0.0025	
7/6/2007	<0.0025	
12/13/2007	<0.0025	
6/20/2008	<0.0025	
12/7/2008	<0.0025	
7/10/2009	<0.0025	
12/28/2009	<0.0025	
6/22/2010	<0.0025	
1/4/2011	<0.0025	
7/9/2011	<0.0025	
1/20/2012	<0.0025	
7/11/2012	<0.0025	
1/19/2013	<0.0025	
7/18/2013	<0.0025	
1/15/2014	0.00017 (J)	
7/11/2014	0.00024 (J)	
1/15/2015	0.00015 (J)	
6/19/2015	0.00016 (J)	
1/16/2016	0.00014 (J)	
4/20/2016	<0.0025	
6/15/2016	0.00014 (J)	
8/10/2016	<0.0025	
9/27/2016	<0.0025	
11/15/2016	<0.0025	
1/12/2017	<0.0025	
3/1/2017	<0.0025	
4/20/2017	<0.0025	
7/20/2017	<0.0025	
1/11/2018	<0.0025	
7/12/2018	<0.0025	
1/30/2019	0.00018 (J)	
3/27/2019	<0.0025	
9/11/2019	0.00022 (J)	
4/1/2020	<0.0025	
9/16/2020	<0.0025	
3/16/2021	0.00037 (J)	
8/18/2021	<0.0025	
2/23/2022	<0.0025	
8/3/2022	0.00027 (J)	
2/7/2023	<0.0025	
8/2/2023	<0.0025	
2/8/2024		0.00022 (J)
8/14/2024		<0.0025
2/5/2025		<0.0025

ND substitution: RL or RL/2 if <15% NDs.

Prediction Limit

Constituent: Beryllium (mg/L) Analysis Run 4/22/2025 10:36 AM View: Appendix I - Intrawell
Plant McIntosh Client: Southern Company Data: McIntosh LF 4

	GWC-19	GWC-19
12/8/2015	0.00018 (J)	
12/15/2015	0.00014 (J)	
12/28/2015	9E-05 (J)	
1/14/2016	0.0001 (J)	
1/26/2016	0.00011 (J)	
4/19/2016	<0.0025	
6/16/2016	0.00011 (J)	
8/10/2016	<0.0025	
9/28/2016	<0.0025	
11/15/2016	<0.0025	
1/16/2017	<0.0025	
3/1/2017	<0.0025	
4/25/2017	<0.0025	
7/25/2017	<0.0025	
1/12/2018	<0.0025	
7/11/2018	<0.0025	
1/29/2019	0.00023 (J)	
3/27/2019	<0.0025	
9/11/2019	0.00058 (J)	
4/1/2020	<0.0025	
9/16/2020	0.00022 (J)	
3/16/2021	0.00024 (J)	
8/19/2021	<0.0025	
2/23/2022	0.00031 (J)	
8/3/2022	<0.0025	
2/8/2023	0.00022 (J)	
8/2/2023	0.0002 (J)	
2/7/2024		<0.0025
8/14/2024		0.00026 (J)
2/4/2025		0.00047 (J)

ND substitution: RL or RL/2 if <15% NDs.

Prediction Limit

Constituent: Beryllium (mg/L) Analysis Run 4/22/2025 10:36 AM View: Appendix I - Intrawell

Plant McIntosh Client: Southern Company Data: McIntosh LF 4

	GWC-20	GWC-20
12/9/2015	0.00026 (J)	
12/14/2015	0.00032 (J)	
12/29/2015	0.00043 (J)	
1/14/2016	0.00032 (J)	
1/25/2016	0.00038 (J)	
4/21/2016	<0.0025	
6/16/2016	0.00032 (J)	
8/10/2016	<0.0025	
9/27/2016	<0.0025	
11/15/2016	<0.0025	
1/13/2017	<0.0025	
3/1/2017	<0.0025	
4/25/2017	<0.0025	
7/25/2017	<0.0025	
1/12/2018	<0.0025	
7/11/2018	<0.0025	
1/29/2019	0.00016 (J)	
3/27/2019	<0.0025	
9/11/2019	0.00052 (J)	
4/1/2020	<0.0025	
9/15/2020	0.00025 (J)	
3/16/2021	0.00022 (J)	
8/19/2021	<0.0025	
2/22/2022	<0.0025	
8/3/2022	0.00031 (J)	
2/8/2023	<0.0025	
8/2/2023	<0.0025	
2/7/2024		<0.0025
8/14/2024		0.0002 (J)
2/5/2025		0.00023 (J)

ND substitution: RL or RL/2 if <15% NDs.

Prediction Limit

Constituent: Beryllium (mg/L) Analysis Run 4/22/2025 10:36 AM View: Appendix I - Intrawell

Plant McIntosh Client: Southern Company Data: McIntosh LF 4

	GWC-21	GWC-21
12/9/2015	<0.0025	
12/14/2015	<0.0025	
12/29/2015	<0.0025	
1/14/2016	<0.0025	
1/25/2016	<0.0025	
4/21/2016	<0.0025	
6/16/2016	<0.0025	
8/10/2016	<0.0025	
9/27/2016	0.00064 (J)	
11/15/2016	<0.0025	
1/12/2017	<0.0025	
3/1/2017	<0.0025	
4/24/2017	<0.0025	
7/25/2017	<0.0025	
1/11/2018	<0.0025	
7/11/2018	<0.0025	
1/30/2019	0.00016 (J)	
3/27/2019	<0.0025	
9/11/2019	0.00054 (J)	
4/1/2020	<0.0025	
9/15/2020	<0.0025	
3/17/2021	<0.0025	
8/19/2021	<0.0025	
2/23/2022	<0.0025	
8/4/2022	<0.0025	
2/8/2023	<0.0025	
8/3/2023	<0.0025	
2/7/2024		<0.0025
8/14/2024		<0.0025
2/5/2025		<0.0025

ND substitution: RL or RL/2 if <15% NDs.

Prediction Limit

Constituent: Beryllium (mg/L) Analysis Run 4/22/2025 10:36 AM View: Appendix I - Intrawell

Plant McIntosh Client: Southern Company Data: McIntosh LF 4

	GWC-23	GWC-23
6/16/2016	<0.0025	
8/10/2016	<0.0025	
9/28/2016	<0.0025	
11/16/2016	<0.0025	
1/17/2017	<0.0025	
3/2/2017	<0.0025	
4/25/2017	<0.0025	
7/13/2017	<0.0025	
7/25/2017	<0.0025	
1/12/2018	<0.0025	
7/12/2018	<0.0025	
1/30/2019	0.00015 (J)	
3/27/2019	<0.0025	
9/11/2019	0.00026 (J)	
4/1/2020	<0.0025	
9/15/2020	<0.0025	
3/17/2021	0.00018 (J)	
8/19/2021	<0.0025	
2/23/2022	<0.0025	
8/4/2022	<0.0025	
2/8/2023	<0.0025	
8/3/2023	<0.0025	
2/7/2024		<0.0025
8/14/2024		<0.0025
2/5/2025		<0.0025

ND substitution: RL or RL/2 if <15% NDs.

Prediction Limit

Constituent: Beryllium (mg/L) Analysis Run 4/22/2025 10:36 AM View: Appendix I - Intrawell

Plant McIntosh Client: Southern Company Data: McIntosh LF 4

	GWC-9	GWC-9
8/25/2004	<0.0025	
9/11/2004	<0.0025	
9/26/2004	<0.0025	
10/13/2004	<0.0025	
7/12/2005	<0.0025	
12/8/2005	<0.0025	
6/25/2006	<0.0025	
11/29/2006	<0.0025	
6/20/2007	<0.0025	
7/6/2007	<0.0025	
12/13/2007	<0.0025	
6/20/2008	<0.0025	
12/7/2008	<0.0025	
7/9/2009	<0.0025	
12/29/2009	<0.0025	
6/22/2010	<0.0025	
1/5/2011	<0.0025	
7/9/2011	<0.0025	
1/21/2012	<0.0025	
7/11/2012	<0.0025	
1/19/2013	<0.0025	
7/18/2013	<0.0025	
1/15/2014	<0.0025	
7/10/2014	0.0001 (J)	
1/16/2015	<0.0025	
6/20/2015	<0.0025	
1/14/2016	<0.0025	
4/19/2016	<0.0025	
6/15/2016	7.7E-05 (J)	
8/10/2016	<0.0025	
9/27/2016	<0.0025	
11/15/2016	<0.0025	
1/13/2017	<0.0025	
3/1/2017	<0.0025	
4/24/2017	<0.0025	
7/24/2017	<0.0025	
1/12/2018	<0.0025	
7/12/2018	<0.0025	
1/30/2019	0.00016 (J)	
3/27/2019	<0.0025	
9/11/2019	0.00021 (J)	
4/1/2020	<0.0025	
9/16/2020	<0.0025	
3/17/2021	0.00024 (J)	
8/19/2021	<0.0025	
2/23/2022	<0.0025	
8/3/2022	<0.0025	
2/8/2023	<0.0025	
8/2/2023	<0.0025	
2/7/2024		<0.0025
8/14/2024		<0.0025
2/5/2025		<0.0025

ND substitution: RL or RL/2 if <15% NDs.

Prediction Limit

Constituent: Cadmium (mg/L) Analysis Run 4/22/2025 10:36 AM View: Appendix I - Intrawell

Plant McIntosh Client: Southern Company Data: McIntosh LF 4

	GWA-4A	GWA-4A
8/25/2004	<0.0025	
9/11/2004	<0.0025	
9/26/2004	<0.0025	
10/13/2004	<0.0025	
7/12/2005	<0.0025	
12/8/2005	<0.0025	
6/24/2006	<0.0025	
11/28/2006	<0.0025	
6/19/2007	<0.0025	
12/13/2007	<0.0025	
6/20/2008	<0.0025	
12/7/2008	<0.0025	
7/9/2009	<0.0025	
12/30/2009	<0.0025	
6/22/2010	<0.0025	
1/4/2011	<0.0025	
7/10/2011	<0.0025	
1/21/2012	<0.0025	
7/11/2012	<0.0025	
1/20/2013	<0.0025	
7/19/2013	<0.0025	
1/16/2014	<0.0025	
7/10/2014	<0.0025	
1/16/2015	<0.0025	
6/20/2015	<0.0025	
1/14/2016	<0.0025	
4/20/2016	0.000111 (J)	
6/14/2016	0.00013 (J)	
8/11/2016	<0.0025	
9/27/2016	<0.0025	
11/14/2016	<0.0025	
1/10/2017	<0.0025	
2/28/2017	<0.0025	
4/20/2017	<0.0025	
7/18/2017	<0.0025	
1/10/2018	<0.0025	
7/11/2018	<0.0025	
1/29/2019	<0.0025	
3/26/2019	<0.0025	
9/10/2019	0.00019 (J)	
3/31/2020	<0.0025	
9/16/2020	<0.0025	
3/17/2021	<0.0025	
8/19/2021	<0.0025	
2/23/2022	0.00024 (J)	
8/3/2022	<0.0025	
2/7/2023	<0.0025	
8/1/2023	<0.0025	
2/6/2024		<0.0025
8/13/2024		<0.0025
2/3/2025		<0.0025

ND substitution: RL or RL/2 if <15% NDs.

Prediction Limit

Constituent: Cadmium (mg/L) Analysis Run 4/22/2025 10:36 AM View: Appendix I - Intrawell

Plant McIntosh Client: Southern Company Data: McIntosh LF 4

	GWA-13	GWA-13
6/22/2010	<0.0025	
12/7/2015	<0.0025	
12/15/2015	<0.0025	
12/29/2015	<0.0025	
1/13/2016	<0.0025	
1/25/2016	<0.0025	
4/20/2016	<0.0025	
6/14/2016	<0.0025	
8/9/2016	<0.0025	
9/27/2016	<0.0025	
11/15/2016	<0.0025	
1/12/2017	<0.0025	
2/28/2017	<0.0025	
4/20/2017	<0.0025	
7/18/2017	<0.0025	
1/10/2018	<0.0025	
7/11/2018	<0.0025	
1/29/2019	<0.0025	
3/26/2019	<0.0025	
9/10/2019	0.00035 (J)	
3/31/2020	<0.0025	
9/15/2020	<0.0025	
3/16/2021	<0.0025	
8/18/2021	<0.0025	
2/22/2022	<0.0025	
8/2/2022	<0.0025	
2/6/2023	<0.0025	
8/1/2023	<0.0025	
2/6/2024		<0.0025
8/13/2024		<0.0025
2/4/2025		<0.0025

ND substitution: RL or RL/2 if <15% NDs.

Prediction Limit

Constituent: Cadmium (mg/L) Analysis Run 4/22/2025 10:36 AM View: Appendix I - Intrawell

Plant McIntosh Client: Southern Company Data: McIntosh LF 4

	GWA-14	GWA-14
12/7/2015	<0.0025	
12/15/2015	<0.0025	
12/29/2015	<0.0025	
1/13/2016	<0.0025	
1/25/2016	<0.0025	
4/20/2016	<0.0025	
6/14/2016	6.2E-05 (J)	
8/9/2016	<0.0025	
9/27/2016	<0.0025	
11/15/2016	<0.0025	
1/11/2017	<0.0025	
2/28/2017	<0.0025	
4/20/2017	<0.0025	
7/19/2017	<0.0025	
1/11/2018	<0.0025	
7/11/2018	<0.0025	
1/29/2019	<0.0025	
3/26/2019	<0.0025	
9/10/2019	<0.0025	
4/1/2020	<0.0025	
9/15/2020	<0.0025	
3/16/2021	<0.0025	
8/17/2021	0.00036 (J)	
2/22/2022	<0.0025	
8/2/2022	<0.0025	
2/7/2023	<0.0025	
8/2/2023	<0.0025	
2/6/2024		<0.0025
8/13/2024		<0.0025
2/4/2025		<0.0025

ND substitution: RL or RL/2 if <15% NDs.

Prediction Limit

Constituent: Cadmium (mg/L) Analysis Run 4/22/2025 10:36 AM View: Appendix I - Intrawell

Plant McIntosh Client: Southern Company Data: McIntosh LF 4

	GWA-16	GWA-16
12/7/2015	<0.0025	
12/14/2015	<0.0025	
12/28/2015	<0.0025	
1/13/2016	<0.0025	
1/25/2016	<0.0025	
4/20/2016	<0.0025	
6/15/2016	<0.0025	
8/9/2016	<0.0025	
9/27/2016	<0.0025	
11/15/2016	<0.0025	
1/11/2017	<0.0025	
3/1/2017	<0.0025	
4/20/2017	<0.0025	
7/19/2017	<0.0025	
1/11/2018	<0.0025	
7/11/2018	<0.0025	
1/29/2019	<0.0025	
3/26/2019	<0.0025	
9/10/2019	0.00015 (J)	
4/1/2020	<0.0025	
9/15/2020	<0.0025	
3/16/2021	<0.0025	
8/17/2021	<0.0025	
2/22/2022	<0.0025	
8/2/2022	<0.0025	
2/7/2023	<0.0025	
8/1/2023	<0.0025	
2/6/2024		<0.0025
8/13/2024		<0.0025
2/4/2025		<0.0025

ND substitution: RL or RL/2 if <15% NDs.

Prediction Limit

Constituent: Cadmium (mg/L) Analysis Run 4/22/2025 10:36 AM View: Appendix I - Intrawell

Plant McIntosh Client: Southern Company Data: McIntosh LF 4

	GWC-17	GWC-17
1/20/2012	<0.0013	
12/8/2015	0.00049 (J)	
12/14/2015	0.00053 (J)	
12/28/2015	0.00061 (J)	
1/13/2016	0.00063 (J)	
1/26/2016	0.00072 (J)	
4/20/2016	0.000633 (J)	
6/15/2016	0.00055 (J)	
8/9/2016	0.00046 (J)	
9/27/2016	0.00071 (J)	
11/15/2016	0.00056 (J)	
1/11/2017	0.0007 (J)	
3/1/2017	0.00063 (J)	
4/20/2017	0.00055 (J)	
7/19/2017	0.00072 (J)	
1/11/2018	0.00062 (J)	
7/11/2018	0.0004 (J)	
1/29/2019	0.00062 (J)	
3/27/2019	0.00041 (J)	
9/11/2019	0.00064 (J)	
4/1/2020	0.00048 (J)	
9/15/2020	0.00046 (J)	
3/16/2021	0.00057 (J)	
8/19/2021	0.00057 (J)	
2/22/2022	0.00064 (J)	
8/2/2022	0.00057 (J)	
2/8/2023	0.00058 (J)	
8/2/2023	0.00052 (J)	
2/6/2024		0.00065 (J)
8/13/2024		0.00062 (J)
2/4/2025		0.00053 (J)

ND substitution: RL or RL/2 if <15% NDs.

Prediction Limit

Constituent: Cadmium (mg/L) Analysis Run 4/22/2025 10:36 AM View: Appendix I - Intrawell

Plant McIntosh Client: Southern Company Data: McIntosh LF 4

	GWC-18	GWC-18
1/21/2012	<0.0025	
12/8/2015	<0.0025	
12/14/2015	<0.0025	
12/28/2015	<0.0025	
1/14/2016	<0.0025	
1/26/2016	<0.0025	
4/19/2016	<0.0025	
6/16/2016	8.5E-05 (J)	
8/11/2016	<0.0025	
9/28/2016	<0.0025	
11/16/2016	<0.0025	
1/11/2017	<0.0025	
3/1/2017	<0.0025	
4/25/2017	<0.0025	
7/25/2017	<0.0025	
1/12/2018	<0.0025	
7/11/2018	<0.0025	
1/30/2019	<0.0025	
3/27/2019	<0.0025	
9/11/2019	<0.0025	
4/1/2020	<0.0025	
9/15/2020	<0.0025	
3/17/2021	<0.0025	
8/19/2021	<0.0025	
2/23/2022	<0.0025	
8/2/2022	<0.0025	
2/7/2023	<0.0025	
8/2/2023	<0.0025	
2/7/2024		<0.0025
8/14/2024		<0.0025
2/5/2025		<0.0025

ND substitution: RL or RL/2 if <15% NDs.

Prediction Limit

Constituent: Cadmium (mg/L) Analysis Run 4/22/2025 10:36 AM View: Appendix I - Intrawell

Plant McIntosh Client: Southern Company Data: McIntosh LF 4

	GWC-1	GWC-1
8/25/2004	<0.0025	
9/11/2004	<0.0025	
9/26/2004	<0.0025	
7/11/2005	<0.0025	
12/7/2005	<0.0025	
6/24/2006	<0.0025	
11/29/2006	<0.0025	
6/20/2007	<0.0025	
7/6/2007	<0.0025	
12/13/2007	<0.0025	
6/20/2008	<0.0025	
12/7/2008	<0.0025	
7/9/2009	<0.0025	
12/28/2009	<0.0025	
6/22/2010	<0.0025	
1/4/2011	<0.0025	
7/9/2011	<0.0025	
1/21/2012	<0.0025	
7/11/2012	<0.0025	
1/20/2013	<0.0025	
7/19/2013	<0.0025	
1/15/2014	<0.0025	
7/11/2014	<0.0025	
1/16/2015	<0.0025	
6/20/2015	<0.0025	
1/16/2016	<0.0025	
4/20/2016	<0.0025	
6/15/2016	<0.0025	
8/10/2016	<0.0025	
9/27/2016	<0.0025	
11/15/2016	<0.0025	
1/12/2017	<0.0025	
3/1/2017	<0.0025	
4/20/2017	<0.0025	
7/19/2017	<0.0025	
1/11/2018	<0.0025	
7/12/2018	<0.0025	
1/30/2019	<0.0025	
3/27/2019	<0.0025	
9/11/2019	<0.0025	
4/1/2020	<0.0025	
9/15/2020	<0.0025	
3/16/2021	<0.0025	
8/18/2021	<0.0025	
2/23/2022	<0.0025	
8/3/2022	0.0001 (J)	
2/7/2023	<0.0025	
8/2/2023	<0.0025	
2/7/2024		<0.0025
8/14/2024		<0.0025
2/5/2025		<0.0025

ND substitution: RL or RL/2 if <15% NDs.

Prediction Limit

Constituent: Cadmium (mg/L) Analysis Run 4/22/2025 10:36 AM View: Appendix I - Intrawell

Plant McIntosh Client: Southern Company Data: McIntosh LF 4

	GWC-19	GWC-19
12/8/2015	<0.0025	
12/15/2015	<0.0025	
12/28/2015	<0.0025	
1/14/2016	<0.0025	
1/26/2016	<0.0025	
4/19/2016	0.00017 (J)	
6/16/2016	0.00018 (J)	
8/10/2016	<0.0025	
9/28/2016	<0.0025	
11/15/2016	<0.0025	
1/16/2017	<0.0025	
3/1/2017	<0.0025	
4/25/2017	<0.0025	
7/25/2017	<0.0025	
1/12/2018	<0.0025	
7/11/2018	<0.0025	
1/29/2019	0.0002 (J)	
3/27/2019	<0.0025	
9/11/2019	0.00031 (J)	
4/1/2020	<0.0025	
9/16/2020	<0.0025	
3/16/2021	<0.0025	
8/19/2021	<0.0025	
2/23/2022	<0.0025	
8/3/2022	0.00016 (J)	
2/8/2023	0.00018 (J)	
8/2/2023	0.00025 (J)	
2/7/2024		0.00011 (J)
8/14/2024		0.00015 (J)
2/4/2025		0.00014 (J)

ND substitution: RL or RL/2 if <15% NDs.

Prediction Limit

Constituent: Cadmium (mg/L) Analysis Run 4/22/2025 10:36 AM View: Appendix I - Intrawell

Plant McIntosh Client: Southern Company Data: McIntosh LF 4

	GWC-20	GWC-20
12/9/2015	<0.0025	
12/14/2015	0.00031 (J)	
12/29/2015	0.00075 (J)	
1/14/2016	0.00039 (J)	
1/25/2016	0.00078 (J)	
4/21/2016	0.00052 (J)	
6/16/2016	0.00044 (J)	
8/10/2016	<0.0025	
9/27/2016	<0.0025	
11/15/2016	<0.0025	
1/13/2017	0.00036 (J)	
3/1/2017	<0.0025	
4/25/2017	<0.0025	
7/25/2017	<0.0025	
1/12/2018	<0.0025	
7/11/2018	<0.0025	
1/29/2019	0.00016 (J)	
3/27/2019	<0.0025	
9/11/2019	0.00029 (J)	
4/1/2020	<0.0025	
9/15/2020	<0.0025	
3/16/2021	<0.0025	
8/19/2021	<0.0025	
2/22/2022	<0.0025	
8/3/2022	0.00016 (J)	
2/8/2023	0.00011 (J)	
8/2/2023	0.00015 (J)	
2/7/2024		0.00013 (J)
8/14/2024		0.00016 (J)
2/5/2025		0.00013 (J)

ND substitution: RL or RL/2 if <15% NDs.

Prediction Limit

Constituent: Cadmium (mg/L) Analysis Run 4/22/2025 10:36 AM View: Appendix I - Intrawell

Plant McIntosh Client: Southern Company Data: McIntosh LF 4

	GWC-21	GWC-21
12/9/2015	<0.0025	
12/14/2015	<0.0025	
12/29/2015	<0.0025	
1/14/2016	<0.0025	
1/25/2016	<0.0025	
4/21/2016	<0.0025	
6/16/2016	0.00012 (J)	
8/10/2016	<0.0025	
9/27/2016	0.00062 (J)	
11/15/2016	<0.0025	
1/12/2017	<0.0025	
3/1/2017	<0.0025	
4/24/2017	<0.0025	
7/25/2017	<0.0025	
1/11/2018	<0.0025	
7/11/2018	<0.0025	
1/30/2019	0.00014 (J)	
3/27/2019	<0.0025	
9/11/2019	0.00029 (J)	
4/1/2020	<0.0025	
9/15/2020	<0.0025	
3/17/2021	<0.0025	
8/19/2021	<0.0025	
2/23/2022	<0.0025	
8/4/2022	0.00014 (J)	
2/8/2023	<0.0025	
8/3/2023	0.00011 (J)	
2/7/2024		0.00012 (J)
8/14/2024		0.00013 (J)
2/5/2025		0.00013 (J)

ND substitution: RL or RL/2 if <15% NDs.

Prediction Limit

Constituent: Cadmium (mg/L) Analysis Run 4/22/2025 10:36 AM View: Appendix I - Intrawell

Plant McIntosh Client: Southern Company Data: McIntosh LF 4

	GWC-23	GWC-23
6/16/2016	<0.0025	
8/10/2016	<0.0025	
9/28/2016	<0.0025	
11/16/2016	<0.0025	
1/17/2017	<0.0025	
3/2/2017	<0.0025	
4/25/2017	<0.0025	
7/13/2017	<0.0025	
7/25/2017	<0.0025	
1/12/2018	<0.0025	
7/12/2018	<0.0025	
1/30/2019	0.00015 (J)	
3/27/2019	<0.0025	
9/11/2019	0.00018 (J)	
4/1/2020	<0.0025	
9/15/2020	<0.0025	
3/17/2021	<0.0025	
8/19/2021	<0.0025	
2/23/2022	<0.0025	
8/4/2022	<0.0025	
2/8/2023	0.00013 (J)	
8/3/2023	0.0001 (J)	
2/7/2024		<0.0025
8/14/2024		9.5E-05 (J)
2/5/2025		<0.0025

ND substitution: RL or RL/2 if <15% NDs.

Prediction Limit

Constituent: Cadmium (mg/L) Analysis Run 4/22/2025 10:36 AM View: Appendix I - Intrawell

Plant McIntosh Client: Southern Company Data: McIntosh LF 4

	GWC-9	GWC-9
8/25/2004	<0.0025	
9/11/2004	<0.0025	
9/26/2004	<0.0025	
10/13/2004	<0.0025	
7/12/2005	<0.0025	
12/8/2005	<0.0025	
6/25/2006	<0.0025	
11/29/2006	<0.0025	
6/20/2007	<0.0025	
7/6/2007	<0.0025	
12/13/2007	<0.0025	
6/20/2008	<0.0025	
12/7/2008	<0.0025	
7/9/2009	<0.0025	
12/29/2009	<0.0025	
6/22/2010	<0.0025	
1/5/2011	<0.0025	
7/9/2011	<0.0025	
1/21/2012	<0.0025	
7/11/2012	<0.0025	
1/19/2013	<0.0025	
7/18/2013	<0.0025	
1/15/2014	<0.0025	
7/10/2014	<0.0025	
1/16/2015	<0.0025	
6/20/2015	<0.0025	
1/14/2016	<0.0025	
4/19/2016	<0.0025	
6/15/2016	<0.0025	
8/10/2016	<0.0025	
9/27/2016	<0.0025	
11/15/2016	<0.0025	
1/13/2017	<0.0025	
3/1/2017	<0.0025	
4/24/2017	<0.0025	
7/24/2017	<0.0025	
1/12/2018	<0.0025	
7/12/2018	<0.0025	
1/30/2019	<0.0025	
3/27/2019	<0.0025	
9/11/2019	<0.0025	
4/1/2020	<0.0025	
9/16/2020	<0.0025	
3/17/2021	<0.0025	
8/19/2021	<0.0025	
2/23/2022	<0.0025	
8/3/2022	0.00011 (J)	
2/8/2023	9.5E-05 (J)	
8/2/2023	<0.0025	
2/7/2024		0.00012 (J)
8/14/2024		0.0001 (J)
2/5/2025		<0.0025

ND substitution: RL or RL/2 if <15% NDs.

Prediction Limit

Constituent: Chromium (mg/L) Analysis Run 4/22/2025 10:36 AM View: Appendix I - Intrawell

Plant McIntosh Client: Southern Company Data: McIntosh LF 4

	GWA-2	GWA-2
8/25/2004	<0.01	
9/11/2004	<0.01	
9/26/2004	<0.01	
10/13/2004	<0.01	
7/11/2005	<0.01	
12/7/2005	<0.01	
6/23/2006	0.0024	
11/28/2006	0.0019	
6/19/2007	0.0021	
7/6/2007	0.0021	
12/13/2007	0.0021	
6/20/2008	0.0017	
12/7/2008	0.0018	
7/9/2009	0.0015	
12/28/2009	0.002	
6/22/2010	0.0017	
1/4/2011	0.002	
7/9/2011	0.0027	
1/21/2012	<0.01	
7/11/2012	0.0061 (O)	
1/20/2013	0.002	
7/19/2013	0.0021	
1/15/2014	0.0029	
7/11/2014	0.002	
1/16/2015	0.0026	
6/20/2015	0.002	
1/16/2016	0.0015	
4/19/2016	<0.01	
6/14/2016	0.0017 (J)	
8/9/2016	0.0014 (J)	
9/26/2016	0.0016 (J)	
11/15/2016	0.0015 (J)	
1/10/2017	0.0015 (J)	
2/28/2017	0.0044	
4/19/2017	0.0011 (J)	
7/17/2017	0.0011 (J)	
1/10/2018	0.0014 (J)	
7/11/2018	0.0011 (J)	
1/29/2019	0.0019 (J)	
3/27/2019	0.0016 (J)	
9/11/2019	0.004	
4/1/2020	0.0017 (J)	
9/15/2020	0.0015 (J)	
3/16/2021	0.0015 (J)	
8/17/2021	0.0016 (J)	
2/22/2022	0.0018 (J)	
8/2/2022	0.0015 (J)	
2/7/2023	0.0028	
8/1/2023	0.0025	
2/6/2024		0.002
8/15/2024		0.0018 (J)
2/4/2025		0.0019 (J)

ND substitution: RL or RL/2 if <15% NDs.

Prediction Limit

Constituent: Chromium (mg/L) Analysis Run 4/22/2025 10:36 AM View: Appendix I - Intrawell

Plant McIntosh Client: Southern Company Data: McIntosh LF 4

	GWA-3	GWA-3
8/25/2004	<0.002	
9/11/2004	0.0024	
9/26/2004	<0.002	
10/13/2004	<0.002	
7/11/2005	<0.002	
12/7/2005	<0.002	
6/23/2006	0.0021	
11/28/2006	0.0023	
6/19/2007	0.0049	
7/6/2007	0.0049	
12/13/2007	0.0013	
6/20/2008	0.0025	
12/7/2008	0.0034	
7/9/2009	<0.002	
12/28/2009	0.0021	
6/22/2010	0.0018	
1/5/2011	0.077 (O)	
7/9/2011	0.004	
1/20/2012	<0.002	
7/11/2012	<0.002	
1/19/2013	0.0013	
7/18/2013	0.0022	
1/15/2014	0.0019	
7/11/2014	0.0014	
1/15/2015	0.0011 (J)	
6/19/2015	0.0012 (J)	
1/16/2016	0.0014	
4/19/2016	<0.002	
6/14/2016	0.00085 (J)	
8/9/2016	<0.002	
9/27/2016	<0.002	
11/14/2016	0.0011 (J)	
1/10/2017	0.0012 (J)	
2/28/2017	0.004	
4/19/2017	0.0011 (J)	
7/18/2017	<0.002	
1/10/2018	0.0012 (J)	
7/11/2018	0.0011 (J)	
1/29/2019	0.0016 (J)	
3/27/2019	0.0014 (J)	
9/11/2019	0.0034	
4/1/2020	<0.002	
9/15/2020	<0.002	
3/16/2021	0.0015 (J)	
8/17/2021	0.0015 (J)	
2/22/2022	<0.002	
8/2/2022	<0.002	
2/7/2023	0.0019 (J)	
8/2/2023	0.0022	
2/6/2024		<0.002
8/13/2024		0.0017 (J)
2/4/2025		0.0016 (J)

ND substitution: RL or RL/2 if <15% NDs.

Prediction Limit

Constituent: Chromium (mg/L) Analysis Run 4/22/2025 10:36 AM View: Appendix I - Intrawell

Plant McIntosh Client: Southern Company Data: McIntosh LF 4

	GWA-4A	GWA-4A
8/25/2004	0.0022	
9/11/2004	<0.002	
9/26/2004	<0.002	
10/13/2004	<0.002	
7/12/2005	<0.002	
12/8/2005	<0.002	
6/24/2006	<0.002	
11/28/2006	<0.002	
6/19/2007	<0.002	
12/13/2007	<0.002	
6/20/2008	<0.002	
12/7/2008	<0.002	
7/9/2009	<0.002	
12/30/2009	0.0078	
6/22/2010	<0.002	
1/4/2011	0.0037	
7/10/2011	<0.002	
1/21/2012	<0.002	
7/11/2012	0.0096	
1/20/2013	0.0052	
7/19/2013	0.002	
1/16/2014	0.0061	
7/10/2014	<0.002	
1/16/2015	0.002	
6/20/2015	0.0011 (J)	
1/14/2016	0.0011 (J)	
4/20/2016	<0.002	
6/14/2016	0.0013 (J)	
8/11/2016	<0.002	
9/27/2016	<0.002	
11/14/2016	<0.002	
1/10/2017	<0.002	
2/28/2017	0.0048	
4/20/2017	<0.002	
7/18/2017	<0.002	
1/10/2018	<0.002	
7/11/2018	<0.002	
1/29/2019	0.00099 (J)	
3/26/2019	<0.002	
9/10/2019	0.0031	
3/31/2020	<0.002	
9/16/2020	<0.002	
3/17/2021	<0.002	
8/19/2021	<0.002	
2/23/2022	<0.002	
8/3/2022	<0.002	
2/7/2023	<0.002	
8/1/2023	<0.002	
2/6/2024		<0.002
8/13/2024		<0.002
2/3/2025		<0.002

ND substitution: RL or RL/2 if <15% NDs.

Prediction Limit

Constituent: Chromium (mg/L) Analysis Run 4/22/2025 10:36 AM View: Appendix I - Intrawell

Plant McIntosh Client: Southern Company Data: McIntosh LF 4

	GWA-5	GWA-5
8/25/2004	0.22 (O)	
9/11/2004	<0.002	
9/26/2004	<0.002	
10/13/2004	<0.002	
7/12/2005	0.0023	
12/8/2005	<0.002	
6/24/2006	<0.002	
11/28/2006	<0.002	
6/19/2007	<0.002	
7/6/2007	<0.002	
12/14/2007	<0.002	
6/20/2008	<0.002	
12/7/2008	<0.002	
7/9/2009	<0.002	
12/29/2009	0.004	
6/22/2010	<0.002	
1/4/2011	0.0027	
7/9/2011	<0.002	
1/21/2012	<0.002	
7/11/2012	0.0038	
1/19/2013	0.002	
7/18/2013	0.0023	
1/15/2014	0.0012 (J)	
7/10/2014	0.0012 (J)	
1/15/2015	<0.002	
6/19/2015	0.0037	
1/14/2016	<0.002	
4/20/2016	<0.002	
6/14/2016	0.0011 (J)	
8/9/2016	<0.002	
9/27/2016	<0.002	
11/15/2016	<0.002	
1/11/2017	<0.002	
2/28/2017	0.0054	
4/20/2017	0.0013 (J)	
7/18/2017	<0.002	
1/10/2018	<0.002	
7/11/2018	<0.002	
1/29/2019	0.0014 (J)	
3/26/2019	<0.002	
9/10/2019	0.0041	
3/31/2020	<0.002	
9/15/2020	<0.002	
3/17/2021	<0.002	
8/19/2021	<0.002	
2/22/2022	<0.002	
8/2/2022	<0.002	
2/7/2023	0.002	
8/1/2023	0.0016 (J)	
2/6/2024		<0.002
8/13/2024		0.0043
2/4/2025		0.0015 (J)

ND substitution: RL or RL/2 if <15% NDs.

Prediction Limit

Constituent: Chromium (mg/L) Analysis Run 4/22/2025 10:36 AM View: Appendix I - Intrawell

Plant McIntosh Client: Southern Company Data: McIntosh LF 4

	GWA-13	GWA-13
6/22/2010	<0.002	
12/7/2015	<0.002	
12/15/2015	<0.002	
12/29/2015	<0.002	
1/13/2016	<0.002	
1/25/2016	<0.002	
4/20/2016	<0.01 (O)	
6/14/2016	0.0094 (J)	
8/9/2016	<0.002	
9/27/2016	<0.002	
11/15/2016	<0.002	
1/12/2017	<0.002	
2/28/2017	0.0049	
4/20/2017	0.0011 (J)	
7/18/2017	<0.002	
1/10/2018	<0.002	
7/11/2018	<0.002	
1/29/2019	0.0037	
3/26/2019	0.0014 (J)	
9/10/2019	0.0052	
3/31/2020	0.0019 (J)	
9/15/2020	<0.002	
3/16/2021	<0.002	
8/18/2021	<0.002	
2/22/2022	<0.002	
8/2/2022	<0.002	
2/6/2023	0.0025	
8/1/2023	0.0018 (J)	
2/6/2024		0.0021
8/13/2024		0.0022
2/4/2025		0.0023

ND substitution: RL or RL/2 if <15% NDs.

Prediction Limit

Constituent: Chromium (mg/L) Analysis Run 4/22/2025 10:36 AM View: Appendix I - Intrawell

Plant McIntosh Client: Southern Company Data: McIntosh LF 4

	GWA-14	GWA-14
7/12/2012	<0.002	
12/7/2015	<0.002	
12/15/2015	<0.002	
12/29/2015	<0.002	
1/13/2016	<0.002	
1/25/2016	<0.002	
4/20/2016	<0.002	
6/14/2016	0.00086 (J)	
8/9/2016	<0.002	
9/27/2016	<0.002	
11/15/2016	<0.002	
1/11/2017	<0.002	
2/28/2017	0.0047	
4/20/2017	<0.002	
7/19/2017	<0.002	
1/11/2018	<0.002	
7/11/2018	<0.002	
1/29/2019	0.0014 (J)	
3/26/2019	<0.002	
9/10/2019	0.004	
12/17/2019	0.0035	
4/1/2020	<0.002	
9/15/2020	<0.002	
3/16/2021	<0.002	
8/17/2021	<0.002	
2/22/2022	<0.002	
8/2/2022	<0.002	
2/7/2023	0.0021	
8/2/2023	0.0021	
2/6/2024		<0.002
8/13/2024		0.0028
2/4/2025		0.0017 (J)

ND substitution: RL or RL/2 if <15% NDs.

Prediction Limit

Constituent: Chromium (mg/L) Analysis Run 4/22/2025 10:36 AM View: Appendix I - Intrawell

Plant McIntosh Client: Southern Company Data: McIntosh LF 4

	GWA-15	GWA-15
12/7/2015	<0.002	
12/15/2015	<0.002	
12/28/2015	<0.002	
1/13/2016	<0.002	
1/25/2016	<0.002	
4/21/2016	<0.002	
6/15/2016	0.0008 (J)	
8/9/2016	<0.002	
9/27/2016	<0.002	
11/15/2016	<0.002	
1/11/2017	<0.002	
2/28/2017	0.0051	
4/20/2017	0.0012 (J)	
7/19/2017	0.0013 (J)	
1/11/2018	0.0011 (J)	
7/11/2018	<0.002	
1/29/2019	0.0021 (J)	
3/26/2019	0.0016 (J)	
9/11/2019	0.0038	
12/17/2019	0.0039	
4/1/2020	0.0015 (J)	
9/15/2020	<0.002	
3/17/2021	<0.002	
8/19/2021	<0.002	
2/22/2022	<0.002	
8/2/2022	<0.002	
2/7/2023	0.0021	
8/1/2023	0.0019 (J)	
2/6/2024		0.0014 (J)
8/13/2024		0.0031
2/4/2025		0.0021

ND substitution: RL or RL/2 if <15% NDs.

Prediction Limit

Constituent: Chromium (mg/L) Analysis Run 4/22/2025 10:36 AM View: Appendix I - Intrawell

Plant McIntosh Client: Southern Company Data: McIntosh LF 4

	GWA-16	GWA-16
12/7/2015	<0.002	
12/14/2015	<0.002	
12/28/2015	<0.002	
1/13/2016	<0.002	
1/25/2016	<0.002	
4/20/2016	<0.002	
6/15/2016	0.00072 (J)	
8/9/2016	<0.002	
9/27/2016	<0.002	
11/15/2016	0.0011 (J)	
1/11/2017	0.0012 (J)	
3/1/2017	0.0052	
4/20/2017	0.0013 (J)	
7/19/2017	0.0015 (J)	
1/11/2018	0.0013 (J)	
7/11/2018	0.0012 (J)	
1/29/2019	0.0024 (J)	
3/26/2019	0.0015 (J)	
9/10/2019	0.004	
4/1/2020	0.024	
9/15/2020	0.0015 (J)	
3/16/2021	0.0017 (J)	
8/17/2021	0.0019 (J)	
2/22/2022	0.0015 (J)	
8/2/2022	<0.002	
2/7/2023	0.0025	
8/1/2023	0.0024	
2/6/2024		0.0016 (J)
8/13/2024		0.0018 (J)
2/4/2025		0.0022

ND substitution: RL or RL/2 if <15% NDs.

Prediction Limit

Constituent: Chromium (mg/L) Analysis Run 4/22/2025 10:36 AM View: Appendix I - Intrawell

Plant McIntosh Client: Southern Company Data: McIntosh LF 4

	GWC-17	GWC-17
1/20/2012	<0.01	
12/8/2015	<0.01	
12/14/2015	<0.01	
12/28/2015	<0.01	
1/13/2016	<0.01	
1/26/2016	<0.01	
4/20/2016	<0.01	
6/15/2016	0.0018 (J)	
8/9/2016	0.002 (J)	
9/27/2016	0.0021 (J)	
11/15/2016	0.002 (J)	
1/11/2017	0.0025	
3/1/2017	0.0067	
4/20/2017	0.0024 (J)	
7/19/2017	0.0025	
1/11/2018	0.0026	
7/11/2018	0.0025	
1/29/2019	0.0041	
3/27/2019	0.0028	
9/11/2019	0.0059	
4/1/2020	0.0032	
9/15/2020	0.0027	
3/16/2021	0.0031	
8/19/2021	0.0027	
2/22/2022	0.003	
8/2/2022	0.0033	
2/8/2023	0.0044	
8/2/2023	0.0039	
2/6/2024		0.0029
8/13/2024		0.0033
2/4/2025		0.0036

ND substitution: RL or RL/2 if <15% NDs.

Prediction Limit

Constituent: Chromium (mg/L) Analysis Run 4/22/2025 10:36 AM View: Appendix I - Intrawell

Plant McIntosh Client: Southern Company Data: McIntosh LF 4

	GWC-18	GWC-18
1/21/2012	<0.0013	
12/8/2015	0.0012 (J)	
12/14/2015	0.0018	
12/28/2015	0.0017	
1/14/2016	<0.0013	
1/26/2016	0.0013	
4/19/2016	0.00277 (J)	
6/16/2016	0.0021 (J)	
8/11/2016	0.0023 (J)	
9/28/2016	0.0022 (J)	
11/16/2016	0.0019 (J)	
1/11/2017	0.0025	
3/1/2017	0.0065	
4/25/2017	0.0026	
7/25/2017	0.0023 (J)	
1/12/2018	0.002 (J)	
7/11/2018	0.0022 (J)	
1/30/2019	0.0049	
3/27/2019	0.0025	
9/11/2019	0.0049	
12/18/2019	0.0021	
4/1/2020	0.0025	
9/15/2020	0.0025	
3/17/2021	0.0027	
8/19/2021	0.0025	
2/23/2022	0.0025	
8/2/2022	0.0025	
2/7/2023	0.0043	
8/2/2023	0.0025	
2/7/2024		0.0025
8/14/2024		0.0037
2/5/2025		0.0034

ND substitution: RL or RL/2 if <15% NDs.

Prediction Limit

Constituent: Chromium (mg/L) Analysis Run 4/22/2025 10:36 AM View: Appendix I - Intrawell

Plant McIntosh Client: Southern Company Data: McIntosh LF 4

	GWC-1	GWC-1
8/25/2004	<0.002	
9/11/2004	<0.002	
9/26/2004	<0.002	
7/11/2005	<0.002	
12/7/2005	0.0021	
6/24/2006	0.002	
11/29/2006	0.0024	
6/20/2007	0.0034	
7/6/2007	0.0034	
12/13/2007	0.0029	
6/20/2008	0.002	
12/7/2008	0.072 (O)	
2/6/2009	0.0035	
7/9/2009	0.0017	
12/28/2009	<0.002	
6/22/2010	<0.002	
1/4/2011	0.0023	
7/9/2011	0.005	
1/21/2012	<0.002	
7/11/2012	0.0023	
1/20/2013	0.003	
7/19/2013	<0.002	
1/15/2014	0.002	
7/11/2014	0.0012 (J)	
1/16/2015	0.0011 (J)	
6/20/2015	0.0028	
1/16/2016	0.0013	
4/20/2016	<0.002	
6/15/2016	0.0011 (J)	
8/10/2016	0.0015 (J)	
9/27/2016	0.0018 (J)	
11/15/2016	0.0019 (J)	
1/12/2017	0.0012 (J)	
3/1/2017	0.0049	
4/20/2017	<0.002	
7/19/2017	0.0017 (J)	
1/11/2018	<0.002	
7/12/2018	<0.002	
1/30/2019	0.0021 (J)	
3/27/2019	<0.002	
9/11/2019	0.0035	
4/1/2020	<0.002	
9/15/2020	<0.002	
3/16/2021	<0.002	
8/18/2021	0.0018 (J)	
2/23/2022	<0.002	
8/3/2022	0.0015 (J)	
2/7/2023	0.0024	
8/2/2023	0.0024	
2/7/2024		0.0018 (J)
8/14/2024		0.0032
2/5/2025		0.0016 (J)

ND substitution: RL or RL/2 if <15% NDs.

Prediction Limit

Constituent: Chromium (mg/L) Analysis Run 4/22/2025 10:36 AM View: Appendix I - Intrawell

Plant McIntosh Client: Southern Company Data: McIntosh LF 4

	GWC-10	GWC-10
8/25/2004	<0.0013	
9/11/2004	0.0027	
9/26/2004	<0.0013	
10/13/2004	<0.0013	
7/12/2005	0.0036	
12/7/2005	0.0042	
6/24/2006	0.0045	
11/29/2006	0.0017	
6/20/2007	<0.0013	
7/6/2007	<0.0013	
12/13/2007	<0.0013	
6/20/2008	<0.0013	
12/7/2008	<0.0013	
7/10/2009	0.0021	
12/29/2009	0.0023	
6/22/2010	0.0051	
1/4/2011	0.0026	
7/10/2011	<0.0013	
1/21/2012	<0.0013	
7/11/2012	0.0018	
1/20/2013	0.0014	
7/19/2013	0.0032	
7/20/2013	<0.0013	
1/16/2014	0.0058	
7/10/2014	0.0034	
1/16/2015	0.0024	
6/20/2015	0.0072	
1/16/2016	0.0076	
4/21/2016	0.00617 (J)	
6/16/2016	0.007 (J)	
8/10/2016	0.0056	
9/27/2016	0.0057	
11/15/2016	0.0062	
1/12/2017	0.0061	
3/1/2017	0.01	
4/24/2017	0.0053	
7/24/2017	0.0055	
1/11/2018	0.0055	
7/12/2018	0.0017 (J)	
1/30/2019	0.0071	
3/27/2019	0.0035	
9/11/2019	0.004	
4/1/2020	0.0084	
9/15/2020	0.0018 (J)	
3/16/2021	0.0054	
8/18/2021	0.0026	
2/23/2022	0.0031	
8/3/2022	0.0031	
2/8/2023	0.0038	
8/2/2023	0.0051	
2/7/2024		0.003
8/14/2024		0.0047

ND substitution: RL or RL/2 if <15% NDs.

Prediction Limit

Constituent: Chromium (mg/L) Analysis Run 4/22/2025 10:36 AM View: Appendix I - Intrawell
Plant McIntosh Client: Southern Company Data: McIntosh LF 4

	GWC-10	GWC-10
2/4/2025		0.0043

Prediction Limit

Constituent: Chromium (mg/L) Analysis Run 4/22/2025 10:36 AM View: Appendix I - Intrawell

Plant McIntosh Client: Southern Company Data: McIntosh LF 4

	GWC-11	GWC-11
8/25/2004	0.0033	
9/11/2004	0.0038	
9/26/2004	0.0031	
10/13/2004	<0.005	
7/12/2005	0.0039	
12/7/2005	0.0053	
6/25/2006	0.0069	
11/28/2006	0.0056	
6/21/2007	0.0063	
7/6/2007	0.0063	
12/14/2007	0.0058	
6/20/2008	0.013	
12/7/2008	0.0048	
7/10/2009	0.0086	
12/29/2009	0.0077	
6/22/2010	0.0046	
1/5/2011	0.0053	
7/9/2011	0.007	
1/21/2012	0.0073	
7/11/2012	0.01	
1/19/2013	0.0058	
7/19/2013	0.005	
1/15/2014	0.0081	
7/11/2014	0.0087	
1/16/2015	0.0061	
6/20/2015	0.005	
1/14/2016	0.0045	
4/20/2016	0.00856 (J)	
6/15/2016	0.0061 (J)	
8/10/2016	0.0052	
9/27/2016	0.0051	
11/15/2016	0.005	
1/12/2017	0.0051	
3/1/2017	0.0088	
4/24/2017	0.0049	
7/24/2017	0.0049	
1/11/2018	0.0044	
7/12/2018	0.0023 (J)	
1/30/2019	0.006	
3/27/2019	0.0031	
9/11/2019	0.0071	
4/2/2020	0.0055	
9/15/2020	0.0028	
3/17/2021	0.0031	
8/18/2021	0.004	
2/23/2022	0.005	
8/2/2022	0.0046	
2/8/2023	0.0059	
8/2/2023	0.0047	
2/7/2024		0.0058
8/14/2024		0.0053
2/5/2025		0.0067

ND substitution: RL or RL/2 if <15% NDs.

Prediction Limit

Constituent: Chromium (mg/L) Analysis Run 4/22/2025 10:36 AM View: Appendix I - Intrawell

Plant McIntosh Client: Southern Company Data: McIntosh LF 4

	GWC-12	GWC-12
8/25/2004	<0.01	
9/11/2004	<0.01	
9/26/2004	<0.01	
10/13/2004	<0.01	
7/11/2005	<0.01	
12/7/2005	<0.01	
6/24/2006	0.002	
11/28/2006	0.0015	
6/20/2007	0.0021	
7/6/2007	0.0021	
12/13/2007	0.0025	
6/20/2008	0.0017	
12/7/2008	0.0016	
7/10/2009	0.0017	
12/28/2009	0.0018	
6/22/2010	0.0018	
1/4/2011	0.0039	
7/9/2011	0.0041	
1/20/2012	<0.01	
7/11/2012	0.0052	
1/19/2013	0.0025	
7/18/2013	0.0035	
1/15/2014	0.0082	
7/11/2014	0.0048	
1/15/2015	0.0022	
6/19/2015	0.0024	
1/16/2016	0.002	
4/20/2016	<0.01	
6/15/2016	0.0016 (J)	
8/10/2016	0.0016 (J)	
9/27/2016	0.0019 (J)	
11/15/2016	0.0017 (J)	
1/12/2017	0.0017 (J)	
3/1/2017	0.0055	
4/20/2017	0.0016 (J)	
7/20/2017	0.0017 (J)	
1/11/2018	0.0016 (J)	
7/12/2018	0.0015 (J)	
1/30/2019	0.0039	
3/27/2019	0.0019 (J)	
9/11/2019	0.0036	
4/1/2020	0.0019 (J)	
9/16/2020	0.0016 (J)	
3/16/2021	0.0019 (J)	
8/18/2021	0.0037	
2/23/2022	0.0016 (J)	
8/3/2022	0.0019 (J)	
2/7/2023	0.002	
8/2/2023	0.0023	
2/8/2024		0.002
8/14/2024		0.0021
2/5/2025		0.0025

ND substitution: RL or RL/2 if <15% NDs.

Prediction Limit

Constituent: Chromium (mg/L) Analysis Run 4/22/2025 10:36 AM View: Appendix I - Intrawell

Plant McIntosh Client: Southern Company Data: McIntosh LF 4

	GWC-19	GWC-19
12/8/2015	0.0026	
12/15/2015	0.0017	
12/28/2015	0.0016	
1/14/2016	0.0016	
1/26/2016	0.0016	
4/19/2016	<0.0025	
6/16/2016	0.0016 (J)	
8/10/2016	0.0016 (J)	
9/28/2016	<0.0025	
11/15/2016	<0.0025	
1/16/2017	0.0013 (J)	
3/1/2017	0.0056	
4/25/2017	0.0019 (J)	
7/25/2017	0.0013 (J)	
1/12/2018	0.0017 (J)	
7/11/2018	0.0011 (J)	
1/29/2019	0.0019 (J)	
3/27/2019	0.0014 (J)	
9/11/2019	0.0043	
4/1/2020	0.0018 (J)	
9/16/2020	0.0015 (J)	
3/16/2021	0.0017 (J)	
8/19/2021	0.0015 (J)	
2/23/2022	0.0016 (J)	
8/3/2022	0.0017 (J)	
2/8/2023	0.0026	
8/2/2023	0.0023	
2/7/2024		0.0016 (J)
8/14/2024		0.0023
2/4/2025		0.002

ND substitution: RL or RL/2 if <15% NDs.

Prediction Limit

Constituent: Chromium (mg/L) Analysis Run 4/22/2025 10:36 AM View: Appendix I - Intrawell

Plant McIntosh Client: Southern Company Data: McIntosh LF 4

	GWC-20	GWC-20
12/9/2015	<0.002	
12/14/2015	<0.002	
12/29/2015	<0.002	
1/14/2016	<0.002	
1/25/2016	<0.002	
4/21/2016	<0.002	
6/16/2016	0.0008 (J)	
8/10/2016	<0.002	
9/27/2016	<0.002	
11/15/2016	<0.002	
1/13/2017	<0.002	
3/1/2017	0.005	
4/25/2017	<0.002	
7/25/2017	<0.002	
1/12/2018	<0.002	
7/11/2018	<0.002	
1/29/2019	0.0013 (J)	
3/27/2019	<0.002	
9/11/2019	0.0034	
12/18/2019	<0.002	
4/1/2020	<0.002	
9/15/2020	<0.002	
3/16/2021	<0.002	
8/19/2021	0.0018 (J)	
2/22/2022	<0.002	
8/3/2022	<0.002	
2/8/2023	0.002	
8/2/2023	0.004	
2/7/2024		<0.002
8/14/2024		0.0015 (J)
2/5/2025		0.0019 (J)

ND substitution: RL or RL/2 if <15% NDs.

Prediction Limit

Constituent: Chromium (mg/L) Analysis Run 4/22/2025 10:36 AM View: Appendix I - Intrawell

Plant McIntosh Client: Southern Company Data: McIntosh LF 4

	GWC-21	GWC-21
12/9/2015	<0.002	
12/14/2015	<0.002	
12/29/2015	<0.002	
1/14/2016	<0.002	
1/25/2016	<0.002	
4/21/2016	<0.002	
6/16/2016	0.00031 (J)	
8/10/2016	<0.002	
9/27/2016	0.35 (O)	
11/15/2016	<0.002	
1/12/2017	<0.002	
3/1/2017	0.0044	
4/24/2017	<0.002	
7/25/2017	<0.002	
1/11/2018	<0.002	
7/11/2018	<0.002	
1/30/2019	0.0017 (J)	
3/27/2019	<0.002	
9/11/2019	0.0025	
4/1/2020	<0.002	
9/15/2020	<0.002	
3/17/2021	<0.002	
8/19/2021	<0.002	
2/23/2022	<0.002	
8/4/2022	<0.002	
2/8/2023	<0.002	
8/3/2023	<0.002	
2/7/2024		<0.002
8/14/2024		0.0013 (J)
2/5/2025		<0.002

ND substitution: RL or RL/2 if <15% NDs.

Prediction Limit

Constituent: Chromium (mg/L) Analysis Run 4/22/2025 10:36 AM View: Appendix I - Intrawell

Plant McIntosh Client: Southern Company Data: McIntosh LF 4

	GWC-23	GWC-23
6/16/2016	0.00023 (J)	
8/10/2016	<0.0025	
9/28/2016	<0.0025	
11/16/2016	<0.0025	
1/17/2017	<0.0025	
3/2/2017	0.0017 (J)	
4/25/2017	<0.0025	
7/13/2017	<0.0025	
7/25/2017	<0.0025	
1/12/2018	<0.0025	
7/12/2018	<0.0025	
1/30/2019	0.0019 (J)	
3/27/2019	<0.0025	
9/11/2019	0.004	
12/18/2019	0.0018 (J)	
4/1/2020	0.0022	
9/15/2020	0.0023	
3/17/2021	0.0027	
8/19/2021	0.0023	
2/23/2022	0.0028	
8/4/2022	0.0029	
2/8/2023	0.0033	
8/3/2023	0.0026	
2/7/2024		0.0029
8/14/2024		0.0039
2/5/2025		0.0036

ND substitution: RL or RL/2 if <15% NDs.

Prediction Limit

Constituent: Chromium (mg/L) Analysis Run 4/22/2025 10:36 AM View: Appendix I - Intrawell

Plant McIntosh Client: Southern Company Data: McIntosh LF 4

	GWC-9	GWC-9
8/25/2004	<0.002	
9/11/2004	<0.002	
9/26/2004	<0.002	
10/13/2004	<0.002	
7/12/2005	<0.002	
12/8/2005	<0.002	
6/25/2006	<0.002	
11/29/2006	<0.002	
6/20/2007	0.0017	
7/6/2007	0.0017	
12/13/2007	0.0021	
6/20/2008	0.0021	
12/7/2008	0.0018	
7/9/2009	0.0024	
12/29/2009	0.0021	
6/22/2010	<0.002	
1/5/2011	0.0034	
7/9/2011	0.0018	
1/21/2012	<0.002	
7/11/2012	0.0038	
1/19/2013	0.0065 (O)	
7/18/2013	0.0029	
1/15/2014	<0.002	
7/10/2014	<0.002	
1/16/2015	<0.002	
6/20/2015	<0.002	
1/14/2016	<0.002	
4/19/2016	<0.002	
6/15/2016	0.00021 (J)	
8/10/2016	<0.002	
9/27/2016	<0.002	
11/15/2016	<0.002	
1/13/2017	0.0012 (J)	
3/1/2017	0.0043	
4/24/2017	<0.002	
7/24/2017	<0.002	
1/12/2018	<0.002	
7/12/2018	<0.002	
1/30/2019	0.0012 (J)	
3/27/2019	<0.002	
9/11/2019	0.0025	
4/1/2020	<0.002	
9/16/2020	<0.002	
3/17/2021	<0.002	
8/19/2021	<0.002	
2/23/2022	<0.002	
8/3/2022	<0.002	
2/8/2023	0.0013 (J)	
8/2/2023	0.0012 (J)	
2/7/2024		<0.002
8/14/2024		0.0013 (J)
2/5/2025		0.0014 (J)

ND substitution: RL or RL/2 if <15% NDs.

Prediction Limit

Constituent: Cobalt (mg/L) Analysis Run 4/22/2025 10:36 AM View: Appendix I - Intrawell

Plant McIntosh Client: Southern Company Data: McIntosh LF 4

	GWA-2	GWA-2
8/25/2004	<0.01	
9/11/2004	<0.01	
9/26/2004	<0.01	
10/13/2004	<0.01	
7/11/2005	<0.01	
12/7/2005	<0.01	
6/23/2006	<0.01	
11/28/2006	<0.01	
6/19/2007	<0.01	
7/6/2007	<0.01	
12/13/2007	<0.01	
6/20/2008	<0.01	
12/7/2008	<0.01	
7/9/2009	<0.01	
12/28/2009	<0.01	
6/22/2010	<0.01	
1/4/2011	<0.01	
7/9/2011	<0.01	
1/21/2012	<0.01	
7/11/2012	0.0017	
1/20/2013	<0.01	
7/19/2013	<0.01	
1/15/2014	0.0011 (J)	
7/11/2014	0.0012 (J)	
1/16/2015	0.00083 (J)	
6/20/2015	0.0013	
1/16/2016	0.0012 (J)	
4/19/2016	<0.01	
6/14/2016	0.001 (J)	
8/9/2016	0.0012 (J)	
9/26/2016	0.0012 (J)	
11/15/2016	0.0013 (J)	
1/10/2017	0.0011 (J)	
2/28/2017	0.0014 (J)	
4/19/2017	0.0012 (J)	
7/17/2017	0.0013 (J)	
1/10/2018	0.0013 (J)	
7/11/2018	0.0013 (J)	
1/29/2019	0.001 (J)	
3/27/2019	0.0011 (J)	
9/11/2019	0.0015	
4/1/2020	0.0013 (J)	
9/15/2020	0.00099 (J)	
3/16/2021	0.0013 (J)	
8/17/2021	0.0015 (J)	
2/22/2022	0.0015 (J)	
8/2/2022	0.0013 (J)	
2/7/2023	0.0012 (J)	
8/1/2023	0.0015 (J)	
2/6/2024		0.0015 (J)
8/15/2024		0.0014 (J)
2/4/2025		0.0014 (J)

ND substitution: RL or RL/2 if <15% NDs.

Prediction Limit

Constituent: Cobalt (mg/L) Analysis Run 4/22/2025 10:36 AM View: Appendix I - Intrawell

Plant McIntosh Client: Southern Company Data: McIntosh LF 4

	GWA-3	GWA-3
8/25/2004	<0.0025	
9/11/2004	<0.0025	
9/26/2004	<0.0025	
10/13/2004	<0.0025	
7/11/2005	<0.0025	
12/7/2005	<0.0025	
6/23/2006	<0.0025	
11/28/2006	<0.0025	
6/19/2007	<0.0025	
7/6/2007	<0.0025	
12/13/2007	<0.0025	
6/20/2008	<0.0025	
12/7/2008	<0.0025	
7/9/2009	<0.0025	
12/28/2009	<0.0025	
6/22/2010	<0.0025	
1/5/2011	0.0066 (O)	
7/9/2011	<0.0025	
1/20/2012	<0.0025	
7/11/2012	<0.0025	
1/19/2013	<0.0025	
7/18/2013	<0.0025	
1/15/2014	<0.0025	
7/11/2014	<0.0025	
1/15/2015	<0.0025	
6/19/2015	<0.0025	
1/16/2016	<0.0025	
4/19/2016	<0.0025	
6/14/2016	0.00044 (J)	
8/9/2016	0.00042 (J)	
9/27/2016	0.00042 (J)	
11/14/2016	<0.0025	
1/10/2017	<0.0025	
2/28/2017	0.00048 (J)	
4/19/2017	<0.0025	
7/18/2017	<0.0025	
1/10/2018	<0.0025	
7/11/2018	<0.0025	
1/29/2019	0.00035 (J)	
3/27/2019	<0.0025	
9/11/2019	0.00039 (J)	
4/1/2020	0.00024 (J)	
9/15/2020	<0.0025	
3/16/2021	0.00033 (J)	
8/17/2021	0.00039 (J)	
2/22/2022	0.00037 (J)	
8/2/2022	0.00031 (J)	
2/7/2023	0.00026 (J)	
8/2/2023	0.00032 (J)	
2/6/2024		0.00025 (J)
8/13/2024		0.00031 (J)
2/4/2025		0.00024 (J)

ND substitution: RL or RL/2 if <15% NDs.

Prediction Limit

Constituent: Cobalt (mg/L) Analysis Run 4/22/2025 10:36 AM View: Appendix I - Intrawell

Plant McIntosh Client: Southern Company Data: McIntosh LF 4

	GWA-4A	GWA-4A
8/25/2004	<0.0025	
9/11/2004	<0.0025	
9/26/2004	<0.0025	
10/13/2004	<0.0025	
7/12/2005	<0.0025	
12/8/2005	<0.0025	
6/24/2006	<0.0025	
11/28/2006	<0.0025	
6/19/2007	<0.0025	
12/13/2007	<0.0025	
6/20/2008	<0.0025	
12/7/2008	<0.0025	
7/9/2009	<0.0025	
12/30/2009	0.013	
6/22/2010	<0.0025	
1/4/2011	<0.0025	
7/10/2011	<0.0025	
1/21/2012	0.0061	
7/11/2012	0.01	
1/20/2013	0.0033	
7/19/2013	<0.0025	
1/16/2014	0.0027	
7/10/2014	<0.0025	
1/16/2015	0.0077	
6/20/2015	<0.0025	
1/14/2016	<0.0025	
4/20/2016	<0.0025	
6/14/2016	0.0004 (J)	
8/11/2016	0.0046	
9/27/2016	0.001 (J)	
11/14/2016	<0.0025	
1/10/2017	0.00044 (J)	
2/28/2017	0.001 (J)	
4/20/2017	0.00059 (J)	
7/18/2017	0.00079 (J)	
1/10/2018	0.0018 (J)	
7/11/2018	0.0044	
1/29/2019	0.0033	
3/26/2019	0.0037	
9/10/2019	0.0031	
3/31/2020	0.0038	
9/16/2020	0.0014 (J)	
3/17/2021	0.0014 (J)	
8/19/2021	0.0013 (J)	
2/23/2022	0.0013 (J)	
8/3/2022	0.0017 (J)	
2/7/2023	0.0013 (J)	
8/1/2023	0.0013 (J)	
2/6/2024		0.0014 (J)
8/13/2024		0.0011 (J)
2/3/2025		0.0011 (J)

ND substitution: RL or RL/2 if <15% NDs.

Prediction Limit

Constituent: Cobalt (mg/L) Analysis Run 4/22/2025 10:36 AM View: Appendix I - Intrawell

Plant McIntosh Client: Southern Company Data: McIntosh LF 4

	GWA-5	GWA-5
8/25/2004	<0.01	
9/11/2004	<0.01	
9/26/2004	<0.01	
10/13/2004	<0.01	
7/12/2005	<0.01	
12/8/2005	<0.01	
6/24/2006	<0.01	
11/28/2006	<0.01	
6/19/2007	<0.01	
7/6/2007	<0.01	
12/14/2007	<0.01	
6/20/2008	<0.01	
12/7/2008	<0.01	
7/9/2009	<0.01	
12/29/2009	0.011	
6/22/2010	<0.01	
1/4/2011	<0.01	
7/9/2011	<0.01	
1/21/2012	<0.01	
7/11/2012	0.0072	
1/19/2013	<0.01	
7/18/2013	<0.01	
1/15/2014	0.00075 (J)	
7/10/2014	0.0007 (J)	
1/15/2015	0.0007 (J)	
6/19/2015	0.0011 (J)	
1/14/2016	0.00064 (J)	
4/20/2016	<0.01	
6/14/2016	0.0006 (J)	
8/9/2016	0.00062 (J)	
9/27/2016	0.00059 (J)	
11/15/2016	0.00064 (J)	
1/11/2017	0.00064 (J)	
2/28/2017	0.00078 (J)	
4/20/2017	0.00065 (J)	
7/18/2017	0.00069 (J)	
1/10/2018	0.00068 (J)	
7/11/2018	0.00071 (J)	
1/29/2019	0.00064 (J)	
3/26/2019	0.00064 (J)	
9/10/2019	0.00074	
3/31/2020	0.00067 (J)	
9/15/2020	0.0005 (J)	
3/17/2021	0.00083 (J)	
8/19/2021	0.00079 (J)	
2/22/2022	0.00076 (J)	
8/2/2022	0.00085 (J)	
2/7/2023	0.00094 (J)	
8/1/2023	0.00086 (J)	
2/6/2024		0.00086 (J)
8/13/2024		0.0009 (J)
2/4/2025		0.00083 (J)

ND substitution: RL or RL/2 if <15% NDs.

Prediction Limit

Constituent: Cobalt (mg/L) Analysis Run 4/22/2025 10:36 AM View: Appendix I - Intrawell

Plant McIntosh Client: Southern Company Data: McIntosh LF 4

	GWA-13	GWA-13
6/22/2010	<0.0025	
1/20/2012	<0.0025	
12/7/2015	0.0012 (J)	
12/15/2015	0.00099 (J)	
12/29/2015	0.0012 (J)	
1/13/2016	0.0012 (J)	
1/25/2016	0.00095 (J)	
4/20/2016	<0.0025	
6/14/2016	0.00072 (J)	
8/9/2016	0.00041 (J)	
9/27/2016	0.00058 (J)	
11/15/2016	0.00048 (J)	
1/12/2017	0.0014 (J)	
2/28/2017	0.00075 (J)	
4/20/2017	0.0005 (J)	
7/18/2017	0.00051 (J)	
1/10/2018	0.00049 (J)	
7/11/2018	<0.0025	
1/29/2019	0.00043 (J)	
3/26/2019	<0.0025	
9/10/2019	0.00064	
3/31/2020	0.00034 (J)	
9/15/2020	<0.0025	
3/16/2021	0.0005 (J)	
8/18/2021	0.00058 (J)	
2/22/2022	0.00052 (J)	
8/2/2022	0.00044 (J)	
2/6/2023	0.00049 (J)	
8/1/2023	0.00053 (J)	
2/6/2024		0.00049 (J)
8/13/2024		0.00049 (J)
2/4/2025		0.00046 (J)

ND substitution: RL or RL/2 if <15% NDs.

Prediction Limit

Constituent: Cobalt (mg/L) Analysis Run 4/22/2025 10:36 AM View: Appendix I - Intrawell

Plant McIntosh Client: Southern Company Data: McIntosh LF 4

	GWA-14	GWA-14
7/12/2012	<0.0025	
12/7/2015	0.001 (J)	
12/15/2015	0.00078 (J)	
12/29/2015	0.00094 (J)	
1/13/2016	0.001 (J)	
1/25/2016	0.00085 (J)	
4/20/2016	<0.0025	
6/14/2016	0.00048 (J)	
8/9/2016	0.00045 (J)	
9/27/2016	0.00046 (J)	
11/15/2016	<0.0025	
1/11/2017	<0.0025	
2/28/2017	0.00051 (J)	
4/20/2017	<0.0025	
7/19/2017	<0.0025	
1/11/2018	<0.0025	
7/11/2018	<0.0025	
1/29/2019	0.00029 (J)	
3/26/2019	<0.0025	
9/10/2019	0.00042 (J)	
4/1/2020	0.00033 (J)	
9/15/2020	<0.0025	
3/16/2021	0.00035 (J)	
8/17/2021	0.00048 (J)	
2/22/2022	0.00042 (J)	
8/2/2022	0.00038 (J)	
2/7/2023	0.00043 (J)	
8/2/2023	0.00036 (J)	
2/6/2024		0.00041 (J)
8/13/2024		0.00041 (J)
2/4/2025		0.00036 (J)

ND substitution: RL or RL/2 if <15% NDs.

Prediction Limit

Constituent: Cobalt (mg/L) Analysis Run 4/22/2025 10:36 AM View: Appendix I - Intrawell

Plant McIntosh Client: Southern Company Data: McIntosh LF 4

	GWA-15	GWA-15
12/7/2015	0.0011 (J)	
12/15/2015	0.0011 (J)	
12/28/2015	0.0016	
1/13/2016	0.0016	
1/25/2016	0.0014	
4/21/2016	<0.0025	
6/15/2016	0.00047 (J)	
8/9/2016	<0.0025	
9/27/2016	0.00045 (J)	
11/15/2016	0.00048 (J)	
1/11/2017	0.00046 (J)	
2/28/2017	0.00061 (J)	
4/20/2017	0.00042 (J)	
7/19/2017	0.00041 (J)	
1/11/2018	0.00044 (J)	
7/11/2018	0.0004 (J)	
1/29/2019	0.00037 (J)	
3/26/2019	<0.0025	
9/11/2019	0.00044 (J)	
4/1/2020	0.00036 (J)	
9/15/2020	<0.0025	
3/17/2021	0.0004 (J)	
8/19/2021	0.0004 (J)	
2/22/2022	0.00051 (J)	
8/2/2022	0.00042 (J)	
2/7/2023	0.0004 (J)	
8/1/2023	0.00043 (J)	
2/6/2024		0.00046 (J)
8/13/2024		0.00051 (J)
2/4/2025		0.00041 (J)

ND substitution: RL or RL/2 if <15% NDs.

Prediction Limit

Constituent: Cobalt (mg/L) Analysis Run 4/22/2025 10:36 AM View: Appendix I - Intrawell

Plant McIntosh Client: Southern Company Data: McIntosh LF 4

	GWA-16	GWA-16
12/7/2015	0.0012 (J)	
12/14/2015	0.001 (J)	
12/28/2015	0.0012 (J)	
1/13/2016	0.001 (J)	
1/25/2016	0.00089 (J)	
4/20/2016	<0.0025	
6/15/2016	0.00063 (J)	
8/9/2016	0.00055 (J)	
9/27/2016	0.00059 (J)	
11/15/2016	0.0005 (J)	
1/11/2017	0.00044 (J)	
3/1/2017	0.00066 (J)	
4/20/2017	0.00045 (J)	
7/19/2017	0.00047 (J)	
1/11/2018	0.00043 (J)	
7/11/2018	0.00043 (J)	
1/29/2019	0.00044 (J)	
3/26/2019	<0.0025	
9/10/2019	0.0005	
4/1/2020	0.00036 (J)	
9/15/2020	<0.0025	
3/16/2021	0.00047 (J)	
8/17/2021	0.00043 (J)	
2/22/2022	0.00048 (J)	
8/2/2022	0.00049 (J)	
2/7/2023	0.00047 (J)	
8/1/2023	0.00055 (J)	
2/6/2024		0.00045 (J)
8/13/2024		0.00049 (J)
2/4/2025		0.00039 (J)

ND substitution: RL or RL/2 if <15% NDs.

Prediction Limit

Constituent: Cobalt (mg/L) Analysis Run 4/22/2025 10:36 AM View: Appendix I - Intrawell

Plant McIntosh Client: Southern Company Data: McIntosh LF 4

	GWC-17	GWC-17
1/20/2012	<0.0025	
12/8/2015	0.0018	
12/14/2015	0.0016	
12/28/2015	0.0015	
1/13/2016	0.0013	
1/26/2016	0.0012 (J)	
4/20/2016	<0.0025	
6/15/2016	0.00073 (J)	
8/9/2016	0.00069 (J)	
9/27/2016	0.00081 (J)	
11/15/2016	0.00071 (J)	
1/11/2017	0.00062 (J)	
3/1/2017	0.00081 (J)	
4/20/2017	0.00053 (J)	
7/19/2017	0.00051 (J)	
1/11/2018	0.00046 (J)	
7/11/2018	<0.0025	
1/29/2019	0.00038 (J)	
3/27/2019	<0.0025	
9/11/2019	0.00034 (J)	
4/1/2020	0.00023 (J)	
9/15/2020	<0.0025	
3/16/2021	0.00027 (J)	
8/19/2021	0.00023 (J)	
2/22/2022	<0.0025	
8/2/2022	<0.0025	
2/8/2023	<0.0025	
8/2/2023	<0.0025	
2/6/2024		<0.0025
8/13/2024		<0.0025
2/4/2025		<0.0025

ND substitution: RL or RL/2 if <15% NDs.

Prediction Limit

Constituent: Cobalt (mg/L) Analysis Run 4/22/2025 10:36 AM View: Appendix I - Intrawell

Plant McIntosh Client: Southern Company Data: McIntosh LF 4

	GWC-18	GWC-18
1/21/2012	<0.0025	
12/8/2015	<0.0025	
12/14/2015	<0.0025	
12/28/2015	<0.0025	
1/14/2016	<0.0025	
1/26/2016	<0.0025	
4/19/2016	<0.0025	
6/16/2016	0.00017 (J)	
8/11/2016	<0.0025	
9/28/2016	<0.0025	
11/16/2016	<0.0025	
1/11/2017	<0.0025	
3/1/2017	<0.0025	
4/25/2017	<0.0025	
7/25/2017	<0.0025	
1/12/2018	<0.0025	
7/11/2018	<0.0025	
1/30/2019	0.0004 (J)	
3/27/2019	<0.0025	
9/11/2019	8.2E-05 (J)	
4/1/2020	<0.0025	
9/15/2020	<0.0025	
3/17/2021	<0.0025	
8/19/2021	<0.0025	
2/23/2022	<0.0025	
8/2/2022	<0.0025	
2/7/2023	<0.0025	
8/2/2023	<0.0025	
2/7/2024		<0.0025
8/14/2024		<0.0025
2/5/2025		<0.0025

ND substitution: RL or RL/2 if <15% NDs.

Prediction Limit

Constituent: Cobalt (mg/L) Analysis Run 4/22/2025 10:36 AM View: Appendix I - Intrawell

Plant McIntosh Client: Southern Company Data: McIntosh LF 4

	GWC-1	GWC-1
8/25/2004	<0.01	
9/11/2004	<0.01	
9/26/2004	<0.01	
7/11/2005	<0.01	
12/7/2005	<0.01	
6/24/2006	<0.01	
11/29/2006	<0.01	
6/20/2007	<0.01	
7/6/2007	<0.01	
12/13/2007	<0.01	
6/20/2008	<0.01	
12/7/2008	<0.01	
7/9/2009	<0.01	
12/28/2009	<0.01	
6/22/2010	<0.01	
1/4/2011	<0.01	
7/9/2011	<0.01	
1/21/2012	<0.01	
7/11/2012	0.0013	
1/20/2013	0.0013	
7/19/2013	0.0015	
1/15/2014	0.0017	
7/11/2014	0.0018	
1/16/2015	0.0019	
6/20/2015	0.002	
1/16/2016	0.0015	
4/20/2016	<0.01	
6/15/2016	0.0015 (J)	
8/10/2016	0.0016 (J)	
9/27/2016	0.0016 (J)	
11/15/2016	0.0015 (J)	
1/12/2017	0.0016 (J)	
3/1/2017	0.0021 (J)	
4/20/2017	0.0018 (J)	
7/19/2017	0.0015 (J)	
1/11/2018	0.0019 (J)	
7/12/2018	0.0018 (J)	
1/30/2019	0.0016 (J)	
3/27/2019	0.0017 (J)	
9/11/2019	0.002	
4/1/2020	0.0016 (J)	
9/15/2020	0.0014 (J)	
3/16/2021	0.0017 (J)	
8/18/2021	0.0018 (J)	
2/23/2022	0.0017 (J)	
8/3/2022	0.00034 (J)	
2/7/2023	0.0016 (J)	
8/2/2023	0.0016 (J)	
2/7/2024		0.0015 (J)
8/14/2024		0.0016 (J)
2/5/2025		0.0013 (J)

ND substitution: RL or RL/2 if <15% NDs.

Prediction Limit

Constituent: Cobalt (mg/L) Analysis Run 4/22/2025 10:36 AM View: Appendix I - Intrawell

Plant McIntosh Client: Southern Company Data: McIntosh LF 4

	GWC-10	GWC-10
8/25/2004	<0.0025	
9/11/2004	<0.0025	
9/26/2004	<0.0025	
10/13/2004	<0.0025	
7/12/2005	<0.0025	
12/7/2005	<0.0025	
6/24/2006	<0.0025	
11/29/2006	<0.0025	
6/20/2007	<0.0025	
7/6/2007	<0.0025	
12/13/2007	<0.0025	
6/20/2008	<0.0025	
12/7/2008	<0.0025	
7/10/2009	<0.0025	
12/29/2009	<0.0025	
6/22/2010	<0.0025	
1/4/2011	<0.0025	
7/10/2011	<0.0025	
1/19/2012	<0.0025	
1/21/2012	<0.0025	
7/11/2012	<0.0025	
1/20/2013	<0.0025	
7/19/2013	<0.0025	
7/20/2013	<0.0025	
1/16/2014	<0.0025	
7/10/2014	<0.0025	
1/16/2015	<0.0025	
6/20/2015	0.0006 (J)	
1/16/2016	<0.0025	
4/21/2016	<0.0025	
6/16/2016	1E-05 (J)	
8/10/2016	<0.0025	
9/27/2016	<0.0025	
11/15/2016	<0.0025	
1/12/2017	<0.0025	
3/1/2017	<0.0025	
4/24/2017	<0.0025	
7/24/2017	<0.0025	
1/11/2018	<0.0025	
7/12/2018	<0.0025	
1/30/2019	<0.0025	
3/27/2019	<0.0025	
9/11/2019	0.0001 (J)	
4/1/2020	<0.0025	
9/15/2020	<0.0025	
3/16/2021	<0.0025	
8/18/2021	<0.0025	
2/23/2022	<0.0025	
8/3/2022	<0.0025	
2/8/2023	<0.0025	
8/2/2023	<0.0025	
2/7/2024		<0.0025

ND substitution: RL or RL/2 if <15% NDs.

Prediction Limit

Constituent: Cobalt (mg/L) Analysis Run 4/22/2025 10:36 AM View: Appendix I - Intrawell

Plant McIntosh Client: Southern Company Data: McIntosh LF 4

	GWC-10	GWC-10
8/14/2024		<0.0025
2/4/2025		<0.0025

ND substitution: RL or RL/2 if <15% NDs.

Prediction Limit

Constituent: Cobalt (mg/L) Analysis Run 4/22/2025 10:36 AM View: Appendix I - Intrawell

Plant McIntosh Client: Southern Company Data: McIntosh LF 4

	GWC-11	GWC-11
8/25/2004	<0.0025	
9/11/2004	<0.0025	
9/26/2004	<0.0025	
10/13/2004	<0.0025	
7/12/2005	<0.0025	
12/7/2005	<0.0025	
6/25/2006	<0.0025	
11/28/2006	<0.0025	
6/21/2007	<0.0025	
7/6/2007	<0.0025	
12/14/2007	<0.0025	
6/20/2008	<0.0025	
12/7/2008	<0.0025	
7/10/2009	<0.0025	
12/29/2009	0.0071	
6/22/2010	<0.0025	
1/5/2011	<0.0025	
7/9/2011	0.0037	
1/21/2012	0.0062	
7/11/2012	0.007	
1/19/2013	<0.0025	
7/19/2013	<0.0025	
1/15/2014	0.0028	
7/11/2014	<0.0025	
1/16/2015	0.0048	
6/20/2015	<0.0025	
1/14/2016	<0.0025	
4/20/2016	<0.0025	
6/15/2016	0.00011 (J)	
8/10/2016	<0.0025	
9/27/2016	<0.0025	
11/15/2016	<0.0025	
1/12/2017	<0.0025	
3/1/2017	<0.0025	
4/24/2017	<0.0025	
7/24/2017	<0.0025	
1/11/2018	<0.0025	
7/12/2018	<0.0025	
1/30/2019	<0.0025	
3/27/2019	<0.0025	
9/11/2019	<0.0025	
4/2/2020	<0.0025	
9/15/2020	<0.0025	
3/17/2021	0.00016 (J)	
8/18/2021	<0.0025	
2/23/2022	<0.0025	
8/2/2022	<0.0025	
2/8/2023	<0.0025	
8/2/2023	<0.0025	
2/7/2024		<0.0025
8/14/2024		<0.0025
2/5/2025		<0.0025

ND substitution: RL or RL/2 if <15% NDs.

Prediction Limit

Constituent: Cobalt (mg/L) Analysis Run 4/22/2025 10:36 AM View: Appendix I - Intrawell

Plant McIntosh Client: Southern Company Data: McIntosh LF 4

	GWC-12	GWC-12
8/25/2004	<0.01	
9/11/2004	<0.01	
9/26/2004	<0.01	
10/13/2004	<0.01	
7/11/2005	<0.01	
12/7/2005	<0.01	
6/24/2006	<0.01	
11/28/2006	<0.01	
6/20/2007	<0.01	
7/6/2007	<0.01	
12/13/2007	<0.01	
6/20/2008	<0.01	
12/7/2008	<0.01	
7/10/2009	<0.01	
12/28/2009	<0.01	
6/22/2010	<0.01	
1/4/2011	<0.01	
7/9/2011	0.0039	
1/20/2012	<0.01	
7/11/2012	0.012 (O)	
1/19/2013	<0.01	
7/18/2013	<0.01	
1/15/2014	0.005	
7/11/2014	0.00079 (J)	
1/15/2015	0.00069 (J)	
6/19/2015	0.0007 (J)	
1/16/2016	0.00061 (J)	
4/20/2016	<0.01	
6/15/2016	0.00051 (J)	
8/10/2016	0.00052 (J)	
9/27/2016	0.00077 (J)	
11/15/2016	0.00055 (J)	
1/12/2017	0.0005 (J)	
3/1/2017	0.00079 (J)	
4/20/2017	0.00056 (J)	
7/20/2017	0.00051 (J)	
1/11/2018	0.0006 (J)	
7/12/2018	0.00056 (J)	
1/30/2019	0.0006 (J)	
3/27/2019	0.00051 (J)	
9/11/2019	0.00067	
4/1/2020	0.00051 (J)	
9/16/2020	0.00023 (J)	
3/16/2021	0.00058 (J)	
8/18/2021	0.00065 (J)	
2/23/2022	0.00049 (J)	
8/3/2022	0.00068 (J)	
2/7/2023	0.00058 (J)	
8/2/2023	0.00055 (J)	
2/8/2024		0.00062 (J)
8/14/2024		0.00066 (J)
2/5/2025		0.00057 (J)

ND substitution: RL or RL/2 if <15% NDs.

Prediction Limit

Constituent: Cobalt (mg/L) Analysis Run 4/22/2025 10:36 AM View: Appendix I - Intrawell

Plant McIntosh Client: Southern Company Data: McIntosh LF 4

	GWC-19	GWC-19
12/8/2015	0.00084 (J)	
12/15/2015	0.00063 (J)	
12/28/2015	0.00071 (J)	
1/14/2016	<0.0025	
1/26/2016	<0.0025	
4/19/2016	<0.0025	
6/16/2016	6.7E-05 (J)	
8/10/2016	<0.0025	
9/28/2016	<0.0025	
11/15/2016	<0.0025	
1/16/2017	<0.0025	
3/1/2017	<0.0025	
4/25/2017	<0.0025	
7/25/2017	<0.0025	
1/12/2018	<0.0025	
7/11/2018	<0.0025	
1/29/2019	<0.0025	
3/27/2019	<0.0025	
9/11/2019	9.9E-05 (J)	
4/1/2020	<0.0025	
9/16/2020	<0.0025	
3/16/2021	<0.0025	
8/19/2021	<0.0025	
2/23/2022	<0.0025	
8/3/2022	<0.0025	
2/8/2023	<0.0025	
8/2/2023	<0.0025	
2/7/2024		<0.0025
8/14/2024		<0.0025
2/4/2025		<0.0025

ND substitution: RL or RL/2 if <15% NDs.

Prediction Limit

Constituent: Cobalt (mg/L) Analysis Run 4/22/2025 10:36 AM View: Appendix I - Intrawell

Plant McIntosh Client: Southern Company Data: McIntosh LF 4

	GWC-20	GWC-20
12/9/2015	0.0055	
12/14/2015	0.0073	
12/29/2015	0.0076	
1/14/2016	0.0056	
1/25/2016	0.0061	
4/21/2016	0.00468 (J)	
6/16/2016	0.0032 (J)	
8/10/2016	0.0025	
9/27/2016	0.0023 (J)	
11/15/2016	0.0019 (J)	
1/13/2017	0.0017 (J)	
3/1/2017	0.0021 (J)	
4/25/2017	0.0016 (J)	
7/25/2017	0.0016 (J)	
1/12/2018	0.0014 (J)	
7/11/2018	0.0013 (J)	
1/29/2019	0.00084 (J)	
3/27/2019	0.0012 (J)	
9/11/2019	0.0014	
4/1/2020	0.00094 (J)	
9/15/2020	0.00097 (J)	
3/16/2021	0.0009 (J)	
8/19/2021	0.00088 (J)	
2/22/2022	0.0009 (J)	
8/3/2022	0.00091 (J)	
2/8/2023	0.00075 (J)	
8/2/2023	0.00082 (J)	
2/7/2024		0.00078 (J)
8/14/2024		0.00072 (J)
2/5/2025		0.00067 (J)

Prediction Limit

Constituent: Cobalt (mg/L) Analysis Run 4/22/2025 10:36 AM View: Appendix I - Intrawell

Plant McIntosh Client: Southern Company Data: McIntosh LF 4

	GWC-21	GWC-21
12/9/2015	0.0013	
12/14/2015	0.0014	
12/29/2015	0.0018	
1/14/2016	0.0018	
1/25/2016	0.0019	
4/21/2016	<0.01	
6/16/2016	0.0021 (J)	
8/10/2016	0.0015 (J)	
9/27/2016	0.015 (O)	
11/15/2016	0.0017 (J)	
1/12/2017	0.0014 (J)	
3/1/2017	0.0019 (J)	
4/24/2017	0.0015 (J)	
7/25/2017	0.0014 (J)	
1/11/2018	0.0013 (J)	
7/11/2018	0.0012 (J)	
1/30/2019	0.00099 (J)	
3/27/2019	0.001 (J)	
9/11/2019	0.0012	
4/1/2020	0.00088 (J)	
9/15/2020	0.00088 (J)	
3/17/2021	0.00092 (J)	
8/19/2021	0.00077 (J)	
2/23/2022	0.00079 (J)	
8/4/2022	0.00083 (J)	
2/8/2023	0.00077 (J)	
8/3/2023	0.0007 (J)	
2/7/2024		0.0008 (J)
8/14/2024		0.00079 (J)
2/5/2025		0.00077 (J)

ND substitution: RL or RL/2 if <15% NDs.

Prediction Limit

Constituent: Cobalt (mg/L) Analysis Run 4/22/2025 10:36 AM View: Appendix I - Intrawell

Plant McIntosh Client: Southern Company Data: McIntosh LF 4

	GWC-23	GWC-23
6/16/2016	0.0019 (J)	
8/10/2016	0.0051	
9/28/2016	0.0058	
11/16/2016	0.0063	
1/17/2017	0.0057	
3/2/2017	0.0095	
4/25/2017	0.0078	
7/13/2017	0.0061	
7/25/2017	0.0074	
1/12/2018	0.0072	
7/12/2018	0.0077	
1/30/2019	0.0061	
3/27/2019	0.006	
9/11/2019	0.0059	
4/1/2020	0.0037	
9/15/2020	0.0032	
3/17/2021	0.0035	
8/19/2021	0.0025	
2/23/2022	0.0026	
8/4/2022	0.0016 (J)	
2/8/2023	0.0014 (J)	
8/3/2023	0.00045 (J)	
2/7/2024		0.0012 (J)
8/14/2024		0.0013 (J)
2/5/2025		0.00095 (J)

Prediction Limit

Constituent: Cobalt (mg/L) Analysis Run 4/22/2025 10:36 AM View: Appendix I - Intrawell

Plant McIntosh Client: Southern Company Data: McIntosh LF 4

	GWC-9	GWC-9
8/25/2004	<0.0025	
9/11/2004	<0.0025	
9/26/2004	<0.0025	
10/13/2004	<0.0025	
7/12/2005	<0.0025	
12/8/2005	<0.0025	
6/25/2006	<0.0025	
11/29/2006	<0.0025	
6/20/2007	<0.0025	
7/6/2007	<0.0025	
12/13/2007	<0.0025	
6/20/2008	<0.0025	
12/7/2008	<0.0025	
7/9/2009	<0.0025	
12/29/2009	<0.0025	
6/22/2010	<0.0025	
1/5/2011	<0.0025	
7/9/2011	<0.0025	
1/21/2012	<0.0025	
7/11/2012	0.0013	
1/19/2013	0.0055	
7/18/2013	<0.0025	
1/15/2014	0.00052 (J)	
7/10/2014	0.00055 (J)	
1/16/2015	<0.0025	
6/20/2015	0.00052 (J)	
1/14/2016	0.00051 (J)	
4/19/2016	<0.0025	
6/15/2016	0.00052 (J)	
8/10/2016	0.0006 (J)	
9/27/2016	0.00063 (J)	
11/15/2016	0.00053 (J)	
1/13/2017	0.00052 (J)	
3/1/2017	0.00084 (J)	
4/24/2017	0.00055 (J)	
7/24/2017	0.00058 (J)	
1/12/2018	0.00054 (J)	
7/12/2018	0.00072 (J)	
1/30/2019	0.00066 (J)	
3/27/2019	0.00051 (J)	
9/11/2019	0.00083	
4/1/2020	0.00042 (J)	
9/16/2020	0.00037 (J)	
3/17/2021	0.00092 (J)	
8/19/2021	0.00063 (J)	
2/23/2022	0.00064 (J)	
8/3/2022	0.00034 (J)	
2/8/2023	<0.0025	
8/2/2023	<0.0025	
2/7/2024		<0.0025
8/14/2024		<0.0025
2/5/2025		0.00039 (J)

ND substitution: RL or RL/2 if <15% NDs.

Prediction Limit

Constituent: Copper (mg/L) Analysis Run 4/22/2025 10:36 AM View: Appendix I - Intrawell

Plant McIntosh Client: Southern Company Data: McIntosh LF 4

	GWA-2	GWA-2
8/25/2004	<0.002	
9/11/2004	0.003	
9/26/2004	<0.002	
10/13/2004	<0.002	
7/11/2005	<0.002	
12/7/2005	<0.002	
6/23/2006	<0.002	
11/28/2006	<0.002	
6/19/2007	<0.002	
7/6/2007	<0.002	
12/13/2007	<0.002	
6/20/2008	<0.002	
12/7/2008	<0.002	
7/9/2009	<0.002	
12/28/2009	<0.002	
6/22/2010	<0.002	
1/4/2011	<0.002	
7/9/2011	<0.002	
1/21/2012	<0.002	
7/11/2012	<0.002	
1/20/2013	<0.002	
7/19/2013	<0.002	
1/15/2014	<0.002	
7/11/2014	<0.002	
1/16/2015	<0.002	
6/20/2015	<0.002	
1/16/2016	<0.002	
6/14/2016	<0.002	
1/10/2017	<0.002	
7/17/2017	<0.002	
1/10/2018	<0.002	
7/11/2018	<0.002	
1/29/2019	<0.002	
3/27/2019	<0.002	
9/11/2019	<0.002	
4/1/2020	<0.002	
9/15/2020	<0.002	
3/16/2021	<0.002	
8/17/2021	<0.002	
2/22/2022	<0.002	
8/2/2022	<0.002	
2/7/2023	<0.002	
8/1/2023	<0.002	
2/6/2024		<0.002
8/15/2024		<0.002
2/4/2025		<0.002

ND substitution: RL or RL/2 if <15% NDs.

Prediction Limit

Constituent: Copper (mg/L) Analysis Run 4/22/2025 10:36 AM View: Appendix I - Intrawell

Plant McIntosh Client: Southern Company Data: McIntosh LF 4

	GWA-3	GWA-3
8/25/2004	<0.002	
9/11/2004	<0.002	
9/26/2004	0.0029	
10/13/2004	<0.002	
7/11/2005	<0.002	
12/7/2005	<0.002	
6/23/2006	0.0026	
11/28/2006	<0.002	
6/19/2007	0.0034	
7/6/2007	0.0034	
12/13/2007	<0.002	
6/20/2008	<0.002	
12/7/2008	<0.002	
7/9/2009	<0.002	
12/28/2009	<0.002	
6/22/2010	<0.002	
1/5/2011	0.014 (O)	
7/9/2011	<0.002	
1/20/2012	<0.002	
7/11/2012	<0.002	
1/19/2013	<0.002	
7/18/2013	<0.002	
1/15/2014	<0.002	
7/11/2014	<0.002	
1/15/2015	<0.002	
6/19/2015	<0.002	
1/16/2016	<0.002	
6/14/2016	<0.002	
1/10/2017	<0.002	
7/18/2017	<0.002	
1/10/2018	<0.002	
7/11/2018	<0.002	
1/29/2019	<0.002	
3/27/2019	<0.002	
9/11/2019	0.00092 (J)	
4/1/2020	<0.002	
9/15/2020	0.00095 (J)	
3/16/2021	<0.002	
8/17/2021	<0.002	
2/22/2022	<0.002	
8/2/2022	<0.002	
2/7/2023	<0.002	
8/2/2023	<0.002	
2/6/2024		<0.002
8/13/2024		<0.002
2/4/2025		<0.002

ND substitution: RL or RL/2 if <15% NDs.

Prediction Limit

Constituent: Copper (mg/L) Analysis Run 4/22/2025 10:36 AM View: Appendix I - Intrawell

Plant McIntosh Client: Southern Company Data: McIntosh LF 4

	GWA-4A	GWA-4A
8/25/2004	0.0023	
9/11/2004	<0.002	
9/26/2004	<0.002	
10/13/2004	<0.002	
7/12/2005	<0.002	
12/8/2005	<0.002	
6/24/2006	<0.002	
11/28/2006	<0.002	
6/19/2007	<0.002	
12/13/2007	<0.002	
6/20/2008	<0.002	
12/7/2008	<0.002	
7/9/2009	<0.002	
12/30/2009	<0.002	
6/22/2010	<0.002	
1/4/2011	<0.002	
7/10/2011	<0.002	
1/21/2012	<0.002	
7/11/2012	<0.002	
1/20/2013	<0.002	
7/19/2013	<0.002	
1/16/2014	<0.002	
7/10/2014	<0.002	
1/16/2015	<0.002	
6/20/2015	<0.002	
1/14/2016	<0.002	
6/14/2016	<0.002	
1/10/2017	<0.002	
7/18/2017	<0.002	
1/10/2018	<0.002	
7/11/2018	<0.002	
1/29/2019	<0.002	
3/26/2019	0.0021 (J)	
9/10/2019	0.0016 (J)	
3/31/2020	0.0051	
9/16/2020	0.00079 (J)	
3/17/2021	0.0012 (J)	
8/19/2021	0.00087 (J)	
2/23/2022	0.0012 (J)	
8/3/2022	<0.002	
2/7/2023	<0.002	
8/1/2023	<0.002	
2/6/2024		<0.002
8/13/2024		<0.002
2/3/2025		<0.002

ND substitution: RL or RL/2 if <15% NDs.

Prediction Limit

Constituent: Copper (mg/L) Analysis Run 4/22/2025 10:36 AM View: Appendix I - Intrawell

Plant McIntosh Client: Southern Company Data: McIntosh LF 4

	GWA-5	GWA-5
8/25/2004	<0.002	
9/11/2004	<0.002	
9/26/2004	<0.002	
10/13/2004	<0.002	
7/12/2005	<0.002	
12/8/2005	<0.002	
6/24/2006	<0.002	
11/28/2006	<0.002	
6/19/2007	<0.002	
7/6/2007	<0.002	
12/14/2007	<0.002	
6/20/2008	<0.002	
12/7/2008	<0.002	
7/9/2009	<0.002	
12/29/2009	<0.002	
6/22/2010	<0.002	
1/4/2011	<0.002	
7/9/2011	<0.002	
1/21/2012	<0.002	
7/11/2012	<0.002	
1/19/2013	<0.002	
7/18/2013	<0.002	
1/15/2014	<0.002	
7/10/2014	<0.002	
1/15/2015	<0.002	
6/19/2015	<0.002	
1/14/2016	0.00084 (J)	
6/14/2016	0.0021 (J)	
1/11/2017	<0.002	
7/18/2017	<0.002	
1/10/2018	<0.002	
7/11/2018	<0.002	
1/29/2019	<0.002	
3/26/2019	<0.002	
9/10/2019	<0.002	
3/31/2020	<0.002	
9/15/2020	<0.002	
3/17/2021	<0.002	
8/19/2021	<0.002	
2/22/2022	<0.002	
8/2/2022	<0.002	
2/7/2023	<0.002	
8/1/2023	<0.002	
2/6/2024		<0.002
8/13/2024		<0.002
2/4/2025		<0.002

ND substitution: RL or RL/2 if <15% NDs.

Prediction Limit

Constituent: Copper (mg/L) Analysis Run 4/22/2025 10:36 AM View: Appendix I - Intrawell

Plant McIntosh Client: Southern Company Data: McIntosh LF 4

	GWA-13	GWA-13
6/22/2010	<0.002	
1/20/2012	<0.002	
12/7/2015	<0.002	
12/15/2015	<0.002	
12/29/2015	<0.002	
1/13/2016	<0.002	
1/25/2016	<0.002	
6/14/2016	<0.002	
1/12/2017	<0.002	
7/18/2017	<0.002	
1/10/2018	<0.002	
7/11/2018	<0.002	
1/29/2019	<0.002	
3/26/2019	<0.002	
9/10/2019	0.00066 (J)	
3/31/2020	<0.002	
9/15/2020	<0.002	
3/16/2021	<0.002	
8/18/2021	<0.002	
2/22/2022	<0.002	
8/2/2022	<0.002	
2/6/2023	<0.002	
8/1/2023	<0.002	
2/6/2024		<0.002
8/13/2024		<0.002
2/4/2025		<0.002

ND substitution: RL or RL/2 if <15% NDs.

Prediction Limit

Constituent: Copper (mg/L) Analysis Run 4/22/2025 10:36 AM View: Appendix I - Intrawell

Plant McIntosh Client: Southern Company Data: McIntosh LF 4

	GWA-14	GWA-14
7/12/2012	<0.002	
12/7/2015	<0.002	
12/15/2015	<0.002	
12/29/2015	<0.002	
1/13/2016	<0.002	
1/25/2016	0.0014 (J)	
6/14/2016	<0.002	
1/11/2017	<0.002	
7/19/2017	<0.002	
1/11/2018	<0.002	
7/11/2018	<0.002	
1/29/2019	<0.002	
3/26/2019	<0.002	
9/10/2019	0.00076 (J)	
4/1/2020	<0.002	
9/15/2020	<0.002	
3/16/2021	<0.002	
8/17/2021	<0.002	
2/22/2022	<0.002	
8/2/2022	<0.002	
2/7/2023	<0.002	
8/2/2023	<0.002	
2/6/2024		<0.002
8/13/2024		<0.002
2/4/2025		<0.002

ND substitution: RL or RL/2 if <15% NDs.

Prediction Limit

Constituent: Copper (mg/L) Analysis Run 4/22/2025 10:36 AM View: Appendix I - Intrawell

Plant McIntosh Client: Southern Company Data: McIntosh LF 4

	GWA-15	GWA-15
12/7/2015	0.00084 (J)	
12/15/2015	<0.002	
12/28/2015	<0.002	
1/13/2016	<0.002	
1/25/2016	<0.002	
6/15/2016	<0.002	
1/11/2017	<0.002	
7/19/2017	<0.002	
1/11/2018	<0.002	
7/11/2018	<0.002	
1/29/2019	<0.002	
3/26/2019	<0.002	
9/11/2019	<0.002	
4/1/2020	<0.002	
9/15/2020	<0.002	
3/17/2021	<0.002	
8/19/2021	<0.002	
2/22/2022	<0.002	
8/2/2022	<0.002	
2/7/2023	<0.002	
8/1/2023	<0.002	
2/6/2024		<0.002
8/13/2024		<0.002
2/4/2025		<0.002

ND substitution: RL or RL/2 if <15% NDs.

Prediction Limit

Constituent: Copper (mg/L) Analysis Run 4/22/2025 10:36 AM View: Appendix I - Intrawell

Plant McIntosh Client: Southern Company Data: McIntosh LF 4

	GWA-16	GWA-16
12/7/2015	0.001 (J)	
12/14/2015	<0.002	
12/28/2015	<0.002	
1/13/2016	<0.002	
1/25/2016	0.00081 (J)	
6/15/2016	<0.002	
1/11/2017	<0.002	
7/19/2017	<0.002	
1/11/2018	<0.002	
7/11/2018	<0.002	
1/29/2019	<0.002	
3/26/2019	<0.002	
9/10/2019	<0.002	
4/1/2020	<0.002	
9/15/2020	<0.002	
3/16/2021	<0.002	
8/17/2021	<0.002	
2/22/2022	<0.002	
8/2/2022	<0.002	
2/7/2023	<0.002	
8/1/2023	<0.002	
2/6/2024		<0.002
8/13/2024		<0.002
2/4/2025		<0.002

ND substitution: RL or RL/2 if <15% NDs.

Prediction Limit

Constituent: Copper (mg/L) Analysis Run 4/22/2025 10:36 AM View: Appendix I - Intrawell

Plant McIntosh Client: Southern Company Data: McIntosh LF 4

	GWC-17	GWC-17
1/20/2012	<0.002	
12/8/2015	0.0021 (J)	
12/14/2015	0.0018 (J)	
12/28/2015	<0.002	
1/13/2016	<0.002	
1/26/2016	<0.002	
6/15/2016	<0.002	
1/11/2017	<0.002	
7/19/2017	<0.002	
1/11/2018	<0.002	
7/11/2018	<0.002	
1/29/2019	<0.002	
3/27/2019	<0.002	
9/11/2019	0.0012 (J)	
4/1/2020	<0.002	
9/15/2020	<0.002	
3/16/2021	<0.002	
8/19/2021	<0.002	
2/22/2022	<0.002	
8/2/2022	<0.002	
2/8/2023	<0.002	
8/2/2023	<0.002	
2/6/2024		<0.002
8/13/2024		<0.002
2/4/2025		<0.002

ND substitution: RL or RL/2 if <15% NDs.

Prediction Limit

Constituent: Copper (mg/L) Analysis Run 4/22/2025 10:36 AM View: Appendix I - Intrawell

Plant McIntosh Client: Southern Company Data: McIntosh LF 4

	GWC-18	GWC-18
1/21/2012	<0.002	
12/8/2015	<0.002	
12/14/2015	0.00096 (J)	
12/28/2015	<0.002	
1/14/2016	<0.002	
1/26/2016	<0.002	
6/16/2016	0.00068 (J)	
1/11/2017	<0.002	
7/25/2017	<0.002	
1/12/2018	<0.002	
7/11/2018	<0.002	
1/30/2019	0.0021 (J)	
3/27/2019	<0.002	
9/11/2019	0.0011 (J)	
4/1/2020	<0.002	
9/15/2020	<0.002	
3/17/2021	0.001 (J)	
8/19/2021	0.00089 (J)	
2/23/2022	<0.002	
8/2/2022	<0.002	
2/7/2023	<0.002	
8/2/2023	0.0013 (J)	
2/7/2024		<0.002
8/14/2024		<0.002
2/5/2025		<0.002

ND substitution: RL or RL/2 if <15% NDs.

Prediction Limit

Constituent: Copper (mg/L) Analysis Run 4/22/2025 10:36 AM View: Appendix I - Intrawell

Plant McIntosh Client: Southern Company Data: McIntosh LF 4

	GWC-1	GWC-1
8/25/2004	<0.002	
9/11/2004	<0.002	
9/26/2004	<0.002	
7/11/2005	<0.002	
12/7/2005	<0.002	
6/24/2006	<0.002	
11/29/2006	<0.002	
6/20/2007	<0.002	
7/6/2007	<0.002	
12/13/2007	<0.002	
6/20/2008	<0.002	
12/7/2008	<0.002	
7/9/2009	<0.002	
12/28/2009	<0.002	
6/22/2010	<0.002	
1/4/2011	<0.002	
7/9/2011	<0.002	
1/21/2012	<0.002	
7/11/2012	<0.002	
1/20/2013	<0.002	
7/19/2013	<0.002	
1/15/2014	<0.002	
7/11/2014	<0.002	
1/16/2015	<0.002	
6/20/2015	<0.002	
1/16/2016	<0.002	
6/15/2016	<0.002	
1/12/2017	<0.002	
7/19/2017	<0.002	
1/11/2018	<0.002	
7/12/2018	<0.002	
1/30/2019	<0.002	
3/27/2019	<0.002	
9/11/2019	0.001 (J)	
4/1/2020	<0.002	
9/15/2020	<0.002	
3/16/2021	<0.002	
8/18/2021	<0.002	
2/23/2022	<0.002	
8/3/2022	<0.002	
2/7/2023	<0.002	
8/2/2023	<0.002	
2/7/2024		<0.002
8/14/2024		<0.002
2/5/2025		<0.002

ND substitution: RL or RL/2 if <15% NDs.

Prediction Limit

Constituent: Copper (mg/L) Analysis Run 4/22/2025 10:36 AM View: Appendix I - Intrawell

Plant McIntosh Client: Southern Company Data: McIntosh LF 4

	GWC-11	GWC-11
8/25/2004	<0.002	
9/11/2004	<0.002	
9/26/2004	<0.002	
10/13/2004	<0.002	
7/12/2005	<0.002	
12/7/2005	<0.002	
6/25/2006	<0.002	
11/28/2006	0.0027	
6/21/2007	<0.002	
7/6/2007	<0.002	
12/14/2007	<0.002	
6/20/2008	<0.002	
12/7/2008	<0.002	
7/10/2009	<0.002	
12/29/2009	<0.002	
6/22/2010	<0.002	
1/5/2011	<0.002	
7/9/2011	<0.002	
1/21/2012	<0.002	
7/11/2012	<0.002	
1/19/2013	<0.002	
7/19/2013	<0.002	
1/15/2014	<0.002	
7/11/2014	0.0014 (J)	
1/16/2015	<0.002	
6/20/2015	<0.002	
1/14/2016	<0.002	
6/15/2016	<0.002	
1/12/2017	<0.002	
7/24/2017	<0.002	
1/11/2018	<0.002	
7/12/2018	<0.002	
1/30/2019	<0.002	
3/27/2019	<0.002	
9/11/2019	<0.002	
4/2/2020	0.0013 (J)	
9/15/2020	<0.002	
3/17/2021	0.0019 (J)	
8/18/2021	<0.002	
2/23/2022	<0.002	
8/2/2022	<0.002	
2/8/2023	<0.002	
8/2/2023	<0.002	
2/7/2024		<0.002
8/14/2024		<0.002
2/5/2025		<0.002

ND substitution: RL or RL/2 if <15% NDs.

Prediction Limit

Constituent: Copper (mg/L) Analysis Run 4/22/2025 10:36 AM View: Appendix I - Intrawell

Plant McIntosh Client: Southern Company Data: McIntosh LF 4

	GWC-12	GWC-12
8/25/2004	<0.002	
9/11/2004	<0.002	
9/26/2004	<0.002	
10/13/2004	<0.002	
7/11/2005	<0.002	
12/7/2005	<0.002	
6/24/2006	<0.002	
11/28/2006	<0.002	
6/20/2007	<0.002	
7/6/2007	<0.002	
12/13/2007	<0.002	
6/20/2008	<0.002	
12/7/2008	<0.002	
7/10/2009	<0.002	
12/28/2009	<0.002	
6/22/2010	<0.002	
1/4/2011	<0.002	
7/9/2011	<0.002	
1/20/2012	<0.002	
7/11/2012	<0.002	
1/19/2013	<0.002	
7/18/2013	<0.002	
1/15/2014	<0.002	
7/11/2014	<0.002	
1/15/2015	<0.002	
6/19/2015	<0.002	
1/16/2016	<0.002	
6/15/2016	<0.002	
1/12/2017	<0.002	
7/20/2017	<0.002	
1/11/2018	<0.002	
7/12/2018	<0.002	
1/30/2019	<0.002	
3/27/2019	<0.002	
9/11/2019	0.00069 (J)	
4/1/2020	<0.002	
9/16/2020	<0.002	
3/16/2021	<0.002	
8/18/2021	0.00096 (J)	
2/23/2022	<0.002	
8/3/2022	<0.002	
2/7/2023	<0.002	
8/2/2023	<0.002	
2/8/2024		<0.002
8/14/2024		<0.002
2/5/2025		<0.002

ND substitution: RL or RL/2 if <15% NDs.

Prediction Limit

Constituent: Copper (mg/L) Analysis Run 4/22/2025 10:36 AM View: Appendix I - Intrawell

Plant McIntosh Client: Southern Company Data: McIntosh LF 4

	GWC-19	GWC-19
12/8/2015	<0.002	
12/15/2015	<0.002	
12/28/2015	<0.002	
1/14/2016	<0.002	
1/26/2016	<0.002	
6/16/2016	0.00024 (J)	
1/16/2017	<0.002	
7/25/2017	<0.002	
1/12/2018	<0.002	
7/11/2018	<0.002	
1/29/2019	<0.002	
3/27/2019	<0.002	
9/11/2019	0.00085 (J)	
4/1/2020	<0.002	
9/16/2020	<0.002	
3/16/2021	<0.002	
8/19/2021	<0.002	
2/23/2022	<0.002	
8/3/2022	<0.002	
2/8/2023	<0.002	
8/2/2023	<0.002	
2/7/2024		<0.002
8/14/2024		<0.002
2/4/2025		<0.002

ND substitution: RL or RL/2 if <15% NDs.

Prediction Limit

Constituent: Copper (mg/L) Analysis Run 4/22/2025 10:36 AM View: Appendix I - Intrawell

Plant McIntosh Client: Southern Company Data: McIntosh LF 4

	GWC-20	GWC-20
12/9/2015	<0.002	
12/14/2015	<0.002	
12/29/2015	<0.002	
1/14/2016	<0.002	
1/25/2016	<0.002	
6/16/2016	0.00032 (J)	
1/13/2017	<0.002	
7/25/2017	<0.002	
1/12/2018	<0.002	
7/11/2018	<0.002	
1/29/2019	<0.002	
3/27/2019	<0.002	
9/11/2019	0.0012 (J)	
4/1/2020	<0.002	
9/15/2020	<0.002	
3/16/2021	<0.002	
8/19/2021	<0.002	
2/22/2022	<0.002	
8/3/2022	<0.002	
2/8/2023	<0.002	
8/2/2023	<0.002	
2/7/2024		<0.002
8/14/2024		<0.002
2/5/2025		<0.002

ND substitution: RL or RL/2 if <15% NDs.

Prediction Limit

Constituent: Copper (mg/L) Analysis Run 4/22/2025 10:36 AM View: Appendix I - Intrawell

Plant McIntosh Client: Southern Company Data: McIntosh LF 4

	GWC-21	GWC-21
12/9/2015	<0.002	
12/14/2015	<0.002	
12/29/2015	0.00082 (J)	
1/14/2016	0.0064 (O)	
1/25/2016	<0.002	
6/16/2016	0.00042 (J)	
1/12/2017	<0.002	
7/25/2017	<0.002	
1/11/2018	<0.002	
7/11/2018	<0.002	
1/30/2019	<0.002	
3/27/2019	<0.002	
9/11/2019	0.00066 (J)	
4/1/2020	<0.002	
9/15/2020	<0.002	
3/17/2021	<0.002	
8/19/2021	<0.002	
2/23/2022	<0.002	
8/4/2022	<0.002	
2/8/2023	<0.002	
8/3/2023	<0.002	
2/7/2024		<0.002
8/14/2024		<0.002
2/5/2025		<0.002

ND substitution: RL or RL/2 if <15% NDs.

Prediction Limit

Constituent: Copper (mg/L) Analysis Run 4/22/2025 10:36 AM View: Appendix I - Intrawell

Plant McIntosh Client: Southern Company Data: McIntosh LF 4

	GWC-23	GWC-23
6/16/2016	0.0011 (J)	
1/17/2017	<0.002	
7/25/2017	<0.002	
1/12/2018	<0.002	
7/12/2018	<0.002	
1/30/2019	<0.002	
3/27/2019	<0.002	
9/11/2019	0.00092 (J)	
4/1/2020	<0.002	
9/15/2020	<0.002	
3/17/2021	<0.002	
8/19/2021	0.0013 (J)	
2/23/2022	<0.002	
8/4/2022	<0.002	
2/8/2023	<0.002	
8/3/2023	<0.002	
2/7/2024		<0.002
8/14/2024		<0.002
2/5/2025		<0.002

ND substitution: RL or RL/2 if <15% NDs.

Prediction Limit

Constituent: Copper (mg/L) Analysis Run 4/22/2025 10:36 AM View: Appendix I - Intrawell

Plant McIntosh Client: Southern Company Data: McIntosh LF 4

	GWC-9	GWC-9
8/25/2004	<0.002	
9/11/2004	<0.002	
9/26/2004	0.0021	
10/13/2004	<0.002	
7/12/2005	<0.002	
12/8/2005	<0.002	
6/25/2006	<0.002	
11/29/2006	<0.002	
6/20/2007	<0.002	
7/6/2007	<0.002	
12/13/2007	<0.002	
6/20/2008	<0.002	
12/7/2008	<0.002	
7/9/2009	<0.002	
12/29/2009	<0.002	
6/22/2010	<0.002	
1/5/2011	<0.002	
7/9/2011	<0.002	
1/21/2012	<0.002	
7/11/2012	<0.002	
1/19/2013	<0.002	
7/18/2013	<0.002	
1/15/2014	<0.002	
7/10/2014	<0.002	
1/16/2015	<0.002	
6/20/2015	<0.002	
1/14/2016	<0.002	
6/15/2016	<0.002	
1/13/2017	<0.002	
7/24/2017	<0.002	
1/12/2018	<0.002	
7/12/2018	<0.002	
1/30/2019	0.002 (J)	
3/27/2019	<0.002	
9/11/2019	0.00092 (J)	
4/1/2020	<0.002	
9/16/2020	<0.002	
3/17/2021	<0.002	
8/19/2021	<0.002	
2/23/2022	<0.002	
8/3/2022	<0.002	
2/8/2023	<0.002	
8/2/2023	<0.002	
2/7/2024		<0.002
8/14/2024		<0.002
2/5/2025		<0.002

ND substitution: RL or RL/2 if <15% NDs.

Prediction Limit

Constituent: Lead (mg/L) Analysis Run 4/22/2025 10:36 AM View: Appendix I - Intrawell

Plant McIntosh Client: Southern Company Data: McIntosh LF 4

	GWA-2	GWA-2
8/25/2004	<0.001	
9/11/2004	<0.001	
9/26/2004	<0.001	
10/13/2004	<0.001	
7/11/2005	<0.001	
12/7/2005	<0.001	
6/23/2006	<0.001	
11/28/2006	<0.001	
6/19/2007	<0.001	
7/6/2007	<0.001	
12/13/2007	<0.001	
6/20/2008	<0.001	
12/7/2008	<0.001	
7/9/2009	<0.001	
12/28/2009	<0.001	
6/22/2010	<0.001	
1/4/2011	<0.001	
7/9/2011	<0.001	
1/21/2012	<0.001	
7/11/2012	<0.001	
1/20/2013	<0.001	
7/19/2013	<0.001	
1/15/2014	<0.001	
7/11/2014	<0.001	
1/16/2015	<0.001	
6/20/2015	<0.001	
1/16/2016	<0.001	
4/19/2016	<0.001	
6/14/2016	<0.001	
8/9/2016	<0.001	
9/26/2016	<0.001	
11/15/2016	<0.001	
1/10/2017	<0.001	
2/28/2017	<0.001	
4/19/2017	<0.001	
7/17/2017	<0.001	
1/10/2018	<0.001	
7/11/2018	<0.001	
1/29/2019	0.00024 (J)	
3/27/2019	<0.001	
9/11/2019	<0.001	
4/1/2020	<0.001	
9/15/2020	<0.001	
3/16/2021	<0.001	
8/17/2021	0.00081 (J)	
2/22/2022	0.0054	
8/2/2022	0.00043 (J)	
2/7/2023	0.0015	
8/1/2023	0.00088 (J)	
2/6/2024		0.0022
8/15/2024		0.0007 (J)
2/4/2025		0.00083 (J)

ND substitution: RL or RL/2 if <15% NDs.

Prediction Limit

Constituent: Lead (mg/L) Analysis Run 4/22/2025 10:36 AM View: Appendix I - Intrawell

Plant McIntosh Client: Southern Company Data: McIntosh LF 4

	GWA-3	GWA-3
8/25/2004	<0.001	
9/11/2004	<0.001	
9/26/2004	<0.001	
10/13/2004	<0.001	
7/11/2005	<0.001	
12/7/2005	<0.001	
6/23/2006	<0.001	
11/28/2006	<0.001	
6/19/2007	<0.001	
7/6/2007	<0.001	
12/13/2007	<0.001	
6/20/2008	<0.001	
12/7/2008	<0.001	
7/9/2009	<0.001	
12/28/2009	<0.001	
6/22/2010	<0.001	
1/5/2011	0.014 (O)	
7/9/2011	<0.001	
1/20/2012	<0.001	
7/11/2012	<0.001	
1/19/2013	<0.001	
7/18/2013	<0.001	
1/15/2014	<0.001	
7/11/2014	<0.001	
1/15/2015	<0.001	
6/19/2015	<0.001	
1/16/2016	<0.001	
4/19/2016	<0.001	
6/14/2016	<0.001	
8/9/2016	<0.001	
9/27/2016	<0.001	
11/14/2016	<0.001	
1/10/2017	<0.001	
2/28/2017	<0.001	
4/19/2017	<0.001	
7/18/2017	<0.001	
1/10/2018	<0.001	
7/11/2018	<0.001	
1/29/2019	9.8E-05 (J)	
3/27/2019	<0.001	
9/11/2019	<0.001	
4/1/2020	<0.001	
9/15/2020	<0.001	
3/16/2021	<0.001	
8/17/2021	<0.001	
2/22/2022	<0.001	
8/2/2022	0.015	
2/7/2023	<0.001	
8/2/2023	<0.001	
2/6/2024		<0.001
8/13/2024		<0.001
2/4/2025		<0.001

ND substitution: RL or RL/2 if <15% NDs.

Prediction Limit

Constituent: Lead (mg/L) Analysis Run 4/22/2025 10:36 AM View: Appendix I - Intrawell

Plant McIntosh Client: Southern Company Data: McIntosh LF 4

	GWA-4A	GWA-4A
8/25/2004	<0.001	
9/11/2004	<0.001	
9/26/2004	<0.001	
10/13/2004	<0.001	
7/12/2005	<0.001	
12/8/2005	<0.001	
6/24/2006	<0.001	
11/28/2006	<0.001	
6/19/2007	<0.001	
12/13/2007	<0.001	
6/20/2008	<0.001	
12/7/2008	<0.001	
7/9/2009	<0.001	
12/30/2009	<0.001	
6/22/2010	<0.001	
1/4/2011	<0.001	
7/10/2011	<0.001	
1/21/2012	<0.001	
7/11/2012	<0.001	
1/20/2013	<0.001	
7/19/2013	<0.001	
1/16/2014	<0.001	
7/10/2014	<0.001	
1/16/2015	<0.001	
6/20/2015	<0.001	
1/14/2016	<0.001	
4/20/2016	<0.001	
6/14/2016	<0.001	
8/11/2016	<0.001	
9/27/2016	<0.001	
11/14/2016	<0.001	
1/10/2017	<0.001	
2/28/2017	<0.001	
4/20/2017	<0.001	
7/18/2017	<0.001	
1/10/2018	<0.001	
7/11/2018	<0.001	
1/29/2019	0.00026 (J)	
3/26/2019	<0.001	
9/10/2019	0.00051 (J)	
3/31/2020	0.00024 (J)	
9/16/2020	<0.001	
3/17/2021	<0.001	
8/19/2021	<0.001	
2/23/2022	0.00019 (J)	
8/3/2022	0.0037	
2/7/2023	<0.001	
8/1/2023	<0.001	
2/6/2024		<0.001
8/13/2024		<0.001
2/3/2025		<0.001

ND substitution: RL or RL/2 if <15% NDs.

Prediction Limit

Constituent: Lead (mg/L) Analysis Run 4/22/2025 10:36 AM View: Appendix I - Intrawell

Plant McIntosh Client: Southern Company Data: McIntosh LF 4

	GWA-5	GWA-5
8/25/2004	<0.001	
9/11/2004	<0.001	
9/26/2004	<0.001	
10/13/2004	<0.001	
7/12/2005	<0.001	
12/8/2005	<0.001	
6/24/2006	<0.001	
11/28/2006	<0.001	
6/19/2007	<0.001	
7/6/2007	<0.001	
12/14/2007	<0.001	
6/20/2008	<0.001	
12/7/2008	<0.001	
7/9/2009	<0.001	
12/29/2009	<0.001	
6/22/2010	<0.001	
1/4/2011	<0.001	
7/9/2011	<0.001	
1/21/2012	<0.001	
7/11/2012	<0.001	
1/19/2013	<0.001	
7/18/2013	<0.001	
1/15/2014	<0.001	
7/10/2014	<0.001	
1/15/2015	<0.001	
6/19/2015	<0.001	
1/14/2016	<0.001	
4/20/2016	<0.001	
6/14/2016	0.00019 (J)	
8/9/2016	<0.001	
9/27/2016	<0.001	
11/15/2016	<0.001	
1/11/2017	<0.001	
2/28/2017	<0.001	
4/20/2017	0.00041 (J)	
7/18/2017	<0.001	
1/10/2018	<0.001	
7/11/2018	<0.001	
1/29/2019	0.00011 (J)	
3/26/2019	<0.001	
9/10/2019	0.00074 (J)	
3/31/2020	<0.001	
9/15/2020	<0.001	
3/17/2021	<0.001	
8/19/2021	<0.001	
2/22/2022	<0.001	
8/2/2022	<0.001	
2/7/2023	<0.001	
8/1/2023	<0.001	
2/6/2024		<0.001
8/13/2024		<0.001
2/4/2025		<0.001

ND substitution: RL or RL/2 if <15% NDs.

Prediction Limit

Constituent: Lead (mg/L) Analysis Run 4/22/2025 10:36 AM View: Appendix I - Intrawell

Plant McIntosh Client: Southern Company Data: McIntosh LF 4

	GWA-13	GWA-13
6/22/2010	<0.001	
1/20/2012	<0.001	
12/7/2015	<0.001	
12/15/2015	<0.001	
12/29/2015	<0.001	
1/13/2016	<0.001	
1/25/2016	<0.001	
4/20/2016	<0.001	
6/14/2016	<0.001	
8/9/2016	<0.001	
9/27/2016	<0.001	
11/15/2016	<0.001	
1/12/2017	<0.001	
2/28/2017	<0.001	
4/20/2017	<0.001	
7/18/2017	<0.001	
1/10/2018	<0.001	
7/11/2018	<0.001	
1/29/2019	0.00043 (J)	
3/26/2019	<0.001	
9/10/2019	0.00058 (J)	
3/31/2020	<0.001	
9/15/2020	<0.001	
3/16/2021	<0.001	
8/18/2021	<0.001	
2/22/2022	<0.001	
8/2/2022	<0.001	
2/6/2023	<0.001	
8/1/2023	<0.001	
2/6/2024		<0.001
8/13/2024		<0.001
2/4/2025		<0.001

ND substitution: RL or RL/2 if <15% NDs.

Prediction Limit

Constituent: Lead (mg/L) Analysis Run 4/22/2025 10:36 AM View: Appendix I - Intrawell

Plant McIntosh Client: Southern Company Data: McIntosh LF 4

	GWA-14	GWA-14
7/12/2012	<0.001	
12/7/2015	<0.001	
12/15/2015	<0.001	
12/29/2015	<0.001	
1/13/2016	<0.001	
1/25/2016	<0.001	
4/20/2016	<0.001	
6/14/2016	<0.001	
8/9/2016	<0.001	
9/27/2016	<0.001	
11/15/2016	<0.001	
1/11/2017	<0.001	
2/28/2017	<0.001	
4/20/2017	<0.001	
7/19/2017	<0.001	
1/11/2018	<0.001	
7/11/2018	<0.001	
1/29/2019	0.00011 (J)	
3/26/2019	<0.001	
9/10/2019	0.00013 (J)	
4/1/2020	<0.001	
9/15/2020	<0.001	
3/16/2021	<0.001	
8/17/2021	0.00021 (J)	
2/22/2022	<0.001	
8/2/2022	<0.001	
2/7/2023	<0.001	
8/2/2023	<0.001	
2/6/2024		<0.001
8/13/2024		<0.001
2/4/2025		<0.001

ND substitution: RL or RL/2 if <15% NDs.

Prediction Limit

Constituent: Lead (mg/L) Analysis Run 4/22/2025 10:36 AM View: Appendix I - Intrawell

Plant McIntosh Client: Southern Company Data: McIntosh LF 4

	GWA-15	GWA-15
12/7/2015	<0.001	
12/15/2015	<0.001	
12/28/2015	<0.001	
1/13/2016	<0.001	
1/25/2016	<0.001	
4/21/2016	<0.001	
6/15/2016	<0.001	
8/9/2016	<0.001	
9/27/2016	<0.001	
11/15/2016	<0.001	
1/11/2017	<0.001	
2/28/2017	<0.001	
4/20/2017	<0.001	
7/19/2017	<0.001	
1/11/2018	<0.001	
7/11/2018	<0.001	
1/29/2019	0.00014 (J)	
3/26/2019	<0.001	
9/11/2019	<0.001	
4/1/2020	<0.001	
9/15/2020	<0.001	
3/17/2021	<0.001	
8/19/2021	<0.001	
2/22/2022	<0.001	
8/2/2022	<0.001	
2/7/2023	<0.001	
8/1/2023	<0.001	
2/6/2024		<0.001
8/13/2024		<0.001
2/4/2025		<0.001

ND substitution: RL or RL/2 if <15% NDs.

Prediction Limit

Constituent: Lead (mg/L) Analysis Run 4/22/2025 10:36 AM View: Appendix I - Intrawell

Plant McIntosh Client: Southern Company Data: McIntosh LF 4

	GWA-16	GWA-16
12/7/2015	<0.001	
12/14/2015	<0.001	
12/28/2015	<0.001	
1/13/2016	<0.001	
1/25/2016	<0.001	
4/20/2016	<0.001	
6/15/2016	<0.001	
8/9/2016	<0.001	
9/27/2016	<0.001	
11/15/2016	<0.001	
1/11/2017	<0.001	
3/1/2017	<0.001	
4/20/2017	<0.001	
7/19/2017	<0.001	
1/11/2018	<0.001	
7/11/2018	<0.001	
1/29/2019	0.00018 (J)	
3/26/2019	<0.001	
9/10/2019	0.00013 (J)	
4/1/2020	<0.001	
9/15/2020	0.00024 (J)	
3/16/2021	<0.001	
8/17/2021	<0.001	
2/22/2022	<0.001	
8/2/2022	<0.001	
2/7/2023	<0.001	
8/1/2023	<0.001	
2/6/2024		0.00024 (J)
8/13/2024		<0.001
2/4/2025		<0.001

ND substitution: RL or RL/2 if <15% NDs.

Prediction Limit

Constituent: Lead (mg/L) Analysis Run 4/22/2025 10:36 AM View: Appendix I - Intrawell

Plant McIntosh Client: Southern Company Data: McIntosh LF 4

	GWC-17	GWC-17
1/20/2012	<0.001	
12/8/2015	<0.001	
12/14/2015	<0.001	
12/28/2015	<0.001	
1/13/2016	<0.001	
1/26/2016	<0.001	
4/20/2016	<0.001	
6/15/2016	<0.001	
8/9/2016	<0.001	
9/27/2016	<0.001	
11/15/2016	<0.001	
1/11/2017	<0.001	
3/1/2017	<0.001	
4/20/2017	<0.001	
7/19/2017	<0.001	
1/11/2018	<0.001	
7/11/2018	<0.001	
1/29/2019	0.00016 (J)	
3/27/2019	<0.001	
9/11/2019	<0.001	
4/1/2020	<0.001	
9/15/2020	<0.001	
3/16/2021	<0.001	
8/19/2021	<0.001	
2/22/2022	<0.001	
8/2/2022	<0.001	
2/8/2023	<0.001	
8/2/2023	<0.001	
2/6/2024		<0.001
8/13/2024		<0.001
2/4/2025		<0.001

ND substitution: RL or RL/2 if <15% NDs.

Prediction Limit

Constituent: Lead (mg/L) Analysis Run 4/22/2025 10:36 AM View: Appendix I - Intrawell

Plant McIntosh Client: Southern Company Data: McIntosh LF 4

	GWC-18	GWC-18
1/21/2012	<0.001	
12/8/2015	<0.001	
12/14/2015	<0.001	
12/28/2015	<0.001	
1/14/2016	<0.001	
1/26/2016	<0.001	
4/19/2016	<0.001	
6/16/2016	0.00015 (J)	
8/11/2016	<0.001	
9/28/2016	<0.001	
11/16/2016	<0.001	
1/11/2017	<0.001	
3/1/2017	<0.001	
4/25/2017	<0.001	
7/25/2017	<0.001	
1/12/2018	<0.001	
7/11/2018	<0.001	
1/30/2019	0.00067 (J)	
3/27/2019	<0.001	
9/11/2019	0.00017 (J)	
4/1/2020	<0.001	
9/15/2020	<0.001	
3/17/2021	0.00015 (J)	
8/19/2021	0.00037 (J)	
2/23/2022	0.00026 (J)	
8/2/2022	0.00029 (J)	
2/7/2023	0.00035 (J)	
8/2/2023	<0.001	
2/7/2024		<0.001
8/14/2024		<0.001
2/5/2025		<0.001

ND substitution: RL or RL/2 if <15% NDs.

Prediction Limit

Constituent: Lead (mg/L) Analysis Run 4/22/2025 10:36 AM View: Appendix I - Intrawell

Plant McIntosh Client: Southern Company Data: McIntosh LF 4

	GWC-11	GWC-11
8/25/2004	<0.001	
9/11/2004	<0.001	
9/26/2004	<0.001	
10/13/2004	<0.001	
7/12/2005	<0.001	
12/7/2005	<0.001	
6/25/2006	<0.001	
11/28/2006	<0.001	
6/21/2007	<0.001	
7/6/2007	<0.001	
12/14/2007	<0.001	
6/20/2008	<0.001	
12/7/2008	<0.001	
7/10/2009	<0.001	
12/29/2009	<0.001	
6/22/2010	<0.001	
1/5/2011	<0.001	
7/9/2011	<0.001	
1/21/2012	<0.001	
7/11/2012	<0.001	
1/19/2013	<0.001	
7/19/2013	<0.001	
1/15/2014	<0.001	
7/11/2014	<0.001	
1/16/2015	<0.001	
6/20/2015	<0.001	
1/14/2016	<0.001	
4/20/2016	<0.001	
6/15/2016	0.0002 (J)	
8/10/2016	<0.001	
9/27/2016	<0.001	
11/15/2016	<0.001	
1/12/2017	<0.001	
3/1/2017	<0.001	
4/24/2017	0.00037 (J)	
7/24/2017	<0.001	
1/11/2018	<0.001	
7/12/2018	<0.001	
1/30/2019	<0.001	
3/27/2019	<0.001	
9/11/2019	<0.001	
4/2/2020	0.00025 (J)	
9/15/2020	<0.001	
3/17/2021	0.00031 (J)	
8/18/2021	<0.001	
2/23/2022	0.00017 (J)	
8/2/2022	<0.001	
2/8/2023	<0.001	
8/2/2023	<0.001	
2/7/2024		<0.001
8/14/2024		<0.001
2/5/2025		<0.001

ND substitution: RL or RL/2 if <15% NDs.

Prediction Limit

Constituent: Lead (mg/L) Analysis Run 4/22/2025 10:36 AM View: Appendix I - Intrawell

Plant McIntosh Client: Southern Company Data: McIntosh LF 4

	GWC-19	GWC-19
12/8/2015	<0.001	
12/15/2015	<0.001	
12/28/2015	<0.001	
1/14/2016	<0.001	
1/26/2016	<0.001	
4/19/2016	<0.001	
6/16/2016	<0.001	
8/10/2016	<0.001	
9/28/2016	<0.001	
11/15/2016	<0.001	
1/16/2017	<0.001	
3/1/2017	<0.001	
4/25/2017	<0.001	
7/25/2017	<0.001	
1/12/2018	<0.001	
7/11/2018	<0.001	
1/29/2019	0.00011 (J)	
3/27/2019	<0.001	
9/11/2019	<0.001	
4/1/2020	<0.001	
9/16/2020	<0.001	
3/16/2021	<0.001	
8/19/2021	<0.001	
2/23/2022	<0.001	
8/3/2022	<0.001	
2/8/2023	<0.001	
8/2/2023	<0.001	
2/7/2024		<0.001
8/14/2024		<0.001
2/4/2025		<0.001

ND substitution: RL or RL/2 if <15% NDs.

Prediction Limit

Constituent: Lead (mg/L) Analysis Run 4/22/2025 10:36 AM View: Appendix I - Intrawell

Plant McIntosh Client: Southern Company Data: McIntosh LF 4

	GWC-20	GWC-20
12/9/2015	<0.001	
12/14/2015	<0.001	
12/29/2015	<0.001	
1/14/2016	<0.001	
1/25/2016	<0.001	
4/21/2016	<0.001	
6/16/2016	<0.001	
8/10/2016	<0.001	
9/27/2016	<0.001	
11/15/2016	<0.001	
1/13/2017	<0.001	
3/1/2017	<0.001	
4/25/2017	<0.001	
7/25/2017	<0.001	
1/12/2018	<0.001	
7/11/2018	<0.001	
1/29/2019	0.00012 (J)	
3/27/2019	<0.001	
9/11/2019	0.00024 (J)	
4/1/2020	<0.001	
9/15/2020	<0.001	
3/16/2021	<0.001	
8/19/2021	<0.001	
2/22/2022	<0.001	
8/3/2022	<0.001	
2/8/2023	<0.001	
8/2/2023	<0.001	
2/7/2024		<0.001
8/14/2024		<0.001
2/5/2025		<0.001

ND substitution: RL or RL/2 if <15% NDs.

Prediction Limit

Constituent: Lead (mg/L) Analysis Run 4/22/2025 10:36 AM View: Appendix I - Intrawell

Plant McIntosh Client: Southern Company Data: McIntosh LF 4

	GWC-21	GWC-21
12/9/2015	<0.001	
12/14/2015	<0.001	
12/29/2015	<0.001	
1/14/2016	<0.001	
1/25/2016	<0.001	
4/21/2016	<0.001	
6/16/2016	<0.001	
8/10/2016	<0.001	
9/27/2016	0.00079 (J)	
11/15/2016	<0.001	
1/12/2017	<0.001	
3/1/2017	<0.001	
4/24/2017	<0.001	
7/25/2017	<0.001	
1/11/2018	<0.001	
7/11/2018	<0.001	
1/30/2019	<0.001	
3/27/2019	<0.001	
9/11/2019	0.00021 (J)	
4/1/2020	<0.001	
9/15/2020	<0.001	
3/17/2021	<0.001	
8/19/2021	<0.001	
2/23/2022	<0.001	
8/4/2022	<0.001	
2/8/2023	<0.001	
8/3/2023	<0.001	
2/7/2024		<0.001
8/14/2024		<0.001
2/5/2025		<0.001

ND substitution: RL or RL/2 if <15% NDs.

Prediction Limit

Constituent: Lead (mg/L) Analysis Run 4/22/2025 10:36 AM View: Appendix I - Intrawell

Plant McIntosh Client: Southern Company Data: McIntosh LF 4

	GWC-23	GWC-23
6/16/2016	<0.001	
8/10/2016	<0.001	
9/28/2016	<0.001	
11/16/2016	<0.001	
1/17/2017	<0.001	
3/2/2017	<0.001	
4/25/2017	<0.001	
7/13/2017	<0.001	
7/25/2017	<0.001	
1/12/2018	<0.001	
7/12/2018	<0.001	
1/30/2019	0.00013 (J)	
3/27/2019	<0.001	
9/11/2019	0.00018 (J)	
4/1/2020	<0.001	
9/15/2020	<0.001	
3/17/2021	<0.001	
8/19/2021	<0.001	
2/23/2022	<0.001	
8/4/2022	0.00034 (J)	
2/8/2023	<0.001	
8/3/2023	<0.001	
2/7/2024		<0.001
8/14/2024		<0.001
2/5/2025		<0.001

ND substitution: RL or RL/2 if <15% NDs.

Prediction Limit

Constituent: Nickel (mg/L) Analysis Run 4/22/2025 10:36 AM View: Appendix I - Intrawell

Plant McIntosh Client: Southern Company Data: McIntosh LF 4

	GWA-2	GWA-2
8/25/2004	<0.0025	
9/11/2004	<0.0025	
9/26/2004	<0.0025	
10/13/2004	<0.0025	
7/11/2005	<0.0025	
12/7/2005	<0.0025	
6/23/2006	<0.0025	
11/28/2006	<0.0025	
6/19/2007	<0.0025	
7/6/2007	<0.0025	
12/13/2007	<0.0025	
6/20/2008	<0.0025	
12/7/2008	<0.0025	
7/9/2009	0.0043	
12/28/2009	<0.0025	
6/22/2010	<0.0025	
1/4/2011	<0.0025	
7/9/2011	<0.0025	
1/21/2012	<0.0025	
7/11/2012	<0.0025	
1/20/2013	<0.0025	
7/19/2013	<0.0025	
1/15/2014	0.0016 (J)	
7/11/2014	<0.0025	
1/16/2015	<0.0025	
6/20/2015	<0.0025	
1/16/2016	<0.0025	
6/14/2016	0.0006 (J)	
1/10/2017	<0.0025	
7/17/2017	<0.0025	
1/10/2018	0.0026	
7/11/2018	<0.0025	
1/29/2019	0.00063 (J)	
3/27/2019	<0.0025	
9/11/2019	0.00091 (J)	
4/1/2020	0.00077 (J)	
9/15/2020	0.00094 (J)	
3/16/2021	0.00072 (J)	
8/17/2021	0.00097 (J)	
2/22/2022	0.00092 (J)	
8/2/2022	0.00086 (J)	
2/7/2023	0.00083 (J)	
8/1/2023	0.001	
2/6/2024		0.0011
8/15/2024		0.001
2/4/2025		0.0011

ND substitution: RL or RL/2 if <15% NDs.

Prediction Limit

Constituent: Nickel (mg/L) Analysis Run 4/22/2025 10:36 AM View: Appendix I - Intrawell

Plant McIntosh Client: Southern Company Data: McIntosh LF 4

	GWA-3	GWA-3
8/25/2004	<0.001	
9/11/2004	0.03 (O)	
9/26/2004	<0.001	
10/13/2004	<0.001	
7/11/2005	<0.001	
12/7/2005	<0.001	
6/23/2006	<0.001	
11/28/2006	<0.001	
6/19/2007	<0.001	
7/6/2007	<0.001	
12/13/2007	<0.001	
6/20/2008	<0.001	
12/7/2008	<0.001	
7/9/2009	<0.001	
12/28/2009	<0.001	
6/22/2010	<0.001	
1/5/2011	0.025 (O)	
7/9/2011	<0.001	
1/20/2012	<0.001	
7/11/2012	<0.001	
1/19/2013	<0.001	
7/18/2013	<0.001	
1/15/2014	<0.001	
7/11/2014	<0.001	
1/15/2015	<0.001	
6/19/2015	<0.001	
1/16/2016	<0.001	
6/14/2016	<0.001	
1/10/2017	<0.001	
7/18/2017	<0.001	
1/10/2018	<0.001	
7/11/2018	<0.001	
1/29/2019	0.00034 (J)	
3/27/2019	<0.001	
9/11/2019	0.00045 (J)	
4/1/2020	<0.001	
9/15/2020	0.00038 (J)	
3/16/2021	<0.001	
8/17/2021	0.00047 (J)	
2/22/2022	<0.001	
8/2/2022	0.00054 (J)	
2/7/2023	<0.001	
8/2/2023	0.00046 (J)	
2/6/2024		<0.001
8/13/2024		<0.001
2/4/2025		<0.001

ND substitution: RL or RL/2 if <15% NDs.

Prediction Limit

Constituent: Nickel (mg/L) Analysis Run 4/22/2025 10:36 AM View: Appendix I - Intrawell

Plant McIntosh Client: Southern Company Data: McIntosh LF 4

	GWA-4A	GWA-4A
8/25/2004	<0.001	
9/11/2004	<0.001	
9/26/2004	<0.001	
10/13/2004	<0.001	
7/12/2005	<0.001	
12/8/2005	<0.001	
6/24/2006	<0.001	
11/28/2006	<0.001	
6/19/2007	<0.001	
12/13/2007	<0.001	
6/20/2008	<0.001	
12/7/2008	<0.001	
7/9/2009	<0.001	
12/30/2009	0.0048	
6/22/2010	<0.001	
1/4/2011	<0.001	
7/10/2011	<0.001	
1/21/2012	0.0026	
7/11/2012	0.0072	
1/20/2013	0.0025	
7/19/2013	<0.001	
1/16/2014	0.0031	
7/10/2014	<0.001	
1/16/2015	0.0024 (J)	
6/20/2015	<0.001	
1/14/2016	<0.001	
6/14/2016	0.0013 (J)	
1/10/2017	<0.001	
7/18/2017	<0.001	
1/10/2018	<0.001	
7/11/2018	0.003	
1/29/2019	0.0021 (J)	
3/26/2019	0.0021 (J)	
9/10/2019	0.002	
3/31/2020	0.0028	
9/16/2020	0.00096 (J)	
3/17/2021	0.00083 (J)	
8/19/2021	0.00065 (J)	
2/23/2022	<0.001	
8/3/2022	0.00078 (J)	
2/7/2023	<0.001	
8/1/2023	0.00065 (J)	
2/6/2024		<0.001
8/13/2024		0.00076 (J)
2/3/2025		0.00044 (J)

ND substitution: RL or RL/2 if <15% NDs.

Prediction Limit

Constituent: Nickel (mg/L) Analysis Run 4/22/2025 10:36 AM View: Appendix I - Intrawell

Plant McIntosh Client: Southern Company Data: McIntosh LF 4

	GWA-5	GWA-5
8/25/2004	<0.001	
9/11/2004	<0.001	
9/26/2004	<0.001	
10/13/2004	<0.001	
7/12/2005	<0.001	
12/8/2005	<0.001	
6/24/2006	<0.001	
11/28/2006	<0.001	
6/19/2007	<0.001	
7/6/2007	<0.001	
12/14/2007	<0.001	
6/20/2008	<0.001	
12/7/2008	<0.001	
7/9/2009	<0.001	
12/29/2009	0.003	
6/22/2010	<0.001	
1/4/2011	<0.001	
7/9/2011	<0.001	
1/21/2012	<0.001	
7/11/2012	0.0031	
1/19/2013	<0.001	
7/18/2013	<0.001	
1/15/2014	<0.001	
7/10/2014	<0.001	
1/15/2015	<0.001	
6/19/2015	<0.001	
1/14/2016	<0.001	
6/14/2016	0.00054 (J)	
1/11/2017	<0.001	
7/18/2017	<0.001	
1/10/2018	<0.001	
7/11/2018	<0.001	
1/29/2019	<0.001	
3/26/2019	<0.001	
9/10/2019	0.00043 (J)	
3/31/2020	<0.001	
9/15/2020	0.00056 (J)	
3/17/2021	0.00041 (J)	
8/19/2021	0.00043 (J)	
2/22/2022	<0.001	
8/2/2022	<0.001	
2/7/2023	0.00046 (J)	
8/1/2023	<0.001	
2/6/2024		<0.001
8/13/2024		0.0022
2/4/2025		0.00065 (J)

ND substitution: RL or RL/2 if <15% NDs.

Prediction Limit

Constituent: Nickel (mg/L) Analysis Run 4/22/2025 10:36 AM View: Appendix I - Intrawell

Plant McIntosh Client: Southern Company Data: McIntosh LF 4

	GWA-13	GWA-13
6/22/2010	<0.001	
12/7/2015	<0.001	
12/15/2015	<0.001	
12/29/2015	<0.001	
1/13/2016	<0.001	
1/25/2016	<0.001	
6/14/2016	<0.001	
1/12/2017	<0.001	
7/18/2017	<0.001	
1/10/2018	<0.001	
7/11/2018	<0.001	
1/29/2019	0.00033 (J)	
3/26/2019	<0.001	
9/10/2019	0.0004 (J)	
3/31/2020	<0.001	
9/15/2020	0.00037 (J)	
3/16/2021	<0.001	
8/18/2021	<0.001	
2/22/2022	<0.001	
8/2/2022	<0.001	
2/6/2023	<0.001	
8/1/2023	0.00043 (J)	
2/6/2024		0.00084 (J)
8/13/2024		0.00046 (J)
2/4/2025		<0.001

ND substitution: RL or RL/2 if <15% NDs.

Prediction Limit

Constituent: Nickel (mg/L) Analysis Run 4/22/2025 10:36 AM View: Appendix I - Intrawell

Plant McIntosh Client: Southern Company Data: McIntosh LF 4

	GWA-14	GWA-14
12/7/2015	<0.001	
12/15/2015	<0.001	
12/29/2015	<0.001	
1/13/2016	<0.001	
1/25/2016	<0.001	
6/14/2016	0.00052 (J)	
1/11/2017	<0.001	
7/19/2017	<0.001	
1/11/2018	<0.001	
7/11/2018	<0.001	
1/29/2019	0.0004 (J)	
3/26/2019	<0.001	
9/10/2019	0.00056 (J)	
4/1/2020	0.00043 (J)	
9/15/2020	0.00075 (J)	
3/16/2021	0.00045 (J)	
8/17/2021	0.00061 (J)	
2/22/2022	<0.001	
8/2/2022	<0.001	
2/7/2023	0.00061 (J)	
8/2/2023	0.00057 (J)	
2/6/2024		<0.001
8/13/2024		0.00061 (J)
2/4/2025		0.00052 (J)

ND substitution: RL or RL/2 if <15% NDs.

Prediction Limit

Constituent: Nickel (mg/L) Analysis Run 4/22/2025 10:36 AM View: Appendix I - Intrawell

Plant McIntosh Client: Southern Company Data: McIntosh LF 4

	GWA-15	GWA-15
12/7/2015	<0.001	
12/15/2015	<0.001	
12/28/2015	<0.001	
1/13/2016	<0.001	
1/25/2016	<0.001	
6/15/2016	<0.001	
1/11/2017	<0.001	
7/19/2017	<0.001	
1/11/2018	<0.001	
7/11/2018	<0.001	
1/29/2019	0.00046 (J)	
3/26/2019	<0.001	
9/11/2019	0.00042 (J)	
4/1/2020	<0.001	
9/15/2020	0.00047 (J)	
3/17/2021	0.00047 (J)	
8/19/2021	<0.001	
2/22/2022	0.00061 (J)	
8/2/2022	<0.001	
2/7/2023	<0.001	
8/1/2023	<0.001	
2/6/2024		<0.001
8/13/2024		0.00056 (J)
2/4/2025		0.0005 (J)

ND substitution: RL or RL/2 if <15% NDs.

Prediction Limit

Constituent: Nickel (mg/L) Analysis Run 4/22/2025 10:36 AM View: Appendix I - Intrawell

Plant McIntosh Client: Southern Company Data: McIntosh LF 4

	GWA-16	GWA-16
12/7/2015	<0.001	
12/14/2015	<0.001	
12/28/2015	<0.001	
1/13/2016	<0.001	
1/25/2016	<0.001	
6/15/2016	<0.001	
1/11/2017	<0.001	
7/19/2017	<0.001	
1/11/2018	<0.001	
7/11/2018	<0.001	
1/29/2019	0.0004 (J)	
3/26/2019	<0.001	
9/10/2019	0.00036 (J)	
4/1/2020	<0.001	
9/15/2020	0.00045 (J)	
3/16/2021	0.00043 (J)	
8/17/2021	0.00052 (J)	
2/22/2022	<0.001	
8/2/2022	<0.001	
2/7/2023	0.00054 (J)	
8/1/2023	0.00044 (J)	
2/6/2024		<0.001
8/13/2024		0.00058 (J)
2/4/2025		0.00052 (J)

ND substitution: RL or RL/2 if <15% NDs.

Prediction Limit

Constituent: Nickel (mg/L) Analysis Run 4/22/2025 10:36 AM View: Appendix I - Intrawell

Plant McIntosh Client: Southern Company Data: McIntosh LF 4

	GWC-17	GWC-17
1/20/2012	<0.0025	
12/8/2015	0.0036	
12/14/2015	0.0035	
12/28/2015	0.0032	
1/13/2016	0.0029	
1/26/2016	0.0027	
6/15/2016	0.0018 (J)	
1/11/2017	0.002 (J)	
7/19/2017	0.002 (J)	
1/11/2018	0.0019 (J)	
7/11/2018	<0.0025	
1/29/2019	0.0016 (J)	
3/27/2019	0.0018 (J)	
9/11/2019	0.0018	
4/1/2020	0.0016	
9/15/2020	0.0016	
3/16/2021	0.0015	
8/19/2021	0.0017	
2/22/2022	0.0017	
8/2/2022	0.0019	
2/8/2023	0.0017	
8/2/2023	0.0018	
2/6/2024		0.0015
8/13/2024		0.002
2/4/2025		0.0019

ND substitution: RL or RL/2 if <15% NDs.

Prediction Limit

Constituent: Nickel (mg/L) Analysis Run 4/22/2025 10:36 AM View: Appendix I - Intrawell

Plant McIntosh Client: Southern Company Data: McIntosh LF 4

	GWC-18	GWC-18
1/21/2012	<0.001	
12/8/2015	<0.001	
12/14/2015	0.0019 (J)	
12/28/2015	0.0018 (J)	
1/14/2016	0.0017 (J)	
1/26/2016	0.0019 (J)	
6/16/2016	0.0014 (J)	
1/11/2017	<0.001	
7/25/2017	<0.001	
1/12/2018	<0.001	
7/11/2018	<0.001	
1/30/2019	0.0019 (J)	
3/27/2019	<0.001	
9/11/2019	0.0012	
4/1/2020	0.00095	
9/15/2020	0.00092 (J)	
3/17/2021	0.0011	
8/19/2021	0.0011	
2/23/2022	0.001	
8/2/2022	0.00086 (J)	
2/7/2023	0.0011	
8/2/2023	0.00075 (J)	
2/7/2024		<0.001
8/14/2024		0.00073 (J)
2/5/2025		0.0008 (J)

ND substitution: RL or RL/2 if <15% NDs.

Prediction Limit

Constituent: Nickel (mg/L) Analysis Run 4/22/2025 10:36 AM View: Appendix I - Intrawell

Plant McIntosh Client: Southern Company Data: McIntosh LF 4

	GWC-1	GWC-1
8/25/2004	<0.0025	
9/11/2004	<0.0025	
9/26/2004	<0.0025	
7/11/2005	<0.0025	
12/7/2005	<0.0025	
6/24/2006	<0.0025	
11/29/2006	<0.0025	
6/20/2007	<0.0025	
7/6/2007	<0.0025	
12/13/2007	<0.0025	
6/20/2008	<0.0025	
12/7/2008	<0.0025	
7/9/2009	<0.0025	
12/28/2009	<0.0025	
6/22/2010	<0.0025	
1/4/2011	<0.0025	
7/9/2011	<0.0025	
1/21/2012	<0.0025	
7/11/2012	<0.0025	
1/20/2013	<0.0025	
7/19/2013	<0.0025	
1/15/2014	0.0013 (J)	
7/11/2014	0.0013 (J)	
1/16/2015	<0.0025	
6/20/2015	0.0016 (J)	
1/16/2016	<0.0025	
6/15/2016	0.00088 (J)	
1/12/2017	<0.0025	
7/19/2017	<0.0025	
1/11/2018	<0.0025	
7/12/2018	<0.0025	
1/30/2019	0.0013 (J)	
3/27/2019	<0.0025	
9/11/2019	0.0013	
4/1/2020	0.00099 (J)	
9/15/2020	0.0012	
3/16/2021	0.0012	
8/18/2021	0.0014	
2/23/2022	0.0012	
8/3/2022	0.0013	
2/7/2023	0.0012	
8/2/2023	0.0014	
2/7/2024		0.0016
8/14/2024		0.0013
2/5/2025		0.00098 (J)

ND substitution: RL or RL/2 if <15% NDs.

Prediction Limit

Constituent: Nickel (mg/L) Analysis Run 4/22/2025 10:36 AM View: Appendix I - Intrawell

Plant McIntosh Client: Southern Company Data: McIntosh LF 4

	GWC-10	GWC-10
8/25/2004	<0.001	
9/11/2004	<0.001	
9/26/2004	<0.001	
10/13/2004	<0.001	
7/12/2005	<0.001	
12/7/2005	<0.001	
6/24/2006	<0.001	
11/29/2006	<0.001	
6/20/2007	<0.001	
7/6/2007	<0.001	
12/13/2007	<0.001	
6/20/2008	<0.001	
12/7/2008	<0.001	
7/10/2009	<0.001	
12/29/2009	<0.001	
6/22/2010	<0.001	
1/4/2011	<0.001	
7/10/2011	<0.001	
1/21/2012	<0.001	
7/11/2012	<0.001	
1/20/2013	<0.001	
7/19/2013	<0.001	
1/16/2014	<0.001	
7/10/2014	<0.001	
1/16/2015	<0.001	
6/20/2015	0.0013 (J)	
1/16/2016	<0.001	
6/16/2016	<0.001	
1/12/2017	<0.001	
7/24/2017	<0.001	
1/11/2018	<0.001	
7/12/2018	<0.001	
1/30/2019	<0.001	
3/27/2019	<0.001	
9/11/2019	<0.001	
4/1/2020	<0.001	
9/15/2020	0.0013	
3/16/2021	0.00043 (J)	
8/18/2021	<0.001	
2/23/2022	<0.001	
8/3/2022	<0.001	
2/8/2023	<0.001	
8/2/2023	0.0011	
2/7/2024		<0.001
8/14/2024		<0.001
2/4/2025		<0.001

ND substitution: RL or RL/2 if <15% NDs.

Prediction Limit

Constituent: Nickel (mg/L) Analysis Run 4/22/2025 10:36 AM View: Appendix I - Intrawell

Plant McIntosh Client: Southern Company Data: McIntosh LF 4

	GWC-11	GWC-11
8/25/2004	<0.001	
9/11/2004	<0.001	
9/26/2004	<0.001	
10/13/2004	<0.001	
7/12/2005	<0.001	
12/7/2005	<0.001	
6/25/2006	<0.001	
11/28/2006	<0.001	
6/21/2007	<0.001	
7/6/2007	<0.001	
12/14/2007	<0.001	
6/20/2008	<0.001	
12/7/2008	<0.001	
7/10/2009	<0.001	
12/29/2009	<0.001	
6/22/2010	<0.001	
1/5/2011	<0.001	
7/9/2011	<0.001	
1/21/2012	<0.001	
7/11/2012	0.0049	
1/19/2013	<0.001	
7/19/2013	<0.001	
1/15/2014	0.0025	
7/11/2014	0.0029	
1/16/2015	0.0014 (J)	
6/20/2015	<0.001	
1/14/2016	<0.001	
6/15/2016	0.00085 (J)	
1/12/2017	<0.001	
7/24/2017	<0.001	
1/11/2018	<0.001	
7/12/2018	<0.001	
1/30/2019	0.00033 (J)	
3/27/2019	<0.001	
9/11/2019	0.00042 (J)	
4/2/2020	0.0009 (J)	
9/15/2020	0.00063 (J)	
3/17/2021	0.00077 (J)	
8/18/2021	0.00034 (J)	
2/23/2022	<0.001	
8/2/2022	<0.001	
2/8/2023	<0.001	
8/2/2023	<0.001	
2/7/2024		<0.001
8/14/2024		<0.001
2/5/2025		0.00043 (J)

ND substitution: RL or RL/2 if <15% NDs.

Prediction Limit

Constituent: Nickel (mg/L) Analysis Run 4/22/2025 10:36 AM View: Appendix I - Intrawell

Plant McIntosh Client: Southern Company Data: McIntosh LF 4

	GWC-12	GWC-12
8/25/2004	<0.0025	
9/11/2004	<0.0025	
9/26/2004	<0.0025	
10/13/2004	<0.0025	
7/11/2005	<0.0025	
12/7/2005	<0.0025	
6/24/2006	<0.0025	
11/28/2006	<0.0025	
6/20/2007	<0.0025	
7/6/2007	<0.0025	
12/13/2007	<0.0025	
6/20/2008	<0.0025	
12/7/2008	<0.0025	
7/10/2009	<0.0025	
12/28/2009	<0.0025	
6/22/2010	<0.0025	
1/4/2011	<0.0025	
7/9/2011	<0.0025	
1/20/2012	<0.0025	
7/11/2012	0.0057	
1/19/2013	<0.0025	
7/18/2013	<0.0025	
1/15/2014	0.0043	
7/11/2014	0.0026	
1/15/2015	<0.0025	
6/19/2015	<0.0025	
1/16/2016	<0.0025	
6/15/2016	0.00068 (J)	
1/12/2017	<0.0025	
7/20/2017	<0.0025	
1/11/2018	<0.0025	
7/12/2018	<0.0025	
1/30/2019	0.0011 (J)	
3/27/2019	<0.0025	
9/11/2019	0.001	
4/1/2020	0.0008 (J)	
9/16/2020	0.00088 (J)	
3/16/2021	0.00093 (J)	
8/18/2021	0.00097 (J)	
2/23/2022	0.0011	
8/3/2022	0.0064	
2/7/2023	0.00082 (J)	
8/2/2023	0.00091 (J)	
2/8/2024		0.0014
8/14/2024		0.00095 (J)
2/5/2025		0.00087 (J)

ND substitution: RL or RL/2 if <15% NDs.

Prediction Limit

Constituent: Nickel (mg/L) Analysis Run 4/22/2025 10:36 AM View: Appendix I - Intrawell

Plant McIntosh Client: Southern Company Data: McIntosh LF 4

	GWC-19	GWC-19
12/8/2015	0.0022 (J)	
12/15/2015	0.0019 (J)	
12/28/2015	0.0017 (J)	
1/14/2016	0.0029	
1/26/2016	0.0014 (J)	
6/16/2016	0.0013 (J)	
1/16/2017	0.0018 (J)	
7/25/2017	0.002 (J)	
1/12/2018	0.002 (J)	
7/11/2018	0.0018 (J)	
1/29/2019	0.0017 (J)	
3/27/2019	<0.0025	
9/11/2019	0.0018	
4/1/2020	0.0014	
9/16/2020	0.0012	
3/16/2021	0.0012	
8/19/2021	0.0012	
2/23/2022	0.0011	
8/3/2022	0.0051	
2/8/2023	0.0012	
8/2/2023	0.0012	
2/7/2024		0.0008 (J)
8/14/2024		0.0012
2/4/2025		0.001

ND substitution: RL or RL/2 if <15% NDs.

Prediction Limit

Constituent: Nickel (mg/L) Analysis Run 4/22/2025 10:36 AM View: Appendix I - Intrawell

Plant McIntosh Client: Southern Company Data: McIntosh LF 4

	GWC-20	GWC-20
12/9/2015	0.0042	
12/14/2015	0.0067	
12/29/2015	0.0067	
1/14/2016	0.0039	
1/25/2016	0.0049	
6/16/2016	0.003 (J)	
1/13/2017	<0.001	
7/25/2017	<0.001	
1/12/2018	<0.001	
7/11/2018	<0.001	
1/29/2019	0.00093 (J)	
3/27/2019	<0.001	
9/11/2019	0.0014	
4/1/2020	0.001	
9/15/2020	0.0011	
3/16/2021	0.00093 (J)	
8/19/2021	0.00092 (J)	
2/22/2022	0.00092 (J)	
8/3/2022	0.001	
2/8/2023	0.00083 (J)	
8/2/2023	0.0018	
2/7/2024		<0.001
8/14/2024		0.00091 (J)
2/5/2025		0.00081 (J)

ND substitution: RL or RL/2 if <15% NDs.

Prediction Limit

Constituent: Nickel (mg/L) Analysis Run 4/22/2025 10:36 AM View: Appendix I - Intrawell

Plant McIntosh Client: Southern Company Data: McIntosh LF 4

	GWC-21	GWC-21
12/9/2015	<0.001	
12/14/2015	<0.001	
12/29/2015	<0.001	
1/14/2016	<0.001	
1/25/2016	<0.001	
6/16/2016	0.0012 (J)	
1/12/2017	<0.001	
7/25/2017	<0.001	
1/11/2018	<0.001	
7/11/2018	<0.001	
1/30/2019	0.00071 (J)	
3/27/2019	<0.001	
9/11/2019	0.00097 (J)	
4/1/2020	0.00067 (J)	
9/15/2020	0.0007 (J)	
3/17/2021	0.00068 (J)	
8/19/2021	0.00067 (J)	
2/23/2022	0.00071 (J)	
8/4/2022	0.00065 (J)	
2/8/2023	0.00064 (J)	
8/3/2023	0.00074 (J)	
2/7/2024		<0.001
8/14/2024		0.00065 (J)
2/5/2025		0.00065 (J)

ND substitution: RL or RL/2 if <15% NDs.

Prediction Limit

Constituent: Nickel (mg/L) Analysis Run 4/22/2025 10:36 AM View: Appendix I - Intrawell

Plant McIntosh Client: Southern Company Data: McIntosh LF 4

	GWC-23	GWC-23
6/16/2016	0.0009 (J)	
1/17/2017	<0.0025	
7/25/2017	0.002 (J)	
1/12/2018	0.0023 (J)	
7/12/2018	0.0026	
1/30/2019	0.0019 (J)	
3/27/2019	0.0018 (J)	
9/11/2019	0.0023	
4/1/2020	0.0013	
9/15/2020	0.0013	
3/17/2021	0.0014	
8/19/2021	0.0013	
2/23/2022	0.0013	
8/4/2022	0.0016	
2/8/2023	0.0013	
8/3/2023	0.0013	
2/7/2024		0.00065 (J)
8/14/2024		0.0013
2/5/2025		0.0011

ND substitution: RL or RL/2 if <15% NDs.

Prediction Limit

Constituent: Nickel (mg/L) Analysis Run 4/22/2025 10:36 AM View: Appendix I - Intrawell

Plant McIntosh Client: Southern Company Data: McIntosh LF 4

	GWC-9	GWC-9
8/25/2004	<0.001	
9/11/2004	<0.001	
9/26/2004	<0.001	
10/13/2004	<0.001	
7/12/2005	<0.001	
12/8/2005	<0.001	
6/25/2006	<0.001	
11/29/2006	<0.001	
6/20/2007	<0.001	
7/6/2007	<0.001	
12/13/2007	<0.001	
6/20/2008	0.003	
12/7/2008	<0.001	
7/9/2009	<0.001	
12/29/2009	<0.001	
6/22/2010	<0.001	
1/5/2011	<0.001	
7/9/2011	<0.001	
1/21/2012	<0.001	
7/11/2012	0.0033	
1/19/2013	0.0026	
7/18/2013	<0.001	
1/15/2014	<0.001	
7/10/2014	<0.001	
1/16/2015	<0.001	
6/20/2015	<0.001	
1/14/2016	<0.001	
6/15/2016	<0.001	
1/13/2017	<0.001	
7/24/2017	<0.001	
1/12/2018	<0.001	
7/12/2018	<0.001	
1/30/2019	0.00063 (J)	
3/27/2019	<0.001	
9/11/2019	0.00065 (J)	
4/1/2020	<0.001	
9/16/2020	0.00075 (J)	
3/17/2021	0.0006 (J)	
8/19/2021	0.00038 (J)	
2/23/2022	0.00076 (J)	
8/3/2022	0.0015	
2/8/2023	0.00084 (J)	
8/2/2023	0.00077 (J)	
2/7/2024		<0.001
8/14/2024		0.00089 (J)
2/5/2025		0.00078 (J)

ND substitution: RL or RL/2 if <15% NDs.

Prediction Limit

Constituent: Selenium (mg/L) Analysis Run 4/22/2025 10:36 AM View: Appendix I - Intrawell

Plant McIntosh Client: Southern Company Data: McIntosh LF 4

	GWA-2	GWA-2
8/25/2004	<0.005	
9/11/2004	<0.005	
9/26/2004	<0.005	
10/13/2004	<0.005	
7/11/2005	<0.005	
12/7/2005	<0.005	
6/23/2006	<0.005	
11/28/2006	<0.005	
6/19/2007	<0.005	
7/6/2007	<0.005	
12/13/2007	<0.005	
6/20/2008	<0.005	
12/7/2008	<0.005	
7/9/2009	<0.005	
12/28/2009	<0.005	
6/22/2010	<0.005	
1/4/2011	<0.005	
7/9/2011	<0.005	
1/21/2012	<0.005	
7/11/2012	<0.005	
1/20/2013	<0.005	
7/19/2013	<0.005	
1/15/2014	<0.005	
7/11/2014	<0.005	
1/16/2015	<0.005	
6/20/2015	<0.005	
1/16/2016	<0.005	
4/19/2016	<0.005	
6/14/2016	<0.005	
8/9/2016	<0.005	
9/26/2016	<0.005	
11/15/2016	<0.005	
1/10/2017	<0.005	
2/28/2017	<0.005	
4/19/2017	0.00065 (J)	
7/17/2017	0.00047 (J)	
1/10/2018	0.00052 (J)	
7/11/2018	<0.005	
1/29/2019	<0.005	
3/27/2019	<0.005	
9/11/2019	<0.005	
4/1/2020	<0.005	
9/15/2020	<0.005	
3/16/2021	<0.005	
8/17/2021	<0.005	
2/22/2022	<0.005	
8/2/2022	<0.005	
2/7/2023	<0.005	
8/1/2023	<0.005	
2/6/2024		<0.005
8/15/2024		<0.005
2/4/2025		<0.005

ND substitution: RL or RL/2 if <15% NDs.

Prediction Limit

Constituent: Selenium (mg/L) Analysis Run 4/22/2025 10:36 AM View: Appendix I - Intrawell

Plant McIntosh Client: Southern Company Data: McIntosh LF 4

	GWA-3	GWA-3
8/25/2004	<0.005	
9/11/2004	<0.005	
9/26/2004	<0.005	
10/13/2004	<0.005	
7/11/2005	<0.005	
12/7/2005	<0.005	
6/23/2006	<0.005	
11/28/2006	<0.005	
6/19/2007	<0.005	
7/6/2007	<0.005	
12/13/2007	<0.005	
6/20/2008	<0.005	
12/7/2008	<0.005	
7/9/2009	<0.005	
12/28/2009	<0.005	
6/22/2010	<0.005	
1/5/2011	<0.005	
7/9/2011	<0.005	
1/20/2012	<0.005	
7/11/2012	<0.005	
1/19/2013	<0.005	
7/18/2013	<0.005	
1/15/2014	<0.005	
7/11/2014	<0.005	
1/15/2015	<0.005	
6/19/2015	<0.005	
1/16/2016	<0.005	
4/19/2016	<0.005	
6/14/2016	<0.005	
8/9/2016	<0.005	
9/27/2016	0.00045 (J)	
11/14/2016	<0.005	
1/10/2017	<0.005	
2/28/2017	0.0027	
4/19/2017	0.002	
7/18/2017	0.0017	
1/10/2018	0.00079 (J)	
7/11/2018	<0.005	
1/29/2019	<0.005	
3/27/2019	<0.005	
9/11/2019	<0.005	
4/1/2020	<0.005	
9/15/2020	<0.005	
3/16/2021	<0.005	
8/17/2021	<0.005	
2/22/2022	<0.005	
8/2/2022	<0.005	
2/7/2023	<0.005	
8/2/2023	<0.005	
2/6/2024		<0.005
8/13/2024		<0.005
2/4/2025		<0.005

ND substitution: RL or RL/2 if <15% NDs.

Prediction Limit

Constituent: Selenium (mg/L) Analysis Run 4/22/2025 10:36 AM View: Appendix I - Intrawell

Plant McIntosh Client: Southern Company Data: McIntosh LF 4

	GWA-4A	GWA-4A
8/25/2004	<0.005	
9/11/2004	<0.005	
9/26/2004	<0.005	
10/13/2004	<0.005	
7/12/2005	<0.005	
12/8/2005	<0.005	
6/24/2006	<0.005	
11/28/2006	<0.005	
6/19/2007	<0.005	
12/13/2007	<0.005	
6/20/2008	<0.005	
12/7/2008	<0.005	
7/9/2009	<0.005	
12/30/2009	<0.005	
6/22/2010	<0.005	
1/4/2011	<0.005	
7/10/2011	<0.005	
1/21/2012	<0.005	
7/11/2012	<0.005	
1/20/2013	<0.005	
7/19/2013	<0.005	
1/16/2014	<0.005	
7/10/2014	<0.005	
1/16/2015	<0.005	
6/20/2015	<0.005	
1/14/2016	<0.005	
4/20/2016	<0.005	
6/14/2016	<0.005	
8/11/2016	<0.005	
9/27/2016	<0.005	
11/14/2016	<0.005	
1/10/2017	<0.005	
2/28/2017	0.0024	
4/20/2017	<0.005	
7/18/2017	0.00026 (J)	
1/10/2018	0.00069 (J)	
7/11/2018	<0.005	
1/29/2019	<0.005	
3/26/2019	<0.005	
9/10/2019	<0.005	
3/31/2020	<0.005	
9/16/2020	<0.005	
3/17/2021	<0.005	
8/19/2021	<0.005	
2/23/2022	<0.005	
8/3/2022	<0.005	
2/7/2023	<0.005	
8/1/2023	<0.005	
2/6/2024		<0.005
8/13/2024		<0.005
2/3/2025		<0.005

ND substitution: RL or RL/2 if <15% NDs.

Prediction Limit

Constituent: Selenium (mg/L) Analysis Run 4/22/2025 10:36 AM View: Appendix I - Intrawell

Plant McIntosh Client: Southern Company Data: McIntosh LF 4

	GWA-13	GWA-13
6/22/2010	<0.005	
12/7/2015	<0.005	
12/15/2015	<0.005	
12/29/2015	<0.005	
1/13/2016	<0.005	
1/25/2016	<0.005	
4/20/2016	<0.005	
6/14/2016	<0.005	
8/9/2016	<0.005	
9/27/2016	<0.005	
11/15/2016	<0.005	
1/12/2017	<0.005	
2/28/2017	<0.005	
4/20/2017	<0.005	
7/18/2017	<0.005	
1/10/2018	0.00025 (J)	
7/11/2018	<0.005	
1/29/2019	<0.005	
3/26/2019	<0.005	
9/10/2019	<0.005	
3/31/2020	<0.005	
9/15/2020	<0.005	
3/16/2021	<0.005	
8/18/2021	<0.005	
2/22/2022	<0.005	
8/2/2022	<0.005	
2/6/2023	<0.005	
8/1/2023	<0.005	
2/6/2024		<0.005
8/13/2024		<0.005
2/4/2025		<0.005

ND substitution: RL or RL/2 if <15% NDs.

Prediction Limit

Constituent: Selenium (mg/L) Analysis Run 4/22/2025 10:36 AM View: Appendix I - Intrawell

Plant McIntosh Client: Southern Company Data: McIntosh LF 4

	GWA-15	GWA-15
12/7/2015	<0.005	
12/15/2015	<0.005	
12/28/2015	<0.005	
1/13/2016	<0.005	
1/25/2016	<0.005	
4/21/2016	<0.005	
6/15/2016	<0.005	
8/9/2016	<0.005	
9/27/2016	<0.005	
11/15/2016	<0.005	
1/11/2017	<0.005	
2/28/2017	<0.005	
4/20/2017	<0.005	
7/19/2017	0.00071 (J)	
1/11/2018	<0.005	
7/11/2018	<0.005	
1/29/2019	<0.005	
3/26/2019	<0.005	
9/11/2019	<0.005	
4/1/2020	<0.005	
9/15/2020	<0.005	
3/17/2021	<0.005	
8/19/2021	<0.005	
2/22/2022	<0.005	
8/2/2022	<0.005	
2/7/2023	<0.005	
8/1/2023	<0.005	
2/6/2024		<0.005
8/13/2024		<0.005
2/4/2025		<0.005

ND substitution: RL or RL/2 if <15% NDs.

Prediction Limit

Constituent: Selenium (mg/L) Analysis Run 4/22/2025 10:36 AM View: Appendix I - Intrawell

Plant McIntosh Client: Southern Company Data: McIntosh LF 4

	GWA-16	GWA-16
12/7/2015	<0.005	
12/14/2015	<0.005	
12/28/2015	<0.005	
1/13/2016	<0.005	
1/25/2016	<0.005	
4/20/2016	<0.005	
6/15/2016	<0.005	
8/9/2016	<0.005	
9/27/2016	<0.005	
11/15/2016	<0.005	
1/11/2017	<0.005	
3/1/2017	<0.005	
4/20/2017	<0.005	
7/19/2017	0.00025 (J)	
1/11/2018	<0.005	
7/11/2018	<0.005	
1/29/2019	<0.005	
3/26/2019	<0.005	
9/10/2019	<0.005	
4/1/2020	<0.005	
9/15/2020	<0.005	
3/16/2021	<0.005	
8/17/2021	<0.005	
2/22/2022	<0.005	
8/2/2022	<0.005	
2/7/2023	<0.005	
8/1/2023	<0.005	
2/6/2024		<0.005
8/13/2024		<0.005
2/4/2025		<0.005

ND substitution: RL or RL/2 if <15% NDs.

Prediction Limit

Constituent: Selenium (mg/L) Analysis Run 4/22/2025 10:36 AM View: Appendix I - Intrawell

Plant McIntosh Client: Southern Company Data: McIntosh LF 4

	GWC-18	GWC-18
1/21/2012	<0.005	
12/8/2015	<0.005	
12/14/2015	<0.005	
12/28/2015	<0.005	
1/14/2016	<0.005	
1/26/2016	<0.005	
4/19/2016	<0.005	
6/16/2016	<0.005	
8/11/2016	<0.005	
9/28/2016	<0.005	
11/16/2016	<0.005	
1/11/2017	<0.005	
3/1/2017	<0.005	
4/25/2017	<0.005	
7/25/2017	<0.005	
1/12/2018	<0.005	
7/11/2018	0.00044 (J)	
1/30/2019	<0.005	
3/27/2019	<0.005	
9/11/2019	<0.005	
4/1/2020	<0.005	
9/15/2020	<0.005	
3/17/2021	<0.005	
8/19/2021	<0.005	
2/23/2022	<0.005	
8/2/2022	<0.005	
2/7/2023	<0.005	
8/2/2023	<0.005	
2/7/2024		<0.005
8/14/2024		<0.005
2/5/2025		<0.005

ND substitution: RL or RL/2 if <15% NDs.

Prediction Limit

Constituent: Selenium (mg/L) Analysis Run 4/22/2025 10:36 AM View: Appendix I - Intrawell

Plant McIntosh Client: Southern Company Data: McIntosh LF 4

	GWC-1	GWC-1
8/25/2004	<0.005	
9/11/2004	<0.005	
9/26/2004	<0.005	
7/11/2005	<0.005	
12/7/2005	<0.005	
6/24/2006	<0.005	
11/29/2006	<0.005	
6/20/2007	<0.005	
7/6/2007	<0.005	
12/13/2007	<0.005	
6/20/2008	<0.005	
12/7/2008	<0.005	
7/9/2009	<0.005	
12/28/2009	<0.005	
6/22/2010	<0.005	
1/4/2011	<0.005	
7/9/2011	<0.005	
1/21/2012	<0.005	
7/11/2012	<0.005	
1/20/2013	<0.005	
7/19/2013	<0.005	
1/15/2014	<0.005	
7/11/2014	<0.005	
1/16/2015	<0.005	
6/20/2015	<0.005	
1/16/2016	<0.005	
4/20/2016	<0.005	
6/15/2016	<0.005	
8/10/2016	<0.005	
9/27/2016	<0.005	
11/15/2016	<0.005	
1/12/2017	0.00035 (J)	
3/1/2017	<0.005	
4/20/2017	<0.005	
7/19/2017	0.00026 (J)	
1/11/2018	<0.005	
7/12/2018	<0.005	
1/30/2019	<0.005	
3/27/2019	<0.005	
9/11/2019	<0.005	
4/1/2020	<0.005	
9/15/2020	<0.005	
3/16/2021	<0.005	
8/18/2021	<0.005	
2/23/2022	<0.005	
8/3/2022	<0.005	
2/7/2023	<0.005	
8/2/2023	<0.005	
2/7/2024		<0.005
8/14/2024		<0.005
2/5/2025		<0.005

ND substitution: RL or RL/2 if <15% NDs.

Prediction Limit

Constituent: Selenium (mg/L) Analysis Run 4/22/2025 10:36 AM View: Appendix I - Intrawell

Plant McIntosh Client: Southern Company Data: McIntosh LF 4

	GWC-10	GWC-10
8/25/2004	<0.005	
9/11/2004	<0.005	
9/26/2004	<0.005	
10/13/2004	<0.005	
7/12/2005	<0.005	
12/7/2005	<0.005	
6/24/2006	<0.005	
11/29/2006	<0.005	
6/20/2007	<0.005	
7/6/2007	<0.005	
12/13/2007	<0.005	
6/20/2008	<0.005	
12/7/2008	<0.005	
7/10/2009	<0.005	
12/29/2009	<0.005	
6/22/2010	<0.005	
1/4/2011	<0.005	
7/10/2011	<0.005	
1/21/2012	<0.005	
7/11/2012	<0.005	
1/20/2013	<0.005	
7/19/2013	<0.005	
1/16/2014	<0.005	
7/10/2014	<0.005	
1/16/2015	<0.005	
6/20/2015	<0.005	
1/16/2016	<0.005	
4/21/2016	<0.005	
6/16/2016	<0.005	
8/10/2016	0.00026 (J)	
9/27/2016	0.00024 (J)	
11/15/2016	<0.005	
1/12/2017	<0.005	
3/1/2017	<0.005	
4/24/2017	<0.005	
7/24/2017	<0.005	
1/11/2018	<0.005	
7/12/2018	<0.005	
1/30/2019	<0.005	
3/27/2019	<0.005	
9/11/2019	<0.005	
4/1/2020	<0.005	
9/15/2020	<0.005	
3/16/2021	<0.005	
8/18/2021	<0.005	
2/23/2022	<0.005	
8/3/2022	<0.005	
2/8/2023	<0.005	
8/2/2023	<0.005	
2/7/2024		<0.005
8/14/2024		<0.005
2/4/2025		<0.005

ND substitution: RL or RL/2 if <15% NDs.

Prediction Limit

Constituent: Selenium (mg/L) Analysis Run 4/22/2025 10:36 AM View: Appendix I - Intrawell

Plant McIntosh Client: Southern Company Data: McIntosh LF 4

	GWC-11	GWC-11
8/25/2004	<0.005	
9/11/2004	<0.005	
9/26/2004	<0.005	
10/13/2004	<0.005	
7/12/2005	<0.005	
12/7/2005	<0.005	
6/25/2006	<0.005	
11/28/2006	<0.005	
6/21/2007	<0.005	
7/6/2007	<0.005	
12/14/2007	<0.005	
6/20/2008	<0.005	
12/7/2008	<0.005	
7/10/2009	<0.005	
12/29/2009	<0.005	
6/22/2010	<0.005	
1/5/2011	<0.005	
7/9/2011	<0.005	
1/21/2012	<0.005	
7/11/2012	<0.005	
1/19/2013	<0.005	
7/19/2013	<0.005	
1/15/2014	<0.005	
7/11/2014	<0.005	
1/16/2015	<0.005	
6/20/2015	<0.005	
1/14/2016	<0.005	
4/20/2016	<0.005	
6/15/2016	0.00052 (J)	
8/10/2016	0.00053 (J)	
9/27/2016	0.00047 (J)	
11/15/2016	<0.005	
1/12/2017	0.00025 (J)	
3/1/2017	<0.005	
4/24/2017	<0.005	
7/24/2017	0.00032 (J)	
1/11/2018	<0.005	
7/12/2018	0.00025 (J)	
1/30/2019	<0.005	
3/27/2019	<0.005	
9/11/2019	<0.005	
4/2/2020	<0.005	
9/15/2020	<0.005	
3/17/2021	<0.005	
8/18/2021	<0.005	
2/23/2022	<0.005	
8/2/2022	<0.005	
2/8/2023	<0.005	
8/2/2023	<0.005	
2/7/2024		<0.005
8/14/2024		<0.005
2/5/2025		<0.005

ND substitution: RL or RL/2 if <15% NDs.

Prediction Limit

Constituent: Selenium (mg/L) Analysis Run 4/22/2025 10:36 AM View: Appendix I - Intrawell

Plant McIntosh Client: Southern Company Data: McIntosh LF 4

	GWC-19	GWC-19
12/8/2015	<0.005	
12/15/2015	<0.005	
12/28/2015	<0.005	
1/14/2016	<0.005	
1/26/2016	<0.005	
4/19/2016	<0.005	
6/16/2016	<0.005	
8/10/2016	<0.005	
9/28/2016	<0.005	
11/15/2016	<0.005	
1/16/2017	<0.005	
3/1/2017	<0.005	
4/25/2017	0.00052 (J)	
7/25/2017	<0.005	
1/12/2018	<0.005	
7/11/2018	<0.005	
1/29/2019	<0.005	
3/27/2019	<0.005	
9/11/2019	<0.005	
4/1/2020	<0.005	
9/16/2020	<0.005	
3/16/2021	<0.005	
8/19/2021	<0.005	
2/23/2022	<0.005	
8/3/2022	<0.005	
2/8/2023	<0.005	
8/2/2023	<0.005	
2/7/2024		<0.005
8/14/2024		<0.005
2/4/2025		<0.005

ND substitution: RL or RL/2 if <15% NDs.

Prediction Limit

Constituent: Selenium (mg/L) Analysis Run 4/22/2025 10:36 AM View: Appendix I - Intrawell

Plant McIntosh Client: Southern Company Data: McIntosh LF 4

	GWC-20	GWC-20
12/9/2015	<0.005	
12/14/2015	<0.005	
12/29/2015	<0.005	
1/14/2016	<0.005	
1/25/2016	<0.005	
4/21/2016	<0.005	
6/16/2016	<0.005	
8/10/2016	<0.005	
9/27/2016	<0.005	
11/15/2016	<0.005	
1/13/2017	<0.005	
3/1/2017	<0.005	
4/25/2017	0.0021	
7/25/2017	<0.005	
1/12/2018	<0.005	
7/11/2018	<0.005	
1/29/2019	<0.005	
3/27/2019	<0.005	
9/11/2019	<0.005	
4/1/2020	<0.005	
9/15/2020	<0.005	
3/16/2021	<0.005	
8/19/2021	<0.005	
2/22/2022	<0.005	
8/3/2022	<0.005	
2/8/2023	<0.005	
8/2/2023	<0.005	
2/7/2024		<0.005
8/14/2024		<0.005
2/5/2025		<0.005

ND substitution: RL or RL/2 if <15% NDs.

Prediction Limit

Constituent: Selenium (mg/L) Analysis Run 4/22/2025 10:36 AM View: Appendix I - Intrawell

Plant McIntosh Client: Southern Company Data: McIntosh LF 4

	GWC-21	GWC-21
12/9/2015	<0.005	
12/14/2015	<0.005	
12/29/2015	<0.005	
1/14/2016	<0.005	
1/25/2016	<0.005	
4/21/2016	<0.005	
6/16/2016	<0.005	
8/10/2016	<0.005	
9/27/2016	0.00043 (J)	
11/15/2016	<0.005	
1/12/2017	<0.005	
3/1/2017	<0.005	
4/24/2017	<0.005	
7/25/2017	<0.005	
1/11/2018	<0.005	
7/11/2018	<0.005	
1/30/2019	<0.005	
3/27/2019	<0.005	
9/11/2019	<0.005	
4/1/2020	<0.005	
9/15/2020	<0.005	
3/17/2021	<0.005	
8/19/2021	<0.005	
2/23/2022	<0.005	
8/4/2022	<0.005	
2/8/2023	<0.005	
8/3/2023	<0.005	
2/7/2024		<0.005
8/14/2024		<0.005
2/5/2025		<0.005

ND substitution: RL or RL/2 if <15% NDs.

Prediction Limit

Constituent: Selenium (mg/L) Analysis Run 4/22/2025 10:36 AM View: Appendix I - Intrawell

Plant McIntosh Client: Southern Company Data: McIntosh LF 4

	GWC-9	GWC-9
8/25/2004	<0.005	
9/11/2004	<0.005	
9/26/2004	<0.005	
10/13/2004	<0.005	
7/12/2005	0.0058	
12/8/2005	<0.005	
6/25/2006	<0.005	
11/29/2006	<0.005	
6/20/2007	<0.005	
7/6/2007	<0.005	
12/13/2007	<0.005	
6/20/2008	<0.005	
12/7/2008	<0.005	
7/9/2009	<0.005	
12/29/2009	<0.005	
6/22/2010	<0.005	
1/5/2011	<0.005	
7/9/2011	<0.005	
1/21/2012	<0.005	
7/11/2012	<0.005	
1/19/2013	<0.005	
7/18/2013	<0.005	
1/15/2014	<0.005	
7/10/2014	<0.005	
1/16/2015	<0.005	
6/20/2015	<0.005	
1/14/2016	<0.005	
4/19/2016	<0.005	
6/15/2016	<0.005	
8/10/2016	<0.005	
9/27/2016	<0.005	
11/15/2016	<0.005	
1/13/2017	<0.005	
3/1/2017	<0.005	
4/24/2017	<0.005	
7/24/2017	<0.005	
1/12/2018	<0.005	
7/12/2018	<0.005	
1/30/2019	<0.005	
3/27/2019	<0.005	
9/11/2019	<0.005	
4/1/2020	<0.005	
9/16/2020	<0.005	
3/17/2021	<0.005	
8/19/2021	<0.005	
2/23/2022	<0.005	
8/3/2022	<0.005	
2/8/2023	<0.005	
8/2/2023	<0.005	
2/7/2024		<0.005
8/14/2024		<0.005
2/5/2025		<0.005

ND substitution: RL or RL/2 if <15% NDs.

Prediction Limit

Constituent: Silver (mg/L) Analysis Run 4/22/2025 10:36 AM View: Appendix I - Intrawell

Plant McIntosh Client: Southern Company Data: McIntosh LF 4

	GWC-18	GWC-18
1/21/2012	<0.001	
12/8/2015	<0.001	
12/14/2015	<0.001	
12/28/2015	<0.001	
1/14/2016	<0.001	
1/26/2016	<0.001	
6/16/2016	<0.001	
1/11/2017	<0.001	
7/25/2017	<0.001	
1/12/2018	<0.001	
7/11/2018	<0.001	
1/30/2019	0.00029 (J)	
3/27/2019	<0.001	
9/11/2019	<0.001	
4/1/2020	<0.001	
9/15/2020	<0.001	
3/17/2021	<0.001	
8/19/2021	<0.001	
2/23/2022	<0.001	
8/2/2022	<0.001	
2/7/2023	<0.001	
8/2/2023	<0.001	
2/7/2024		<0.001
8/14/2024		<0.001
2/5/2025		<0.001

ND substitution: RL or RL/2 if <15% NDs.

Prediction Limit

Constituent: Silver (mg/L) Analysis Run 4/22/2025 10:36 AM View: Appendix I - Intrawell

Plant McIntosh Client: Southern Company Data: McIntosh LF 4

	GWC-1	GWC-1
8/25/2004	<0.001	
9/11/2004	<0.001	
9/26/2004	<0.001	
7/11/2005	<0.001	
12/7/2005	<0.001	
6/24/2006	<0.001	
11/29/2006	<0.001	
6/20/2007	<0.001	
7/6/2007	<0.001	
12/13/2007	<0.001	
6/20/2008	<0.001	
12/7/2008	<0.001	
7/9/2009	<0.001	
12/28/2009	<0.001	
6/22/2010	<0.001	
1/4/2011	<0.001	
7/9/2011	<0.001	
1/21/2012	<0.001	
7/11/2012	<0.001	
1/20/2013	<0.001	
7/19/2013	<0.001	
1/15/2014	<0.001	
7/11/2014	<0.001	
1/16/2015	<0.001	
6/20/2015	<0.001	
1/16/2016	<0.001	
6/15/2016	<0.001	
1/12/2017	<0.001	
7/19/2017	<0.001	
1/11/2018	<0.001	
7/12/2018	<0.001	
1/30/2019	0.00021 (J)	
3/27/2019	<0.001	
9/11/2019	<0.001	
4/1/2020	<0.001	
9/15/2020	<0.001	
3/16/2021	<0.001	
8/18/2021	<0.001	
2/23/2022	<0.001	
8/3/2022	<0.001	
2/7/2023	<0.001	
8/2/2023	<0.001	
2/7/2024		<0.001
8/14/2024		<0.001
2/5/2025		<0.001

ND substitution: RL or RL/2 if <15% NDs.

Prediction Limit

Constituent: Silver (mg/L) Analysis Run 4/22/2025 10:36 AM View: Appendix I - Intrawell

Plant McIntosh Client: Southern Company Data: McIntosh LF 4

	GWC-10	GWC-10
8/25/2004	<0.001	
9/11/2004	<0.001	
9/26/2004	<0.001	
10/13/2004	<0.001	
7/12/2005	<0.001	
12/7/2005	<0.001	
6/24/2006	<0.001	
11/29/2006	<0.001	
6/20/2007	<0.001	
7/6/2007	<0.001	
12/13/2007	<0.001	
6/20/2008	<0.001	
12/7/2008	<0.001	
7/10/2009	<0.001	
12/29/2009	<0.001	
6/22/2010	<0.001	
1/4/2011	<0.001	
7/10/2011	<0.001	
1/21/2012	<0.001	
7/11/2012	<0.001	
1/20/2013	<0.001	
7/19/2013	<0.001	
1/16/2014	<0.001	
7/10/2014	<0.001	
1/16/2015	<0.001	
6/20/2015	<0.001	
1/16/2016	<0.001	
6/16/2016	<0.001	
1/12/2017	<0.001	
7/24/2017	<0.001	
1/11/2018	<0.001	
7/12/2018	<0.001	
1/30/2019	0.00018 (J)	
3/27/2019	<0.001	
9/11/2019	<0.001	
4/1/2020	<0.001	
9/15/2020	<0.001	
3/16/2021	<0.001	
8/18/2021	<0.001	
2/23/2022	<0.001	
8/3/2022	<0.001	
2/8/2023	<0.001	
8/2/2023	<0.001	
2/7/2024		<0.001
8/14/2024		<0.001
2/4/2025		<0.001

ND substitution: RL or RL/2 if <15% NDs.

Prediction Limit

Constituent: Silver (mg/L) Analysis Run 4/22/2025 10:36 AM View: Appendix I - Intrawell

Plant McIntosh Client: Southern Company Data: McIntosh LF 4

	GWC-11	GWC-11
8/25/2004	<0.001	
9/11/2004	<0.001	
9/26/2004	<0.001	
10/13/2004	<0.001	
7/12/2005	<0.001	
12/7/2005	<0.001	
6/25/2006	<0.001	
11/28/2006	<0.001	
6/21/2007	<0.001	
7/6/2007	<0.001	
12/14/2007	<0.001	
6/20/2008	<0.001	
12/7/2008	<0.001	
7/10/2009	<0.001	
12/29/2009	<0.001	
6/22/2010	<0.001	
1/5/2011	<0.001	
7/9/2011	<0.001	
1/21/2012	<0.001	
7/11/2012	<0.001	
1/19/2013	<0.001	
7/19/2013	<0.001	
1/15/2014	<0.001	
7/11/2014	0.00061 (J)	
1/16/2015	<0.001	
6/20/2015	<0.001	
1/14/2016	<0.001	
6/15/2016	<0.001	
1/12/2017	<0.001	
7/24/2017	<0.001	
1/11/2018	<0.001	
7/12/2018	<0.001	
1/30/2019	0.00016 (J)	
3/27/2019	<0.001	
9/11/2019	<0.001	
4/2/2020	<0.001	
9/15/2020	<0.001	
3/17/2021	<0.001	
8/18/2021	<0.001	
2/23/2022	<0.001	
8/2/2022	<0.001	
2/8/2023	<0.001	
8/2/2023	<0.001	
2/7/2024		<0.001
8/14/2024		<0.001
2/5/2025		<0.001

ND substitution: RL or RL/2 if <15% NDs.

Prediction Limit

Constituent: Silver (mg/L) Analysis Run 4/22/2025 10:36 AM View: Appendix I - Intrawell

Plant McIntosh Client: Southern Company Data: McIntosh LF 4

	GWC-21	GWC-21
12/9/2015	<0.001	
12/14/2015	<0.001	
12/29/2015	<0.001	
1/14/2016	<0.001	
1/25/2016	<0.001	
6/16/2016	<0.001	
1/12/2017	<0.001	
7/25/2017	<0.001	
1/11/2018	<0.001	
7/11/2018	<0.001	
1/30/2019	0.00018 (J)	
3/27/2019	<0.001	
9/11/2019	<0.001	
4/1/2020	<0.001	
9/15/2020	<0.001	
3/17/2021	<0.001	
8/19/2021	<0.001	
2/23/2022	<0.001	
8/4/2022	<0.001	
2/8/2023	<0.001	
8/3/2023	<0.001	
2/7/2024		<0.001
8/14/2024		<0.001
2/5/2025		<0.001

ND substitution: RL or RL/2 if <15% NDs.

Prediction Limit

Constituent: Silver (mg/L) Analysis Run 4/22/2025 10:36 AM View: Appendix I - Intrawell

Plant McIntosh Client: Southern Company Data: McIntosh LF 4

	GWC-23	GWC-23
6/16/2016	<0.001	
1/17/2017	<0.001	
7/25/2017	<0.001	
1/12/2018	<0.001	
7/12/2018	<0.001	
1/30/2019	0.00012 (J)	
3/27/2019	<0.001	
9/11/2019	<0.001	
4/1/2020	<0.001	
9/15/2020	<0.001	
3/17/2021	<0.001	
8/19/2021	<0.001	
2/23/2022	<0.001	
8/4/2022	<0.001	
2/8/2023	<0.001	
8/3/2023	<0.001	
2/7/2024		<0.001
8/14/2024		<0.001
2/5/2025		<0.001

ND substitution: RL or RL/2 if <15% NDs.

Prediction Limit

Constituent: Silver (mg/L) Analysis Run 4/22/2025 10:36 AM View: Appendix I - Intrawell

Plant McIntosh Client: Southern Company Data: McIntosh LF 4

	GWC-9	GWC-9
8/25/2004	<0.001	
9/11/2004	<0.001	
9/26/2004	<0.001	
10/13/2004	<0.001	
7/12/2005	<0.001	
12/8/2005	<0.001	
6/25/2006	<0.001	
11/29/2006	<0.001	
6/20/2007	<0.001	
7/6/2007	<0.001	
12/13/2007	<0.001	
6/20/2008	<0.001	
12/7/2008	<0.001	
7/9/2009	<0.001	
12/29/2009	<0.001	
6/22/2010	<0.001	
1/5/2011	<0.001	
7/9/2011	<0.001	
1/21/2012	<0.001	
7/11/2012	<0.001	
1/19/2013	<0.001	
7/18/2013	<0.001	
1/15/2014	<0.001	
7/10/2014	<0.001	
1/16/2015	<0.001	
6/20/2015	<0.001	
1/14/2016	<0.001	
6/15/2016	<0.001	
1/13/2017	<0.001	
7/24/2017	<0.001	
1/12/2018	<0.001	
7/12/2018	<0.001	
1/30/2019	0.00018 (J)	
3/27/2019	<0.001	
9/11/2019	<0.001	
4/1/2020	<0.001	
9/16/2020	<0.001	
3/17/2021	<0.001	
8/19/2021	<0.001	
2/23/2022	<0.001	
8/3/2022	<0.001	
2/8/2023	<0.001	
8/2/2023	<0.001	
2/7/2024		<0.001
8/14/2024		<0.001
2/5/2025		<0.001

ND substitution: RL or RL/2 if <15% NDs.

Prediction Limit

Constituent: Thallium (mg/L) Analysis Run 4/22/2025 10:36 AM View: Appendix I - Intrawell

Plant McIntosh Client: Southern Company Data: McIntosh LF 4

	GWA-2	GWA-2
8/25/2004	<0.001	
9/11/2004	<0.001	
9/26/2004	<0.001	
10/13/2004	<0.001	
7/11/2005	<0.001	
12/7/2005	<0.001	
6/23/2006	<0.001	
11/28/2006	<0.001	
7/6/2007	<0.001	
12/13/2007	<0.001	
6/20/2008	<0.001	
12/7/2008	<0.001	
7/9/2009	<0.001	
12/28/2009	<0.001	
6/22/2010	<0.001	
1/4/2011	<0.001	
7/9/2011	<0.001	
1/21/2012	<0.001	
7/11/2012	<0.001	
1/20/2013	<0.001	
7/19/2013	<0.001	
1/15/2014	<0.001	
6/20/2015	<0.001	
1/16/2016	<0.001	
4/19/2016	<0.001	
6/14/2016	<0.001	
8/9/2016	<0.001	
9/26/2016	<0.001	
11/15/2016	<0.001	
1/10/2017	<0.001	
2/28/2017	<0.001	
4/19/2017	<0.001	
7/17/2017	<0.001	
1/10/2018	<0.001	
7/11/2018	<0.001	
1/29/2019	<0.001	
3/27/2019	<0.001	
9/11/2019	<0.001	
4/1/2020	0.00017 (J)	
9/15/2020	0.00029 (J)	
3/16/2021	<0.001	
8/17/2021	0.00062 (J)	
2/22/2022	<0.001	
8/2/2022	<0.001	
2/7/2023	<0.001	
8/1/2023	<0.001	
2/6/2024		<0.001
8/15/2024		<0.001
2/4/2025		<0.001

ND substitution: RL or RL/2 if <15% NDs.

Prediction Limit

Constituent: Thallium (mg/L) Analysis Run 4/22/2025 10:36 AM View: Appendix I - Intrawell

Plant McIntosh Client: Southern Company Data: McIntosh LF 4

	GWA-3	GWA-3
8/25/2004	<0.001	
9/11/2004	<0.001	
9/26/2004	<0.001	
10/13/2004	<0.001	
7/11/2005	<0.001	
12/7/2005	<0.001	
6/23/2006	<0.001	
11/28/2006	<0.001	
7/6/2007	<0.001	
12/13/2007	<0.001	
6/20/2008	<0.001	
12/7/2008	<0.001	
7/9/2009	<0.001	
12/28/2009	<0.001	
6/22/2010	<0.001	
1/5/2011	<0.001	
7/9/2011	<0.001	
1/20/2012	<0.001	
7/11/2012	<0.001	
1/19/2013	<0.001	
7/18/2013	<0.001	
1/15/2014	<0.001	
6/19/2015	<0.001	
1/16/2016	<0.001	
4/19/2016	<0.001	
6/14/2016	<0.001	
8/9/2016	<0.001	
9/27/2016	<0.001	
11/14/2016	<0.001	
1/10/2017	<0.001	
2/28/2017	<0.001	
4/19/2017	<0.001	
7/18/2017	<0.001	
1/10/2018	<0.001	
7/11/2018	<0.001	
1/29/2019	<0.001	
3/27/2019	<0.001	
9/11/2019	<0.001	
4/1/2020	<0.001	
9/15/2020	0.00017 (J)	
3/16/2021	<0.001	
8/17/2021	0.00015 (J)	
2/22/2022	<0.001	
8/2/2022	<0.001	
2/7/2023	<0.001	
8/2/2023	<0.001	
2/6/2024		<0.001
8/13/2024		<0.001
2/4/2025		<0.001

ND substitution: RL or RL/2 if <15% NDs.

Prediction Limit

Constituent: Thallium (mg/L) Analysis Run 4/22/2025 10:36 AM View: Appendix I - Intrawell

Plant McIntosh Client: Southern Company Data: McIntosh LF 4

	GWA-4A	GWA-4A
8/25/2004	<0.001	
9/11/2004	<0.001	
9/26/2004	<0.001	
10/13/2004	<0.001	
7/12/2005	<0.001	
12/8/2005	<0.001	
6/24/2006	<0.001	
11/28/2006	<0.001	
12/13/2007	<0.001	
6/20/2008	<0.001	
12/7/2008	<0.001	
7/9/2009	<0.001	
12/30/2009	<0.001	
6/22/2010	<0.001	
1/4/2011	<0.001	
7/10/2011	<0.001	
1/21/2012	<0.001	
7/11/2012	<0.001	
1/20/2013	<0.001	
7/19/2013	<0.001	
1/16/2014	<0.001	
6/20/2015	<0.001	
1/14/2016	<0.001	
4/20/2016	<0.001	
6/14/2016	3.6E-05 (J)	
8/11/2016	<0.001	
9/27/2016	<0.001	
11/14/2016	<0.001	
1/10/2017	<0.001	
2/28/2017	<0.001	
4/20/2017	<0.001	
7/18/2017	<0.001	
1/10/2018	<0.001	
7/11/2018	<0.001	
1/29/2019	<0.001	
3/26/2019	<0.001	
9/10/2019	0.00033 (J)	
3/31/2020	<0.001	
9/16/2020	<0.001	
3/17/2021	<0.001	
8/19/2021	<0.001	
2/23/2022	<0.001	
8/3/2022	<0.001	
2/7/2023	<0.001	
8/1/2023	<0.001	
2/6/2024		<0.001
8/13/2024		<0.001
2/3/2025		<0.001

ND substitution: RL or RL/2 if <15% NDs.

Prediction Limit

Constituent: Thallium (mg/L) Analysis Run 4/22/2025 10:36 AM View: Appendix I - Intrawell

Plant McIntosh Client: Southern Company Data: McIntosh LF 4

	GWA-13	GWA-13
6/22/2010	<0.001	
12/7/2015	<0.001	
12/15/2015	<0.001	
12/29/2015	0.0001 (J)	
1/13/2016	6E-05 (J)	
1/25/2016	<0.001	
4/20/2016	<0.001	
6/14/2016	<0.001	
8/9/2016	<0.001	
9/27/2016	<0.001	
11/15/2016	<0.001	
1/12/2017	<0.001	
2/28/2017	<0.001	
4/20/2017	<0.001	
7/18/2017	<0.001	
1/10/2018	<0.001	
7/11/2018	<0.001	
1/29/2019	<0.001	
3/26/2019	<0.001	
9/10/2019	0.00057 (J)	
3/31/2020	<0.001	
9/15/2020	<0.001	
3/16/2021	<0.001	
8/18/2021	0.00016 (J)	
2/22/2022	<0.001	
8/2/2022	<0.001	
2/6/2023	<0.001	
8/1/2023	<0.001	
2/6/2024		<0.001
8/13/2024		<0.001
2/4/2025		<0.001

ND substitution: RL or RL/2 if <15% NDs.

Prediction Limit

Constituent: Thallium (mg/L) Analysis Run 4/22/2025 10:36 AM View: Appendix I - Intrawell

Plant McIntosh Client: Southern Company Data: McIntosh LF 4

	GWA-14	GWA-14
12/7/2015	<0.001	
12/15/2015	<0.001	
12/29/2015	<0.001	
1/13/2016	7.9E-05 (J)	
1/25/2016	<0.001	
4/20/2016	<0.001	
6/14/2016	<0.001	
8/9/2016	<0.001	
9/27/2016	<0.001	
11/15/2016	<0.001	
1/11/2017	<0.001	
2/28/2017	<0.001	
4/20/2017	<0.001	
7/19/2017	<0.001	
1/11/2018	<0.001	
7/11/2018	<0.001	
1/29/2019	<0.001	
3/26/2019	<0.001	
9/10/2019	0.00021 (J)	
4/1/2020	0.00018 (J)	
9/15/2020	<0.001	
3/16/2021	<0.001	
8/17/2021	0.0006 (J)	
2/22/2022	<0.001	
8/2/2022	<0.001	
2/7/2023	<0.001	
8/2/2023	<0.001	
2/6/2024		<0.001
8/13/2024		<0.001
2/4/2025		<0.001

ND substitution: RL or RL/2 if <15% NDs.

Prediction Limit

Constituent: Thallium (mg/L) Analysis Run 4/22/2025 10:36 AM View: Appendix I - Intrawell

Plant McIntosh Client: Southern Company Data: McIntosh LF 4

	GWA-16	GWA-16
12/7/2015	<0.001	
12/14/2015	<0.001	
12/28/2015	<0.001	
1/13/2016	<0.001	
1/25/2016	<0.001	
4/20/2016	<0.001	
6/15/2016	<0.001	
8/9/2016	<0.001	
9/27/2016	<0.001	
11/15/2016	<0.001	
1/11/2017	<0.001	
3/1/2017	<0.001	
4/20/2017	<0.001	
7/19/2017	<0.001	
1/11/2018	<0.001	
7/11/2018	<0.001	
1/29/2019	<0.001	
3/26/2019	<0.001	
9/10/2019	0.0002 (J)	
4/1/2020	<0.001	
9/15/2020	<0.001	
3/16/2021	<0.001	
8/17/2021	0.00025 (J)	
2/22/2022	<0.001	
8/2/2022	<0.001	
2/7/2023	<0.001	
8/1/2023	<0.001	
2/6/2024		<0.001
8/13/2024		<0.001
2/4/2025		<0.001

ND substitution: RL or RL/2 if <15% NDs.

Prediction Limit

Constituent: Thallium (mg/L) Analysis Run 4/22/2025 10:36 AM View: Appendix I - Intrawell

Plant McIntosh Client: Southern Company Data: McIntosh LF 4

	GWC-17	GWC-17
1/20/2012	<0.001	
12/8/2015	0.0001 (J)	
12/14/2015	9E-05 (J)	
12/28/2015	9E-05 (J)	
1/13/2016	0.0001 (J)	
1/26/2016	9.5E-05 (J)	
4/20/2016	<0.001	
6/15/2016	3.8E-05 (J)	
8/9/2016	<0.001	
9/27/2016	<0.001	
11/15/2016	<0.001	
1/11/2017	<0.001	
3/1/2017	<0.001	
4/20/2017	<0.001	
7/19/2017	<0.001	
1/11/2018	<0.001	
7/11/2018	<0.001	
1/29/2019	<0.001	
3/27/2019	<0.001	
9/11/2019	<0.001	
4/1/2020	<0.001	
9/15/2020	<0.001	
3/16/2021	<0.001	
8/19/2021	<0.001	
2/22/2022	<0.001	
8/2/2022	<0.001	
2/8/2023	<0.001	
8/2/2023	<0.001	
2/6/2024		<0.001
8/13/2024		<0.001
2/4/2025		<0.001

ND substitution: RL or RL/2 if <15% NDs.

Prediction Limit

Constituent: Thallium (mg/L) Analysis Run 4/22/2025 10:36 AM View: Appendix I - Intrawell

Plant McIntosh Client: Southern Company Data: McIntosh LF 4

	GWC-18	GWC-18
1/21/2012	<0.001	
12/8/2015	0.0001 (J)	
12/14/2015	0.0001 (J)	
12/28/2015	0.0001 (J)	
1/14/2016	0.000137 (J)	
1/26/2016	0.000142 (J)	
4/19/2016	<0.001	
6/16/2016	0.00013 (J)	
8/11/2016	0.00011 (J)	
9/28/2016	0.00012 (J)	
11/16/2016	<0.001	
1/11/2017	9.5E-05 (J)	
3/1/2017	0.00011 (J)	
4/25/2017	0.00012 (J)	
7/25/2017	0.00011 (J)	
1/12/2018	0.00011 (J)	
7/11/2018	9.5E-05 (J)	
1/30/2019	0.00012 (J)	
3/27/2019	<0.001	
9/11/2019	0.00018 (J)	
4/1/2020	<0.001	
9/15/2020	<0.001	
3/17/2021	0.00016 (J)	
8/19/2021	<0.001	
2/23/2022	<0.001	
8/2/2022	<0.001	
2/7/2023	<0.001	
8/2/2023	<0.001	
2/7/2024		<0.001
8/14/2024		<0.001
2/5/2025		<0.001

ND substitution: RL or RL/2 if <15% NDs.

Prediction Limit

Constituent: Thallium (mg/L) Analysis Run 4/22/2025 10:36 AM View: Appendix I - Intrawell

Plant McIntosh Client: Southern Company Data: McIntosh LF 4

	GWC-10	GWC-10
8/25/2004	<0.001	
9/11/2004	<0.001	
9/26/2004	<0.001	
10/13/2004	<0.001	
7/12/2005	<0.001	
12/7/2005	<0.001	
6/24/2006	<0.001	
11/29/2006	<0.001	
7/6/2007	<0.001	
12/13/2007	<0.001	
6/20/2008	<0.001	
12/7/2008	<0.001	
7/10/2009	<0.001	
12/29/2009	<0.001	
6/22/2010	<0.001	
1/4/2011	<0.001	
7/10/2011	<0.001	
1/21/2012	<0.001	
7/11/2012	<0.001	
1/20/2013	<0.001	
7/19/2013	<0.001	
1/16/2014	<0.001	
6/20/2015	<0.001	
1/16/2016	<0.001	
4/21/2016	<0.001	
6/16/2016	<0.001	
8/10/2016	<0.001	
9/27/2016	<0.001	
11/15/2016	<0.001	
1/12/2017	<0.001	
3/1/2017	<0.001	
4/24/2017	<0.001	
7/24/2017	<0.001	
1/11/2018	<0.001	
7/12/2018	<0.001	
1/30/2019	<0.001	
3/27/2019	<0.001	
9/11/2019	0.0002 (J)	
4/1/2020	0.00031 (J)	
9/15/2020	<0.001	
3/16/2021	0.00037 (J)	
8/18/2021	<0.001	
2/23/2022	<0.001	
8/3/2022	<0.001	
2/8/2023	<0.001	
8/2/2023	<0.001	
2/7/2024		<0.001
8/14/2024		<0.001
2/4/2025		<0.001

ND substitution: RL or RL/2 if <15% NDs.

Prediction Limit

Constituent: Thallium (mg/L) Analysis Run 4/22/2025 10:36 AM View: Appendix I - Intrawell

Plant McIntosh Client: Southern Company Data: McIntosh LF 4

	GWC-11	GWC-11
8/25/2004	<0.001	
9/11/2004	<0.001	
9/26/2004	<0.001	
10/13/2004	<0.001	
7/12/2005	<0.001	
12/7/2005	<0.001	
6/25/2006	<0.001	
11/28/2006	<0.001	
7/6/2007	<0.001	
12/14/2007	<0.001	
6/20/2008	<0.001	
12/7/2008	<0.001	
7/10/2009	<0.001	
12/29/2009	<0.001	
6/22/2010	<0.001	
1/5/2011	<0.001	
7/9/2011	<0.001	
1/21/2012	<0.001	
7/11/2012	<0.001	
1/19/2013	<0.001	
7/19/2013	<0.001	
1/15/2014	<0.001	
6/20/2015	<0.001	
1/14/2016	6.1E-05 (J)	
4/20/2016	<0.001	
6/15/2016	<0.001	
8/10/2016	<0.001	
9/27/2016	<0.001	
11/15/2016	<0.001	
1/12/2017	<0.001	
3/1/2017	<0.001	
4/24/2017	<0.001	
7/24/2017	<0.001	
1/11/2018	<0.001	
7/12/2018	<0.001	
1/30/2019	<0.001	
3/27/2019	<0.001	
9/11/2019	<0.001	
4/2/2020	0.00028 (J)	
9/15/2020	<0.001	
3/17/2021	0.00047 (J)	
8/18/2021	<0.001	
2/23/2022	<0.001	
8/2/2022	<0.001	
2/8/2023	<0.001	
8/2/2023	<0.001	
2/7/2024		<0.001
8/14/2024		<0.001
2/5/2025		<0.001

ND substitution: RL or RL/2 if <15% NDs.

Prediction Limit

Constituent: Thallium (mg/L) Analysis Run 4/22/2025 10:36 AM View: Appendix I - Intrawell

Plant McIntosh Client: Southern Company Data: McIntosh LF 4

	GWC-12	GWC-12
8/25/2004	<0.001	
9/11/2004	<0.001	
9/26/2004	<0.001	
10/13/2004	<0.001	
7/11/2005	<0.001	
12/7/2005	<0.001	
6/24/2006	<0.001	
11/28/2006	<0.001	
7/6/2007	<0.001	
12/13/2007	<0.001	
6/20/2008	<0.001	
12/7/2008	<0.001	
7/10/2009	<0.001	
12/28/2009	<0.001	
6/22/2010	<0.001	
1/4/2011	<0.001	
7/9/2011	<0.001	
1/20/2012	<0.001	
7/11/2012	<0.001	
1/19/2013	<0.001	
7/18/2013	<0.001	
1/15/2014	<0.001	
6/19/2015	<0.001	
1/16/2016	<0.001	
4/20/2016	<0.001	
6/15/2016	<0.001	
8/10/2016	<0.001	
9/27/2016	<0.001	
11/15/2016	<0.001	
1/12/2017	<0.001	
3/1/2017	<0.001	
4/20/2017	<0.001	
7/20/2017	<0.001	
1/11/2018	<0.001	
7/12/2018	<0.001	
1/30/2019	<0.001	
3/27/2019	<0.001	
9/11/2019	0.00017 (J)	
4/1/2020	<0.001	
9/16/2020	<0.001	
3/16/2021	0.00022 (J)	
8/18/2021	<0.001	
2/23/2022	<0.001	
8/3/2022	<0.001	
2/7/2023	<0.001	
8/2/2023	<0.001	
2/8/2024		<0.001
8/14/2024		<0.001
2/5/2025		<0.001

ND substitution: RL or RL/2 if <15% NDs.

Prediction Limit

Constituent: Thallium (mg/L) Analysis Run 4/22/2025 10:36 AM View: Appendix I - Intrawell

Plant McIntosh Client: Southern Company Data: McIntosh LF 4

	GWC-19	GWC-19
12/8/2015	<0.001	
12/15/2015	<0.001	
12/28/2015	<0.001	
1/14/2016	7.9E-05 (J)	
1/26/2016	<0.001	
4/19/2016	<0.001	
6/16/2016	<0.001	
8/10/2016	<0.001	
9/28/2016	<0.001	
11/15/2016	<0.001	
1/16/2017	<0.001	
3/1/2017	<0.001	
4/25/2017	<0.001	
7/25/2017	<0.001	
1/12/2018	<0.001	
7/11/2018	<0.001	
1/29/2019	<0.001	
3/27/2019	<0.001	
9/11/2019	0.00019 (J)	
4/1/2020	<0.001	
9/16/2020	0.00026 (J)	
3/16/2021	<0.001	
8/19/2021	<0.001	
2/23/2022	<0.001	
8/3/2022	<0.001	
2/8/2023	<0.001	
8/2/2023	<0.001	
2/7/2024		<0.001
8/14/2024		<0.001
2/4/2025		<0.001

ND substitution: RL or RL/2 if <15% NDs.

Prediction Limit

Constituent: Thallium (mg/L) Analysis Run 4/22/2025 10:36 AM View: Appendix I - Intrawell

Plant McIntosh Client: Southern Company Data: McIntosh LF 4

	GWC-20	GWC-20
12/9/2015	0.0001 (J)	
12/14/2015	9E-05 (J)	
12/29/2015	0.0001 (J)	
1/14/2016	0.000118 (J)	
1/25/2016	0.000102 (J)	
4/21/2016	<0.001	
6/16/2016	5.2E-05 (J)	
8/10/2016	<0.001	
9/27/2016	<0.001	
11/15/2016	<0.001	
1/13/2017	<0.001	
3/1/2017	<0.001	
4/25/2017	<0.001	
7/25/2017	<0.001	
1/12/2018	<0.001	
7/11/2018	<0.001	
1/29/2019	<0.001	
3/27/2019	<0.001	
9/11/2019	0.00034 (J)	
4/1/2020	<0.001	
9/15/2020	<0.001	
3/16/2021	<0.001	
8/19/2021	<0.001	
2/22/2022	<0.001	
8/3/2022	<0.001	
2/8/2023	<0.001	
8/2/2023	<0.001	
2/7/2024		<0.001
8/14/2024		<0.001
2/5/2025		<0.001

ND substitution: RL or RL/2 if <15% NDs.

Prediction Limit

Constituent: Thallium (mg/L) Analysis Run 4/22/2025 10:36 AM View: Appendix I - Intrawell

Plant McIntosh Client: Southern Company Data: McIntosh LF 4

	GWC-21	GWC-21
12/9/2015	<0.001	
12/14/2015	<0.001	
12/29/2015	<0.001	
1/14/2016	<0.001	
1/25/2016	<0.001	
4/21/2016	<0.001	
6/16/2016	2.7E-05 (J)	
8/10/2016	<0.001	
9/27/2016	0.00016 (J)	
11/15/2016	<0.001	
1/12/2017	<0.001	
3/1/2017	<0.001	
4/24/2017	<0.001	
7/25/2017	<0.001	
1/11/2018	<0.001	
7/11/2018	<0.001	
1/30/2019	<0.001	
3/27/2019	<0.001	
9/11/2019	0.00041 (J)	
4/1/2020	<0.001	
9/15/2020	<0.001	
3/17/2021	<0.001	
8/19/2021	<0.001	
2/23/2022	<0.001	
8/4/2022	<0.001	
2/8/2023	<0.001	
8/3/2023	<0.001	
2/7/2024		<0.001
8/14/2024		<0.001
2/5/2025		<0.001

ND substitution: RL or RL/2 if <15% NDs.

Prediction Limit

Constituent: Thallium (mg/L) Analysis Run 4/22/2025 10:36 AM View: Appendix I - Intrawell

Plant McIntosh Client: Southern Company Data: McIntosh LF 4

	GWC-23	GWC-23
6/16/2016	<0.001	
8/10/2016	<0.001	
9/28/2016	<0.001	
11/16/2016	<0.001	
1/17/2017	<0.001	
3/2/2017	<0.001	
4/25/2017	<0.001	
7/13/2017	<0.001	
7/25/2017	9E-05 (J)	
1/12/2018	0.00011 (J)	
7/12/2018	0.0001 (J)	
1/30/2019	0.00016 (J)	
3/27/2019	0.00011 (J)	
9/11/2019	0.00034 (J)	
4/1/2020	<0.001	
9/15/2020	<0.001	
3/17/2021	<0.001	
8/19/2021	<0.001	
2/23/2022	<0.001	
8/4/2022	<0.001	
2/8/2023	<0.001	
8/3/2023	<0.001	
2/7/2024		<0.001
8/14/2024		<0.001
2/5/2025		<0.001

ND substitution: RL or RL/2 if <15% NDs.

Prediction Limit

Constituent: Thallium (mg/L) Analysis Run 4/22/2025 10:36 AM View: Appendix I - Intrawell

Plant McIntosh Client: Southern Company Data: McIntosh LF 4

	GWC-9	GWC-9
8/25/2004	<0.001	
9/11/2004	<0.001	
9/26/2004	<0.001	
10/13/2004	<0.001	
7/12/2005	<0.001	
12/8/2005	<0.001	
6/25/2006	<0.001	
11/29/2006	<0.001	
7/6/2007	<0.001	
12/13/2007	<0.001	
6/20/2008	<0.001	
12/7/2008	<0.001	
7/9/2009	<0.001	
12/29/2009	<0.001	
6/22/2010	<0.001	
1/5/2011	<0.001	
7/9/2011	<0.001	
1/21/2012	<0.001	
7/11/2012	<0.001	
1/19/2013	<0.001	
7/18/2013	<0.001	
1/15/2014	<0.001	
6/20/2015	<0.001	
1/14/2016	<0.001	
4/19/2016	<0.001	
6/15/2016	<0.001	
8/10/2016	<0.001	
9/27/2016	<0.001	
11/15/2016	<0.001	
1/13/2017	<0.001	
3/1/2017	<0.001	
4/24/2017	<0.001	
7/24/2017	<0.001	
1/12/2018	<0.001	
7/12/2018	<0.001	
1/30/2019	<0.001	
3/27/2019	<0.001	
9/11/2019	0.00023 (J)	
4/1/2020	<0.001	
9/16/2020	<0.001	
3/17/2021	<0.001	
8/19/2021	<0.001	
2/23/2022	<0.001	
8/3/2022	<0.001	
2/8/2023	<0.001	
8/2/2023	<0.001	
2/7/2024		<0.001
8/14/2024		<0.001
2/5/2025		<0.001

ND substitution: RL or RL/2 if <15% NDs.

Prediction Limit

Constituent: Vanadium (mg/L) Analysis Run 4/22/2025 10:36 AM View: Appendix I - Intrawell

Plant McIntosh Client: Southern Company Data: McIntosh LF 4

	GWA-2	GWA-2
8/25/2004	<0.002	
9/11/2004	<0.002	
9/26/2004	<0.002	
10/13/2004	<0.002	
7/11/2005	<0.002	
12/7/2005	<0.002	
6/23/2006	<0.002	
11/28/2006	<0.002	
6/19/2007	<0.002	
7/6/2007	<0.002	
12/13/2007	<0.002	
6/20/2008	<0.002	
12/7/2008	<0.002	
7/9/2009	<0.002	
12/28/2009	<0.002	
6/22/2010	<0.002	
1/4/2011	<0.002	
7/9/2011	<0.002	
1/21/2012	<0.002	
7/11/2012	0.0051	
1/20/2013	<0.002	
7/19/2013	<0.002	
1/15/2014	<0.002	
7/11/2014	<0.002	
1/16/2015	<0.002	
6/20/2015	<0.002	
1/16/2016	<0.002	
6/14/2016	0.00044 (J)	
1/10/2017	0.0014 (J)	
7/17/2017	<0.002	
1/10/2018	<0.002	
7/11/2018	<0.002	
1/29/2019	<0.002	
3/27/2019	0.0019 (J)	
9/11/2019	0.0014	
4/1/2020	<0.002	
9/15/2020	<0.002	
3/16/2021	<0.002	
8/17/2021	<0.002	
2/22/2022	0.001	
8/2/2022	<0.002	
2/7/2023	<0.002	
8/1/2023	<0.002	
2/6/2024		<0.002
8/15/2024		<0.002
2/4/2025		<0.002

ND substitution: RL or RL/2 if <15% NDs.

Prediction Limit

Constituent: Vanadium (mg/L) Analysis Run 4/22/2025 10:36 AM View: Appendix I - Intrawell

Plant McIntosh Client: Southern Company Data: McIntosh LF 4

	GWA-3	GWA-3
8/25/2004	<0.002	
9/11/2004	<0.002	
9/26/2004	<0.002	
10/13/2004	<0.002	
7/11/2005	<0.002	
12/7/2005	<0.002	
6/23/2006	<0.002	
11/28/2006	<0.002	
6/19/2007	0.0031	
7/6/2007	0.0031	
12/13/2007	<0.002	
6/20/2008	0.005	
12/7/2008	<0.002	
7/9/2009	<0.002	
12/28/2009	<0.002	
6/22/2010	<0.002	
1/5/2011	0.056 (O)	
7/9/2011	0.0033	
1/20/2012	<0.002	
7/11/2012	<0.002	
1/19/2013	<0.002	
7/18/2013	<0.002	
1/15/2014	<0.002	
7/11/2014	<0.002	
1/15/2015	<0.002	
6/19/2015	<0.002	
1/16/2016	<0.002	
6/14/2016	0.00027 (J)	
1/10/2017	0.0015 (J)	
7/18/2017	<0.002	
1/10/2018	<0.002	
7/11/2018	<0.002	
1/29/2019	<0.002	
3/27/2019	0.0047	
9/11/2019	0.0012	
4/1/2020	<0.002	
9/15/2020	<0.002	
3/16/2021	<0.002	
8/17/2021	<0.002	
2/22/2022	<0.002	
8/2/2022	<0.002	
2/7/2023	<0.002	
8/2/2023	<0.002	
2/6/2024		<0.002
8/13/2024		<0.002
2/4/2025		<0.002

ND substitution: RL or RL/2 if <15% NDs.

Prediction Limit

Constituent: Vanadium (mg/L) Analysis Run 4/22/2025 10:36 AM View: Appendix I - Intrawell

Plant McIntosh Client: Southern Company Data: McIntosh LF 4

	GWA-4A	GWA-4A
8/25/2004	<0.002	
9/11/2004	<0.002	
9/26/2004	<0.002	
10/13/2004	<0.002	
7/12/2005	<0.002	
12/8/2005	<0.002	
6/24/2006	<0.002	
11/28/2006	<0.002	
6/19/2007	<0.002	
12/13/2007	<0.002	
6/20/2008	0.0033	
12/7/2008	<0.002	
7/9/2009	<0.002	
12/30/2009	<0.002	
6/22/2010	<0.002	
1/4/2011	<0.002	
7/10/2011	<0.002	
1/21/2012	<0.002	
7/11/2012	<0.002	
1/20/2013	<0.002	
7/19/2013	<0.002	
1/16/2014	<0.002	
7/10/2014	<0.002	
1/16/2015	<0.002	
6/20/2015	<0.002	
1/14/2016	<0.002	
6/14/2016	0.00028 (J)	
1/10/2017	0.0014 (J)	
7/18/2017	<0.002	
1/10/2018	<0.002	
7/11/2018	<0.002	
1/29/2019	<0.002	
3/26/2019	0.0027	
9/10/2019	0.0018	
3/31/2020	<0.002	
9/16/2020	<0.002	
3/17/2021	<0.002	
8/19/2021	<0.002	
2/23/2022	<0.002	
8/3/2022	0.00097 (J)	
2/7/2023	<0.002	
8/1/2023	<0.002	
2/6/2024		<0.002
8/13/2024		<0.002
2/3/2025		<0.002

ND substitution: RL or RL/2 if <15% NDs.

Prediction Limit

Constituent: Vanadium (mg/L) Analysis Run 4/22/2025 10:36 AM View: Appendix I - Intrawell

Plant McIntosh Client: Southern Company Data: McIntosh LF 4

	GWA-5	GWA-5
8/25/2004	<0.002	
9/11/2004	<0.002	
9/26/2004	<0.002	
10/13/2004	<0.002	
7/12/2005	<0.002	
12/8/2005	<0.002	
6/24/2006	<0.002	
11/28/2006	<0.002	
6/19/2007	<0.002	
7/6/2007	<0.002	
12/14/2007	<0.002	
6/20/2008	<0.002	
12/7/2008	<0.002	
7/9/2009	<0.002	
12/29/2009	<0.002	
6/22/2010	<0.002	
1/4/2011	<0.002	
7/9/2011	<0.002	
1/21/2012	<0.002	
7/11/2012	<0.002	
1/19/2013	<0.002	
7/18/2013	<0.002	
1/15/2014	<0.002	
7/10/2014	<0.002	
1/15/2015	<0.002	
6/19/2015	0.0035 (J)	
1/14/2016	<0.002	
6/14/2016	0.00047 (J)	
1/11/2017	0.0016 (J)	
7/18/2017	<0.002	
1/10/2018	<0.002	
7/11/2018	<0.002	
1/29/2019	<0.002	
3/26/2019	0.0015 (J)	
9/10/2019	0.0018	
3/31/2020	<0.002	
9/15/2020	<0.002	
3/17/2021	<0.002	
8/19/2021	<0.002	
2/22/2022	<0.002	
8/2/2022	<0.002	
2/7/2023	<0.002	
8/1/2023	<0.002	
2/6/2024		<0.002
8/13/2024		<0.002
2/4/2025		<0.002

ND substitution: RL or RL/2 if <15% NDs.

Prediction Limit

Constituent: Vanadium (mg/L) Analysis Run 4/22/2025 10:36 AM View: Appendix I - Intrawell

Plant McIntosh Client: Southern Company Data: McIntosh LF 4

	GWA-13	GWA-13
6/22/2010	<0.002	
12/7/2015	<0.002	
12/15/2015	<0.002	
12/29/2015	<0.002	
1/13/2016	<0.002	
1/25/2016	<0.002	
6/14/2016	0.00055 (J)	
1/12/2017	0.0018 (J)	
7/18/2017	<0.002	
1/10/2018	<0.002	
7/11/2018	<0.002	
1/29/2019	0.0018 (J)	
3/26/2019	<0.002	
9/10/2019	0.0027	
12/17/2019	0.0012	
3/31/2020	<0.002	
9/15/2020	<0.002	
3/16/2021	<0.002	
8/18/2021	<0.002	
2/22/2022	<0.002	
8/2/2022	<0.002	
2/6/2023	<0.002	
8/1/2023	<0.002	
2/6/2024		<0.002
8/13/2024		<0.002
2/4/2025		<0.002

ND substitution: RL or RL/2 if <15% NDs.

Prediction Limit

Constituent: Vanadium (mg/L) Analysis Run 4/22/2025 10:36 AM View: Appendix I - Intrawell

Plant McIntosh Client: Southern Company Data: McIntosh LF 4

	GWA-14	GWA-14
7/12/2012	<0.002	
12/7/2015	<0.002	
12/15/2015	<0.002	
12/29/2015	<0.002	
1/13/2016	<0.002	
1/25/2016	<0.002	
6/14/2016	0.00033 (J)	
1/11/2017	<0.002	
7/19/2017	<0.002	
1/11/2018	<0.002	
7/11/2018	<0.002	
1/29/2019	<0.002	
3/26/2019	<0.002	
9/10/2019	0.002	
4/1/2020	<0.002	
9/15/2020	<0.002	
3/16/2021	<0.002	
8/17/2021	<0.002	
2/22/2022	<0.002	
8/2/2022	<0.002	
2/7/2023	<0.002	
8/2/2023	<0.002	
2/6/2024		<0.002
8/13/2024		<0.002
2/4/2025		<0.002

ND substitution: RL or RL/2 if <15% NDs.

Prediction Limit

Constituent: Vanadium (mg/L) Analysis Run 4/22/2025 10:36 AM View: Appendix I - Intrawell

Plant McIntosh Client: Southern Company Data: McIntosh LF 4

	GWA-15	GWA-15
12/7/2015	<0.002	
12/15/2015	<0.002	
12/28/2015	<0.002	
1/13/2016	<0.002	
1/25/2016	<0.002	
6/15/2016	0.0003 (J)	
1/11/2017	0.0017 (J)	
7/19/2017	<0.002	
1/11/2018	<0.002	
7/11/2018	<0.002	
1/29/2019	<0.002	
3/26/2019	0.0041	
9/11/2019	0.0016	
4/1/2020	<0.002	
9/15/2020	<0.002	
3/17/2021	<0.002	
8/19/2021	<0.002	
2/22/2022	<0.002	
8/2/2022	<0.002	
2/7/2023	<0.002	
8/1/2023	<0.002	
2/6/2024		<0.002
8/13/2024		<0.002
2/4/2025		<0.002

ND substitution: RL or RL/2 if <15% NDs.

Prediction Limit

Constituent: Vanadium (mg/L) Analysis Run 4/22/2025 10:36 AM View: Appendix I - Intrawell

Plant McIntosh Client: Southern Company Data: McIntosh LF 4

	GWA-16	GWA-16
12/7/2015	<0.002	
12/14/2015	<0.002	
12/28/2015	<0.002	
1/13/2016	<0.002	
1/25/2016	<0.002	
6/15/2016	0.00015 (J)	
1/11/2017	0.0015 (J)	
7/19/2017	<0.002	
1/11/2018	<0.002	
7/11/2018	<0.002	
1/29/2019	<0.002	
3/26/2019	0.0019 (J)	
9/10/2019	0.0019	
4/1/2020	<0.002	
9/15/2020	<0.002	
3/16/2021	<0.002	
8/17/2021	<0.002	
2/22/2022	<0.002	
8/2/2022	<0.002	
2/7/2023	<0.002	
8/1/2023	<0.002	
2/6/2024		0.00063 (J)
8/13/2024		<0.002
2/4/2025		<0.002

ND substitution: RL or RL/2 if <15% NDs.

Prediction Limit

Constituent: Vanadium (mg/L) Analysis Run 4/22/2025 10:36 AM View: Appendix I - Intrawell

Plant McIntosh Client: Southern Company Data: McIntosh LF 4

	GWC-17	GWC-17
1/20/2012	<0.002	
12/8/2015	<0.002	
12/14/2015	<0.002	
12/28/2015	<0.002	
1/13/2016	<0.002	
1/26/2016	<0.002	
6/15/2016	0.00047 (J)	
1/11/2017	<0.002	
7/19/2017	<0.002	
1/11/2018	<0.002	
7/11/2018	<0.002	
1/29/2019	<0.002	
3/27/2019	0.004	
9/11/2019	0.0018	
4/1/2020	<0.002	
9/15/2020	<0.002	
3/16/2021	<0.002	
8/19/2021	0.0013	
2/22/2022	<0.002	
8/2/2022	<0.002	
2/8/2023	<0.002	
8/2/2023	<0.002	
2/6/2024		0.00082 (J)
8/13/2024		<0.002
2/4/2025		<0.002

ND substitution: RL or RL/2 if <15% NDs.

Prediction Limit

Constituent: Vanadium (mg/L) Analysis Run 4/22/2025 10:36 AM View: Appendix I - Intrawell

Plant McIntosh Client: Southern Company Data: McIntosh LF 4

	GWC-18	GWC-18
1/21/2012	<0.01	
12/8/2015	0.0023 (J)	
12/14/2015	0.0028 (J)	
12/28/2015	0.0024 (J)	
1/14/2016	0.0022 (J)	
1/26/2016	0.0022 (J)	
6/16/2016	0.0041 (J)	
1/11/2017	0.003	
7/25/2017	0.0055	
1/12/2018	0.0022 (J)	
7/11/2018	0.0016 (J)	
1/30/2019	0.0042	
3/27/2019	0.0074	
9/11/2019	0.0037	
4/1/2020	0.0024	
9/15/2020	0.0022	
3/17/2021	0.0026	
8/19/2021	0.003	
2/23/2022	0.0025	
8/2/2022	0.0028	
2/7/2023	0.0038	
8/2/2023	0.0031	
2/7/2024		0.0034
8/14/2024		0.0028
2/5/2025		0.0026

ND substitution: RL or RL/2 if <15% NDs.

Prediction Limit

Constituent: Vanadium (mg/L) Analysis Run 4/22/2025 10:36 AM View: Appendix I - Intrawell

Plant McIntosh Client: Southern Company Data: McIntosh LF 4

	GWC-1	GWC-1
8/25/2004	<0.002	
9/11/2004	<0.002	
9/26/2004	<0.002	
7/11/2005	<0.002	
12/7/2005	<0.002	
6/24/2006	<0.002	
11/29/2006	<0.002	
6/20/2007	<0.002	
7/6/2007	<0.002	
12/13/2007	<0.002	
6/20/2008	<0.002	
12/7/2008	<0.002	
7/9/2009	<0.002	
12/28/2009	<0.002	
6/22/2010	<0.002	
1/4/2011	<0.002	
7/9/2011	0.0032	
1/21/2012	<0.002	
7/11/2012	<0.002	
1/20/2013	<0.002	
7/19/2013	<0.002	
1/15/2014	<0.002	
7/11/2014	<0.002	
1/16/2015	<0.002	
6/20/2015	0.0017 (J)	
1/16/2016	<0.002	
6/15/2016	0.00031 (J)	
1/12/2017	0.0031	
7/19/2017	<0.002	
1/11/2018	<0.002	
7/12/2018	<0.002	
1/30/2019	0.0012 (J)	
3/27/2019	<0.002	
9/11/2019	0.0013	
4/1/2020	<0.002	
9/15/2020	<0.002	
3/16/2021	<0.002	
8/18/2021	0.0011	
2/23/2022	<0.002	
8/3/2022	<0.002	
2/7/2023	<0.002	
8/2/2023	0.00084 (J)	
2/7/2024		<0.002
8/14/2024		<0.002
2/5/2025		<0.002

ND substitution: RL or RL/2 if <15% NDs.

Prediction Limit

Constituent: Vanadium (mg/L) Analysis Run 4/22/2025 10:36 AM View: Appendix I - Intrawell

Plant McIntosh Client: Southern Company Data: McIntosh LF 4

	GWC-10	GWC-10
8/25/2004	<0.002	
9/11/2004	<0.002	
9/26/2004	<0.002	
10/13/2004	<0.002	
7/12/2005	<0.002	
12/7/2005	<0.002	
6/24/2006	<0.002	
11/29/2006	<0.002	
6/20/2007	<0.002	
7/6/2007	<0.002	
12/13/2007	<0.002	
6/20/2008	<0.002	
12/7/2008	<0.002	
7/10/2009	<0.002	
12/29/2009	<0.002	
6/22/2010	<0.002	
1/4/2011	<0.002	
7/10/2011	<0.002	
1/21/2012	<0.002	
7/11/2012	<0.002	
1/20/2013	<0.002	
7/19/2013	<0.002	
7/20/2013	<0.002	
1/16/2014	<0.002	
7/10/2014	<0.002	
1/16/2015	0.00098 (J)	
6/20/2015	0.0019 (J)	
1/16/2016	0.0008 (J)	
6/16/2016	0.0011 (J)	
1/12/2017	0.0087 (O)	
7/24/2017	0.0027	
1/11/2018	<0.002	
7/12/2018	<0.002	
1/30/2019	0.0027	
3/27/2019	0.0065 (O)	
9/11/2019	0.0022	
4/1/2020	0.0012	
9/15/2020	<0.002	
3/16/2021	0.0013	
8/18/2021	0.0015	
2/23/2022	0.0011	
8/3/2022	0.002	
2/8/2023	0.001 (J)	
8/2/2023	0.00096 (J)	
2/7/2024		0.0015 (J)
8/14/2024		<0.002
2/4/2025		0.00064 (J)

ND substitution: RL or RL/2 if <15% NDs.

Prediction Limit

Constituent: Vanadium (mg/L) Analysis Run 4/22/2025 10:36 AM View: Appendix I - Intrawell

Plant McIntosh Client: Southern Company Data: McIntosh LF 4

	GWC-11	GWC-11
8/25/2004	<0.0025	
9/11/2004	<0.0025	
9/26/2004	<0.0025	
10/13/2004	<0.0025	
7/12/2005	<0.0025	
12/7/2005	<0.0025	
6/25/2006	<0.0025	
11/28/2006	<0.0025	
6/21/2007	<0.0025	
7/6/2007	<0.0025	
12/14/2007	<0.0025	
6/20/2008	0.0093 (O)	
12/7/2008	<0.0025	
7/10/2009	<0.0025	
12/29/2009	<0.0025	
6/22/2010	0.0025	
1/5/2011	<0.0025	
7/9/2011	<0.0025	
1/21/2012	<0.0025	
7/11/2012	<0.0025	
1/19/2013	<0.0025	
7/19/2013	<0.0025	
1/15/2014	<0.0025	
7/11/2014	0.001 (J)	
1/16/2015	0.00089 (J)	
6/20/2015	0.0017 (J)	
1/14/2016	0.0017 (J)	
6/15/2016	0.0018 (J)	
1/12/2017	0.01 (O)	
7/24/2017	0.0015 (J)	
1/11/2018	<0.0025	
7/12/2018	<0.0025	
1/30/2019	0.0024 (J)	
3/27/2019	0.0016 (J)	
9/11/2019	0.0025	
4/2/2020	0.0016	
9/15/2020	0.001	
3/17/2021	0.0015	
8/18/2021	0.0018	
2/23/2022	0.0013	
8/2/2022	0.0014	
2/8/2023	0.00095 (J)	
8/2/2023	0.0015 (J)	
2/7/2024		0.0016 (J)
8/14/2024		0.0011 (J)
2/5/2025		0.00086 (J)

ND substitution: RL or RL/2 if <15% NDs.

Prediction Limit

Constituent: Vanadium (mg/L) Analysis Run 4/22/2025 10:36 AM View: Appendix I - Intrawell

Plant McIntosh Client: Southern Company Data: McIntosh LF 4

	GWC-12	GWC-12
8/25/2004	<0.002	
9/11/2004	<0.002	
9/26/2004	<0.002	
10/13/2004	<0.002	
7/11/2005	<0.002	
12/7/2005	<0.002	
6/24/2006	<0.002	
11/28/2006	<0.002	
6/20/2007	<0.002	
7/6/2007	<0.002	
12/13/2007	<0.002	
6/20/2008	<0.002	
12/7/2008	<0.002	
7/10/2009	<0.002	
12/28/2009	<0.002	
6/22/2010	<0.002	
1/4/2011	<0.002	
7/9/2011	<0.002	
1/20/2012	<0.002	
7/11/2012	<0.002	
1/19/2013	<0.002	
7/18/2013	<0.002	
1/15/2014	<0.002	
7/11/2014	<0.002	
1/15/2015	<0.002	
6/19/2015	<0.002	
1/16/2016	<0.002	
6/15/2016	0.0004 (J)	
1/12/2017	0.0075 (O)	
7/20/2017	0.0015 (J)	
1/11/2018	<0.002	
7/12/2018	<0.002	
1/30/2019	0.0016 (J)	
3/27/2019	0.0078 (O)	
9/11/2019	0.0011	
4/1/2020	<0.002	
9/16/2020	<0.002	
3/16/2021	<0.002	
8/18/2021	<0.002	
2/23/2022	<0.002	
8/3/2022	0.0016	
2/7/2023	<0.002	
8/2/2023	<0.002	
2/8/2024		<0.002
8/14/2024		<0.002
2/5/2025		<0.002

ND substitution: RL or RL/2 if <15% NDs.

Prediction Limit

Constituent: Vanadium (mg/L) Analysis Run 4/22/2025 10:36 AM View: Appendix I - Intrawell

Plant McIntosh Client: Southern Company Data: McIntosh LF 4

	GWC-19	GWC-19
12/8/2015	0.0023 (J)	
12/15/2015	0.0016 (J)	
12/28/2015	0.0013 (J)	
1/14/2016	0.0014 (J)	
1/26/2016	0.0013 (J)	
6/16/2016	0.00092 (J)	
1/16/2017	0.0067	
7/25/2017	0.0035	
1/12/2018	<0.002	
7/11/2018	<0.002	
1/29/2019	<0.002	
3/27/2019	<0.002	
9/11/2019	0.0023	
4/1/2020	<0.002	
9/16/2020	<0.002	
3/16/2021	<0.002	
8/19/2021	0.0015	
2/23/2022	0.00088 (J)	
8/3/2022	0.0022	
2/8/2023	0.00088 (J)	
8/2/2023	<0.002	
2/7/2024		0.0011 (J)
8/14/2024		<0.002
2/4/2025		0.002

ND substitution: RL or RL/2 if <15% NDs.

Prediction Limit

Constituent: Vanadium (mg/L) Analysis Run 4/22/2025 10:36 AM View: Appendix I - Intrawell

Plant McIntosh Client: Southern Company Data: McIntosh LF 4

	GWC-20	GWC-20
12/9/2015	<0.002	
12/14/2015	<0.002	
12/29/2015	<0.002	
1/14/2016	<0.002	
1/25/2016	<0.002	
6/16/2016	0.00054 (J)	
1/13/2017	0.0074	
7/25/2017	0.0034	
1/12/2018	<0.002	
7/11/2018	<0.002	
1/29/2019	<0.002	
3/27/2019	0.0031	
9/11/2019	0.0018	
4/1/2020	<0.002	
9/15/2020	<0.002	
3/16/2021	<0.002	
8/19/2021	<0.002	
2/22/2022	<0.002	
8/3/2022	0.0017	
2/8/2023	<0.002	
8/2/2023	<0.002	
2/7/2024		0.00081 (J)
8/14/2024		<0.002
2/5/2025		<0.002

ND substitution: RL or RL/2 if <15% NDs.

Prediction Limit

Constituent: Vanadium (mg/L) Analysis Run 4/22/2025 10:36 AM View: Appendix I - Intrawell

Plant McIntosh Client: Southern Company Data: McIntosh LF 4

	GWC-21	GWC-21
12/9/2015	<0.002	
12/14/2015	<0.002	
12/29/2015	<0.002	
1/14/2016	<0.002	
1/25/2016	<0.002	
6/16/2016	0.00048 (J)	
1/12/2017	0.0058	
7/25/2017	0.0029	
1/11/2018	<0.002	
7/11/2018	<0.002	
1/30/2019	0.0014 (J)	
3/27/2019	0.0049	
9/11/2019	0.0015	
4/1/2020	<0.002	
9/15/2020	<0.002	
3/17/2021	<0.002	
8/19/2021	0.001	
2/23/2022	<0.002	
8/4/2022	0.0019	
2/8/2023	<0.002	
8/3/2023	<0.002	
2/7/2024		<0.002
8/14/2024		<0.002
2/5/2025		0.0015 (J)

ND substitution: RL or RL/2 if <15% NDs.

Prediction Limit

Constituent: Vanadium (mg/L) Analysis Run 4/22/2025 10:36 AM View: Appendix I - Intrawell

Plant McIntosh Client: Southern Company Data: McIntosh LF 4

	GWC-23	GWC-23
6/16/2016	0.00063 (J)	
1/17/2017	0.0026	
7/25/2017	0.003	
1/12/2018	<0.002	
7/12/2018	<0.002	
1/30/2019	<0.002	
3/27/2019	0.0055	
9/11/2019	0.0015	
4/1/2020	<0.002	
9/15/2020	<0.002	
3/17/2021	<0.002	
8/19/2021	0.0011	
2/23/2022	<0.002	
8/4/2022	0.00095 (J)	
2/8/2023	<0.002	
8/3/2023	0.0007 (J)	
2/7/2024		0.00083 (J)
8/14/2024		<0.002
2/5/2025		<0.002

ND substitution: RL or RL/2 if <15% NDs.

Prediction Limit

Constituent: Vanadium (mg/L) Analysis Run 4/22/2025 10:36 AM View: Appendix I - Intrawell

Plant McIntosh Client: Southern Company Data: McIntosh LF 4

	GWC-9	GWC-9
8/25/2004	<0.002	
9/11/2004	<0.002	
9/26/2004	<0.002	
10/13/2004	<0.002	
7/12/2005	<0.002	
12/8/2005	<0.002	
6/25/2006	<0.002	
11/29/2006	<0.002	
6/20/2007	<0.002	
7/6/2007	<0.002	
12/13/2007	<0.002	
6/20/2008	0.0037	
12/7/2008	<0.002	
7/9/2009	<0.002	
12/29/2009	<0.002	
6/22/2010	<0.002	
1/5/2011	<0.002	
7/9/2011	<0.002	
1/21/2012	<0.002	
7/11/2012	<0.002	
1/19/2013	<0.002	
7/18/2013	<0.002	
1/15/2014	<0.002	
7/10/2014	<0.002	
1/16/2015	<0.002	
6/20/2015	<0.002	
1/14/2016	<0.002	
6/15/2016	0.00019 (J)	
1/13/2017	0.0091 (O)	
7/24/2017	0.0027	
1/12/2018	<0.002	
7/12/2018	<0.002	
1/30/2019	<0.002	
3/27/2019	0.006	
9/11/2019	0.0015	
4/1/2020	<0.002	
9/16/2020	<0.002	
3/17/2021	<0.002	
8/19/2021	<0.002	
2/23/2022	<0.002	
8/3/2022	0.0016	
2/8/2023	<0.002	
8/2/2023	<0.002	
2/7/2024		0.001 (J)
8/14/2024		<0.002
2/5/2025		<0.002

ND substitution: RL or RL/2 if <15% NDs.

Prediction Limit

Constituent: Zinc (mg/L) Analysis Run 4/22/2025 10:36 AM View: Appendix I - Intrawell

Plant McIntosh Client: Southern Company Data: McIntosh LF 4

	GWA-2	GWA-2
8/25/2004	0.014	
9/11/2004	<0.02	
9/26/2004	<0.02	
10/13/2004	<0.02	
7/11/2005	<0.02	
12/7/2005	<0.02	
6/23/2006	0.0041	
11/28/2006	0.0033	
6/19/2007	0.0036	
7/6/2007	0.0036	
12/13/2007	<0.02	
6/20/2008	0.0045	
12/7/2008	0.0031	
7/9/2009	0.004	
12/28/2009	0.0027	
6/22/2010	0.0028	
1/4/2011	0.0027	
7/9/2011	0.0051	
1/21/2012	0.004	
7/11/2012	0.0075	
1/20/2013	0.0034	
7/19/2013	<0.02	
1/15/2014	0.0049	
7/11/2014	0.0038	
1/16/2015	0.0032	
6/20/2015	0.0042	
1/16/2016	0.0042	
6/14/2016	0.0043 (J)	
1/10/2017	0.0084 (J)	
7/17/2017	<0.02	
1/10/2018	<0.02	
7/11/2018	<0.02	
1/29/2019	0.0064 (J)	
3/27/2019	<0.02	
9/11/2019	0.0089	
4/1/2020	0.0066	
9/15/2020	0.0049 (J)	
3/16/2021	0.0045 (J)	
8/17/2021	0.004 (J)	
2/22/2022	0.0055	
8/2/2022	0.0074	
2/7/2023	0.0051	
8/1/2023	0.0061	
2/6/2024		0.0041 (J)
8/15/2024		0.029
2/4/2025		0.0063

ND substitution: RL or RL/2 if <15% NDs.

Prediction Limit

Constituent: Zinc (mg/L) Analysis Run 4/22/2025 10:36 AM View: Appendix I - Intrawell

Plant McIntosh Client: Southern Company Data: McIntosh LF 4

	GWA-3	GWA-3
8/25/2004	<0.005	
9/11/2004	<0.005	
9/26/2004	<0.005	
10/13/2004	<0.005	
7/11/2005	<0.005	
12/7/2005	<0.005	
6/23/2006	0.0042	
11/28/2006	0.0048	
6/19/2007	0.045	
7/6/2007	0.045	
12/13/2007	0.005	
6/20/2008	0.012	
12/7/2008	0.042	
7/9/2009	0.0038	
12/28/2009	<0.005	
6/22/2010	<0.005	
1/5/2011	0.057 (O)	
7/9/2011	0.0085	
1/20/2012	0.0057	
7/11/2012	<0.005	
1/19/2013	<0.005	
7/18/2013	0.0028	
1/15/2014	0.0047	
7/11/2014	0.0025	
1/15/2015	0.002 (J)	
6/19/2015	0.0019 (J)	
1/16/2016	0.0033	
6/14/2016	0.0028 (J)	
1/10/2017	0.0079 (J)	
7/18/2017	<0.005	
1/10/2018	<0.005	
7/11/2018	<0.005	
1/29/2019	<0.005	
3/27/2019	<0.005	
9/11/2019	0.012	
4/1/2020	<0.005	
9/15/2020	<0.005	
3/16/2021	0.0035 (J)	
8/17/2021	<0.005	
2/22/2022	<0.005	
8/2/2022	0.033	
2/7/2023	0.0032 (J)	
8/2/2023	<0.005	
2/6/2024		<0.005
8/13/2024		0.0047 (J)
2/4/2025		0.0031 (J)

ND substitution: RL or RL/2 if <15% NDs.

Prediction Limit

Constituent: Zinc (mg/L) Analysis Run 4/22/2025 10:36 AM View: Appendix I - Intrawell

Plant McIntosh Client: Southern Company Data: McIntosh LF 4

	GWA-4A	GWA-4A
8/25/2004	<0.005	
9/11/2004	<0.005	
9/26/2004	<0.005	
10/13/2004	<0.005	
7/12/2005	<0.005	
12/8/2005	0.06 (O)	
6/24/2006	0.0061	
11/28/2006	0.0064	
6/19/2007	0.011	
12/13/2007	0.0061	
6/20/2008	0.009	
12/7/2008	0.0071	
7/9/2009	0.0059	
12/30/2009	0.0038	
6/22/2010	0.0044	
1/4/2011	0.0038	
7/10/2011	0.005	
1/21/2012	0.0074	
7/11/2012	0.0047	
1/20/2013	<0.005	
7/19/2013	0.0032	
1/16/2014	0.019	
7/10/2014	0.0038	
1/16/2015	0.0045	
6/20/2015	0.0023 (J)	
1/14/2016	0.0024 (J)	
6/14/2016	0.0053 (J)	
1/10/2017	<0.005	
7/18/2017	<0.005	
1/10/2018	<0.005	
7/11/2018	0.0098 (J)	
1/29/2019	0.0064 (J)	
3/26/2019	0.01 (J)	
9/10/2019	0.012	
3/31/2020	0.013	
9/16/2020	0.011	
3/17/2021	0.0039 (J)	
8/19/2021	0.004 (J)	
2/23/2022	<0.005	
8/3/2022	0.012	
2/7/2023	0.0031 (J)	
8/1/2023	0.0047 (J)	
2/6/2024		0.0029 (J)
8/13/2024		0.0031 (J)
2/3/2025		0.0039 (J)

ND substitution: RL or RL/2 if <15% NDs.

Prediction Limit

Constituent: Zinc (mg/L) Analysis Run 4/22/2025 10:36 AM View: Appendix I - Intrawell

Plant McIntosh Client: Southern Company Data: McIntosh LF 4

	GWA-5	GWA-5
8/25/2004	0.017	
9/11/2004	<0.005	
9/26/2004	<0.005	
10/13/2004	<0.005	
7/12/2005	<0.005	
12/8/2005	<0.005	
6/24/2006	0.0033	
11/28/2006	0.0034	
6/19/2007	0.0037	
7/6/2007	0.0037	
12/14/2007	<0.005	
6/20/2008	0.0042	
12/7/2008	0.0049	
7/9/2009	0.0032	
12/29/2009	0.0031	
6/22/2010	<0.005	
1/4/2011	0.0029	
7/9/2011	0.0038	
1/21/2012	0.0057	
7/11/2012	0.0032	
1/19/2013	0.0032	
7/18/2013	0.0027	
1/15/2014	0.0059	
7/10/2014	0.0064	
1/15/2015	0.0024 (J)	
6/19/2015	0.0057	
1/14/2016	0.0022 (J)	
6/14/2016	0.0028 (J)	
1/11/2017	0.013 (J)	
7/18/2017	<0.005	
1/10/2018	<0.005	
7/11/2018	<0.005	
1/29/2019	0.0027 (J)	
3/26/2019	<0.005	
9/10/2019	0.022	
12/18/2019	0.0051	
3/31/2020	<0.005	
9/15/2020	0.0049 (J)	
3/17/2021	0.0041 (J)	
8/19/2021	<0.005	
2/22/2022	<0.005	
8/2/2022	0.0051	
2/7/2023	0.0037 (J)	
8/1/2023	0.0028 (J)	
2/6/2024		<0.005
8/13/2024		0.0031 (J)
2/4/2025		0.0057

ND substitution: RL or RL/2 if <15% NDs.

Prediction Limit

Constituent: Zinc (mg/L) Analysis Run 4/22/2025 10:36 AM View: Appendix I - Intrawell

Plant McIntosh Client: Southern Company Data: McIntosh LF 4

	GWA-13	GWA-13
6/22/2010	<0.005	
1/20/2012	0.0059	
12/7/2015	0.0034	
12/15/2015	0.003	
12/29/2015	0.0028	
1/13/2016	0.0025	
1/25/2016	0.0022 (J)	
6/14/2016	0.0042 (J)	
1/12/2017	<0.005	
7/18/2017	<0.005	
1/10/2018	<0.005	
7/11/2018	<0.005	
1/29/2019	<0.005	
3/26/2019	<0.005	
9/10/2019	0.0061	
3/31/2020	<0.005	
9/15/2020	0.0037 (J)	
3/16/2021	<0.005	
8/18/2021	<0.005	
2/22/2022	<0.005	
8/2/2022	<0.005	
2/6/2023	<0.005	
8/1/2023	0.0032 (J)	
2/6/2024		0.0045 (J)
8/13/2024		<0.005
2/4/2025		0.0033 (J)

ND substitution: RL or RL/2 if <15% NDs.

Prediction Limit

Constituent: Zinc (mg/L) Analysis Run 4/22/2025 10:36 AM View: Appendix I - Intrawell

Plant McIntosh Client: Southern Company Data: McIntosh LF 4

	GWA-14	GWA-14
7/12/2012	0.0035	
12/7/2015	0.0044	
12/15/2015	0.0031	
12/29/2015	0.0028	
1/13/2016	0.0028	
1/25/2016	0.0034	
6/14/2016	0.0036 (J)	
1/11/2017	0.013 (J)	
7/19/2017	<0.005	
1/11/2018	<0.005	
7/11/2018	<0.005	
1/29/2019	0.0048 (J)	
3/26/2019	<0.005	
9/10/2019	0.0069	
4/1/2020	<0.005	
9/15/2020	0.024	
3/16/2021	0.007	
8/17/2021	<0.005	
2/22/2022	0.0054	
8/2/2022	0.0042 (J)	
2/7/2023	0.0031 (J)	
8/2/2023	0.003 (J)	
2/6/2024		0.0028 (J)
8/13/2024		<0.005
2/4/2025		0.0049 (J)

ND substitution: RL or RL/2 if <15% NDs.

Prediction Limit

Constituent: Zinc (mg/L) Analysis Run 4/22/2025 10:36 AM View: Appendix I - Intrawell

Plant McIntosh Client: Southern Company Data: McIntosh LF 4

	GWA-15	GWA-15
12/7/2015	0.0052	
12/15/2015	0.0046	
12/28/2015	0.0042	
1/13/2016	0.0038	
1/25/2016	0.0036	
6/15/2016	0.0028 (J)	
1/11/2017	0.014 (J)	
7/19/2017	<0.005	
1/11/2018	<0.005	
7/11/2018	<0.005	
1/29/2019	0.0059 (J)	
3/26/2019	<0.005	
9/11/2019	0.0062	
4/1/2020	<0.005	
9/15/2020	0.0033 (J)	
3/17/2021	0.0063	
8/19/2021	<0.005	
2/22/2022	0.0057	
8/2/2022	0.0039 (J)	
2/7/2023	<0.005	
8/1/2023	0.0029 (J)	
2/6/2024		0.0041 (J)
8/13/2024		0.0035 (J)
2/4/2025		0.0028 (J)

ND substitution: RL or RL/2 if <15% NDs.

Prediction Limit

Constituent: Zinc (mg/L) Analysis Run 4/22/2025 10:36 AM View: Appendix I - Intrawell

Plant McIntosh Client: Southern Company Data: McIntosh LF 4

	GWA-16	GWA-16
12/7/2015	0.0048	
12/14/2015	0.0038	
12/28/2015	0.0042	
1/13/2016	0.0036	
1/25/2016	0.0033	
6/15/2016	0.0032 (J)	
1/11/2017	<0.005	
7/19/2017	<0.005	
1/11/2018	<0.005	
7/11/2018	<0.005	
1/29/2019	0.0024 (J)	
3/26/2019	<0.005	
9/10/2019	0.006	
4/1/2020	<0.005	
9/15/2020	0.0033 (J)	
3/16/2021	0.005	
8/17/2021	<0.005	
2/22/2022	0.0076	
8/2/2022	0.0032 (J)	
2/7/2023	0.0063	
8/1/2023	0.0032 (J)	
2/6/2024		0.0029 (J)
8/13/2024		0.0077
2/4/2025		0.0034 (J)

ND substitution: RL or RL/2 if <15% NDs.

Prediction Limit

Constituent: Zinc (mg/L) Analysis Run 4/22/2025 10:36 AM View: Appendix I - Intrawell

Plant McIntosh Client: Southern Company Data: McIntosh LF 4

	GWC-17	GWC-17
1/20/2012	0.0032	
12/8/2015	0.0058	
12/14/2015	0.006	
12/28/2015	0.0058	
1/13/2016	0.0056	
1/26/2016	0.0046	
6/15/2016	0.0053 (J)	
1/11/2017	0.018 (J)	
7/19/2017	<0.02	
1/11/2018	<0.02	
7/11/2018	<0.02	
1/29/2019	0.0059 (J)	
3/27/2019	<0.02	
9/11/2019	0.013	
4/1/2020	0.005	
9/15/2020	0.0052	
3/16/2021	0.006	
8/19/2021	0.013	
2/22/2022	0.0046 (J)	
8/2/2022	0.0074	
2/8/2023	0.0061	
8/2/2023	0.012	
2/6/2024		0.005
8/13/2024		0.0056
2/4/2025		0.0067

ND substitution: RL or RL/2 if <15% NDs.

Prediction Limit

Constituent: Zinc (mg/L) Analysis Run 4/22/2025 10:36 AM View: Appendix I - Intrawell

Plant McIntosh Client: Southern Company Data: McIntosh LF 4

	GWC-18	GWC-18
1/21/2012	0.0042	
12/8/2015	0.0017 (J)	
12/14/2015	0.0028	
12/28/2015	0.0024 (J)	
1/14/2016	0.0036	
1/26/2016	0.0036	
6/16/2016	0.0052 (J)	
1/11/2017	0.025	
7/25/2017	<0.005	
1/12/2018	<0.005	
7/11/2018	<0.005	
1/30/2019	0.5 (O)	
3/27/2019	<0.005	
9/11/2019	0.0058	
4/1/2020	<0.005	
9/15/2020	0.0032 (J)	
3/17/2021	0.0032 (J)	
8/19/2021	0.015	
2/23/2022	<0.005	
8/2/2022	0.0058	
2/7/2023	0.0032 (J)	
8/2/2023	0.0044 (J)	
2/7/2024		<0.005
8/14/2024		<0.005
2/5/2025		0.0028 (J)

ND substitution: RL or RL/2 if <15% NDs.

Prediction Limit

Constituent: Zinc (mg/L) Analysis Run 4/22/2025 10:36 AM View: Appendix I - Intrawell

Plant McIntosh Client: Southern Company Data: McIntosh LF 4

	GWC-1	GWC-1
8/25/2004	0.012	
9/11/2004	<0.005	
9/26/2004	<0.005	
7/11/2005	<0.005	
12/7/2005	0.015	
6/24/2006	0.0044	
11/29/2006	0.0034	
6/20/2007	0.0029	
7/6/2007	0.0029	
12/13/2007	<0.005	
6/20/2008	0.0035	
12/7/2008	0.0036	
7/9/2009	0.0032	
12/28/2009	0.0032	
6/22/2010	0.0032	
1/4/2011	<0.005	
7/9/2011	0.0076	
1/21/2012	0.0034	
7/11/2012	0.0028	
1/20/2013	0.0032	
7/19/2013	0.0028	
1/15/2014	0.0047	
7/11/2014	0.0041	
1/16/2015	0.0035	
6/20/2015	0.0043	
1/16/2016	0.002 (J)	
6/15/2016	0.0027 (J)	
1/12/2017	<0.005	
7/19/2017	<0.005	
1/11/2018	<0.005	
7/12/2018	<0.005	
1/30/2019	0.0031 (J)	
3/27/2019	<0.005	
9/11/2019	0.0088	
4/1/2020	0.0046 (J)	
9/15/2020	0.0049 (J)	
3/16/2021	0.0047 (J)	
8/18/2021	0.0035 (J)	
2/23/2022	<0.005	
8/3/2022	0.0073	
2/7/2023	0.0055	
8/2/2023	0.0062	
2/7/2024		0.0033 (J)
8/14/2024		0.0029 (J)
2/5/2025		0.003 (J)

ND substitution: RL or RL/2 if <15% NDs.

Prediction Limit

Constituent: Zinc (mg/L) Analysis Run 4/22/2025 10:36 AM View: Appendix I - Intrawell

Plant McIntosh Client: Southern Company Data: McIntosh LF 4

	GWC-10	GWC-10
8/25/2004	<0.005	
9/11/2004	0.01	
9/26/2004	<0.005	
10/13/2004	<0.005	
7/12/2005	<0.005	
12/7/2005	<0.005	
6/24/2006	0.0034	
11/29/2006	0.019	
6/20/2007	<0.005	
7/6/2007	<0.005	
12/13/2007	<0.005	
6/20/2008	0.0039	
12/7/2008	<0.005	
7/10/2009	<0.005	
12/29/2009	<0.005	
6/22/2010	<0.005	
1/4/2011	<0.005	
7/10/2011	0.0026	
1/19/2012	0.0039	
1/21/2012	<0.005	
7/11/2012	<0.005	
1/20/2013	<0.005	
7/19/2013	<0.005	
7/20/2013	<0.005	
1/16/2014	0.0031	
7/10/2014	0.0012 (J)	
1/16/2015	0.0017 (J)	
6/20/2015	0.0036	
1/16/2016	<0.005	
6/16/2016	<0.005	
1/12/2017	<0.005	
7/24/2017	<0.005	
1/11/2018	<0.005	
7/12/2018	<0.005	
1/30/2019	<0.005	
3/27/2019	<0.005	
9/11/2019	0.0058	
4/1/2020	<0.005	
9/15/2020	0.0043 (J)	
3/16/2021	<0.005	
8/18/2021	<0.005	
2/23/2022	<0.005	
8/3/2022	0.0046 (J)	
2/8/2023	<0.005	
8/2/2023	0.0046 (J)	
2/7/2024		<0.005
8/14/2024		<0.005
2/4/2025		<0.005

ND substitution: RL or RL/2 if <15% NDs.

Prediction Limit

Constituent: Zinc (mg/L) Analysis Run 4/22/2025 10:36 AM View: Appendix I - Intrawell

Plant McIntosh Client: Southern Company Data: McIntosh LF 4

	GWC-11	GWC-11
8/25/2004	<0.005	
9/11/2004	<0.005	
9/26/2004	<0.005	
10/13/2004	<0.005	
7/12/2005	<0.005	
12/7/2005	<0.005	
6/25/2006	0.0025	
11/28/2006	0.0026	
6/21/2007	0.0025	
7/6/2007	0.0025	
12/14/2007	<0.005	
6/20/2008	0.0089	
12/7/2008	0.041 (O)	
7/10/2009	<0.005	
12/29/2009	<0.005	
6/22/2010	<0.005	
1/5/2011	<0.005	
7/9/2011	<0.005	
1/21/2012	0.005	
7/11/2012	0.0025	
1/19/2013	<0.005	
7/19/2013	<0.005	
1/15/2014	0.0034	
7/11/2014	0.0019 (J)	
1/16/2015	<0.005	
6/20/2015	<0.005	
1/14/2016	0.0022 (J)	
6/15/2016	0.0028 (J)	
1/12/2017	<0.005	
7/24/2017	<0.005	
1/11/2018	<0.005	
7/12/2018	<0.005	
1/30/2019	<0.005	
3/27/2019	<0.005	
9/11/2019	0.005	
4/2/2020	0.0049 (J)	
9/15/2020	<0.005	
3/17/2021	0.0032 (J)	
8/18/2021	<0.005	
2/23/2022	<0.005	
8/2/2022	0.0052	
2/8/2023	<0.005	
8/2/2023	0.0061	
2/7/2024		<0.005
8/14/2024		<0.005
2/5/2025		<0.005

ND substitution: RL or RL/2 if <15% NDs.

Prediction Limit

Constituent: Zinc (mg/L) Analysis Run 4/22/2025 10:36 AM View: Appendix I - Intrawell

Plant McIntosh Client: Southern Company Data: McIntosh LF 4

	GWC-12	GWC-12
8/25/2004	<0.005	
9/11/2004	0.01	
9/26/2004	<0.005	
10/13/2004	<0.005	
7/11/2005	<0.005	
12/7/2005	<0.005	
6/24/2006	0.0038	
11/28/2006	0.007	
6/20/2007	0.0067	
7/6/2007	0.0025	
12/13/2007	0.0032	
6/20/2008	0.0044	
12/7/2008	0.0042	
7/10/2009	0.0025	
12/28/2009	0.0027	
6/22/2010	<0.005	
1/4/2011	0.0033	
7/9/2011	0.0043	
1/20/2012	0.0038	
7/11/2012	0.0035	
1/19/2013	0.0028	
7/18/2013	0.0028	
1/15/2014	0.0053	
7/11/2014	0.0034	
1/15/2015	0.003	
6/19/2015	0.0035	
1/16/2016	0.0023 (J)	
6/15/2016	0.0031 (J)	
1/12/2017	<0.005	
7/20/2017	<0.005	
1/11/2018	<0.005	
7/12/2018	<0.005	
1/30/2019	<0.005	
3/27/2019	<0.005	
9/11/2019	0.0066	
4/1/2020	<0.005	
9/16/2020	0.0033 (J)	
3/16/2021	<0.005	
8/18/2021	0.0081	
2/23/2022	<0.005	
8/3/2022	0.0071	
2/7/2023	<0.005	
8/2/2023	0.0036 (J)	
2/8/2024		0.004 (J)
8/14/2024		0.017
2/5/2025		<0.005

ND substitution: RL or RL/2 if <15% NDs.

Prediction Limit

Constituent: Zinc (mg/L) Analysis Run 4/22/2025 10:36 AM View: Appendix I - Intrawell

Plant McIntosh Client: Southern Company Data: McIntosh LF 4

	GWC-19	GWC-19
12/8/2015	0.0035	
12/15/2015	0.0028	
12/28/2015	0.0023 (J)	
1/14/2016	0.012	
1/26/2016	0.0034	
6/16/2016	0.0026 (J)	
1/16/2017	<0.005	
7/25/2017	<0.005	
1/12/2018	<0.005	
7/11/2018	<0.005	
1/29/2019	0.0051 (J)	
3/27/2019	<0.005	
9/11/2019	0.0046 (J)	
4/1/2020	<0.005	
9/16/2020	0.004 (J)	
3/16/2021	<0.005	
8/19/2021	0.017	
2/23/2022	<0.005	
8/3/2022	0.0057	
2/8/2023	<0.005	
8/2/2023	0.0051	
2/7/2024		<0.005
8/14/2024		<0.005
2/4/2025		<0.005

ND substitution: RL or RL/2 if <15% NDs.

Prediction Limit

Constituent: Zinc (mg/L) Analysis Run 4/22/2025 10:36 AM View: Appendix I - Intrawell

Plant McIntosh Client: Southern Company Data: McIntosh LF 4

	GWC-20	GWC-20
12/9/2015	0.0035	
12/14/2015	0.0056	
12/29/2015	0.0084	
1/14/2016	0.0048	
1/25/2016	0.0069	
6/16/2016	0.0048 (J)	
1/13/2017	<0.005	
7/25/2017	<0.005	
1/12/2018	<0.005	
7/11/2018	<0.005	
1/29/2019	<0.005	
3/27/2019	<0.005	
9/11/2019	0.0073	
4/1/2020	<0.005	
9/15/2020	0.0044 (J)	
3/16/2021	<0.005	
8/19/2021	<0.005	
2/22/2022	0.0034 (J)	
8/3/2022	0.0042 (J)	
2/8/2023	<0.005	
8/2/2023	0.004 (J)	
2/7/2024		<0.005
8/14/2024		<0.005
2/5/2025		<0.005

ND substitution: RL or RL/2 if <15% NDs.

Prediction Limit

Constituent: Zinc (mg/L) Analysis Run 4/22/2025 10:36 AM View: Appendix I - Intrawell

Plant McIntosh Client: Southern Company Data: McIntosh LF 4

	GWC-21	GWC-21
12/9/2015	0.0016 (J)	
12/14/2015	0.0015 (J)	
12/29/2015	<0.005	
1/14/2016	0.0052	
1/25/2016	0.0017 (J)	
6/16/2016	0.0097 (J)	
1/12/2017	<0.005	
7/25/2017	<0.005	
1/11/2018	<0.005	
7/11/2018	<0.005	
1/30/2019	0.0025 (J)	
3/27/2019	<0.005	
9/11/2019	0.0063	
4/1/2020	0.0032 (J)	
9/15/2020	<0.005	
3/17/2021	<0.005	
8/19/2021	<0.005	
2/23/2022	0.004 (J)	
8/4/2022	0.016	
2/8/2023	<0.005	
8/3/2023	0.0047 (J)	
2/7/2024		<0.005
8/14/2024		<0.005
2/5/2025		0.0034 (J)

ND substitution: RL or RL/2 if <15% NDs.

Prediction Limit

Constituent: Zinc (mg/L) Analysis Run 4/22/2025 10:36 AM View: Appendix I - Intrawell

Plant McIntosh Client: Southern Company Data: McIntosh LF 4

	GWC-23	GWC-23
6/16/2016	0.0098 (J)	
1/17/2017	<0.005	
7/25/2017	0.0069 (J)	
1/12/2018	<0.005	
7/12/2018	<0.005	
1/30/2019	0.0049 (J)	
3/27/2019	<0.005	
9/11/2019	0.0086	
4/1/2020	0.0033 (J)	
9/15/2020	0.004 (J)	
3/17/2021	0.0033 (J)	
8/19/2021	0.0081	
2/23/2022	0.017	
8/4/2022	0.016	
2/8/2023	0.0046 (J)	
8/3/2023	0.0049 (J)	
2/7/2024		0.0035 (J)
8/14/2024		<0.005
2/5/2025		<0.005

ND substitution: RL or RL/2 if <15% NDs.

Prediction Limit

Constituent: Zinc (mg/L) Analysis Run 4/22/2025 10:36 AM View: Appendix I - Intrawell

Plant McIntosh Client: Southern Company Data: McIntosh LF 4

	GWC-9	GWC-9
8/25/2004	<0.005	
9/11/2004	<0.005	
9/26/2004	<0.005	
10/13/2004	<0.005	
7/12/2005	<0.005	
12/8/2005	<0.005	
6/25/2006	<0.005	
11/29/2006	0.0034	
6/20/2007	0.0049	
7/6/2007	0.0049	
12/13/2007	<0.005	
6/20/2008	0.006	
12/7/2008	0.0043	
7/9/2009	<0.005	
12/29/2009	0.0061	
6/22/2010	<0.005	
1/5/2011	<0.005	
7/9/2011	0.0077	
1/21/2012	0.0032	
7/11/2012	<0.005	
1/19/2013	<0.005	
7/18/2013	<0.005	
1/15/2014	0.0036	
7/10/2014	0.0024 (J)	
1/16/2015	0.0055	
6/20/2015	<0.005	
1/14/2016	<0.005	
6/15/2016	0.0037 (J)	
1/13/2017	<0.005	
7/24/2017	<0.005	
1/12/2018	<0.005	
7/12/2018	<0.005	
1/30/2019	0.051	
3/27/2019	<0.005	
9/11/2019	0.0058	
4/1/2020	<0.005	
9/16/2020	0.0035 (J)	
3/17/2021	<0.005	
8/19/2021	<0.005	
2/23/2022	<0.005	
8/3/2022	0.005	
2/8/2023	<0.005	
8/2/2023	0.0032 (J)	
2/7/2024		<0.005
8/14/2024		<0.005
2/5/2025		<0.005

ND substitution: RL or RL/2 if <15% NDs.

FIGURE E.

Appendix III - Intrawell Prediction Limits - All Results (No Significant)

Plant McIntosh Client: Southern Company Data: McIntosh LF 4 Printed 4/21/2025, 12:59 PM

Constituent	Well	Upper Lim.	Lower Lim.	Date	Observ.	Sig.	Bg N	Bg Mean	Std. Dev.	%NDs	ND Adj.	Transform	Alpha	Method
Sulfate (mg/L)	GWA-2	1.7	n/a	2/4/2025	0.69J	No	22	n/a	n/a	63.64	n/a	n/a	0.003707	NP Intra (NDs) 1 of 2
Sulfate (mg/L)	GWA-3	1.125	n/a	2/4/2025	0.97J	No	22	0.4635	0.5166	45.45	Kaplan-Meier	x^4	0.0008358	Param Intra 1 of 2
Sulfate (mg/L)	GWA-4A	12.87	n/a	2/3/2025	2	No	22	6.173	3.033	0	None	No	0.0008358	Param Intra 1 of 2
Sulfate (mg/L)	GWA-5	1	n/a	2/4/2025	0.49J	No	22	n/a	n/a	77.27	n/a	n/a	0.003707	NP Intra (NDs) 1 of 2
Sulfate (mg/L)	GWA-13	1.4	n/a	2/4/2025	0.62J	No	22	n/a	n/a	63.64	n/a	n/a	0.003707	NP Intra (NDs) 1 of 2
Sulfate (mg/L)	GWA-14	2.313	n/a	2/4/2025	1	No	20	-0.1239	0.4296	40	Kaplan-Meier	ln(x)	0.0008358	Param Intra 1 of 2
Sulfate (mg/L)	GWA-15	1.2	n/a	2/4/2025	0.58J	No	22	n/a	n/a	59.09	n/a	n/a	0.003707	NP Intra (NDs) 1 of 2
Sulfate (mg/L)	GWA-16	1	n/a	2/4/2025	0.76J	No	22	n/a	n/a	68.18	n/a	n/a	0.003707	NP Intra (NDs) 1 of 2
Sulfate (mg/L)	GWC-17	1.8	n/a	2/4/2025	1ND	No	21	n/a	n/a	61.9	n/a	n/a	0.003999	NP Intra (NDs) 1 of 2
Sulfate (mg/L)	GWC-18	6.542	n/a	2/5/2025	2.2	No	22	4.152	1.083	0	None	No	0.0008358	Param Intra 1 of 2
Sulfate (mg/L)	GWC-1	2.465	n/a	2/5/2025	1.8	No	22	1.368	0.497	0	None	No	0.0008358	Param Intra 1 of 2
Sulfate (mg/L)	GWC-10	5.509	n/a	2/4/2025	2.9	No	22	3.192	1.049	0	None	No	0.0008358	Param Intra 1 of 2
Sulfate (mg/L)	GWC-11	6.527	n/a	2/5/2025	1.9	No	22	4.171	1.067	0	None	No	0.0008358	Param Intra 1 of 2
Sulfate (mg/L)	GWC-12	1.1	n/a	2/5/2025	0.56J	No	22	n/a	n/a	59.09	n/a	n/a	0.003707	NP Intra (NDs) 1 of 2
Sulfate (mg/L)	GWC-19	3.007	n/a	2/4/2025	0.5ND	No	22	2.01	0.4516	0	None	No	0.0008358	Param Intra 1 of 2
Sulfate (mg/L)	GWC-20	2.739	n/a	2/5/2025	0.98J	No	20	1.335	0.6265	10	None	No	0.0008358	Param Intra 1 of 2
Sulfate (mg/L)	GWC-21	1.684	n/a	2/5/2025	0.64J	No	22	0.9255	0.1685	22.73	Kaplan-Meier	sqrt(x)	0.0008358	Param Intra 1 of 2
Sulfate (mg/L)	GWC-23	3.525	n/a	2/5/2025	2.5	No	21	2.376	0.5166	0	None	No	0.0008358	Param Intra 1 of 2
Sulfate (mg/L)	GWC-9	4.1	n/a	2/5/2025	0.61J	No	22	n/a	n/a	45.45	n/a	n/a	0.003707	NP Intra (normality) 1 of 2

Sanitas™ v.10.0.24 Software licensed to Groundwater Stats Consulting. UG
Hollow symbols indicate censored values.

Within Limit

Prediction Limit

Intrawell Non-parametric

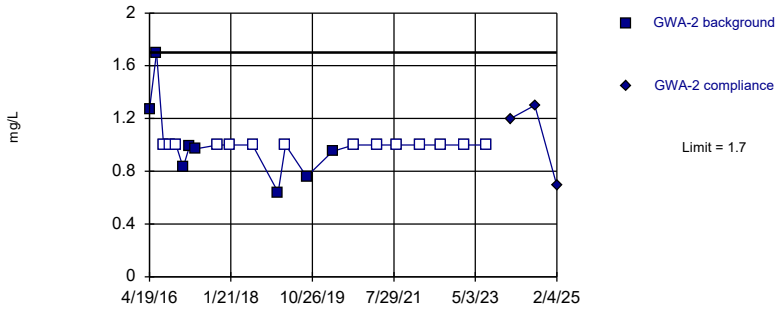

Non-parametric test used in lieu of parametric prediction limit because censored data exceeded 50%. Limit is highest of 22 background values. 63.64% NDs. Well-constituent pair annual alpha = 0.007401. Individual comparison alpha = 0.003707 (1 of 2).

Constituent: Sulfate Analysis Run 4/21/2025 12:58 PM View: Appendix III - Intrawell
Plant McIntosh Client: Southern Company Data: McIntosh LF 4

Sanitas™ v.10.0.24 Software licensed to Groundwater Stats Consulting. UG
Hollow symbols indicate censored values.

Within Limit

Prediction Limit

Intrawell Parametric

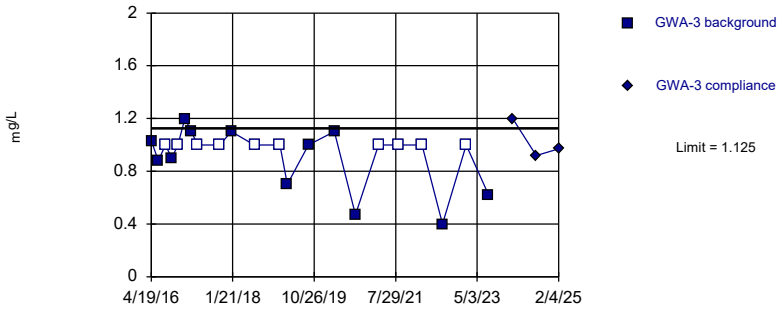

Background Data Summary (based on x^4 transformation) (after Kaplan-Meier Adjustment): Mean=0.4635, Std. Dev.=0.5166, n=22, 45.45% NDs. Normality test: Shapiro Wilk @alpha = 0.01, calculated = 0.8845, critical = 0.878. Kappa = 2.208 (c=7, w=9, 1 of 2, event alpha = 0.05132). Report alpha = 0.0008358.

Constituent: Sulfate Analysis Run 4/21/2025 12:58 PM View: Appendix III - Intrawell
Plant McIntosh Client: Southern Company Data: McIntosh LF 4

Sanitas™ v.10.0.24 Software licensed to Groundwater Stats Consulting. UG

Within Limit

Prediction Limit

Intrawell Parametric

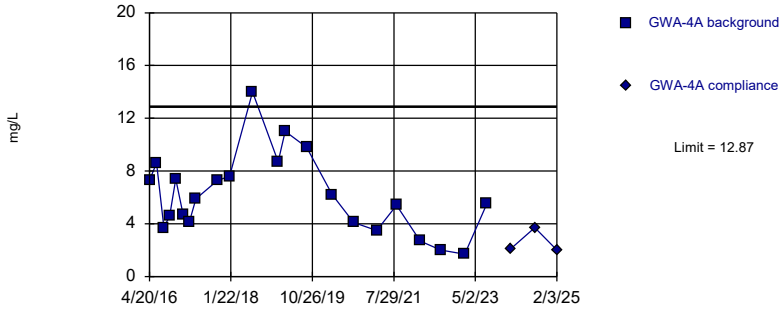

Background Data Summary: Mean=6.173, Std. Dev.=3.033, n=22. Normality test: Shapiro Wilk @alpha = 0.01, calculated = 0.9575, critical = 0.878. Kappa = 2.208 (c=7, w=9, 1 of 2, event alpha = 0.05132). Report alpha = 0.0008358.

Constituent: Sulfate Analysis Run 4/21/2025 12:58 PM View: Appendix III - Intrawell
Plant McIntosh Client: Southern Company Data: McIntosh LF 4

Sanitas™ v.10.0.24 Software licensed to Groundwater Stats Consulting. UG
Hollow symbols indicate censored values.

Within Limit

Prediction Limit

Intrawell Non-parametric

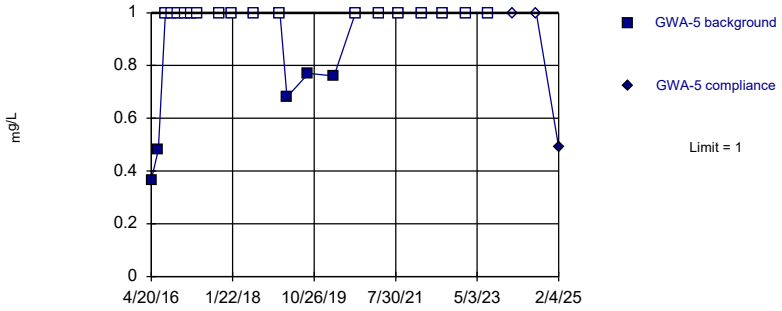

Non-parametric test used in lieu of parametric prediction limit because censored data exceeded 50%. Limit is highest of 22 background values. 77.27% NDs. Well-constituent pair annual alpha = 0.007401. Individual comparison alpha = 0.003707 (1 of 2).

Constituent: Sulfate Analysis Run 4/21/2025 12:58 PM View: Appendix III - Intrawell
Plant McIntosh Client: Southern Company Data: McIntosh LF 4

Sanitas™ v.10.0.24 Software licensed to Groundwater Stats Consulting. UG
Hollow symbols indicate censored values.

Within Limit

Prediction Limit

Intrawell Non-parametric

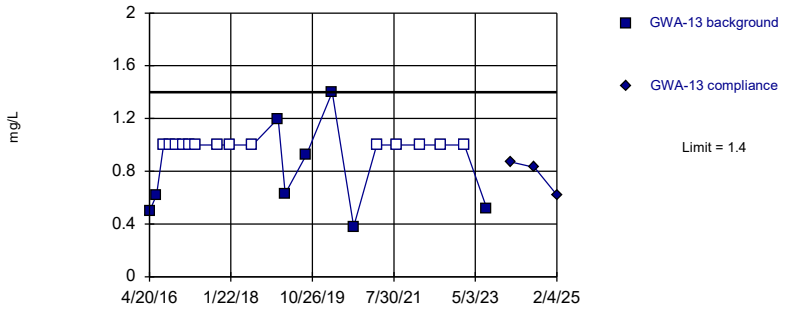

Non-parametric test used in lieu of parametric prediction limit because censored data exceeded 50%. Limit is highest of 22 background values. 63.64% NDs. Well-constituent pair annual alpha = 0.007401. Individual comparison alpha = 0.003707 (1 of 2).

Constituent: Sulfate Analysis Run 4/21/2025 12:58 PM View: Appendix III - Intrawell
Plant McIntosh Client: Southern Company Data: McIntosh LF 4

Sanitas™ v.10.0.24 Software licensed to Groundwater Stats Consulting. UG
Hollow symbols indicate censored values.

Within Limit

Prediction Limit

Intrawell Parametric

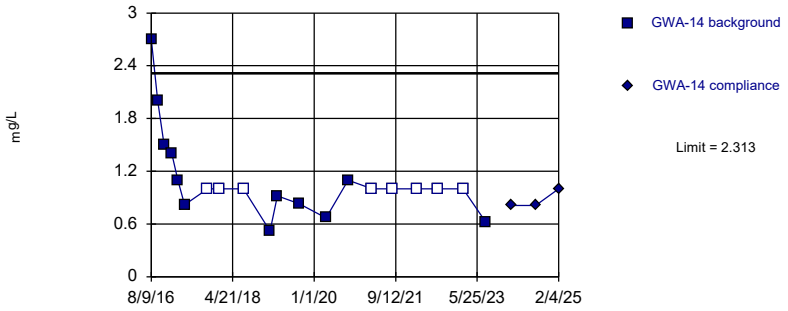

Background Data Summary (based on natural log transformation) (after Kaplan-Meier Adjustment): Mean=-0.1239, Std. Dev.=0.4296, n=20, 40% NDs. Normality test: Shapiro Wilk @alpha = 0.01, calculated = 0.9042, critical = 0.868. Kappa = 2.241 (c=7, w=9, 1 of 2, event alpha = 0.05132). Report alpha = 0.0008358.

Constituent: Sulfate Analysis Run 4/21/2025 12:58 PM View: Appendix III - Intrawell
Plant McIntosh Client: Southern Company Data: McIntosh LF 4

Sanitas™ v.10.0.24 Software licensed to Groundwater Stats Consulting. UG
Hollow symbols indicate censored values.

Within Limit

Prediction Limit

Intrawell Non-parametric

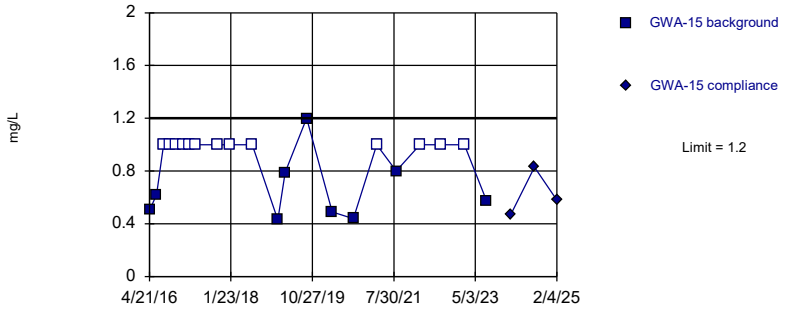

Non-parametric test used in lieu of parametric prediction limit because censored data exceeded 50%. Limit is highest of 22 background values. 59.09% NDs. Well-constituent pair annual alpha = 0.007401. Individual comparison alpha = 0.003707 (1 of 2).

Constituent: Sulfate Analysis Run 4/21/2025 12:58 PM View: Appendix III - Intrawell
Plant McIntosh Client: Southern Company Data: McIntosh LF 4

Sanitas™ v.10.0.24 Software licensed to Groundwater Stats Consulting. UG
Hollow symbols indicate censored values.

Within Limit

Prediction Limit

Intrawell Non-parametric

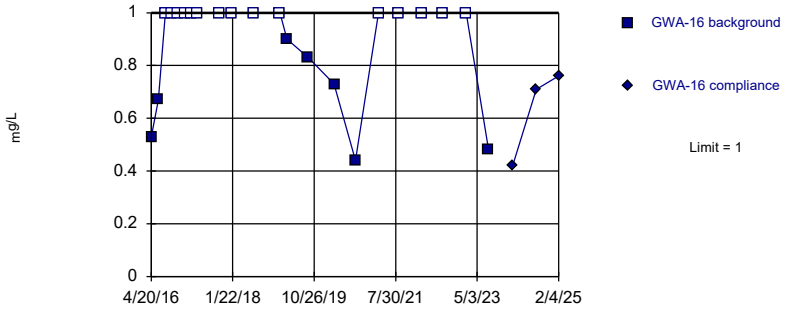

Non-parametric test used in lieu of parametric prediction limit because censored data exceeded 50%. Limit is highest of 22 background values. 68.18% NDs. Well-constituent pair annual alpha = 0.007401. Individual comparison alpha = 0.003707 (1 of 2).

Constituent: Sulfate Analysis Run 4/21/2025 12:58 PM View: Appendix III - Intrawell
Plant McIntosh Client: Southern Company Data: McIntosh LF 4

Sanitas™ v.10.0.24 Software licensed to Groundwater Stats Consulting. UG
Hollow symbols indicate censored values.

Within Limit

Prediction Limit

Intrawell Non-parametric

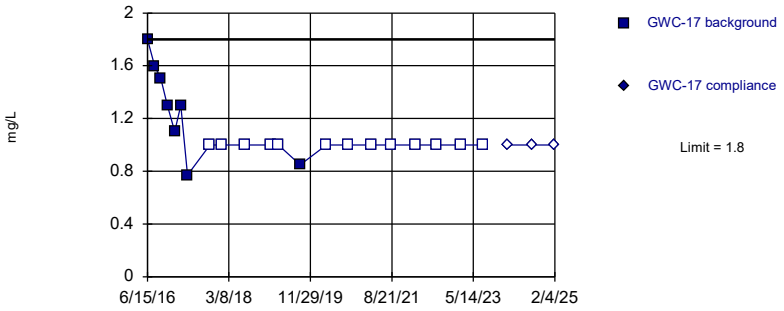

Non-parametric test used in lieu of parametric prediction limit because censored data exceeded 50%. Limit is highest of 21 background values. 61.9% NDs. Well-constituent pair annual alpha = 0.007982. Individual comparison alpha = 0.003999 (1 of 2).

Constituent: Sulfate Analysis Run 4/21/2025 12:58 PM View: Appendix III - Intrawell
Plant McIntosh Client: Southern Company Data: McIntosh LF 4

Sanitas™ v.10.0.24 Software licensed to Groundwater Stats Consulting. UG

Within Limit

Prediction Limit

Intrawell Parametric

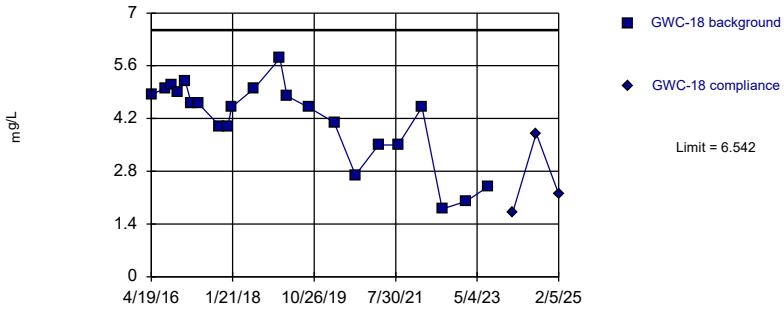

Background Data Summary: Mean=4.152, Std. Dev.=1.083, n=22. Normality test: Shapiro Wilk @alpha = 0.01, calculated = 0.897, critical = 0.878. Kappa = 2.208 (c=7, w=9, 1 of 2, event alpha = 0.05132). Report alpha = 0.0008358.

Constituent: Sulfate Analysis Run 4/21/2025 12:58 PM View: Appendix III - Intrawell
Plant McIntosh Client: Southern Company Data: McIntosh LF 4

Sanitas™ v.10.0.24 Software licensed to Groundwater Stats Consulting. UG

Within Limit

Prediction Limit

Intrawell Parametric

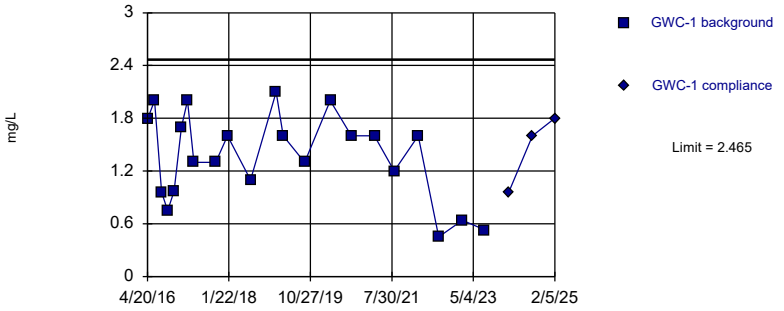

Background Data Summary: Mean=1.368, Std. Dev.=0.497, n=22. Normality test: Shapiro Wilk @alpha = 0.01, calculated = 0.9458, critical = 0.878. Kappa = 2.208 (c=7, w=9, 1 of 2, event alpha = 0.05132). Report alpha = 0.0008358.

Constituent: Sulfate Analysis Run 4/21/2025 12:58 PM View: Appendix III - Intrawell
Plant McIntosh Client: Southern Company Data: McIntosh LF 4

Sanitas™ v.10.0.24 Software licensed to Groundwater Stats Consulting. UG

Within Limit

Prediction Limit

Intrawell Parametric

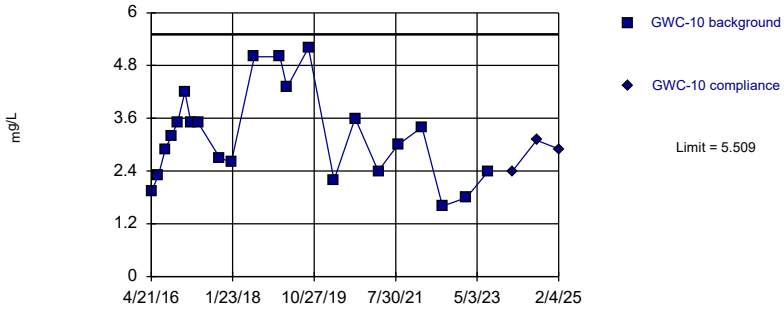

Background Data Summary: Mean=3.192, Std. Dev.=1.049, n=22. Normality test: Shapiro Wilk @alpha = 0.01, calculated = 0.9486, critical = 0.878. Kappa = 2.208 (c=7, w=9, 1 of 2, event alpha = 0.05132). Report alpha = 0.0008358.

Constituent: Sulfate Analysis Run 4/21/2025 12:58 PM View: Appendix III - Intrawell
Plant McIntosh Client: Southern Company Data: McIntosh LF 4

Sanitas™ v.10.0.24 Software licensed to Groundwater Stats Consulting. UG

Within Limit

Prediction Limit

Intrawell Parametric

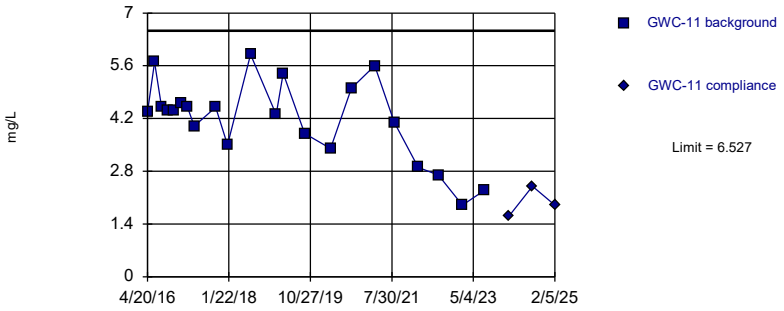

Background Data Summary: Mean=4.171, Std. Dev.=1.067, n=22. Normality test: Shapiro Wilk @alpha = 0.01, calculated = 0.957, critical = 0.878. Kappa = 2.208 (c=7, w=9, 1 of 2, event alpha = 0.05132). Report alpha = 0.0008358.

Constituent: Sulfate Analysis Run 4/21/2025 12:58 PM View: Appendix III - Intrawell
Plant McIntosh Client: Southern Company Data: McIntosh LF 4

Sanitas™ v.10.0.24 Software licensed to Groundwater Stats Consulting. UG
Hollow symbols indicate censored values.

Within Limit

Prediction Limit

Intrawell Non-parametric

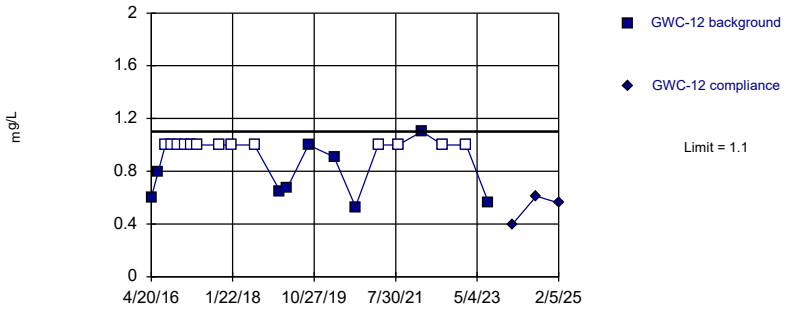

Non-parametric test used in lieu of parametric prediction limit because censored data exceeded 50%. Limit is highest of 22 background values. 59.09% NDs. Well-constituent pair annual alpha = 0.007401. Individual comparison alpha = 0.003707 (1 of 2).

Constituent: Sulfate Analysis Run 4/21/2025 12:59 PM View: Appendix III - Intrawell
Plant McIntosh Client: Southern Company Data: McIntosh LF 4

Sanitas™ v.10.0.24 Software licensed to Groundwater Stats Consulting. UG
Hollow symbols indicate censored values.

Within Limit

Prediction Limit

Intrawell Parametric

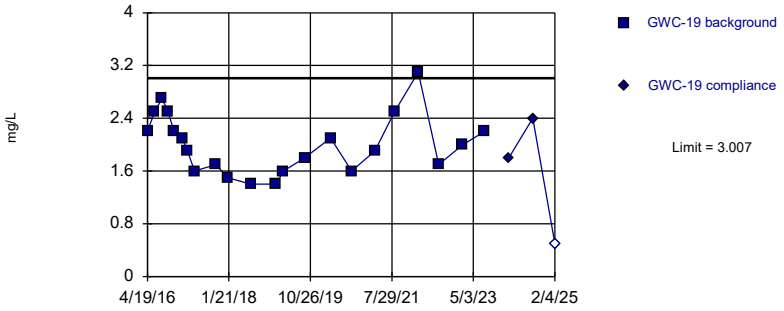

Background Data Summary: Mean=2.01, Std. Dev.=0.4516, n=22. Normality test: Shapiro Wilk @alpha = 0.01, calculated = 0.948, critical = 0.878. Kappa = 2.208 (c=7, w=9, 1 of 2, event alpha = 0.05132). Report alpha = 0.0008358.

Constituent: Sulfate Analysis Run 4/21/2025 12:59 PM View: Appendix III - Intrawell
Plant McIntosh Client: Southern Company Data: McIntosh LF 4

Sanitas™ v.10.0.24 Software licensed to Groundwater Stats Consulting. UG
Hollow symbols indicate censored values.

Within Limit

Prediction Limit

Intrawell Parametric

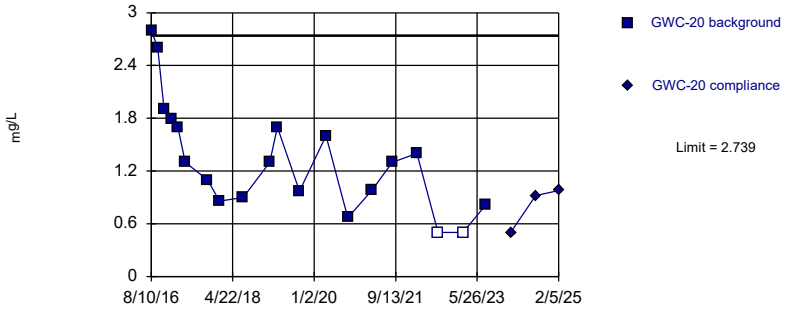

Background Data Summary: Mean=1.335, Std. Dev.=0.6265, n=20, 10% NDs. Normality test: Shapiro Wilk @alpha = 0.01, calculated = 0.9299, critical = 0.868. Kappa = 2.241 (c=7, w=9, 1 of 2, event alpha = 0.05132). Report alpha = 0.0008358.

Constituent: Sulfate Analysis Run 4/21/2025 12:59 PM View: Appendix III - Intrawell
Plant McIntosh Client: Southern Company Data: McIntosh LF 4

Sanitas™ v.10.0.24 Software licensed to Groundwater Stats Consulting. UG
Hollow symbols indicate censored values.

Within Limit

Prediction Limit

Intrawell Parametric

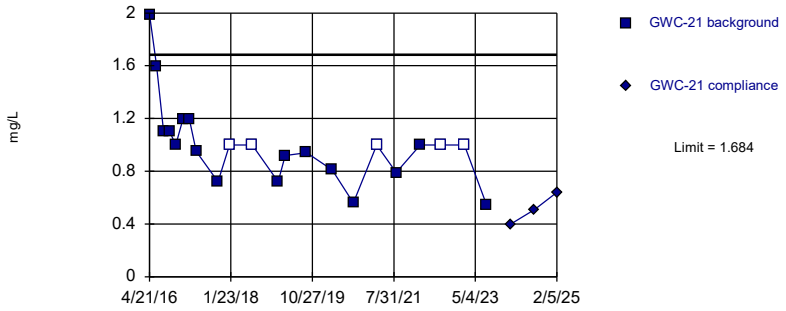

Background Data Summary (based on square root transformation) (after Kaplan-Meier Adjustment): Mean=0.9255, Std. Dev.=0.1685, n=22, 22.73% NDs. Normality test: Shapiro Wilk @alpha = 0.01, calculated = 0.9015, critical = 0.878. Kappa = 2.208 (c=7, w=9, 1 of 2, event alpha = 0.05132). Report alpha = 0.0008358.

Constituent: Sulfate Analysis Run 4/21/2025 12:59 PM View: Appendix III - Intrawell

Plant McIntosh Client: Southern Company Data: McIntosh LF 4

Sanitas™ v.10.0.24 Software licensed to Groundwater Stats Consulting. UG

Within Limit

Prediction Limit

Intrawell Parametric

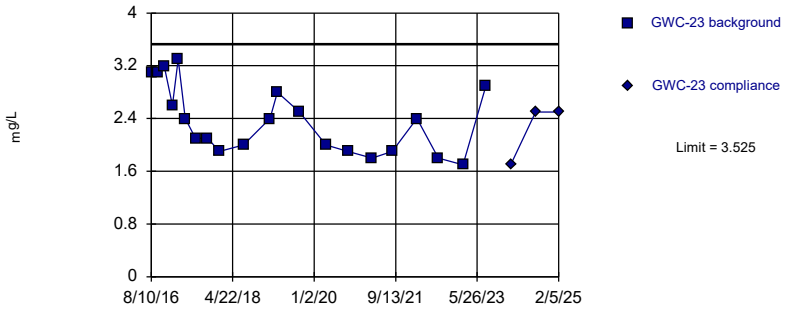

Background Data Summary: Mean=2.376, Std. Dev.=0.5166, n=21. Normality test: Shapiro Wilk @alpha = 0.01, calculated = 0.9127, critical = 0.873. Kappa = 2.224 (c=7, w=9, 1 of 2, event alpha = 0.05132). Report alpha = 0.0008358.

Constituent: Sulfate Analysis Run 4/21/2025 12:59 PM View: Appendix III - Intrawell

Plant McIntosh Client: Southern Company Data: McIntosh LF 4

Sanitas™ v.10.0.24 Software licensed to Groundwater Stats Consulting. UG

Hollow symbols indicate censored values.

Within Limit

Prediction Limit

Intrawell Non-parametric

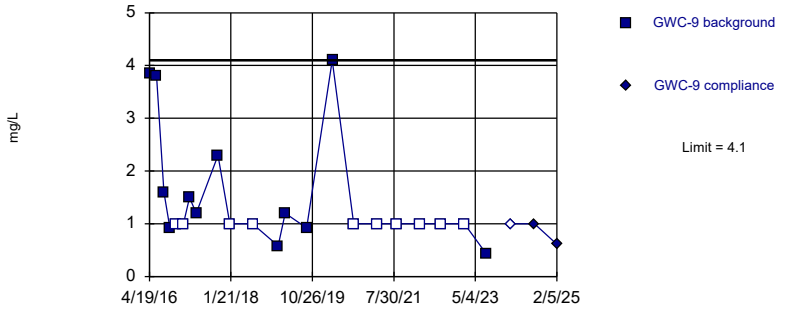

Non-parametric test used in lieu of parametric prediction limit because the Shapiro Wilk normality test showed the data to be non-normal at the 0.01 alpha level. Limit is highest of 22 background values. 45.45% NDs. Well-constituent pair annual alpha = 0.007401. Individual comparison alpha = 0.003707 (1 of 2).

Constituent: Sulfate Analysis Run 4/21/2025 12:59 PM View: Appendix III - Intrawell

Plant McIntosh Client: Southern Company Data: McIntosh LF 4

Prediction Limit

Constituent: Sulfate (mg/L) Analysis Run 4/21/2025 12:59 PM View: Appendix III - Intrawell

Plant McIntosh Client: Southern Company Data: McIntosh LF 4

	GWA-2	GWA-2
4/19/2016	1.27	
6/14/2016	1.7	
8/9/2016	<1	
9/26/2016	<1	
11/15/2016	<1	
1/10/2017	0.83 (J)	
2/28/2017	0.99 (J)	
4/19/2017	0.97 (J)	
10/10/2017	<1	
1/10/2018	<1	
7/11/2018	<1	
1/29/2019	0.64 (J)	
3/27/2019	<1	
9/11/2019	0.76 (J)	
4/1/2020	0.95 (J)	
9/15/2020	<1	
3/16/2021	<1	
8/17/2021	<1	
2/22/2022	<1	
8/2/2022	<1	
2/7/2023	<1	
8/1/2023	<1	
2/6/2024		1.2
8/15/2024		1.3
2/4/2025		0.69 (J)

ND substitution: RL or RL/2 if <15% NDs.

Prediction Limit

Constituent: Sulfate (mg/L) Analysis Run 4/21/2025 12:59 PM View: Appendix III - Intrawell

Plant McIntosh Client: Southern Company Data: McIntosh LF 4

	GWA-3	GWA-3
4/19/2016	1.03	
6/14/2016	0.88 (J)	
8/9/2016	<1	
9/27/2016	0.9 (J)	
11/14/2016	<1	
1/10/2017	1.2	
2/28/2017	1.1	
4/19/2017	<1	
10/11/2017	<1	
1/10/2018	1.1	
7/11/2018	<1	
1/29/2019	<1	
3/27/2019	0.7 (J)	
9/11/2019	1	
4/1/2020	1.1	
9/15/2020	0.47 (J)	
3/16/2021	<1	
8/17/2021	<1	
2/22/2022	<1	
8/2/2022	0.4 (J)	
2/7/2023	<1	
8/2/2023	0.62 (J)	
2/6/2024		1.2
8/13/2024		0.92 (J)
2/4/2025		0.97 (J)

ND substitution: RL or RL/2 if <15% NDs.

Prediction Limit

Constituent: Sulfate (mg/L) Analysis Run 4/21/2025 12:59 PM View: Appendix III - Intrawell

Plant McIntosh Client: Southern Company Data: McIntosh LF 4

	GWA-4A	GWA-4A
4/20/2016	7.31	
6/14/2016	8.6	
8/11/2016	3.7	
9/27/2016	4.6	
11/14/2016	7.4	
1/10/2017	4.7	
2/28/2017	4.1	
4/20/2017	5.9	
10/10/2017	7.3	
1/10/2018	7.6	
7/11/2018	14	
1/29/2019	8.7	
3/26/2019	11	
9/10/2019	9.8	
3/31/2020	6.2	
9/16/2020	4.1	
3/17/2021	3.5	
8/19/2021	5.4	
2/23/2022	2.7	
8/3/2022	2	
2/7/2023	1.7	
8/1/2023	5.5	
2/6/2024		2.1
8/13/2024		3.7
2/3/2025		2

Prediction Limit

Constituent: Sulfate (mg/L) Analysis Run 4/21/2025 12:59 PM View: Appendix III - Intrawell

Plant McIntosh Client: Southern Company Data: McIntosh LF 4

	GWA-5	GWA-5
4/20/2016	0.367 (J)	
6/14/2016	0.48 (J)	
8/9/2016	<1	
9/27/2016	<1	
11/15/2016	<1	
1/11/2017	<1	
2/28/2017	<1	
4/20/2017	<1	
10/11/2017	<1	
1/10/2018	<1	
7/11/2018	<1	
1/29/2019	<1	
3/26/2019	0.68 (J)	
9/10/2019	0.77 (J)	
3/31/2020	0.76 (J)	
9/15/2020	<1	
3/17/2021	<1	
8/19/2021	<1	
2/22/2022	<1	
8/2/2022	<1	
2/7/2023	<1	
8/1/2023	<1	
2/6/2024		<1
8/13/2024		<1
2/4/2025		0.49 (J)

ND substitution: RL or RL/2 if <15% NDs.

Prediction Limit

Constituent: Sulfate (mg/L) Analysis Run 4/21/2025 12:59 PM View: Appendix III - Intrawell

Plant McIntosh Client: Southern Company Data: McIntosh LF 4

	GWA-13	GWA-13
4/20/2016	0.496 (J)	
6/14/2016	0.62 (J)	
8/9/2016	<1	
9/27/2016	<1	
11/15/2016	<1	
1/12/2017	<1	
2/28/2017	<1	
4/20/2017	<1	
10/11/2017	<1	
1/10/2018	<1	
7/11/2018	<1	
1/29/2019	1.2	
3/26/2019	0.63 (J)	
9/10/2019	0.93 (J)	
3/31/2020	1.4	
9/15/2020	0.38 (J)	
3/16/2021	<1	
8/18/2021	<1	
2/22/2022	<1	
8/2/2022	<1	
2/6/2023	<1	
8/1/2023	0.52 (J)	
2/6/2024		0.87 (J)
8/13/2024		0.83 (J)
2/4/2025		0.62 (J)

ND substitution: RL or RL/2 if <15% NDs.

Prediction Limit

Constituent: Sulfate (mg/L) Analysis Run 4/21/2025 12:59 PM View: Appendix III - Intrawell

Plant McIntosh Client: Southern Company Data: McIntosh LF 4

	GWA-14	GWA-14
4/20/2016	5.85 (O)	
6/14/2016	4.6 (O)	
8/9/2016	2.7	
9/27/2016	2	
11/15/2016	1.5	
1/11/2017	1.4	
2/28/2017	1.1	
4/20/2017	0.82 (J)	
10/11/2017	<1	
1/11/2018	<1	
7/11/2018	<1	
1/29/2019	0.52 (J)	
3/26/2019	0.92 (J)	
9/10/2019	0.83 (J)	
4/1/2020	0.67 (J)	
9/15/2020	1.1	
3/16/2021	<1	
8/17/2021	<1	
2/22/2022	<1	
8/2/2022	<1	
2/7/2023	<1	
8/2/2023	0.62 (J)	
2/6/2024		0.81 (J)
8/13/2024		0.81 (J)
2/4/2025		1 (F1)

ND substitution: RL or RL/2 if <15% NDs.

Prediction Limit

Constituent: Sulfate (mg/L) Analysis Run 4/21/2025 12:59 PM View: Appendix III - Intrawell

Plant McIntosh Client: Southern Company Data: McIntosh LF 4

	GWA-15	GWA-15
4/21/2016	0.503 (J)	
6/15/2016	0.62 (J)	
8/9/2016	<1	
9/27/2016	<1	
11/15/2016	<1	
1/11/2017	<1	
2/28/2017	<1	
4/20/2017	<1	
10/11/2017	<1	
1/11/2018	<1	
7/11/2018	<1	
1/29/2019	0.43 (J)	
3/26/2019	0.79 (J)	
9/11/2019	1.2	
4/1/2020	0.49 (J)	
9/15/2020	0.44 (J)	
3/17/2021	<1	
8/19/2021	0.8 (J)	
2/22/2022	<1	
8/2/2022	<1	
2/7/2023	<1	
8/1/2023	0.57 (J)	
2/6/2024		0.47 (J)
8/13/2024		0.83 (J)
2/4/2025		0.58 (J)

ND substitution: RL or RL/2 if <15% NDs.

Prediction Limit

Constituent: Sulfate (mg/L) Analysis Run 4/21/2025 12:59 PM View: Appendix III - Intrawell

Plant McIntosh Client: Southern Company Data: McIntosh LF 4

	GWA-16	GWA-16
4/20/2016	0.53 (J)	
6/15/2016	0.67 (J)	
8/9/2016	<1	
9/27/2016	<1	
11/15/2016	<1	
1/11/2017	<1	
3/1/2017	<1	
4/20/2017	<1	
10/11/2017	<1	
1/11/2018	<1	
7/11/2018	<1	
1/29/2019	<1	
3/26/2019	0.9 (J)	
9/10/2019	0.83 (J)	
4/1/2020	0.73 (J)	
9/15/2020	0.44 (J)	
3/16/2021	<1	
8/17/2021	<1	
2/22/2022	<1	
8/2/2022	<1	
2/7/2023	<1	
8/1/2023	0.48 (J)	
2/6/2024		0.42 (J)
8/13/2024		0.71 (J)
2/4/2025		0.76 (J)

ND substitution: RL or RL/2 if <15% NDs.

Prediction Limit

Constituent: Sulfate (mg/L) Analysis Run 4/21/2025 12:59 PM View: Appendix III - Intrawell

Plant McIntosh Client: Southern Company Data: McIntosh LF 4

	GWC-17	GWC-17
4/20/2016	2.93	
6/15/2016	1.8	
8/9/2016	1.6	
9/27/2016	1.5	
11/15/2016	1.3	
1/11/2017	1.1	
3/1/2017	1.3	
4/20/2017	0.77 (J)	
10/11/2017	<1	
1/11/2018	<1	
7/11/2018	<1	
1/29/2019	<1	
3/27/2019	<1	
9/11/2019	0.85 (J)	
4/1/2020	<1	
9/15/2020	<1	
3/16/2021	<1	
8/19/2021	<1	
2/22/2022	<1	
8/2/2022	<1	
2/8/2023	<1	
8/2/2023	<1	
2/6/2024		<1
8/13/2024		<1
2/4/2025		<1

ND substitution: RL or RL/2 if <15% NDs.

Prediction Limit

Constituent: Sulfate (mg/L) Analysis Run 4/21/2025 12:59 PM View: Appendix III - Intrawell

Plant McIntosh Client: Southern Company Data: McIntosh LF 4

	GWC-18	GWC-18
4/19/2016	4.84	
6/16/2016	9 (O)	
8/11/2016	5	
9/28/2016	5.1	
11/16/2016	4.9	
1/11/2017	5.2	
3/1/2017	4.6	
4/25/2017	4.6	
10/12/2017	4	
12/13/2017	4	
1/12/2018	4.5	
7/11/2018	5	
1/30/2019	5.8	
3/27/2019	4.8	
9/11/2019	4.5	
4/1/2020	4.1	
9/15/2020	2.7	
3/17/2021	3.5	
8/19/2021	3.5	
2/23/2022	4.5	
8/2/2022	1.8	
2/7/2023	2	
8/2/2023	2.4	
2/7/2024		1.7
8/14/2024		3.8
2/5/2025		2.2

Prediction Limit

Constituent: Sulfate (mg/L) Analysis Run 4/21/2025 12:59 PM View: Appendix III - Intrawell

Plant McIntosh Client: Southern Company Data: McIntosh LF 4

	GWC-1	GWC-1
4/20/2016	1.79	
6/15/2016	2	
8/10/2016	0.96 (J)	
9/27/2016	0.75 (J)	
11/15/2016	0.97 (J)	
1/12/2017	1.7	
3/1/2017	2	
4/20/2017	1.3	
10/11/2017	1.3	
1/11/2018	1.6	
7/12/2018	1.1	
1/30/2019	2.1	
3/27/2019	1.6	
9/11/2019	1.3	
4/1/2020	2	
9/15/2020	1.6	
3/16/2021	1.6	
8/18/2021	1.2	
2/23/2022	1.6	
8/3/2022	0.45 (J)	
2/7/2023	0.64 (J)	
8/2/2023	0.53 (J)	
2/7/2024		0.96 (J)
8/14/2024		1.6
2/5/2025		1.8

Prediction Limit

Constituent: Sulfate (mg/L) Analysis Run 4/21/2025 12:59 PM View: Appendix III - Intrawell

Plant McIntosh Client: Southern Company Data: McIntosh LF 4

	GWC-10	GWC-10
4/21/2016	1.93	
6/16/2016	2.3	
8/10/2016	2.9	
9/27/2016	3.2	
11/15/2016	3.5	
1/12/2017	4.2	
3/1/2017	3.5	
4/24/2017	3.5	
10/12/2017	2.7	
1/11/2018	2.6	
7/12/2018	5	
1/30/2019	5	
3/27/2019	4.3	
9/11/2019	5.2	
4/1/2020	2.2	
9/15/2020	3.6	
3/16/2021	2.4	
8/18/2021	3	
2/23/2022	3.4	
8/3/2022	1.6	
2/8/2023	1.8	
8/2/2023	2.4	
2/7/2024		2.4
8/14/2024		3.1
2/4/2025		2.9

Prediction Limit

Constituent: Sulfate (mg/L) Analysis Run 4/21/2025 12:59 PM View: Appendix III - Intrawell

Plant McIntosh Client: Southern Company Data: McIntosh LF 4

	GWC-11	GWC-11
4/20/2016	4.37	
6/15/2016	5.7	
8/10/2016	4.5	
9/27/2016	4.4	
11/15/2016	4.4	
1/12/2017	4.6	
3/1/2017	4.5	
4/24/2017	4	
10/11/2017	4.5	
1/11/2018	3.5	
7/12/2018	5.9	
1/30/2019	4.3	
3/27/2019	5.4	
9/11/2019	3.8	
4/2/2020	3.4	
9/15/2020	5	
3/17/2021	5.6	
8/18/2021	4.1	
2/23/2022	2.9	
8/2/2022	2.7	
2/8/2023	1.9	
8/2/2023	2.3	
2/7/2024		1.6
8/14/2024		2.4
2/5/2025		1.9

Prediction Limit

Constituent: Sulfate (mg/L) Analysis Run 4/21/2025 12:59 PM View: Appendix III - Intrawell

Plant McIntosh Client: Southern Company Data: McIntosh LF 4

	GWC-12	GWC-12
4/20/2016	0.601 (J)	
6/15/2016	0.8 (J)	
8/10/2016	<1	
9/27/2016	<1	
11/15/2016	<1	
1/12/2017	<1	
3/1/2017	<1	
4/20/2017	<1	
10/12/2017	<1	
1/11/2018	<1	
7/12/2018	<1	
1/30/2019	0.65 (J)	
3/27/2019	0.67 (J)	
9/11/2019	1	
4/1/2020	0.91 (J)	
9/16/2020	0.53 (J)	
3/16/2021	<1	
8/18/2021	<1	
2/23/2022	1.1	
8/3/2022	<1	
2/7/2023	<1	
8/2/2023	0.56 (J)	
2/8/2024		0.4 (J)
8/14/2024		0.61 (J)
2/5/2025		0.56 (J)

ND substitution: RL or RL/2 if <15% NDs.

Prediction Limit

Constituent: Sulfate (mg/L) Analysis Run 4/21/2025 12:59 PM View: Appendix III - Intrawell

Plant McIntosh Client: Southern Company Data: McIntosh LF 4

	GWC-19	GWC-19
4/19/2016	2.21	
6/16/2016	2.5	
8/10/2016	2.7	
9/28/2016	2.5	
11/15/2016	2.2	
1/16/2017	2.1	
3/1/2017	1.9	
4/25/2017	1.6	
10/12/2017	1.7	
1/12/2018	1.5	
7/11/2018	1.4	
1/29/2019	1.4	
3/27/2019	1.6	
9/11/2019	1.8	
4/1/2020	2.1	
9/16/2020	1.6	
3/16/2021	1.9	
8/19/2021	2.5	
2/23/2022	3.1	
8/3/2022	1.7	
2/8/2023	2	
8/2/2023	2.2	
2/7/2024		1.8
8/14/2024		2.4
2/4/2025		<1

ND substitution: RL or RL/2 if <15% NDs.

Prediction Limit

Constituent: Sulfate (mg/L) Analysis Run 4/21/2025 1:00 PM View: Appendix III - Intrawell

Plant McIntosh Client: Southern Company Data: McIntosh LF 4

	GWC-20	GWC-20
4/21/2016	5.25	
6/16/2016	3.9	
8/10/2016	2.8	
9/27/2016	2.6	
11/15/2016	1.9	
1/13/2017	1.8	
3/1/2017	1.7	
4/25/2017	1.3	
10/12/2017	1.1	
1/12/2018	0.86 (J)	
7/11/2018	0.9 (J)	
1/29/2019	1.3	
3/27/2019	1.7	
9/11/2019	0.97 (J)	
4/1/2020	1.6	
9/15/2020	0.67 (J)	
3/16/2021	0.98 (J)	
8/19/2021	1.3	
2/22/2022	1.4	
8/3/2022	<1	
2/8/2023	<1	
8/2/2023	0.82 (J)	
2/7/2024		0.5 (J)
8/14/2024		0.92 (J)
2/5/2025		0.98 (J)

ND substitution: RL or RL/2 if <15% NDs.

Prediction Limit

Constituent: Sulfate (mg/L) Analysis Run 4/21/2025 1:00 PM View: Appendix III - Intrawell

Plant McIntosh Client: Southern Company Data: McIntosh LF 4

	GWC-21	GWC-21
4/21/2016	1.99	
6/16/2016	1.6	
8/10/2016	1.1	
9/27/2016	1.1	
11/15/2016	1	
1/12/2017	1.2	
3/1/2017	1.2	
4/24/2017	0.95 (J)	
10/12/2017	0.72 (J)	
1/11/2018	<1	
7/11/2018	<1	
1/30/2019	0.72 (J)	
3/27/2019	0.92 (J)	
9/11/2019	0.94 (J)	
4/1/2020	0.81 (J)	
9/15/2020	0.56 (J)	
3/17/2021	<1	
8/19/2021	0.79 (J)	
2/23/2022	1	
8/4/2022	<1	
2/8/2023	<1	
8/3/2023	0.54 (J)	
2/7/2024		0.4 (J)
8/14/2024		0.51 (J)
2/5/2025		0.64 (J)

ND substitution: RL or RL/2 if <15% NDs.

Prediction Limit

Constituent: Sulfate (mg/L) Analysis Run 4/21/2025 1:00 PM View: Appendix III - Intrawell

Plant McIntosh Client: Southern Company Data: McIntosh LF 4

	GWC-23	GWC-23
6/16/2016	9.2 (O)	
8/10/2016	3.1	
9/28/2016	3.1	
11/16/2016	3.2	
1/17/2017	2.6	
3/2/2017	3.3	
4/25/2017	2.4	
7/13/2017	2.1	
10/12/2017	2.1	
1/12/2018	1.9	
7/12/2018	2	
1/30/2019	2.4	
3/27/2019	2.8	
9/11/2019	2.5	
4/1/2020	2	
9/15/2020	1.9	
3/17/2021	1.8	
8/19/2021	1.9	
2/23/2022	2.4	
8/4/2022	1.8	
2/8/2023	1.7	
8/3/2023	2.9	
2/7/2024		1.7
8/14/2024		2.5
2/5/2025		2.5

Prediction Limit

Constituent: Sulfate (mg/L) Analysis Run 4/21/2025 1:00 PM View: Appendix III - Intrawell

Plant McIntosh Client: Southern Company Data: McIntosh LF 4

	GWC-9	GWC-9
4/19/2016	3.84	
6/15/2016	3.8	
8/10/2016	1.6	
9/27/2016	0.91 (J)	
11/15/2016	<1	
1/13/2017	<1	
3/1/2017	1.5	
4/24/2017	1.2	
10/12/2017	2.3	
1/12/2018	<1	
7/12/2018	<1	
1/30/2019	0.58 (J)	
3/27/2019	1.2	
9/11/2019	0.92 (J)	
4/1/2020	4.1	
9/16/2020	<1	
3/17/2021	<1	
8/19/2021	<1	
2/23/2022	<1	
8/3/2022	<1	
2/8/2023	<1	
8/2/2023	0.42 (J)	
2/7/2024		<1
8/14/2024		1
2/5/2025		0.61 (J)

ND substitution: RL or RL/2 if <15% NDs.

FIGURE F.

Appendix III - Interwell Prediction Limits - All Results (No Significant)

Plant McIntosh Client: Southern Company Data: McIntosh LF 4 Printed 4/21/2025, 1:01 PM

Constituent	Well	Upper Lim.	Lower Lim.	Date	Observ.	Sig.	Bg N	Bg Mean	Std. Dev.	%NDs	ND Adj.	Transform	Alpha	Method
Boron (mg/L)	GWC-1	0.11	n/a	2/5/2025	0.022J	No	250	n/a	n/a	84.4	n/a	n/a	0.00004916	NP Inter (NDs) 1 of 2
Boron (mg/L)	GWC-10	0.11	n/a	2/4/2025	0.036J	No	250	n/a	n/a	84.4	n/a	n/a	0.00004916	NP Inter (NDs) 1 of 2
Boron (mg/L)	GWC-11	0.11	n/a	2/5/2025	0.08ND	No	250	n/a	n/a	84.4	n/a	n/a	0.00004916	NP Inter (NDs) 1 of 2
Boron (mg/L)	GWC-12	0.11	n/a	2/5/2025	0.08ND	No	250	n/a	n/a	84.4	n/a	n/a	0.00004916	NP Inter (NDs) 1 of 2
Boron (mg/L)	GWC-19	0.11	n/a	2/4/2025	0.08ND	No	250	n/a	n/a	84.4	n/a	n/a	0.00004916	NP Inter (NDs) 1 of 2
Boron (mg/L)	GWC-20	0.11	n/a	2/5/2025	0.034J	No	250	n/a	n/a	84.4	n/a	n/a	0.00004916	NP Inter (NDs) 1 of 2
Boron (mg/L)	GWC-21	0.11	n/a	2/5/2025	0.024J	No	250	n/a	n/a	84.4	n/a	n/a	0.00004916	NP Inter (NDs) 1 of 2
Boron (mg/L)	GWC-23	0.11	n/a	2/5/2025	0.023J	No	250	n/a	n/a	84.4	n/a	n/a	0.00004916	NP Inter (NDs) 1 of 2
Boron (mg/L)	GWC-9	0.11	n/a	2/5/2025	0.069J	No	250	n/a	n/a	84.4	n/a	n/a	0.00004916	NP Inter (NDs) 1 of 2
Calcium (mg/L)	GWC-1	33.2	n/a	2/5/2025	1.4	No	251	n/a	n/a	0	n/a	n/a	0.00004916	NP Inter (normality) 1 of 2
Calcium (mg/L)	GWC-10	33.2	n/a	2/4/2025	22	No	251	n/a	n/a	0	n/a	n/a	0.00004916	NP Inter (normality) 1 of 2
Calcium (mg/L)	GWC-11	33.2	n/a	2/5/2025	10	No	251	n/a	n/a	0	n/a	n/a	0.00004916	NP Inter (normality) 1 of 2
Calcium (mg/L)	GWC-12	33.2	n/a	2/5/2025	0.7	No	251	n/a	n/a	0	n/a	n/a	0.00004916	NP Inter (normality) 1 of 2
Calcium (mg/L)	GWC-19	33.2	n/a	2/4/2025	6.5	No	251	n/a	n/a	0	n/a	n/a	0.00004916	NP Inter (normality) 1 of 2
Calcium (mg/L)	GWC-20	33.2	n/a	2/5/2025	1.4	No	251	n/a	n/a	0	n/a	n/a	0.00004916	NP Inter (normality) 1 of 2
Calcium (mg/L)	GWC-21	33.2	n/a	2/5/2025	1.2	No	251	n/a	n/a	0	n/a	n/a	0.00004916	NP Inter (normality) 1 of 2
Calcium (mg/L)	GWC-23	33.2	n/a	2/5/2025	1.2	No	251	n/a	n/a	0	n/a	n/a	0.00004916	NP Inter (normality) 1 of 2
Calcium (mg/L)	GWC-9	33.2	n/a	2/5/2025	2.1	No	251	n/a	n/a	0	n/a	n/a	0.00004916	NP Inter (normality) 1 of 2
Chloride (mg/L)	GWC-1	9.4	n/a	2/5/2025	4.4	No	249	n/a	n/a	0	n/a	n/a	0.00004916	NP Inter (normality) 1 of 2
Chloride (mg/L)	GWC-10	9.4	n/a	2/4/2025	5.9	No	249	n/a	n/a	0	n/a	n/a	0.00004916	NP Inter (normality) 1 of 2
Chloride (mg/L)	GWC-11	9.4	n/a	2/5/2025	5	No	249	n/a	n/a	0	n/a	n/a	0.00004916	NP Inter (normality) 1 of 2
Chloride (mg/L)	GWC-12	9.4	n/a	2/5/2025	3.8	No	249	n/a	n/a	0	n/a	n/a	0.00004916	NP Inter (normality) 1 of 2
Chloride (mg/L)	GWC-19	9.4	n/a	2/4/2025	5.7	No	249	n/a	n/a	0	n/a	n/a	0.00004916	NP Inter (normality) 1 of 2
Chloride (mg/L)	GWC-20	9.4	n/a	2/5/2025	8.6	No	249	n/a	n/a	0	n/a	n/a	0.00004916	NP Inter (normality) 1 of 2
Chloride (mg/L)	GWC-21	9.4	n/a	2/5/2025	6.1	No	249	n/a	n/a	0	n/a	n/a	0.00004916	NP Inter (normality) 1 of 2
Chloride (mg/L)	GWC-23	9.4	n/a	2/5/2025	5.4	No	249	n/a	n/a	0	n/a	n/a	0.00004916	NP Inter (normality) 1 of 2
Chloride (mg/L)	GWC-9	9.4	n/a	2/5/2025	8.8	No	249	n/a	n/a	0	n/a	n/a	0.00004916	NP Inter (normality) 1 of 2
Fluoride (mg/L)	GWC-1	0.74	n/a	2/5/2025	0.1ND	No	251	n/a	n/a	61.35	n/a	n/a	0.00004916	NP Inter (NDs) 1 of 2
Fluoride (mg/L)	GWC-10	0.74	n/a	2/4/2025	0.1ND	No	251	n/a	n/a	61.35	n/a	n/a	0.00004916	NP Inter (NDs) 1 of 2
Fluoride (mg/L)	GWC-11	0.74	n/a	2/5/2025	0.1ND	No	251	n/a	n/a	61.35	n/a	n/a	0.00004916	NP Inter (NDs) 1 of 2
Fluoride (mg/L)	GWC-12	0.74	n/a	2/5/2025	0.1ND	No	251	n/a	n/a	61.35	n/a	n/a	0.00004916	NP Inter (NDs) 1 of 2
Fluoride (mg/L)	GWC-19	0.74	n/a	2/4/2025	0.1ND	No	251	n/a	n/a	61.35	n/a	n/a	0.00004916	NP Inter (NDs) 1 of 2
Fluoride (mg/L)	GWC-20	0.74	n/a	2/5/2025	0.1ND	No	251	n/a	n/a	61.35	n/a	n/a	0.00004916	NP Inter (NDs) 1 of 2
Fluoride (mg/L)	GWC-21	0.74	n/a	2/5/2025	0.1ND	No	251	n/a	n/a	61.35	n/a	n/a	0.00004916	NP Inter (NDs) 1 of 2
Fluoride (mg/L)	GWC-23	0.74	n/a	2/5/2025	0.1ND	No	251	n/a	n/a	61.35	n/a	n/a	0.00004916	NP Inter (NDs) 1 of 2
Fluoride (mg/L)	GWC-9	0.74	n/a	2/5/2025	0.1ND	No	251	n/a	n/a	61.35	n/a	n/a	0.00004916	NP Inter (NDs) 1 of 2
pH, Field (SU)	GWC-1	7.1	4.21	2/5/2025	5.14	No	270	n/a	n/a	0	n/a	n/a	0.00009831	NP Inter (normality) 1 of 2
pH, Field (SU)	GWC-10	7.1	4.21	2/4/2025	6.68	No	270	n/a	n/a	0	n/a	n/a	0.00009831	NP Inter (normality) 1 of 2
pH, Field (SU)	GWC-11	7.1	4.21	2/5/2025	6.39	No	270	n/a	n/a	0	n/a	n/a	0.00009831	NP Inter (normality) 1 of 2
pH, Field (SU)	GWC-12	7.1	4.21	2/5/2025	5.71	No	270	n/a	n/a	0	n/a	n/a	0.00009831	NP Inter (normality) 1 of 2
pH, Field (SU)	GWC-19	7.1	4.21	2/4/2025	5.72	No	270	n/a	n/a	0	n/a	n/a	0.00009831	NP Inter (normality) 1 of 2
pH, Field (SU)	GWC-20	7.1	4.21	2/5/2025	5.02	No	270	n/a	n/a	0	n/a	n/a	0.00009831	NP Inter (normality) 1 of 2
pH, Field (SU)	GWC-21	7.1	4.21	2/5/2025	4.86	No	270	n/a	n/a	0	n/a	n/a	0.00009831	NP Inter (normality) 1 of 2
pH, Field (SU)	GWC-23	7.1	4.21	2/5/2025	5.24	No	270	n/a	n/a	0	n/a	n/a	0.00009831	NP Inter (normality) 1 of 2
pH, Field (SU)	GWC-9	7.1	4.21	2/5/2025	5.38	No	270	n/a	n/a	0	n/a	n/a	0.00009831	NP Inter (normality) 1 of 2
TDS (mg/L)	GWC-1	150	n/a	2/5/2025	39	No	250	n/a	n/a	8.8	n/a	n/a	0.00004916	NP Inter (normality) 1 of 2
TDS (mg/L)	GWC-10	150	n/a	2/4/2025	130	No	250	n/a	n/a	8.8	n/a	n/a	0.00004916	NP Inter (normality) 1 of 2
TDS (mg/L)	GWC-11	150	n/a	2/5/2025	86	No	250	n/a	n/a	8.8	n/a	n/a	0.00004916	NP Inter (normality) 1 of 2
TDS (mg/L)	GWC-12	150	n/a	2/5/2025	28	No	250	n/a	n/a	8.8	n/a	n/a	0.00004916	NP Inter (normality) 1 of 2
TDS (mg/L)	GWC-19	150	n/a	2/4/2025	48	No	250	n/a	n/a	8.8	n/a	n/a	0.00004916	NP Inter (normality) 1 of 2
TDS (mg/L)	GWC-20	150	n/a	2/5/2025	35	No	250	n/a	n/a	8.8	n/a	n/a	0.00004916	NP Inter (normality) 1 of 2
TDS (mg/L)	GWC-21	150	n/a	2/5/2025	34	No	250	n/a	n/a	8.8	n/a	n/a	0.00004916	NP Inter (normality) 1 of 2
TDS (mg/L)	GWC-23	150	n/a	2/5/2025	28	No	250	n/a	n/a	8.8	n/a	n/a	0.00004916	NP Inter (normality) 1 of 2
TDS (mg/L)	GWC-9	150	n/a	2/5/2025	40	No	250	n/a	n/a	8.8	n/a	n/a	0.00004916	NP Inter (normality) 1 of 2

Sanitas™ v.10.0.24 Software licensed to Groundwater Stats Consulting. UG
Hollow symbols indicate censored values.

Within Limit

Prediction Limit

Interwell Non-parametric

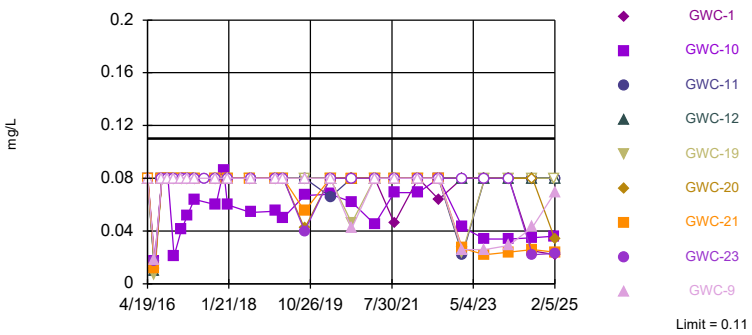

Limit = 0.11

Non-parametric test used in lieu of parametric prediction limit because censored data exceeded 50%. Limit is highest of 250 background values. 84.4% NDs. Annual per-constituent alpha = 0.0008845. Individual comparison alpha = 0.00004916 (1 of 2). Comparing 9 points to limit.

Constituent: Boron Analysis Run 4/21/2025 1:00 PM View: Appendix III - Interwell
Plant McIntosh Client: Southern Company Data: McIntosh LF 4

Sanitas™ v.10.0.24 Software licensed to Groundwater Stats Consulting. UG

Within Limit

Prediction Limit

Interwell Non-parametric

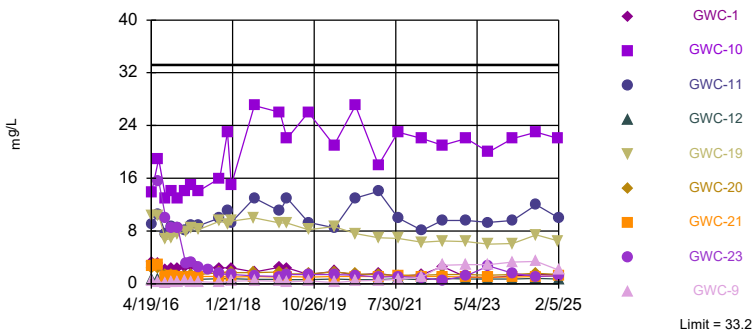

Limit = 33.2

Non-parametric test used in lieu of parametric prediction limit because the Chi Squared normality test showed the data to be non-normal at the 0.01 alpha level. Limit is highest of 251 background values. Annual per-constituent alpha = 0.0008845. Individual comparison alpha = 0.00004916 (1 of 2). Comparing 9 points to limit.

Constituent: Calcium Analysis Run 4/21/2025 1:00 PM View: Appendix III - Interwell
Plant McIntosh Client: Southern Company Data: McIntosh LF 4

Sanitas™ v.10.0.24 Software licensed to Groundwater Stats Consulting. UG

Within Limit

Prediction Limit

Interwell Non-parametric

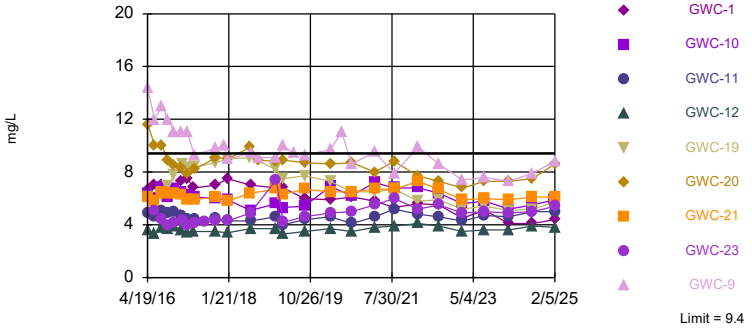

Limit = 9.4

Non-parametric test used in lieu of parametric prediction limit because the Chi Squared normality test showed the data to be non-normal at the 0.01 alpha level. Limit is highest of 249 background values. Annual per-constituent alpha = 0.0008845. Individual comparison alpha = 0.00004916 (1 of 2). Comparing 9 points to limit.

Constituent: Chloride Analysis Run 4/21/2025 1:00 PM View: Appendix III - Interwell
Plant McIntosh Client: Southern Company Data: McIntosh LF 4

Sanitas™ v.10.0.24 Software licensed to Groundwater Stats Consulting. UG
Hollow symbols indicate censored values.

Within Limit

Prediction Limit

Interwell Non-parametric

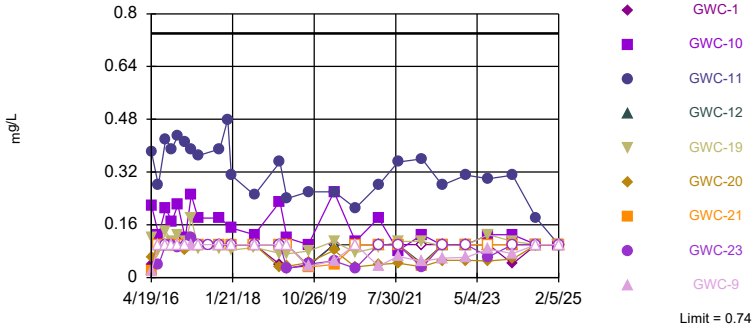

Limit = 0.74

Non-parametric test used in lieu of parametric prediction limit because censored data exceeded 50%. Limit is highest of 251 background values. 61.35% NDs. Annual per-constituent alpha = 0.0008845. Individual comparison alpha = 0.00004916 (1 of 2). Comparing 9 points to limit.

Constituent: Fluoride Analysis Run 4/21/2025 1:00 PM View: Appendix III - Interwell
Plant McIntosh Client: Southern Company Data: McIntosh LF 4

Sanitas™ v.10.0.24 Software licensed to Groundwater Stats Consulting. UG

Within Limits

Prediction Limit

Interwell Non-parametric

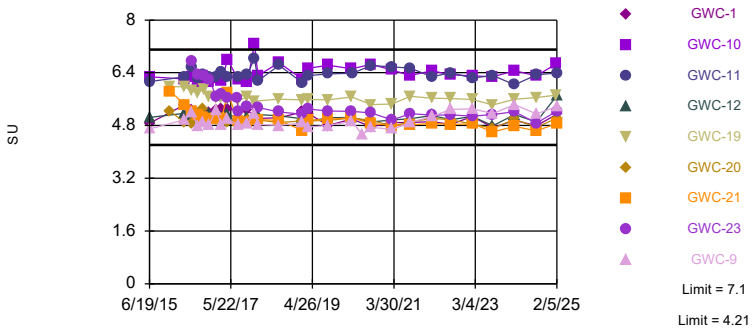

Non-parametric test used in lieu of parametric prediction limit because the Chi Squared normality test showed the data to be non-normal at the 0.01 alpha level. Limits are highest and lowest of 270 background values. Annual per-constituent alpha = 0.001769. Individual comparison alpha = 0.00009831 (1 of 2). Comparing 9 points to limit.

Constituent: pH, Field Analysis Run 4/21/2025 1:00 PM View: Appendix III - Interwell
Plant McIntosh Client: Southern Company Data: McIntosh LF 4

Sanitas™ v.10.0.24 Software licensed to Groundwater Stats Consulting. UG
Hollow symbols indicate censored values.

Within Limit

Prediction Limit

Interwell Non-parametric

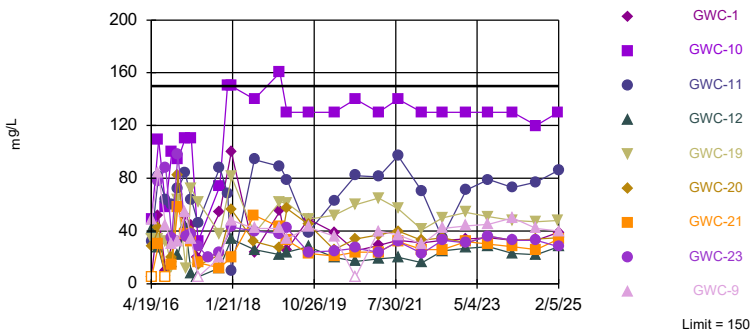

Non-parametric test used in lieu of parametric prediction limit because the Chi Squared normality test showed the data to be non-normal at the 0.01 alpha level. Limit is highest of 250 background values. 8.8% NDs. Annual per-constituent alpha = 0.0008845. Individual comparison alpha = 0.00004916 (1 of 2). Comparing 9 points to limit.

Constituent: TDS Analysis Run 4/21/2025 1:01 PM View: Appendix III - Interwell
Plant McIntosh Client: Southern Company Data: McIntosh LF 4

Prediction Limit

Constituent: Boron (mg/L) Analysis Run 4/21/2025 1:01 PM View: Appendix III - Interwell

Plant McIntosh Client: Southern Company Data: McIntosh LF 4

	GWA-2 (bg)	GWC-18 (bg)	GWC-19	GWA-3 (bg)	GWC-9	GWC-17 (bg)	GWC-11	GWA-16 (bg)	GWC-12
4/19/2016	<0.08	<0.08	<0.08	<0.08	<0.08				
4/20/2016						<0.08	<0.08	<0.08	<0.08
4/21/2016									
6/14/2016	0.012 (J)			0.0077 (J)					
6/15/2016					0.018 (J)	0.0095 (J)	0.011 (J)	0.0085 (J)	0.01 (J)
6/16/2016		0.011 (J)	0.0069 (J)						
8/9/2016	<0.08			<0.08		<0.08		<0.08	
8/10/2016			<0.08		<0.08		<0.08		<0.08
8/11/2016		<0.08							
9/26/2016	<0.08								
9/27/2016				<0.08	<0.08	<0.08	<0.08	<0.08	<0.08
9/28/2016		<0.08	<0.08						
11/14/2016				<0.08					
11/15/2016	<0.08		<0.08		<0.08	<0.08	<0.08	<0.08	<0.08
11/16/2016		<0.08							
1/10/2017	<0.08			<0.08					
1/11/2017		<0.08				<0.08		<0.08	
1/12/2017							<0.08		<0.08
1/13/2017					<0.08				
1/16/2017			<0.08						
1/17/2017									
2/28/2017	0.022 (J)			<0.08					
3/1/2017		<0.08	<0.08		<0.08	<0.08	<0.08	<0.08	<0.08
3/2/2017									
4/19/2017	<0.08			<0.08					
4/20/2017						<0.08		<0.08	<0.08
4/24/2017					<0.08		<0.08		
4/25/2017		<0.08	<0.08						
7/13/2017									
10/10/2017	<0.08								
10/11/2017				<0.08		<0.08	<0.08	<0.08	
10/12/2017		<0.08	<0.08		<0.08				<0.08
12/12/2017									
1/10/2018	<0.08			<0.08					
1/11/2018						<0.08	<0.08	<0.08	<0.08
1/12/2018		<0.08	<0.08		<0.08				
7/11/2018	<0.08	<0.08	<0.08	<0.08		<0.08		<0.08	
7/12/2018					<0.08		<0.08		<0.08
1/29/2019	<0.08		<0.08	<0.08		<0.08		<0.08	
1/30/2019		<0.08			<0.08		<0.08		<0.08
3/26/2019								<0.08	
3/27/2019	<0.08	<0.08	<0.08	<0.08	<0.08	<0.08	<0.08		<0.08
9/10/2019								<0.08	
9/11/2019	<0.08	<0.08	<0.08	<0.08	<0.08	<0.08	<0.08		<0.08
3/31/2020									
4/1/2020	0.042 (J)	<0.08	<0.08	<0.08	<0.08	<0.08		<0.08	<0.08
4/2/2020							0.066 (J)		
9/15/2020	<0.08	<0.08		0.061 (J)		<0.08	<0.08	<0.08	
9/16/2020			0.046 (J)		0.042 (J)				<0.08
3/16/2021	<0.08		<0.08	<0.08		<0.08		<0.08	<0.08
3/17/2021		<0.08			<0.08		<0.08		
8/17/2021	0.069 (J)			<0.08				0.061 (J)	

ND substitution: RL or RL/2 if <15% NDs.

Prediction Limit

Constituent: Boron (mg/L) Analysis Run 4/21/2025 1:01 PM View: Appendix III - Interwell

Plant McIntosh Client: Southern Company Data: McIntosh LF 4

	GWA-2 (bg)	GWC-18 (bg)	GWC-19	GWA-3 (bg)	GWC-9	GWC-17 (bg)	GWC-11	GWA-16 (bg)	GWC-12
8/18/2021							<0.08		<0.08
8/19/2021		<0.08	<0.08		<0.08	<0.08			
2/22/2022	0.11			0.065 (J)		<0.08		<0.08	
2/23/2022		<0.08	<0.08		<0.08		<0.08		<0.08
8/2/2022	<0.08	<0.08		<0.08		<0.08	<0.08	<0.08	
8/3/2022			<0.08		<0.08				<0.08
8/4/2022									
2/6/2023									
2/7/2023	<0.08	<0.08		<0.08				<0.08	<0.08
2/8/2023			0.024 (J)		0.026 (J)	<0.08	0.022 (J)		
8/1/2023	0.024 (J)							<0.08	
8/2/2023		<0.08	<0.08	0.025 (J)	0.026 (J)	<0.08	<0.08		<0.08
8/3/2023									
2/6/2024	<0.08			0.023 (J)		<0.08		<0.08	
2/7/2024		<0.08	<0.08		0.029 (J)		<0.08		
2/8/2024									<0.08
8/13/2024				<0.08		<0.08		<0.08	
8/14/2024		0.022 (J)	<0.08		0.043 (J)		<0.08		<0.08
8/15/2024	0.026 (J)								
2/3/2025									
2/4/2025	<0.08		<0.08	0.026 (J)		<0.08		<0.08	
2/5/2025		0.026 (J)			0.069 (J)		<0.08		<0.08

ND substitution: RL or RL/2 if <15% NDs.

Prediction Limit

Constituent: Boron (mg/L) Analysis Run 4/21/2025 1:01 PM View: Appendix III - Interwell

Plant McIntosh Client: Southern Company Data: McIntosh LF 4

	GWA-14 (bg)	GWA-13 (bg)	GWA-5 (bg)	GWA-4A (bg)	GWC-1	GWC-20	GWC-21	GWA-15 (bg)	GWC-10
4/19/2016									
4/20/2016	<0.08	<0.08	<0.08	<0.08	<0.08				
4/21/2016						<0.08	<0.08	<0.08	<0.08
6/14/2016	0.0098 (J)	0.0086 (J)	0.011 (J)	0.01 (J)					
6/15/2016					0.017 (J)			0.0095 (J)	
6/16/2016						0.012 (J)	0.012 (J)		0.017 (J)
8/9/2016	<0.08	<0.08	<0.08					<0.08	
8/10/2016					<0.08	<0.08	<0.08		<0.08
8/11/2016				<0.08					
9/26/2016									
9/27/2016	<0.08	<0.08	<0.08	<0.08	<0.08	<0.08	<0.08	<0.08	<0.08
9/28/2016									
11/14/2016				<0.08					
11/15/2016	<0.08	<0.08	<0.08		<0.08	<0.08	<0.08	<0.08	0.021 (J)
11/16/2016									
1/10/2017				<0.08					
1/11/2017	<0.08		<0.08					<0.08	
1/12/2017		<0.08			<0.08		<0.08		0.041 (J)
1/13/2017						<0.08			
1/16/2017									
1/17/2017									
2/28/2017	<0.08	<0.08	<0.08	<0.08				<0.08	
3/1/2017					<0.08	<0.08	<0.08		0.052
3/2/2017									
4/19/2017									
4/20/2017	<0.08	<0.08	<0.08	<0.08	<0.08			<0.08	
4/24/2017							<0.08		0.064
4/25/2017						<0.08			
7/13/2017									
10/10/2017				<0.08					
10/11/2017	<0.08	<0.08	<0.08		<0.08			<0.08	
10/12/2017						<0.08	<0.08		0.06
12/12/2017									0.086
1/10/2018		<0.08	<0.08	<0.08					
1/11/2018	<0.08				<0.08		<0.08	<0.08	0.06
1/12/2018						<0.08			
7/11/2018	<0.08	<0.08	<0.08	<0.08		<0.08	<0.08	<0.08	
7/12/2018					<0.08				0.054
1/29/2019	<0.08	<0.08	<0.08	<0.08		<0.08		<0.08	
1/30/2019					<0.08		<0.08		0.055
3/26/2019	<0.08	<0.08	<0.08	<0.08				<0.08	
3/27/2019					<0.08	<0.08	<0.08		0.05
9/10/2019	<0.08	0.061 (J)	<0.08	0.052 (J)					
9/11/2019					<0.08	0.042 (J)	0.055 (J)	<0.08	0.067 (J)
3/31/2020		<0.08	<0.08	<0.08					
4/1/2020	<0.08				<0.08	<0.08	<0.08	<0.08	0.068 (J)
4/2/2020									
9/15/2020	<0.08	<0.08	0.047 (J)		<0.08	<0.08	<0.08	<0.08	0.062 (J)
9/16/2020				0.056 (J)					
3/16/2021	<0.08	<0.08			<0.08	<0.08			0.045 (J)
3/17/2021			<0.08	<0.08			<0.08	<0.08	
8/17/2021	0.1								

ND substitution: RL or RL/2 if <15% NDs.

Prediction Limit

Constituent: Boron (mg/L) Analysis Run 4/21/2025 1:01 PM View: Appendix III - Interwell

Plant McIntosh Client: Southern Company Data: McIntosh LF 4

	GWA-14 (bg)	GWA-13 (bg)	GWA-5 (bg)	GWA-4A (bg)	GWC-1	GWC-20	GWC-21	GWA-15 (bg)	GWC-10
8/18/2021		0.044 (J)			0.046 (J)				0.069 (J)
8/19/2021			<0.08	<0.08		<0.08	<0.08	<0.08	
2/22/2022	<0.08	<0.08	<0.08			<0.08		<0.08	
2/23/2022				0.096	<0.08		<0.08		0.069 (J)
8/2/2022	<0.08	<0.08	<0.08					<0.08	
8/3/2022				<0.08	0.064 (J)	<0.08			<0.08
8/4/2022							<0.08		
2/6/2023		<0.08							
2/7/2023	<0.08		0.024 (J)	0.022 (J)	<0.08			<0.08	
2/8/2023						<0.08	0.027 (J)		0.043 (J)
8/1/2023		0.035 (J)	0.047 (J)	0.026 (J)				<0.08	
8/2/2023	0.038 (J)				<0.08	<0.08			0.034 (J)
8/3/2023							0.022 (J)		
2/6/2024	<0.08	<0.08	<0.08	<0.08				<0.08	
2/7/2024					<0.08	<0.08	0.024 (J)		0.034 (J)
2/8/2024									
8/13/2024	<0.08	<0.08	<0.08	0.024 (J)				<0.08	
8/14/2024					0.025 (J)	<0.08	0.026 (J)		0.035 (J)
8/15/2024									
2/3/2025				0.023 (J)					
2/4/2025	<0.08	<0.08	<0.08					<0.08	0.036 (J)
2/5/2025					0.022 (J)	0.034 (J)	0.024 (J)		

ND substitution: RL or RL/2 if <15% NDs.

Prediction Limit

Constituent: Boron (mg/L) Analysis Run 4/21/2025 1:02 PM View: Appendix III - Interwell

Plant McIntosh Client: Southern Company Data: McIntosh LF 4

	GWC-23
4/19/2016	
4/20/2016	
4/21/2016	
6/14/2016	
6/15/2016	
6/16/2016	0.017 (J)
8/9/2016	
8/10/2016	<0.08
8/11/2016	
9/26/2016	
9/27/2016	
9/28/2016	<0.08
11/14/2016	
11/15/2016	
11/16/2016	<0.08
1/10/2017	
1/11/2017	
1/12/2017	
1/13/2017	
1/16/2017	
1/17/2017	<0.08
2/28/2017	
3/1/2017	
3/2/2017	<0.08
4/19/2017	
4/20/2017	
4/24/2017	
4/25/2017	<0.08
7/13/2017	<0.08
10/10/2017	
10/11/2017	
10/12/2017	<0.08
12/12/2017	
1/10/2018	
1/11/2018	
1/12/2018	<0.08
7/11/2018	
7/12/2018	<0.08
1/29/2019	
1/30/2019	<0.08
3/26/2019	
3/27/2019	<0.08
9/10/2019	
9/11/2019	0.04 (J)
3/31/2020	
4/1/2020	<0.08
4/2/2020	
9/15/2020	<0.08
9/16/2020	
3/16/2021	
3/17/2021	<0.08
8/17/2021	

Prediction Limit

Constituent: Boron (mg/L) Analysis Run 4/21/2025 1:02 PM View: Appendix III - Interwell

Plant McIntosh Client: Southern Company Data: McIntosh LF 4

	GWC-23
8/18/2021	
8/19/2021	<0.08
2/22/2022	
2/23/2022	<0.08
8/2/2022	
8/3/2022	
8/4/2022	<0.08
2/6/2023	
2/7/2023	
2/8/2023	<0.08
8/1/2023	
8/2/2023	
8/3/2023	<0.08
2/6/2024	
2/7/2024	<0.08
2/8/2024	
8/13/2024	
8/14/2024	0.022 (J)
8/15/2024	
2/3/2025	
2/4/2025	
2/5/2025	0.023 (J)

Prediction Limit

Constituent: Calcium (mg/L) Analysis Run 4/21/2025 1:02 PM View: Appendix III - Interwell

Plant McIntosh Client: Southern Company Data: McIntosh LF 4

	GWA-2 (bg)	GWA-3 (bg)	GWC-9	GWC-19	GWC-18 (bg)	GWA-13 (bg)	GWC-1	GWA-5 (bg)	GWC-11
4/19/2016	0.485 (J)	1.13	0.431 (J)	10.3	26				
4/20/2016						0.389 (J)	3.22	4.39	8.94
4/21/2016									
6/14/2016	0.72	1				0.37 (J)		2.4	
6/15/2016			0.27 (J)				3		10.6
6/16/2016				10.4	33.2				
8/9/2016	0.24 (J)	0.71				0.14 (J)		2	
8/10/2016			0.13 (J)	6.7			2.1		7.6
8/11/2016					18				
9/26/2016	0.48								
9/27/2016		0.77	0.21 (J)			0.33	2.3	2.9	8.7
9/28/2016				6.9	17				
11/14/2016		0.75							
11/15/2016	0.54		0.27	7.5		0.28	2.4	2.5	8.4
11/16/2016					17				
1/10/2017	0.62	0.73							
1/11/2017					15			2.5	
1/12/2017						0.37	2.5		8.1
1/13/2017			0.41						
1/16/2017				8					
1/17/2017									
2/28/2017	0.91	0.76				0.26		2.7	
3/1/2017			0.25	8.5	16		2.7		8.9
3/2/2017									
4/19/2017	0.75	0.69							
4/20/2017						0.27	2.6	2.8	
4/24/2017			0.34						8.8
4/25/2017				8.2	17				
7/13/2017									
10/10/2017	0.54								
10/11/2017		0.73				0.3	2.4	3.3	10
10/12/2017			0.21 (J)	9.5	14				
12/12/2017				9.1					
12/13/2017					12				11
1/10/2018	0.52	0.88				0.27		3.3	
1/11/2018							2.4		9.3
1/12/2018			0.4	9.5	15				
7/11/2018	0.5	0.81		10	12	0.32		3	
7/12/2018			0.49				1.8		13
1/29/2019	0.53	0.85		9.2		0.33		3.3	
1/30/2019			0.38		14		2.5		11
3/26/2019						0.3		2.8	
3/27/2019	0.37	0.73	0.28	9.2	11		2.4		13
9/10/2019						0.37 (J)		2.3	
9/11/2019	0.43 (J)	0.76	0.44 (J)	8.2	13		1.4		9.3
3/31/2020						0.42 (J)		2.9	
4/1/2020	0.47 (J)	0.72	0.2 (J)	8.7	11		1.9		
4/2/2020									8.5
9/15/2020	0.42 (J)	0.84			10	0.32 (J)	1.3	2.2	13
9/16/2020			0.45 (J)	7.6					
3/16/2021	0.4 (J)	0.75		7		0.4 (J)	1.6		
3/17/2021			0.51		9.1			2.4	14

Prediction Limit

Constituent: Calcium (mg/L) Analysis Run 4/21/2025 1:02 PM View: Appendix III - Interwell

Plant McIntosh Client: Southern Company Data: McIntosh LF 4

	GWA-2 (bg)	GWA-3 (bg)	GWC-9	GWC-19	GWC-18 (bg)	GWA-13 (bg)	GWC-1	GWA-5 (bg)	GWC-11
8/17/2021	0.4 (J)	0.81							
8/18/2021						0.51	1.1		10
8/19/2021			0.67	6.9	9.3			2.4	
2/22/2022	0.42 (J)	0.72				0.35 (J)		2.3	
2/23/2022			1	6.3	9.1		1.4		8.1
8/2/2022	0.51	0.7			11	0.36 (J)		2.5	9.6
8/3/2022			2.8	6.5			2.6		
8/4/2022									
2/6/2023						0.53			
2/7/2023	0.38 (J)	0.66			15		1	2.1	
2/8/2023			2.9	6.4					9.6
8/1/2023	0.37 (J)					0.44 (J)		2.3	
8/2/2023		0.69	2.9	6	13		0.93		9.3
8/3/2023									
2/6/2024	0.38 (J)	0.61				0.47 (J)		1.9	
2/7/2024			3.3	6.1	16		1.2		9.6
2/8/2024									
8/13/2024		0.75				0.44 (J)		1.8	
8/14/2024			3.4	7.4	18		1.4		12
8/15/2024	0.66								
2/3/2025									
2/4/2025	0.39 (J)	0.61		6.5		0.45 (J)		1.6	
2/5/2025			2.1		14		1.4		10

Prediction Limit

Constituent: Calcium (mg/L) Analysis Run 4/21/2025 1:02 PM View: Appendix III - Interwell

Plant McIntosh Client: Southern Company Data: McIntosh LF 4

	GWA-16 (bg)	GWA-14 (bg)	GWC-17 (bg)	GWA-4A (bg)	GWC-12	GWC-21	GWA-15 (bg)	GWC-20	GWC-10
4/19/2016									
4/20/2016	0.472 (J)	0.686	2.48	1.12	0.69				
4/21/2016						2.78	0.686	2.29	13.9
6/14/2016		0.62		1.1					
6/15/2016	0.42 (J)		2.2		0.69		0.61		
6/16/2016						2.9		2.4	18.9
8/9/2016	0.19 (J)	0.39	1.8				0.21 (J)		
8/10/2016					0.45	0.99		1.4	13
8/11/2016				1.9					
9/26/2016									
9/27/2016	0.39	0.52	1.9	3.4	0.61	1.3	0.4	1.4	14
9/28/2016									
11/14/2016				3.1					
11/15/2016	0.39	0.5	2.1		0.61	1.1	0.35	1.3	13
11/16/2016									
1/10/2017				1.5					
1/11/2017	0.36	0.47	2				0.34		
1/12/2017					0.6	0.93			14
1/13/2017								1.3	
1/16/2017									
1/17/2017									
2/28/2017		0.47		1.1			0.37		
3/1/2017	0.38		2.1		0.61	1		1.4	15
3/2/2017									
4/19/2017									
4/20/2017	0.41	0.5	2	0.98	0.65		0.43		
4/24/2017						1.1			14
4/25/2017								1.4	
7/13/2017									
10/10/2017				0.8					
10/11/2017	0.4	0.49	2.1				0.41		
10/12/2017					0.76	1.1		1.7	16
12/12/2017									23
12/13/2017									
1/10/2018				0.82					
1/11/2018	0.43	0.51	2.1		0.78	1	0.41		15
1/12/2018								1.7	
7/11/2018	0.45	0.47	2.1	1		1.1	0.53	1.7	
7/12/2018					0.67				27
1/29/2019	0.41	0.51	2.2	0.83			0.91	1.8	
1/30/2019					0.68	1			26
3/26/2019	0.37	0.42		0.53			0.58		
3/27/2019			2		0.62	1.1		1.5	22
9/10/2019	0.41 (J)	0.47 (J)		0.64					
9/11/2019			2		0.62	1	0.42 (J)	1.5	26
3/31/2020				0.8					
4/1/2020	0.43 (J)	0.49 (J)	2.1		0.7	1.1	2.3	1.8	21
4/2/2020									
9/15/2020	0.42 (J)	0.6	2			1.1	0.38 (J)	1.5	27
9/16/2020				0.43 (J)	0.64				
3/16/2021	0.48 (J)	0.51	2		0.62			1.4	18
3/17/2021				0.33 (J)		1.1	5.5		

Prediction Limit

Constituent: Calcium (mg/L) Analysis Run 4/21/2025 1:02 PM View: Appendix III - Interwell

Plant McIntosh Client: Southern Company Data: McIntosh LF 4

	GWA-16 (bg)	GWA-14 (bg)	GWC-17 (bg)	GWA-4A (bg)	GWC-12	GWC-21	GWA-15 (bg)	GWC-20	GWC-10
8/17/2021	0.46 (J)	0.47 (J)							
8/18/2021					0.75				23
8/19/2021			2.2	0.3 (J)		1.2	0.49 (J)	1.3	
2/22/2022	0.43 (J)	0.52	2				0.92	1.3	
2/23/2022				0.35 (J)	0.64	1.1			22
8/2/2022	0.44 (J)	0.7	2				0.42 (J)		
8/3/2022				1.1	0.82			1.4	21
8/4/2022						1.1			
2/6/2023									
2/7/2023	0.45 (J)	0.58		0.46 (J)	0.73		1.9		
2/8/2023			2.4			1		1.4	22
8/1/2023	0.43 (J)			0.53			0.51		
8/2/2023		0.5	2.3		0.71			1.3	20
8/3/2023						1			
2/6/2024	0.5	0.57	2.5	0.47 (J)			2.4		
2/7/2024						1		1.4	22
2/8/2024					0.73				
8/13/2024	0.49 (J)	0.55	2.5	0.45 (J)			0.98		
8/14/2024					0.84	1.1		1.6	23
8/15/2024									
2/3/2025				0.55					
2/4/2025	0.48 (J)	0.51	2.4				3.3		22
2/5/2025					0.7	1.2		1.4	

Prediction Limit

Constituent: Calcium (mg/L) Analysis Run 4/21/2025 1:02 PM View: Appendix III - Interwell

Plant McIntosh Client: Southern Company Data: McIntosh LF 4

	GWC-23
4/19/2016	
4/20/2016	
4/21/2016	
6/14/2016	
6/15/2016	
6/16/2016	15.6
8/9/2016	
8/10/2016	10
8/11/2016	
9/26/2016	
9/27/2016	
9/28/2016	8.5
11/14/2016	
11/15/2016	
11/16/2016	8.4
1/10/2017	
1/11/2017	
1/12/2017	
1/13/2017	
1/16/2017	
1/17/2017	3
2/28/2017	
3/1/2017	
3/2/2017	3.3
4/19/2017	
4/20/2017	
4/24/2017	
4/25/2017	2.5
7/13/2017	2.1
10/10/2017	
10/11/2017	
10/12/2017	1.5
12/12/2017	
12/13/2017	
1/10/2018	
1/11/2018	
1/12/2018	1.4
7/11/2018	
7/12/2018	1.2
1/29/2019	
1/30/2019	1.1
3/26/2019	
3/27/2019	1.4
9/10/2019	
9/11/2019	1.4
3/31/2020	
4/1/2020	1.4
4/2/2020	
9/15/2020	1.3
9/16/2020	
3/16/2021	
3/17/2021	0.99

Prediction Limit

Constituent: Calcium (mg/L) Analysis Run 4/21/2025 1:02 PM View: Appendix III - Interwell

Plant McIntosh Client: Southern Company Data: McIntosh LF 4

	GWC-23
8/17/2021	
8/18/2021	
8/19/2021	1.1
2/22/2022	
2/23/2022	0.92
8/2/2022	
8/3/2022	
8/4/2022	0.51
2/6/2023	
2/7/2023	
2/8/2023	1.2
8/1/2023	
8/2/2023	
8/3/2023	2.7
2/6/2024	
2/7/2024	1.6
2/8/2024	
8/13/2024	
8/14/2024	1.1
8/15/2024	
2/3/2025	
2/4/2025	
2/5/2025	1.2

Prediction Limit

Constituent: Chloride (mg/L) Analysis Run 4/21/2025 1:02 PM View: Appendix III - Interwell

Plant McIntosh Client: Southern Company Data: McIntosh LF 4

	GWA-2 (bg)	GWC-18 (bg)	GWC-19	GWC-9	GWA-3 (bg)	GWC-1	GWC-12	GWC-17 (bg)	GWA-16 (bg)
4/19/2016	5.01	5.03	6.1	14.4	9.4				
4/20/2016						6.68	3.61	4.25	3.92
4/21/2016									
6/14/2016	5				8.3				
6/15/2016				12		7	3.3	4.1	3.8
6/16/2016		4.7	5.7						
8/9/2016	5.1				8.6			4.5	4
8/10/2016			6.2	13		7	3.8		
8/11/2016		5.3							
9/26/2016	5.1								
9/27/2016				12	6.3	6.4	3.7	4.4	3.9
9/28/2016		5.1	6.9						
11/14/2016					6.1				
11/15/2016	5.2		7.8	11		6.6	3.9	4.5	4
11/16/2016		5.2							
1/10/2017	4.9				6.1				
1/11/2017		5						4.2	3.7
1/12/2017						7.3	3.6		
1/13/2017				11					
1/16/2017			8.6						
1/17/2017									
2/28/2017	4.7				6.2				
3/1/2017		4.6	8.3	11		7.5	3.4	3.9	3.5
3/2/2017									
4/19/2017	4.4				5				
4/20/2017						6.8	3.5	4	3.6
4/24/2017				9.3					
4/25/2017		4.6	8.4						
7/13/2017									
10/10/2017	4.7								
10/11/2017					4.1	7		4.1	3.5
10/12/2017		4.6	8.7	9.8			3.5		
12/12/2017				10					
1/10/2018	4.6				4.2				
1/11/2018						7.5	3.4	4.1	3.4
1/12/2018		4.5	9	9					
7/11/2018	5	4.9	9.1		4.3			4.4	3.7
7/12/2018				9.4		7	3.7		
9/13/2018				9.1					
1/29/2019	5		8.2		4			4.5	3.8
1/30/2019		4.8		9.1		6.8	3.7		
3/26/2019									3.6
3/27/2019	4.5	4.3	7.5	10	3.5	6.8	3.3	4.1	
6/17/2019				9.4					
9/10/2019									3.7
9/11/2019	4.8	4.5	7.7	9.3	3.5	6	3.5	4.3	
3/31/2020									
4/1/2020	4.9	4.7	7.3	9.7	3.7	5.9	3.7	4.6	3.8
4/2/2020									
6/30/2020				11					
9/15/2020	4.9	4.4			3.4	6.1		4.3	3.7
9/16/2020			6.5	8.6			3.5		

Prediction Limit

Constituent: Chloride (mg/L) Analysis Run 4/21/2025 1:02 PM View: Appendix III - Interwell

Plant McIntosh Client: Southern Company Data: McIntosh LF 4

	GWA-2 (bg)	GWC-18 (bg)	GWC-19	GWC-9	GWA-3 (bg)	GWC-1	GWC-12	GWC-17 (bg)	GWA-16 (bg)
3/16/2021	4.9		6.5		3.6	5.8	3.8	4.9	4.1
3/17/2021		4.7		9.5					
8/17/2021	5.4				3.5				4
8/18/2021						5.3	3.9		
8/19/2021		5.1	6.7	7.9				4.8	
2/22/2022	4.6				3.4			4.5	3.7
2/23/2022		5	5.8	9.9		5.6	4.1		
8/2/2022	4.7	4.6			3.5			4.7	3.9
8/3/2022			5.9	8.6		5.5	3.9		
8/4/2022									
2/6/2023									
2/7/2023	4.2	4.3			3.1	4.5	3.5		3.7
2/8/2023			5.2	7.4				4.5	
8/1/2023	4.4								3.9
8/2/2023		4.7	5.4	7.6	2.9	5.1	3.6	4.8	
8/3/2023									
2/6/2024	4.4				3.3			4.7	3.8
2/7/2024		4.5	5.1	7.3		4.1			
2/8/2024							3.6		
8/13/2024					2.9			5	4.1
8/14/2024		4.9	5.2	7.9		4.1	3.9		
8/15/2024	4.2								
2/3/2025									
2/4/2025	4.1		5.7		2.9			5.2	4.1
2/5/2025		4.8		8.8		4.4	3.8		

Prediction Limit

Constituent: Chloride (mg/L) Analysis Run 4/21/2025 1:02 PM View: Appendix III - Interwell

Plant McIntosh Client: Southern Company Data: McIntosh LF 4

	GWA-14 (bg)	GWA-13 (bg)	GWA-5 (bg)	GWA-4A (bg)	GWC-11	GWC-21	GWA-15 (bg)	GWC-20	GWC-10
4/19/2016									
4/20/2016	4.55	3.49	3.69	2.93	4.9				
4/21/2016						6.08	3.99	11.6	6.41
6/14/2016	4.3	3.4	3.5	2.9					
6/15/2016					4.6		3.5		
6/16/2016						5.8		10	6
8/9/2016	4.5	3.7	3.7				4		
8/10/2016					5.1	6.5		10	6.8
8/11/2016				3.6					
9/26/2016									
9/27/2016	4.4	3.8	3.6	3.4	4.9	6.4	3.9	8.9	6.1
9/28/2016									
11/14/2016				4.2					
11/15/2016	4.5	3.8	3.7		5	6.4	4	8.5	6.7
11/16/2016									
1/10/2017				3.6					
1/11/2017	4.3		3.5				3.8		
1/12/2017		3.5			4.7	6.3			6.5
1/13/2017								8.3	
1/16/2017									
1/17/2017									
2/28/2017	4	3.6	3.3	3.3			3.5		
3/1/2017					4.4	5.9		7.9	6.3
3/2/2017									
4/19/2017									
4/20/2017	4	3.4	3.3	3.5			3.3		
4/24/2017					4.4	5.9			6.1
4/25/2017								8.2	
7/13/2017									
10/10/2017				3.9					
10/11/2017	4	3.4	3.2		4.5		3.5		
10/12/2017						6.1		9.1	6
12/12/2017									
1/10/2018		3.4	3.2	3.3					
1/11/2018	3.9				4.3	5.8	3.4		5.9
1/12/2018								9	
7/11/2018	4.2	3.4	3.5	3.2		6.4	3.8	9.9	
7/12/2018					4.3				5.1
9/13/2018								8.9	
1/29/2019	4	3.6	3.6	3.4			3.7	8.8	
1/30/2019					4.6	6.7			5.6
3/26/2019	4.1	3.5	3.6	3.7			3.8		
3/27/2019					4	6.3		8.9	5.3
6/17/2019									
9/10/2019	4	3.3	3.5	3.6					
9/11/2019					4.4	6.7	3.7	8.7	5.4
3/31/2020		3.7	4.1	4.9					
4/1/2020	4.2					6.5	3.8	8.6	6.9
4/2/2020					4.6				
6/30/2020									
9/15/2020	4.3	3.5	18 (O)		4.1	6.5	3.6	8.7	6.2
9/16/2020				3.5					

Prediction Limit

Constituent: Chloride (mg/L) Analysis Run 4/21/2025 1:02 PM View: Appendix III - Interwell

Plant McIntosh Client: Southern Company Data: McIntosh LF 4

	GWA-14 (bg)	GWA-13 (bg)	GWA-5 (bg)	GWA-4A (bg)	GWC-11	GWC-21	GWA-15 (bg)	GWC-20	GWC-10
3/16/2021	4.1	4						8	7.2
3/17/2021			4.2	4.5	4.6	6.7	4		
8/17/2021	4.3								
8/18/2021		4.1			5.2				6.8
8/19/2021			4.3	3.5		6.7	4.3	8.8	
2/22/2022	4	3.8	3.8				3.7	7.7	
2/23/2022				3.7	4.8	7.3			6.8
8/2/2022	4.3	3.7	4		4.6		3.7		
8/3/2022				3.4				7.3	6.4
8/4/2022						6.7			
2/6/2023		3.3							
2/7/2023	4		3.8	3.2			3.6		
2/8/2023					4.3	5.9		6.8	5.6
8/1/2023		3.4	3.9	3.4			3.6		
8/2/2023	4				4.7			7.3	5.8
8/3/2023						6			
2/6/2024	3.9	3.4	3.9	3.5			3.5		
2/7/2024					4.6	5.9		7.3	5.2
2/8/2024									
8/13/2024	4.2	3.5	4.1	3.7			3.8		
8/14/2024					5	6.1		7.5	5.5
8/15/2024									
2/3/2025				4.1					
2/4/2025	4.2 (F1)	3.8	4.4				3.9		5.9
2/5/2025					5	6.1		8.6	

Prediction Limit

Constituent: Chloride (mg/L) Analysis Run 4/21/2025 1:02 PM View: Appendix III - Interwell

Plant McIntosh Client: Southern Company Data: McIntosh LF 4

	GWC-23
4/19/2016	
4/20/2016	
4/21/2016	
6/14/2016	
6/15/2016	
6/16/2016	5.1
8/9/2016	
8/10/2016	4.4
8/11/2016	
9/26/2016	
9/27/2016	
9/28/2016	4
11/14/2016	
11/15/2016	
11/16/2016	4.1
1/10/2017	
1/11/2017	
1/12/2017	
1/13/2017	
1/16/2017	
1/17/2017	4.3
2/28/2017	
3/1/2017	
3/2/2017	4
4/19/2017	
4/20/2017	
4/24/2017	
4/25/2017	4.1
7/13/2017	4.2
10/10/2017	
10/11/2017	
10/12/2017	4.3
12/12/2017	
1/10/2018	
1/11/2018	
1/12/2018	4.3
7/11/2018	
7/12/2018	4.9
9/13/2018	
1/29/2019	
1/30/2019	7.4
3/26/2019	
3/27/2019	4.2
6/17/2019	
9/10/2019	
9/11/2019	4.6
3/31/2020	
4/1/2020	4.9
4/2/2020	
6/30/2020	
9/15/2020	5
9/16/2020	

Prediction Limit

Constituent: Chloride (mg/L) Analysis Run 4/21/2025 1:02 PM View: Appendix III - Interwell

Plant McIntosh Client: Southern Company Data: McIntosh LF 4

	GWC-23
3/16/2021	
3/17/2021	5.5
8/17/2021	
8/18/2021	
8/19/2021	6
2/22/2022	
2/23/2022	5.2
8/2/2022	
8/3/2022	
8/4/2022	5.5
2/6/2023	
2/7/2023	
2/8/2023	4.9
8/1/2023	
8/2/2023	
8/3/2023	5
2/6/2024	
2/7/2024	4.9
2/8/2024	
8/13/2024	
8/14/2024	5
8/15/2024	
2/3/2025	
2/4/2025	
2/5/2025	5.4

Prediction Limit

Constituent: Fluoride (mg/L) Analysis Run 4/21/2025 1:02 PM View: Appendix III - Interwell

Plant McIntosh Client: Southern Company Data: McIntosh LF 4

	GWA-2 (bg)	GWC-18 (bg)	GWC-19	GWA-3 (bg)	GWC-9	GWC-17 (bg)	GWC-11	GWA-16 (bg)	GWC-12
4/19/2016	0.03 (J)	0.706	0.122 (J)	0.022 (J)	0.02 (J)				
4/20/2016						0.147 (J)	0.383	0.022 (J)	0.026 (J)
4/21/2016									
6/14/2016	0.02 (J)			<0.1					
6/15/2016					<0.1	0.1 (J)	0.28 (J)	<0.1	<0.1
6/16/2016		0.56	0.08 (J)						
8/9/2016	<0.1			<0.1		0.16 (J)		<0.1	
8/10/2016			0.14 (J)		<0.1		0.42		<0.1
8/11/2016		0.74							
9/26/2016	<0.1								
9/27/2016				<0.1	<0.1	0.14 (J)	0.39	<0.1	<0.1
9/28/2016		0.7	0.11 (J)						
11/14/2016				<0.1					
11/15/2016	<0.1		0.13 (J)		<0.1	0.16 (J)	0.43	<0.1	<0.1
11/16/2016		0.71							
1/10/2017	<0.1			<0.1					
1/11/2017		0.51				0.16 (J)		<0.1	
1/12/2017							0.41		<0.1
1/13/2017					<0.1				
1/16/2017			0.11 (J)						
1/17/2017									
2/28/2017	0.11 (J)			0.1 (J)					
3/1/2017		0.61	0.18 (J)		0.1 (J)	0.22	0.39	0.1 (J)	0.11 (J)
3/2/2017									
4/19/2017	<0.1			<0.1					
4/20/2017						0.12 (J)		<0.1	<0.1
4/24/2017					<0.1		0.37		
4/25/2017		0.65	0.087 (J)						
7/13/2017									
10/10/2017	<0.1								
10/11/2017				<0.1		0.11 (J)	0.39	<0.1	
10/12/2017		0.6	0.087 (J)		<0.1				<0.1
12/13/2017		0.61					0.48		
1/10/2018	<0.1			<0.1					
1/11/2018						0.12 (J)	0.31	<0.1	<0.1
1/12/2018		0.55	0.083 (J)		<0.1				
7/11/2018	<0.1	0.59	0.091 (J)	<0.1		0.13 (J)		<0.1	
7/12/2018					<0.1		0.25		<0.1
1/29/2019	<0.1		0.074 (J)	<0.1		0.13 (J)		<0.1	
1/30/2019		0.65			<0.1		0.35		<0.1
3/26/2019								<0.1	
3/27/2019	<0.1	0.49	0.072 (J)	<0.1	<0.1	0.1 (J)	0.24		<0.1
9/10/2019								0.035 (J)	
9/11/2019	0.037 (J)	0.47	0.08 (J)	0.033 (J)	0.034 (J)	0.099 (J)	0.26		0.036 (J)
3/31/2020									
4/1/2020	<0.1	0.59	0.11	<0.1	0.051 (J)	0.15		<0.1	<0.1
4/2/2020							0.26		
9/15/2020	0.029 (J)	0.49		<0.1		0.099 (J)	0.21	<0.1	
9/16/2020			0.076 (J)		<0.1				<0.1
3/16/2021	0.033 (J)		0.092 (J)	<0.1		0.13		<0.1	<0.1
3/17/2021		0.54			0.035 (J)		0.28		
8/17/2021	0.073 (J)			0.043 (J)				0.072 (J)	

ND substitution: RL or RL/2 if <15% NDs.

Prediction Limit

Constituent: Fluoride (mg/L) Analysis Run 4/21/2025 1:02 PM View: Appendix III - Interwell

Plant McIntosh Client: Southern Company Data: McIntosh LF 4

	GWA-2 (bg)	GWC-18 (bg)	GWC-19	GWA-3 (bg)	GWC-9	GWC-17 (bg)	GWC-11	GWA-16 (bg)	GWC-12
8/18/2021							0.35		<0.1
8/19/2021		0.62	0.11		0.064 (J)	0.15			
2/22/2022	<0.1			<0.1		0.062 (J)		<0.1	
2/23/2022		0.66	0.11		0.049 (J)		0.36		0.043 (J)
8/2/2022	<0.1	0.54		<0.1		0.12	0.28	<0.1	
8/3/2022			0.096 (J)		0.059 (J)				<0.1
8/4/2022									
2/6/2023									
2/7/2023	0.048 (J)	0.53		<0.1				<0.1	<0.1
2/8/2023			0.1		0.061 (J)	0.13	0.31		
8/1/2023	0.04 (J)							<0.1	
8/2/2023		0.54	0.13	<0.1	0.086 (J)	0.17	0.3		<0.1
8/3/2023									
2/6/2024	0.083 (J)			0.046 (J)		0.15		<0.1	
2/7/2024		0.53	0.11		0.073 (J)		0.31		
2/8/2024									<0.1
8/13/2024				<0.1		0.063 (J)		<0.1	
8/14/2024		0.43	<0.1		<0.1		0.18		<0.1
8/15/2024	<0.1								
2/3/2025									
2/4/2025	<0.1		<0.1	<0.1		<0.1		<0.1	
2/5/2025		0.38			<0.1		<0.1		<0.1

ND substitution: RL or RL/2 if <15% NDs.

Prediction Limit

Constituent: Fluoride (mg/L) Analysis Run 4/21/2025 1:02 PM View: Appendix III - Interwell

Plant McIntosh Client: Southern Company Data: McIntosh LF 4

	GWA-14 (bg)	GWA-13 (bg)	GWA-5 (bg)	GWA-4A (bg)	GWC-1	GWC-21	GWC-20	GWA-15 (bg)	GWC-10
4/19/2016									
4/20/2016	0.021 (J)	0.018 (J)	0.032 (J)	0.028 (J)	0.04 (J)				
4/21/2016						0.022 (J)	0.06 (J)	0.019 (J)	0.217 (J)
6/14/2016	<0.1	<0.1	<0.1	<0.1					
6/15/2016					<0.1			<0.1	
6/16/2016						<0.1	<0.1		0.13 (J)
8/9/2016	<0.1	<0.1	<0.1					<0.1	
8/10/2016					<0.1	<0.1	<0.1		0.21
8/11/2016				<0.1					
9/26/2016									
9/27/2016	<0.1	<0.1	<0.1	<0.1	<0.1	<0.1	<0.1	<0.1	0.17 (J)
9/28/2016									
11/14/2016				<0.1					
11/15/2016	<0.1	<0.1	<0.1		<0.1	<0.1	<0.1	<0.1	0.22
11/16/2016									
1/10/2017				<0.1					
1/11/2017	<0.1		<0.1					<0.1	
1/12/2017		<0.1			<0.1	<0.1			0.12 (J)
1/13/2017							0.083 (J)		
1/16/2017									
1/17/2017									
2/28/2017	0.1 (J)	0.097 (J)	0.11 (J)	0.1 (J)				0.1 (J)	
3/1/2017					0.11 (J)	0.1 (J)	0.12 (J)		0.25
3/2/2017									
4/19/2017									
4/20/2017	<0.1	<0.1	<0.1	<0.1	<0.1			<0.1	
4/24/2017						<0.1			0.18 (J)
4/25/2017							<0.1		
7/13/2017									
10/10/2017				<0.1					
10/11/2017	<0.1	<0.1	<0.1		<0.1			<0.1	
10/12/2017						<0.1	<0.1		0.18 (J)
12/13/2017									
1/10/2018		<0.1	<0.1	<0.1					
1/11/2018	<0.1				<0.1	<0.1		<0.1	0.15 (J)
1/12/2018							<0.1		
7/11/2018	<0.1	<0.1	<0.1	<0.1		<0.1	<0.1	<0.1	
7/12/2018					<0.1				0.13 (J)
1/29/2019	<0.1	<0.1	<0.1	<0.1			0.031 (J)	<0.1	
1/30/2019					0.04 (J)	<0.1			0.23
3/26/2019	<0.1	<0.1	0.028 (J)	<0.1				<0.1	
3/27/2019					0.029 (J)	<0.1	0.034 (J)		0.12 (J)
9/10/2019	0.032 (J)	0.034 (J)	0.037 (J)	0.044 (J)					
9/11/2019					0.036 (J)	0.032 (J)	0.045 (J)	0.032 (J)	0.1
3/31/2020		0.046 (J)	0.061 (J)	0.043 (J)					
4/1/2020	0.048 (J)				<0.1	0.04 (J)	0.082 (J)	0.05 (J)	0.26
4/2/2020									
9/15/2020	<0.1	<0.1	<0.1		<0.1	<0.1	0.032 (J)	<0.1	0.11
9/16/2020				<0.1					
3/16/2021	<0.1	<0.1			<0.1		0.04 (J)		0.18
3/17/2021			0.026 (J)	<0.1		<0.1		<0.1	
8/17/2021	0.045 (J)								

ND substitution: RL or RL/2 if <15% NDs.

Prediction Limit

Constituent: Fluoride (mg/L) Analysis Run 4/21/2025 1:02 PM View: Appendix III - Interwell

Plant McIntosh Client: Southern Company Data: McIntosh LF 4

	GWA-14 (bg)	GWA-13 (bg)	GWA-5 (bg)	GWA-4A (bg)	GWC-1	GWC-21	GWC-20	GWA-15 (bg)	GWC-10
8/18/2021		<0.1			<0.1				0.081 (J)
8/19/2021			0.035 (J)	<0.1		<0.1	0.044 (J)	0.035 (J)	
2/22/2022	<0.1	<0.1	<0.1				0.033 (J)	<0.1	
2/23/2022				<0.1	<0.1	0.037 (J)			0.13
8/2/2022	<0.1	<0.1	<0.1					<0.1	
8/3/2022				<0.1	<0.1		0.052 (J)		0.098 (J)
8/4/2022						<0.1			
2/6/2023		<0.1							
2/7/2023	<0.1		<0.1	<0.1	<0.1			<0.1	
2/8/2023						<0.1	0.052 (J)		0.1
8/1/2023		<0.1	<0.1	<0.1				<0.1	
8/2/2023	<0.1				<0.1		0.05 (J)		0.13
8/3/2023						<0.1			
2/6/2024	<0.1	0.041 (J)	0.04 (J)	0.042 (J)				<0.1	
2/7/2024					0.042 (J)	<0.1	0.056 (J)		0.13
2/8/2024									
8/13/2024	<0.1	<0.1	<0.1	<0.1				<0.1	
8/14/2024					<0.1	<0.1	<0.1		<0.1
8/15/2024									
2/3/2025				<0.1					
2/4/2025	<0.1	<0.1	<0.1					<0.1	<0.1
2/5/2025					<0.1	<0.1	<0.1		

ND substitution: RL or RL/2 if <15% NDs.

Prediction Limit

Constituent: Fluoride (mg/L) Analysis Run 4/21/2025 1:02 PM View: Appendix III - Interwell

Plant McIntosh Client: Southern Company Data: McIntosh LF 4

	GWC-23
4/19/2016	
4/20/2016	
4/21/2016	
6/14/2016	
6/15/2016	
6/16/2016	0.04 (J)
8/9/2016	
8/10/2016	<0.1
8/11/2016	
9/26/2016	
9/27/2016	
9/28/2016	0.097 (J)
11/14/2016	
11/15/2016	
11/16/2016	0.092 (J)
1/10/2017	
1/11/2017	
1/12/2017	
1/13/2017	
1/16/2017	
1/17/2017	<0.1
2/28/2017	
3/1/2017	
3/2/2017	0.12 (J)
4/19/2017	
4/20/2017	
4/24/2017	
4/25/2017	<0.1
7/13/2017	<0.1
10/10/2017	
10/11/2017	
10/12/2017	<0.1
12/13/2017	
1/10/2018	
1/11/2018	
1/12/2018	<0.1
7/11/2018	
7/12/2018	<0.1
1/29/2019	
1/30/2019	<0.1
3/26/2019	
3/27/2019	0.027 (J)
9/10/2019	
9/11/2019	0.041 (J)
3/31/2020	
4/1/2020	0.05 (J)
4/2/2020	
9/15/2020	0.028 (J)
9/16/2020	
3/16/2021	
3/17/2021	<0.1
8/17/2021	

Prediction Limit

Constituent: Fluoride (mg/L) Analysis Run 4/21/2025 1:02 PM View: Appendix III - Interwell

Plant McIntosh Client: Southern Company Data: McIntosh LF 4

	GWC-23
8/18/2021	
8/19/2021	<0.1
2/22/2022	
2/23/2022	0.03 (J)
8/2/2022	
8/3/2022	
8/4/2022	<0.1
2/6/2023	
2/7/2023	
2/8/2023	<0.1
8/1/2023	
8/2/2023	
8/3/2023	0.063 (J)
2/6/2024	
2/7/2024	<0.1
2/8/2024	
8/13/2024	
8/14/2024	<0.1
8/15/2024	
2/3/2025	
2/4/2025	
2/5/2025	<0.1

Prediction Limit

Constituent: pH, Field (SU) Analysis Run 4/21/2025 1:02 PM View: Appendix III - Interwell

Plant McIntosh Client: Southern Company Data: McIntosh LF 4

	GWA-3 (bg)	GWC-12	GWA-5 (bg)	GWA-2 (bg)	GWC-9	GWA-4A (bg)	GWC-11	GWC-10	GWC-1
6/19/2015	5.23	5.05	5.95						
6/20/2015				4.69	4.7	4.92	6.13	6.28	4.87
12/14/2015									
12/15/2015									
4/19/2016	4.92			4.99	4.98				
4/20/2016		5.17	5.85			4.9	6.28		5.43
4/21/2016								6.21	
6/14/2016	4.89		5.53	4.98		4.9			
6/15/2016		5.12			5.2		6.55		5.28
6/16/2016								6.27	
8/9/2016	4.92		5.44	4.72					
8/10/2016		5.12			4.78		6.22	6.12	5.15
8/11/2016						5.37			
9/26/2016				4.74					
9/27/2016	5.25	5.19	5.59		4.91	5.89	6.33	6.29	5.19
9/28/2016									
11/14/2016	4.96					5.94			
11/15/2016		5.14	5.58	4.8	4.81		6.28	6.12	5.2
11/16/2016									
1/10/2017	4.21			4.59		5.44			
1/11/2017			5.56						
1/12/2017		5.13					6.26	6.23	5.27
1/13/2017					5.28				
1/16/2017									
1/17/2017									
2/28/2017	4.95		5.53	4.91		5.49			
3/1/2017		5.05			4.81		6.41	6.15	5.31
3/2/2017									
4/19/2017	5.12			4.98					
4/20/2017		5.15	5.63			5.51			5.29
4/24/2017					4.99		6.26	6.8	
4/25/2017									
7/13/2017									
7/17/2017				4.61					
7/18/2017	4.89		5.51			5.26			
7/19/2017									
7/20/2017		5.04							
7/24/2017					4.82		6.27	6.19	
7/25/2017									
10/10/2017				4.93		5.28			
10/11/2017	4.96						6.35		5.25
10/12/2017		5.03			4.85			6.11	
10/17/2017									
12/12/2017					5.17			7.28	
12/13/2017							6.84		
1/10/2018	4.93		5.59	4.78		5.05			
1/11/2018		5.13					6.15	6.32	5.02
1/12/2018					4.83				
7/11/2018	4.87		5.49	4.75		4.53			
7/12/2018		5.09			4.8		6.63	6.7	5.04
1/29/2019	4.98		5.39	4.91		4.66			
1/30/2019		5.01			4.88		6.09	6.2	5.21

Prediction Limit

Constituent: pH, Field (SU) Analysis Run 4/21/2025 1:02 PM View: Appendix III - Interwell

Plant McIntosh Client: Southern Company Data: McIntosh LF 4

	GWA-3 (bg)	GWC-12	GWA-5 (bg)	GWA-2 (bg)	GWC-9	GWA-4A (bg)	GWC-11	GWC-10	GWC-1
3/26/2019			5.45			4.72			
3/27/2019	4.8	4.93		4.69	4.75		6.32	6.54	5.15
9/10/2019			5.71			4.72			
9/11/2019	5.03	5.04		4.77	4.8		6.37	6.63	4.8
3/31/2020			5.45			5.06			
4/1/2020	4.92	5.05		4.77	4.93			6.52	5
4/2/2020							6.38		
6/30/2020					4.52				
9/15/2020	4.72		5.27	4.52			6.62	6.66	4.76
9/16/2020		4.91			4.74	4.87			
3/16/2021	4.91	4.97		4.76				6.48	4.89
3/17/2021			4.8		4.69	4.9	6.58		
8/17/2021	4.82			4.62					
8/18/2021		5.01					6.54	6.32	4.89
8/19/2021			5.23		4.89	4.86			
2/22/2022	4.9		5.34	4.69					
2/23/2022		5.1			5.07	4.8	6.28	6.46	4.92
8/2/2022	4.75		5.23	4.57			6.4		
8/3/2022		4.98			5.29	4.79		6.34	4.83
8/4/2022									
2/6/2023									
2/7/2023	4.91	5.07	5.17	4.73		4.84			5.07
2/8/2023					5.31		6.24	6.31	
8/1/2023			4.89	4.37		4.53			
8/2/2023	4.71	4.79			5.16		6.32	6.28	4.73
8/3/2023									
2/6/2024	5.02		5.33	4.68		4.83			
2/7/2024					5.43		6.04	6.46	4.96
2/8/2024		5.13							
8/13/2024	5		5.07			5.05			
8/14/2024		4.91			5.15		6.34	6.31	4.79
8/15/2024				4.62					
2/3/2025						4.97			
2/4/2025	5.07		5.15	4.81				6.68	
2/5/2025		5.71			5.38		6.39		5.14

Prediction Limit

Constituent: pH, Field (SU) Analysis Run 4/21/2025 1:02 PM View: Appendix III - Interwell

Plant McIntosh Client: Southern Company Data: McIntosh LF 4

	GWC-18 (bg)	GWC-17 (bg)	GWC-21	GWC-20	GWA-16 (bg)	GWA-13 (bg)	GWC-19	GWA-14 (bg)	GWA-15 (bg)
6/19/2015									
6/20/2015									
12/14/2015	7.1	5.19	5.84	5.24	5.26				
12/15/2015						5.13	5.98	5.24	5.2
4/19/2016	6.87						5.98		
4/20/2016		5.26			5.16	5.16		5.41	
4/21/2016			5.43	4.88					5.18
6/14/2016						5.35		5.74	
6/15/2016		5.12			5.04				5.47
6/16/2016	6.84		5.23	4.85			5.85		
8/9/2016		5.09			5.07	4.89		5.41	5.01
8/10/2016			5.11	4.84			5.79		
8/11/2016	6.42								
9/26/2016									
9/27/2016		5.32	5.06	5.32	5.11	5.02		5.42	5.22
9/28/2016	6.57						5.9		
11/14/2016									
11/15/2016		5.25	5.01	4.97	5.11	5.04	5.66	5.33	5.07
11/16/2016	6.51								
1/10/2017									
1/11/2017	6.43	5.23			5.07			5.32	5
1/12/2017			4.99			5.19			
1/13/2017				4.97					
1/16/2017							5.65		
1/17/2017									
2/28/2017						4.86		5.32	5.1
3/1/2017	6.48	5.25	5		5.14		5.62		
3/2/2017									
4/19/2017									
4/20/2017		5.36			5.05	5.01		5.31	5.12
4/24/2017			5.8						
4/25/2017	6.58			4.91			5.59		
7/13/2017									
7/17/2017									
7/18/2017						4.88			
7/19/2017		5.12			4.95			5.19	4.84
7/20/2017									
7/24/2017									
7/25/2017	6.37		4.92	4.89			5.55		
10/10/2017									
10/11/2017		5.23			5.17	4.93		5.27	4.95
10/12/2017	6.53		4.89				5.68		
10/17/2017				4.97					
12/12/2017							5.54		
12/13/2017	6.37								
1/10/2018						4.9			
1/11/2018		5.28	4.98		4.97			5.15	5.01
1/12/2018	6.47			4.97					
7/11/2018	6.18	5.23	4.96	4.89	5.07	4.99	5.6	5.25	5.01
7/12/2018									
1/29/2019		5.35		4.94	4.83	4.82	5.58	5.25	5.18
1/30/2019	5.93		4.65	4.94					

Prediction Limit

Constituent: pH, Field (SU) Analysis Run 4/21/2025 1:02 PM View: Appendix III - Interwell

Plant McIntosh Client: Southern Company Data: McIntosh LF 4

	GWC-18 (bg)	GWC-17 (bg)	GWC-21	GWC-20	GWA-16 (bg)	GWA-13 (bg)	GWC-19	GWA-14 (bg)	GWA-15 (bg)
3/26/2019					4.95	5.07		5.29	5.04
3/27/2019	6.11	5.25	4.96	4.94			5.59		
9/10/2019					5.12	5		5.18	
9/11/2019	6.3	5.16	4.99	4.96			5.58		5.28
3/31/2020						5.1			
4/1/2020	6.15	5.3	5.04	5.03	4.95		5.67	5.26	5.35
4/2/2020									
6/30/2020									
9/15/2020	6.13	5.29	4.86	4.96	5.02	5.07		5.83	4.92
9/16/2020							5.43		
3/16/2021		4.83		4.78	4.68	4.47	5.45	4.76	
3/17/2021	5.99		4.8						5.41
8/17/2021					4.95			5.12	
8/18/2021						4.93			
8/19/2021	6.17	5.29	4.81	4.91			5.69		4.92
2/22/2022		5.29		5.02	4.98	4.91		5.2	5.15
2/23/2022	6.2		4.87				5.63		
8/2/2022	6.41	5.18			4.93	4.86		5.05	4.9
8/3/2022				4.98			5.62		
8/4/2022			4.83						
2/6/2023						4.75			
2/7/2023	6.47				4.88			5.03	5.19
2/8/2023		5.31	4.85	4.84			5.59		
8/1/2023					4.47	4.53			4.58
8/2/2023	6.28	4.99		4.72			5.42	4.82	
8/3/2023			4.61						
2/6/2024		5.19			5	4.84		5.23	5.35
2/7/2024	6.31		4.77	4.99			5.6		
2/8/2024									
8/13/2024		5.02			4.9	4.55		4.97	4.73
8/14/2024	6.75		4.64	4.75			5.65		
8/15/2024									
2/3/2025									
2/4/2025		5.26			4.99	4.87	5.72	5.26	5.5
2/5/2025	6.74		4.86	5.02					

Prediction Limit

Constituent: pH, Field (SU) Analysis Run 4/21/2025 1:02 PM View: Appendix III - Interwell

Plant McIntosh Client: Southern Company Data: McIntosh LF 4

	GWC-23
6/19/2015	
6/20/2015	
12/14/2015	
12/15/2015	
4/19/2016	
4/20/2016	
4/21/2016	
6/14/2016	
6/15/2016	
6/16/2016	6.74
8/9/2016	
8/10/2016	6.34
8/11/2016	
9/26/2016	
9/27/2016	
9/28/2016	6.29
11/14/2016	
11/15/2016	
11/16/2016	6.18
1/10/2017	
1/11/2017	
1/12/2017	
1/13/2017	
1/16/2017	
1/17/2017	5.68
2/28/2017	
3/1/2017	
3/2/2017	5.75
4/19/2017	
4/20/2017	
4/24/2017	
4/25/2017	5.65
7/13/2017	5.65
7/17/2017	
7/18/2017	
7/19/2017	
7/20/2017	
7/24/2017	
7/25/2017	5.24
10/10/2017	
10/11/2017	
10/12/2017	5.37
10/17/2017	
12/12/2017	
12/13/2017	
1/10/2018	
1/11/2018	
1/12/2018	5.35
7/11/2018	
7/12/2018	5.21
1/29/2019	
1/30/2019	5.14

Prediction Limit

Constituent: pH, Field (SU) Analysis Run 4/21/2025 1:02 PM View: Appendix III - Interwell

Plant McIntosh Client: Southern Company Data: McIntosh LF 4

	GWC-23
3/26/2019	
3/27/2019	5.3
9/10/2019	
9/11/2019	5.24
3/31/2020	
4/1/2020	5.23
4/2/2020	
6/30/2020	
9/15/2020	5.18
9/16/2020	
3/16/2021	
3/17/2021	4.97
8/17/2021	
8/18/2021	
8/19/2021	5.16
2/22/2022	
2/23/2022	5.11
8/2/2022	
8/3/2022	
8/4/2022	5.12
2/6/2023	
2/7/2023	
2/8/2023	5.08
8/1/2023	
8/2/2023	
8/3/2023	5.13
2/6/2024	
2/7/2024	5.22
2/8/2024	
8/13/2024	
8/14/2024	4.87
8/15/2024	
2/3/2025	
2/4/2025	
2/5/2025	5.24

Prediction Limit

Constituent: TDS (mg/L) Analysis Run 4/21/2025 1:02 PM View: Appendix III - Interwell

Plant McIntosh Client: Southern Company Data: McIntosh LF 4

	GWA-2 (bg)	GWA-3 (bg)	GWC-9	GWC-19	GWC-18 (bg)	GWA-13 (bg)	GWC-1	GWA-5 (bg)	GWC-11
4/19/2016	<10	<10	49	34	106				
4/20/2016						<10	<10	<10	32
4/21/2016									
6/14/2016	55	46				47		62	
6/15/2016			84				52		81
6/16/2016				34	150				
8/9/2016	6	18				10		6	
8/10/2016			44	32			10		64
8/11/2016					78				
9/26/2016	24								
9/27/2016		30	30			16	30	10	60
9/28/2016				13	43				
11/14/2016		26							
11/15/2016	38		32	64		4 (J)	32	32	72
11/16/2016					140				
1/10/2017	18	18							
1/11/2017					64			12	
1/12/2017						26	52		84
1/13/2017			54						
1/16/2017				12					
1/17/2017									
2/28/2017	12	22				6		<10	
3/1/2017			34	72	88		44		64
3/2/2017									
4/19/2017	14	14							
4/20/2017						<10	20	34	
4/24/2017			<10						46
4/25/2017				62	92				
7/13/2017									
10/10/2017	10								
10/11/2017		30				32	54	40	88
10/12/2017			20	38	54				
12/12/2017									
12/13/2017									68
1/10/2018	6	28				10		48	
1/11/2018							100		10
1/12/2018			48	81	110				
7/11/2018	16	12		38	16	28		22	
7/12/2018			42				24		94
1/29/2019	36	27		62		24		34	
1/30/2019			42		100		55		89
3/26/2019						<10		21	
3/27/2019	36	35	34	61	79		26		79
9/10/2019						21		13	
9/11/2019	28	15	43	49	45		49		39
3/31/2020						17		28	
4/1/2020	32	20	36	52	73		39		
4/2/2020									63
9/15/2020	22	<10			64	17	25	23	82
9/16/2020			<10	60					
3/16/2021	24	25		65		23	29		
3/17/2021			40		59			31	81

ND substitution: RL or RL/2 if <15% NDs.

Prediction Limit

Constituent: TDS (mg/L) Analysis Run 4/21/2025 1:02 PM View: Appendix III - Interwell

Plant McIntosh Client: Southern Company Data: McIntosh LF 4

	GWA-2 (bg)	GWA-3 (bg)	GWC-9	GWC-19	GWC-18 (bg)	GWA-13 (bg)	GWC-1	GWA-5 (bg)	GWC-11
8/17/2021	48	21							
8/18/2021						21	33		97
8/19/2021			37	57	71			20	
2/22/2022	27	16				17		21	
2/23/2022			30	41	54		31		70
8/2/2022	12	11			39	<10		11	35
8/3/2022			42	50			33		
8/4/2022									
2/6/2023						19			
2/7/2023	32	25			90		34	24	
2/8/2023			44	54					71
8/1/2023	26					35		19	
8/2/2023		31	45	51	89		35		79
8/3/2023									
2/6/2024	34	22				23		25	
2/7/2024			50	48	88		33		73
2/8/2024									
8/13/2024		36				28		25	
8/14/2024			42	47	89		33		77
8/15/2024	32								
2/3/2025									
2/4/2025	31	22		48		28		20	
2/5/2025			40		76		39		86

ND substitution: RL or RL/2 if <15% NDs.

Prediction Limit

Constituent: TDS (mg/L) Analysis Run 4/21/2025 1:02 PM View: Appendix III - Interwell

Plant McIntosh Client: Southern Company Data: McIntosh LF 4

	GWA-16 (bg)	GWA-14 (bg)	GWC-17 (bg)	GWA-4A (bg)	GWC-12	GWC-21	GWA-15 (bg)	GWC-20	GWC-10
4/19/2016									
4/20/2016	<10	<10	29	<10	41				
4/21/2016						<10	<10	28	49
6/14/2016		65		67					
6/15/2016	67		85		27		58		
6/16/2016						30		42	109
8/9/2016	4 (J)	24	<10				6		
8/10/2016					6	<10		6	58
8/11/2016				<10					
9/26/2016									
9/27/2016	18	14	6	28	16	14	16	20	100
9/28/2016									
11/14/2016				48					
11/15/2016	26	18	24		22	58	18	82	94
11/16/2016									
1/10/2017				22					
1/11/2017	<10	6	20				8		
1/12/2017					44	38			110
1/13/2017								36	
1/16/2017									
1/17/2017									
2/28/2017		14		32			4 (J)		
3/1/2017	6		38		8	32		40	110
3/2/2017									
4/19/2017									
4/20/2017	<10	<10	6	20	<10		10		
4/24/2017						16			32
4/25/2017								14	
7/13/2017									
10/10/2017				24					
10/11/2017	24	22	48				26		
10/12/2017					12	12		22	74
12/12/2017									150
12/13/2017									
1/10/2018				42					
1/11/2018	6	36	18		34	20	56		150
1/12/2018								56	
7/11/2018	24	20	22	<10		52	<10	32	
7/12/2018					26				140
1/29/2019	26	22	37	26			23	27	
1/30/2019					22	43			160
3/26/2019	27	17		39			17		
3/27/2019			38		24	33		57	130
9/10/2019	13	16		36					
9/11/2019			31		28	23	15	45	130
3/31/2020				27					
4/1/2020	15	<10	27		20	21	21	26	130
4/2/2020									
9/15/2020	14	17	26			24	13	34	140
9/16/2020				21	17				
3/16/2021	20	17	25		19			37	130
3/17/2021				36		24	29		

ND substitution: RL or RL/2 if <15% NDs.

Prediction Limit

Constituent: TDS (mg/L) Analysis Run 4/21/2025 1:02 PM View: Appendix III - Interwell

Plant McIntosh Client: Southern Company Data: McIntosh LF 4

	GWA-16 (bg)	GWA-14 (bg)	GWC-17 (bg)	GWA-4A (bg)	GWC-12	GWC-21	GWA-15 (bg)	GWC-20	GWC-10
8/17/2021	19	19							
8/18/2021					20				140
8/19/2021			32	26		32	21	40	
2/22/2022	17	16	27				22	33	
2/23/2022				21	16	26			130
8/2/2022	<10	13	15				11		
8/3/2022				20	25			35	130
8/4/2022						26			
2/6/2023									
2/7/2023	24	23		21	27		23		
2/8/2023			35			32		31	130
8/1/2023	35			25			47		
8/2/2023		26	38		28			36	130
8/3/2023						30			
2/6/2024	27	20	34	20			28		
2/7/2024						28		33	130
2/8/2024					23				
8/13/2024	27	28	39	29			26		
8/14/2024					22	26		34	120
8/15/2024									
2/3/2025				20					
2/4/2025	29	18	36				25		130
2/5/2025					28	34		35	

ND substitution: RL or RL/2 if <15% NDs.

Prediction Limit

Constituent: TDS (mg/L) Analysis Run 4/21/2025 1:02 PM View: Appendix III - Interwell

Plant McIntosh Client: Southern Company Data: McIntosh LF 4

	GWC-23
4/19/2016	
4/20/2016	
4/21/2016	
6/14/2016	
6/15/2016	
6/16/2016	78
8/9/2016	
8/10/2016	88
8/11/2016	
9/26/2016	
9/27/2016	
9/28/2016	35
11/14/2016	
11/15/2016	
11/16/2016	98
1/10/2017	
1/11/2017	
1/12/2017	
1/13/2017	
1/16/2017	
1/17/2017	36
2/28/2017	
3/1/2017	
3/2/2017	38
4/19/2017	
4/20/2017	
4/24/2017	
4/25/2017	28
7/13/2017	20
10/10/2017	
10/11/2017	
10/12/2017	24
12/12/2017	
12/13/2017	
1/10/2018	
1/11/2018	
1/12/2018	43
7/11/2018	
7/12/2018	40
1/29/2019	
1/30/2019	38
3/26/2019	
3/27/2019	42
9/10/2019	
9/11/2019	24
3/31/2020	
4/1/2020	25
4/2/2020	
9/15/2020	27
9/16/2020	
3/16/2021	
3/17/2021	24

Prediction Limit

Constituent: TDS (mg/L) Analysis Run 4/21/2025 1:02 PM View: Appendix III - Interwell

Plant McIntosh Client: Southern Company Data: McIntosh LF 4

	GWC-23
8/17/2021	
8/18/2021	
8/19/2021	32
2/22/2022	
2/23/2022	23
8/2/2022	
8/3/2022	
8/4/2022	33
2/6/2023	
2/7/2023	
2/8/2023	31
8/1/2023	
8/2/2023	
8/3/2023	36
2/6/2024	
2/7/2024	33
2/8/2024	
8/13/2024	
8/14/2024	33
8/15/2024	
2/3/2025	
2/4/2025	
2/5/2025	28

APPENDIX B

Statistical Analysis Reports
August 2025 Monitoring Event

GROUNDWATER STATS CONSULTING

January 30, 2026



Southern Company Services
Attn: Mr. Kevin Stephenson
241 Ralph McGill Blvd NE, Bin 10160
Atlanta, Georgia 30308

Re: Plant McIntosh Landfill #4
August 2025 Sample Event Statistical Analysis

Dear Mr. Stephenson,

Groundwater Stats Consulting, formerly the statistical consulting division of Sanitas Technologies, is pleased to provide the statistical analysis of the August 2025 Semi-Annual Groundwater Detection Monitoring sample event for Georgia Power Company's McIntosh Landfill #4. The analysis complies with the federal rule for the Disposal of Coal Combustion Residuals (CCR) from Electric Utilities (CCR Rule, 2015), the Georgia Environmental Protection Division (EPD) Rules for Solid Waste Management Chapter 391-3-4-.10, and follows the United States Environmental Protection Agency (USEPA) Unified Guidance (2009).

Sampling began for the CCR program in 2016, and for the Georgia EPD's Solid Waste Permit as early as 2006 for some wells. At least 8 background samples have been collected at each of the groundwater monitoring wells. Semi-annual sampling for select constituents has been performed for several years in accordance with the Georgia Department of Natural Resources, EPD groundwater monitoring regulations; and all available data are evaluated in this report.

The monitoring well network, as provided by Southern Company Services, consists of the following:

- **Upgradient:** GWA-2, GWA-3, GWA-4A, GWA-5, GWA-13, GWA-14, GWA-15, GWA-16, GWC-17, and GWC-18

- **Downgradient**: GWC-1, GWC-9, GWC-10, GWC-11, GWC-12, GWC-19, GWC-20, GWC-21, and GWC-23

Data were sent electronically to Groundwater Stats Consulting, and the statistical analysis was reviewed by Andrew Collins, Project Manager of Groundwater Stats Consulting. The analysis is prepared according to the recommended statistical methodology prepared in the Fall 2017 by Dr. Kirk Cameron, PhD Statistician with MacStat Consulting, primary author of the USEPA Unified Guidance.

The following constituents were evaluated:

- **CCR Appendix III -** boron, calcium, chloride, fluoride, pH, sulfate, and TDS
- **Georgia EPD Appendix I -** antimony, arsenic, barium, beryllium, cadmium, chromium, cobalt, copper, lead, nickel, selenium, silver, thallium, vanadium, and zinc

Note that when there are no detections present in downgradient wells for a given constituent, statistical analyses are not required. A list of Appendix I well/constituent pairs containing 100% non-detects follows this letter.

Due to varying detection limits in background data sets, generally due to improved laboratory practices, a substitution of the most recent reporting limit is used for all non-detects. Note that for calculation of intrawell prediction limits, substitution of the most recent reporting limit is performed separately for each well/parameter pair which can result in a different reporting limit for individual wells. This substitution method generally gives the most conservative limit in each case.

Time series plots for CCR Appendix III and Georgia EPD Appendix I parameters at all wells are provided for the purpose of screening data at these wells (Figure A). Additionally, a separate section of box plots is included for all constituents at upgradient and downgradient wells (Figure B). The time series plots are used to initially screen for suspected outliers and trends, while the box plots provide visual representation of variation within individual wells and between all wells. Values in background which have been flagged as outliers may be seen in a lighter font and as a disconnected symbol on the graphs.

Data at all wells were evaluated during the background screening in 2019 for the following: 1) outliers; 2) trends; 3) most appropriate statistical method based on site characteristics of groundwater data upgradient of the facility; and 4) eligibility of downgradient wells when intrawell statistical methods are recommended. Power curves

were provided during the screening to demonstrate that the selected statistical methods for the parameters listed above comply with the USEPA Unified Guidance and the Georgia Environmental Protection Division Rules for Solid Waste Management Chapter 391-3-4-.10. The EPA suggests the selected statistical method should provide at least 55% power at 3 standard deviations or at least 80% power at 4 standard deviations. Power curves were based on the following:

Georgia EPD Appendix I Constituents:

- Semi-Annual Sampling
- Intrawell Prediction Limits with 1-of-2 resample plan (all Georgia EPD parameters)
- # Constituents: 15
- # Downgradient wells: 9

CCR Appendix III Constituents:

- Semi-Annual Sampling
- Intrawell Prediction Limits with 1-of-2 resample plan – (sulfate)
- Interwell Prediction Limits with 1-of-2 resample plan – (boron, calcium, chloride, fluoride, pH, and TDS)
- # Constituents: 7
- # Downgradient wells: 9

Summary of Statistical Methods – All Constituents

Parametric prediction limits are utilized when the screened historical data follow a normal or transformed-normal distribution. When data cannot be normalized or the majority of data are non-detects, a nonparametric test is utilized. While the false positive rate associated with the parametric limits is based on an annual 10% (5% for each semi-annual sample event) as recommended by the EPA Unified Guidance (2009), the false positive rate associated with the nonparametric limits is dependent upon the available background sample size, number of future comparisons, and verification resample plan. The distribution of data is tested using the Shapiro-Wilk/Shapiro-Francia test for normality. After testing for normality and performing any adjustments as discussed below (US EPA, 2009), data are analyzed using either parametric or non-parametric prediction limits. Non-detects are handled as follows:

- No statistical analyses are required on wells and analytes containing 100% non-detects (USEPA Unified Guidance, 2009, Chapter 6).

- When data contain <15% non-detects, simple substitution of one-half the reporting limit is utilized in the statistical analysis. The reporting limit utilized for non-detects is the most recent practical quantification limit (PQL) as reported by the laboratory.
- When data contain between 15-50% non-detects, the Kaplan-Meier non-detect adjustment is applied to the background data for parametric prediction limits. This technique adjusts the mean and standard deviation of the historical concentrations to account for concentrations below the reporting limit.
- Nonparametric prediction limits are used on data containing greater than 50% non-detects.

Natural systems continuously evolve due to physical changes made to the environment. Examples include capping a landfill, paving areas near a well, or lining a drainage channel to prevent erosion. Periodic updating of background statistical limits is necessary to accommodate these types of changes. In the interwell case, prediction limits are updated with upgradient well data during each event after screening for any new outliers. In the intrawell case, data for all wells and constituents may re-evaluated when a minimum of 4 new data points is available to determine whether earlier concentrations are representative of present-day groundwater quality. In some cases, an earlier portion of data may be deselected prior to construction of limits to provide sensitive limits that will rapidly detect changes in groundwater quality. Even though the data are excluded from the calculation, the values will continue to be reported and shown in tables and graphs.

Two-Step Statistical Analysis

Intrawell statistical methods, combined with a 1-of-2 resample plan, may be used as a conservative first step for identifying potential facility impacts in downgradient wells. Intrawell methods use background data for individual wells and may be overly sensitive to variation. In particular for nonparametric limits with small background sample sizes, the probability of a false positive is much higher than the desired annual sitewide rate of 10%. Therefore, exceedances may occur as a result of spatial variation rather than facility impacts. A second step can be used to further evaluate those exceedances and reduce the overall number of statistically significant increases (SSIs) that result from spatial variation. In instances where intrawell statistical methods identify an apparent SSI, a second step of interwell statistical evaluation may be used to determine whether the measurement exceeds the sitewide background limit based on pooled upgradient well data. This is similar in concept to the procedure used in compliance monitoring programs where an interwell statistical limit is used to determine "background" (USEPA Unified Guidance (2009), Chapter 7, Section 7.5). For the detection monitoring program, if the result does not exceed sitewide (interwell) background, an SSI is not declared.

When the result exceeds the sitewide (interwell) background, the 1-of-2 resample plan allows for collection of an independent resample to confirm or disconfirm the initial finding. A statistically significant increase is not declared unless the resample also exceeds the intrawell prediction limit (United States Environmental Protection Agency (USEPA) Unified Guidance, March 2009, Chapter 19). When the resamples confirm the initial exceedance, further research would be required to identify the cause of the exceedance (i.e., impact from the site, natural variation, or an off-site source). When any resample falls within the statistical limit, the initial exceedance is considered to be a false positive result, and no further action is necessary. In cases where intrawell and interwell exceedances are noted and no resamples are collected, the initial exceedance will be considered a confirmed statistically significant increase (SSI).

Trend tests, in addition to interwell prediction limits, are recommended for well/constituent pairs found to have an initial intrawell SSI. Trend analysis will provide for detection of long-term changes and potential facility impacts at a given well in cases where the concentrations at that well remain below the sitewide upgradient limits. Thus, the two-step approach has additional capability to detect long-term changes at downgradient wells compared to interwell methods alone. While a trend may be identified by visual inspection, a quantification of the trend and its significance is needed to identify whether concentrations are statistically significantly increasing, decreasing, or remaining stable over time. The absence of a statistically significant increasing trend indicates that an initial intrawell exceedance is short-term and may be the result of spatial variation rather than a facility impact to groundwater. If a facility impact has occurred, it will likely result in additional exceedances in future sampling events. When a statistically significant increasing trend is noted, additional data may be needed to provide reasonable evidence that the initial intrawell statistical exceedance is a result of spatial variation rather than facility impact.

Background Screening Summary – Georgia EPD Appendix I Constituents – Conducted in August 2019

Outlier Analysis

Time series plots were used to identify suspected outliers, or extreme values that would result in limits that are not representative of the current background data population. Suspected outliers at all wells and parameters are formally tested using Tukey's box plot method and, when identified, flagged in the computer database with "o" and deselected prior to construction of statistical limits.

Using the Tukey box plot method, several outliers were identified. When the most recent values are identified as outliers, values are often not flagged in the database at that time (except in cases where the measurements would cause background limits to be elevated) as the concentrations may represent a possible trend. If future values do not remain at similar concentrations, these values may be flagged as outliers and deselected. Several low values exist in the data sets and appear on the graphs as possible low outliers relative to the laboratory's Practical Quantitation Limit. However, these values are observed trace values (i.e., measurements reported by the laboratory between the Method Detection Limit and the Practical Quantitation Limit) and, therefore, were not flagged as outliers. Due to changing reporting limits for many constituents, when the non-detects are replaced with the most recent reporting limit, previously flagged "J" values (or estimated values) may require flagging as outliers if the measurements are much higher than current reporting limits. This was not required during the 2019 screening.

Of the outliers identified by Tukey's method, several values were flagged in the database. The remaining values were similar to other measurements within a given well, neighboring wells, or were reported non-detects. Several other values were flagged in addition to those identified by Tukey's because the values were higher than all remaining concentrations and would cause the statistical limits to be elevated. All flagged values were re-evaluated during the June 2020 analysis. An additional value of cobalt was flagged in well GWC-21. Values for several constituents were unflagged when the measurements were only slightly higher than other detected values and appeared to represent spatial variation. The resulting prediction limits will still be conservative, yet less prone to false positives.

Additionally, when any values are flagged in the database as outliers, the measurements are plotted in a disconnected and lighter symbol on the time series graph. The accompanying data pages display the flagged value in a lighter font as well. A substitution of the most recent reporting limit is applied when varying detection limits exist in the data.

Seasonality

No obvious seasonal patterns were observed on the time series plots for any of the detected data; therefore, no deseasonalizing adjustments were made to the data. When seasonal patterns are observed, data may be deseasonalized so that the resulting limits will correctly account for the seasonality as a predictable pattern rather than random variation or a release.

Trend Tests

While trends may be identified by visual inspection, a quantification of the trend and its significance is needed. The Sen's Slope/Mann Kendall trend test, which tests for statistically significant increasing or decreasing trends, was used to evaluate data at all upgradient wells and downgradient wells with detections.

In the absence of suspected contamination, significant trending data are typically not included as part of the background data used for construction of prediction limits. This step serves to eliminate the trend and reduce variation in background. When statistically significant decreasing trends are present, all available data are evaluated to determine whether earlier concentration levels are significantly different from current reported concentrations and are deselected as necessary. A few statistically significant increasing trends were noted for barium in wells GWA-2, GWC-1, and GWA-5 (formerly GWB-5) and the records were truncated to eliminate the influence of the trend. The trend test results were included with the screening report, and a summary report of special cases of date ranges used in construction of the statistical limits follows this report.

Determination of Spatial Variation

The Analysis of Variance (ANOVA) was used to statistically evaluate differences in average concentrations among upgradient wells for constituents detected in downgradient wells. The ANOVA assists in identifying the most appropriate statistical approach. Interwell tests, which compare downgradient well data to statistical limits constructed from pooled upgradient well data, are appropriate when average concentrations are similar across upgradient wells. Intrawell tests, which compare compliance data from a single well to screened historical data within the same well, are appropriate when upgradient wells exhibit spatial variation; when statistical limits constructed from upgradient wells are not representative of the current background data population; and when downgradient water quality is unimpacted compared to upgradient water quality for the same parameter.

The ANOVA identified significant differences among upgradient well data for: arsenic, barium, beryllium, cadmium, calcium, chromium, cobalt, copper, nickel, and thallium. No significant differences were noted for antimony, lead, selenium, vanadium, and zinc. The ANOVA could not test silver as there was no variation in the measurements among the upgradient wells.

Where variation is not identified, this suggests that interwell analysis would be the most appropriate statistical method for these constituents. However, because this is a lined landfill with pre-waste data showing that metals occur in low level concentrations,

intrawell methods are recommended as the primary statistical method for all detected well/constituent pairs.

Appendix I and Appendix III Background Update Summary – Conducted in March 2024

Statistical limits for Appendix I and III parameters were formally updated in March 2020, March 2022, and March 2024. All proposed background data were screened for outliers and trends along with eligibility of established background data being updated with compliance data. Discussions of previous updates were submitted during the respective reports, and a summary of the March 2024 background update is provided below.

Outlier Testing

Prior to updating prediction limits during the March 2024 analysis, Tukey's outlier test and visual screening were used to re-evaluate data through August 2023 at all wells for parameters using intrawell prediction limits (all Appendix I parameters and sulfate for Appendix III parameters) and through February 2024 at all upgradient wells for parameters utilizing interwell prediction limits (boron, calcium, chloride, fluoride, pH, and TDS). Visual screening and Tukey's test confirmed previously flagged values and identified potential outliers, but not all of these values were flagged as some measurements appeared to be representative of spatial variation. Although not identified by Tukey's test, the two highest values for sulfate in upgradient well GWA-14 were flagged as outliers in order to construct statistical limits that are conservative (i.e., lower) from a regulatory perspective and representative of present-day groundwater quality conditions. Any flagged data are displayed in a lighter font and as a disconnected symbol on the time series reports, as well as in a lighter font on the accompanying data pages. A summary of flagged outliers follows this letter (Figure C).

Mann Whitney Testing - Intrawell

For constituents requiring intrawell prediction limits (All Appendix I parameters and sulfate for Appendix III parameters), the Mann-Whitney (Wilcoxon Rank Sum) test was used to compare the medians of historical data through August 2021 for Appendix I and III constituents to the medians of the new compliance samples at each well through August 2023. Any previously truncated records were also compared to more recent compliance data through August 2023, and discussions of any truncated records were included in previous background update reports. If the medians of the two groups are not significantly different at the 99% confidence level, background data are typically updated to include the newer compliance data.

Several statistically significant differences were found between the two groups for the Appendix I and III constituents. Typically, when the test concludes that the medians of the two groups are significantly different, particularly in the downgradient wells, the background data are not updated to include the newer data unless it can be reasonably justified that the change in concentrations reflects a shift unrelated to practices at the site. In studies in which at least one of the segments being compared is of short duration, the comparison is complicated by the fact that normal short-term variation may be mistaken for long-term change in medians.

In most cases with significant differences for Appendix I parameters, the compliance concentrations were similar to those reported historically, or the magnitudes of the differences in medians were low relative to average concentrations. Therefore, the records for these well/constituent pairs were updated through August 2023. Note that earlier measurements for cobalt at downgradient well GWC-20 were truncated due to more recent measurements reported at lower concentrations than historical concentrations and to construct statistical limits that are representative of present-day groundwater quality conditions.

Additionally, while the Mann-Whitney test did not identify a statistically significant decrease in medians for barium at downgradient well GWC-23, the earlier portion of the record was truncated to construct conservative (i.e., lower) statistical limits using more recent lower reported measurements.

Regarding Appendix III parameters tested using intrawell prediction limits (sulfate), no statistically significant increases in medians were identified. While a statistically significant decrease in medians was identified for sulfate in downgradient well GWC-11, the record for this well/constituent pair was updated because the most recent concentrations for downgradient well GWC-11 were not considerably lower than observations reported historically and all measurements are similar to those reported in one or more upgradient wells.

All records were updated through August 2023. The results of the Mann-Whitney test were provided in the background update report. A summary of special cases with background data sets utilizing a truncated portion of their record follows this letter.

Interwell – Trend Test Evaluation

For parameters which are tested using interwell prediction limits, the Sen's Slope/Mann-Kendall trend test was used to test data in upgradient wells through February 2024 to determine whether concentrations are statistically increasing, decreasing or stable at the

99% confidence level. Statistically significant trends were identified for the following well/constituent pairs:

Increasing
- Calcium: GWA-13, GWA-15, and GWA-16
- Chloride: GWC-17

Decreasing
- Calcium: GWA-2, GWA-3, GWA-4A, and GWC-18
- Chloride: GWA-3
- Fluoride: GWC-18
- pH: GWA-4A, GWA-5, GWA-13, GWA-14, GWA-16, and GWC-18

Regarding well/constituent pairs with increasing trends, the magnitudes of the trends were low relative to average concentrations and would not have a significant impact on resulting statistical limits. Although decreasing trends were identified for calcium, chloride, fluoride, and pH in among upgradient wells, magnitude of the trends were also low relative to average concentrations among pooled upgradient well data. Therefore, no adjustments were required. All available data through February 2024 from upgradient wells were used to construct interwell prediction limits for boron, calcium, chloride, fluoride, pH, and TDS. As more data are collected, all upgradient well data will be re-evaluated for possible deselection of earlier portions of the records if the measurements no longer represent present-day groundwater quality conditions.

Statistical Analysis of Georgia EPD Appendix I Constituents – August 2025

Intrawell limits constructed from screened background data from within each well serve to provide statistical limits that are representative of the background data population, and that will rapidly identify a change in more recent compliance data from within a given well. The most recent sample from the same well is compared to its respective background. This statistical method removes the element of variation from across wells and eliminates the chance of mistaking spatial variation for a release from the facility.

In cases where downgradient average concentrations are higher than observed upgradient concentrations for a given constituent where intrawell analyses are recommended, the current assumption is that this is due to spatial variation rather than a result of practices at the landfill. Validation of this assumption requires a separate analysis or investigation that is beyond the scope of this data screening study. However, for this site, the pre-waste data support the assumption of spatial variation rather than impacts of the landfill.

Intrawell Prediction Limits

Intrawell prediction limits, combined with a 1-of-2 resample plan, were constructed using all available data, except for the cases mentioned above, through August 2023 within each well with detections. (Figure D). Compliance data are compared to these intrawell background limits during each subsequent semi-annual sample event. As mentioned above, no statistical analyses were included for well/constituent pairs containing 100% non-detects. Note that prediction limits changed during this analysis for antimony, arsenic, beryllium, cadmium, chromium, cobalt, nickel, vanadium, and zinc as a result of the most recent reporting limits.

In the event of an initial exceedance of compliance well data, the 1-of-2 resample plan allows for collection of two additional samples to determine whether the initial exceedance is confirmed. When the resample confirms the initial exceedance, a statistically significant increase (SSI) is identified, and further research would be required to identify the cause of the exceedance (i.e., impact from the site, natural variation, or an off-site source). If any resample falls within the statistical limit, the initial exceedance is considered to be a false positive result, and no further action is necessary. A summary of prediction limits follows this report. No statistical exceedances were identified in any of the wells.

Two-Step Approach

Following the Two-Step analysis procedure, interwell prediction limits are constructed using pooled upgradient well data through August 2025 to evaluate well/constituent pairs with intrawell prediction limit exceedances in downgradient wells. No downgradient exceedances were identified for the intrawell prediction limits; therefore, no interwell prediction limits were required.

Trend Tests

When prediction limit exceedances occur in any of the downgradient wells, data are further evaluated using the Sen's Slope/Mann Kendall trend test to determine whether concentrations are statistically increasing, decreasing, or stable at the 99% confidence level. Upgradient wells are included in the trend analyses to identify whether similar patterns exist upgradient of the site which is an indication of variability in groundwater unrelated to practices at the site. Since no exceedances were identified among downgradient wells, no further action was required.

Statistical Analysis of CCR Appendix III Parameters – August 2025

Intrawell Prediction Limits

For sulfate, intrawell prediction limits, combined with a 1-of-2 resample plan, were constructed using all historical data through August 2023 (Figure E). As mentioned above, intrawell limits constructed from screened background data from within each well serve to provide statistical limits that are representative of the background data population, and that will rapidly identify a change in more recent compliance data from within a given well.

The August 2025 samples are compared to these intrawell background limits for this analysis. When exceedances are identified upgradient of the facility it is an indication of variation in groundwater quality assumed to be unrelated to practices at the facility. No exceedances were found for sulfate; therefore, no further action is necessary.

Two-Step Approach

The Two-Step approach as discussed earlier consists of constructing interwell prediction limits using pooled upgradient well data to further evaluate the apparent intrawell prediction limit exceedances at downgradient wells. This step was not necessary as no apparent intrawell prediction limit exceedances were identified among downgradient wells.

Interwell Prediction Limits

For boron, calcium, chloride, fluoride, pH, and TDS, interwell prediction limits, combined with a 1-of-2 resample plan, were constructed using all historical upgradient well data through August 2025 (Figure F). Interwell prediction limits pool upgradient well data to establish a background limit for an individual constituent. The August 2025 sample from each downgradient well is compared to the background limit to determine whether initial exceedances are present.

In the event of an initial exceedance of compliance well data, the 1-of-2 resample plan allows for collection of one additional sample to determine whether the initial exceedance is confirmed. If the resample falls within the statistical limit, the initial exceedance is considered to be a false positive result; therefore, no exceedance is noted, and no further action is necessary. If no resample is collected, the original result is considered a confirmed exceedance. No exceedances were identified for any of the well/constituent pairs.

Trend Tests

When prediction limit exceedances occur in any of the downgradient wells, data are further evaluated using the Sen's Slope/Mann Kendall trend test to determine whether concentrations are statistically increasing, decreasing, or stable at the 99% confidence level. Upgradient wells are included in the trend analyses to identify whether similar patterns exist upgradient of the site which is an indication of variability in groundwater unrelated to practices at the site. This step was not necessary as no exceedances were identified in any of the downgradient wells.

Summary

Georgia EPD Appendix I

Based on the results of the Appendix I intrawell prediction limits and two-step approach, no exceedances were identified downgradient of the facility.

CCR Appendix III

Based on the results of the Appendix III constituents requiring intrawell prediction limits for sulfate and interwell prediction limits for boron, calcium, chloride, fluoride, pH, and TDS, no exceedances were identified.

Thank you for the opportunity to assist you in the statistical analysis of groundwater quality for Plant McIntosh's Landfill #4. If you have any questions or comments, please feel free to contact us.

For Groundwater Stats Consulting,



Tristan Clark
Groundwater Analyst



Andrew T. Collins
Project Manager

Table of Contents

Summary Tables	15
Figure A. Time Series	24
Figure B. Box Plots	193
Figure C. Outlier Summary	216
Figure D. Appendix I Intrawell Prediction Limits	221
Figure E. Appendix III Intrawell Prediction Limits	572
Figure F. Appendix III Interwell Prediction Limits	598

Summary Tables

Date Ranges

Date: 9/17/2025 5:06 PM

Plant McIntosh Client: Southern Company Data: McIntosh LF 4

Barium (mg/L)
- GWA-2 background:1/16/2015-8/1/2023
- GWA-5 background:1/19/2013-8/1/2023
- GWC-18 background:8/11/2016-8/2/2023
- GWC-1 background:1/20/2013-8/2/2023
- GWC-19 background:4/19/2016-8/2/2023
- GWC-20 background:6/16/2016-8/2/2023
- GWC-23 background:3/27/2019-8/3/2023

Cobalt (mg/L)
- GWC-20 background:7/25/2017-8/2/2023

Sulfate (mg/L)
- GWA-14 background:8/9/2016-8/2/2023
- GWC-17 background:6/15/2016-8/2/2023
- GWC-20 background:8/10/2016-8/2/2023

100% Non-Detects: Appendix I Intrawell

Analysis Run 9/17/2025 5:07 PM View: Appendix I - Intrawell
Plant McIntosh Client: Southern Company Data: McIntosh LF 4

Antimony (mg/L)
GWA-4A, GWA-5, GWA-15, GWA-16, GWC-17, GWC-10, GWC-11, GWC-12, GWC-19, GWC-20, GWC-21, GWC-23, GWC-9

Arsenic (mg/L)
GWA-2

Cadmium (mg/L)
GWA-2, GWA-3, GWA-5, GWA-15, GWC-10, GWC-11, GWC-12

Copper (mg/L)
GWC-10

Lead (mg/L)
GWC-1, GWC-10, GWC-12, GWC-9

Selenium (mg/L)
GWA-5, GWA-14, GWC-17, GWC-12, GWC-23

Silver (mg/L)
GWA-2, GWA-3, GWA-4A, GWA-5, GWA-13, GWA-14, GWA-15, GWA-16, GWC-17, GWC-12, GWC-19, GWC-20

Thallium (mg/L)
GWA-5, GWA-15, GWC-1

Appendix I - Intrawell Predicition Limits - All Results (No Significant)

Plant McIntosh Client: Southern Company Data: McIntosh LF 4 Printed 9/19/2025, 4:42 PM

Constituent	Well	Upper Lim.	Lower Lim.	Date	Observ.	Sig.	Bg N	Bg Mean	Std. Dev.	%NDs	ND Adj.	Transform	Alpha	Method
Antimony (mg/L)	GWA-2	0.005	n/a	8/5/2025	0.005ND	No	49	n/a	n/a	97.96	n/a	n/a	0.0007934	NP Intra (NDs) 1 of 2
Antimony (mg/L)	GWA-3	0.005	n/a	8/6/2025	0.005ND	No	49	n/a	n/a	95.92	n/a	n/a	0.0007934	NP Intra (NDs) 1 of 2
Antimony (mg/L)	GWA-13	0.005	n/a	8/5/2025	0.005ND	No	28	n/a	n/a	96.43	n/a	n/a	0.002337	NP Intra (NDs) 1 of 2
Antimony (mg/L)	GWA-14	0.005	n/a	8/4/2025	0.005ND	No	27	n/a	n/a	96.3	n/a	n/a	0.002502	NP Intra (NDs) 1 of 2
Antimony (mg/L)	GWC-18	0.005	n/a	8/6/2025	0.005ND	No	28	n/a	n/a	96.43	n/a	n/a	0.002337	NP Intra (NDs) 1 of 2
Antimony (mg/L)	GWC-1	0.005	n/a	8/6/2025	0.005ND	No	48	n/a	n/a	97.92	n/a	n/a	0.0008339	NP Intra (NDs) 1 of 2
Arsenic (mg/L)	GWA-3	0.005	n/a	8/6/2025	0.005ND	No	48	n/a	n/a	93.75	n/a	n/a	0.0008339	NP Intra (NDs) 1 of 2
Arsenic (mg/L)	GWA-4A	0.005	n/a	8/5/2025	0.005ND	No	48	n/a	n/a	75	n/a	n/a	0.0008339	NP Intra (NDs) 1 of 2
Arsenic (mg/L)	GWA-5	0.005	n/a	8/5/2025	0.005ND	No	49	n/a	n/a	95.92	n/a	n/a	0.0007934	NP Intra (NDs) 1 of 2
Arsenic (mg/L)	GWA-13	0.005	n/a	8/5/2025	0.005ND	No	28	n/a	n/a	96.43	n/a	n/a	0.002337	NP Intra (NDs) 1 of 2
Arsenic (mg/L)	GWA-14	0.005	n/a	8/4/2025	0.005ND	No	27	n/a	n/a	96.3	n/a	n/a	0.002502	NP Intra (NDs) 1 of 2
Arsenic (mg/L)	GWA-15	0.005	n/a	8/5/2025	0.005ND	No	27	n/a	n/a	88.89	n/a	n/a	0.002502	NP Intra (NDs) 1 of 2
Arsenic (mg/L)	GWA-16	0.005	n/a	8/5/2025	0.005ND	No	27	n/a	n/a	96.3	n/a	n/a	0.002502	NP Intra (NDs) 1 of 2
Arsenic (mg/L)	GWC-17	0.005	n/a	8/5/2025	0.005ND	No	28	n/a	n/a	85.71	n/a	n/a	0.002337	NP Intra (NDs) 1 of 2
Arsenic (mg/L)	GWC-18	0.005	n/a	8/6/2025	0.005ND	No	28	n/a	n/a	21.43	n/a	n/a	0.002337	NP Intra (normality) 1 of 2
Arsenic (mg/L)	GWC-1	0.005	n/a	8/6/2025	0.005ND	No	48	n/a	n/a	97.92	n/a	n/a	0.0008339	NP Intra (NDs) 1 of 2
Arsenic (mg/L)	GWC-10	0.005	n/a	8/6/2025	0.005ND	No	49	n/a	n/a	75.51	n/a	n/a	0.0007934	NP Intra (NDs) 1 of 2
Arsenic (mg/L)	GWC-11	0.005	n/a	8/6/2025	0.005ND	No	49	n/a	n/a	55.1	n/a	n/a	0.0007934	NP Intra (NDs) 1 of 2
Arsenic (mg/L)	GWC-12	0.005	n/a	8/6/2025	0.005ND	No	49	n/a	n/a	91.84	n/a	n/a	0.0007934	NP Intra (NDs) 1 of 2
Arsenic (mg/L)	GWC-19	0.005	n/a	8/5/2025	0.005ND	No	27	n/a	n/a	85.19	n/a	n/a	0.002502	NP Intra (NDs) 1 of 2
Arsenic (mg/L)	GWC-20	0.005	n/a	8/5/2025	0.005ND	No	27	n/a	n/a	88.89	n/a	n/a	0.002502	NP Intra (NDs) 1 of 2
Arsenic (mg/L)	GWC-21	0.005	n/a	8/5/2025	0.005ND	No	27	n/a	n/a	77.78	n/a	n/a	0.002502	NP Intra (NDs) 1 of 2
Arsenic (mg/L)	GWC-23	0.005	n/a	8/6/2025	0.005ND	No	22	n/a	n/a	54.55	n/a	n/a	0.003707	NP Intra (NDs) 1 of 2
Arsenic (mg/L)	GWC-9	0.005	n/a	8/6/2025	0.005ND	No	49	n/a	n/a	93.88	n/a	n/a	0.0007934	NP Intra (NDs) 1 of 2
Barium (mg/L)	GWA-2	0.03982	n/a	8/5/2025	0.032	No	25	0.001088	0.0002091	0	None	x^2	0.0003901	Param Intra 1 of 2
Barium (mg/L)	GWA-3	0.02768	n/a	8/6/2025	0.013	No	45	0.2487	0.02426	0	None	x^(1/3)	0.0003901	Param Intra 1 of 2
Barium (mg/L)	GWA-4A	0.03888	n/a	8/5/2025	0.012	No	48	0.023	0.007191	0	None	No	0.0003901	Param Intra 1 of 2
Barium (mg/L)	GWA-5	0.06203	n/a	8/5/2025	0.032	No	29	0.04111	0.008978	0	None	No	0.0003901	Param Intra 1 of 2
Barium (mg/L)	GWA-13	0.051	n/a	8/5/2025	0.015	No	29	n/a	n/a	0	n/a	n/a	0.002172	NP Intra (normality) 1 of 2
Barium (mg/L)	GWA-14	0.077	n/a	8/4/2025	0.014	No	28	n/a	n/a	0	n/a	n/a	0.002337	NP Intra (normality) 1 of 2
Barium (mg/L)	GWA-15	0.02936	n/a	8/5/2025	0.025	No	27	0.02482	0.001927	0	None	No	0.0003901	Param Intra 1 of 2
Barium (mg/L)	GWA-16	0.03473	n/a	8/5/2025	0.023	No	27	-3.684	0.1375	0	None	ln(x)	0.0003901	Param Intra 1 of 2
Barium (mg/L)	GWC-17	0.0222	n/a	8/5/2025	0.018	No	28	0.01796	0.001811	0	None	No	0.0003901	Param Intra 1 of 2
Barium (mg/L)	GWC-18	0.02617	n/a	8/6/2025	0.013	No	20	0.01625	0.003998	0	None	No	0.0003901	Param Intra 1 of 2
Barium (mg/L)	GWC-1	0.05703	n/a	8/6/2025	0.035	No	29	0.04026	0.007199	0	None	No	0.0003901	Param Intra 1 of 2
Barium (mg/L)	GWC-10	0.04351	n/a	8/6/2025	0.029	No	51	0.2832	0.0312	0	None	x^(1/3)	0.0003901	Param Intra 1 of 2
Barium (mg/L)	GWC-11	0.026	n/a	8/6/2025	0.011	No	48	n/a	n/a	0	n/a	n/a	0.0008339	NP Intra (normality) 1 of 2
Barium (mg/L)	GWC-12	0.016	n/a	8/6/2025	0.012	No	49	n/a	n/a	0	n/a	n/a	0.0007934	NP Intra (normality) 1 of 2
Barium (mg/L)	GWC-19	0.02161	n/a	8/5/2025	0.0085J	No	22	0.01353	0.003311	0	None	No	0.0003901	Param Intra 1 of 2
Barium (mg/L)	GWC-20	0.0275	n/a	8/5/2025	0.014	No	21	0.01967	0.003183	0	None	No	0.0003901	Param Intra 1 of 2
Barium (mg/L)	GWC-21	0.02763	n/a	8/5/2025	0.022	No	27	0.01876	0.003766	0	None	No	0.0003901	Param Intra 1 of 2
Barium (mg/L)	GWC-23	0.03576	n/a	8/6/2025	0.022	No	10	0.021	0.004738	0	None	No	0.0003901	Param Intra 1 of 2
Barium (mg/L)	GWC-9	0.03616	n/a	8/6/2025	0.028	No	49	0.02472	0.005188	0	None	No	0.0003901	Param Intra 1 of 2
Beryllium (mg/L)	GWA-2	0.001	n/a	8/5/2025	0.001ND	No	49	n/a	n/a	87.76	n/a	n/a	0.0007934	NP Intra (NDs) 1 of 2
Beryllium (mg/L)	GWA-3	0.0018	n/a	8/6/2025	0.001ND	No	49	n/a	n/a	95.92	n/a	n/a	0.0007934	NP Intra (NDs) 1 of 2
Beryllium (mg/L)	GWA-4A	0.001	n/a	8/5/2025	0.001ND	No	48	n/a	n/a	91.67	n/a	n/a	0.0008339	NP Intra (NDs) 1 of 2
Beryllium (mg/L)	GWA-5	0.0011	n/a	8/5/2025	0.001ND	No	49	n/a	n/a	93.88	n/a	n/a	0.0007934	NP Intra (NDs) 1 of 2
Beryllium (mg/L)	GWA-13	0.001	n/a	8/5/2025	0.001ND	No	29	n/a	n/a	89.66	n/a	n/a	0.002172	NP Intra (NDs) 1 of 2
Beryllium (mg/L)	GWA-14	0.001	n/a	8/4/2025	0.001ND	No	28	n/a	n/a	92.86	n/a	n/a	0.002337	NP Intra (NDs) 1 of 2
Beryllium (mg/L)	GWA-15	0.001	n/a	8/5/2025	0.001ND	No	27	n/a	n/a	96.3	n/a	n/a	0.002502	NP Intra (NDs) 1 of 2
Beryllium (mg/L)	GWA-16	0.001	n/a	8/5/2025	0.001ND	No	27	n/a	n/a	92.59	n/a	n/a	0.002502	NP Intra (NDs) 1 of 2
Beryllium (mg/L)	GWC-17	0.0008614	n/a	8/5/2025	0.0005ND	No	27	-7.422	0.1549	3.704	None	ln(x)	0.0003901	Param Intra 1 of 2
Beryllium (mg/L)	GWC-18	0.001	n/a	8/6/2025	0.001ND	No	28	n/a	n/a	92.86	n/a	n/a	0.002337	NP Intra (NDs) 1 of 2
Beryllium (mg/L)	GWC-1	0.001	n/a	8/6/2025	0.001ND	No	48	n/a	n/a	79.17	n/a	n/a	0.0008339	NP Intra (NDs) 1 of 2
Beryllium (mg/L)	GWC-10	0.001	n/a	8/6/2025	0.001ND	No	51	n/a	n/a	94.12	n/a	n/a	0.0007303	NP Intra (NDs) 1 of 2
Beryllium (mg/L)	GWC-11	0.001	n/a	8/6/2025	0.001ND	No	49	n/a	n/a	95.92	n/a	n/a	0.0007934	NP Intra (NDs) 1 of 2
Beryllium (mg/L)	GWC-12	0.001	n/a	8/6/2025	0.001ND	No	49	n/a	n/a	79.59	n/a	n/a	0.0007934	NP Intra (NDs) 1 of 2
Beryllium (mg/L)	GWC-19	0.001	n/a	8/5/2025	0.001ND	No	27	n/a	n/a	51.85	n/a	n/a	0.002502	NP Intra (NDs) 1 of 2
Beryllium (mg/L)	GWC-20	0.001	n/a	8/5/2025	0.001ND	No	27	n/a	n/a	59.26	n/a	n/a	0.002502	NP Intra (NDs) 1 of 2
Beryllium (mg/L)	GWC-21	0.001	n/a	8/5/2025	0.001ND	No	27	n/a	n/a	88.89	n/a	n/a	0.002502	NP Intra (NDs) 1 of 2
Beryllium (mg/L)	GWC-23	0.0025	n/a	8/6/2025	0.00026J	No	22	n/a	n/a	86.36	n/a	n/a	0.003707	NP Intra (NDs) 1 of 2
Beryllium (mg/L)	GWC-9	0.0025	n/a	8/6/2025	0.00031J	No	49	n/a	n/a	89.8	n/a	n/a	0.0007934	NP Intra (NDs) 1 of 2
Cadmium (mg/L)	GWA-4A	0.0007	n/a	8/5/2025	0.0007ND	No	48	n/a	n/a	91.67	n/a	n/a	0.0008339	NP Intra (NDs) 1 of 2
Cadmium (mg/L)	GWA-13	0.0007	n/a	8/5/2025	0.0007ND	No	28	n/a	n/a	96.43	n/a	n/a	0.002337	NP Intra (NDs) 1 of 2
Cadmium (mg/L)	GWA-14	0.0007	n/a	8/4/2025	0.0007ND	No	27	n/a	n/a	92.59	n/a	n/a	0.002502	NP Intra (NDs) 1 of 2
Cadmium (mg/L)	GWA-16	0.0007	n/a	8/5/2025	0.0007ND	No	27	n/a	n/a	96.3	n/a	n/a	0.002502	NP Intra (NDs) 1 of 2
Cadmium (mg/L)	GWC-17	0.0007866	n/a	8/5/2025	0.00044J	No	28	0.0005794	0.00008846	3.571	None	No	0.0003901	Param Intra 1 of 2
Cadmium (mg/L)	GWC-18	0.0007	n/a	8/6/2025	0.0007ND	No	28	n/a	n/a	96.43	n/a	n/a	0.002337	NP Intra (NDs) 1 of 2

Appendix I - Intrawell Predicition Limits - All Results (No Significant)

Plant McIntosh Client: Southern Company Data: McIntosh LF 4 Printed 9/19/2025, 4:42 PM

Constituent	Well	Upper Lim.	Lower Lim.	Date	Observ.	Sig.	Bg N	Bg Mean	Std. Dev.	%NDs	ND Adj.	Transform	Alpha	Method
Cadmium (mg/L)	GWC-1	0.0007	n/a	8/6/2025	0.0007ND	No	48	n/a	n/a	97.92	n/a	n/a	0.0008339	NP Intra (NDs) 1 of 2
Cadmium (mg/L)	GWC-19	0.0007	n/a	8/5/2025	0.0007ND	No	27	n/a	n/a	74.07	n/a	n/a	0.002502	NP Intra (NDs) 1 of 2
Cadmium (mg/L)	GWC-20	0.00078	n/a	8/5/2025	0.0007ND	No	27	n/a	n/a	55.56	n/a	n/a	0.002502	NP Intra (NDs) 1 of 2
Cadmium (mg/L)	GWC-21	0.0007	n/a	8/5/2025	0.0007ND	No	27	n/a	n/a	77.78	n/a	n/a	0.002502	NP Intra (NDs) 1 of 2
Cadmium (mg/L)	GWC-23	0.0007	n/a	8/6/2025	0.0007ND	No	22	n/a	n/a	81.82	n/a	n/a	0.003707	NP Intra (NDs) 1 of 2
Cadmium (mg/L)	GWC-9	0.0007	n/a	8/6/2025	0.0007ND	No	49	n/a	n/a	95.92	n/a	n/a	0.0007934	NP Intra (NDs) 1 of 2
Chromium (mg/L)	GWA-2	0.005	n/a	8/5/2025	0.005ND	No	48	n/a	n/a	16.67	n/a	n/a	0.0008339	NP Intra (normality) 1 of 2
Chromium (mg/L)	GWA-3	0.005	n/a	8/6/2025	0.005ND	No	48	n/a	n/a	33.33	n/a	n/a	0.0008339	NP Intra (normality) 1 of 2
Chromium (mg/L)	GWA-4A	0.0096	n/a	8/5/2025	0.005ND	No	48	n/a	n/a	70.83	n/a	n/a	0.0008339	NP Intra (NDs) 1 of 2
Chromium (mg/L)	GWA-5	0.0054	n/a	8/5/2025	0.005ND	No	48	n/a	n/a	66.67	n/a	n/a	0.0008339	NP Intra (NDs) 1 of 2
Chromium (mg/L)	GWA-13	0.0094	n/a	8/5/2025	0.005ND	No	27	n/a	n/a	66.67	n/a	n/a	0.002502	NP Intra (NDs) 1 of 2
Chromium (mg/L)	GWA-14	0.005	n/a	8/4/2025	0.005ND	No	29	n/a	n/a	75.86	n/a	n/a	0.002172	NP Intra (NDs) 1 of 2
Chromium (mg/L)	GWA-15	0.0051	n/a	8/5/2025	0.005ND	No	28	n/a	n/a	57.14	n/a	n/a	0.002337	NP Intra (NDs) 1 of 2
Chromium (mg/L)	GWA-16	0.024	n/a	8/5/2025	0.005ND	No	27	n/a	n/a	33.33	n/a	n/a	0.002502	NP Intra (normality) 1 of 2
Chromium (mg/L)	GWC-17	0.00576	n/a	8/5/2025	0.005ND	No	28	0.002985	0.001184	25	Kaplan-Meier	No	0.0003901	Param Intra 1 of 2
Chromium (mg/L)	GWC-18	0.0065	n/a	8/6/2025	0.0025ND	No	29	n/a	n/a	6.897	n/a	n/a	0.002172	NP Intra (normality) 1 of 2
Chromium (mg/L)	GWC-1	0.005	n/a	8/6/2025	0.005ND	No	48	n/a	n/a	35.42	n/a	n/a	0.0008339	NP Intra (normality) 1 of 2
Chromium (mg/L)	GWC-10	0.009685	n/a	8/6/2025	0.0045J	No	50	0.0568	0.01892	22	Kaplan-Meier	sqrt(x)	0.0003901	Param Intra 1 of 2
Chromium (mg/L)	GWC-11	0.01018	n/a	8/6/2025	0.004J	No	49	0.005642	0.002058	2.041	None	No	0.0003901	Param Intra 1 of 2
Chromium (mg/L)	GWC-12	0.0082	n/a	8/6/2025	0.005ND	No	49	n/a	n/a	16.33	n/a	n/a	0.0007934	NP Intra (normality) 1 of 2
Chromium (mg/L)	GWC-19	0.0056	n/a	8/5/2025	0.0025ND	No	27	n/a	n/a	11.11	n/a	n/a	0.002502	NP Intra (normality) 1 of 2
Chromium (mg/L)	GWC-20	0.005	n/a	8/5/2025	0.005ND	No	28	n/a	n/a	75	n/a	n/a	0.002337	NP Intra (NDs) 1 of 2
Chromium (mg/L)	GWC-21	0.005	n/a	8/5/2025	0.005ND	No	26	n/a	n/a	84.62	n/a	n/a	0.002667	NP Intra (NDs) 1 of 2
Chromium (mg/L)	GWC-23	0.005	n/a	8/6/2025	0.005ND	No	23	n/a	n/a	43.48	n/a	n/a	0.003415	NP Intra (normality) 1 of 2
Chromium (mg/L)	GWC-9	0.005	n/a	8/6/2025	0.005ND	No	48	n/a	n/a	62.5	n/a	n/a	0.0008339	NP Intra (NDs) 1 of 2
Cobalt (mg/L)	GWA-2	0.01	n/a	8/5/2025	0.0012J	No	49	n/a	n/a	44.9	n/a	n/a	0.0007934	NP Intra (normality) 1 of 2
Cobalt (mg/L)	GWA-3	0.005	n/a	8/6/2025	0.005ND	No	48	n/a	n/a	72.92	n/a	n/a	0.0008339	NP Intra (NDs) 1 of 2
Cobalt (mg/L)	GWA-4A	0.013	n/a	8/5/2025	0.00069J	No	48	n/a	n/a	45.83	n/a	n/a	0.0008339	NP Intra (normality) 1 of 2
Cobalt (mg/L)	GWA-5	0.011	n/a	8/5/2025	0.00071J	No	49	n/a	n/a	42.86	n/a	n/a	0.0007934	NP Intra (normality) 1 of 2
Cobalt (mg/L)	GWA-13	0.005	n/a	8/5/2025	0.005ND	No	29	n/a	n/a	20.69	n/a	n/a	0.002172	NP Intra (normality) 1 of 2
Cobalt (mg/L)	GWA-14	0.005	n/a	8/4/2025	0.005ND	No	28	n/a	n/a	35.71	n/a	n/a	0.002337	NP Intra (normality) 1 of 2
Cobalt (mg/L)	GWA-15	0.0025	n/a	8/5/2025	0.0025ND	No	27	n/a	n/a	14.81	n/a	n/a	0.002502	NP Intra (normality) 1 of 2
Cobalt (mg/L)	GWA-16	0.0025	n/a	8/5/2025	0.0025ND	No	27	n/a	n/a	11.11	n/a	n/a	0.002502	NP Intra (normality) 1 of 2
Cobalt (mg/L)	GWC-17	0.005	n/a	8/5/2025	0.005ND	No	28	n/a	n/a	32.14	n/a	n/a	0.002337	NP Intra (normality) 1 of 2
Cobalt (mg/L)	GWC-18	0.005	n/a	8/6/2025	0.005ND	No	28	n/a	n/a	89.29	n/a	n/a	0.002337	NP Intra (NDs) 1 of 2
Cobalt (mg/L)	GWC-1	0.01	n/a	8/6/2025	0.0013J	No	48	n/a	n/a	39.58	n/a	n/a	0.0008339	NP Intra (normality) 1 of 2
Cobalt (mg/L)	GWC-10	0.005	n/a	8/6/2025	0.005ND	No	51	n/a	n/a	94.12	n/a	n/a	0.0007303	NP Intra (NDs) 1 of 2
Cobalt (mg/L)	GWC-11	0.0071	n/a	8/6/2025	0.005ND	No	49	n/a	n/a	83.67	n/a	n/a	0.0007934	NP Intra (NDs) 1 of 2
Cobalt (mg/L)	GWC-12	0.01	n/a	8/6/2025	0.00047J	No	48	n/a	n/a	43.75	n/a	n/a	0.0008339	NP Intra (normality) 1 of 2
Cobalt (mg/L)	GWC-19	0.005	n/a	8/5/2025	0.005ND	No	27	n/a	n/a	81.48	n/a	n/a	0.002502	NP Intra (NDs) 1 of 2
Cobalt (mg/L)	GWC-20	0.001868	n/a	8/5/2025	0.00062J	No	14	0.0323	0.00398	0	None	sqrt(x)	0.0003901	Param Intra 1 of 2
Cobalt (mg/L)	GWC-21	0.003542	n/a	8/5/2025	0.0007J	No	26	-6.662	0.4303	3.846	None	ln(x)	0.0003901	Param Intra 1 of 2
Cobalt (mg/L)	GWC-23	0.01088	n/a	8/6/2025	0.001J	No	22	0.004884	0.002457	0	None	No	0.0003901	Param Intra 1 of 2
Cobalt (mg/L)	GWC-9	0.0055	n/a	8/6/2025	0.00041J	No	49	n/a	n/a	48.98	n/a	n/a	0.0007934	NP Intra (normality) 1 of 2
Copper (mg/L)	GWA-2	0.003	n/a	8/5/2025	0.0024	No	43	n/a	n/a	97.67	n/a	n/a	0.001037	NP Intra (NDs) 1 of 2
Copper (mg/L)	GWA-3	0.0034	n/a	8/6/2025	0.002ND	No	42	n/a	n/a	85.71	n/a	n/a	0.001077	NP Intra (NDs) 1 of 2
Copper (mg/L)	GWA-4A	0.0051	n/a	8/5/2025	0.002ND	No	42	n/a	n/a	80.95	n/a	n/a	0.001077	NP Intra (NDs) 1 of 2
Copper (mg/L)	GWA-5	0.0021	n/a	8/5/2025	0.002ND	No	43	n/a	n/a	95.35	n/a	n/a	0.001037	NP Intra (NDs) 1 of 2
Copper (mg/L)	GWA-13	0.002	n/a	8/5/2025	0.0011J	No	23	n/a	n/a	95.65	n/a	n/a	0.003415	NP Intra (NDs) 1 of 2
Copper (mg/L)	GWA-14	0.002	n/a	8/4/2025	0.002ND	No	22	n/a	n/a	90.91	n/a	n/a	0.003707	NP Intra (NDs) 1 of 2
Copper (mg/L)	GWA-15	0.002	n/a	8/5/2025	0.002ND	No	21	n/a	n/a	95.24	n/a	n/a	0.003999	NP Intra (NDs) 1 of 2
Copper (mg/L)	GWA-16	0.002	n/a	8/5/2025	0.002ND	No	21	n/a	n/a	90.48	n/a	n/a	0.003999	NP Intra (NDs) 1 of 2
Copper (mg/L)	GWC-17	0.0021	n/a	8/5/2025	0.002ND	No	22	n/a	n/a	86.36	n/a	n/a	0.003707	NP Intra (NDs) 1 of 2
Copper (mg/L)	GWC-18	0.0021	n/a	8/6/2025	0.0007J	No	22	n/a	n/a	68.18	n/a	n/a	0.003707	NP Intra (NDs) 1 of 2
Copper (mg/L)	GWC-1	0.002	n/a	8/6/2025	0.002ND	No	42	n/a	n/a	97.62	n/a	n/a	0.001077	NP Intra (NDs) 1 of 2
Copper (mg/L)	GWC-11	0.0027	n/a	8/6/2025	0.002ND	No	43	n/a	n/a	90.7	n/a	n/a	0.001037	NP Intra (NDs) 1 of 2
Copper (mg/L)	GWC-12	0.002	n/a	8/6/2025	0.002ND	No	43	n/a	n/a	95.35	n/a	n/a	0.001037	NP Intra (NDs) 1 of 2
Copper (mg/L)	GWC-19	0.002	n/a	8/5/2025	0.002ND	No	21	n/a	n/a	90.48	n/a	n/a	0.003999	NP Intra (NDs) 1 of 2
Copper (mg/L)	GWC-20	0.002	n/a	8/5/2025	0.001J	No	21	n/a	n/a	90.48	n/a	n/a	0.003999	NP Intra (NDs) 1 of 2
Copper (mg/L)	GWC-21	0.002	n/a	8/5/2025	0.00086J	No	20	n/a	n/a	85	n/a	n/a	0.004291	NP Intra (NDs) 1 of 2
Copper (mg/L)	GWC-23	0.002	n/a	8/6/2025	0.002ND	No	16	n/a	n/a	81.25	n/a	n/a	0.006456	NP Intra (NDs) 1 of 2
Copper (mg/L)	GWC-9	0.0021	n/a	8/6/2025	0.002ND	No	43	n/a	n/a	93.02	n/a	n/a	0.001037	NP Intra (NDs) 1 of 2
Lead (mg/L)	GWA-2	0.0054	n/a	8/5/2025	0.001ND	No	49	n/a	n/a	87.76	n/a	n/a	0.0007934	NP Intra (NDs) 1 of 2
Lead (mg/L)	GWA-3	0.015	n/a	8/6/2025	0.001ND	No	48	n/a	n/a	95.83	n/a	n/a	0.0008339	NP Intra (NDs) 1 of 2
Lead (mg/L)	GWA-4A	0.0037	n/a	8/5/2025	0.001ND	No	48	n/a	n/a	89.58	n/a	n/a	0.0008339	NP Intra (NDs) 1 of 2
Lead (mg/L)	GWA-5	0.001	n/a	8/5/2025	0.001ND	No	49	n/a	n/a	91.84	n/a	n/a	0.0007934	NP Intra (NDs) 1 of 2
Lead (mg/L)	GWA-13	0.001	n/a	8/5/2025	0.001ND	No	29	n/a	n/a	93.1	n/a	n/a	0.002172	NP Intra (NDs) 1 of 2
Lead (mg/L)	GWA-14	0.001	n/a	8/4/2025	0.001ND	No	28	n/a	n/a	89.29	n/a	n/a	0.002337	NP Intra (NDs) 1 of 2

Appendix I - Intrawell Predicition Limits - All Results (No Significant)

Plant McIntosh Client: Southern Company Data: McIntosh LF 4 Printed 9/19/2025, 4:42 PM

Constituent	Well	Upper Lim.	Lower Lim.	Date	Observ.	Sig.	Bg N	Bg Mean	Std. Dev.	%NDs	ND Adj.	Transform	Alpha	Method
Lead (mg/L)	GWA-15	0.001	n/a	8/5/2025	0.001ND	No	27	n/a	n/a	96.3	n/a	n/a	0.002502	NP Intra (NDs) 1 of 2
Lead (mg/L)	GWA-16	0.001	n/a	8/5/2025	0.001ND	No	27	n/a	n/a	88.89	n/a	n/a	0.002502	NP Intra (NDs) 1 of 2
Lead (mg/L)	GWC-17	0.001	n/a	8/5/2025	0.001ND	No	28	n/a	n/a	96.43	n/a	n/a	0.002337	NP Intra (NDs) 1 of 2
Lead (mg/L)	GWC-18	0.001	n/a	8/6/2025	0.001ND	No	28	n/a	n/a	71.43	n/a	n/a	0.002337	NP Intra (NDs) 1 of 2
Lead (mg/L)	GWC-11	0.001	n/a	8/6/2025	0.001ND	No	49	n/a	n/a	89.8	n/a	n/a	0.0007934	NP Intra (NDs) 1 of 2
Lead (mg/L)	GWC-19	0.001	n/a	8/5/2025	0.001ND	No	27	n/a	n/a	96.3	n/a	n/a	0.002502	NP Intra (NDs) 1 of 2
Lead (mg/L)	GWC-20	0.001	n/a	8/5/2025	0.001ND	No	27	n/a	n/a	92.59	n/a	n/a	0.002502	NP Intra (NDs) 1 of 2
Lead (mg/L)	GWC-21	0.001	n/a	8/5/2025	0.001ND	No	27	n/a	n/a	92.59	n/a	n/a	0.002502	NP Intra (NDs) 1 of 2
Lead (mg/L)	GWC-23	0.001	n/a	8/6/2025	0.001ND	No	22	n/a	n/a	86.36	n/a	n/a	0.003707	NP Intra (NDs) 1 of 2
Nickel (mg/L)	GWA-2	0.0043	n/a	8/5/2025	0.00081J	No	43	n/a	n/a	67.44	n/a	n/a	0.001037	NP Intra (NDs) 1 of 2
Nickel (mg/L)	GWA-3	0.005	n/a	8/6/2025	0.005ND	No	41	n/a	n/a	85.37	n/a	n/a	0.001118	NP Intra (NDs) 1 of 2
Nickel (mg/L)	GWA-4A	0.0072	n/a	8/5/2025	0.005ND	No	42	n/a	n/a	59.52	n/a	n/a	0.001077	NP Intra (NDs) 1 of 2
Nickel (mg/L)	GWA-5	0.0031	n/a	8/5/2025	0.00075J	No	43	n/a	n/a	81.4	n/a	n/a	0.001037	NP Intra (NDs) 1 of 2
Nickel (mg/L)	GWA-13	0.005	n/a	8/5/2025	0.005ND	No	22	n/a	n/a	81.82	n/a	n/a	0.003707	NP Intra (NDs) 1 of 2
Nickel (mg/L)	GWA-14	0.005	n/a	8/4/2025	0.005ND	No	21	n/a	n/a	57.14	n/a	n/a	0.003999	NP Intra (NDs) 1 of 2
Nickel (mg/L)	GWA-15	0.005	n/a	8/5/2025	0.005ND	No	21	n/a	n/a	76.19	n/a	n/a	0.003999	NP Intra (NDs) 1 of 2
Nickel (mg/L)	GWA-16	0.001	n/a	8/5/2025	0.00042J	No	21	n/a	n/a	66.67	n/a	n/a	0.003999	NP Intra (NDs) 1 of 2
Nickel (mg/L)	GWC-17	0.004046	n/a	8/5/2025	0.0019J	No	22	-6.243	0.3002	9.091	None	ln(x)	0.0003901	Param Intra 1 of 2
Nickel (mg/L)	GWC-18	0.0019	n/a	8/6/2025	0.00084J	No	22	n/a	n/a	31.82	n/a	n/a	0.003707	NP Intra (normality) 1 of 2
Nickel (mg/L)	GWC-1	0.0025	n/a	8/6/2025	0.00099J	No	42	n/a	n/a	66.67	n/a	n/a	0.001077	NP Intra (NDs) 1 of 2
Nickel (mg/L)	GWC-10	0.005	n/a	8/6/2025	0.005ND	No	43	n/a	n/a	90.7	n/a	n/a	0.001037	NP Intra (NDs) 1 of 2
Nickel (mg/L)	GWC-11	0.005	n/a	8/6/2025	0.005ND	No	43	n/a	n/a	74.42	n/a	n/a	0.001037	NP Intra (NDs) 1 of 2
Nickel (mg/L)	GWC-12	0.0064	n/a	8/6/2025	0.00084J	No	43	n/a	n/a	67.44	n/a	n/a	0.001037	NP Intra (NDs) 1 of 2
Nickel (mg/L)	GWC-19	0.0051	n/a	8/5/2025	0.00097J	No	21	n/a	n/a	4.762	n/a	n/a	0.003999	NP Intra (normality) 1 of 2
Nickel (mg/L)	GWC-20	0.0067	n/a	8/5/2025	0.0018J	No	21	n/a	n/a	23.81	n/a	n/a	0.003999	NP Intra (normality) 1 of 2
Nickel (mg/L)	GWC-21	0.0012	n/a	8/5/2025	0.00049J	No	21	n/a	n/a	47.62	n/a	n/a	0.003999	NP Intra (normality) 1 of 2
Nickel (mg/L)	GWC-23	0.003029	n/a	8/6/2025	0.0012J	No	16	0.0398	0.005828	6.25	None	sqrt(x)	0.0003901	Param Intra 1 of 2
Nickel (mg/L)	GWC-9	0.0033	n/a	8/6/2025	0.00059J	No	43	n/a	n/a	72.09	n/a	n/a	0.001037	NP Intra (NDs) 1 of 2
Selenium (mg/L)	GWA-2	0.005	n/a	8/5/2025	0.005ND	No	49	n/a	n/a	93.88	n/a	n/a	0.0007934	NP Intra (NDs) 1 of 2
Selenium (mg/L)	GWA-3	0.005	n/a	8/6/2025	0.005ND	No	49	n/a	n/a	89.8	n/a	n/a	0.0007934	NP Intra (NDs) 1 of 2
Selenium (mg/L)	GWA-4A	0.005	n/a	8/5/2025	0.005ND	No	48	n/a	n/a	93.75	n/a	n/a	0.0008339	NP Intra (NDs) 1 of 2
Selenium (mg/L)	GWA-13	0.005	n/a	8/5/2025	0.005ND	No	28	n/a	n/a	96.43	n/a	n/a	0.002337	NP Intra (NDs) 1 of 2
Selenium (mg/L)	GWA-15	0.005	n/a	8/5/2025	0.005ND	No	27	n/a	n/a	96.3	n/a	n/a	0.002502	NP Intra (NDs) 1 of 2
Selenium (mg/L)	GWA-16	0.005	n/a	8/5/2025	0.005ND	No	27	n/a	n/a	96.3	n/a	n/a	0.002502	NP Intra (NDs) 1 of 2
Selenium (mg/L)	GWC-18	0.005	n/a	8/6/2025	0.005ND	No	28	n/a	n/a	96.43	n/a	n/a	0.002337	NP Intra (NDs) 1 of 2
Selenium (mg/L)	GWC-1	0.005	n/a	8/6/2025	0.005ND	No	48	n/a	n/a	95.83	n/a	n/a	0.0008339	NP Intra (NDs) 1 of 2
Selenium (mg/L)	GWC-10	0.005	n/a	8/6/2025	0.005ND	No	49	n/a	n/a	95.92	n/a	n/a	0.0007934	NP Intra (NDs) 1 of 2
Selenium (mg/L)	GWC-11	0.005	n/a	8/6/2025	0.005ND	No	49	n/a	n/a	87.76	n/a	n/a	0.0007934	NP Intra (NDs) 1 of 2
Selenium (mg/L)	GWC-19	0.005	n/a	8/5/2025	0.005ND	No	27	n/a	n/a	96.3	n/a	n/a	0.002502	NP Intra (NDs) 1 of 2
Selenium (mg/L)	GWC-20	0.005	n/a	8/5/2025	0.005ND	No	27	n/a	n/a	96.3	n/a	n/a	0.002502	NP Intra (NDs) 1 of 2
Selenium (mg/L)	GWC-21	0.005	n/a	8/5/2025	0.005ND	No	27	n/a	n/a	96.3	n/a	n/a	0.002502	NP Intra (NDs) 1 of 2
Selenium (mg/L)	GWC-9	0.0058	n/a	8/6/2025	0.005ND	No	49	n/a	n/a	97.96	n/a	n/a	0.0007934	NP Intra (NDs) 1 of 2
Silver (mg/L)	GWC-18	0.001	n/a	8/6/2025	0.001ND	No	22	n/a	n/a	95.45	n/a	n/a	0.003707	NP Intra (NDs) 1 of 2
Silver (mg/L)	GWC-1	0.001	n/a	8/6/2025	0.001ND	No	42	n/a	n/a	97.62	n/a	n/a	0.001077	NP Intra (NDs) 1 of 2
Silver (mg/L)	GWC-10	0.001	n/a	8/6/2025	0.001ND	No	43	n/a	n/a	97.67	n/a	n/a	0.001037	NP Intra (NDs) 1 of 2
Silver (mg/L)	GWC-11	0.001	n/a	8/6/2025	0.001ND	No	43	n/a	n/a	95.35	n/a	n/a	0.001037	NP Intra (NDs) 1 of 2
Silver (mg/L)	GWC-21	0.001	n/a	8/5/2025	0.001ND	No	21	n/a	n/a	95.24	n/a	n/a	0.003999	NP Intra (NDs) 1 of 2
Silver (mg/L)	GWC-23	0.001	n/a	8/6/2025	0.001ND	No	16	n/a	n/a	93.75	n/a	n/a	0.006456	NP Intra (NDs) 1 of 2
Silver (mg/L)	GWC-9	0.001	n/a	8/6/2025	0.001ND	No	43	n/a	n/a	97.67	n/a	n/a	0.001037	NP Intra (NDs) 1 of 2
Thallium (mg/L)	GWA-2	0.001	n/a	8/5/2025	0.001ND	No	46	n/a	n/a	93.48	n/a	n/a	0.0009151	NP Intra (NDs) 1 of 2
Thallium (mg/L)	GWA-3	0.001	n/a	8/6/2025	0.001ND	No	46	n/a	n/a	95.65	n/a	n/a	0.0009151	NP Intra (NDs) 1 of 2
Thallium (mg/L)	GWA-4A	0.001	n/a	8/5/2025	0.001ND	No	45	n/a	n/a	95.56	n/a	n/a	0.0009557	NP Intra (NDs) 1 of 2
Thallium (mg/L)	GWA-13	0.001	n/a	8/5/2025	0.001ND	No	28	n/a	n/a	85.71	n/a	n/a	0.002337	NP Intra (NDs) 1 of 2
Thallium (mg/L)	GWA-14	0.001	n/a	8/4/2025	0.001ND	No	27	n/a	n/a	85.19	n/a	n/a	0.002502	NP Intra (NDs) 1 of 2
Thallium (mg/L)	GWA-16	0.001	n/a	8/5/2025	0.001ND	No	27	n/a	n/a	92.59	n/a	n/a	0.002502	NP Intra (NDs) 1 of 2
Thallium (mg/L)	GWC-17	0.001	n/a	8/5/2025	0.001ND	No	28	n/a	n/a	78.57	n/a	n/a	0.002337	NP Intra (NDs) 1 of 2
Thallium (mg/L)	GWC-18	0.001	n/a	8/6/2025	0.001ND	No	28	n/a	n/a	39.29	n/a	n/a	0.002337	NP Intra (normality) 1 of 2
Thallium (mg/L)	GWC-10	0.001	n/a	8/6/2025	0.001ND	No	46	n/a	n/a	93.48	n/a	n/a	0.0009151	NP Intra (NDs) 1 of 2
Thallium (mg/L)	GWC-11	0.001	n/a	8/6/2025	0.001ND	No	46	n/a	n/a	93.48	n/a	n/a	0.0009151	NP Intra (NDs) 1 of 2
Thallium (mg/L)	GWC-12	0.001	n/a	8/6/2025	0.001ND	No	46	n/a	n/a	95.65	n/a	n/a	0.0009151	NP Intra (NDs) 1 of 2
Thallium (mg/L)	GWC-19	0.001	n/a	8/5/2025	0.001ND	No	27	n/a	n/a	88.89	n/a	n/a	0.002502	NP Intra (NDs) 1 of 2
Thallium (mg/L)	GWC-20	0.001	n/a	8/5/2025	0.001ND	No	27	n/a	n/a	74.07	n/a	n/a	0.002502	NP Intra (NDs) 1 of 2
Thallium (mg/L)	GWC-21	0.001	n/a	8/5/2025	0.001ND	No	27	n/a	n/a	88.89	n/a	n/a	0.002502	NP Intra (NDs) 1 of 2
Thallium (mg/L)	GWC-23	0.001	n/a	8/6/2025	0.00053J	No	22	n/a	n/a	72.73	n/a	n/a	0.003707	NP Intra (NDs) 1 of 2
Thallium (mg/L)	GWC-9	0.001	n/a	8/6/2025	0.001ND	No	46	n/a	n/a	97.83	n/a	n/a	0.0009151	NP Intra (NDs) 1 of 2
Vanadium (mg/L)	GWA-2	0.0051	n/a	8/5/2025	0.005ND	No	43	n/a	n/a	86.05	n/a	n/a	0.001037	NP Intra (NDs) 1 of 2
Vanadium (mg/L)	GWA-3	0.005	n/a	8/6/2025	0.005ND	No	42	n/a	n/a	80.95	n/a	n/a	0.001077	NP Intra (NDs) 1 of 2
Vanadium (mg/L)	GWA-4A	0.005	n/a	8/5/2025	0.005ND	No	42	n/a	n/a	85.71	n/a	n/a	0.001077	NP Intra (NDs) 1 of 2

Appendix I - Intrawell Predicition Limits - All Results (No Significant)

Plant McIntosh Client: Southern Company Data: McIntosh LF 4 Printed 9/19/2025, 4:42 PM

Constituent	Well	Upper Lim.	Lower Lim.	Date	Observ.	Sig.	Bg N	Bg Mean	Std. Dev.	%NDs	ND Adj.	Transform	Alpha	Method
Vanadium (mg/L)	GWA-5	0.005	n/a	8/5/2025	0.005ND	No	43	n/a	n/a	88.37	n/a	n/a	0.001037	NP Intra (NDs) 1 of 2
Vanadium (mg/L)	GWA-13	0.005	n/a	8/5/2025	0.005ND	No	23	n/a	n/a	78.26	n/a	n/a	0.003415	NP Intra (NDs) 1 of 2
Vanadium (mg/L)	GWA-14	0.005	n/a	8/4/2025	0.005ND	No	22	n/a	n/a	90.91	n/a	n/a	0.003707	NP Intra (NDs) 1 of 2
Vanadium (mg/L)	GWA-15	0.005	n/a	8/5/2025	0.005ND	No	21	n/a	n/a	80.95	n/a	n/a	0.003999	NP Intra (NDs) 1 of 2
Vanadium (mg/L)	GWA-16	0.005	n/a	8/5/2025	0.005ND	No	21	n/a	n/a	80.95	n/a	n/a	0.003999	NP Intra (NDs) 1 of 2
Vanadium (mg/L)	GWC-17	0.005	n/a	8/5/2025	0.005ND	No	22	n/a	n/a	81.82	n/a	n/a	0.003707	NP Intra (NDs) 1 of 2
Vanadium (mg/L)	GWC-18	0.006776	n/a	8/6/2025	0.0027J	No	22	0.05581	0.01086	4.545	None	sqrt(x)	0.0003901	Param Intra 1 of 2
Vanadium (mg/L)	GWC-1	0.005	n/a	8/6/2025	0.005ND	No	42	n/a	n/a	80.95	n/a	n/a	0.001077	NP Intra (NDs) 1 of 2
Vanadium (mg/L)	GWC-10	0.005	n/a	8/6/2025	0.005ND	No	42	n/a	n/a	66.67	n/a	n/a	0.001077	NP Intra (NDs) 1 of 2
Vanadium (mg/L)	GWC-11	0.005	n/a	8/6/2025	0.005ND	No	41	n/a	n/a	56.1	n/a	n/a	0.001118	NP Intra (NDs) 1 of 2
Vanadium (mg/L)	GWC-12	0.005	n/a	8/6/2025	0.005ND	No	41	n/a	n/a	87.8	n/a	n/a	0.001118	NP Intra (NDs) 1 of 2
Vanadium (mg/L)	GWC-19	0.0067	n/a	8/5/2025	0.005ND	No	21	n/a	n/a	38.1	n/a	n/a	0.003999	NP Intra (normality) 1 of 2
Vanadium (mg/L)	GWC-20	0.0074	n/a	8/5/2025	0.005ND	No	21	n/a	n/a	71.43	n/a	n/a	0.003999	NP Intra (NDs) 1 of 2
Vanadium (mg/L)	GWC-21	0.0058	n/a	8/5/2025	0.005ND	No	21	n/a	n/a	61.9	n/a	n/a	0.003999	NP Intra (NDs) 1 of 2
Vanadium (mg/L)	GWC-23	0.0055	n/a	8/6/2025	0.005ND	No	16	n/a	n/a	50	n/a	n/a	0.006456	NP Intra (normality) 1 of 2
Vanadium (mg/L)	GWC-9	0.006	n/a	8/6/2025	0.005ND	No	42	n/a	n/a	85.71	n/a	n/a	0.001077	NP Intra (NDs) 1 of 2
Zinc (mg/L)	GWA-2	0.014	n/a	8/5/2025	0.01ND	No	43	n/a	n/a	25.58	n/a	n/a	0.001037	NP Intra (normality) 1 of 2
Zinc (mg/L)	GWA-3	0.045	n/a	8/6/2025	0.01ND	No	42	n/a	n/a	47.62	n/a	n/a	0.001077	NP Intra (normality) 1 of 2
Zinc (mg/L)	GWA-4A	0.0138	n/a	8/5/2025	0.01ND	No	41	0.07257	0.02005	24.39	Kaplan-Meier	sqrt(x)	0.0003901	Param Intra 1 of 2
Zinc (mg/L)	GWA-5	0.022	n/a	8/5/2025	0.01ND	No	44	n/a	n/a	31.82	n/a	n/a	0.0009963	NP Intra (normality) 1 of 2
Zinc (mg/L)	GWA-13	0.01	n/a	8/5/2025	0.01ND	No	23	n/a	n/a	56.52	n/a	n/a	0.003415	NP Intra (NDs) 1 of 2
Zinc (mg/L)	GWA-14	0.0161	n/a	8/4/2025	0.01ND	No	22	0.168	0.03462	27.27	Kaplan-Meier	x^(1/3)	0.0003901	Param Intra 1 of 2
Zinc (mg/L)	GWA-15	0.0107	n/a	8/5/2025	0.01ND	No	21	0.004945	0.002338	33.33	Kaplan-Meier	No	0.0003901	Param Intra 1 of 2
Zinc (mg/L)	GWA-16	0.01	n/a	8/5/2025	0.01ND	No	21	n/a	n/a	33.33	n/a	n/a	0.003999	NP Intra (normality) 1 of 2
Zinc (mg/L)	GWC-17	0.01523	n/a	8/5/2025	0.01ND	No	22	0.07819	0.01852	18.18	Kaplan-Meier	sqrt(x)	0.0003901	Param Intra 1 of 2
Zinc (mg/L)	GWC-18	0.01728	n/a	8/6/2025	0.01ND	No	21	0.06479	0.02709	28.57	Kaplan-Meier	sqrt(x)	0.0003901	Param Intra 1 of 2
Zinc (mg/L)	GWC-1	0.015	n/a	8/6/2025	0.01ND	No	42	n/a	n/a	26.19	n/a	n/a	0.001077	NP Intra (normality) 1 of 2
Zinc (mg/L)	GWC-10	0.019	n/a	8/6/2025	0.01ND	No	45	n/a	n/a	68.89	n/a	n/a	0.0009557	NP Intra (NDs) 1 of 2
Zinc (mg/L)	GWC-11	0.01	n/a	8/6/2025	0.01ND	No	42	n/a	n/a	61.9	n/a	n/a	0.001077	NP Intra (NDs) 1 of 2
Zinc (mg/L)	GWC-12	0.01	n/a	8/6/2025	0.01ND	No	43	n/a	n/a	37.21	n/a	n/a	0.001037	NP Intra (normality) 1 of 2
Zinc (mg/L)	GWC-19	0.01309	n/a	8/5/2025	0.01ND	No	21	0.06612	0.01963	42.86	Kaplan-Meier	sqrt(x)	0.0003901	Param Intra 1 of 2
Zinc (mg/L)	GWC-20	0.01	n/a	8/5/2025	0.01ND	No	21	n/a	n/a	47.62	n/a	n/a	0.003999	NP Intra (normality) 1 of 2
Zinc (mg/L)	GWC-21	0.016	n/a	8/5/2025	0.01ND	No	21	n/a	n/a	47.62	n/a	n/a	0.003999	NP Intra (normality) 1 of 2
Zinc (mg/L)	GWC-23	0.01796	n/a	8/6/2025	0.01ND	No	16	0.007076	0.004162	25	Kaplan-Meier	No	0.0003901	Param Intra 1 of 2
Zinc (mg/L)	GWC-9	0.051	n/a	8/6/2025	0.01ND	No	43	n/a	n/a	60.47	n/a	n/a	0.001037	NP Intra (NDs) 1 of 2

Appendix III - Intrawell Prediction Limits - All Results (No Significant)

Plant McIntosh Client: Southern Company Data: McIntosh LF 4 Printed 9/19/2025, 4:33 PM

Constituent	Well	Upper Lim.	Lower Lim.	Date	Observ.	Sig.	Bg N	Bg Mean	Std. Dev.	%NDs	ND Adj.	Transform	Alpha	Method
Sulfate (mg/L)	GWA-2	1.7	n/a	8/5/2025	1ND	No	22	n/a	n/a	63.64	n/a	n/a	0.003707	NP Intra (NDs) 1 of 2
Sulfate (mg/L)	GWA-3	1.125	n/a	8/6/2025	0.94J	No	22	0.4635	0.5166	45.45	Kaplan-Meier	x^4	0.0008358	Param Intra 1 of 2
Sulfate (mg/L)	GWA-4A	12.87	n/a	8/5/2025	2.6	No	22	6.173	3.033	0	None	No	0.0008358	Param Intra 1 of 2
Sulfate (mg/L)	GWA-5	1	n/a	8/5/2025	1ND	No	22	n/a	n/a	77.27	n/a	n/a	0.003707	NP Intra (NDs) 1 of 2
Sulfate (mg/L)	GWA-13	1.4	n/a	8/5/2025	0.97J	No	22	n/a	n/a	63.64	n/a	n/a	0.003707	NP Intra (NDs) 1 of 2
Sulfate (mg/L)	GWA-14	2.313	n/a	8/4/2025	0.78J	No	20	-0.1239	0.4296	40	Kaplan-Meier	ln(x)	0.0008358	Param Intra 1 of 2
Sulfate (mg/L)	GWA-15	1.2	n/a	8/5/2025	1ND	No	22	n/a	n/a	59.09	n/a	n/a	0.003707	NP Intra (NDs) 1 of 2
Sulfate (mg/L)	GWA-16	1	n/a	8/5/2025	1ND	No	22	n/a	n/a	68.18	n/a	n/a	0.003707	NP Intra (NDs) 1 of 2
Sulfate (mg/L)	GWC-17	1.8	n/a	8/5/2025	1ND	No	21	n/a	n/a	61.9	n/a	n/a	0.003999	NP Intra (NDs) 1 of 2
Sulfate (mg/L)	GWC-18	6.542	n/a	8/6/2025	1.7	No	22	4.152	1.083	0	None	No	0.0008358	Param Intra 1 of 2
Sulfate (mg/L)	GWC-1	2.465	n/a	8/6/2025	1.2	No	22	1.368	0.497	0	None	No	0.0008358	Param Intra 1 of 2
Sulfate (mg/L)	GWC-10	5.509	n/a	8/6/2025	3	No	22	3.192	1.049	0	None	No	0.0008358	Param Intra 1 of 2
Sulfate (mg/L)	GWC-11	6.527	n/a	8/6/2025	1.7	No	22	4.171	1.067	0	None	No	0.0008358	Param Intra 1 of 2
Sulfate (mg/L)	GWC-12	1.1	n/a	8/6/2025	0.94J	No	22	n/a	n/a	59.09	n/a	n/a	0.003707	NP Intra (NDs) 1 of 2
Sulfate (mg/L)	GWC-19	3.007	n/a	8/5/2025	1.9	No	22	2.01	0.4516	0	None	No	0.0008358	Param Intra 1 of 2
Sulfate (mg/L)	GWC-20	2.739	n/a	8/5/2025	0.78J	No	20	1.335	0.6265	10	None	No	0.0008358	Param Intra 1 of 2
Sulfate (mg/L)	GWC-21	1.684	n/a	8/5/2025	1ND	No	22	0.9255	0.1685	22.73	Kaplan-Meier	sqrt(x)	0.0008358	Param Intra 1 of 2
Sulfate (mg/L)	GWC-23	3.525	n/a	8/6/2025	1.9	No	21	2.376	0.5166	0	None	No	0.0008358	Param Intra 1 of 2
Sulfate (mg/L)	GWC-9	4.1	n/a	8/6/2025	1ND	No	22	n/a	n/a	45.45	n/a	n/a	0.003707	NP Intra (normality) 1 of 2

Appendix III - Interwell Predicition Limits - All Results (No Significant)

Plant McIntosh Client: Southern Company Data: McIntosh LF 4 Printed 9/19/2025, 4:37 PM

Constituent	Well	Upper Lim.	Lower Lim.	Date	Observ.	Sig.	Bg N	Bg Mean	Std. Dev.	%NDs	ND Adj.	Transform	Alpha	Method
Boron (mg/L)	GWC-1	0.11	n/a	8/6/2025	0.08ND	No	260	n/a	n/a	85	n/a	n/a	0.00004916	NP Inter (NDs) 1 of 2
Boron (mg/L)	GWC-10	0.11	n/a	8/6/2025	0.026J	No	260	n/a	n/a	85	n/a	n/a	0.00004916	NP Inter (NDs) 1 of 2
Boron (mg/L)	GWC-11	0.11	n/a	8/6/2025	0.08ND	No	260	n/a	n/a	85	n/a	n/a	0.00004916	NP Inter (NDs) 1 of 2
Boron (mg/L)	GWC-12	0.11	n/a	8/6/2025	0.08ND	No	260	n/a	n/a	85	n/a	n/a	0.00004916	NP Inter (NDs) 1 of 2
Boron (mg/L)	GWC-19	0.11	n/a	8/5/2025	0.08ND	No	260	n/a	n/a	85	n/a	n/a	0.00004916	NP Inter (NDs) 1 of 2
Boron (mg/L)	GWC-20	0.11	n/a	8/5/2025	0.08ND	No	260	n/a	n/a	85	n/a	n/a	0.00004916	NP Inter (NDs) 1 of 2
Boron (mg/L)	GWC-21	0.11	n/a	8/5/2025	0.08ND	No	260	n/a	n/a	85	n/a	n/a	0.00004916	NP Inter (NDs) 1 of 2
Boron (mg/L)	GWC-23	0.11	n/a	8/6/2025	0.08ND	No	260	n/a	n/a	85	n/a	n/a	0.00004916	NP Inter (NDs) 1 of 2
Boron (mg/L)	GWC-9	0.11	n/a	8/6/2025	0.028J	No	260	n/a	n/a	85	n/a	n/a	0.00004916	NP Inter (NDs) 1 of 2
Calcium (mg/L)	GWC-1	33.2	n/a	8/6/2025	1.1	No	261	n/a	n/a	0	n/a	n/a	0.00004916	NP Inter (normality) 1 of 2
Calcium (mg/L)	GWC-10	33.2	n/a	8/6/2025	22	No	261	n/a	n/a	0	n/a	n/a	0.00004916	NP Inter (normality) 1 of 2
Calcium (mg/L)	GWC-11	33.2	n/a	8/6/2025	10	No	261	n/a	n/a	0	n/a	n/a	0.00004916	NP Inter (normality) 1 of 2
Calcium (mg/L)	GWC-12	33.2	n/a	8/6/2025	0.64	No	261	n/a	n/a	0	n/a	n/a	0.00004916	NP Inter (normality) 1 of 2
Calcium (mg/L)	GWC-19	33.2	n/a	8/5/2025	5.6	No	261	n/a	n/a	0	n/a	n/a	0.00004916	NP Inter (normality) 1 of 2
Calcium (mg/L)	GWC-20	33.2	n/a	8/5/2025	1.4	No	261	n/a	n/a	0	n/a	n/a	0.00004916	NP Inter (normality) 1 of 2
Calcium (mg/L)	GWC-21	33.2	n/a	8/5/2025	1	No	261	n/a	n/a	0	n/a	n/a	0.00004916	NP Inter (normality) 1 of 2
Calcium (mg/L)	GWC-23	33.2	n/a	8/6/2025	1.2	No	261	n/a	n/a	0	n/a	n/a	0.00004916	NP Inter (normality) 1 of 2
Calcium (mg/L)	GWC-9	33.2	n/a	8/6/2025	1.4	No	261	n/a	n/a	0	n/a	n/a	0.00004916	NP Inter (normality) 1 of 2
Chloride (mg/L)	GWC-1	9.4	n/a	8/6/2025	4	No	259	n/a	n/a	0	n/a	n/a	0.00004916	NP Inter (normality) 1 of 2
Chloride (mg/L)	GWC-10	9.4	n/a	8/6/2025	5.5	No	259	n/a	n/a	0	n/a	n/a	0.00004916	NP Inter (normality) 1 of 2
Chloride (mg/L)	GWC-11	9.4	n/a	8/6/2025	4	No	259	n/a	n/a	0	n/a	n/a	0.00004916	NP Inter (normality) 1 of 2
Chloride (mg/L)	GWC-12	9.4	n/a	8/6/2025	3.9	No	259	n/a	n/a	0	n/a	n/a	0.00004916	NP Inter (normality) 1 of 2
Chloride (mg/L)	GWC-19	9.4	n/a	8/5/2025	4.1	No	259	n/a	n/a	0	n/a	n/a	0.00004916	NP Inter (normality) 1 of 2
Chloride (mg/L)	GWC-20	9.4	n/a	8/5/2025	6.5	No	259	n/a	n/a	0	n/a	n/a	0.00004916	NP Inter (normality) 1 of 2
Chloride (mg/L)	GWC-21	9.4	n/a	8/5/2025	5.5	No	259	n/a	n/a	0	n/a	n/a	0.00004916	NP Inter (normality) 1 of 2
Chloride (mg/L)	GWC-23	9.4	n/a	8/6/2025	4.5	No	259	n/a	n/a	0	n/a	n/a	0.00004916	NP Inter (normality) 1 of 2
Chloride (mg/L)	GWC-9	9.4	n/a	8/6/2025	6.5	No	259	n/a	n/a	0	n/a	n/a	0.00004916	NP Inter (normality) 1 of 2
Fluoride (mg/L)	GWC-1	0.74	n/a	8/6/2025	0.2ND	No	261	n/a	n/a	59.39	n/a	n/a	0.00004916	NP Inter (NDs) 1 of 2
Fluoride (mg/L)	GWC-10	0.74	n/a	8/6/2025	0.12J	No	261	n/a	n/a	59.39	n/a	n/a	0.00004916	NP Inter (NDs) 1 of 2
Fluoride (mg/L)	GWC-11	0.74	n/a	8/6/2025	0.34	No	261	n/a	n/a	59.39	n/a	n/a	0.00004916	NP Inter (NDs) 1 of 2
Fluoride (mg/L)	GWC-12	0.74	n/a	8/6/2025	0.2ND	No	261	n/a	n/a	59.39	n/a	n/a	0.00004916	NP Inter (NDs) 1 of 2
Fluoride (mg/L)	GWC-19	0.74	n/a	8/5/2025	0.22	No	261	n/a	n/a	59.39	n/a	n/a	0.00004916	NP Inter (NDs) 1 of 2
Fluoride (mg/L)	GWC-20	0.74	n/a	8/5/2025	0.11J	No	261	n/a	n/a	59.39	n/a	n/a	0.00004916	NP Inter (NDs) 1 of 2
Fluoride (mg/L)	GWC-21	0.74	n/a	8/5/2025	0.19J	No	261	n/a	n/a	59.39	n/a	n/a	0.00004916	NP Inter (NDs) 1 of 2
Fluoride (mg/L)	GWC-23	0.74	n/a	8/6/2025	0.14J	No	261	n/a	n/a	59.39	n/a	n/a	0.00004916	NP Inter (NDs) 1 of 2
Fluoride (mg/L)	GWC-9	0.74	n/a	8/6/2025	0.15J	No	261	n/a	n/a	59.39	n/a	n/a	0.00004916	NP Inter (NDs) 1 of 2
pH, Field (SU)	GWC-1	7.1	4.21	8/6/2025	4.33	No	280	n/a	n/a	0	n/a	n/a	0.00009831	NP Inter (normality) 1 of 2
pH, Field (SU)	GWC-10	7.1	4.21	8/6/2025	6.62	No	280	n/a	n/a	0	n/a	n/a	0.00009831	NP Inter (normality) 1 of 2
pH, Field (SU)	GWC-11	7.1	4.21	8/6/2025	5.6	No	280	n/a	n/a	0	n/a	n/a	0.00009831	NP Inter (normality) 1 of 2
pH, Field (SU)	GWC-12	7.1	4.21	8/6/2025	4.74	No	280	n/a	n/a	0	n/a	n/a	0.00009831	NP Inter (normality) 1 of 2
pH, Field (SU)	GWC-19	7.1	4.21	8/5/2025	4.7	No	280	n/a	n/a	0	n/a	n/a	0.00009831	NP Inter (normality) 1 of 2
pH, Field (SU)	GWC-20	7.1	4.21	8/5/2025	4.88	No	280	n/a	n/a	0	n/a	n/a	0.00009831	NP Inter (normality) 1 of 2
pH, Field (SU)	GWC-21	7.1	4.21	8/5/2025	4.68	No	280	n/a	n/a	0	n/a	n/a	0.00009831	NP Inter (normality) 1 of 2
pH, Field (SU)	GWC-23	7.1	4.21	8/6/2025	4.92	No	280	n/a	n/a	0	n/a	n/a	0.00009831	NP Inter (normality) 1 of 2
pH, Field (SU)	GWC-9	7.1	4.21	8/6/2025	4.98	No	280	n/a	n/a	0	n/a	n/a	0.00009831	NP Inter (normality) 1 of 2
TDS (mg/L)	GWC-1	150	n/a	8/6/2025	44	No	260	n/a	n/a	8.462	n/a	n/a	0.00004916	NP Inter (normality) 1 of 2
TDS (mg/L)	GWC-10	150	n/a	8/6/2025	150	No	260	n/a	n/a	8.462	n/a	n/a	0.00004916	NP Inter (normality) 1 of 2
TDS (mg/L)	GWC-11	150	n/a	8/6/2025	84	No	260	n/a	n/a	8.462	n/a	n/a	0.00004916	NP Inter (normality) 1 of 2
TDS (mg/L)	GWC-12	150	n/a	8/6/2025	35	No	260	n/a	n/a	8.462	n/a	n/a	0.00004916	NP Inter (normality) 1 of 2
TDS (mg/L)	GWC-19	150	n/a	8/5/2025	63	No	260	n/a	n/a	8.462	n/a	n/a	0.00004916	NP Inter (normality) 1 of 2
TDS (mg/L)	GWC-20	150	n/a	8/5/2025	63	No	260	n/a	n/a	8.462	n/a	n/a	0.00004916	NP Inter (normality) 1 of 2
TDS (mg/L)	GWC-21	150	n/a	8/5/2025	44	No	260	n/a	n/a	8.462	n/a	n/a	0.00004916	NP Inter (normality) 1 of 2
TDS (mg/L)	GWC-23	150	n/a	8/6/2025	33	No	260	n/a	n/a	8.462	n/a	n/a	0.00004916	NP Inter (normality) 1 of 2
TDS (mg/L)	GWC-9	150	n/a	8/6/2025	53	No	260	n/a	n/a	8.462	n/a	n/a	0.00004916	NP Inter (normality) 1 of 2

FIGURE A.

Sanitas™ v.10.1.03a Software licensed to Groundwater Stats Consulting. UG
Hollow symbols indicate censored values.

Time Series

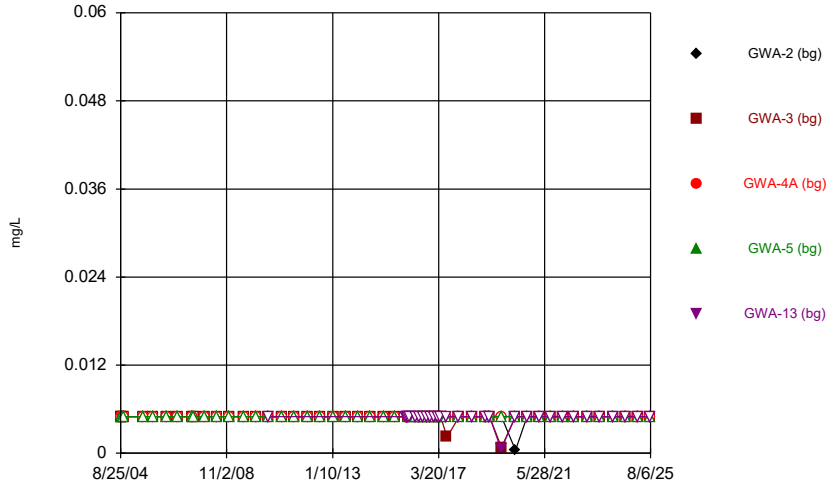

Constituent: Antimony Analysis Run 1/6/2026 11:17 AM
Plant McIntosh Client: Southern Company Data: McIntosh LF 4

Sanitas™ v.10.1.03a Software licensed to Groundwater Stats Consulting. UG
Hollow symbols indicate censored values.

Time Series

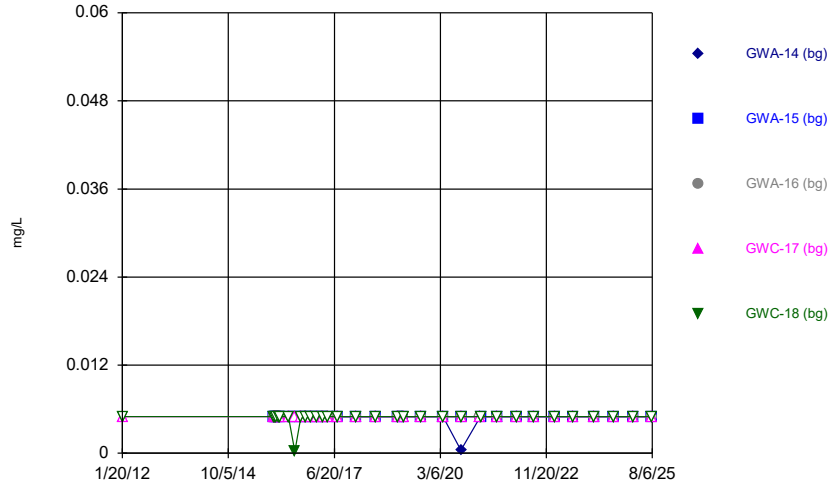

Constituent: Antimony Analysis Run 1/6/2026 11:17 AM
Plant McIntosh Client: Southern Company Data: McIntosh LF 4

Sanitas™ v.10.1.03a Software licensed to Groundwater Stats Consulting. UG
Hollow symbols indicate censored values.

Time Series

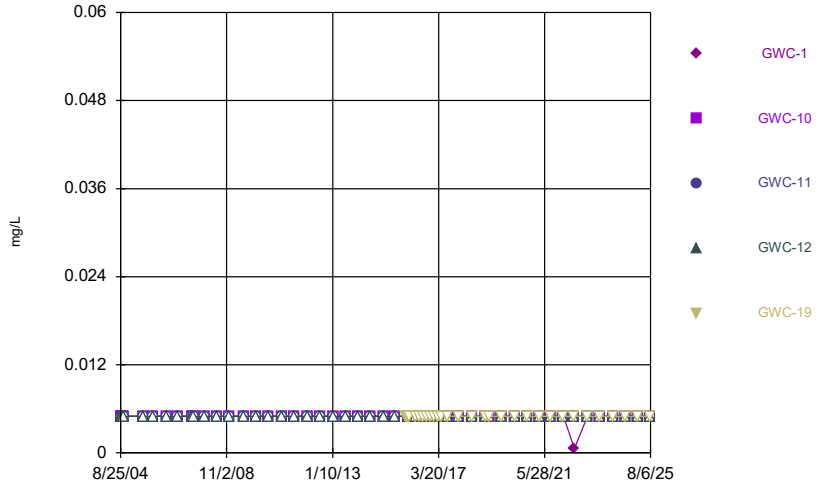

Constituent: Antimony Analysis Run 1/6/2026 11:17 AM
Plant McIntosh Client: Southern Company Data: McIntosh LF 4

Sanitas™ v.10.1.03a Software licensed to Groundwater Stats Consulting. UG
Hollow symbols indicate censored values.

Time Series

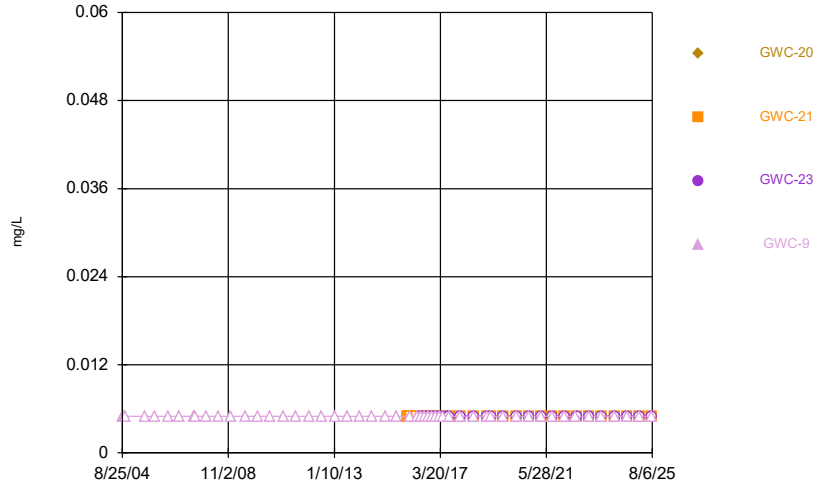

Constituent: Antimony Analysis Run 1/6/2026 11:17 AM
Plant McIntosh Client: Southern Company Data: McIntosh LF 4

Sanitas™ v.10.1.03a Software licensed to Groundwater Stats Consulting. UG
Hollow symbols indicate censored values.

Time Series

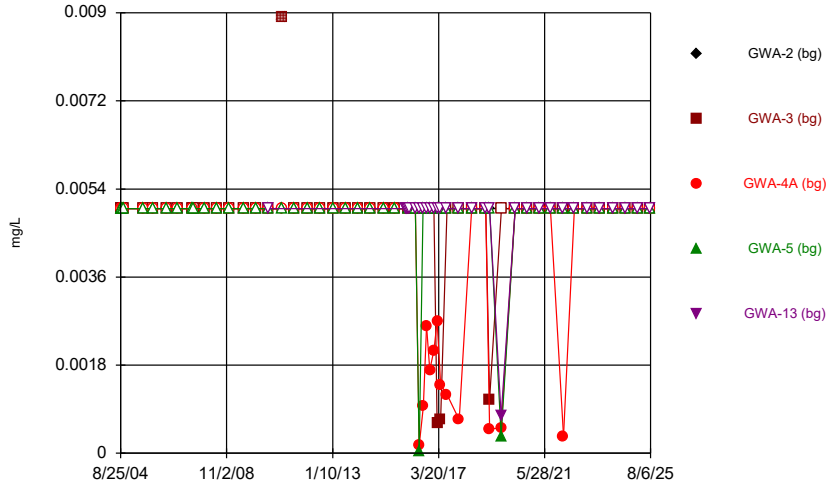

Constituent: Arsenic Analysis Run 1/6/2026 11:17 AM
Plant McIntosh Client: Southern Company Data: McIntosh LF 4

Sanitas™ v.10.1.03a Software licensed to Groundwater Stats Consulting. UG
Hollow symbols indicate censored values.

Time Series

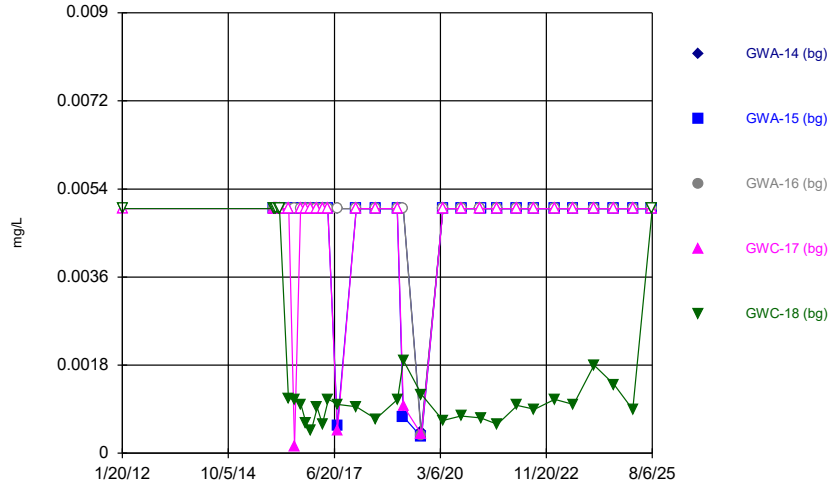

Constituent: Arsenic Analysis Run 1/6/2026 11:17 AM
Plant McIntosh Client: Southern Company Data: McIntosh LF 4

Sanitas™ v.10.1.03a Software licensed to Groundwater Stats Consulting. UG
Hollow symbols indicate censored values.

Time Series

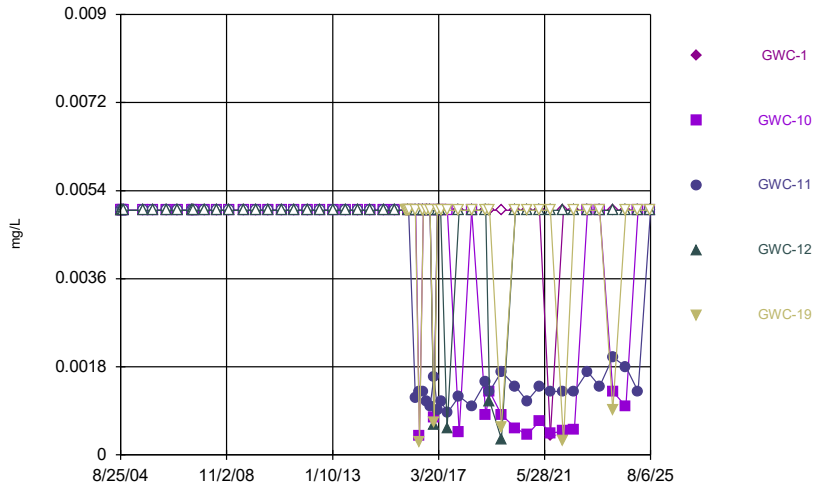

Constituent: Arsenic Analysis Run 1/6/2026 11:17 AM
Plant McIntosh Client: Southern Company Data: McIntosh LF 4

Sanitas™ v.10.1.03a Software licensed to Groundwater Stats Consulting. UG
Hollow symbols indicate censored values.

Time Series

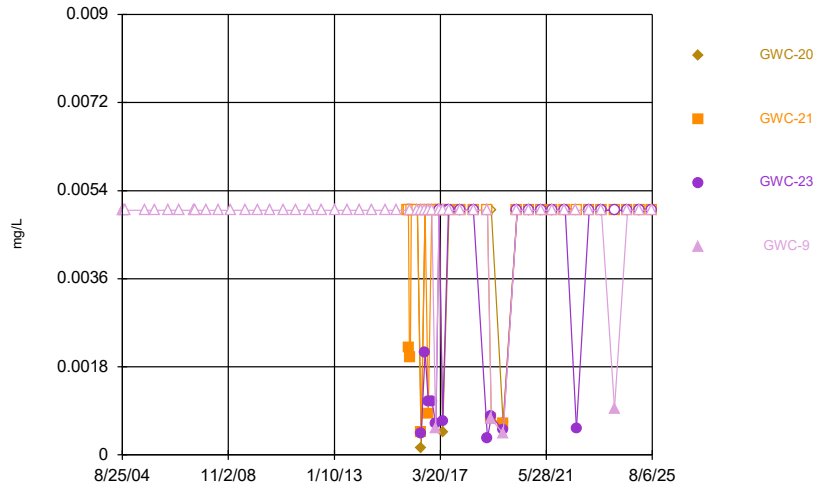

Constituent: Arsenic Analysis Run 1/6/2026 11:17 AM
Plant McIntosh Client: Southern Company Data: McIntosh LF 4

Sanitas™ v.10.1.03a Software licensed to Groundwater Stats Consulting. UG

Time Series

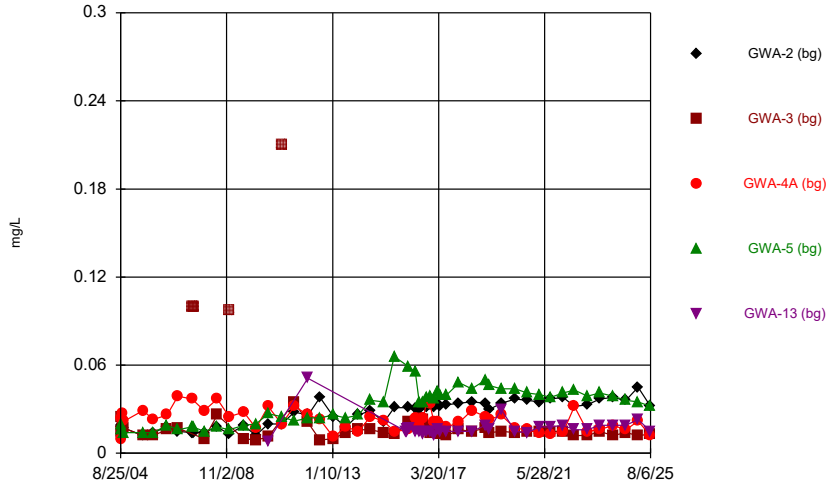

Constituent: Barium Analysis Run 1/6/2026 11:17 AM

Plant McIntosh Client: Southern Company Data: McIntosh LF 4

Sanitas™ v.10.1.03a Software licensed to Groundwater Stats Consulting. UG

Time Series

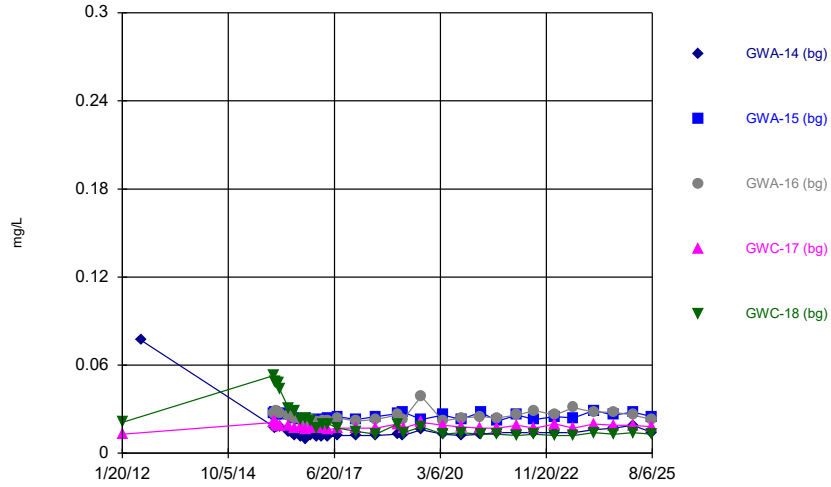

Constituent: Barium Analysis Run 1/6/2026 11:17 AM

Plant McIntosh Client: Southern Company Data: McIntosh LF 4

Sanitas™ v.10.1.03a Software licensed to Groundwater Stats Consulting. UG

Time Series

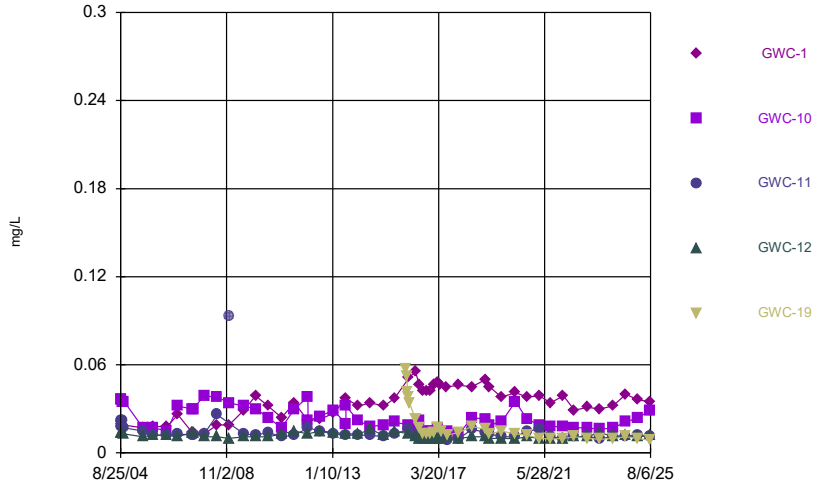

Constituent: Barium Analysis Run 1/6/2026 11:17 AM

Plant McIntosh Client: Southern Company Data: McIntosh LF 4

Sanitas™ v.10.1.03a Software licensed to Groundwater Stats Consulting. UG

Time Series

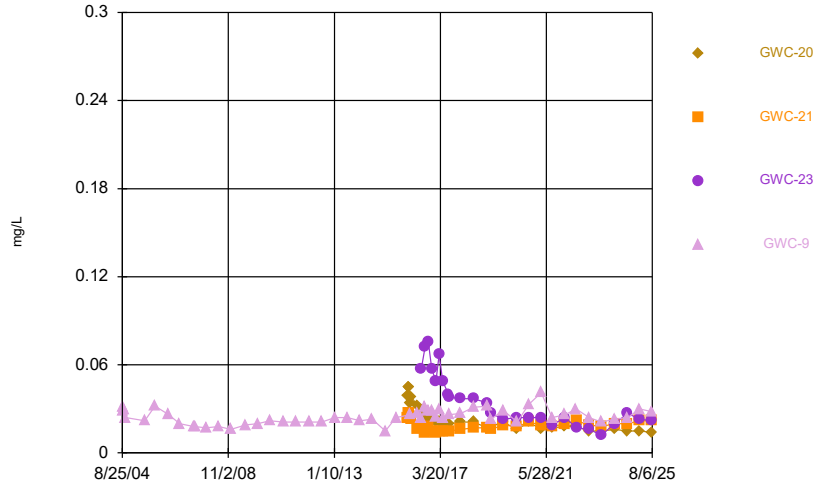

Constituent: Barium Analysis Run 1/6/2026 11:17 AM

Plant McIntosh Client: Southern Company Data: McIntosh LF 4

Sanitas™ v.10.1.03a Software licensed to Groundwater Stats Consulting. UG
Hollow symbols indicate censored values.

Time Series

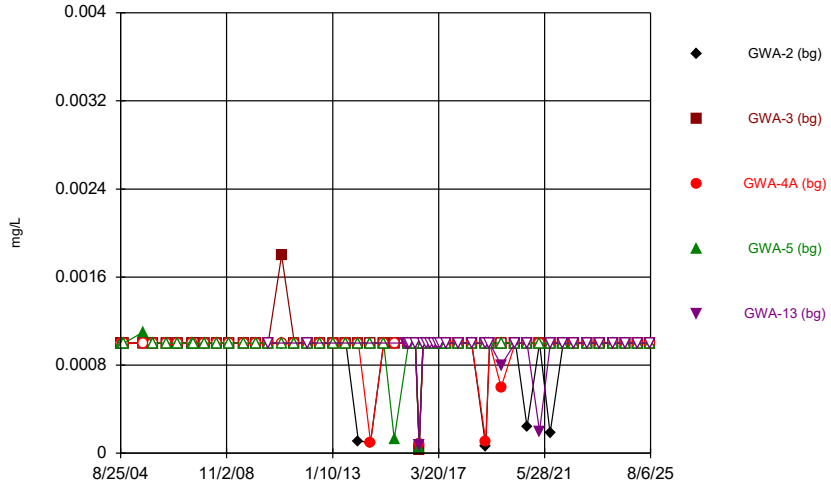

Constituent: Beryllium Analysis Run 1/6/2026 11:17 AM
Plant McIntosh Client: Southern Company Data: McIntosh LF 4

Sanitas™ v.10.1.03a Software licensed to Groundwater Stats Consulting. UG
Hollow symbols indicate censored values.

Time Series

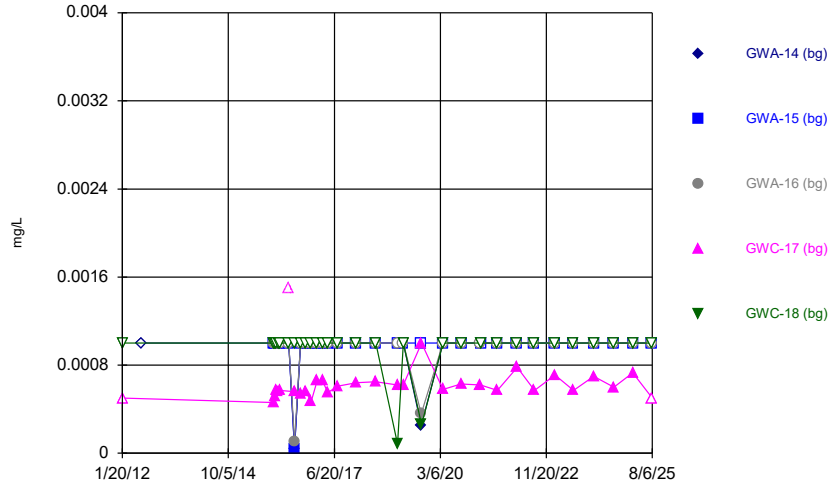

Constituent: Beryllium Analysis Run 1/6/2026 11:17 AM
Plant McIntosh Client: Southern Company Data: McIntosh LF 4

Sanitas™ v.10.1.03a Software licensed to Groundwater Stats Consulting. UG
Hollow symbols indicate censored values.

Time Series

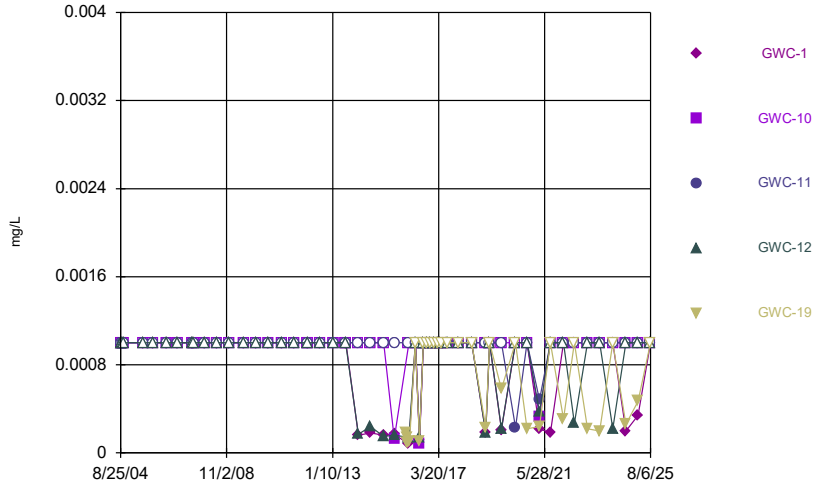

Constituent: Beryllium Analysis Run 1/6/2026 11:17 AM
Plant McIntosh Client: Southern Company Data: McIntosh LF 4

Sanitas™ v.10.1.03a Software licensed to Groundwater Stats Consulting. UG
Hollow symbols indicate censored values.

Time Series

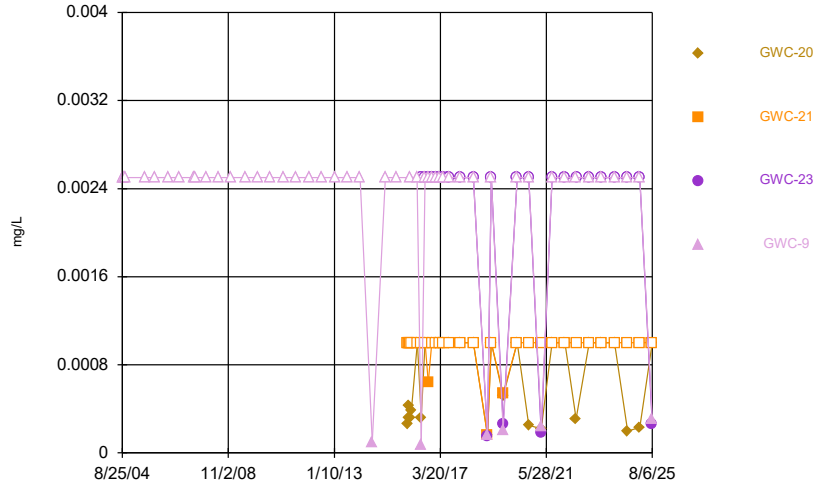

Constituent: Beryllium Analysis Run 1/6/2026 11:17 AM
Plant McIntosh Client: Southern Company Data: McIntosh LF 4

Sanitas™ v.10.1.03a Software licensed to Groundwater Stats Consulting. UG
Hollow symbols indicate censored values.

Time Series

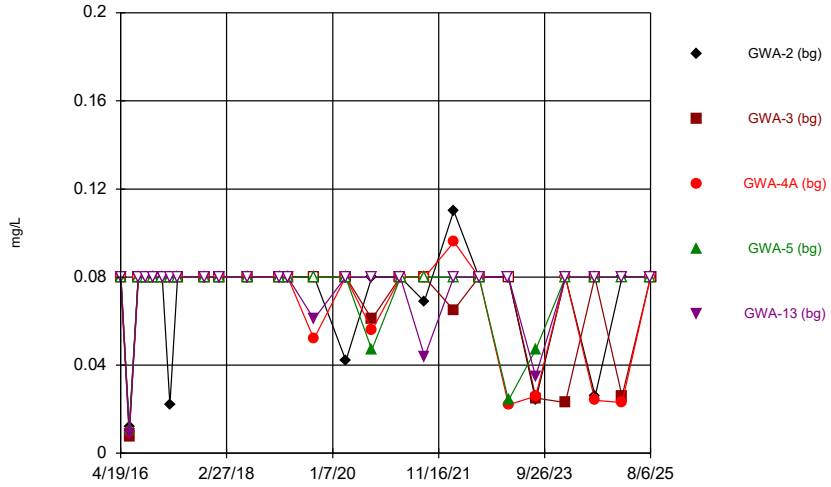

Constituent: Boron Analysis Run 1/6/2026 11:17 AM
Plant McIntosh Client: Southern Company Data: McIntosh LF 4

Sanitas™ v.10.1.03a Software licensed to Groundwater Stats Consulting. UG
Hollow symbols indicate censored values.

Time Series

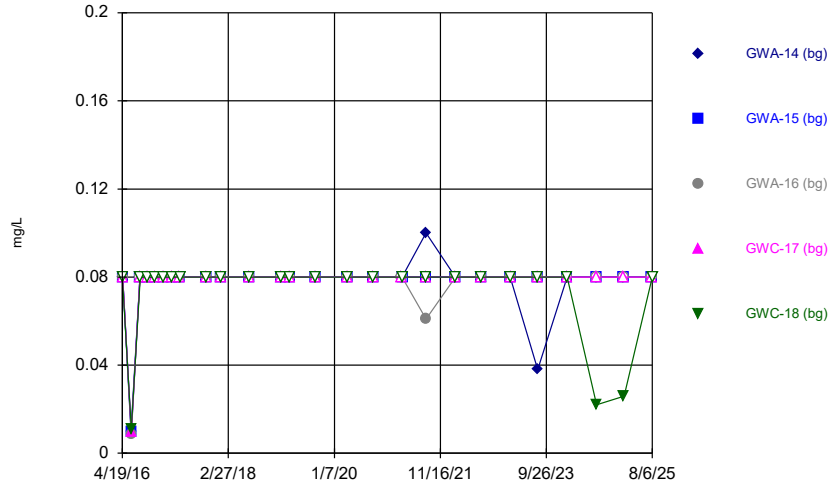

Constituent: Boron Analysis Run 1/6/2026 11:17 AM
Plant McIntosh Client: Southern Company Data: McIntosh LF 4

Sanitas™ v.10.1.03a Software licensed to Groundwater Stats Consulting. UG
Hollow symbols indicate censored values.

Time Series

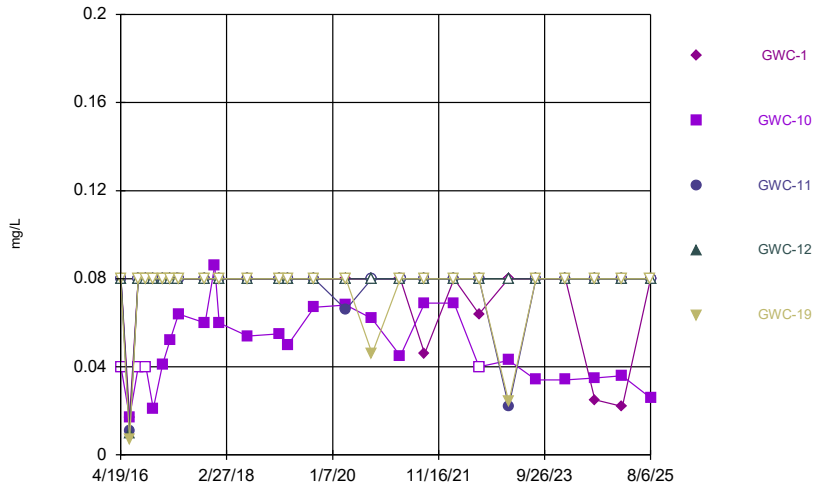

Constituent: Boron Analysis Run 1/6/2026 11:17 AM
Plant McIntosh Client: Southern Company Data: McIntosh LF 4

Sanitas™ v.10.1.03a Software licensed to Groundwater Stats Consulting. UG
Hollow symbols indicate censored values.

Time Series

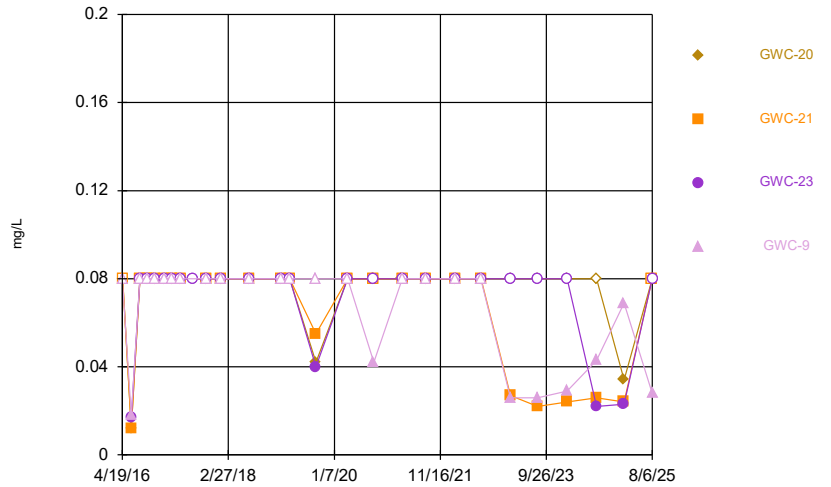

Constituent: Boron Analysis Run 1/6/2026 11:17 AM
Plant McIntosh Client: Southern Company Data: McIntosh LF 4

Sanitas™ v.10.1.03a Software licensed to Groundwater Stats Consulting. UG
Hollow symbols indicate censored values.

Time Series

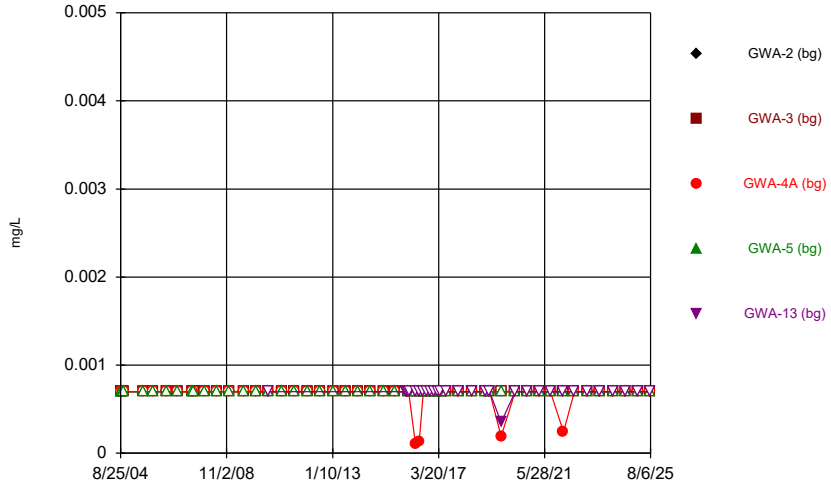

Constituent: Cadmium Analysis Run 1/6/2026 11:17 AM
Plant McIntosh Client: Southern Company Data: McIntosh LF 4

Sanitas™ v.10.1.03a Software licensed to Groundwater Stats Consulting. UG
Hollow symbols indicate censored values.

Time Series

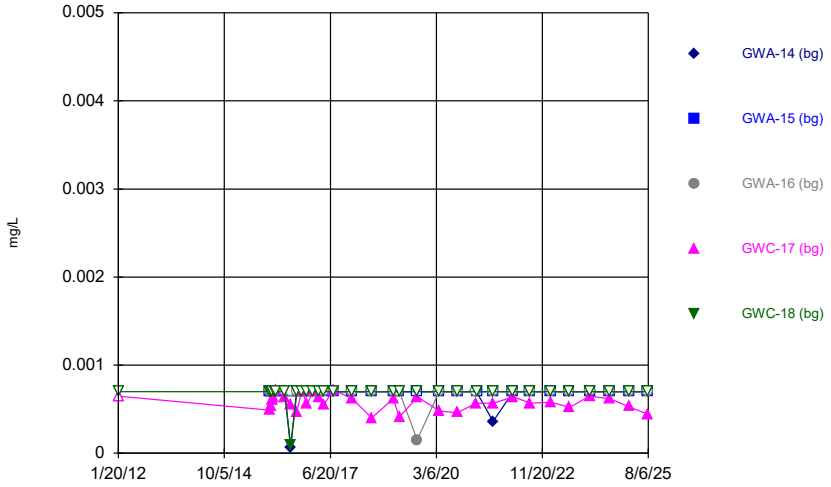

Constituent: Cadmium Analysis Run 1/6/2026 11:17 AM
Plant McIntosh Client: Southern Company Data: McIntosh LF 4

Sanitas™ v.10.1.03a Software licensed to Groundwater Stats Consulting. UG
Hollow symbols indicate censored values.

Time Series

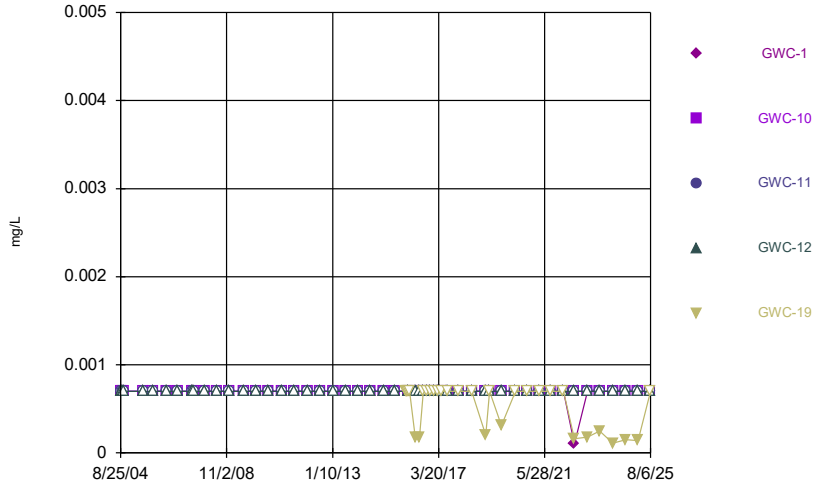

Constituent: Cadmium Analysis Run 1/6/2026 11:17 AM
Plant McIntosh Client: Southern Company Data: McIntosh LF 4

Sanitas™ v.10.1.03a Software licensed to Groundwater Stats Consulting. UG
Hollow symbols indicate censored values.

Time Series

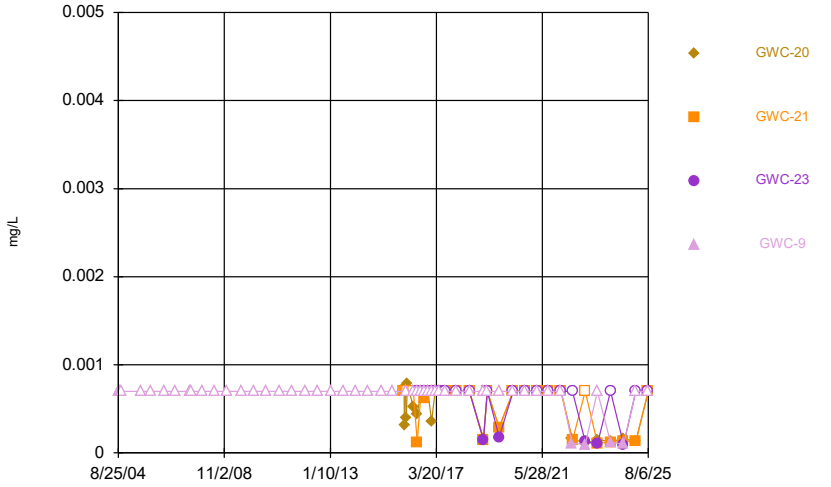

Constituent: Cadmium Analysis Run 1/6/2026 11:17 AM
Plant McIntosh Client: Southern Company Data: McIntosh LF 4

Sanitas™ v.10.1.03a Software licensed to Groundwater Stats Consulting. UG

Time Series

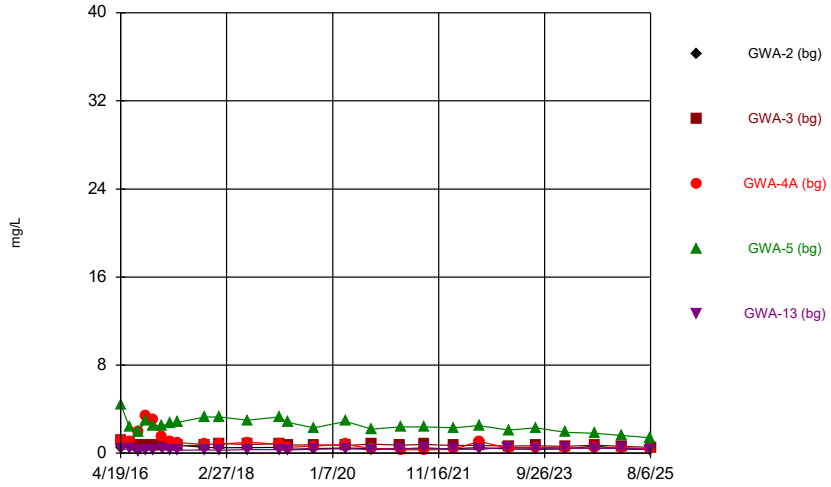

Constituent: Calcium Analysis Run 1/6/2026 11:17 AM

Plant McIntosh Client: Southern Company Data: McIntosh LF 4

Sanitas™ v.10.1.03a Software licensed to Groundwater Stats Consulting. UG

Time Series

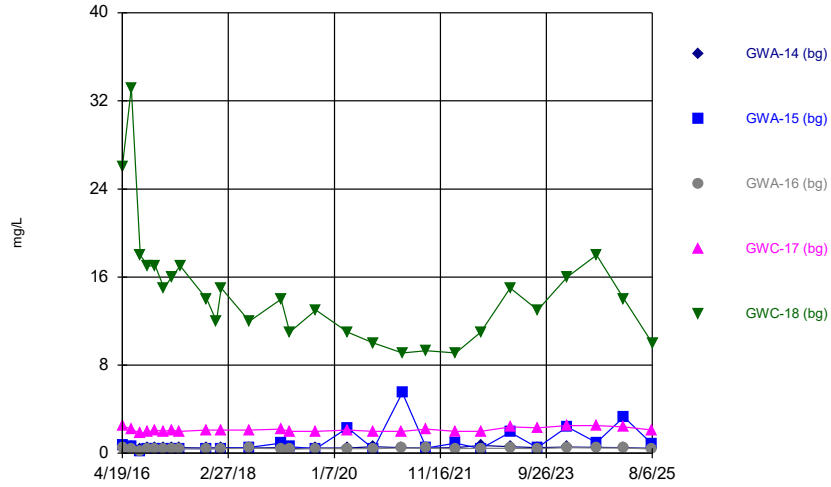

Constituent: Calcium Analysis Run 1/6/2026 11:17 AM

Plant McIntosh Client: Southern Company Data: McIntosh LF 4

Sanitas™ v.10.1.03a Software licensed to Groundwater Stats Consulting. UG

Time Series

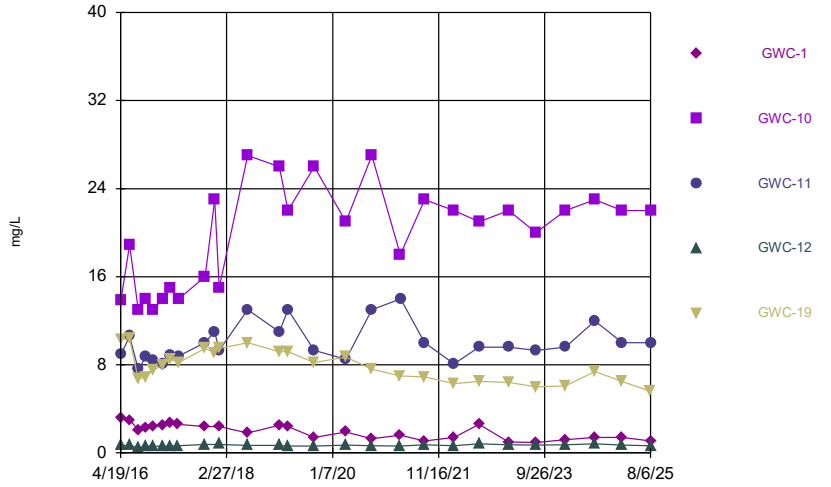

Constituent: Calcium Analysis Run 1/6/2026 11:17 AM

Plant McIntosh Client: Southern Company Data: McIntosh LF 4

Sanitas™ v.10.1.03a Software licensed to Groundwater Stats Consulting. UG

Time Series

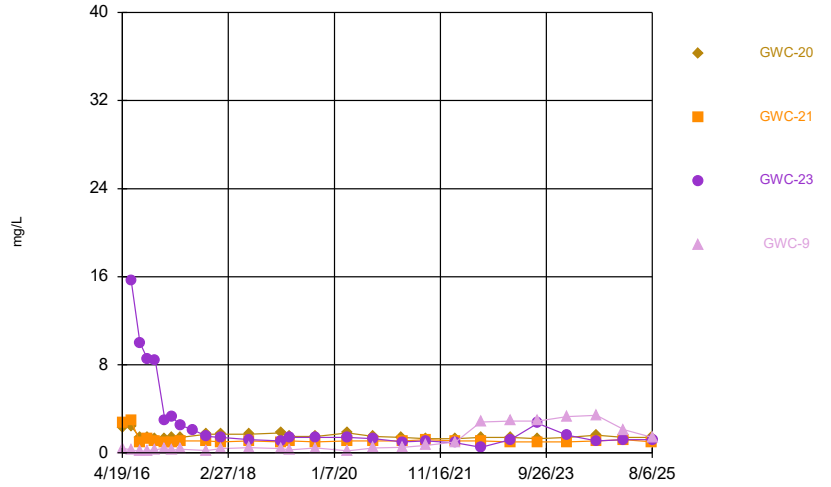

Constituent: Calcium Analysis Run 1/6/2026 11:17 AM

Plant McIntosh Client: Southern Company Data: McIntosh LF 4

Sanitas™ v.10.1.03a Software licensed to Groundwater Stats Consulting. UG

Time Series

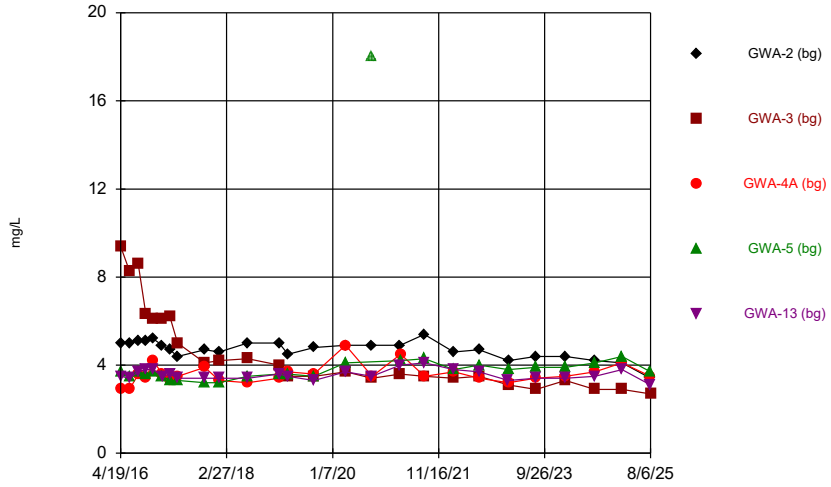

Constituent: Chloride Analysis Run 1/6/2026 11:17 AM

Plant McIntosh Client: Southern Company Data: McIntosh LF 4

Sanitas™ v.10.1.03a Software licensed to Groundwater Stats Consulting. UG

Time Series

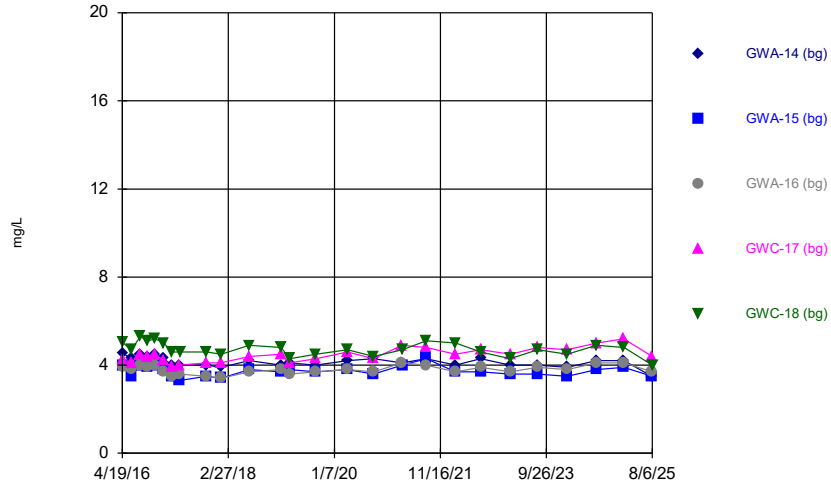

Constituent: Chloride Analysis Run 1/6/2026 11:17 AM

Plant McIntosh Client: Southern Company Data: McIntosh LF 4

Sanitas™ v.10.1.03a Software licensed to Groundwater Stats Consulting. UG

Time Series

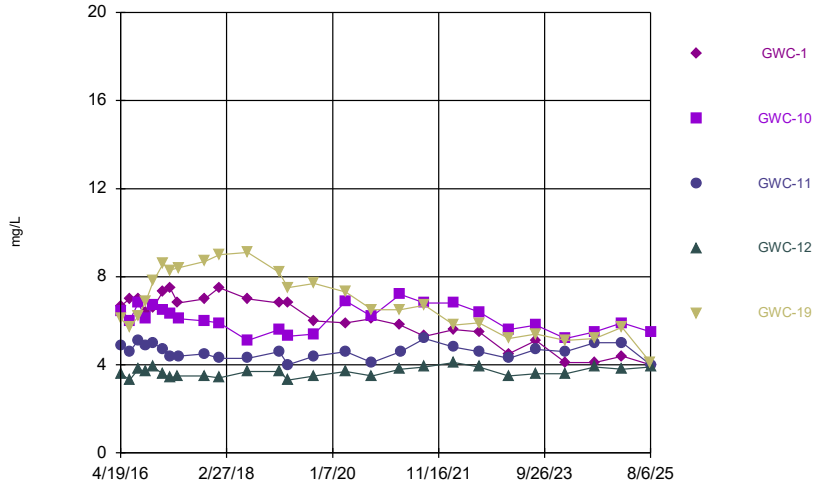

Constituent: Chloride Analysis Run 1/6/2026 11:17 AM

Plant McIntosh Client: Southern Company Data: McIntosh LF 4

Sanitas™ v.10.1.03a Software licensed to Groundwater Stats Consulting. UG

Time Series

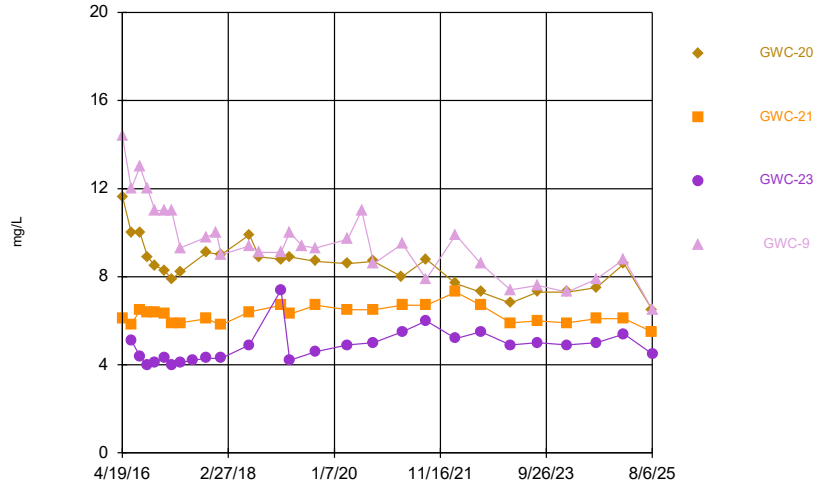

Constituent: Chloride Analysis Run 1/6/2026 11:17 AM

Plant McIntosh Client: Southern Company Data: McIntosh LF 4

Sanitas™ v.10.1.03a Software licensed to Groundwater Stats Consulting. UG
Hollow symbols indicate censored values.

Time Series

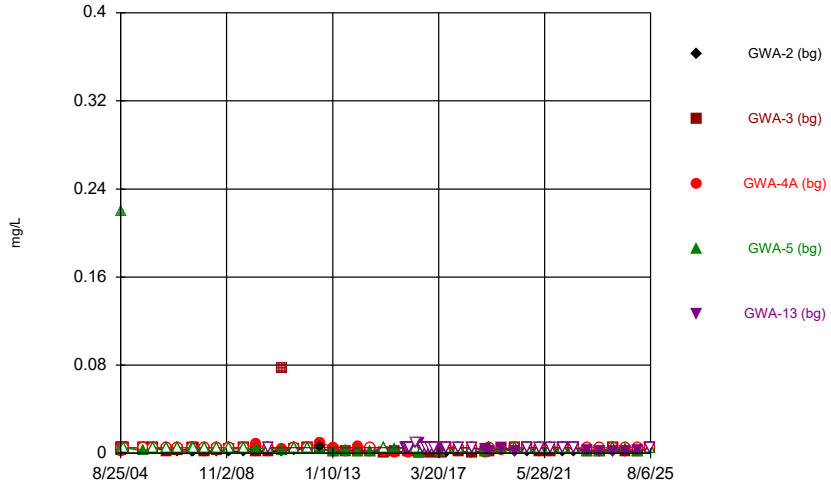

Constituent: Chromium Analysis Run 1/6/2026 11:17 AM
Plant McIntosh Client: Southern Company Data: McIntosh LF 4

Sanitas™ v.10.1.03a Software licensed to Groundwater Stats Consulting. UG
Hollow symbols indicate censored values.

Time Series

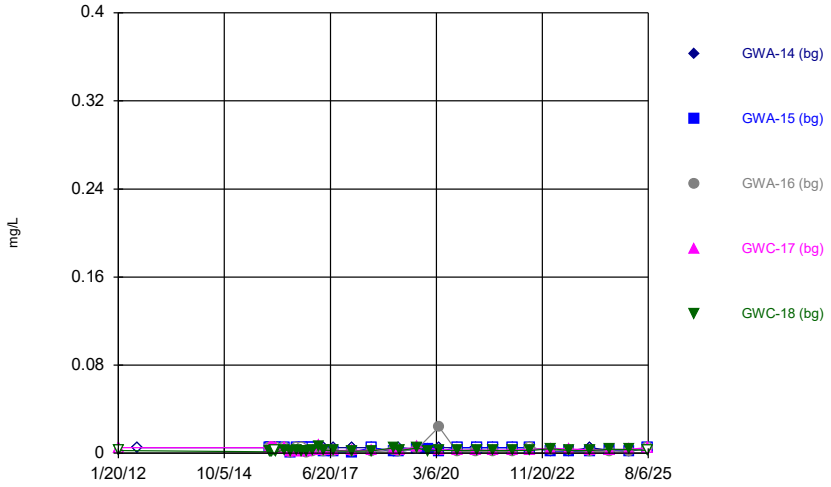

Constituent: Chromium Analysis Run 1/6/2026 11:17 AM
Plant McIntosh Client: Southern Company Data: McIntosh LF 4

Sanitas™ v.10.1.03a Software licensed to Groundwater Stats Consulting. UG
Hollow symbols indicate censored values.

Time Series

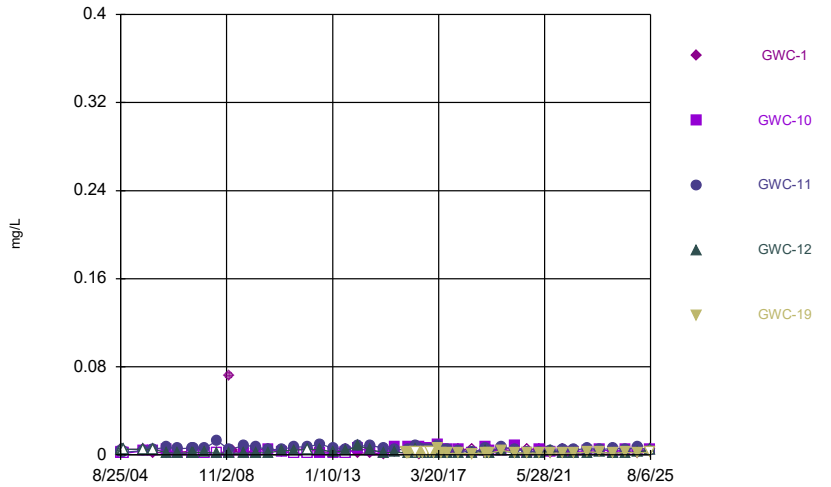

Constituent: Chromium Analysis Run 1/6/2026 11:17 AM
Plant McIntosh Client: Southern Company Data: McIntosh LF 4

Sanitas™ v.10.1.03a Software licensed to Groundwater Stats Consulting. UG
Hollow symbols indicate censored values.

Time Series

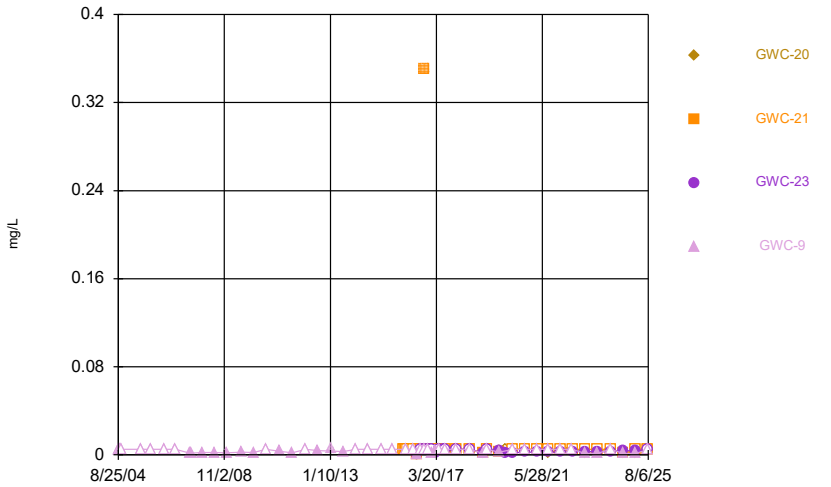

Constituent: Chromium Analysis Run 1/6/2026 11:17 AM
Plant McIntosh Client: Southern Company Data: McIntosh LF 4

Sanitas™ v.10.1.03a Software licensed to Groundwater Stats Consulting. UG
Hollow symbols indicate censored values.

Time Series

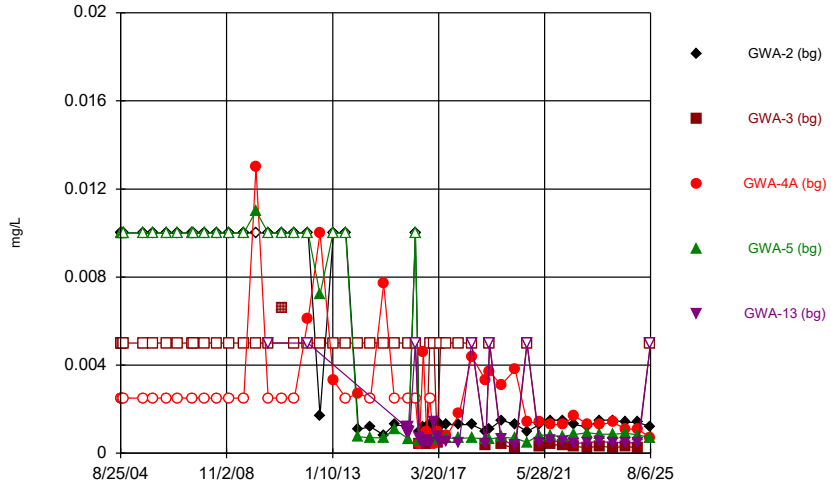

Constituent: Cobalt Analysis Run 1/6/2026 11:17 AM
Plant McIntosh Client: Southern Company Data: McIntosh LF 4

Sanitas™ v.10.1.03a Software licensed to Groundwater Stats Consulting. UG
Hollow symbols indicate censored values.

Time Series

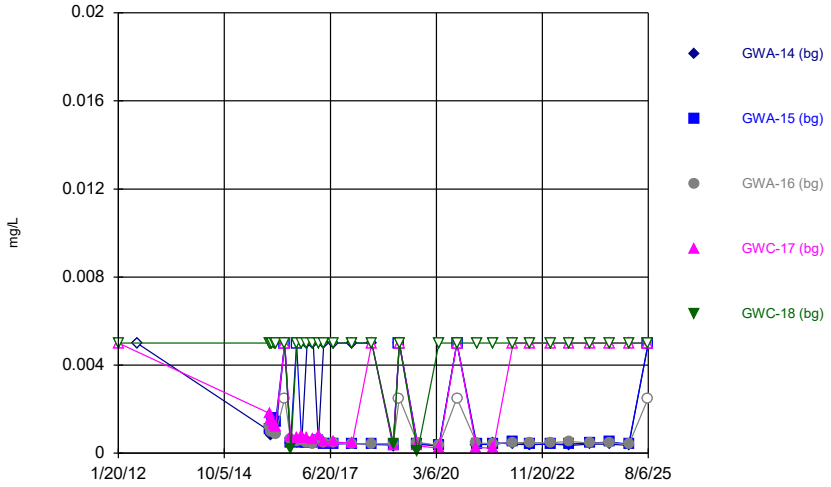

Constituent: Cobalt Analysis Run 1/6/2026 11:17 AM
Plant McIntosh Client: Southern Company Data: McIntosh LF 4

Sanitas™ v.10.1.03a Software licensed to Groundwater Stats Consulting. UG
Hollow symbols indicate censored values.

Time Series

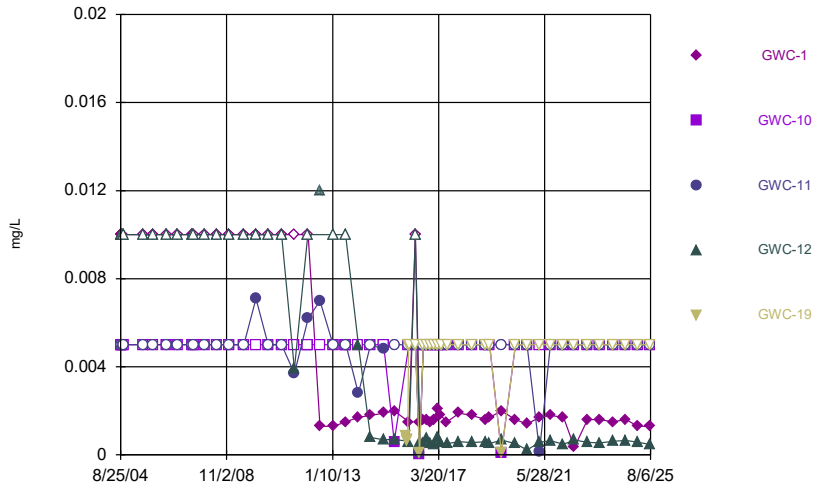

Constituent: Cobalt Analysis Run 1/6/2026 11:17 AM
Plant McIntosh Client: Southern Company Data: McIntosh LF 4

Sanitas™ v.10.1.03a Software licensed to Groundwater Stats Consulting. UG
Hollow symbols indicate censored values.

Time Series

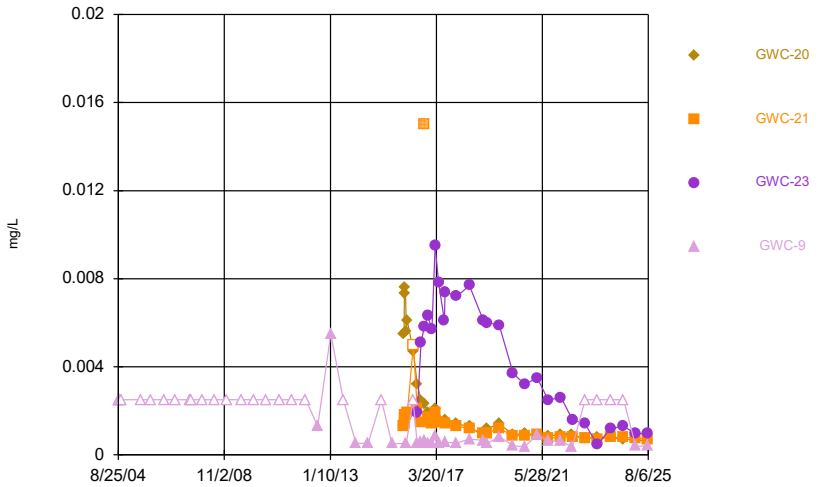

Constituent: Cobalt Analysis Run 1/6/2026 11:17 AM
Plant McIntosh Client: Southern Company Data: McIntosh LF 4

Sanitas™ v.10.1.03a Software licensed to Groundwater Stats Consulting. UG
Hollow symbols indicate censored values.

Time Series

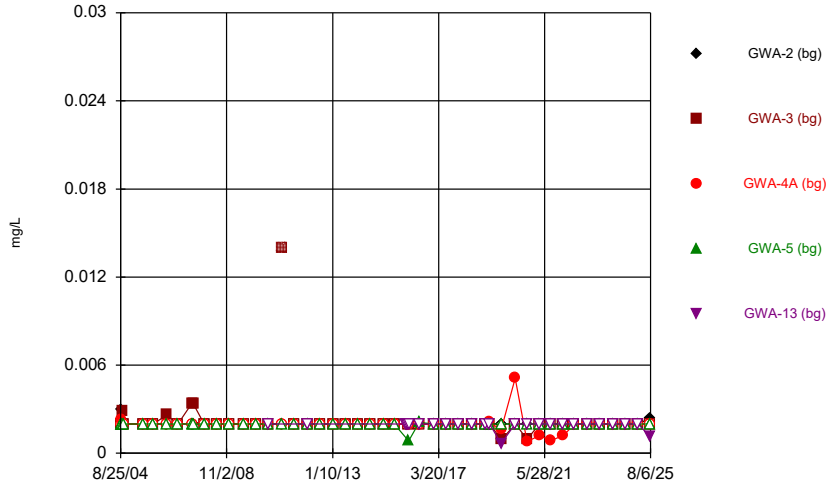

Constituent: Copper Analysis Run 1/6/2026 11:17 AM
Plant McIntosh Client: Southern Company Data: McIntosh LF 4

Sanitas™ v.10.1.03a Software licensed to Groundwater Stats Consulting. UG
Hollow symbols indicate censored values.

Time Series

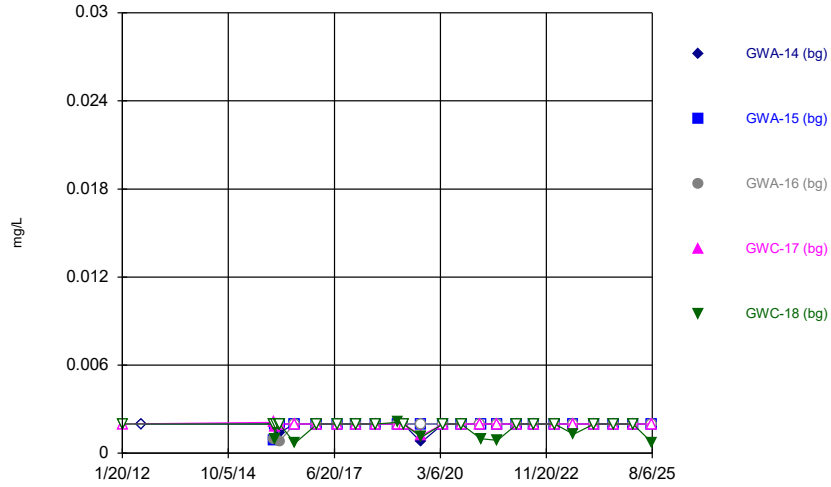

Constituent: Copper Analysis Run 1/6/2026 11:17 AM
Plant McIntosh Client: Southern Company Data: McIntosh LF 4

Sanitas™ v.10.1.03a Software licensed to Groundwater Stats Consulting. UG
Hollow symbols indicate censored values.

Time Series

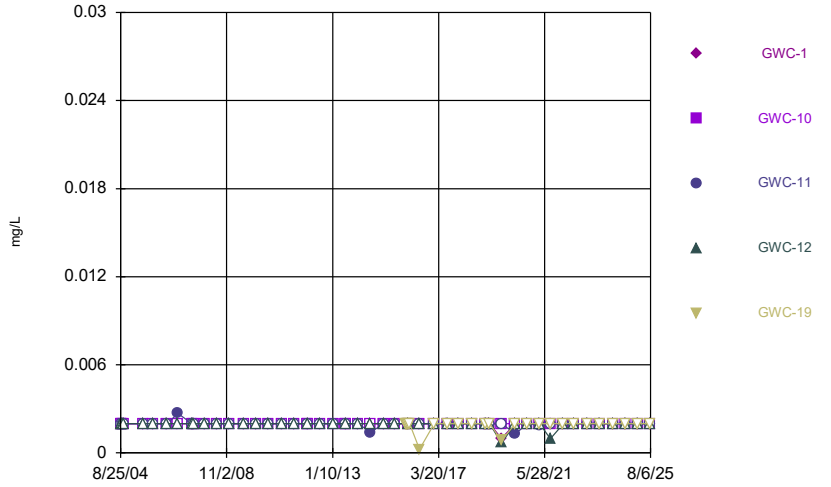

Constituent: Copper Analysis Run 1/6/2026 11:17 AM
Plant McIntosh Client: Southern Company Data: McIntosh LF 4

Sanitas™ v.10.1.03a Software licensed to Groundwater Stats Consulting. UG
Hollow symbols indicate censored values.

Time Series

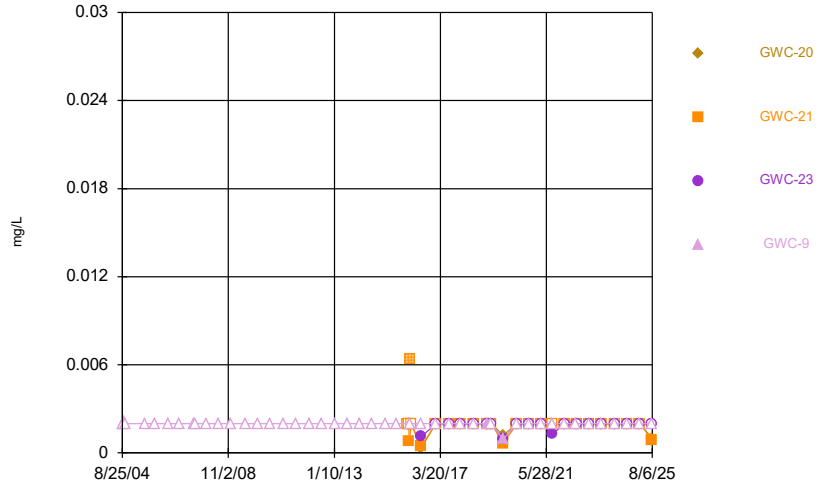

Constituent: Copper Analysis Run 1/6/2026 11:17 AM
Plant McIntosh Client: Southern Company Data: McIntosh LF 4

Sanitas™ v.10.1.03a Software licensed to Groundwater Stats Consulting. UG
Hollow symbols indicate censored values.

Time Series

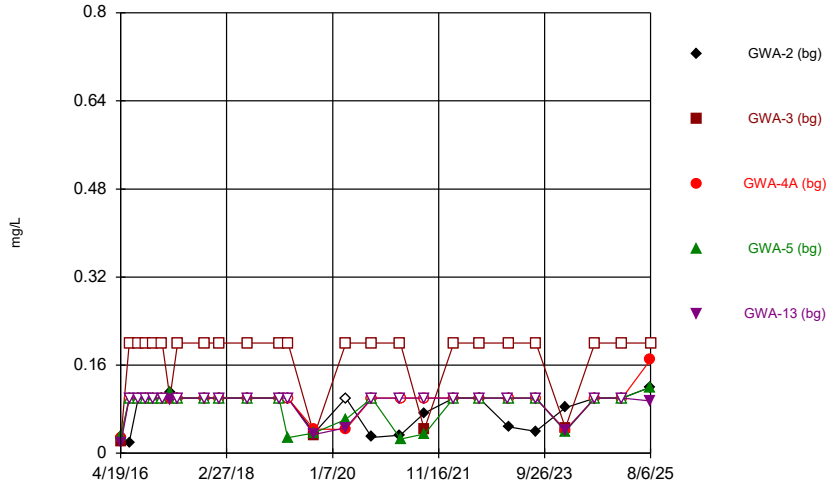

Constituent: Fluoride Analysis Run 1/6/2026 11:17 AM
Plant McIntosh Client: Southern Company Data: McIntosh LF 4

Sanitas™ v.10.1.03a Software licensed to Groundwater Stats Consulting. UG
Hollow symbols indicate censored values.

Time Series

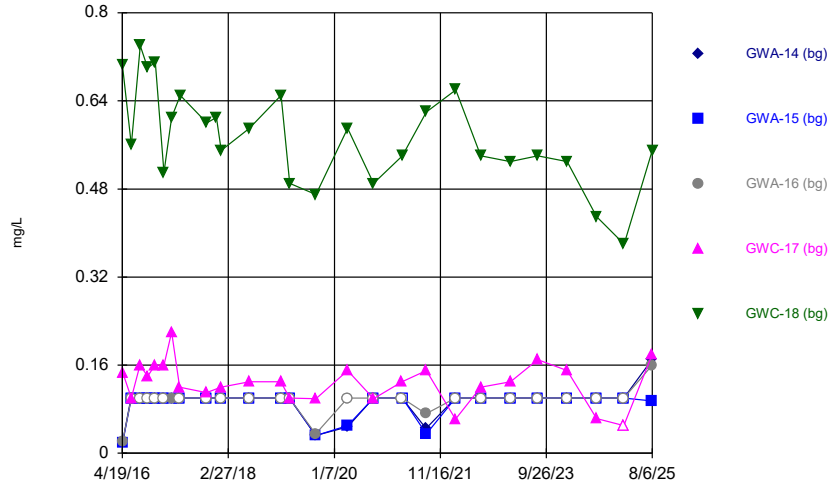

Constituent: Fluoride Analysis Run 1/6/2026 11:17 AM
Plant McIntosh Client: Southern Company Data: McIntosh LF 4

Sanitas™ v.10.1.03a Software licensed to Groundwater Stats Consulting. UG
Hollow symbols indicate censored values.

Time Series

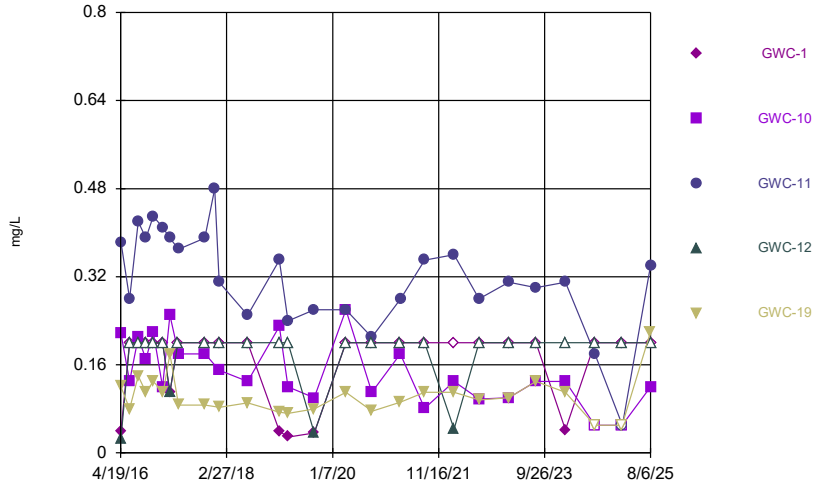

Constituent: Fluoride Analysis Run 1/6/2026 11:17 AM
Plant McIntosh Client: Southern Company Data: McIntosh LF 4

Sanitas™ v.10.1.03a Software licensed to Groundwater Stats Consulting. UG
Hollow symbols indicate censored values.

Time Series

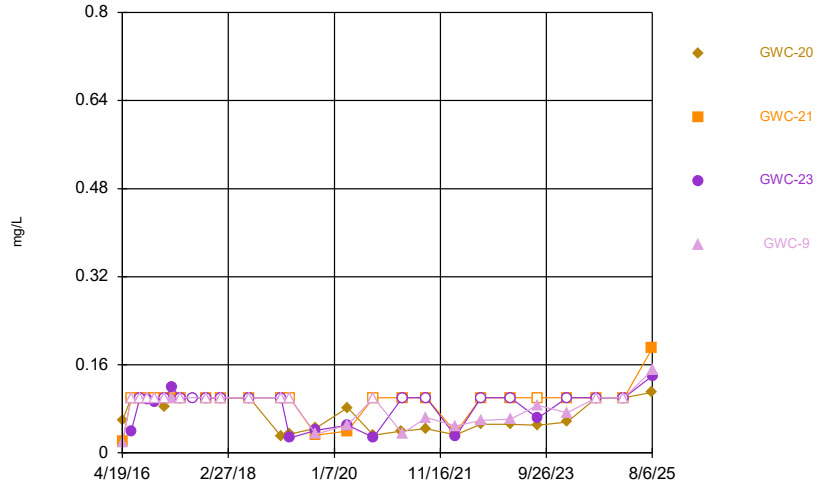

Constituent: Fluoride Analysis Run 1/6/2026 11:17 AM
Plant McIntosh Client: Southern Company Data: McIntosh LF 4

Sanitas™ v.10.1.03a Software licensed to Groundwater Stats Consulting. UG
Hollow symbols indicate censored values.

Time Series

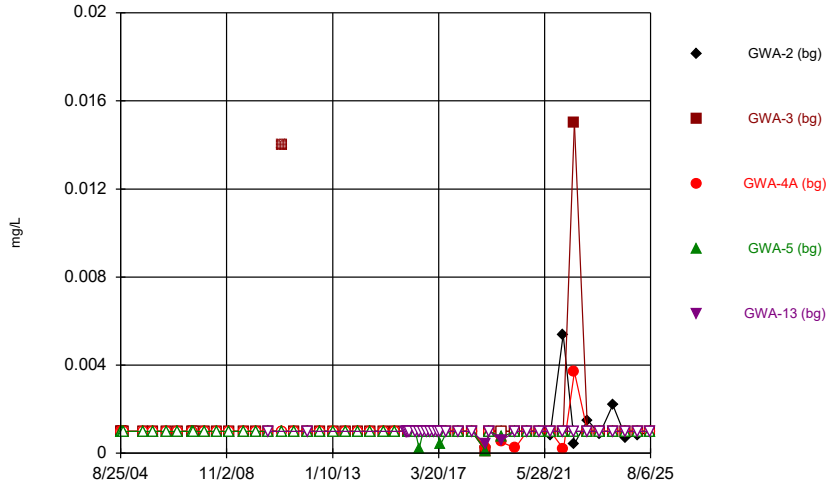

Constituent: Lead Analysis Run 1/6/2026 11:17 AM
Plant McIntosh Client: Southern Company Data: McIntosh LF 4

Sanitas™ v.10.1.03a Software licensed to Groundwater Stats Consulting. UG
Hollow symbols indicate censored values.

Time Series

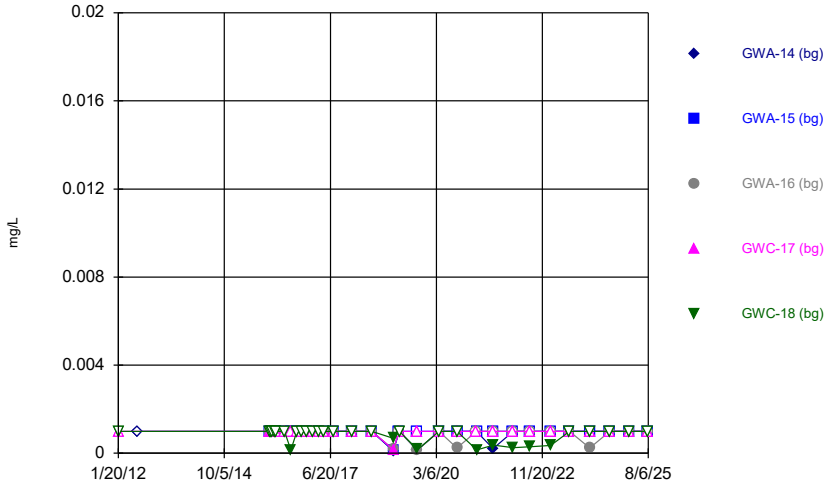

Constituent: Lead Analysis Run 1/6/2026 11:17 AM
Plant McIntosh Client: Southern Company Data: McIntosh LF 4

Sanitas™ v.10.1.03a Software licensed to Groundwater Stats Consulting. UG
Hollow symbols indicate censored values.

Time Series

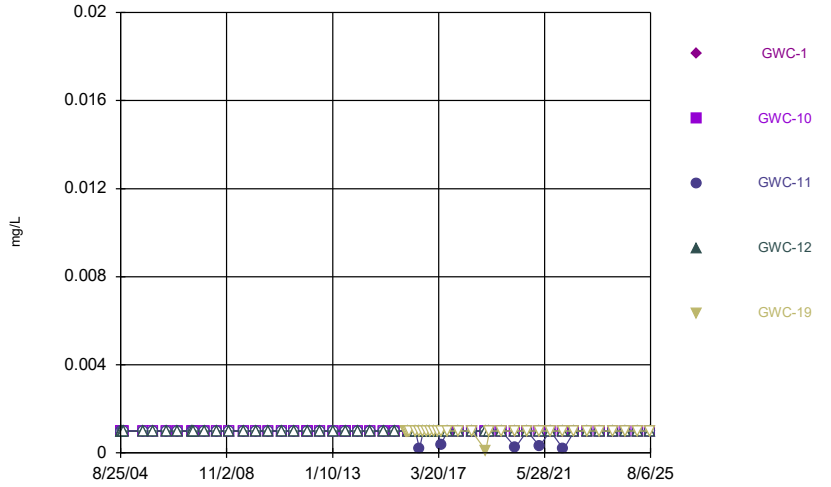

Constituent: Lead Analysis Run 1/6/2026 11:17 AM
Plant McIntosh Client: Southern Company Data: McIntosh LF 4

Sanitas™ v.10.1.03a Software licensed to Groundwater Stats Consulting. UG
Hollow symbols indicate censored values.

Time Series

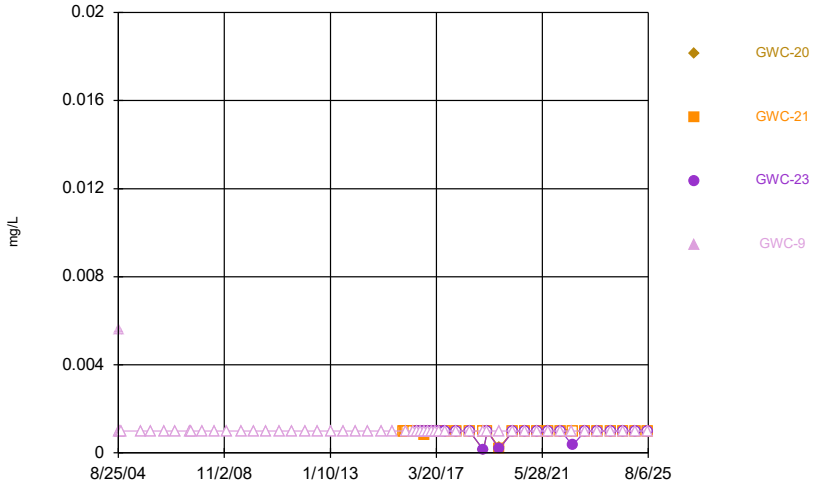

Constituent: Lead Analysis Run 1/6/2026 11:17 AM
Plant McIntosh Client: Southern Company Data: McIntosh LF 4

Sanitas™ v.10.1.03a Software licensed to Groundwater Stats Consulting. UG
Hollow symbols indicate censored values.

Time Series

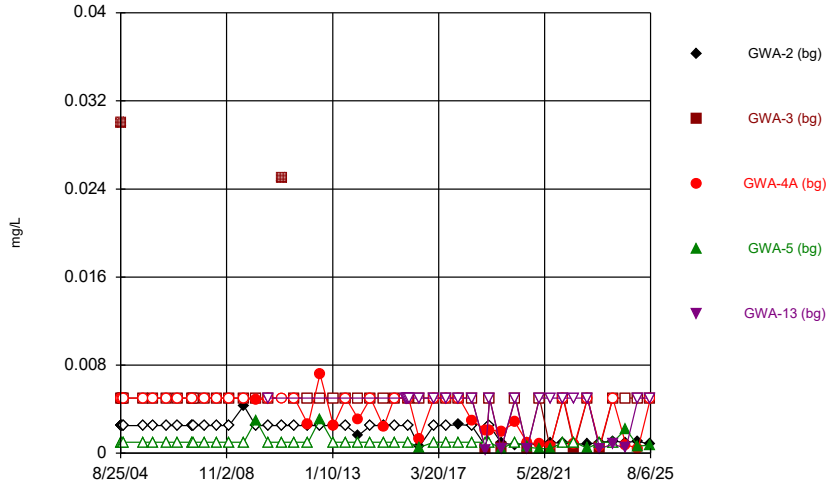

Constituent: Nickel Analysis Run 1/6/2026 11:17 AM
Plant McIntosh Client: Southern Company Data: McIntosh LF 4

Sanitas™ v.10.1.03a Software licensed to Groundwater Stats Consulting. UG
Hollow symbols indicate censored values.

Time Series

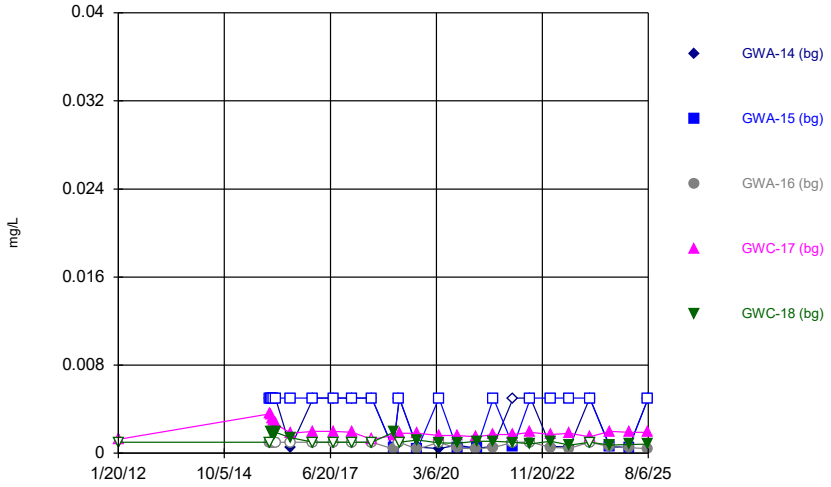

Constituent: Nickel Analysis Run 1/6/2026 11:18 AM
Plant McIntosh Client: Southern Company Data: McIntosh LF 4

Sanitas™ v.10.1.03a Software licensed to Groundwater Stats Consulting. UG
Hollow symbols indicate censored values.

Time Series

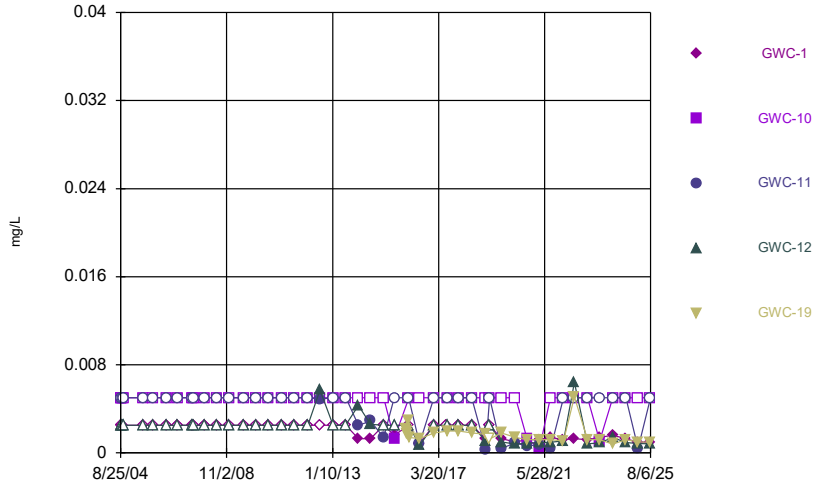

Constituent: Nickel Analysis Run 1/6/2026 11:18 AM
Plant McIntosh Client: Southern Company Data: McIntosh LF 4

Sanitas™ v.10.1.03a Software licensed to Groundwater Stats Consulting. UG
Hollow symbols indicate censored values.

Time Series

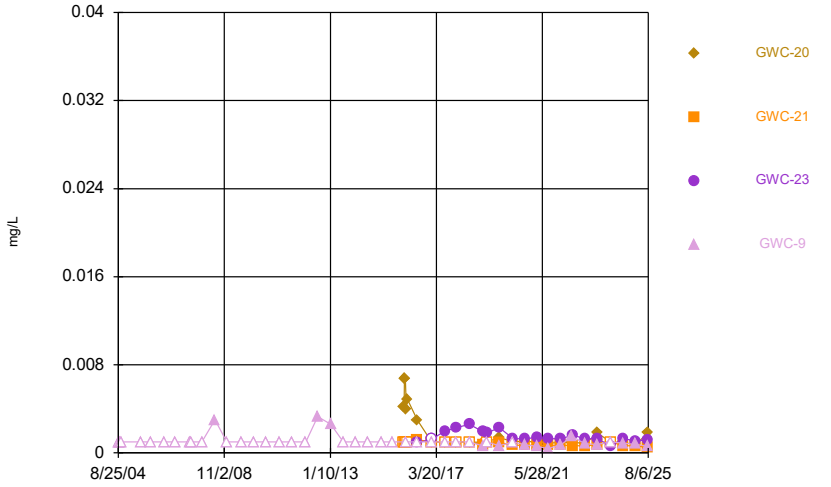

Constituent: Nickel Analysis Run 1/6/2026 11:18 AM
Plant McIntosh Client: Southern Company Data: McIntosh LF 4

Sanitas™ v.10.1.03a Software licensed to Groundwater Stats Consulting. UG

Time Series

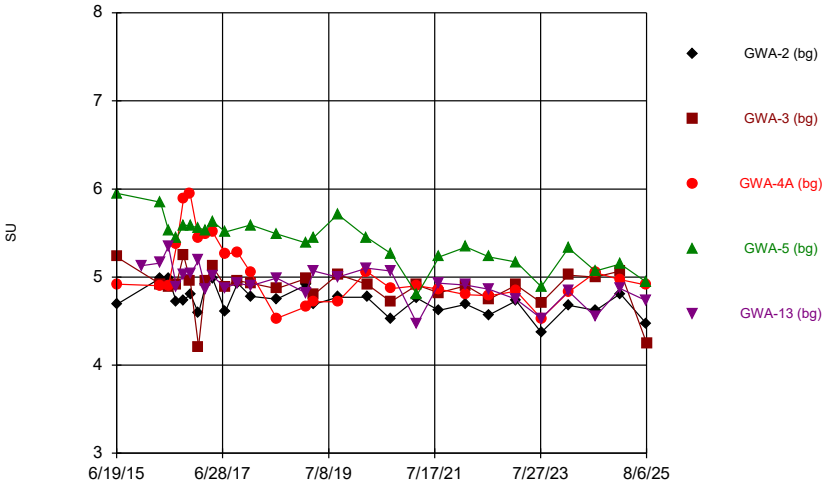

Constituent: pH, Field Analysis Run 1/6/2026 11:18 AM

Plant McIntosh Client: Southern Company Data: McIntosh LF 4

Sanitas™ v.10.1.03a Software licensed to Groundwater Stats Consulting. UG

Time Series

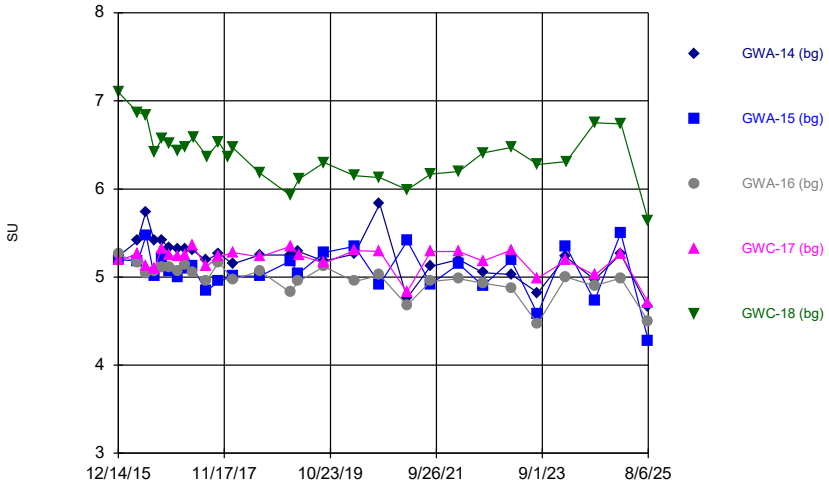

Constituent: pH, Field Analysis Run 1/6/2026 11:18 AM

Plant McIntosh Client: Southern Company Data: McIntosh LF 4

Sanitas™ v.10.1.03a Software licensed to Groundwater Stats Consulting. UG

Time Series

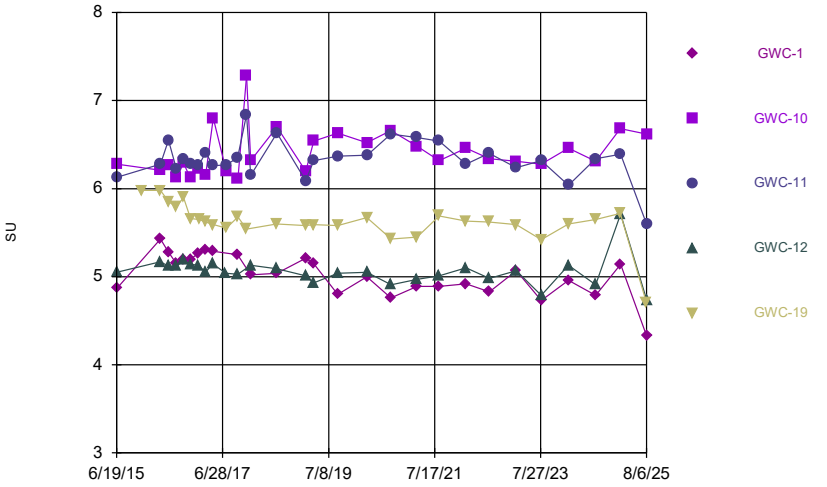

Constituent: pH, Field Analysis Run 1/6/2026 11:18 AM

Plant McIntosh Client: Southern Company Data: McIntosh LF 4

Sanitas™ v.10.1.03a Software licensed to Groundwater Stats Consulting. UG

Time Series

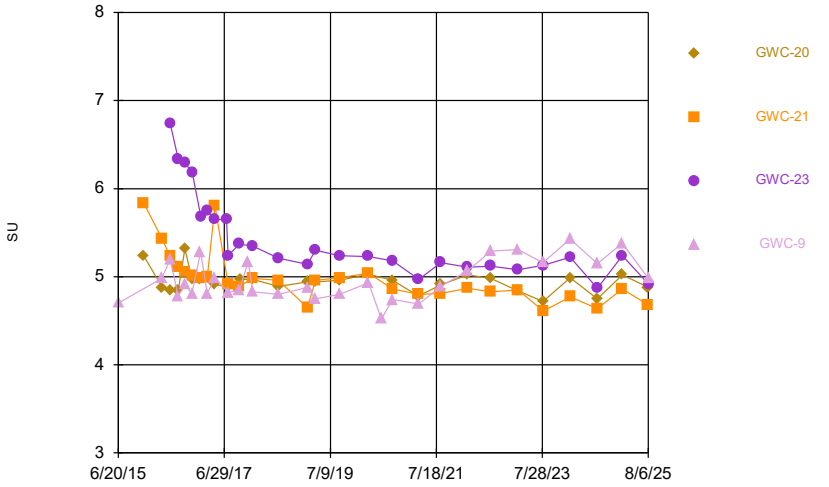

Constituent: pH, Field Analysis Run 1/6/2026 11:18 AM

Plant McIntosh Client: Southern Company Data: McIntosh LF 4

Sanitas™ v.10.1.03a Software licensed to Groundwater Stats Consulting. UG
Hollow symbols indicate censored values.

Time Series

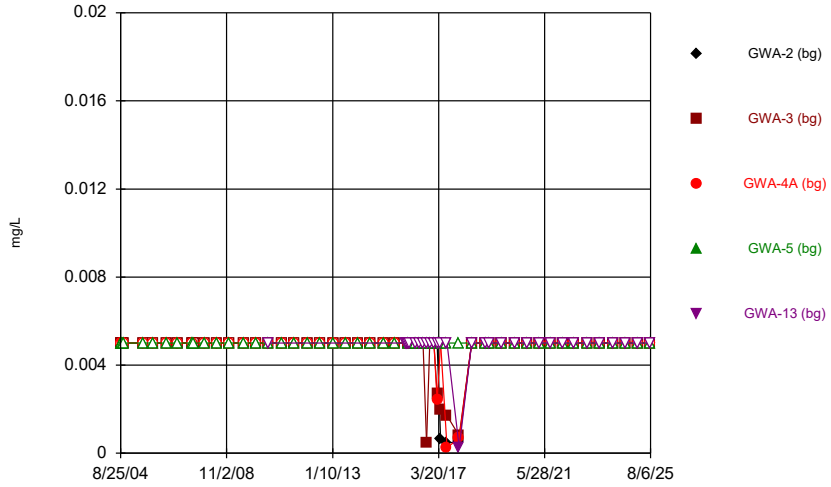

Constituent: Selenium Analysis Run 1/6/2026 11:18 AM
Plant McIntosh Client: Southern Company Data: McIntosh LF 4

Sanitas™ v.10.1.03a Software licensed to Groundwater Stats Consulting. UG
Hollow symbols indicate censored values.

Time Series

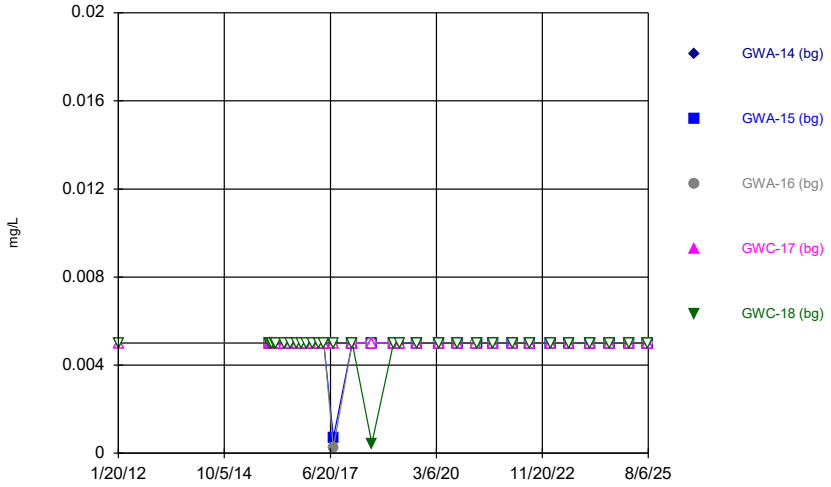

Constituent: Selenium Analysis Run 1/6/2026 11:18 AM
Plant McIntosh Client: Southern Company Data: McIntosh LF 4

Sanitas™ v.10.1.03a Software licensed to Groundwater Stats Consulting. UG
Hollow symbols indicate censored values.

Time Series

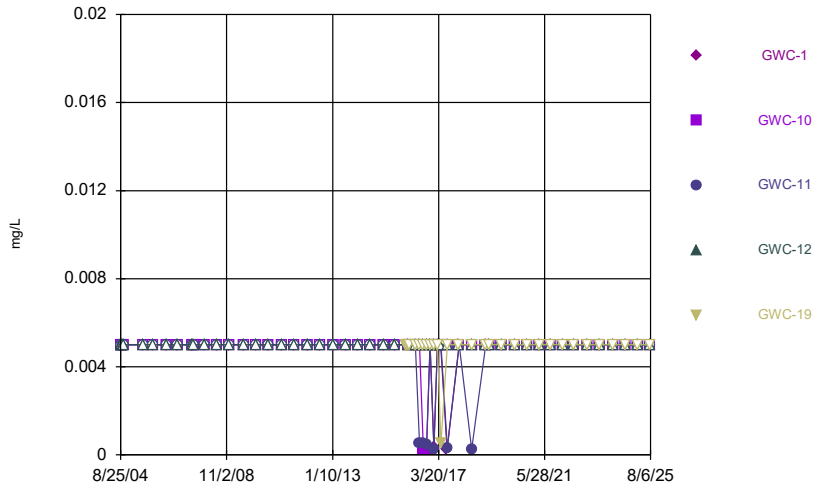

Constituent: Selenium Analysis Run 1/6/2026 11:18 AM
Plant McIntosh Client: Southern Company Data: McIntosh LF 4

Sanitas™ v.10.1.03a Software licensed to Groundwater Stats Consulting. UG
Hollow symbols indicate censored values.

Time Series

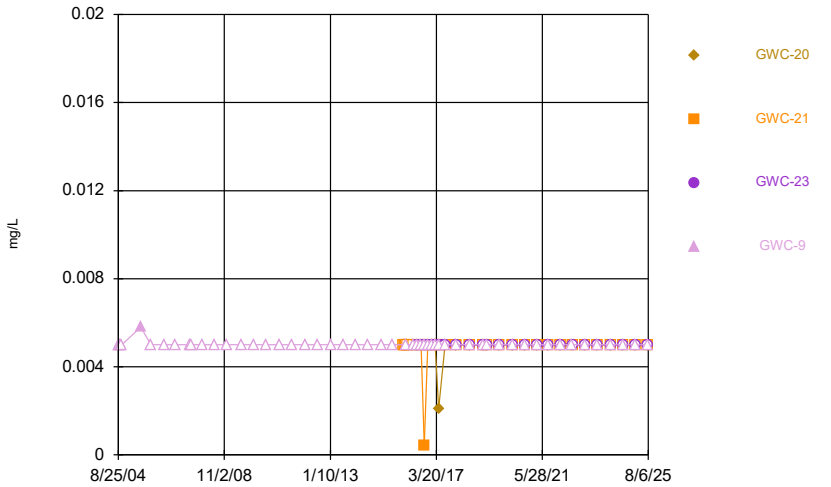

Constituent: Selenium Analysis Run 1/6/2026 11:18 AM
Plant McIntosh Client: Southern Company Data: McIntosh LF 4

Sanitas™ v.10.1.03a Software licensed to Groundwater Stats Consulting. UG
Hollow symbols indicate censored values.

Time Series

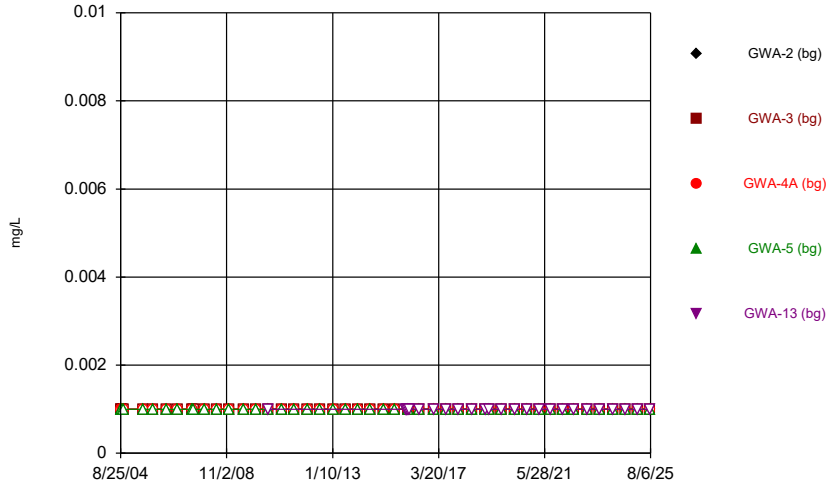

Constituent: Silver Analysis Run 1/6/2026 11:18 AM
Plant McIntosh Client: Southern Company Data: McIntosh LF 4

Sanitas™ v.10.1.03a Software licensed to Groundwater Stats Consulting. UG
Hollow symbols indicate censored values.

Time Series

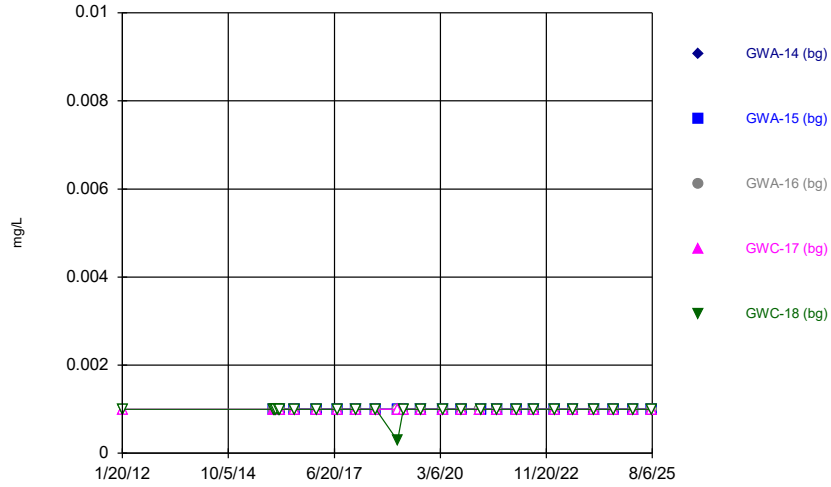

Constituent: Silver Analysis Run 1/6/2026 11:18 AM
Plant McIntosh Client: Southern Company Data: McIntosh LF 4

Sanitas™ v.10.1.03a Software licensed to Groundwater Stats Consulting. UG
Hollow symbols indicate censored values.

Time Series

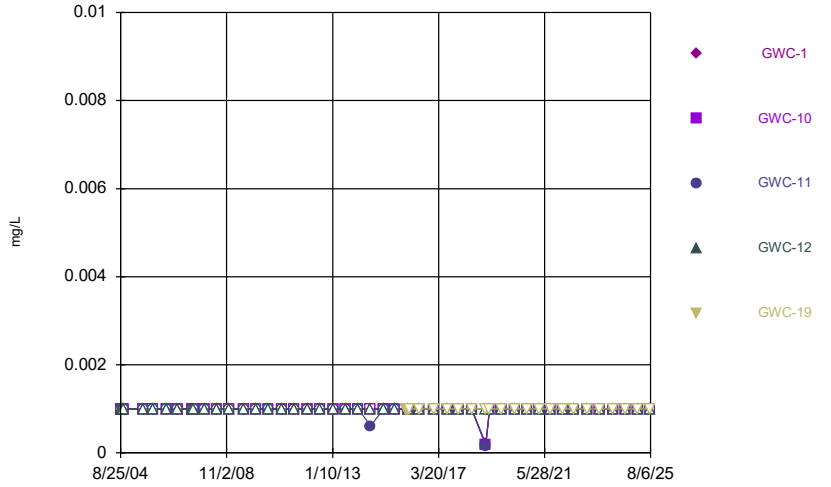

Constituent: Silver Analysis Run 1/6/2026 11:18 AM
Plant McIntosh Client: Southern Company Data: McIntosh LF 4

Sanitas™ v.10.1.03a Software licensed to Groundwater Stats Consulting. UG
Hollow symbols indicate censored values.

Time Series

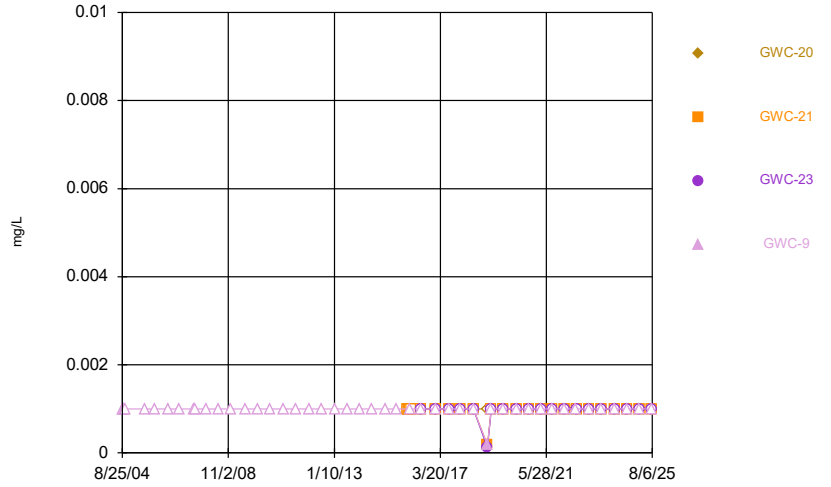

Constituent: Silver Analysis Run 1/6/2026 11:18 AM
Plant McIntosh Client: Southern Company Data: McIntosh LF 4

Sanitas™ v.10.1.03a Software licensed to Groundwater Stats Consulting. UG
Hollow symbols indicate censored values.

Time Series

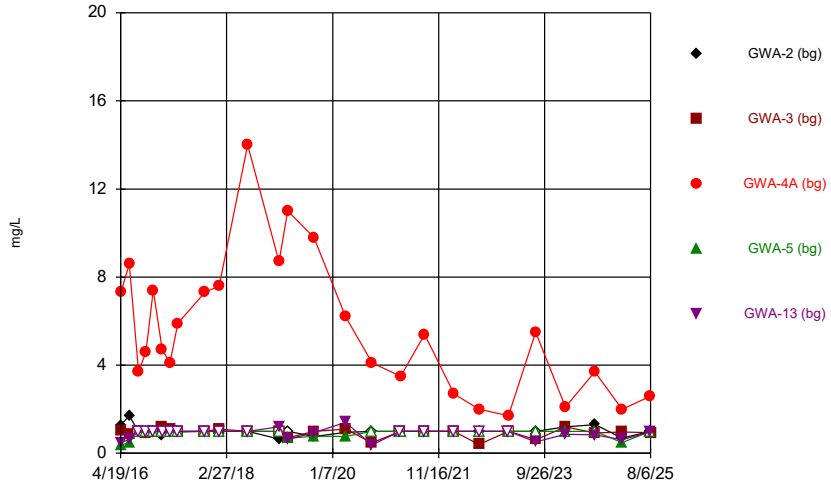

Constituent: Sulfate Analysis Run 1/6/2026 11:18 AM
Plant McIntosh Client: Southern Company Data: McIntosh LF 4

Sanitas™ v.10.1.03a Software licensed to Groundwater Stats Consulting. UG
Hollow symbols indicate censored values.

Time Series

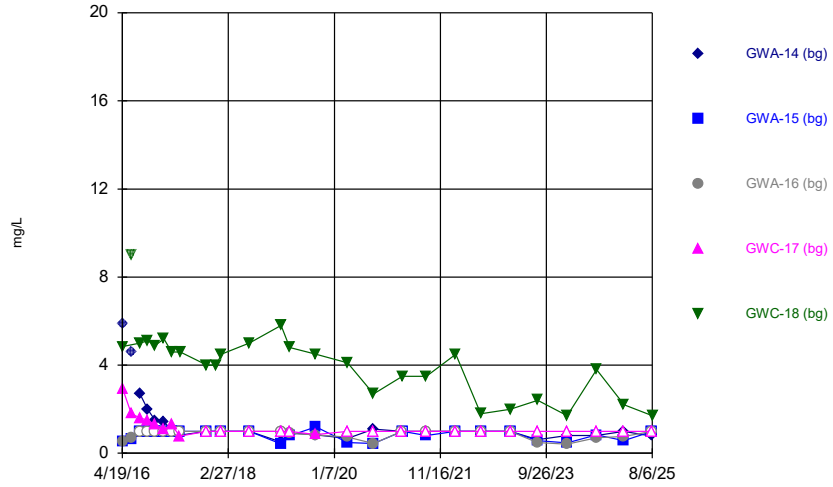

Constituent: Sulfate Analysis Run 1/6/2026 11:18 AM
Plant McIntosh Client: Southern Company Data: McIntosh LF 4

Sanitas™ v.10.1.03a Software licensed to Groundwater Stats Consulting. UG
Hollow symbols indicate censored values.

Time Series

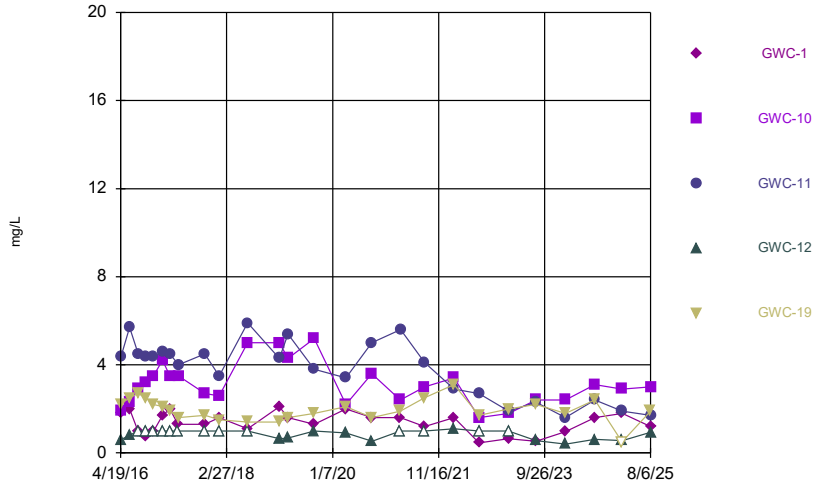

Constituent: Sulfate Analysis Run 1/6/2026 11:18 AM
Plant McIntosh Client: Southern Company Data: McIntosh LF 4

Sanitas™ v.10.1.03a Software licensed to Groundwater Stats Consulting. UG
Hollow symbols indicate censored values.

Time Series

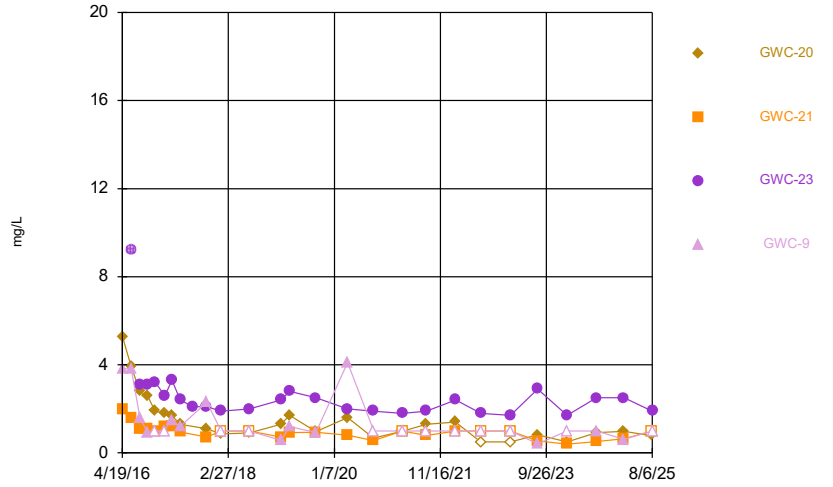

Constituent: Sulfate Analysis Run 1/6/2026 11:18 AM
Plant McIntosh Client: Southern Company Data: McIntosh LF 4

Sanitas™ v.10.1.03a Software licensed to Groundwater Stats Consulting. UG
Hollow symbols indicate censored values.

Time Series

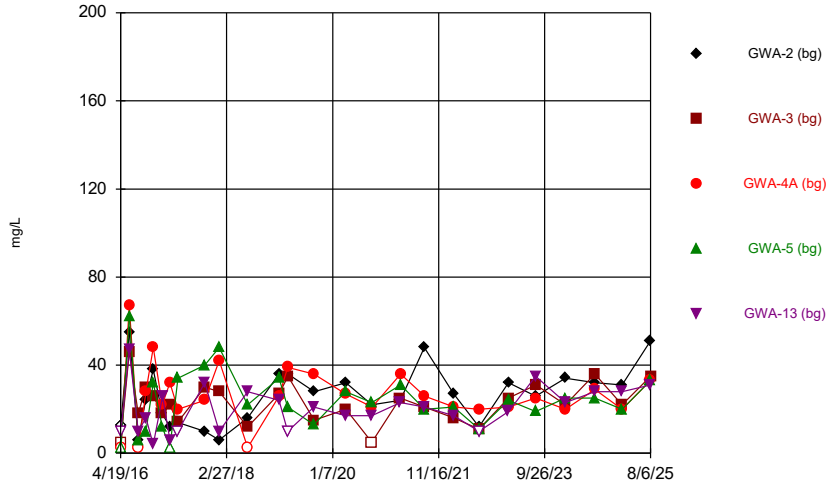

Constituent: TDS Analysis Run 1/6/2026 11:18 AM
Plant McIntosh Client: Southern Company Data: McIntosh LF 4

Sanitas™ v.10.1.03a Software licensed to Groundwater Stats Consulting. UG
Hollow symbols indicate censored values.

Time Series

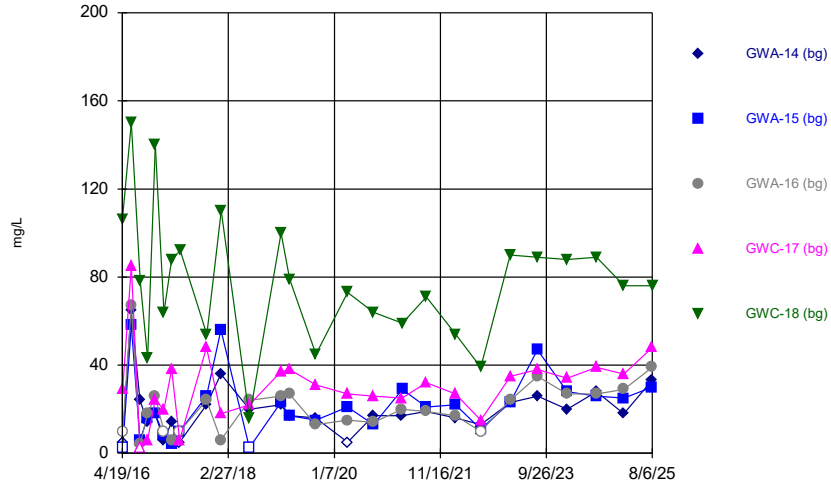

Constituent: TDS Analysis Run 1/6/2026 11:18 AM
Plant McIntosh Client: Southern Company Data: McIntosh LF 4

Sanitas™ v.10.1.03a Software licensed to Groundwater Stats Consulting. UG
Hollow symbols indicate censored values.

Time Series

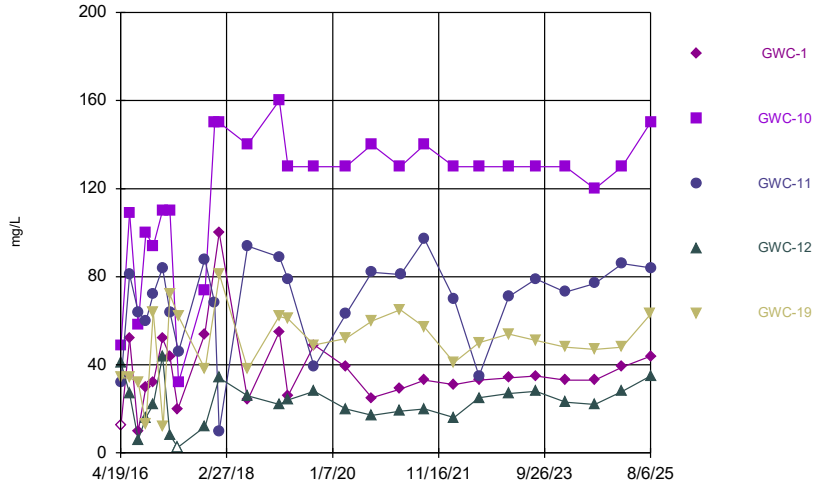

Constituent: TDS Analysis Run 1/6/2026 11:18 AM
Plant McIntosh Client: Southern Company Data: McIntosh LF 4

Sanitas™ v.10.1.03a Software licensed to Groundwater Stats Consulting. UG
Hollow symbols indicate censored values.

Time Series

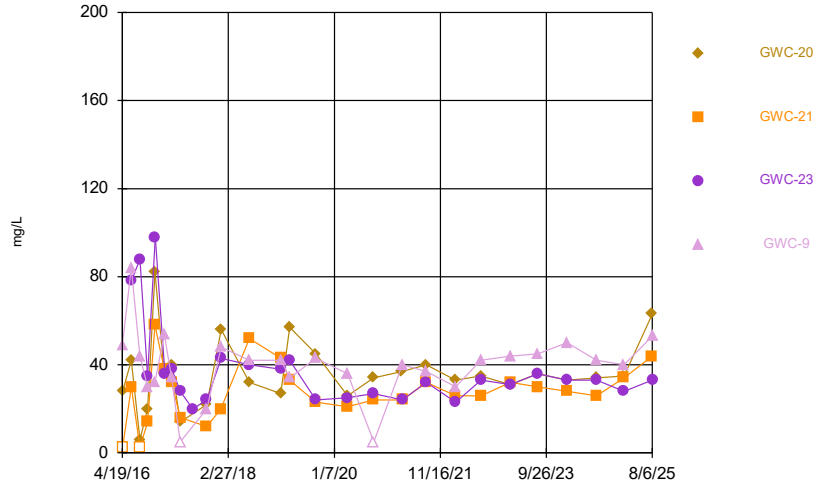

Constituent: TDS Analysis Run 1/6/2026 11:18 AM
Plant McIntosh Client: Southern Company Data: McIntosh LF 4

Sanitas™ v.10.1.03a Software licensed to Groundwater Stats Consulting. UG
Hollow symbols indicate censored values.

Time Series

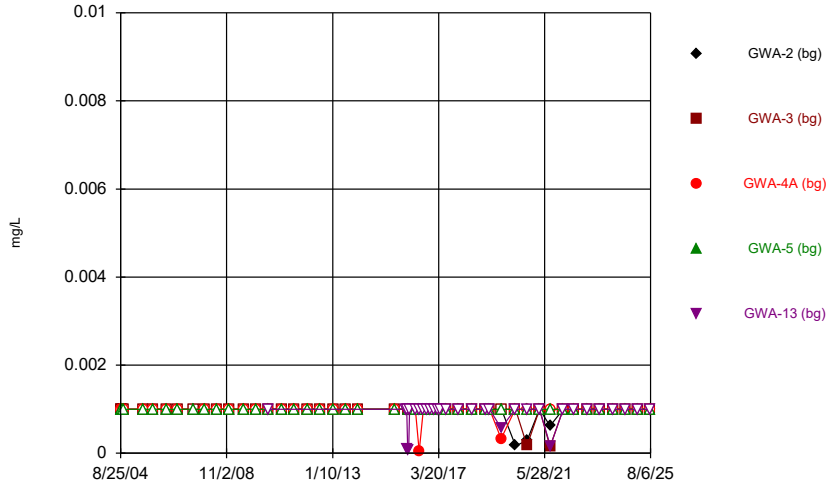

Constituent: Thallium Analysis Run 1/6/2026 11:18 AM
Plant McIntosh Client: Southern Company Data: McIntosh LF 4

Sanitas™ v.10.1.03a Software licensed to Groundwater Stats Consulting. UG
Hollow symbols indicate censored values.

Time Series

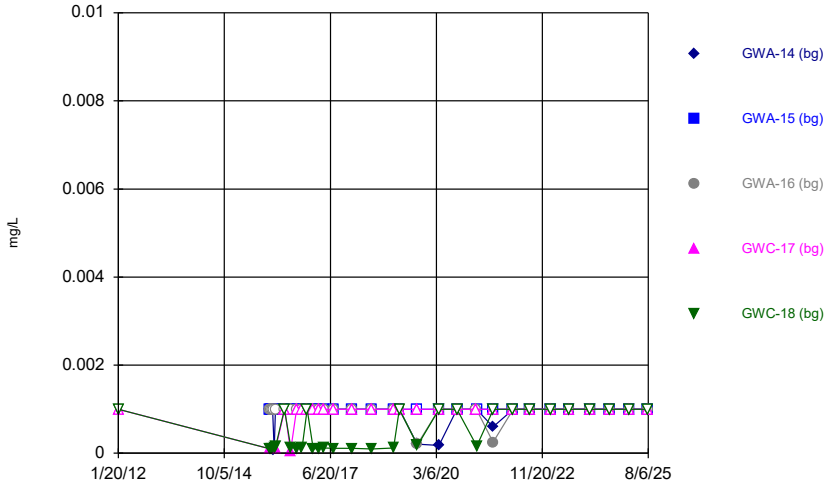

Constituent: Thallium Analysis Run 1/6/2026 11:18 AM
Plant McIntosh Client: Southern Company Data: McIntosh LF 4

Sanitas™ v.10.1.03a Software licensed to Groundwater Stats Consulting. UG
Hollow symbols indicate censored values.

Time Series

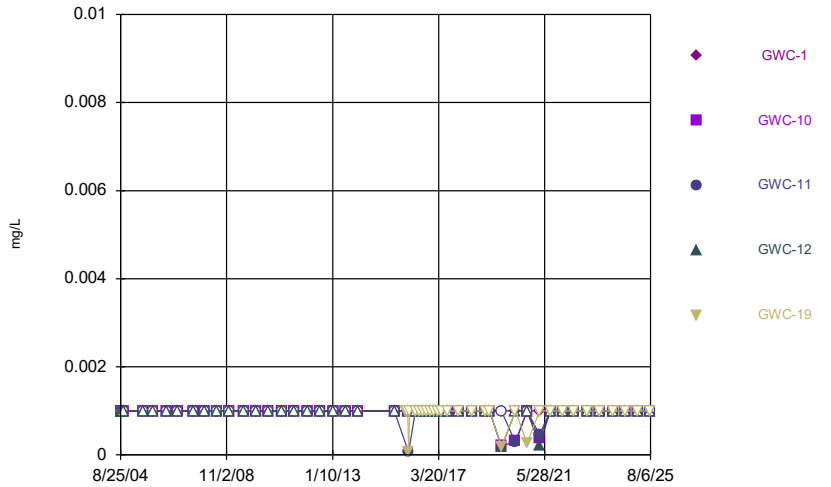

Constituent: Thallium Analysis Run 1/6/2026 11:18 AM
Plant McIntosh Client: Southern Company Data: McIntosh LF 4

Sanitas™ v.10.1.03a Software licensed to Groundwater Stats Consulting. UG
Hollow symbols indicate censored values.

Time Series

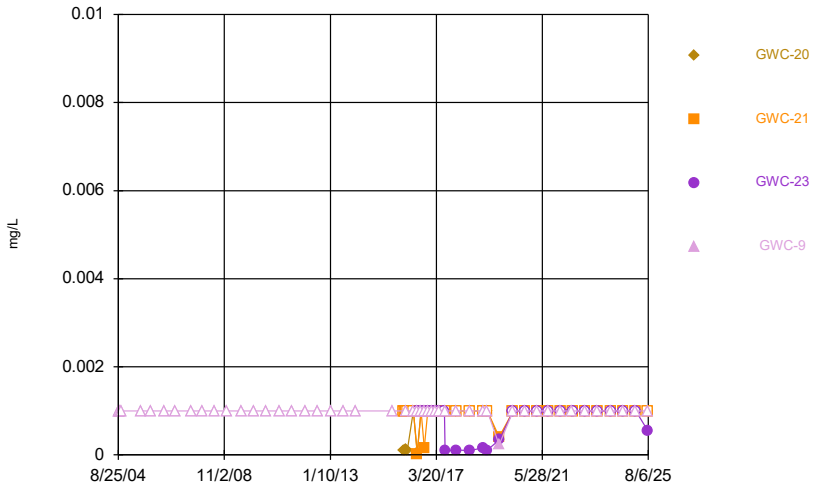

Constituent: Thallium Analysis Run 1/6/2026 11:18 AM
Plant McIntosh Client: Southern Company Data: McIntosh LF 4

Sanitas™ v.10.1.03a Software licensed to Groundwater Stats Consulting. UG
Hollow symbols indicate censored values.

Time Series

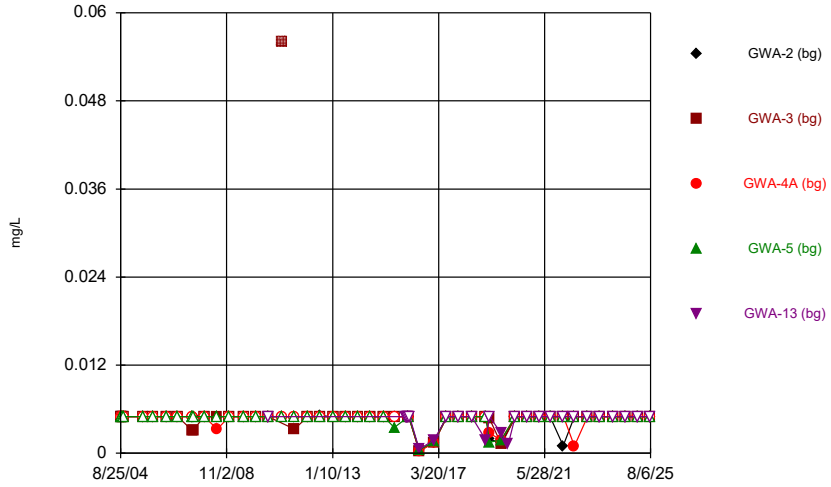

Constituent: Vanadium Analysis Run 1/6/2026 11:18 AM
Plant McIntosh Client: Southern Company Data: McIntosh LF 4

Sanitas™ v.10.1.03a Software licensed to Groundwater Stats Consulting. UG
Hollow symbols indicate censored values.

Time Series

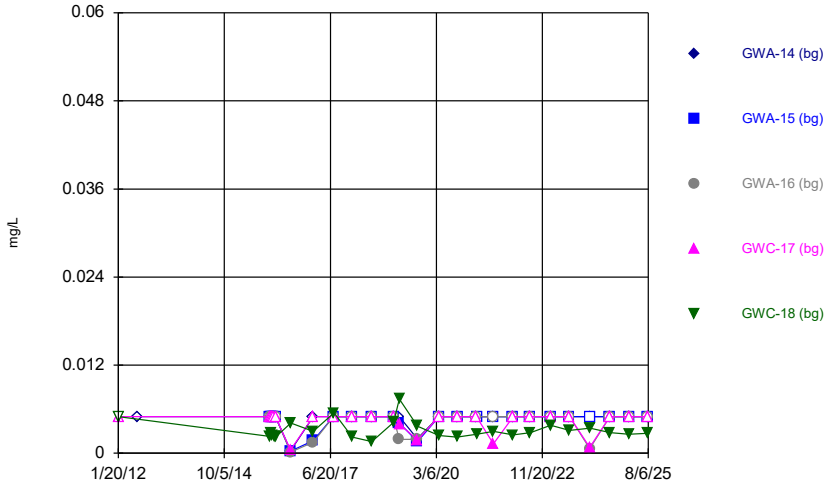

Constituent: Vanadium Analysis Run 1/6/2026 11:18 AM
Plant McIntosh Client: Southern Company Data: McIntosh LF 4

Sanitas™ v.10.1.03a Software licensed to Groundwater Stats Consulting. UG
Hollow symbols indicate censored values.

Time Series

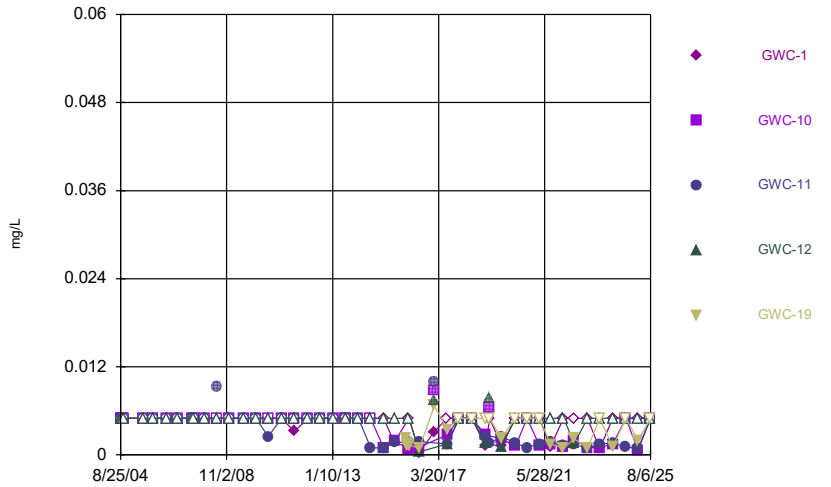

Constituent: Vanadium Analysis Run 1/6/2026 11:18 AM
Plant McIntosh Client: Southern Company Data: McIntosh LF 4

Sanitas™ v.10.1.03a Software licensed to Groundwater Stats Consulting. UG
Hollow symbols indicate censored values.

Time Series

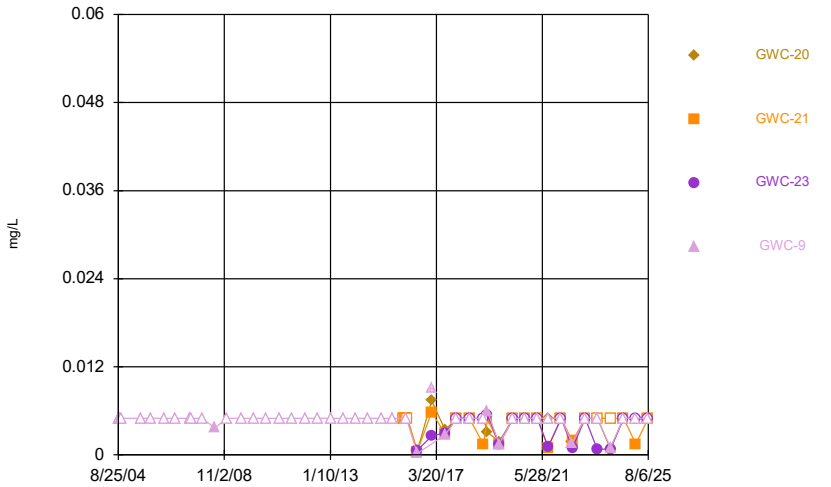

Constituent: Vanadium Analysis Run 1/6/2026 11:18 AM
Plant McIntosh Client: Southern Company Data: McIntosh LF 4

Sanitas™ v.10.1.03a Software licensed to Groundwater Stats Consulting. UG
Hollow symbols indicate censored values.

Time Series

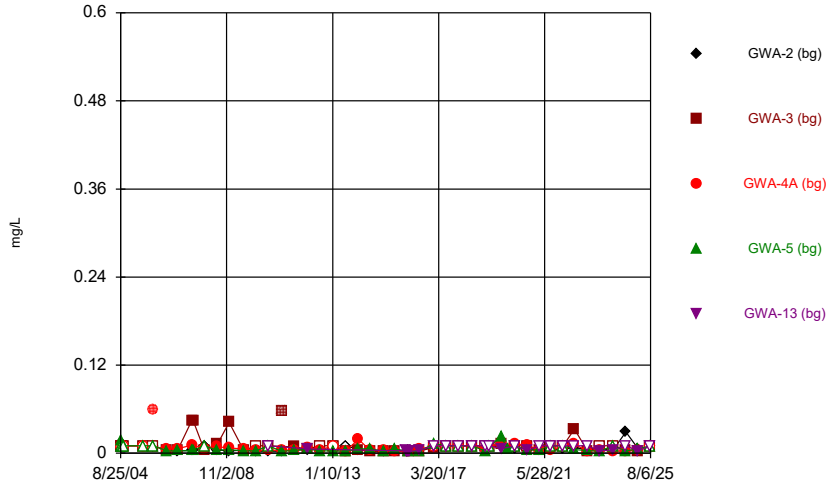

Constituent: Zinc Analysis Run 1/6/2026 11:18 AM
Plant McIntosh Client: Southern Company Data: McIntosh LF 4

Sanitas™ v.10.1.03a Software licensed to Groundwater Stats Consulting. UG
Hollow symbols indicate censored values.

Time Series

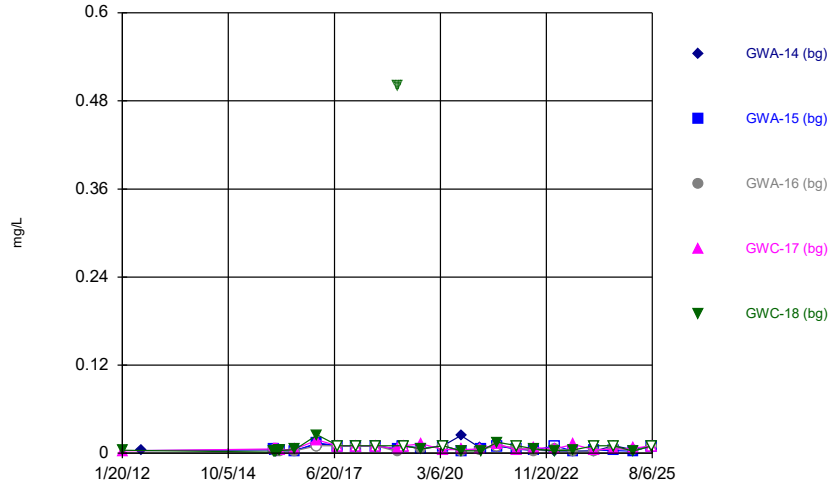

Constituent: Zinc Analysis Run 1/6/2026 11:18 AM
Plant McIntosh Client: Southern Company Data: McIntosh LF 4

Sanitas™ v.10.1.03a Software licensed to Groundwater Stats Consulting. UG
Hollow symbols indicate censored values.

Time Series

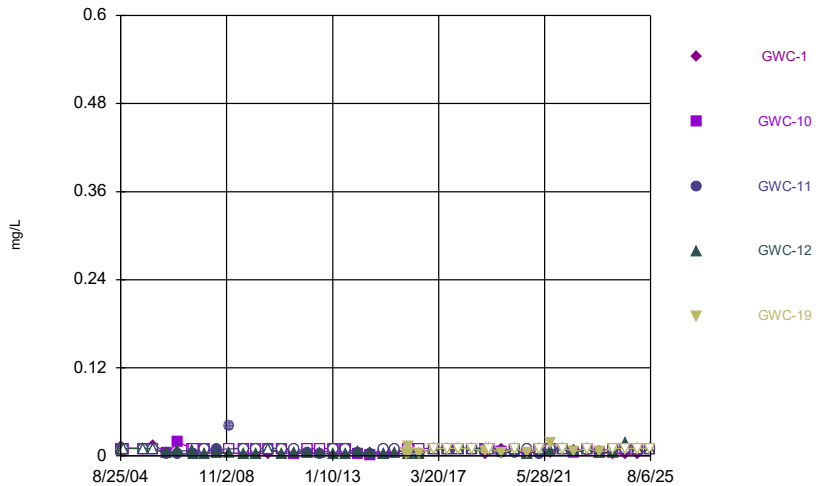

Constituent: Zinc Analysis Run 1/6/2026 11:18 AM
Plant McIntosh Client: Southern Company Data: McIntosh LF 4

Sanitas™ v.10.1.03a Software licensed to Groundwater Stats Consulting. UG
Hollow symbols indicate censored values.

Time Series

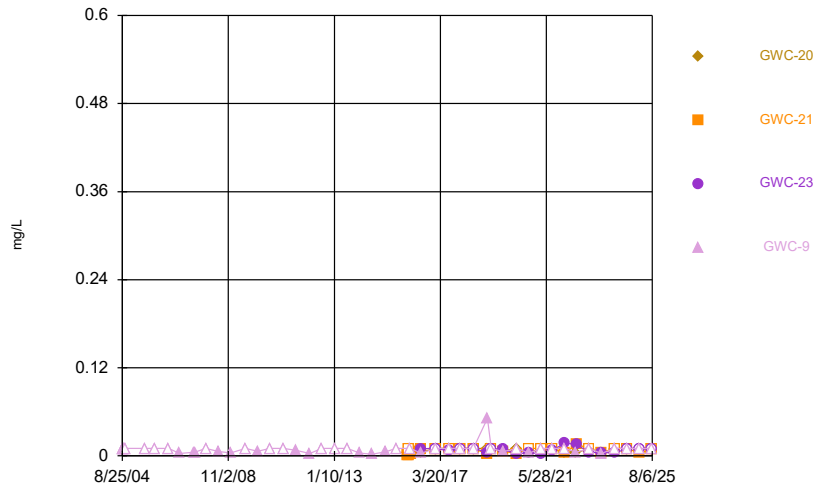

Constituent: Zinc Analysis Run 1/6/2026 11:18 AM
Plant McIntosh Client: Southern Company Data: McIntosh LF 4

Time Series

Constituent: Antimony (mg/L) Analysis Run 1/6/2026 11:19 AM

Plant McIntosh Client: Southern Company Data: McIntosh LF 4

	GWA-2 (bg)	GWA-3 (bg)	GWA-4A (bg)	GWA-5 (bg)	GWA-13 (bg)
8/25/2004	<0.005	<0.005	<0.005	<0.005	
9/11/2004	<0.005	<0.005	<0.005	<0.005	
9/26/2004	<0.005	<0.005	<0.005	<0.005	
10/13/2004	<0.005	<0.005	<0.005	<0.005	
7/11/2005	<0.005	<0.005			
7/12/2005			<0.005	<0.005	
12/7/2005	<0.005	<0.005			
12/8/2005			<0.005	<0.005	
6/23/2006	<0.005	<0.005			
6/24/2006			<0.005	<0.005	
11/28/2006	<0.005	<0.005	<0.005	<0.005	
6/19/2007	<0.005	<0.005	<0.005	<0.005	
7/6/2007	<0.005	<0.005		<0.005	
12/13/2007	<0.005	<0.005	<0.005		
12/14/2007				<0.005	
6/20/2008	<0.005	<0.005	<0.005	<0.005	
12/7/2008	<0.005	<0.005	<0.005	<0.005	
7/9/2009	<0.005	<0.005	<0.005	<0.005	
12/28/2009	<0.005	<0.005			
12/29/2009				<0.005	
12/30/2009			<0.005		
6/22/2010	<0.005	<0.005	<0.005	<0.005	<0.005
1/4/2011	<0.005		<0.005	<0.005	
1/5/2011		<0.005			
7/9/2011	<0.005	<0.005		<0.005	
7/10/2011			<0.005		
1/20/2012		<0.005			
1/21/2012	<0.005		<0.005	<0.005	
7/11/2012	<0.005	<0.005	<0.005	<0.005	
1/19/2013		<0.005		<0.005	
1/20/2013	<0.005		<0.005		
7/18/2013		<0.005		<0.005	
7/19/2013	<0.005		<0.005		
1/15/2014	<0.005	<0.005		<0.005	
1/16/2014			<0.005		
7/10/2014			<0.005	<0.005	
7/11/2014	<0.005	<0.005			
1/15/2015		<0.005		<0.005	
1/16/2015	<0.005		<0.005		
6/19/2015		<0.005		<0.005	
6/20/2015	<0.005		<0.005		
12/7/2015					<0.005
12/15/2015					<0.005
12/29/2015					<0.005
1/13/2016					<0.005
1/14/2016			<0.005	<0.005	
1/16/2016	<0.005	<0.005			
1/25/2016					<0.005
4/19/2016	<0.005	<0.005			
4/20/2016			<0.005	<0.005	<0.005
6/14/2016	<0.005	<0.005	<0.005	<0.005	<0.005
8/9/2016	<0.005	<0.005		<0.005	<0.005

ND substitution: RL or RL/2 if <15% NDs.

Time Series

Constituent: Antimony (mg/L) Analysis Run 1/6/2026 11:19 AM

Plant McIntosh Client: Southern Company Data: McIntosh LF 4

	GWA-2 (bg)	GWA-3 (bg)	GWA-4A (bg)	GWA-5 (bg)	GWA-13 (bg)
8/11/2016			<0.005		
9/26/2016	<0.005				
9/27/2016		<0.005	<0.005	<0.005	<0.005
11/14/2016		<0.005	<0.005		
11/15/2016	<0.005			<0.005	<0.005
1/10/2017	<0.005	<0.005	<0.005		
1/11/2017				<0.005	
1/12/2017					<0.005
2/28/2017	<0.005	<0.005	<0.005	<0.005	<0.005
4/19/2017	<0.005	<0.005			
4/20/2017			<0.005	<0.005	<0.005
7/17/2017	<0.005				
7/18/2017		0.0022 (J)	<0.005	<0.005	<0.005
1/10/2018	<0.005	<0.005	<0.005	<0.005	<0.005
7/11/2018	<0.005	<0.005	<0.005	<0.005	<0.005
1/29/2019	<0.005	<0.005	<0.005	<0.005	<0.005
3/26/2019			<0.005	<0.005	<0.005
3/27/2019	<0.005	<0.005			
9/10/2019			<0.005	<0.005	0.00052 (J)
9/11/2019	<0.005	0.00081 (J)			
3/31/2020			<0.005	<0.005	<0.005
4/1/2020	0.0004 (J)	<0.005			
9/15/2020	<0.005	<0.005		<0.005	<0.005
9/16/2020			<0.005		
3/16/2021	<0.005	<0.005			<0.005
3/17/2021			<0.005	<0.005	
8/17/2021	<0.005	<0.005			
8/18/2021					<0.005
8/19/2021			<0.005	<0.005	
2/22/2022	<0.005	<0.005		<0.005	<0.005
2/23/2022			<0.005		
8/2/2022	<0.005	<0.005		<0.005	<0.005
8/3/2022			<0.005		
2/6/2023					<0.005
2/7/2023	<0.005	<0.005	<0.005	<0.005	
8/1/2023	<0.005		<0.005	<0.005	<0.005
8/2/2023		<0.005			
2/6/2024	<0.005	<0.005	<0.005	<0.005	<0.005
8/13/2024		<0.005	<0.005	<0.005	<0.005
8/15/2024	<0.005				
2/3/2025			<0.005		
2/4/2025	<0.005	<0.005		<0.005	<0.005
8/5/2025	<0.005		<0.005	<0.005	<0.005
8/6/2025		<0.005			

ND substitution: RL or RL/2 if <15% NDs.

Time Series

Constituent: Antimony (mg/L) Analysis Run 1/6/2026 11:19 AM

Plant McIntosh Client: Southern Company Data: McIntosh LF 4

	GWA-14 (bg)	GWA-15 (bg)	GWA-16 (bg)	GWC-17 (bg)	GWC-18 (bg)
1/20/2012				<0.005	
1/21/2012					<0.005
12/7/2015	<0.005	<0.005	<0.005		
12/8/2015				<0.005	<0.005
12/14/2015			<0.005	<0.005	<0.005
12/15/2015	<0.005	<0.005			
12/28/2015		<0.005	<0.005	<0.005	<0.005
12/29/2015	<0.005				
1/13/2016	<0.005	<0.005	<0.005	<0.005	
1/14/2016					<0.005
1/25/2016	<0.005	<0.005	<0.005		
1/26/2016				<0.005	<0.005
4/19/2016					<0.005
4/20/2016	<0.005		<0.005	<0.005	
4/21/2016		<0.005			
6/14/2016	<0.005				
6/15/2016		<0.005	<0.005	<0.005	
6/16/2016					0.00022 (J)
8/9/2016	<0.005	<0.005	<0.005	<0.005	
8/11/2016					<0.005
9/27/2016	<0.005	<0.005	<0.005	<0.005	
9/28/2016					<0.005
11/15/2016	<0.005	<0.005	<0.005	<0.005	
11/16/2016					<0.005
1/11/2017	<0.005	<0.005	<0.005	<0.005	<0.005
2/28/2017	<0.005	<0.005			
3/1/2017			<0.005	<0.005	<0.005
4/20/2017	<0.005	<0.005	<0.005	<0.005	
4/25/2017					<0.005
7/19/2017	<0.005	<0.005	<0.005	<0.005	
7/25/2017					<0.005
1/11/2018	<0.005	<0.005	<0.005	<0.005	
1/12/2018					<0.005
7/11/2018	<0.005	<0.005	<0.005	<0.005	<0.005
1/29/2019	<0.005	<0.005	<0.005	<0.005	
1/30/2019					<0.005
3/26/2019	<0.005	<0.005	<0.005		
3/27/2019				<0.005	<0.005
9/10/2019	<0.005		<0.005		
9/11/2019		<0.005		<0.005	<0.005
4/1/2020	<0.005	<0.005	<0.005	<0.005	<0.005
9/15/2020	0.00039 (J)	<0.005	<0.005	<0.005	<0.005
3/16/2021	<0.005		<0.005	<0.005	
3/17/2021		<0.005			<0.005
8/17/2021	<0.005		<0.005		
8/19/2021		<0.005		<0.005	<0.005
2/22/2022	<0.005	<0.005	<0.005	<0.005	
2/23/2022					<0.005
8/2/2022	<0.005	<0.005	<0.005	<0.005	<0.005
2/7/2023	<0.005	<0.005	<0.005		<0.005
2/8/2023				<0.005	
8/1/2023		<0.005	<0.005		

ND substitution: RL or RL/2 if <15% NDs.

Time Series

Constituent: Antimony (mg/L) Analysis Run 1/6/2026 11:19 AM

Plant McIntosh Client: Southern Company Data: McIntosh LF 4

	GWA-14 (bg)	GWA-15 (bg)	GWA-16 (bg)	GWC-17 (bg)	GWC-18 (bg)
8/2/2023	<0.005			<0.005	<0.005
2/6/2024	<0.005	<0.005	<0.005	<0.005	
2/7/2024					<0.005
8/13/2024	<0.005	<0.005	<0.005	<0.005	
8/14/2024					<0.005
2/4/2025	<0.005	<0.005	<0.005	<0.005	
2/5/2025					<0.005
8/4/2025	<0.005				
8/5/2025		<0.005	<0.005	<0.005	
8/6/2025					<0.005

ND substitution: RL or RL/2 if <15% NDs.

Time Series

Constituent: Antimony (mg/L) Analysis Run 1/6/2026 11:19 AM

Plant McIntosh Client: Southern Company Data: McIntosh LF 4

	GWC-1	GWC-10	GWC-11	GWC-12	GWC-19
8/25/2004	<0.005	<0.005	<0.005	<0.005	
9/11/2004	<0.005	<0.005	<0.005	<0.005	
9/26/2004	<0.005	<0.005	<0.005	<0.005	
10/13/2004		<0.005	<0.005	<0.005	
7/11/2005	<0.005			<0.005	
7/12/2005		<0.005	<0.005		
12/7/2005	<0.005	<0.005	<0.005	<0.005	
6/24/2006	<0.005	<0.005		<0.005	
6/25/2006			<0.005		
11/28/2006			<0.005	<0.005	
11/29/2006	<0.005	<0.005			
6/20/2007	<0.005	<0.005		<0.005	
6/21/2007			<0.005		
7/6/2007	<0.005	<0.005	<0.005	<0.005	
12/13/2007	<0.005	<0.005		<0.005	
12/14/2007			<0.005		
6/20/2008	<0.005	<0.005	<0.005	<0.005	
12/7/2008	<0.005	<0.005	<0.005	<0.005	
7/9/2009	<0.005				
7/10/2009		<0.005	<0.005	<0.005	
12/28/2009	<0.005			<0.005	
12/29/2009		<0.005	<0.005		
6/22/2010	<0.005	<0.005	<0.005	<0.005	
1/4/2011	<0.005	<0.005		<0.005	
1/5/2011			<0.005		
7/9/2011	<0.005		<0.005	<0.005	
7/10/2011		<0.005			
1/20/2012				<0.005	
1/21/2012	<0.005	<0.005	<0.005		
7/11/2012	<0.005	<0.005	<0.005	<0.005	
1/19/2013			<0.005	<0.005	
1/20/2013	<0.005	<0.005			
7/18/2013				<0.005	
7/19/2013	<0.005	<0.005	<0.005		
1/15/2014	<0.005		<0.005	<0.005	
1/16/2014		<0.005			
7/10/2014		<0.005			
7/11/2014	<0.005		<0.005	<0.005	
1/15/2015				<0.005	
1/16/2015	<0.005	<0.005	<0.005		
6/19/2015				<0.005	
6/20/2015	<0.005	<0.005	<0.005		
12/8/2015					<0.005
12/15/2015					<0.005
12/28/2015					<0.005
1/14/2016			<0.005		<0.005
1/16/2016	<0.005	<0.005		<0.005	
1/26/2016					<0.005
4/19/2016					<0.005
4/20/2016	<0.005		<0.005	<0.005	
4/21/2016		<0.005			
6/15/2016	<0.005		<0.005	<0.005	

ND substitution: RL or RL/2 if <15% NDs.

Time Series

Constituent: Antimony (mg/L) Analysis Run 1/6/2026 11:19 AM

Plant McIntosh Client: Southern Company Data: McIntosh LF 4

	GWC-1	GWC-10	GWC-11	GWC-12	GWC-19
6/16/2016		<0.005			<0.005
8/10/2016	<0.005	<0.005	<0.005	<0.005	<0.005
9/27/2016	<0.005	<0.005	<0.005	<0.005	
9/28/2016					<0.005
11/15/2016	<0.005	<0.005	<0.005	<0.005	<0.005
1/12/2017	<0.005	<0.005	<0.005	<0.005	
1/16/2017					<0.005
3/1/2017	<0.005	<0.005	<0.005	<0.005	<0.005
4/20/2017	<0.005			<0.005	
4/24/2017		<0.005	<0.005		
4/25/2017					<0.005
7/19/2017	<0.005				
7/20/2017				<0.005	
7/24/2017		<0.005	<0.005		
7/25/2017					<0.005
1/11/2018	<0.005	<0.005	<0.005	<0.005	
1/12/2018					<0.005
7/11/2018					<0.005
7/12/2018	<0.005	<0.005	<0.005	<0.005	
1/29/2019					<0.005
1/30/2019	<0.005	<0.005	<0.005	<0.005	
3/27/2019	<0.005	<0.005	<0.005	<0.005	<0.005
9/11/2019	<0.005	<0.005	<0.005	<0.005	<0.005
4/1/2020	<0.005	<0.005		<0.005	<0.005
4/2/2020			<0.005		
9/15/2020	<0.005	<0.005	<0.005		
9/16/2020				<0.005	<0.005
3/16/2021	<0.005	<0.005		<0.005	<0.005
3/17/2021			<0.005		
8/18/2021	<0.005	<0.005	<0.005	<0.005	
8/19/2021					<0.005
2/23/2022	<0.005	<0.005	<0.005	<0.005	<0.005
8/2/2022			<0.005		
8/3/2022	0.00057 (J)	<0.005		<0.005	<0.005
2/7/2023	<0.005			<0.005	
2/8/2023		<0.005	<0.005		<0.005
8/2/2023	<0.005	<0.005	<0.005	<0.005	<0.005
2/7/2024	<0.005	<0.005	<0.005		<0.005
2/8/2024				<0.005	
8/14/2024	<0.005	<0.005	<0.005	<0.005	<0.005
2/4/2025		<0.005			<0.005
2/5/2025	<0.005		<0.005	<0.005	
8/5/2025					<0.005
8/6/2025	<0.005	<0.005	<0.005	<0.005	

ND substitution: RL or RL/2 if <15% NDs.

Time Series

Constituent: Antimony (mg/L) Analysis Run 1/6/2026 11:19 AM

Plant McIntosh Client: Southern Company Data: McIntosh LF 4

	GWC-20	GWC-21	GWC-23	GWC-9
8/25/2004				<0.005
9/11/2004				<0.005
9/26/2004				<0.005
10/13/2004				<0.005
7/12/2005				<0.005
12/8/2005				<0.005
6/25/2006				<0.005
11/29/2006				<0.005
6/20/2007				<0.005
7/6/2007				<0.005
12/13/2007				<0.005
6/20/2008				<0.005
12/7/2008				<0.005
7/9/2009				<0.005
12/29/2009				<0.005
6/22/2010				<0.005
1/5/2011				<0.005
7/9/2011				<0.005
1/21/2012				<0.005
7/11/2012				<0.005
1/19/2013				<0.005
7/18/2013				<0.005
1/15/2014				<0.005
7/10/2014				<0.005
1/16/2015				<0.005
6/20/2015				<0.005
12/9/2015	<0.005	<0.005		
12/14/2015	<0.005	<0.005		
12/29/2015	<0.005	<0.005		
1/14/2016	<0.005	<0.005		<0.005
1/25/2016	<0.005	<0.005		
4/19/2016				<0.005
4/21/2016	<0.005	<0.005		
6/15/2016				<0.005
6/16/2016	<0.005	<0.005	<0.005	
8/10/2016	<0.005	<0.005	<0.005	<0.005
9/27/2016	<0.005	<0.005		<0.005
9/28/2016			<0.005	
11/15/2016	<0.005	<0.005		<0.005
11/16/2016			<0.005	
1/12/2017		<0.005		
1/13/2017	<0.005			<0.005
1/17/2017			<0.005	
3/1/2017	<0.005	<0.005		<0.005
3/2/2017			<0.005	
4/24/2017		<0.005		<0.005
4/25/2017	<0.005		<0.005	
7/13/2017			<0.005	
7/24/2017				<0.005
7/25/2017	<0.005	<0.005	<0.005	
1/11/2018		<0.005		
1/12/2018	<0.005		<0.005	<0.005

ND substitution: RL or RL/2 if <15% NDs.

Time Series

Constituent: Antimony (mg/L) Analysis Run 1/6/2026 11:19 AM

Plant McIntosh Client: Southern Company Data: McIntosh LF 4

	GWC-20	GWC-21	GWC-23	GWC-9
7/11/2018	<0.005	<0.005		
7/12/2018			<0.005	<0.005
1/29/2019	<0.005			
1/30/2019		<0.005	<0.005	<0.005
3/27/2019	<0.005	<0.005	<0.005	<0.005
9/11/2019	<0.005	<0.005	<0.005	<0.005
4/1/2020	<0.005	<0.005	<0.005	<0.005
9/15/2020	<0.005	<0.005	<0.005	
9/16/2020				<0.005
3/16/2021	<0.005			
3/17/2021		<0.005	<0.005	<0.005
8/19/2021	<0.005	<0.005	<0.005	<0.005
2/22/2022	<0.005			
2/23/2022		<0.005	<0.005	<0.005
8/3/2022	<0.005			<0.005
8/4/2022		<0.005	<0.005	
2/8/2023	<0.005	<0.005	<0.005	<0.005
8/2/2023	<0.005			<0.005
8/3/2023		<0.005	<0.005	
2/7/2024	<0.005	<0.005	<0.005	<0.005
8/14/2024	<0.005	<0.005	<0.005	<0.005
2/5/2025	<0.005	<0.005	<0.005	<0.005
8/5/2025	<0.005	<0.005		
8/6/2025			<0.005	<0.005

ND substitution: RL or RL/2 if <15% NDs.

Time Series

Constituent: Arsenic (mg/L) Analysis Run 1/6/2026 11:19 AM

Plant McIntosh Client: Southern Company Data: McIntosh LF 4

	GWA-2 (bg)	GWA-3 (bg)	GWA-4A (bg)	GWA-5 (bg)	GWA-13 (bg)
8/25/2004	<0.005	<0.005	<0.005	<0.005	
9/11/2004	<0.005	<0.005	<0.005	<0.005	
9/26/2004	<0.005	<0.005	<0.005	<0.005	
10/13/2004	<0.005	<0.005	<0.005	<0.005	
7/11/2005	<0.005	<0.005			
7/12/2005			<0.005	<0.005	
12/7/2005	<0.005	<0.005			
12/8/2005			<0.005	<0.005	
6/23/2006	<0.005	<0.005			
6/24/2006			<0.005	<0.005	
11/28/2006	<0.005	<0.005	<0.005	<0.005	
6/19/2007	<0.005	<0.005	<0.005	<0.005	
7/6/2007	<0.005	<0.005		<0.005	
12/13/2007	<0.005	<0.005	<0.005		
12/14/2007				<0.005	
6/20/2008	<0.005	<0.005	<0.005	<0.005	
12/7/2008	<0.005	<0.005	<0.005	<0.005	
7/9/2009	<0.005	<0.005	<0.005	<0.005	
12/28/2009	<0.005	<0.005			
12/29/2009				<0.005	
12/30/2009			<0.005		
6/22/2010	<0.005	<0.005	<0.005	<0.005	<0.005
1/4/2011	<0.005		<0.005	<0.005	
1/5/2011		0.0089 (O)			
7/9/2011	<0.005	<0.005		<0.005	
7/10/2011			<0.005		
1/20/2012		<0.005			
1/21/2012	<0.005		<0.005	<0.005	
7/11/2012	<0.005	<0.005	<0.005	<0.005	
1/19/2013		<0.005		<0.005	
1/20/2013	<0.005		<0.005		
7/18/2013		<0.005		<0.005	
7/19/2013	<0.005		<0.005		
1/15/2014	<0.005	<0.005		<0.005	
1/16/2014			<0.005		
7/10/2014			<0.005	<0.005	
7/11/2014	<0.005	<0.005			
1/15/2015		<0.005		<0.005	
1/16/2015	<0.005		<0.005		
6/19/2015		<0.005		<0.005	
6/20/2015	<0.005		<0.005		
12/7/2015					<0.005
12/15/2015					<0.005
12/29/2015					<0.005
1/13/2016					<0.005
1/14/2016			<0.005	<0.005	
1/16/2016	<0.005	<0.005			
1/25/2016					<0.005
4/19/2016	<0.005	<0.005			
4/20/2016			<0.005	<0.005	<0.005
6/14/2016	<0.005	<0.005	0.00016 (J)	5E-05 (J)	<0.005
8/9/2016	<0.005	<0.005		<0.005	<0.005

ND substitution: RL or RL/2 if <15% NDs.

Time Series

Constituent: Arsenic (mg/L) Analysis Run 1/6/2026 11:19 AM

Plant McIntosh Client: Southern Company Data: McIntosh LF 4

	GWA-2 (bg)	GWA-3 (bg)	GWA-4A (bg)	GWA-5 (bg)	GWA-13 (bg)
8/11/2016			0.00096 (J)		
9/26/2016	<0.005				
9/27/2016		<0.005	0.0026	<0.005	<0.005
11/14/2016		<0.005	0.0017		
11/15/2016	<0.005			<0.005	<0.005
1/10/2017	<0.005	<0.005	0.0021		
1/11/2017				<0.005	
1/12/2017					<0.005
2/28/2017	<0.005	0.00061 (J)	0.0027	<0.005	<0.005
4/19/2017	<0.005	0.00069 (J)			
4/20/2017			0.0014	<0.005	<0.005
7/17/2017	<0.005				
7/18/2017		<0.005	0.0012 (J)	<0.005	<0.005
1/10/2018	<0.005	<0.005	0.00068 (J)	<0.005	<0.005
7/11/2018	<0.005	<0.005	<0.005	<0.005	<0.005
1/29/2019	<0.005	<0.005	<0.005	<0.005	<0.005
3/26/2019			0.0005 (J)	<0.005	<0.005
3/27/2019	<0.005	0.0011 (J)			
9/10/2019			0.00051 (J)	0.00035 (J)	0.00076 (J)
9/11/2019	<0.005	<0.005			
3/31/2020			<0.005	<0.005	<0.005
4/1/2020	<0.005	<0.005			
9/15/2020	<0.005	<0.005		<0.005	<0.005
9/16/2020			<0.005		
3/16/2021	<0.005	<0.005			<0.005
3/17/2021			<0.005	<0.005	
8/17/2021	<0.005	<0.005			
8/18/2021					<0.005
8/19/2021			<0.005	<0.005	
2/22/2022	<0.005	<0.005		<0.005	<0.005
2/23/2022			0.00035 (J)		
8/2/2022	<0.005	<0.005		<0.005	<0.005
8/3/2022			<0.005		
2/6/2023					<0.005
2/7/2023	<0.005	<0.005	<0.005	<0.005	
8/1/2023	<0.005		<0.005	<0.005	<0.005
8/2/2023		<0.005			
2/6/2024	<0.005	<0.005	<0.005	<0.005	<0.005
8/13/2024		<0.005	<0.005	<0.005	<0.005
8/15/2024	<0.005				
2/3/2025			<0.005		
2/4/2025	<0.005	<0.005		<0.005	<0.005
8/5/2025	<0.005		<0.005	<0.005	<0.005
8/6/2025		<0.005			

ND substitution: RL or RL/2 if <15% NDs.

Time Series

Constituent: Arsenic (mg/L) Analysis Run 1/6/2026 11:19 AM

Plant McIntosh Client: Southern Company Data: McIntosh LF 4

	GWA-14 (bg)	GWA-15 (bg)	GWA-16 (bg)	GWC-17 (bg)	GWC-18 (bg)
1/20/2012				<0.005	
1/21/2012					<0.005
12/7/2015	<0.005	<0.005	<0.005		
12/8/2015				<0.005	<0.005
12/14/2015			<0.005	<0.005	<0.005
12/15/2015	<0.005	<0.005			
12/28/2015		<0.005	<0.005	<0.005	<0.005
12/29/2015	<0.005				
1/13/2016	<0.005	<0.005	<0.005	<0.005	
1/14/2016					<0.005
1/25/2016	<0.005	<0.005	<0.005		
1/26/2016				<0.005	<0.005
4/19/2016					0.00112 (J)
4/20/2016	<0.005		<0.005	<0.005	
4/21/2016		<0.005			
6/14/2016	<0.005				
6/15/2016		<0.005	<0.005	0.00015 (J)	
6/16/2016					0.0011 (J)
8/9/2016	<0.005	<0.005	<0.005	<0.005	
8/11/2016					0.001 (J)
9/27/2016	<0.005	<0.005	<0.005	<0.005	
9/28/2016					0.00062 (J)
11/15/2016	<0.005	<0.005	<0.005	<0.005	
11/16/2016					0.00046 (J)
1/11/2017	<0.005	<0.005	<0.005	<0.005	0.00093 (J)
2/28/2017	<0.005	<0.005			
3/1/2017			<0.005	<0.005	0.0006 (J)
4/20/2017	<0.005	<0.005	<0.005	<0.005	
4/25/2017					0.0011 (J)
7/19/2017	<0.005	0.00056 (J)	<0.005	0.00047 (J)	
7/25/2017					0.001 (J)
1/11/2018	<0.005	<0.005	<0.005	<0.005	
1/12/2018					0.00095 (J)
7/11/2018	<0.005	<0.005	<0.005	<0.005	0.0007 (J)
1/29/2019	<0.005	<0.005	<0.005	<0.005	
1/30/2019					0.0011 (J)
3/26/2019	<0.005	0.00075 (J)	<0.005		
3/27/2019				0.00097 (J)	0.0019
9/10/2019	0.00043 (J)		0.00036 (J)		
9/11/2019		0.00033 (J)		0.00038 (J)	0.0012
4/1/2020	<0.005	<0.005	<0.005	<0.005	0.00067
9/15/2020	<0.005	<0.005	<0.005	<0.005	0.00076 (J)
3/16/2021	<0.005		<0.005	<0.005	
3/17/2021		<0.005			0.00072 (J)
8/17/2021	<0.005		<0.005		
8/19/2021		<0.005		<0.005	0.00059 (J)
2/22/2022	<0.005	<0.005	<0.005	<0.005	
2/23/2022					0.00098 (J)
8/2/2022	<0.005	<0.005	<0.005	<0.005	0.0009 (J)
2/7/2023	<0.005	<0.005	<0.005		0.0011
2/8/2023				<0.005	
8/1/2023		<0.005	<0.005		

ND substitution: RL or RL/2 if <15% NDs.

Time Series

Constituent: Arsenic (mg/L) Analysis Run 1/6/2026 11:19 AM

Plant McIntosh Client: Southern Company Data: McIntosh LF 4

	GWA-14 (bg)	GWA-15 (bg)	GWA-16 (bg)	GWC-17 (bg)	GWC-18 (bg)
8/2/2023	<0.005			<0.005	0.001
2/6/2024	<0.005	<0.005	<0.005	<0.005	
2/7/2024					0.0018
8/13/2024	<0.005	<0.005	<0.005	<0.005	
8/14/2024					0.0014
2/4/2025	<0.005	<0.005	<0.005	<0.005	
2/5/2025					0.00089 (J)
8/4/2025	<0.005				
8/5/2025		<0.005	<0.005	<0.005	
8/6/2025					<0.005

ND substitution: RL or RL/2 if <15% NDs.

Time Series

Constituent: Arsenic (mg/L) Analysis Run 1/6/2026 11:19 AM

Plant McIntosh Client: Southern Company Data: McIntosh LF 4

	GWC-1	GWC-10	GWC-11	GWC-12	GWC-19
8/25/2004	<0.005	<0.005	<0.005	<0.005	
9/11/2004	<0.005	<0.005	<0.005	<0.005	
9/26/2004	<0.005	<0.005	<0.005	<0.005	
10/13/2004		<0.005	<0.005	<0.005	
7/11/2005	<0.005			<0.005	
7/12/2005		<0.005	<0.005		
12/7/2005	<0.005	<0.005	<0.005	<0.005	
6/24/2006	<0.005	<0.005		<0.005	
6/25/2006			<0.005		
11/28/2006			<0.005	<0.005	
11/29/2006	<0.005	<0.005			
6/20/2007	<0.005	<0.005		<0.005	
6/21/2007			<0.005		
7/6/2007	<0.005	<0.005	<0.005	<0.005	
12/13/2007	<0.005	<0.005		<0.005	
12/14/2007			<0.005		
6/20/2008	<0.005	<0.005	<0.005	<0.005	
12/7/2008	<0.005	<0.005	<0.005	<0.005	
7/9/2009	<0.005				
7/10/2009		<0.005	<0.005	<0.005	
12/28/2009	<0.005			<0.005	
12/29/2009		<0.005	<0.005		
6/22/2010	<0.005	<0.005	<0.005	<0.005	
1/4/2011	<0.005	<0.005		<0.005	
1/5/2011			<0.005		
7/9/2011	<0.005		<0.005	<0.005	
7/10/2011		<0.005			
1/20/2012				<0.005	
1/21/2012	<0.005	<0.005	<0.005		
7/11/2012	<0.005	<0.005	<0.005	<0.005	
1/19/2013			<0.005	<0.005	
1/20/2013	<0.005	<0.005			
7/18/2013				<0.005	
7/19/2013	<0.005	<0.005	<0.005		
1/15/2014	<0.005		<0.005	<0.005	
1/16/2014		<0.005			
7/10/2014		<0.005			
7/11/2014	<0.005		<0.005	<0.005	
1/15/2015				<0.005	
1/16/2015	<0.005	<0.005	<0.005		
6/19/2015				<0.005	
6/20/2015	<0.005	<0.005	<0.005		
12/8/2015					<0.005
12/15/2015					<0.005
12/28/2015					<0.005
1/14/2016			<0.005		<0.005
1/16/2016	<0.005	<0.005		<0.005	
1/26/2016					<0.005
4/19/2016					<0.005
4/20/2016	<0.005		0.00117 (J)	<0.005	
4/21/2016		<0.005			
6/15/2016	<0.005		0.0013 (J)	<0.005	

ND substitution: RL or RL/2 if <15% NDs.

Time Series

Constituent: Arsenic (mg/L) Analysis Run 1/6/2026 11:19 AM

Plant McIntosh Client: Southern Company Data: McIntosh LF 4

	GWC-1	GWC-10	GWC-11	GWC-12	GWC-19
6/16/2016		0.0004 (J)			0.00026 (J)
8/10/2016	<0.005	<0.005	0.0013	<0.005	<0.005
9/27/2016	<0.005	<0.005	0.0011 (J)	<0.005	
9/28/2016					<0.005
11/15/2016	<0.005	<0.005	0.001 (J)	<0.005	<0.005
1/12/2017	<0.005	0.00077 (J)	0.0016	0.00062 (J)	
1/16/2017					0.00067 (J)
3/1/2017	<0.005	<0.005	0.00092 (J)	<0.005	<0.005
4/20/2017	<0.005			<0.005	
4/24/2017		<0.005	0.0011 (J)		
4/25/2017					<0.005
7/19/2017	<0.005				
7/20/2017				0.00053 (J)	
7/24/2017		<0.005	0.00086 (J)		
7/25/2017					<0.005
1/11/2018	<0.005	0.00046 (J)	0.0012 (J)	<0.005	
1/12/2018					<0.005
7/11/2018					<0.005
7/12/2018	<0.005	<0.005	0.001 (J)	<0.005	
1/29/2019					<0.005
1/30/2019	<0.005	0.00082 (J)	0.0015	<0.005	
3/27/2019	<0.005	0.0013	0.0013	0.0011 (J)	<0.005
9/11/2019	<0.005	0.00082 (J)	0.0017	0.00032 (J)	0.00057 (J)
4/1/2020	<0.005	0.00055 (J)		<0.005	<0.005
4/2/2020			0.0014		
9/15/2020	<0.005	0.00041 (J)	0.0011		
9/16/2020				<0.005	<0.005
3/16/2021	<0.005	0.00069 (J)		<0.005	<0.005
3/17/2021			0.0014		
8/18/2021	0.0004 (J)	0.00045 (J)	0.0013	<0.005	
8/19/2021					<0.005
2/23/2022	<0.005	0.00048 (J)	0.0013	<0.005	0.00028 (J)
8/2/2022			0.0013		
8/3/2022	<0.005	0.00052 (J)		<0.005	<0.005
2/7/2023	<0.005			<0.005	
2/8/2023		<0.005	0.0017		<0.005
8/2/2023	<0.005	<0.005	0.0014	<0.005	<0.005
2/7/2024	<0.005	0.0013	0.002		0.00092 (J)
2/8/2024				<0.005	
8/14/2024	<0.005	0.00099 (J)	0.0018	<0.005	<0.005
2/4/2025		<0.005			<0.005
2/5/2025	<0.005		0.0013	<0.005	
8/5/2025					<0.005
8/6/2025	<0.005	<0.005	<0.005	<0.005	

ND substitution: RL or RL/2 if <15% NDs.

Time Series

Constituent: Arsenic (mg/L) Analysis Run 1/6/2026 11:19 AM

Plant McIntosh Client: Southern Company Data: McIntosh LF 4

	GWC-20	GWC-21	GWC-23	GWC-9
8/25/2004				<0.005
9/11/2004				<0.005
9/26/2004				<0.005
10/13/2004				<0.005
7/12/2005				<0.005
12/8/2005				<0.005
6/25/2006				<0.005
11/29/2006				<0.005
6/20/2007				<0.005
7/6/2007				<0.005
12/13/2007				<0.005
6/20/2008				<0.005
12/7/2008				<0.005
7/9/2009				<0.005
12/29/2009				<0.005
6/22/2010				<0.005
1/5/2011				<0.005
7/9/2011				<0.005
1/21/2012				<0.005
7/11/2012				<0.005
1/19/2013				<0.005
7/18/2013				<0.005
1/15/2014				<0.005
7/10/2014				<0.005
1/16/2015				<0.005
6/20/2015				<0.005
12/9/2015	<0.005	<0.005		
12/14/2015	<0.005	<0.005		
12/29/2015	<0.005	0.0022 (J)		
1/14/2016	<0.005	0.002 (J)		<0.005
1/25/2016	<0.005	<0.005		
4/19/2016				<0.005
4/21/2016	<0.005	<0.005		
6/15/2016				<0.005
6/16/2016	0.00014 (J)	0.00046 (J)	0.00043 (J)	
8/10/2016	<0.005	<0.005	0.0021	<0.005
9/27/2016	<0.005	0.00084 (J)		<0.005
9/28/2016			0.0011 (J)	
11/15/2016	<0.005	<0.005		<0.005
11/16/2016			0.0011 (J)	
1/12/2017		<0.005		
1/13/2017	<0.005			0.00055 (J)
1/17/2017			0.00064 (J)	
3/1/2017	<0.005	<0.005		<0.005
3/2/2017			<0.005	
4/24/2017		<0.005		<0.005
4/25/2017	0.00046 (J)		0.0007 (J)	
7/13/2017			<0.005	
7/24/2017				<0.005
7/25/2017	<0.005	<0.005	<0.005	
1/11/2018		<0.005		
1/12/2018	<0.005		<0.005	<0.005

ND substitution: RL or RL/2 if <15% NDs.

Time Series

Constituent: Arsenic (mg/L) Analysis Run 1/6/2026 11:19 AM

Plant McIntosh Client: Southern Company Data: McIntosh LF 4

	GWC-20	GWC-21	GWC-23	GWC-9
7/11/2018	<0.005	<0.005		
7/12/2018			<0.005	<0.005
1/29/2019	<0.005			
1/30/2019		<0.005	0.00034 (J)	<0.005
3/27/2019	<0.005	0.00074 (J)	0.00079 (J)	0.00073 (J)
9/11/2019	0.00066 (J)	0.00064 (J)	0.00051 (J)	0.00044 (J)
4/1/2020	<0.005	<0.005	<0.005	<0.005
9/15/2020	<0.005	<0.005	<0.005	
9/16/2020				<0.005
3/16/2021	<0.005			
3/17/2021		<0.005	<0.005	<0.005
8/19/2021	<0.005	<0.005	<0.005	<0.005
2/22/2022	<0.005			
2/23/2022		<0.005	<0.005	<0.005
8/3/2022	<0.005			<0.005
8/4/2022		<0.005	0.00053 (J)	
2/8/2023	<0.005	<0.005	<0.005	<0.005
8/2/2023	<0.005			<0.005
8/3/2023		<0.005	<0.005	
2/7/2024	<0.005	<0.005	<0.005	0.00095 (J)
8/14/2024	<0.005	<0.005	<0.005	<0.005
2/5/2025	<0.005	<0.005	<0.005	<0.005
8/5/2025	<0.005	<0.005		
8/6/2025			<0.005	<0.005

Time Series

Constituent: Barium (mg/L) Analysis Run 1/6/2026 11:19 AM

Plant McIntosh Client: Southern Company Data: McIntosh LF 4

	GWA-2 (bg)	GWA-3 (bg)	GWA-4A (bg)	GWA-5 (bg)	GWA-13 (bg)
8/25/2004	0.018	0.025	0.0096	0.016	
9/11/2004	0.019	0.015	0.024	0.02	
9/26/2004	0.02	0.017	0.027	0.016	
10/13/2004	0.017	0.017	0.022	0.014	
7/11/2005	0.012	0.012			
7/12/2005			0.029	0.014	
12/7/2005	0.014	0.012			
12/8/2005			0.023	0.014	
6/23/2006	0.018	0.016			
6/24/2006			0.026	0.019	
11/28/2006	0.015	0.017	0.039	0.016	
6/19/2007	0.014	0.1 (o)	0.037	0.018	
7/6/2007	0.014	0.1 (O)		0.018	
12/13/2007	0.014	0.01	0.029		
12/14/2007				0.015	
6/20/2008	0.018	0.026	0.037	0.018	
12/7/2008	0.013	0.097 (O)	0.025	0.016	
7/9/2009	0.019	0.01	0.028	0.019	
12/28/2009	0.012	0.0091			
12/29/2009				0.02	
12/30/2009			0.017		
6/22/2010	0.02	0.011	0.032	0.027	0.0083
1/4/2011	0.02		0.02	0.025	
1/5/2011		0.21 (O)			
7/9/2011	0.028	0.035		0.022	
7/10/2011			0.032		
1/20/2012		0.021			0.051
1/21/2012	0.026		0.026	0.024	
7/11/2012	0.038	0.009	0.023	0.024	
1/19/2013		0.01		0.026	
1/20/2013	0.025		0.011		
7/18/2013		0.014		0.024	
7/19/2013	0.018		0.018		
1/15/2014	0.026	0.016		0.026	
1/16/2014			0.015		
7/10/2014			0.025	0.036	
7/11/2014	0.029	0.016			
1/15/2015		0.014		0.035	
1/16/2015	0.021		0.022		
6/19/2015		0.013		0.066	
6/20/2015	0.031		0.015		
12/7/2015					0.015
12/15/2015					0.015
12/29/2015					0.016
1/13/2016					0.017
1/14/2016			0.016	0.059	
1/16/2016	0.031	0.021			
1/25/2016					0.017
4/19/2016	0.0305	0.0217			
4/20/2016			0.0234	0.0553	0.0144
6/14/2016	0.03	0.024	0.019	0.035	0.015
8/9/2016	0.032	0.023		0.035	0.013

Time Series

Constituent: Barium (mg/L) Analysis Run 1/6/2026 11:19 AM

Plant McIntosh Client: Southern Company Data: McIntosh LF 4

	GWA-2 (bg)	GWA-3 (bg)	GWA-4A (bg)	GWA-5 (bg)	GWA-13 (bg)
8/11/2016			0.024		
9/26/2016	0.031				
9/27/2016		0.016	0.035	0.038	0.015
11/14/2016		0.014	0.034		
11/15/2016	0.033			0.039	0.015
1/10/2017	0.031	0.015	0.021		
1/11/2017				0.037	
1/12/2017					0.012
2/28/2017	0.033	0.017	0.021	0.042	0.016
4/19/2017	0.032	0.013			
4/20/2017			0.019	0.04	0.015
7/17/2017	0.033				
7/18/2017		0.012	0.018	0.04	0.015
1/10/2018	0.034	0.016	0.021	0.048	0.015
7/11/2018	0.035	0.015	0.029	0.044	0.015
1/29/2019	0.034	0.017	0.025	0.05	0.019
3/26/2019			0.023	0.046	0.016
3/27/2019	0.03	0.014			
9/10/2019			0.026	0.044	0.03
9/11/2019	0.034	0.015			
3/31/2020			0.017	0.044	0.015
4/1/2020	0.037	0.014			
9/15/2020	0.036	0.015		0.041	0.014
9/16/2020			0.016		
3/16/2021	0.035	0.015			0.018
3/17/2021			0.014	0.04	
8/17/2021	0.037	0.015			
8/18/2021					0.018
8/19/2021			0.013	0.038	
2/22/2022	0.038	0.015		0.041	0.019
2/23/2022			0.015		
8/2/2022	0.032	0.012		0.043	0.016
8/3/2022			0.032		
2/6/2023					0.016
2/7/2023	0.033	0.012	0.015	0.039	
8/1/2023	0.037		0.016	0.041	0.019
8/2/2023		0.015			
2/6/2024	0.038	0.012	0.019	0.039	0.019
8/13/2024		0.014	0.016	0.036	0.019
8/15/2024	0.036				
2/3/2025			0.022		
2/4/2025	0.045	0.012		0.035	0.023
8/5/2025	0.032		0.012	0.032	0.015
8/6/2025		0.013			

Time Series

Constituent: Barium (mg/L) Analysis Run 1/6/2026 11:19 AM

Plant McIntosh Client: Southern Company Data: McIntosh LF 4

	GWA-14 (bg)	GWA-15 (bg)	GWA-16 (bg)	GWC-17 (bg)	GWC-18 (bg)
1/20/2012				0.013	
1/21/2012					0.021
7/12/2012	0.077				
12/7/2015	0.018	0.027	0.027		
12/8/2015				0.021	0.053
12/14/2015			0.028	0.021	0.049
12/15/2015	0.017	0.028			
12/28/2015		0.026	0.029	0.02	0.048
12/29/2015	0.018				
1/13/2016	0.018	0.026	0.028	0.019	
1/14/2016					0.048
1/25/2016	0.018	0.027	0.027		
1/26/2016				0.019	0.044
4/19/2016					0.0308
4/20/2016	0.0143		0.0259	0.0188	
4/21/2016		0.0262			
6/14/2016	0.012				
6/15/2016		0.024	0.024	0.017	
6/16/2016					0.029
8/9/2016	0.011	0.023	0.023	0.018	
8/11/2016					0.023
9/27/2016	0.01	0.023	0.021	0.016	
9/28/2016					0.024
11/15/2016	0.012	0.023	0.023	0.017	
11/16/2016					0.022
1/11/2017	0.011	0.022	0.021	0.017	0.017
2/28/2017	0.011	0.023			
3/1/2017			0.022	0.017	0.02
4/20/2017	0.011	0.024	0.022	0.016	
4/25/2017					0.02
7/19/2017	0.012	0.025	0.024	0.017	
7/25/2017					0.017
1/11/2018	0.012	0.023	0.022	0.017	
1/12/2018					0.015
7/11/2018	0.012	0.025	0.023	0.017	0.013
1/29/2019	0.013	0.027	0.026	0.02	
1/30/2019					0.02
3/26/2019	0.012	0.028	0.023		
3/27/2019				0.017	0.014
9/10/2019	0.016		0.039		
9/11/2019		0.023		0.021	0.018
4/1/2020	0.013	0.026	0.022	0.019	0.013
9/15/2020	0.012	0.023	0.024	0.018	0.014
3/16/2021	0.013		0.025	0.017	
3/17/2021		0.028			0.013
8/17/2021	0.014		0.024		
8/19/2021		0.022		0.017	0.013
2/22/2022	0.014	0.026	0.026	0.019	
2/23/2022					0.012
8/2/2022	0.014	0.023	0.029	0.017	0.013
2/7/2023	0.014	0.025	0.026		0.012
2/8/2023				0.02	

Time Series

Constituent: Barium (mg/L) Analysis Run 1/6/2026 11:19 AM

Plant McIntosh Client: Southern Company Data: McIntosh LF 4

	GWA-14 (bg)	GWA-15 (bg)	GWA-16 (bg)	GWC-17 (bg)	GWC-18 (bg)
8/1/2023		0.024	0.031		
8/2/2023	0.014			0.017	0.012
2/6/2024	0.016	0.029	0.028	0.02	
2/7/2024					0.014
8/13/2024	0.017	0.026	0.028	0.019	
8/14/2024					0.013
2/4/2025	0.019	0.028	0.026	0.019	
2/5/2025					0.014
8/4/2025	0.014				
8/5/2025		0.025	0.023	0.018	
8/6/2025					0.013

Time Series

Constituent: Barium (mg/L) Analysis Run 1/6/2026 11:19 AM

Plant McIntosh Client: Southern Company Data: McIntosh LF 4

	GWC-1	GWC-10	GWC-11	GWC-12	GWC-19
8/25/2004	0.02	0.036	0.018	0.014	
9/11/2004	0.021	0.036	0.022	0.014	
9/26/2004	0.019	0.035	0.022	0.014	
10/13/2004		0.035	0.017	0.013	
7/11/2005	0.017			0.011	
7/12/2005		0.017	0.015		
12/7/2005	0.018	0.017	0.012	0.012	
6/24/2006	0.018	0.015		0.012	
6/25/2006			0.012		
11/28/2006			0.013	0.011	
11/29/2006	0.026	0.032			
6/20/2007	0.014	0.03		0.014	
6/21/2007			0.012		
7/6/2007	0.014	0.03	0.012	0.014	
12/13/2007	0.013	0.039		0.011	
12/14/2007			0.013		
6/20/2008	0.019	0.038	0.026	0.011	
12/7/2008	0.019	0.034	0.093 (O)	0.01	
7/9/2009	0.029				
7/10/2009		0.032	0.013	0.011	
12/28/2009	0.039			0.011	
12/29/2009		0.03	0.012		
6/22/2010	0.032	0.024	0.014	0.011	
1/4/2011	0.024	0.017		0.013	
1/5/2011			0.011		
7/9/2011	0.034		0.012	0.015	
7/10/2011		0.03			
1/19/2012		0.038			
1/20/2012				0.013	
1/21/2012	0.022	0.022	0.017		
7/11/2012	0.023	0.025	0.015	0.015	
1/19/2013			0.013	0.014	
1/20/2013	0.027	0.029			
7/18/2013				0.013	
7/19/2013	0.037	0.02	0.012		
7/20/2013		0.032			
1/15/2014	0.032		0.012	0.013	
1/16/2014		0.022			
7/10/2014		0.018			
7/11/2014	0.034		0.012	0.016	
1/15/2015				0.012	
1/16/2015	0.032	0.019	0.011		
6/19/2015				0.015	
6/20/2015	0.037	0.021	0.013		
12/8/2015					0.057
12/15/2015					0.052
12/28/2015					0.041
1/14/2016			0.016		0.038
1/16/2016	0.051	0.019		0.013	
1/26/2016					0.034
4/19/2016					0.023
4/20/2016	0.0554		0.0113	0.0114	

Time Series

Constituent: Barium (mg/L) Analysis Run 1/6/2026 11:19 AM

Plant McIntosh Client: Southern Company Data: McIntosh LF 4

	GWC-1	GWC-10	GWC-11	GWC-12	GWC-19
4/21/2016		0.0178			
6/15/2016	0.046		0.013	0.0095 (J)	
6/16/2016		0.022			0.017
8/10/2016	0.042	0.015	0.01	0.0094	0.013
9/27/2016	0.042	0.014	0.01	0.011	
9/28/2016					0.013
11/15/2016	0.042	0.015	0.011	0.0096	0.013
1/12/2017	0.046	0.015	0.01	0.01	
1/16/2017					0.014
3/1/2017	0.048	0.017	0.011	0.011	0.017
4/20/2017	0.046			0.01	
4/24/2017		0.014	0.01		
4/25/2017					0.015
7/19/2017	0.045				
7/20/2017				0.011	
7/24/2017		0.015	0.0089		
7/25/2017					0.012
1/11/2018	0.046	0.013	0.01	0.01	
1/12/2018					0.014
7/11/2018					0.018
7/12/2018	0.045	0.024	0.016	0.011	
1/29/2019					0.016
1/30/2019	0.05	0.023	0.014	0.011	
3/27/2019	0.045	0.019	0.013	0.0099	0.013
9/11/2019	0.038	0.021	0.011	0.01	0.015
4/1/2020	0.041	0.035		0.0097 (J)	0.013
4/2/2020			0.011		
9/15/2020	0.038	0.023	0.015		
9/16/2020				0.011	0.012
3/16/2021	0.039	0.019		0.01	0.0099 (J)
3/17/2021			0.016		
8/18/2021	0.034	0.018	0.011	0.01	
8/19/2021					0.0095 (J)
2/23/2022	0.039	0.018	0.01	0.01	0.01
8/2/2022			0.011		
8/3/2022	0.029	0.017		0.011	0.011
2/7/2023	0.031			0.011	
2/8/2023		0.017	0.011		0.01
8/2/2023	0.03	0.016	0.01	0.014	0.0092 (J)
2/7/2024	0.032	0.017	0.011		0.01
2/8/2024				0.011	
8/14/2024	0.04	0.021	0.011	0.012	0.011
2/4/2025		0.024			0.01
2/5/2025	0.036		0.012	0.011	
8/5/2025					0.0085 (J)
8/6/2025	0.035	0.029	0.011	0.012	

Time Series

Constituent: Barium (mg/L) Analysis Run 1/6/2026 11:19 AM

Plant McIntosh Client: Southern Company Data: McIntosh LF 4

	GWC-20	GWC-21	GWC-23	GWC-9
8/25/2004				0.029
9/11/2004				0.031
9/26/2004				0.03
10/13/2004				0.024
7/12/2005				0.022
12/8/2005				0.032
6/25/2006				0.026
11/29/2006				0.02
6/20/2007				0.018
7/6/2007				0.018
12/13/2007				0.017
6/20/2008				0.018
12/7/2008				0.016
7/9/2009				0.019
12/29/2009				0.02
6/22/2010				0.022
1/5/2011				0.021
7/9/2011				0.021
1/21/2012				0.021
7/11/2012				0.021
1/19/2013				0.024
7/18/2013				0.024
1/15/2014				0.022
7/10/2014				0.023
1/16/2015				0.015
6/20/2015				0.024
12/9/2015	0.039	0.024		
12/14/2015	0.045	0.027		
12/29/2015	0.045	0.027		
1/14/2016	0.034	0.025		0.026
1/25/2016	0.038	0.023		
4/19/2016				0.0274
4/21/2016	0.0325	0.0165		
6/15/2016				0.024
6/16/2016	0.027	0.018	0.057	
8/10/2016	0.025	0.014	0.072	0.031
9/27/2016	0.023	0.018		0.029
9/28/2016			0.076	
11/15/2016	0.022	0.015		0.029
11/16/2016			0.057	
1/12/2017		0.014		
1/13/2017	0.021			0.025
1/17/2017			0.049	
3/1/2017	0.021	0.015		0.03
3/2/2017			0.067	
4/24/2017		0.015		0.024
4/25/2017	0.02		0.049	
7/13/2017			0.04	
7/24/2017				0.026
7/25/2017	0.02	0.015	0.038	
1/11/2018		0.016		
1/12/2018	0.021		0.037	0.027

Time Series

Constituent: Barium (mg/L) Analysis Run 1/6/2026 11:19 AM

Plant McIntosh Client: Southern Company Data: McIntosh LF 4

	GWC-20	GWC-21	GWC-23	GWC-9
7/11/2018	0.021	0.017		
7/12/2018			0.037	0.031
1/29/2019	0.017			
1/30/2019		0.017	0.034	0.032
3/27/2019	0.018	0.016	0.027	0.023
9/11/2019	0.021	0.019	0.023	0.029
4/1/2020	0.016	0.018	0.024	0.021
9/15/2020	0.021	0.021	0.024	
9/16/2020				0.033
3/16/2021	0.016			
3/17/2021		0.019	0.024	0.041
8/19/2021	0.017	0.018	0.019	0.024
2/22/2022	0.018			
2/23/2022		0.02	0.024	0.026
8/3/2022	0.018			0.03
8/4/2022		0.022	0.017	
2/8/2023	0.015	0.019	0.016	0.024
8/2/2023	0.015			0.021
8/3/2023		0.018	0.012	
2/7/2024	0.016	0.02	0.02	0.023
8/14/2024	0.015	0.02	0.027	0.024
2/5/2025	0.015	0.022	0.023	0.03
8/5/2025	0.014	0.022		
8/6/2025			0.022	0.028

Time Series

Constituent: Beryllium (mg/L) Analysis Run 1/6/2026 11:19 AM

Plant McIntosh Client: Southern Company Data: McIntosh LF 4

	GWA-2 (bg)	GWA-3 (bg)	GWA-4A (bg)	GWA-5 (bg)	GWA-13 (bg)
8/25/2004	<0.001	<0.001	<0.001	<0.001	
9/11/2004	<0.001	<0.001	<0.001	<0.001	
9/26/2004	<0.001	<0.001	<0.001	<0.001	
10/13/2004	<0.001	<0.001	<0.001	<0.001	
7/11/2005	<0.001	<0.001			
7/12/2005			<0.001	0.0011	
12/7/2005	<0.001	<0.001			
12/8/2005			<0.001	<0.001	
6/23/2006	<0.001	<0.001			
6/24/2006			<0.001	<0.001	
11/28/2006	<0.001	<0.001	<0.001	<0.001	
6/19/2007	<0.001	<0.001	<0.001	<0.001	
7/6/2007	<0.001	<0.001		<0.001	
12/13/2007	<0.001	<0.001	<0.001		
12/14/2007				<0.001	
6/20/2008	<0.001	<0.001	<0.001	<0.001	
12/7/2008	<0.001	<0.001	<0.001	<0.001	
7/9/2009	<0.001	<0.001	<0.001	<0.001	
12/28/2009	<0.001	<0.001			
12/29/2009				<0.001	
12/30/2009			<0.001		
6/22/2010	<0.001	<0.001	<0.001	<0.001	<0.001
1/4/2011	<0.001		<0.001	<0.001	
1/5/2011		0.0018			
7/9/2011	<0.001	<0.001		<0.001	
7/10/2011			<0.001		
1/20/2012		<0.001			<0.001
1/21/2012	<0.001		<0.001	<0.001	
7/11/2012	<0.001	<0.001	<0.001	<0.001	
1/19/2013		<0.001		<0.001	
1/20/2013	<0.001		<0.001		
7/18/2013		<0.001		<0.001	
7/19/2013	<0.001		<0.001		
1/15/2014	0.00011 (J)	<0.001		<0.001	
1/16/2014			<0.001		
7/10/2014			0.0001 (J)	<0.001	
7/11/2014	0.0001 (J)	<0.001			
1/15/2015		<0.001		<0.001	
1/16/2015	<0.001		<0.001		
6/19/2015		<0.001		0.00013 (J)	
6/20/2015	<0.001		<0.001		
12/7/2015					<0.001
12/15/2015					<0.001
12/29/2015					<0.001
1/13/2016					<0.001
1/14/2016			<0.001	<0.001	
1/16/2016	<0.001	<0.001			
1/25/2016					<0.001
4/19/2016	<0.001	<0.001			
4/20/2016			<0.001	<0.001	<0.001
6/14/2016	6.5E-05 (J)	3.2E-05 (J)	8.7E-05 (J)	5.4E-05 (J)	7.1E-05 (J)
8/9/2016	<0.001	<0.001		<0.001	<0.001

ND substitution: RL or RL/2 if <15% NDs.

Time Series

Constituent: Beryllium (mg/L) Analysis Run 1/6/2026 11:19 AM

Plant McIntosh Client: Southern Company Data: McIntosh LF 4

	GWA-2 (bg)	GWA-3 (bg)	GWA-4A (bg)	GWA-5 (bg)	GWA-13 (bg)
8/11/2016			<0.001		
9/26/2016	<0.001				
9/27/2016		<0.001	<0.001	<0.001	<0.001
11/14/2016		<0.001	<0.001		
11/15/2016	<0.001			<0.001	<0.001
1/10/2017	<0.001	<0.001	<0.001		
1/11/2017				<0.001	
1/12/2017					<0.001
2/28/2017	<0.001	<0.001	<0.001	<0.001	<0.001
4/19/2017	<0.001	<0.001			
4/20/2017			<0.001	<0.001	<0.001
7/17/2017	<0.001				
7/18/2017		<0.001	<0.001	<0.001	<0.001
1/10/2018	<0.001	<0.001	<0.001	<0.001	<0.001
7/11/2018	<0.001	<0.001	<0.001	<0.001	<0.001
1/29/2019	6.3E-05 (J)	<0.001	0.00011 (J)	<0.001	<0.001
3/26/2019			<0.001	<0.001	<0.001
3/27/2019	<0.001	<0.001			
9/10/2019			0.0006 (J)	<0.001	0.0008 (J)
9/11/2019	<0.001	<0.001			
3/31/2020			<0.001	<0.001	<0.001
4/1/2020	<0.001	<0.001			
9/15/2020	0.00024 (J)	<0.001		<0.001	<0.001
9/16/2020			<0.001		
3/16/2021	<0.001	<0.001			0.0002 (J)
3/17/2021			<0.001	<0.001	
8/17/2021	0.00018 (J)	<0.001			
8/18/2021					<0.001
8/19/2021			<0.001	<0.001	
2/22/2022	<0.001	<0.001		<0.001	<0.001
2/23/2022			<0.001		
8/2/2022	<0.001	<0.001		<0.001	<0.001
8/3/2022			<0.001		
2/6/2023					<0.001
2/7/2023	<0.001	<0.001	<0.001	<0.001	
8/1/2023	<0.001		<0.001	<0.001	<0.001
8/2/2023		<0.001			
2/6/2024	<0.001	<0.001	<0.001	<0.001	<0.001
8/13/2024		<0.001	<0.001	<0.001	<0.001
8/15/2024	<0.001				
2/3/2025			<0.001		
2/4/2025	<0.001	<0.001		<0.001	<0.001
8/5/2025	<0.001		<0.001	<0.001	<0.001
8/6/2025		<0.001			

ND substitution: RL or RL/2 if <15% NDs.

Time Series

Constituent: Beryllium (mg/L) Analysis Run 1/6/2026 11:19 AM

Plant McIntosh Client: Southern Company Data: McIntosh LF 4

	GWA-14 (bg)	GWA-15 (bg)	GWA-16 (bg)	GWC-17 (bg)	GWC-18 (bg)
1/20/2012				<0.001	
1/21/2012					<0.001
7/12/2012	<0.001				
12/7/2015	<0.001	<0.001	<0.001		
12/8/2015				0.00046 (J)	<0.001
12/14/2015			<0.001	0.00052 (J)	<0.001
12/15/2015	<0.001	<0.001			
12/28/2015		<0.001	<0.001	0.00057 (J)	<0.001
12/29/2015	<0.001				
1/13/2016	<0.001	<0.001	<0.001	0.00056 (J)	
1/14/2016					<0.001
1/25/2016	<0.001	<0.001	<0.001		
1/26/2016				0.00057 (J)	<0.001
4/19/2016					<0.001
4/20/2016	<0.001		<0.001	<0.003 (O)	
4/21/2016		<0.001			
6/14/2016	4.4E-05 (J)				
6/15/2016		3.8E-05 (J)	0.00011 (J)	0.00056 (J)	
6/16/2016					<0.001
8/9/2016	<0.001	<0.001	<0.001	0.00054 (J)	
8/11/2016					<0.001
9/27/2016	<0.001	<0.001	<0.001	0.00056 (J)	
9/28/2016					<0.001
11/15/2016	<0.001	<0.001	<0.001	0.00047 (J)	
11/16/2016					<0.001
1/11/2017	<0.001	<0.001	<0.001	0.00066 (J)	<0.001
2/28/2017	<0.001	<0.001			
3/1/2017			<0.001	0.00066 (J)	<0.001
4/20/2017	<0.001	<0.001	<0.001	0.00055 (J)	
4/25/2017					<0.001
7/19/2017	<0.001	<0.001	<0.001	0.00061 (J)	
7/25/2017					<0.001
1/11/2018	<0.001	<0.001	<0.001	0.00064 (J)	
1/12/2018					<0.001
7/11/2018	<0.001	<0.001	<0.001	0.00065 (J)	<0.001
1/29/2019	<0.001	<0.001	<0.001	0.00062 (J)	
1/30/2019					8.3E-05 (J)
3/26/2019	<0.001	<0.001	<0.001		
3/27/2019				0.00062 (J)	<0.001
9/10/2019	0.00025 (J)		0.00036 (J)		
9/11/2019		<0.001		0.001	0.00026 (J)
4/1/2020	<0.001	<0.001	<0.001	0.00058 (J)	<0.001
9/15/2020	<0.001	<0.001	<0.001	0.00063 (J)	<0.001
3/16/2021	<0.001		<0.001	0.00062 (J)	
3/17/2021		<0.001			<0.001
8/17/2021	<0.001		<0.001		
8/19/2021		<0.001		0.00057 (J)	<0.001
2/22/2022	<0.001	<0.001	<0.001	0.00078 (J)	
2/23/2022					<0.001
8/2/2022	<0.001	<0.001	<0.001	0.00057 (J)	<0.001
2/7/2023	<0.001	<0.001	<0.001		<0.001
2/8/2023				0.00071 (J)	

ND substitution: RL or RL/2 if <15% NDs.

Time Series

Constituent: Beryllium (mg/L) Analysis Run 1/6/2026 11:19 AM

Plant McIntosh Client: Southern Company Data: McIntosh LF 4

	GWA-14 (bg)	GWA-15 (bg)	GWA-16 (bg)	GWC-17 (bg)	GWC-18 (bg)
8/1/2023		<0.001	<0.001		
8/2/2023	<0.001			0.00057 (J)	<0.001
2/6/2024	<0.001	<0.001	<0.001	0.0007 (J)	
2/7/2024					<0.001
8/13/2024	<0.001	<0.001	<0.001	0.0006 (J)	
8/14/2024					<0.001
2/4/2025	<0.001	<0.001	<0.001	0.00073 (J)	
2/5/2025					<0.001
8/4/2025	<0.001				
8/5/2025		<0.001	<0.001	<0.001	
8/6/2025					<0.001

ND substitution: RL or RL/2 if <15% NDs.

Time Series

Constituent: Beryllium (mg/L) Analysis Run 1/6/2026 11:19 AM

Plant McIntosh Client: Southern Company Data: McIntosh LF 4

	GWC-1	GWC-10	GWC-11	GWC-12	GWC-19
8/25/2004	<0.001	<0.001	<0.001	<0.001	
9/11/2004	<0.001	<0.001	<0.001	<0.001	
9/26/2004	<0.001	<0.001	<0.001	<0.001	
10/13/2004		<0.001	<0.001	<0.001	
7/11/2005	<0.001			<0.001	
7/12/2005		<0.001	<0.001		
12/7/2005	<0.001	<0.001	<0.001	<0.001	
6/24/2006	<0.001	<0.001		<0.001	
6/25/2006			<0.001		
11/28/2006			<0.001	<0.001	
11/29/2006	<0.001	<0.001			
6/20/2007	<0.001	<0.001		<0.001	
6/21/2007			<0.001		
7/6/2007	<0.001	<0.001	<0.001	<0.001	
12/13/2007	<0.001	<0.001		<0.001	
12/14/2007			<0.001		
6/20/2008	<0.001	<0.001	<0.001	<0.001	
12/7/2008	<0.001	<0.001	<0.001	<0.001	
7/9/2009	<0.001				
7/10/2009		<0.001	<0.001	<0.001	
12/28/2009	<0.001			<0.001	
12/29/2009		<0.001	<0.001		
6/22/2010	<0.001	<0.001	<0.001	<0.001	
1/4/2011	<0.001	<0.001		<0.001	
1/5/2011			<0.001		
7/9/2011	<0.001		<0.001	<0.001	
7/10/2011		<0.001			
1/19/2012		<0.001			
1/20/2012				<0.001	
1/21/2012	<0.001	<0.001	<0.001		
7/11/2012	<0.001	<0.001	<0.001	<0.001	
1/19/2013			<0.001	<0.001	
1/20/2013	<0.001	<0.001			
7/18/2013				<0.001	
7/19/2013	<0.001	<0.001	<0.001		
7/20/2013		<0.001			
1/15/2014	0.00016 (J)		<0.001	0.00017 (J)	
1/16/2014		<0.001			
7/10/2014		<0.001			
7/11/2014	0.00018 (J)		<0.001	0.00024 (J)	
1/15/2015				0.00015 (J)	
1/16/2015	0.00016 (J)	<0.001	<0.001		
6/19/2015				0.00016 (J)	
6/20/2015	0.00017 (J)	0.00013 (J)	<0.001		
12/8/2015					0.00018 (J)
12/15/2015					0.00014 (J)
12/28/2015					9E-05 (J)
1/14/2016			<0.001		0.0001 (J)
1/16/2016	8E-05 (J)	<0.001		0.00014 (J)	
1/26/2016					0.00011 (J)
4/19/2016					<0.001
4/20/2016	<0.001		<0.001	<0.001	

ND substitution: RL or RL/2 if <15% NDs.

Time Series

Constituent: Beryllium (mg/L) Analysis Run 1/6/2026 11:19 AM

Plant McIntosh Client: Southern Company Data: McIntosh LF 4

	GWC-1	GWC-10	GWC-11	GWC-12	GWC-19
4/21/2016		<0.001			
6/15/2016	0.00012 (J)		<0.001	0.00014 (J)	
6/16/2016		8.5E-05 (J)			0.00011 (J)
8/10/2016	<0.001	<0.001	<0.001	<0.001	<0.001
9/27/2016	<0.001	<0.001	<0.001	<0.001	
9/28/2016					<0.001
11/15/2016	<0.001	<0.001	<0.001	<0.001	<0.001
1/12/2017	<0.001	<0.001	<0.001	<0.001	
1/16/2017					<0.001
3/1/2017	<0.001	<0.001	<0.001	<0.001	<0.001
4/20/2017	<0.001			<0.001	
4/24/2017		<0.001	<0.001		
4/25/2017					<0.001
7/19/2017	<0.001				
7/20/2017				<0.001	
7/24/2017		<0.001	<0.001		
7/25/2017					<0.001
1/11/2018	<0.001	<0.001	<0.001	<0.001	
1/12/2018					<0.001
7/11/2018					<0.001
7/12/2018	<0.001	<0.001	<0.001	<0.001	
1/29/2019					0.00023 (J)
1/30/2019	0.00018 (J)	<0.001	<0.001	0.00018 (J)	
3/27/2019	<0.001	<0.001	<0.001	<0.001	<0.001
9/11/2019	0.00021 (J)	<0.001	<0.001	0.00022 (J)	0.00058 (J)
4/1/2020	<0.001	<0.001		<0.001	<0.001
4/2/2020			0.00023 (J)		
9/15/2020	<0.001	<0.001	<0.001		
9/16/2020				<0.001	0.00022 (J)
3/16/2021	0.00022 (J)	0.00033 (J)		0.00037 (J)	0.00024 (J)
3/17/2021			0.00048 (J)		
8/18/2021	0.00018 (J)	<0.001	<0.001	<0.001	
8/19/2021					<0.001
2/23/2022	<0.001	<0.001	<0.001	<0.001	0.00031 (J)
8/2/2022			<0.001		
8/3/2022	<0.001	<0.001		0.00027 (J)	<0.001
2/7/2023	<0.001			<0.001	
2/8/2023		<0.001	<0.001		0.00022 (J)
8/2/2023	<0.001	<0.001	<0.001	<0.001	0.0002 (J)
2/7/2024	<0.001	<0.001	<0.001		<0.001
2/8/2024				0.00022 (J)	
8/14/2024	0.0002 (J)	<0.001	<0.001	<0.001	0.00026 (J)
2/4/2025		<0.001			0.00047 (J)
2/5/2025	0.00034 (J)		<0.001	<0.001	
8/5/2025					<0.001
8/6/2025	<0.001	<0.001	<0.001	<0.001	

ND substitution: RL or RL/2 if <15% NDs.

Time Series

Constituent: Beryllium (mg/L) Analysis Run 1/6/2026 11:19 AM

Plant McIntosh Client: Southern Company Data: McIntosh LF 4

	GWC-20	GWC-21	GWC-23	GWC-9
8/25/2004				<0.0025
9/11/2004				<0.0025
9/26/2004				<0.0025
10/13/2004				<0.0025
7/12/2005				<0.0025
12/8/2005				<0.0025
6/25/2006				<0.0025
11/29/2006				<0.0025
6/20/2007				<0.0025
7/6/2007				<0.0025
12/13/2007				<0.0025
6/20/2008				<0.0025
12/7/2008				<0.0025
7/9/2009				<0.0025
12/29/2009				<0.0025
6/22/2010				<0.0025
1/5/2011				<0.0025
7/9/2011				<0.0025
1/21/2012				<0.0025
7/11/2012				<0.0025
1/19/2013				<0.0025
7/18/2013				<0.0025
1/15/2014				<0.0025
7/10/2014				0.0001 (J)
1/16/2015				<0.0025
6/20/2015				<0.0025
12/9/2015	0.00026 (J)	<0.001		
12/14/2015	0.00032 (J)	<0.001		
12/29/2015	0.00043 (J)	<0.001		
1/14/2016	0.00032 (J)	<0.001		<0.0025
1/25/2016	0.00038 (J)	<0.001		
4/19/2016				<0.0025
4/21/2016	<0.001	<0.001		
6/15/2016				7.7E-05 (J)
6/16/2016	0.00032 (J)	<0.001	<0.0025	
8/10/2016	<0.001	<0.001	<0.0025	<0.0025
9/27/2016	<0.001	0.00064 (J)		<0.0025
9/28/2016			<0.0025	
11/15/2016	<0.001	<0.001		<0.0025
11/16/2016			<0.0025	
1/12/2017		<0.001		
1/13/2017	<0.001			<0.0025
1/17/2017			<0.0025	
3/1/2017	<0.001	<0.001		<0.0025
3/2/2017			<0.0025	
4/24/2017		<0.001		<0.0025
4/25/2017	<0.001		<0.0025	
7/13/2017			<0.0025	
7/24/2017				<0.0025
7/25/2017	<0.001	<0.001	<0.0025	
1/11/2018		<0.001		
1/12/2018	<0.001		<0.0025	<0.0025

ND substitution: RL or RL/2 if <15% NDs.

Time Series

Constituent: Beryllium (mg/L) Analysis Run 1/6/2026 11:19 AM

Plant McIntosh Client: Southern Company Data: McIntosh LF 4

	GWC-20	GWC-21	GWC-23	GWC-9
7/11/2018	<0.001	<0.001		
7/12/2018			<0.0025	<0.0025
1/29/2019	0.00016 (J)			
1/30/2019		0.00016 (J)	0.00015 (J)	0.00016 (J)
3/27/2019	<0.001	<0.001	<0.0025	<0.0025
9/11/2019	0.00052 (J)	0.00054 (J)	0.00026 (J)	0.00021 (J)
4/1/2020	<0.001	<0.001	<0.0025	<0.0025
9/15/2020	0.00025 (J)	<0.001	<0.0025	
9/16/2020				<0.0025
3/16/2021	0.00022 (J)			
3/17/2021		<0.001	0.00018 (J)	0.00024 (J)
8/19/2021	<0.001	<0.001	<0.0025	<0.0025
2/22/2022	<0.001			
2/23/2022		<0.001	<0.0025	<0.0025
8/3/2022	0.00031 (J)			<0.0025
8/4/2022		<0.001	<0.0025	
2/8/2023	<0.001	<0.001	<0.0025	<0.0025
8/2/2023	<0.001			<0.0025
8/3/2023		<0.001	<0.0025	
2/7/2024	<0.001	<0.001	<0.0025	<0.0025
8/14/2024	0.0002 (J)	<0.001	<0.0025	<0.0025
2/5/2025	0.00023 (J)	<0.001	<0.0025	<0.0025
8/5/2025	<0.001	<0.001		
8/6/2025			0.00026 (J)	0.00031 (J)

ND substitution: RL or RL/2 if <15% NDs.

Time Series

Constituent: Boron (mg/L) Analysis Run 1/6/2026 11:19 AM

Plant McIntosh Client: Southern Company Data: McIntosh LF 4

	GWA-2 (bg)	GWA-3 (bg)	GWA-4A (bg)	GWA-5 (bg)	GWA-13 (bg)
4/19/2016	<0.08	<0.08			
4/20/2016			<0.08	<0.08	<0.08
6/14/2016	0.012 (J)	0.0077 (J)	0.01 (J)	0.011 (J)	0.0086 (J)
8/9/2016	<0.08	<0.08		<0.08	<0.08
8/11/2016			<0.08		
9/26/2016	<0.08				
9/27/2016		<0.08	<0.08	<0.08	<0.08
11/14/2016		<0.08	<0.08		
11/15/2016	<0.08			<0.08	<0.08
1/10/2017	<0.08	<0.08	<0.08		
1/11/2017				<0.08	
1/12/2017					<0.08
2/28/2017	0.022 (J)	<0.08	<0.08	<0.08	<0.08
4/19/2017	<0.08	<0.08			
4/20/2017			<0.08	<0.08	<0.08
10/10/2017	<0.08		<0.08		
10/11/2017		<0.08		<0.08	<0.08
1/10/2018	<0.08	<0.08	<0.08	<0.08	<0.08
7/11/2018	<0.08	<0.08	<0.08	<0.08	<0.08
1/29/2019	<0.08	<0.08	<0.08	<0.08	<0.08
3/26/2019			<0.08	<0.08	<0.08
3/27/2019	<0.08	<0.08			
9/10/2019			0.052 (J)	<0.08	0.061 (J)
9/11/2019	<0.08	<0.08			
3/31/2020			<0.08	<0.08	<0.08
4/1/2020	0.042 (J)	<0.08			
9/15/2020	<0.08	0.061 (J)		0.047 (J)	<0.08
9/16/2020			0.056 (J)		
3/16/2021	<0.08	<0.08			<0.08
3/17/2021			<0.08	<0.08	
8/17/2021	0.069 (J)	<0.08			
8/18/2021					0.044 (J)
8/19/2021			<0.08	<0.08	
2/22/2022	0.11	0.065 (J)		<0.08	<0.08
2/23/2022			0.096		
8/2/2022	<0.08	<0.08		<0.08	<0.08
8/3/2022			<0.08		
2/6/2023					<0.08
2/7/2023	<0.08	<0.08	0.022 (J)	0.024 (J)	
8/1/2023	0.024 (J)		0.026 (J)	0.047 (J)	0.035 (J)
8/2/2023		0.025 (J)			
2/6/2024	<0.08	0.023 (J)	<0.08	<0.08	<0.08
8/13/2024		<0.08	0.024 (J)	<0.08	<0.08
8/15/2024	0.026 (J)				
2/3/2025			0.023 (J)		
2/4/2025	<0.08	0.026 (J)		<0.08	<0.08
8/5/2025	<0.08		<0.08	<0.08	<0.08
8/6/2025		<0.08			

ND substitution: RL or RL/2 if <15% NDs.

Time Series

Constituent: Boron (mg/L) Analysis Run 1/6/2026 11:19 AM

Plant McIntosh Client: Southern Company Data: McIntosh LF 4

	GWA-14 (bg)	GWA-15 (bg)	GWA-16 (bg)	GWC-17 (bg)	GWC-18 (bg)
4/19/2016					<0.08
4/20/2016	<0.08		<0.08	<0.08	
4/21/2016		<0.08			
6/14/2016	0.0098 (J)				
6/15/2016		0.0095 (J)	0.0085 (J)	0.0095 (J)	
6/16/2016					0.011 (J)
8/9/2016	<0.08	<0.08	<0.08	<0.08	
8/11/2016					<0.08
9/27/2016	<0.08	<0.08	<0.08	<0.08	
9/28/2016					<0.08
11/15/2016	<0.08	<0.08	<0.08	<0.08	
11/16/2016					<0.08
1/11/2017	<0.08	<0.08	<0.08	<0.08	<0.08
2/28/2017	<0.08	<0.08			
3/1/2017			<0.08	<0.08	<0.08
4/20/2017	<0.08	<0.08	<0.08	<0.08	
4/25/2017					<0.08
10/11/2017	<0.08	<0.08	<0.08	<0.08	
10/12/2017					<0.08
1/11/2018	<0.08	<0.08	<0.08	<0.08	
1/12/2018					<0.08
7/11/2018	<0.08	<0.08	<0.08	<0.08	<0.08
1/29/2019	<0.08	<0.08	<0.08	<0.08	
1/30/2019					<0.08
3/26/2019	<0.08	<0.08	<0.08		
3/27/2019				<0.08	<0.08
9/10/2019	<0.08		<0.08		
9/11/2019		<0.08		<0.08	<0.08
4/1/2020	<0.08	<0.08	<0.08	<0.08	<0.08
9/15/2020	<0.08	<0.08	<0.08	<0.08	<0.08
3/16/2021	<0.08		<0.08	<0.08	
3/17/2021		<0.08			<0.08
8/17/2021	0.1		0.061 (J)		
8/19/2021		<0.08		<0.08	<0.08
2/22/2022	<0.08	<0.08	<0.08	<0.08	
2/23/2022					<0.08
8/2/2022	<0.08	<0.08	<0.08	<0.08	<0.08
2/7/2023	<0.08	<0.08	<0.08		<0.08
2/8/2023				<0.08	
8/1/2023		<0.08	<0.08		
8/2/2023	0.038 (J)			<0.08	<0.08
2/6/2024	<0.08	<0.08	<0.08	<0.08	
2/7/2024					<0.08
8/13/2024	<0.08	<0.08	<0.08	<0.08	
8/14/2024					0.022 (J)
2/4/2025	<0.08	<0.08	<0.08	<0.08	
2/5/2025					0.026 (J)
8/4/2025	<0.08				
8/5/2025		<0.08	<0.08	<0.08	
8/6/2025					<0.08

ND substitution: RL or RL/2 if <15% NDs.

Time Series

Constituent: Boron (mg/L) Analysis Run 1/6/2026 11:19 AM

Plant McIntosh Client: Southern Company Data: McIntosh LF 4

	GWC-1	GWC-10	GWC-11	GWC-12	GWC-19
4/19/2016					<0.08
4/20/2016	<0.08		<0.08	<0.08	
4/21/2016		<0.08			
6/15/2016	0.017 (J)		0.011 (J)	0.01 (J)	
6/16/2016		0.017 (J)			0.0069 (J)
8/10/2016	<0.08	<0.08	<0.08	<0.08	<0.08
9/27/2016	<0.08	<0.08	<0.08	<0.08	
9/28/2016					<0.08
11/15/2016	<0.08	0.021 (J)	<0.08	<0.08	<0.08
1/12/2017	<0.08	0.041 (J)	<0.08	<0.08	
1/16/2017					<0.08
3/1/2017	<0.08	0.052	<0.08	<0.08	<0.08
4/20/2017	<0.08			<0.08	
4/24/2017		0.064	<0.08		
4/25/2017					<0.08
10/11/2017	<0.08		<0.08		
10/12/2017		0.06		<0.08	<0.08
12/12/2017		0.086			
1/11/2018	<0.08	0.06	<0.08	<0.08	
1/12/2018					<0.08
7/11/2018					<0.08
7/12/2018	<0.08	0.054	<0.08	<0.08	
1/29/2019					<0.08
1/30/2019	<0.08	0.055	<0.08	<0.08	
3/27/2019	<0.08	0.05	<0.08	<0.08	<0.08
9/11/2019	<0.08	0.067 (J)	<0.08	<0.08	<0.08
4/1/2020	<0.08	0.068 (J)		<0.08	<0.08
4/2/2020			0.066 (J)		
9/15/2020	<0.08	0.062 (J)	<0.08		
9/16/2020				<0.08	0.046 (J)
3/16/2021	<0.08	0.045 (J)		<0.08	<0.08
3/17/2021			<0.08		
8/18/2021	0.046 (J)	0.069 (J)	<0.08	<0.08	
8/19/2021					<0.08
2/23/2022	<0.08	0.069 (J)	<0.08	<0.08	<0.08
8/2/2022			<0.08		
8/3/2022	0.064 (J)	<0.08		<0.08	<0.08
2/7/2023	<0.08			<0.08	
2/8/2023		0.043 (J)	0.022 (J)		0.024 (J)
8/2/2023	<0.08	0.034 (J)	<0.08	<0.08	<0.08
2/7/2024	<0.08	0.034 (J)	<0.08		<0.08
2/8/2024				<0.08	
8/14/2024	0.025 (J)	0.035 (J)	<0.08	<0.08	<0.08
2/4/2025		0.036 (J)			<0.08
2/5/2025	0.022 (J)		<0.08	<0.08	
8/5/2025					<0.08
8/6/2025	<0.08	0.026 (J)	<0.08	<0.08	

ND substitution: RL or RL/2 if <15% NDs.

Time Series

Constituent: Boron (mg/L) Analysis Run 1/6/2026 11:19 AM

Plant McIntosh Client: Southern Company Data: McIntosh LF 4

	GWC-20	GWC-21	GWC-23	GWC-9
4/19/2016				<0.08
4/21/2016	<0.08	<0.08		
6/15/2016				0.018 (J)
6/16/2016	0.012 (J)	0.012 (J)	0.017 (J)	
8/10/2016	<0.08	<0.08	<0.08	<0.08
9/27/2016	<0.08	<0.08		<0.08
9/28/2016			<0.08	
11/15/2016	<0.08	<0.08		<0.08
11/16/2016			<0.08	
1/12/2017		<0.08		
1/13/2017	<0.08			<0.08
1/17/2017			<0.08	
3/1/2017	<0.08	<0.08		<0.08
3/2/2017			<0.08	
4/24/2017		<0.08		<0.08
4/25/2017	<0.08		<0.08	
7/13/2017			<0.08	
10/12/2017	<0.08	<0.08	<0.08	<0.08
1/11/2018		<0.08		
1/12/2018	<0.08		<0.08	<0.08
7/11/2018	<0.08	<0.08		
7/12/2018			<0.08	<0.08
1/29/2019	<0.08			
1/30/2019		<0.08	<0.08	<0.08
3/27/2019	<0.08	<0.08	<0.08	<0.08
9/11/2019	0.042 (J)	0.055 (J)	0.04 (J)	<0.08
4/1/2020	<0.08	<0.08	<0.08	<0.08
9/15/2020	<0.08	<0.08	<0.08	
9/16/2020				0.042 (J)
3/16/2021	<0.08			
3/17/2021		<0.08	<0.08	<0.08
8/19/2021	<0.08	<0.08	<0.08	<0.08
2/22/2022	<0.08			
2/23/2022		<0.08	<0.08	<0.08
8/3/2022	<0.08			<0.08
8/4/2022		<0.08	<0.08	
2/8/2023	<0.08	0.027 (J)	<0.08	0.026 (J)
8/2/2023	<0.08			0.026 (J)
8/3/2023		0.022 (J)	<0.08	
2/7/2024	<0.08	0.024 (J)	<0.08	0.029 (J)
8/14/2024	<0.08	0.026 (J)	0.022 (J)	0.043 (J)
2/5/2025	0.034 (J)	0.024 (J)	0.023 (J)	0.069 (J)
8/5/2025	<0.08	<0.08		
8/6/2025			<0.08	0.028 (J)

ND substitution: RL or RL/2 if <15% NDs.

Time Series

Constituent: Cadmium (mg/L) Analysis Run 1/6/2026 11:19 AM

Plant McIntosh Client: Southern Company Data: McIntosh LF 4

	GWA-2 (bg)	GWA-3 (bg)	GWA-4A (bg)	GWA-5 (bg)	GWA-13 (bg)
8/25/2004	<0.0007	<0.0007	<0.0007	<0.0007	
9/11/2004	<0.0007	<0.0007	<0.0007	<0.0007	
9/26/2004	<0.0007	<0.0007	<0.0007	<0.0007	
10/13/2004	<0.0007	<0.0007	<0.0007	<0.0007	
7/11/2005	<0.0007	<0.0007			
7/12/2005			<0.0007	<0.0007	
12/7/2005	<0.0007	<0.0007			
12/8/2005			<0.0007	<0.0007	
6/23/2006	<0.0007	<0.0007			
6/24/2006			<0.0007	<0.0007	
11/28/2006	<0.0007	<0.0007	<0.0007	<0.0007	
6/19/2007	<0.0007	<0.0007	<0.0007	<0.0007	
7/6/2007	<0.0007	<0.0007		<0.0007	
12/13/2007	<0.0007	<0.0007	<0.0007		
12/14/2007				<0.0007	
6/20/2008	<0.0007	<0.0007	<0.0007	<0.0007	
12/7/2008	<0.0007	<0.0007	<0.0007	<0.0007	
7/9/2009	<0.0007	<0.0007	<0.0007	<0.0007	
12/28/2009	<0.0007	<0.0007			
12/29/2009				<0.0007	
12/30/2009			<0.0007		
6/22/2010	<0.0007	<0.0007	<0.0007	<0.0007	<0.0007
1/4/2011	<0.0007		<0.0007	<0.0007	
1/5/2011		<0.0007			
7/9/2011	<0.0007	<0.0007		<0.0007	
7/10/2011			<0.0007		
1/20/2012		<0.0007			
1/21/2012	<0.0007		<0.0007	<0.0007	
7/11/2012	<0.0007	<0.0007	<0.0007	<0.0007	
1/19/2013		<0.0007		<0.0007	
1/20/2013	<0.0007		<0.0007		
7/18/2013		<0.0007		<0.0007	
7/19/2013	<0.0007		<0.0007		
1/15/2014	<0.0007	<0.0007		<0.0007	
1/16/2014			<0.0007		
7/10/2014			<0.0007	<0.0007	
7/11/2014	<0.0007	<0.0007			
1/15/2015		<0.0007		<0.0007	
1/16/2015	<0.0007		<0.0007		
6/19/2015		<0.0007		<0.0007	
6/20/2015	<0.0007		<0.0007		
12/7/2015					<0.0007
12/15/2015					<0.0007
12/29/2015					<0.0007
1/13/2016					<0.0007
1/14/2016			<0.0007	<0.0007	
1/16/2016	<0.0007	<0.0007			
1/25/2016					<0.0007
4/19/2016	<0.0007	<0.0007			
4/20/2016			0.000111 (J)	<0.0007	<0.0007
6/14/2016	<0.0007	<0.0007	0.00013 (J)	<0.0007	<0.0007
8/9/2016	<0.0007	<0.0007		<0.0007	<0.0007

ND substitution: RL or RL/2 if <15% NDs.

Time Series

Constituent: Cadmium (mg/L) Analysis Run 1/6/2026 11:19 AM

Plant McIntosh Client: Southern Company Data: McIntosh LF 4

	GWA-2 (bg)	GWA-3 (bg)	GWA-4A (bg)	GWA-5 (bg)	GWA-13 (bg)
8/11/2016			<0.0007		
9/26/2016	<0.0007				
9/27/2016		<0.0007	<0.0007	<0.0007	<0.0007
11/14/2016		<0.0007	<0.0007		
11/15/2016	<0.0007			<0.0007	<0.0007
1/10/2017	<0.0007	<0.0007	<0.0007		
1/11/2017				<0.0007	
1/12/2017					<0.0007
2/28/2017	<0.0007	<0.0007	<0.0007	<0.0007	<0.0007
4/19/2017	<0.0007	<0.0007			
4/20/2017			<0.0007	<0.0007	<0.0007
7/17/2017	<0.0007				
7/18/2017		<0.0007	<0.0007	<0.0007	<0.0007
1/10/2018	<0.0007	<0.0007	<0.0007	<0.0007	<0.0007
7/11/2018	<0.0007	<0.0007	<0.0007	<0.0007	<0.0007
1/29/2019	<0.0007	<0.0007	<0.0007	<0.0007	<0.0007
3/26/2019			<0.0007	<0.0007	<0.0007
3/27/2019	<0.0007	<0.0007			
9/10/2019			0.00019 (J)	<0.0007	0.00035 (J)
9/11/2019	<0.0007	<0.0007			
3/31/2020			<0.0007	<0.0007	<0.0007
4/1/2020	<0.0007	<0.0007			
9/15/2020	<0.0007	<0.0007		<0.0007	<0.0007
9/16/2020			<0.0007		
3/16/2021	<0.0007	<0.0007			<0.0007
3/17/2021			<0.0007	<0.0007	
8/17/2021	<0.0007	<0.0007			
8/18/2021					<0.0007
8/19/2021			<0.0007	<0.0007	
2/22/2022	<0.0007	<0.0007		<0.0007	<0.0007
2/23/2022			0.00024 (J)		
8/2/2022	<0.0007	<0.0007		<0.0007	<0.0007
8/3/2022			<0.0007		
2/6/2023					<0.0007
2/7/2023	<0.0007	<0.0007	<0.0007	<0.0007	
8/1/2023	<0.0007		<0.0007	<0.0007	<0.0007
8/2/2023		<0.0007			
2/6/2024	<0.0007	<0.0007	<0.0007	<0.0007	<0.0007
8/13/2024		<0.0007	<0.0007	<0.0007	<0.0007
8/15/2024	<0.0007				
2/3/2025			<0.0007		
2/4/2025	<0.0007	<0.0007		<0.0007	<0.0007
8/5/2025	<0.0007		<0.0007	<0.0007	<0.0007
8/6/2025		<0.0007			

ND substitution: RL or RL/2 if <15% NDs.

Time Series

Constituent: Cadmium (mg/L) Analysis Run 1/6/2026 11:19 AM

Plant McIntosh Client: Southern Company Data: McIntosh LF 4

	GWA-14 (bg)	GWA-15 (bg)	GWA-16 (bg)	GWC-17 (bg)	GWC-18 (bg)
1/20/2012				<0.0013	
1/21/2012					<0.0007
12/7/2015	<0.0007	<0.0007	<0.0007		
12/8/2015				0.00049 (J)	<0.0007
12/14/2015			<0.0007	0.00053 (J)	<0.0007
12/15/2015	<0.0007	<0.0007			
12/28/2015		<0.0007	<0.0007	0.00061 (J)	<0.0007
12/29/2015	<0.0007				
1/13/2016	<0.0007	<0.0007	<0.0007	0.00063 (J)	
1/14/2016					<0.0007
1/25/2016	<0.0007	<0.0007	<0.0007		
1/26/2016				0.00072 (J)	<0.0007
4/19/2016					<0.0007
4/20/2016	<0.0007		<0.0007	0.000633 (J)	
4/21/2016		<0.0007			
6/14/2016	6.2E-05 (J)				
6/15/2016		<0.0007	<0.0007	0.00055 (J)	
6/16/2016					8.5E-05 (J)
8/9/2016	<0.0007	<0.0007	<0.0007	0.00046 (J)	
8/11/2016					<0.0007
9/27/2016	<0.0007	<0.0007	<0.0007	0.00071 (J)	
9/28/2016					<0.0007
11/15/2016	<0.0007	<0.0007	<0.0007	0.00056 (J)	
11/16/2016					<0.0007
1/11/2017	<0.0007	<0.0007	<0.0007	0.0007 (J)	<0.0007
2/28/2017	<0.0007	<0.0007			
3/1/2017			<0.0007	0.00063 (J)	<0.0007
4/20/2017	<0.0007	<0.0007	<0.0007	0.00055 (J)	
4/25/2017					<0.0007
7/19/2017	<0.0007	<0.0007	<0.0007	0.00072 (J)	
7/25/2017					<0.0007
1/11/2018	<0.0007	<0.0007	<0.0007	0.00062 (J)	
1/12/2018					<0.0007
7/11/2018	<0.0007	<0.0007	<0.0007	0.0004 (J)	<0.0007
1/29/2019	<0.0007	<0.0007	<0.0007	0.00062 (J)	
1/30/2019					<0.0007
3/26/2019	<0.0007	<0.0007	<0.0007		
3/27/2019				0.00041 (J)	<0.0007
9/10/2019	<0.0007		0.00015 (J)		
9/11/2019		<0.0007		0.00064 (J)	<0.0007
4/1/2020	<0.0007	<0.0007	<0.0007	0.00048 (J)	<0.0007
9/15/2020	<0.0007	<0.0007	<0.0007	0.00046 (J)	<0.0007
3/16/2021	<0.0007		<0.0007	0.00057 (J)	
3/17/2021		<0.0007			<0.0007
8/17/2021	0.00036 (J)		<0.0007		
8/19/2021		<0.0007		0.00057 (J)	<0.0007
2/22/2022	<0.0007	<0.0007	<0.0007	0.00064 (J)	
2/23/2022					<0.0007
8/2/2022	<0.0007	<0.0007	<0.0007	0.00057 (J)	<0.0007
2/7/2023	<0.0007	<0.0007	<0.0007		<0.0007
2/8/2023				0.00058 (J)	
8/1/2023		<0.0007	<0.0007		

ND substitution: RL or RL/2 if <15% NDs.

Time Series

Constituent: Cadmium (mg/L) Analysis Run 1/6/2026 11:19 AM

Plant McIntosh Client: Southern Company Data: McIntosh LF 4

	GWA-14 (bg)	GWA-15 (bg)	GWA-16 (bg)	GWC-17 (bg)	GWC-18 (bg)
8/2/2023	<0.0007			0.00052 (J)	<0.0007
2/6/2024	<0.0007	<0.0007	<0.0007	0.00065 (J)	
2/7/2024					<0.0007
8/13/2024	<0.0007	<0.0007	<0.0007	0.00062 (J)	
8/14/2024					<0.0007
2/4/2025	<0.0007	<0.0007	<0.0007	0.00053 (J)	
2/5/2025					<0.0007
8/4/2025	<0.0007				
8/5/2025		<0.0007	<0.0007	0.00044 (J)	
8/6/2025					<0.0007

ND substitution: RL or RL/2 if <15% NDs.

Time Series

Constituent: Cadmium (mg/L) Analysis Run 1/6/2026 11:19 AM

Plant McIntosh Client: Southern Company Data: McIntosh LF 4

	GWC-1	GWC-10	GWC-11	GWC-12	GWC-19
8/25/2004	<0.0007	<0.0007	<0.0007	<0.0007	
9/11/2004	<0.0007	<0.0007	<0.0007	<0.0007	
9/26/2004	<0.0007	<0.0007	<0.0007	<0.0007	
10/13/2004		<0.0007	<0.0007	<0.0007	
7/11/2005	<0.0007			<0.0007	
7/12/2005		<0.0007	<0.0007		
12/7/2005	<0.0007	<0.0007	<0.0007	<0.0007	
6/24/2006	<0.0007	<0.0007		<0.0007	
6/25/2006			<0.0007		
11/28/2006			<0.0007	<0.0007	
11/29/2006	<0.0007	<0.0007			
6/20/2007	<0.0007	<0.0007		<0.0007	
6/21/2007			<0.0007		
7/6/2007	<0.0007	<0.0007	<0.0007	<0.0007	
12/13/2007	<0.0007	<0.0007		<0.0007	
12/14/2007			<0.0007		
6/20/2008	<0.0007	<0.0007	<0.0007	<0.0007	
12/7/2008	<0.0007	<0.0007	<0.0007	<0.0007	
7/9/2009	<0.0007				
7/10/2009		<0.0007	<0.0007	<0.0007	
12/28/2009	<0.0007			<0.0007	
12/29/2009		<0.0007	<0.0007		
6/22/2010	<0.0007	<0.0007	<0.0007	<0.0007	
1/4/2011	<0.0007	<0.0007		<0.0007	
1/5/2011			<0.0007		
7/9/2011	<0.0007		<0.0007	<0.0007	
7/10/2011		<0.0007			
1/20/2012				<0.0007	
1/21/2012	<0.0007	<0.0007	<0.0007		
7/11/2012	<0.0007	<0.0007	<0.0007	<0.0007	
1/19/2013			<0.0007	<0.0007	
1/20/2013	<0.0007	<0.0007			
7/18/2013				<0.0007	
7/19/2013	<0.0007	<0.0007	<0.0007		
1/15/2014	<0.0007		<0.0007	<0.0007	
1/16/2014		<0.0007			
7/10/2014		<0.0007			
7/11/2014	<0.0007		<0.0007	<0.0007	
1/15/2015				<0.0007	
1/16/2015	<0.0007	<0.0007	<0.0007		
6/19/2015				<0.0007	
6/20/2015	<0.0007	<0.0007	<0.0007		
12/8/2015					<0.0007
12/15/2015					<0.0007
12/28/2015					<0.0007
1/14/2016			<0.0007		<0.0007
1/16/2016	<0.0007	<0.0007		<0.0007	
1/26/2016					<0.0007
4/19/2016					0.00017 (J)
4/20/2016	<0.0007		<0.0007	<0.0007	
4/21/2016		<0.0007			
6/15/2016	<0.0007		<0.0007	<0.0007	

ND substitution: RL or RL/2 if <15% NDs.

Time Series

Constituent: Cadmium (mg/L) Analysis Run 1/6/2026 11:19 AM

Plant McIntosh Client: Southern Company Data: McIntosh LF 4

	GWC-1	GWC-10	GWC-11	GWC-12	GWC-19
6/16/2016		<0.0007			0.00018 (J)
8/10/2016	<0.0007	<0.0007	<0.0007	<0.0007	<0.0007
9/27/2016	<0.0007	<0.0007	<0.0007	<0.0007	
9/28/2016					<0.0007
11/15/2016	<0.0007	<0.0007	<0.0007	<0.0007	<0.0007
1/12/2017	<0.0007	<0.0007	<0.0007	<0.0007	
1/16/2017					<0.0007
3/1/2017	<0.0007	<0.0007	<0.0007	<0.0007	<0.0007
4/20/2017	<0.0007			<0.0007	
4/24/2017		<0.0007	<0.0007		
4/25/2017					<0.0007
7/19/2017	<0.0007				
7/20/2017				<0.0007	
7/24/2017		<0.0007	<0.0007		
7/25/2017					<0.0007
1/11/2018	<0.0007	<0.0007	<0.0007	<0.0007	
1/12/2018					<0.0007
7/11/2018					<0.0007
7/12/2018	<0.0007	<0.0007	<0.0007	<0.0007	
1/29/2019					0.0002 (J)
1/30/2019	<0.0007	<0.0007	<0.0007	<0.0007	
3/27/2019	<0.0007	<0.0007	<0.0007	<0.0007	<0.0007
9/11/2019	<0.0007	<0.0007	<0.0007	<0.0007	0.00031 (J)
4/1/2020	<0.0007	<0.0007		<0.0007	<0.0007
4/2/2020			<0.0007		
9/15/2020	<0.0007	<0.0007	<0.0007		
9/16/2020				<0.0007	<0.0007
3/16/2021	<0.0007	<0.0007		<0.0007	<0.0007
3/17/2021			<0.0007		
8/18/2021	<0.0007	<0.0007	<0.0007	<0.0007	
8/19/2021					<0.0007
2/23/2022	<0.0007	<0.0007	<0.0007	<0.0007	<0.0007
8/2/2022			<0.0007		
8/3/2022	0.0001 (J)	<0.0007		<0.0007	0.00016 (J)
2/7/2023	<0.0007			<0.0007	
2/8/2023		<0.0007	<0.0007		0.00018 (J)
8/2/2023	<0.0007	<0.0007	<0.0007	<0.0007	0.00025 (J)
2/7/2024	<0.0007	<0.0007	<0.0007		0.00011 (J)
2/8/2024				<0.0007	
8/14/2024	<0.0007	<0.0007	<0.0007	<0.0007	0.00015 (J)
2/4/2025		<0.0007			0.00014 (J)
2/5/2025	<0.0007		<0.0007	<0.0007	
8/5/2025					<0.0007
8/6/2025	<0.0007	<0.0007	<0.0007	<0.0007	

ND substitution: RL or RL/2 if <15% NDs.

Time Series

Constituent: Cadmium (mg/L) Analysis Run 1/6/2026 11:19 AM

Plant McIntosh Client: Southern Company Data: McIntosh LF 4

	GWC-20	GWC-21	GWC-23	GWC-9
8/25/2004				<0.0007
9/11/2004				<0.0007
9/26/2004				<0.0007
10/13/2004				<0.0007
7/12/2005				<0.0007
12/8/2005				<0.0007
6/25/2006				<0.0007
11/29/2006				<0.0007
6/20/2007				<0.0007
7/6/2007				<0.0007
12/13/2007				<0.0007
6/20/2008				<0.0007
12/7/2008				<0.0007
7/9/2009				<0.0007
12/29/2009				<0.0007
6/22/2010				<0.0007
1/5/2011				<0.0007
7/9/2011				<0.0007
1/21/2012				<0.0007
7/11/2012				<0.0007
1/19/2013				<0.0007
7/18/2013				<0.0007
1/15/2014				<0.0007
7/10/2014				<0.0007
1/16/2015				<0.0007
6/20/2015				<0.0007
12/9/2015	<0.0007	<0.0007		
12/14/2015	0.00031 (J)	<0.0007		
12/29/2015	0.00075 (J)	<0.0007		
1/14/2016	0.00039 (J)	<0.0007		<0.0007
1/25/2016	0.00078 (J)	<0.0007		
4/19/2016				<0.0007
4/21/2016	0.00052 (J)	<0.0007		
6/15/2016				<0.0007
6/16/2016	0.00044 (J)	0.00012 (J)	<0.0007	
8/10/2016	<0.0007	<0.0007	<0.0007	<0.0007
9/27/2016	<0.0007	0.00062 (J)		<0.0007
9/28/2016			<0.0007	
11/15/2016	<0.0007	<0.0007		<0.0007
11/16/2016			<0.0007	
1/12/2017		<0.0007		
1/13/2017	0.00036 (J)			<0.0007
1/17/2017			<0.0007	
3/1/2017	<0.0007	<0.0007		<0.0007
3/2/2017			<0.0007	
4/24/2017		<0.0007		<0.0007
4/25/2017	<0.0007		<0.0007	
7/13/2017			<0.0007	
7/24/2017				<0.0007
7/25/2017	<0.0007	<0.0007	<0.0007	
1/11/2018		<0.0007		
1/12/2018	<0.0007		<0.0007	<0.0007

ND substitution: RL or RL/2 if <15% NDs.

Time Series

Constituent: Cadmium (mg/L) Analysis Run 1/6/2026 11:19 AM

Plant McIntosh Client: Southern Company Data: McIntosh LF 4

	GWC-20	GWC-21	GWC-23	GWC-9
7/11/2018	<0.0007	<0.0007		
7/12/2018			<0.0007	<0.0007
1/29/2019	0.00016 (J)			
1/30/2019		0.00014 (J)	0.00015 (J)	<0.0007
3/27/2019	<0.0007	<0.0007	<0.0007	<0.0007
9/11/2019	0.00029 (J)	0.00029 (J)	0.00018 (J)	<0.0007
4/1/2020	<0.0007	<0.0007	<0.0007	<0.0007
9/15/2020	<0.0007	<0.0007	<0.0007	
9/16/2020				<0.0007
3/16/2021	<0.0007			
3/17/2021		<0.0007	<0.0007	<0.0007
8/19/2021	<0.0007	<0.0007	<0.0007	<0.0007
2/22/2022	<0.0007			
2/23/2022		<0.0007	<0.0007	<0.0007
8/3/2022	0.00016 (J)			0.00011 (J)
8/4/2022		0.00014 (J)	<0.0007	
2/8/2023	0.00011 (J)	<0.0007	0.00013 (J)	9.5E-05 (J)
8/2/2023	0.00015 (J)			<0.0007
8/3/2023		0.00011 (J)	0.0001 (J)	
2/7/2024	0.00013 (J)	0.00012 (J)	<0.0007	0.00012 (J)
8/14/2024	0.00016 (J)	0.00013 (J)	9.5E-05 (J)	0.0001 (J)
2/5/2025	0.00013 (J)	0.00013 (J)	<0.0007	<0.0007
8/5/2025	<0.0007	<0.0007		
8/6/2025			<0.0007	<0.0007

ND substitution: RL or RL/2 if <15% NDs.

Time Series

Constituent: Calcium (mg/L) Analysis Run 1/6/2026 11:19 AM

Plant McIntosh Client: Southern Company Data: McIntosh LF 4

	GWA-2 (bg)	GWA-3 (bg)	GWA-4A (bg)	GWA-5 (bg)	GWA-13 (bg)
4/19/2016	0.485 (J)	1.13			
4/20/2016			1.12	4.39	0.389 (J)
6/14/2016	0.72	1	1.1	2.4	0.37 (J)
8/9/2016	0.24 (J)	0.71		2	0.14 (J)
8/11/2016			1.9		
9/26/2016	0.48				
9/27/2016		0.77	3.4	2.9	0.33
11/14/2016		0.75	3.1		
11/15/2016	0.54			2.5	0.28
1/10/2017	0.62	0.73	1.5		
1/11/2017				2.5	
1/12/2017					0.37
2/28/2017	0.91	0.76	1.1	2.7	0.26
4/19/2017	0.75	0.69			
4/20/2017			0.98	2.8	0.27
10/10/2017	0.54		0.8		
10/11/2017		0.73		3.3	0.3
1/10/2018	0.52	0.88	0.82	3.3	0.27
7/11/2018	0.5	0.81	1	3	0.32
1/29/2019	0.53	0.85	0.83	3.3	0.33
3/26/2019			0.53	2.8	0.3
3/27/2019	0.37	0.73			
9/10/2019			0.64	2.3	0.37 (J)
9/11/2019	0.43 (J)	0.76			
3/31/2020			0.8	2.9	0.42 (J)
4/1/2020	0.47 (J)	0.72			
9/15/2020	0.42 (J)	0.84		2.2	0.32 (J)
9/16/2020			0.43 (J)		
3/16/2021	0.4 (J)	0.75			0.4 (J)
3/17/2021			0.33 (J)	2.4	
8/17/2021	0.4 (J)	0.81			
8/18/2021					0.51
8/19/2021			0.3 (J)	2.4	
2/22/2022	0.42 (J)	0.72		2.3	0.35 (J)
2/23/2022			0.35 (J)		
8/2/2022	0.51	0.7		2.5	0.36 (J)
8/3/2022			1.1		
2/6/2023					0.53
2/7/2023	0.38 (J)	0.66	0.46 (J)	2.1	
8/1/2023	0.37 (J)		0.53	2.3	0.44 (J)
8/2/2023		0.69			
2/6/2024	0.38 (J)	0.61	0.47 (J)	1.9	0.47 (J)
8/13/2024		0.75	0.45 (J)	1.8	0.44 (J)
8/15/2024	0.66				
2/3/2025			0.55		
2/4/2025	0.39 (J)	0.61		1.6	0.45 (J)
8/5/2025	0.32		0.35	1.4	0.33
8/6/2025		0.55			

Time Series

Constituent: Calcium (mg/L) Analysis Run 1/6/2026 11:19 AM

Plant McIntosh Client: Southern Company Data: McIntosh LF 4

	GWA-14 (bg)	GWA-15 (bg)	GWA-16 (bg)	GWC-17 (bg)	GWC-18 (bg)
4/19/2016					26
4/20/2016	0.686		0.472 (J)	2.48	
4/21/2016		0.686			
6/14/2016	0.62				
6/15/2016		0.61	0.42 (J)	2.2	
6/16/2016					33.2
8/9/2016	0.39	0.21 (J)	0.19 (J)	1.8	
8/11/2016					18
9/27/2016	0.52	0.4	0.39	1.9	
9/28/2016					17
11/15/2016	0.5	0.35	0.39	2.1	
11/16/2016					17
1/11/2017	0.47	0.34	0.36	2	15
2/28/2017	0.47	0.37			
3/1/2017			0.38	2.1	16
4/20/2017	0.5	0.43	0.41	2	
4/25/2017					17
10/11/2017	0.49	0.41	0.4	2.1	
10/12/2017					14
12/13/2017					12
1/11/2018	0.51	0.41	0.43	2.1	
1/12/2018					15
7/11/2018	0.47	0.53	0.45	2.1	12
1/29/2019	0.51	0.91	0.41	2.2	
1/30/2019					14
3/26/2019	0.42	0.58	0.37		
3/27/2019				2	11
9/10/2019	0.47 (J)		0.41 (J)		
9/11/2019		0.42 (J)		2	13
4/1/2020	0.49 (J)	2.3	0.43 (J)	2.1	11
9/15/2020	0.6	0.38 (J)	0.42 (J)	2	10
3/16/2021	0.51		0.48 (J)	2	
3/17/2021		5.5			9.1
8/17/2021	0.47 (J)		0.46 (J)		
8/19/2021		0.49 (J)		2.2	9.3
2/22/2022	0.52	0.92	0.43 (J)	2	
2/23/2022					9.1
8/2/2022	0.7	0.42 (J)	0.44 (J)	2	11
2/7/2023	0.58	1.9	0.45 (J)		15
2/8/2023				2.4	
8/1/2023		0.51	0.43 (J)		
8/2/2023	0.5			2.3	13
2/6/2024	0.57	2.4	0.5	2.5	
2/7/2024					16
8/13/2024	0.55	0.98	0.49 (J)	2.5	
8/14/2024					18
2/4/2025	0.51	3.3	0.48 (J)	2.4	
2/5/2025					14
8/4/2025	0.45				
8/5/2025		0.84	0.38	2.1	
8/6/2025					10

Time Series

Constituent: Calcium (mg/L) Analysis Run 1/6/2026 11:19 AM

Plant McIntosh Client: Southern Company Data: McIntosh LF 4

	GWC-1	GWC-10	GWC-11	GWC-12	GWC-19
4/19/2016					10.3
4/20/2016	3.22		8.94	0.69	
4/21/2016		13.9			
6/15/2016	3		10.6	0.69	
6/16/2016		18.9			10.4
8/10/2016	2.1	13	7.6	0.45	6.7
9/27/2016	2.3	14	8.7	0.61	
9/28/2016					6.9
11/15/2016	2.4	13	8.4	0.61	7.5
1/12/2017	2.5	14	8.1	0.6	
1/16/2017					8
3/1/2017	2.7	15	8.9	0.61	8.5
4/20/2017	2.6			0.65	
4/24/2017		14	8.8		
4/25/2017					8.2
10/11/2017	2.4		10		
10/12/2017		16		0.76	9.5
12/12/2017		23			9.1
12/13/2017			11		
1/11/2018	2.4	15	9.3	0.78	
1/12/2018					9.5
7/11/2018					10
7/12/2018	1.8	27	13	0.67	
1/29/2019					9.2
1/30/2019	2.5	26	11	0.68	
3/27/2019	2.4	22	13	0.62	9.2
9/11/2019	1.4	26	9.3	0.62	8.2
4/1/2020	1.9	21		0.7	8.7
4/2/2020			8.5		
9/15/2020	1.3	27	13		
9/16/2020				0.64	7.6
3/16/2021	1.6	18		0.62	7
3/17/2021			14		
8/18/2021	1.1	23	10	0.75	
8/19/2021					6.9
2/23/2022	1.4	22	8.1	0.64	6.3
8/2/2022			9.6		
8/3/2022	2.6	21		0.82	6.5
2/7/2023	1			0.73	
2/8/2023		22	9.6		6.4
8/2/2023	0.93	20	9.3	0.71	6
2/7/2024	1.2	22	9.6		6.1
2/8/2024				0.73	
8/14/2024	1.4	23	12	0.84	7.4
2/4/2025		22			6.5
2/5/2025	1.4		10	0.7	
8/5/2025					5.6
8/6/2025	1.1	22	10	0.64	

Time Series

Constituent: Calcium (mg/L) Analysis Run 1/6/2026 11:19 AM

Plant McIntosh Client: Southern Company Data: McIntosh LF 4

	GWC-20	GWC-21	GWC-23	GWC-9
4/19/2016				0.431 (J)
4/21/2016	2.29	2.78		
6/15/2016				0.27 (J)
6/16/2016	2.4	2.9	15.6	
8/10/2016	1.4	0.99	10	0.13 (J)
9/27/2016	1.4	1.3		0.21 (J)
9/28/2016			8.5	
11/15/2016	1.3	1.1		0.27
11/16/2016			8.4	
1/12/2017		0.93		
1/13/2017	1.3			0.41
1/17/2017			3	
3/1/2017	1.4	1		0.25
3/2/2017			3.3	
4/24/2017		1.1		0.34
4/25/2017	1.4		2.5	
7/13/2017			2.1	
10/12/2017	1.7	1.1	1.5	0.21 (J)
1/11/2018		1		
1/12/2018	1.7		1.4	0.4
7/11/2018	1.7	1.1		
7/12/2018			1.2	0.49
1/29/2019	1.8			
1/30/2019		1	1.1	0.38
3/27/2019	1.5	1.1	1.4	0.28
9/11/2019	1.5	1	1.4	0.44 (J)
4/1/2020	1.8	1.1	1.4	0.2 (J)
9/15/2020	1.5	1.1	1.3	
9/16/2020				0.45 (J)
3/16/2021	1.4			
3/17/2021		1.1	0.99	0.51
8/19/2021	1.3	1.2	1.1	0.67
2/22/2022	1.3			
2/23/2022		1.1	0.92	1
8/3/2022	1.4			2.8
8/4/2022		1.1	0.51	
2/8/2023	1.4	1	1.2	2.9
8/2/2023	1.3			2.9
8/3/2023		1	2.7	
2/7/2024	1.4	1	1.6	3.3
8/14/2024	1.6	1.1	1.1	3.4
2/5/2025	1.4	1.2	1.2	2.1
8/5/2025	1.4	1		
8/6/2025			1.2	1.4

Time Series

Constituent: Chloride (mg/L) Analysis Run 1/6/2026 11:19 AM

Plant McIntosh Client: Southern Company Data: McIntosh LF 4

	GWA-2 (bg)	GWA-3 (bg)	GWA-4A (bg)	GWA-5 (bg)	GWA-13 (bg)
4/19/2016	5.01	9.4			
4/20/2016			2.93	3.69	3.49
6/14/2016	5	8.3	2.9	3.5	3.4
8/9/2016	5.1	8.6		3.7	3.7
8/11/2016			3.6		
9/26/2016	5.1				
9/27/2016		6.3	3.4	3.6	3.8
11/14/2016		6.1	4.2		
11/15/2016	5.2			3.7	3.8
1/10/2017	4.9	6.1	3.6		
1/11/2017				3.5	
1/12/2017					3.5
2/28/2017	4.7	6.2	3.3	3.3	3.6
4/19/2017	4.4	5			
4/20/2017			3.5	3.3	3.4
10/10/2017	4.7		3.9		
10/11/2017		4.1		3.2	3.4
1/10/2018	4.6	4.2	3.3	3.2	3.4
7/11/2018	5	4.3	3.2	3.5	3.4
1/29/2019	5	4	3.4	3.6	3.6
3/26/2019			3.7	3.6	3.5
3/27/2019	4.5	3.5			
9/10/2019			3.6	3.5	3.3
9/11/2019	4.8	3.5			
3/31/2020			4.9	4.1	3.7
4/1/2020	4.9	3.7			
9/15/2020	4.9	3.4		18 (O)	3.5
9/16/2020			3.5		
3/16/2021	4.9	3.6			4
3/17/2021			4.5	4.2	
8/17/2021	5.4	3.5			
8/18/2021					4.1
8/19/2021			3.5	4.3	
2/22/2022	4.6	3.4		3.8	3.8
2/23/2022			3.7		
8/2/2022	4.7	3.5		4	3.7
8/3/2022			3.4		
2/6/2023					3.3
2/7/2023	4.2	3.1	3.2	3.8	
8/1/2023	4.4		3.4	3.9	3.4
8/2/2023		2.9			
2/6/2024	4.4	3.3	3.5	3.9	3.4
8/13/2024		2.9	3.7	4.1	3.5
8/15/2024	4.2				
2/3/2025			4.1		
2/4/2025	4.1	2.9		4.4	3.8
8/5/2025	3.4		3.5	3.7	3.1
8/6/2025		2.7			

Time Series

Constituent: Chloride (mg/L) Analysis Run 1/6/2026 11:19 AM

Plant McIntosh Client: Southern Company Data: McIntosh LF 4

	GWA-14 (bg)	GWA-15 (bg)	GWA-16 (bg)	GWC-17 (bg)	GWC-18 (bg)
4/19/2016					5.03
4/20/2016	4.55		3.92	4.25	
4/21/2016		3.99			
6/14/2016	4.3				
6/15/2016		3.5	3.8	4.1	
6/16/2016					4.7
8/9/2016	4.5	4	4	4.5	
8/11/2016					5.3
9/27/2016	4.4	3.9	3.9	4.4	
9/28/2016					5.1
11/15/2016	4.5	4	4	4.5	
11/16/2016					5.2
1/11/2017	4.3	3.8	3.7	4.2	5
2/28/2017	4	3.5			
3/1/2017			3.5	3.9	4.6
4/20/2017	4	3.3	3.6	4	
4/25/2017					4.6
10/11/2017	4	3.5	3.5	4.1	
10/12/2017					4.6
1/11/2018	3.9	3.4	3.4	4.1	
1/12/2018					4.5
7/11/2018	4.2	3.8	3.7	4.4	4.9
1/29/2019	4	3.7	3.8	4.5	
1/30/2019					4.8
3/26/2019	4.1	3.8	3.6		
3/27/2019				4.1	4.3
9/10/2019	4		3.7		
9/11/2019		3.7		4.3	4.5
4/1/2020	4.2	3.8	3.8	4.6	4.7
9/15/2020	4.3	3.6	3.7	4.3	4.4
3/16/2021	4.1		4.1	4.9	
3/17/2021		4			4.7
8/17/2021	4.3		4		
8/19/2021		4.3		4.8	5.1
2/22/2022	4	3.7	3.7	4.5	
2/23/2022					5
8/2/2022	4.3	3.7	3.9	4.7	4.6
2/7/2023	4	3.6	3.7		4.3
2/8/2023				4.5	
8/1/2023		3.6	3.9		
8/2/2023	4			4.8	4.7
2/6/2024	3.9	3.5	3.8	4.7	
2/7/2024					4.5
8/13/2024	4.2	3.8	4.1	5	
8/14/2024					4.9
2/4/2025	4.2 (F1)	3.9	4.1	5.2	
2/5/2025					4.8
8/4/2025	3.5				
8/5/2025		3.5	3.7	4.4	
8/6/2025					4

Time Series

Constituent: Chloride (mg/L) Analysis Run 1/6/2026 11:19 AM

Plant McIntosh Client: Southern Company Data: McIntosh LF 4

	GWC-1	GWC-10	GWC-11	GWC-12	GWC-19
4/19/2016					6.1
4/20/2016	6.68		4.9	3.61	
4/21/2016		6.41			
6/15/2016	7		4.6	3.3	
6/16/2016		6			5.7
8/10/2016	7	6.8	5.1	3.8	6.2
9/27/2016	6.4	6.1	4.9	3.7	
9/28/2016					6.9
11/15/2016	6.6	6.7	5	3.9	7.8
1/12/2017	7.3	6.5	4.7	3.6	
1/16/2017					8.6
3/1/2017	7.5	6.3	4.4	3.4	8.3
4/20/2017	6.8			3.5	
4/24/2017		6.1	4.4		
4/25/2017					8.4
10/11/2017	7		4.5		
10/12/2017		6		3.5	8.7
1/11/2018	7.5	5.9	4.3	3.4	
1/12/2018					9
7/11/2018					9.1
7/12/2018	7	5.1	4.3	3.7	
1/29/2019					8.2
1/30/2019	6.8	5.6	4.6	3.7	
3/27/2019	6.8	5.3	4	3.3	7.5
9/11/2019	6	5.4	4.4	3.5	7.7
4/1/2020	5.9	6.9		3.7	7.3
4/2/2020			4.6		
9/15/2020	6.1	6.2	4.1		
9/16/2020				3.5	6.5
3/16/2021	5.8	7.2		3.8	6.5
3/17/2021			4.6		
8/18/2021	5.3	6.8	5.2	3.9	
8/19/2021					6.7
2/23/2022	5.6	6.8	4.8	4.1	5.8
8/2/2022			4.6		
8/3/2022	5.5	6.4		3.9	5.9
2/7/2023	4.5			3.5	
2/8/2023		5.6	4.3		5.2
8/2/2023	5.1	5.8	4.7	3.6	5.4
2/7/2024	4.1	5.2	4.6		5.1
2/8/2024				3.6	
8/14/2024	4.1	5.5	5	3.9	5.2
2/4/2025		5.9			5.7
2/5/2025	4.4		5	3.8	
8/5/2025					4.1
8/6/2025	4	5.5	4	3.9	

Time Series

Constituent: Chloride (mg/L) Analysis Run 1/6/2026 11:19 AM

Plant McIntosh Client: Southern Company Data: McIntosh LF 4

	GWC-20	GWC-21	GWC-23	GWC-9
4/19/2016				14.4
4/21/2016	11.6	6.08		
6/15/2016				12
6/16/2016	10	5.8	5.1	
8/10/2016	10	6.5	4.4	13
9/27/2016	8.9	6.4		12
9/28/2016			4	
11/15/2016	8.5	6.4		11
11/16/2016			4.1	
1/12/2017		6.3		
1/13/2017	8.3			11
1/17/2017			4.3	
3/1/2017	7.9	5.9		11
3/2/2017			4	
4/24/2017		5.9		9.3
4/25/2017	8.2		4.1	
7/13/2017			4.2	
10/12/2017	9.1	6.1	4.3	9.8
12/12/2017				10
1/11/2018		5.8		
1/12/2018	9		4.3	9
7/11/2018	9.9	6.4		
7/12/2018			4.9	9.4
9/13/2018	8.9			9.1
1/29/2019	8.8			
1/30/2019		6.7	7.4	9.1
3/27/2019	8.9	6.3	4.2	10
6/17/2019				9.4
9/11/2019	8.7	6.7	4.6	9.3
4/1/2020	8.6	6.5	4.9	9.7
6/30/2020				11
9/15/2020	8.7	6.5	5	
9/16/2020				8.6
3/16/2021	8			
3/17/2021		6.7	5.5	9.5
8/19/2021	8.8	6.7	6	7.9
2/22/2022	7.7			
2/23/2022		7.3	5.2	9.9
8/3/2022	7.3			8.6
8/4/2022		6.7	5.5	
2/8/2023	6.8	5.9	4.9	7.4
8/2/2023	7.3			7.6
8/3/2023		6	5	
2/7/2024	7.3	5.9	4.9	7.3
8/14/2024	7.5	6.1	5	7.9
2/5/2025	8.6	6.1	5.4	8.8
8/5/2025	6.5	5.5		
8/6/2025			4.5	6.5

Time Series

Constituent: Chromium (mg/L) Analysis Run 1/6/2026 11:19 AM

Plant McIntosh Client: Southern Company Data: McIntosh LF 4

	GWA-2 (bg)	GWA-3 (bg)	GWA-4A (bg)	GWA-5 (bg)	GWA-13 (bg)
8/25/2004	<0.005	<0.005	0.0022	0.22 (O)	
9/11/2004	<0.005	0.0024	<0.005	<0.005	
9/26/2004	<0.005	<0.005	<0.005	<0.005	
10/13/2004	<0.005	<0.005	<0.005	<0.005	
7/11/2005	<0.005	<0.005			
7/12/2005			<0.005	0.0023	
12/7/2005	<0.005	<0.005			
12/8/2005			<0.005	<0.005	
6/23/2006	0.0024	0.0021			
6/24/2006			<0.005	<0.005	
11/28/2006	0.0019	0.0023	<0.005	<0.005	
6/19/2007	0.0021	0.0049	<0.005	<0.005	
7/6/2007	0.0021	0.0049		<0.005	
12/13/2007	0.0021	0.0013	<0.005		
12/14/2007				<0.005	
6/20/2008	0.0017	0.0025	<0.005	<0.005	
12/7/2008	0.0018	0.0034	<0.005	<0.005	
7/9/2009	0.0015	<0.005	<0.005	<0.005	
12/28/2009	0.002	0.0021			
12/29/2009				0.004	
12/30/2009			0.0078		
6/22/2010	0.0017	0.0018	<0.005	<0.005	<0.005
1/4/2011	0.002		0.0037	0.0027	
1/5/2011		0.077 (O)			
7/9/2011	0.0027	0.004		<0.005	
7/10/2011			<0.005		
1/20/2012		<0.005			
1/21/2012	<0.005		<0.005	<0.005	
7/11/2012	0.0061 (O)	<0.005	0.0096	0.0038	
1/19/2013		0.0013		0.002	
1/20/2013	0.002		0.0052		
7/18/2013		0.0022		0.0023	
7/19/2013	0.0021		0.002		
1/15/2014	0.0029	0.0019		0.0012 (J)	
1/16/2014			0.0061		
7/10/2014			<0.005	0.0012 (J)	
7/11/2014	0.002	0.0014			
1/15/2015		0.0011 (J)		<0.005	
1/16/2015	0.0026		0.002		
6/19/2015		0.0012 (J)		0.0037	
6/20/2015	0.002		0.0011 (J)		
12/7/2015					<0.005
12/15/2015					<0.005
12/29/2015					<0.005
1/13/2016					<0.005
1/14/2016			0.0011 (J)	<0.005	
1/16/2016	0.0015	0.0014			
1/25/2016					<0.005
4/19/2016	<0.005	<0.005			
4/20/2016			<0.005	<0.005	<0.01 (O)
6/14/2016	0.0017 (J)	0.00085 (J)	0.0013 (J)	0.0011 (J)	0.0094 (J)
8/9/2016	0.0014 (J)	<0.005		<0.005	<0.005

ND substitution: RL or RL/2 if <15% NDs.

Time Series

Constituent: Chromium (mg/L) Analysis Run 1/6/2026 11:19 AM

Plant McIntosh Client: Southern Company Data: McIntosh LF 4

	GWA-2 (bg)	GWA-3 (bg)	GWA-4A (bg)	GWA-5 (bg)	GWA-13 (bg)
8/11/2016			<0.005		
9/26/2016	0.0016 (J)				
9/27/2016		<0.005	<0.005	<0.005	<0.005
11/14/2016		0.0011 (J)	<0.005		
11/15/2016	0.0015 (J)			<0.005	<0.005
1/10/2017	0.0015 (J)	0.0012 (J)	<0.005		
1/11/2017				<0.005	
1/12/2017					<0.005
2/28/2017	0.0044	0.004	0.0048	0.0054	0.0049
4/19/2017	0.0011 (J)	0.0011 (J)			
4/20/2017			<0.005	0.0013 (J)	0.0011 (J)
7/17/2017	0.0011 (J)				
7/18/2017		<0.005	<0.005	<0.005	<0.005
1/10/2018	0.0014 (J)	0.0012 (J)	<0.005	<0.005	<0.005
7/11/2018	0.0011 (J)	0.0011 (J)	<0.005	<0.005	<0.005
1/29/2019	0.0019 (J)	0.0016 (J)	0.00099 (J)	0.0014 (J)	0.0037
3/26/2019			<0.005	<0.005	0.0014 (J)
3/27/2019	0.0016 (J)	0.0014 (J)			
9/10/2019			0.0031	0.0041	0.0052
9/11/2019	0.004	0.0034			
3/31/2020			<0.005	<0.005	0.0019 (J)
4/1/2020	0.0017 (J)	<0.005			
9/15/2020	0.0015 (J)	<0.005		<0.005	<0.005
9/16/2020			<0.005		
3/16/2021	0.0015 (J)	0.0015 (J)			<0.005
3/17/2021			<0.005	<0.005	
8/17/2021	0.0016 (J)	0.0015 (J)			
8/18/2021					<0.005
8/19/2021			<0.005	<0.005	
2/22/2022	0.0018 (J)	<0.005		<0.005	<0.005
2/23/2022			<0.005		
8/2/2022	0.0015 (J)	<0.005		<0.005	<0.005
8/3/2022			<0.005		
2/6/2023					0.0025
2/7/2023	0.0028	0.0019 (J)	<0.005	0.002	
8/1/2023	0.0025		<0.005	0.0016 (J)	0.0018 (J)
8/2/2023		0.0022			
2/6/2024	0.002	<0.005	<0.005	<0.005	0.0021
8/13/2024		0.0017 (J)	<0.005	0.0043	0.0022
8/15/2024	0.0018 (J)				
2/3/2025			<0.005		
2/4/2025	0.0019 (J)	0.0016 (J)		0.0015 (J)	0.0023
8/5/2025	<0.005		<0.005	<0.005	<0.005
8/6/2025		<0.005			

ND substitution: RL or RL/2 if <15% NDs.

Time Series

Constituent: Chromium (mg/L) Analysis Run 1/6/2026 11:19 AM

Plant McIntosh Client: Southern Company Data: McIntosh LF 4

	GWA-14 (bg)	GWA-15 (bg)	GWA-16 (bg)	GWC-17 (bg)	GWC-18 (bg)
1/20/2012				<0.005	
1/21/2012					<0.005
7/12/2012	<0.005				
12/7/2015	<0.005	<0.005	<0.005		
12/8/2015				<0.005	0.0012 (J)
12/14/2015			<0.005	<0.005	0.0018
12/15/2015	<0.005	<0.005			
12/28/2015		<0.005	<0.005	<0.005	0.0017
12/29/2015	<0.005				
1/13/2016	<0.005	<0.005	<0.005	<0.005	
1/14/2016					<0.005
1/25/2016	<0.005	<0.005	<0.005		
1/26/2016				<0.005	0.0013
4/19/2016					0.00277 (J)
4/20/2016	<0.005		<0.005	<0.005	
4/21/2016		<0.005			
6/14/2016	0.00086 (J)				
6/15/2016		0.0008 (J)	0.00072 (J)	0.0018 (J)	
6/16/2016					0.0021 (J)
8/9/2016	<0.005	<0.005	<0.005	0.002 (J)	
8/11/2016					0.0023 (J)
9/27/2016	<0.005	<0.005	<0.005	0.0021 (J)	
9/28/2016					0.0022 (J)
11/15/2016	<0.005	<0.005	0.0011 (J)	0.002 (J)	
11/16/2016					0.0019 (J)
1/11/2017	<0.005	<0.005	0.0012 (J)	0.0025	0.0025
2/28/2017	0.0047	0.0051			
3/1/2017			0.0052	0.0067	0.0065
4/20/2017	<0.005	0.0012 (J)	0.0013 (J)	0.0024 (J)	
4/25/2017					0.0026
7/19/2017	<0.005	0.0013 (J)	0.0015 (J)	0.0025	
7/25/2017					0.0023 (J)
1/11/2018	<0.005	0.0011 (J)	0.0013 (J)	0.0026	
1/12/2018					0.002 (J)
7/11/2018	<0.005	<0.005	0.0012 (J)	0.0025	0.0022 (J)
1/29/2019	0.0014 (J)	0.0021 (J)	0.0024 (J)	0.0041	
1/30/2019					0.0049
3/26/2019	<0.005	0.0016 (J)	0.0015 (J)		
3/27/2019				0.0028	0.0025
9/10/2019	0.004		0.004		
9/11/2019		0.0038		0.0059	0.0049
12/17/2019	0.0035	0.0039			
12/18/2019					0.0021
4/1/2020	<0.005	0.0015 (J)	0.024	0.0032	0.0025
9/15/2020	<0.005	<0.005	0.0015 (J)	0.0027	0.0025
3/16/2021	<0.005		0.0017 (J)	0.0031	
3/17/2021		<0.005			0.0027
8/17/2021	<0.005		0.0019 (J)		
8/19/2021		<0.005		0.0027	0.0025
2/22/2022	<0.005	<0.005	0.0015 (J)	0.003	
2/23/2022					0.0025
8/2/2022	<0.005	<0.005	<0.005	0.0033	0.0025

ND substitution: RL or RL/2 if <15% NDs.

Time Series

Constituent: Chromium (mg/L) Analysis Run 1/6/2026 11:19 AM

Plant McIntosh Client: Southern Company Data: McIntosh LF 4

	GWA-14 (bg)	GWA-15 (bg)	GWA-16 (bg)	GWC-17 (bg)	GWC-18 (bg)
2/7/2023	0.0021	0.0021	0.0025		0.0043
2/8/2023				0.0044	
8/1/2023		0.0019 (J)	0.0024		
8/2/2023	0.0021			0.0039	0.0025
2/6/2024	<0.005	0.0014 (J)	0.0016 (J)	0.0029	
2/7/2024					0.0025
8/13/2024	0.0028	0.0031	0.0018 (J)	0.0033	
8/14/2024					0.0037
2/4/2025	0.0017 (J)	0.0021	0.0022	0.0036	
2/5/2025					0.0034
8/4/2025	<0.005				
8/5/2025		<0.005	<0.005	<0.005	
8/6/2025					<0.005

ND substitution: RL or RL/2 if <15% NDs.

Time Series

Constituent: Chromium (mg/L) Analysis Run 1/6/2026 11:19 AM

Plant McIntosh Client: Southern Company Data: McIntosh LF 4

	GWC-1	GWC-10	GWC-11	GWC-12	GWC-19
8/25/2004	<0.005	<0.0013	0.0033	<0.005	
9/11/2004	<0.005	0.0027	0.0038	<0.005	
9/26/2004	<0.005	<0.0013	0.0031	<0.005	
10/13/2004		<0.0013	<0.005	<0.005	
7/11/2005	<0.005			<0.005	
7/12/2005		0.0036	0.0039		
12/7/2005	0.0021	0.0042	0.0053	<0.005	
6/24/2006	0.002	0.0045		0.002	
6/25/2006			0.0069		
11/28/2006			0.0056	0.0015	
11/29/2006	0.0024	0.0017			
6/20/2007	0.0034	<0.0013		0.0021	
6/21/2007			0.0063		
7/6/2007	0.0034	<0.0013	0.0063	0.0021	
12/13/2007	0.0029	<0.0013		0.0025	
12/14/2007			0.0058		
6/20/2008	0.002	<0.0013	0.013	0.0017	
12/7/2008	0.072 (O)	<0.0013	0.0048	0.0016	
2/6/2009	0.0035				
7/9/2009	0.0017				
7/10/2009		0.0021	0.0086	0.0017	
12/28/2009	<0.005			0.0018	
12/29/2009		0.0023	0.0077		
6/22/2010	<0.005	0.0051	0.0046	0.0018	
1/4/2011	0.0023	0.0026		0.0039	
1/5/2011			0.0053		
7/9/2011	0.005		0.007	0.0041	
7/10/2011		<0.0013			
1/20/2012				<0.005	
1/21/2012	<0.005	<0.0013	0.0073		
7/11/2012	0.0023	0.0018	0.01	0.0052	
1/19/2013			0.0058	0.0025	
1/20/2013	0.003	0.0014			
7/18/2013				0.0035	
7/19/2013	<0.005	0.0032	0.005		
7/20/2013		<0.0013			
1/15/2014	0.002		0.0081	0.0082	
1/16/2014		0.0058			
7/10/2014		0.0034			
7/11/2014	0.0012 (J)		0.0087	0.0048	
1/15/2015				0.0022	
1/16/2015	0.0011 (J)	0.0024	0.0061		
6/19/2015				0.0024	
6/20/2015	0.0028	0.0072	0.005		
12/8/2015					0.0026
12/15/2015					0.0017
12/28/2015					0.0016
1/14/2016			0.0045		0.0016
1/16/2016	0.0013	0.0076		0.002	
1/26/2016					0.0016
4/19/2016					<0.005
4/20/2016	<0.005		0.00856 (J)	<0.005	

ND substitution: RL or RL/2 if <15% NDs.

Time Series

Constituent: Chromium (mg/L) Analysis Run 1/6/2026 11:19 AM

Plant McIntosh Client: Southern Company Data: McIntosh LF 4

	GWC-1	GWC-10	GWC-11	GWC-12	GWC-19
4/21/2016		0.00617 (J)			
6/15/2016	0.0011 (J)		0.0061 (J)	0.0016 (J)	
6/16/2016		0.007 (J)			0.0016 (J)
8/10/2016	0.0015 (J)	0.0056	0.0052	0.0016 (J)	0.0016 (J)
9/27/2016	0.0018 (J)	0.0057	0.0051	0.0019 (J)	
9/28/2016					<0.005
11/15/2016	0.0019 (J)	0.0062	0.005	0.0017 (J)	<0.005
1/12/2017	0.0012 (J)	0.0061	0.0051	0.0017 (J)	
1/16/2017					0.0013 (J)
3/1/2017	0.0049	0.01	0.0088	0.0055	0.0056
4/20/2017	<0.005			0.0016 (J)	
4/24/2017		0.0053	0.0049		
4/25/2017					0.0019 (J)
7/19/2017	0.0017 (J)				
7/20/2017				0.0017 (J)	
7/24/2017		0.0055	0.0049		
7/25/2017					0.0013 (J)
1/11/2018	<0.005	0.0055	0.0044	0.0016 (J)	
1/12/2018					0.0017 (J)
7/11/2018					0.0011 (J)
7/12/2018	<0.005	0.0017 (J)	0.0023 (J)	0.0015 (J)	
1/29/2019					0.0019 (J)
1/30/2019	0.0021 (J)	0.0071	0.006	0.0039	
3/27/2019	<0.005	0.0035	0.0031	0.0019 (J)	0.0014 (J)
9/11/2019	0.0035	0.004	0.0071	0.0036	0.0043
4/1/2020	<0.005	0.0084		0.0019 (J)	0.0018 (J)
4/2/2020			0.0055		
9/15/2020	<0.005	0.0018 (J)	0.0028		
9/16/2020				0.0016 (J)	0.0015 (J)
3/16/2021	<0.005	0.0054		0.0019 (J)	0.0017 (J)
3/17/2021			0.0031		
8/18/2021	0.0018 (J)	0.0026	0.004	0.0037	
8/19/2021					0.0015 (J)
2/23/2022	<0.005	0.0031	0.005	0.0016 (J)	0.0016 (J)
8/2/2022			0.0046		
8/3/2022	0.0015 (J)	0.0031		0.0019 (J)	0.0017 (J)
2/7/2023	0.0024			0.002	
2/8/2023		0.0038	0.0059		0.0026
8/2/2023	0.0024	0.0051	0.0047	0.0023	0.0023
2/7/2024	0.0018 (J)	0.003	0.0058		0.0016 (J)
2/8/2024				0.002	
8/14/2024	0.0032	0.0047	0.0053	0.0021	0.0023
2/4/2025		0.0043			0.002
2/5/2025	0.0016 (J)		0.0067	0.0025	
8/5/2025					<0.005
8/6/2025	<0.005	0.0045 (J)	0.004 (J)	<0.005	

ND substitution: RL or RL/2 if <15% NDs.

Time Series

Constituent: Chromium (mg/L) Analysis Run 1/6/2026 11:19 AM

Plant McIntosh Client: Southern Company Data: McIntosh LF 4

	GWC-20	GWC-21	GWC-23	GWC-9
8/25/2004				<0.005
9/11/2004				<0.005
9/26/2004				<0.005
10/13/2004				<0.005
7/12/2005				<0.005
12/8/2005				<0.005
6/25/2006				<0.005
11/29/2006				<0.005
6/20/2007				0.0017
7/6/2007				0.0017
12/13/2007				0.0021
6/20/2008				0.0021
12/7/2008				0.0018
7/9/2009				0.0024
12/29/2009				0.0021
6/22/2010				<0.005
1/5/2011				0.0034
7/9/2011				0.0018
1/21/2012				<0.005
7/11/2012				0.0038
1/19/2013				0.0065 (O)
7/18/2013				0.0029
1/15/2014				<0.005
7/10/2014				<0.005
1/16/2015				<0.005
6/20/2015				<0.005
12/9/2015	<0.005	<0.005		
12/14/2015	<0.005	<0.005		
12/29/2015	<0.005	<0.005		
1/14/2016	<0.005	<0.005		<0.005
1/25/2016	<0.005	<0.005		
4/19/2016				<0.005
4/21/2016	<0.005	<0.005		
6/15/2016				0.00021 (J)
6/16/2016	0.0008 (J)	0.00031 (J)	0.00023 (J)	
8/10/2016	<0.005	<0.005	<0.005	<0.005
9/27/2016	<0.005	0.35 (O)		<0.005
9/28/2016			<0.005	
11/15/2016	<0.005	<0.005		<0.005
11/16/2016			<0.005	
1/12/2017		<0.005		
1/13/2017	<0.005			0.0012 (J)
1/17/2017			<0.005	
3/1/2017	0.005	0.0044		0.0043
3/2/2017			0.0017 (J)	
4/24/2017		<0.005		<0.005
4/25/2017	<0.005		<0.005	
7/13/2017			<0.005	
7/24/2017				<0.005
7/25/2017	<0.005	<0.005	<0.005	
1/11/2018		<0.005		
1/12/2018	<0.005		<0.005	<0.005

ND substitution: RL or RL/2 if <15% NDs.

Time Series

Constituent: Chromium (mg/L) Analysis Run 1/6/2026 11:19 AM

Plant McIntosh Client: Southern Company Data: McIntosh LF 4

	GWC-20	GWC-21	GWC-23	GWC-9
7/11/2018	<0.005	<0.005		
7/12/2018			<0.005	<0.005
1/29/2019	0.0013 (J)			
1/30/2019		0.0017 (J)	0.0019 (J)	0.0012 (J)
3/27/2019	<0.005	<0.005	<0.005	<0.005
9/11/2019	0.0034	0.0025	0.004	0.0025
12/18/2019	<0.005		0.0018 (J)	
4/1/2020	<0.005	<0.005	0.0022	<0.005
9/15/2020	<0.005	<0.005	0.0023	
9/16/2020				<0.005
3/16/2021	<0.005			
3/17/2021		<0.005	0.0027	<0.005
8/19/2021	0.0018 (J)	<0.005	0.0023	<0.005
2/22/2022	<0.005			
2/23/2022		<0.005	0.0028	<0.005
8/3/2022	<0.005			<0.005
8/4/2022		<0.005	0.0029	
2/8/2023	0.002	<0.005	0.0033	0.0013 (J)
8/2/2023	0.004			0.0012 (J)
8/3/2023		<0.005	0.0026	
2/7/2024	<0.005	<0.005	0.0029	<0.005
8/14/2024	0.0015 (J)	0.0013 (J)	0.0039	0.0013 (J)
2/5/2025	0.0019 (J)	<0.005	0.0036	0.0014 (J)
8/5/2025	<0.005	<0.005		
8/6/2025			<0.005	<0.005

ND substitution: RL or RL/2 if <15% NDs.

Time Series

Constituent: Cobalt (mg/L) Analysis Run 1/6/2026 11:19 AM

Plant McIntosh Client: Southern Company Data: McIntosh LF 4

	GWA-2 (bg)	GWA-3 (bg)	GWA-4A (bg)	GWA-5 (bg)	GWA-13 (bg)
8/25/2004	<0.01	<0.005	<0.0025	<0.01	
9/11/2004	<0.01	<0.005	<0.0025	<0.01	
9/26/2004	<0.01	<0.005	<0.0025	<0.01	
10/13/2004	<0.01	<0.005	<0.0025	<0.01	
7/11/2005	<0.01	<0.005			
7/12/2005			<0.0025	<0.01	
12/7/2005	<0.01	<0.005			
12/8/2005			<0.0025	<0.01	
6/23/2006	<0.01	<0.005			
6/24/2006			<0.0025	<0.01	
11/28/2006	<0.01	<0.005	<0.0025	<0.01	
6/19/2007	<0.01	<0.005	<0.0025	<0.01	
7/6/2007	<0.01	<0.005		<0.01	
12/13/2007	<0.01	<0.005	<0.0025		
12/14/2007				<0.01	
6/20/2008	<0.01	<0.005	<0.0025	<0.01	
12/7/2008	<0.01	<0.005	<0.0025	<0.01	
7/9/2009	<0.01	<0.005	<0.0025	<0.01	
12/28/2009	<0.01	<0.005			
12/29/2009				0.011	
12/30/2009			0.013		
6/22/2010	<0.01	<0.005	<0.0025	<0.01	<0.005
1/4/2011	<0.01		<0.0025	<0.01	
1/5/2011		0.0066 (O)			
7/9/2011	<0.01	<0.005		<0.01	
7/10/2011			<0.0025		
1/20/2012		<0.005			<0.005
1/21/2012	<0.01		0.0061	<0.01	
7/11/2012	0.0017	<0.005	0.01	0.0072	
1/19/2013		<0.005		<0.01	
1/20/2013	<0.01		0.0033		
7/18/2013		<0.005		<0.01	
7/19/2013	<0.01		<0.0025		
1/15/2014	0.0011 (J)	<0.005		0.00075 (J)	
1/16/2014			0.0027		
7/10/2014			<0.0025	0.0007 (J)	
7/11/2014	0.0012 (J)	<0.005			
1/15/2015		<0.005		0.0007 (J)	
1/16/2015	0.00083 (J)		0.0077		
6/19/2015		<0.005		0.0011 (J)	
6/20/2015	0.0013		<0.0025		
12/7/2015					0.0012 (J)
12/15/2015					0.00099 (J)
12/29/2015					0.0012 (J)
1/13/2016					0.0012 (J)
1/14/2016			<0.0025	0.00064 (J)	
1/16/2016	0.0012 (J)	<0.005			
1/25/2016					0.00095 (J)
4/19/2016	<0.01	<0.005			
4/20/2016			<0.0025	<0.01	<0.005
6/14/2016	0.001 (J)	0.00044 (J)	0.0004 (J)	0.0006 (J)	0.00072 (J)
8/9/2016	0.0012 (J)	0.00042 (J)		0.00062 (J)	0.00041 (J)

ND substitution: RL or RL/2 if <15% NDs.

Time Series

Constituent: Cobalt (mg/L) Analysis Run 1/6/2026 11:19 AM

Plant McIntosh Client: Southern Company Data: McIntosh LF 4

	GWA-2 (bg)	GWA-3 (bg)	GWA-4A (bg)	GWA-5 (bg)	GWA-13 (bg)
8/11/2016			0.0046		
9/26/2016	0.0012 (J)				
9/27/2016		0.00042 (J)	0.001 (J)	0.00059 (J)	0.00058 (J)
11/14/2016		<0.005	<0.0025		
11/15/2016	0.0013 (J)			0.00064 (J)	0.00048 (J)
1/10/2017	0.0011 (J)	<0.005	0.00044 (J)		
1/11/2017				0.00064 (J)	
1/12/2017					0.0014 (J)
2/28/2017	0.0014 (J)	0.00048 (J)	0.001 (J)	0.00078 (J)	0.00075 (J)
4/19/2017	0.0012 (J)	<0.005			
4/20/2017			0.00059 (J)	0.00065 (J)	0.0005 (J)
7/17/2017	0.0013 (J)				
7/18/2017		<0.005	0.00079 (J)	0.00069 (J)	0.00051 (J)
1/10/2018	0.0013 (J)	<0.005	0.0018 (J)	0.00068 (J)	0.00049 (J)
7/11/2018	0.0013 (J)	<0.005	0.0044	0.00071 (J)	<0.005
1/29/2019	0.001 (J)	0.00035 (J)	0.0033	0.00064 (J)	0.00043 (J)
3/26/2019			0.0037	0.00064 (J)	<0.005
3/27/2019	0.0011 (J)	<0.005			
9/10/2019			0.0031	0.00074	0.00064
9/11/2019	0.0015	0.00039 (J)			
3/31/2020			0.0038	0.00067 (J)	0.00034 (J)
4/1/2020	0.0013 (J)	0.00024 (J)			
9/15/2020	0.00099 (J)	<0.005		0.0005 (J)	<0.005
9/16/2020			0.0014 (J)		
3/16/2021	0.0013 (J)	0.00033 (J)			0.0005 (J)
3/17/2021			0.0014 (J)	0.00083 (J)	
8/17/2021	0.0015 (J)	0.00039 (J)			
8/18/2021					0.00058 (J)
8/19/2021			0.0013 (J)	0.00079 (J)	
2/22/2022	0.0015 (J)	0.00037 (J)		0.00076 (J)	0.00052 (J)
2/23/2022			0.0013 (J)		
8/2/2022	0.0013 (J)	0.00031 (J)		0.00085 (J)	0.00044 (J)
8/3/2022			0.0017 (J)		
2/6/2023					0.00049 (J)
2/7/2023	0.0012 (J)	0.00026 (J)	0.0013 (J)	0.00094 (J)	
8/1/2023	0.0015 (J)		0.0013 (J)	0.00086 (J)	0.00053 (J)
8/2/2023		0.00032 (J)			
2/6/2024	0.0015 (J)	0.00025 (J)	0.0014 (J)	0.00086 (J)	0.00049 (J)
8/13/2024		0.00031 (J)	0.0011 (J)	0.0009 (J)	0.00049 (J)
8/15/2024	0.0014 (J)				
2/3/2025			0.0011 (J)		
2/4/2025	0.0014 (J)	0.00024 (J)		0.00083 (J)	0.00046 (J)
8/5/2025	0.0012 (J)		0.00069 (J)	0.00071 (J)	<0.005
8/6/2025		<0.005			

ND substitution: RL or RL/2 if <15% NDs.

Time Series

Constituent: Cobalt (mg/L) Analysis Run 1/6/2026 11:19 AM

Plant McIntosh Client: Southern Company Data: McIntosh LF 4

	GWA-14 (bg)	GWA-15 (bg)	GWA-16 (bg)	GWC-17 (bg)	GWC-18 (bg)
1/20/2012				<0.005	
1/21/2012					<0.005
7/12/2012	<0.005				
12/7/2015	0.001 (J)	0.0011 (J)	0.0012 (J)		
12/8/2015				0.0018	<0.005
12/14/2015			0.001 (J)	0.0016	<0.005
12/15/2015	0.00078 (J)	0.0011 (J)			
12/28/2015		0.0016	0.0012 (J)	0.0015	<0.005
12/29/2015	0.00094 (J)				
1/13/2016	0.001 (J)	0.0016	0.001 (J)	0.0013	
1/14/2016					<0.005
1/25/2016	0.00085 (J)	0.0014	0.00089 (J)		
1/26/2016				0.0012 (J)	<0.005
4/19/2016					<0.005
4/20/2016	<0.005		<0.005	<0.005	
4/21/2016		<0.005			
6/14/2016	0.00048 (J)				
6/15/2016		0.00047 (J)	0.00063 (J)	0.00073 (J)	
6/16/2016					0.00017 (J)
8/9/2016	0.00045 (J)	<0.005	0.00055 (J)	0.00069 (J)	
8/11/2016					<0.005
9/27/2016	0.00046 (J)	0.00045 (J)	0.00059 (J)	0.00081 (J)	
9/28/2016					<0.005
11/15/2016	<0.005	0.00048 (J)	0.0005 (J)	0.00071 (J)	
11/16/2016					<0.005
1/11/2017	<0.005	0.00046 (J)	0.00044 (J)	0.00062 (J)	<0.005
2/28/2017	0.00051 (J)	0.00061 (J)			
3/1/2017			0.00066 (J)	0.00081 (J)	<0.005
4/20/2017	<0.005	0.00042 (J)	0.00045 (J)	0.00053 (J)	
4/25/2017					<0.005
7/19/2017	<0.005	0.00041 (J)	0.00047 (J)	0.00051 (J)	
7/25/2017					<0.005
1/11/2018	<0.005	0.00044 (J)	0.00043 (J)	0.00046 (J)	
1/12/2018					<0.005
7/11/2018	<0.005	0.0004 (J)	0.00043 (J)	<0.005	<0.005
1/29/2019	0.00029 (J)	0.00037 (J)	0.00044 (J)	0.00038 (J)	
1/30/2019					0.0004 (J)
3/26/2019	<0.005	<0.005	<0.005		
3/27/2019				<0.005	<0.005
9/10/2019	0.00042 (J)		0.0005		
9/11/2019		0.00044 (J)		0.00034 (J)	8.2E-05 (J)
4/1/2020	0.00033 (J)	0.00036 (J)	0.00036 (J)	0.00023 (J)	<0.005
9/15/2020	<0.005	<0.005	<0.005	<0.005	<0.005
3/16/2021	0.00035 (J)		0.00047 (J)	0.00027 (J)	
3/17/2021		0.0004 (J)			<0.005
8/17/2021	0.00048 (J)		0.00043 (J)		
8/19/2021		0.0004 (J)		0.00023 (J)	<0.005
2/22/2022	0.00042 (J)	0.00051 (J)	0.00048 (J)	<0.005	
2/23/2022					<0.005
8/2/2022	0.00038 (J)	0.00042 (J)	0.00049 (J)	<0.005	<0.005
2/7/2023	0.00043 (J)	0.0004 (J)	0.00047 (J)		<0.005
2/8/2023				<0.005	

ND substitution: RL or RL/2 if <15% NDs.

Time Series

Constituent: Cobalt (mg/L) Analysis Run 1/6/2026 11:19 AM

Plant McIntosh Client: Southern Company Data: McIntosh LF 4

	GWA-14 (bg)	GWA-15 (bg)	GWA-16 (bg)	GWC-17 (bg)	GWC-18 (bg)
8/1/2023		0.00043 (J)	0.00055 (J)		
8/2/2023	0.00036 (J)			<0.005	<0.005
2/6/2024	0.00041 (J)	0.00046 (J)	0.00045 (J)	<0.005	
2/7/2024					<0.005
8/13/2024	0.00041 (J)	0.00051 (J)	0.00049 (J)	<0.005	
8/14/2024					<0.005
2/4/2025	0.00036 (J)	0.00041 (J)	0.00039 (J)	<0.005	
2/5/2025					<0.005
8/4/2025	<0.005				
8/5/2025		<0.005	<0.005	<0.005	
8/6/2025					<0.005

ND substitution: RL or RL/2 if <15% NDs.

Time Series

Constituent: Cobalt (mg/L) Analysis Run 1/6/2026 11:19 AM

Plant McIntosh Client: Southern Company Data: McIntosh LF 4

	GWC-1	GWC-10	GWC-11	GWC-12	GWC-19
8/25/2004	<0.01	<0.005	<0.005	<0.01	
9/11/2004	<0.01	<0.005	<0.005	<0.01	
9/26/2004	<0.01	<0.005	<0.005	<0.01	
10/13/2004		<0.005	<0.005	<0.01	
7/11/2005	<0.01			<0.01	
7/12/2005		<0.005	<0.005		
12/7/2005	<0.01	<0.005	<0.005	<0.01	
6/24/2006	<0.01	<0.005		<0.01	
6/25/2006			<0.005		
11/28/2006			<0.005	<0.01	
11/29/2006	<0.01	<0.005			
6/20/2007	<0.01	<0.005		<0.01	
6/21/2007			<0.005		
7/6/2007	<0.01	<0.005	<0.005	<0.01	
12/13/2007	<0.01	<0.005		<0.01	
12/14/2007			<0.005		
6/20/2008	<0.01	<0.005	<0.005	<0.01	
12/7/2008	<0.01	<0.005	<0.005	<0.01	
7/9/2009	<0.01				
7/10/2009		<0.005	<0.005	<0.01	
12/28/2009	<0.01			<0.01	
12/29/2009		<0.005	0.0071		
6/22/2010	<0.01	<0.005	<0.005	<0.01	
1/4/2011	<0.01	<0.005		<0.01	
1/5/2011			<0.005		
7/9/2011	<0.01		0.0037	0.0039	
7/10/2011		<0.005			
1/19/2012		<0.005			
1/20/2012				<0.01	
1/21/2012	<0.01	<0.005	0.0062		
7/11/2012	0.0013	<0.005	0.007	0.012 (O)	
1/19/2013			<0.005	<0.01	
1/20/2013	0.0013	<0.005			
7/18/2013				<0.01	
7/19/2013	0.0015	<0.005	<0.005		
7/20/2013		<0.005			
1/15/2014	0.0017		0.0028	0.005	
1/16/2014		<0.005			
7/10/2014		<0.005			
7/11/2014	0.0018		<0.005	0.00079 (J)	
1/15/2015				0.00069 (J)	
1/16/2015	0.0019	<0.005	0.0048		
6/19/2015				0.0007 (J)	
6/20/2015	0.002	0.0006 (J)	<0.005		
12/8/2015					0.00084 (J)
12/15/2015					0.00063 (J)
12/28/2015					0.00071 (J)
1/14/2016			<0.005		<0.005
1/16/2016	0.0015	<0.005		0.00061 (J)	
1/26/2016					<0.005
4/19/2016					<0.005
4/20/2016	<0.01		<0.005	<0.01	

ND substitution: RL or RL/2 if <15% NDs.

Time Series

Constituent: Cobalt (mg/L) Analysis Run 1/6/2026 11:19 AM

Plant McIntosh Client: Southern Company Data: McIntosh LF 4

	GWC-1	GWC-10	GWC-11	GWC-12	GWC-19
4/21/2016		<0.005			
6/15/2016	0.0015 (J)		0.00011 (J)	0.00051 (J)	
6/16/2016		1E-05 (J)			6.7E-05 (J)
8/10/2016	0.0016 (J)	<0.005	<0.005	0.00052 (J)	<0.005
9/27/2016	0.0016 (J)	<0.005	<0.005	0.00077 (J)	
9/28/2016					<0.005
11/15/2016	0.0015 (J)	<0.005	<0.005	0.00055 (J)	<0.005
1/12/2017	0.0016 (J)	<0.005	<0.005	0.0005 (J)	
1/16/2017					<0.005
3/1/2017	0.0021 (J)	<0.005	<0.005	0.00079 (J)	<0.005
4/20/2017	0.0018 (J)			0.00056 (J)	
4/24/2017		<0.005	<0.005		
4/25/2017					<0.005
7/19/2017	0.0015 (J)				
7/20/2017				0.00051 (J)	
7/24/2017		<0.005	<0.005		
7/25/2017					<0.005
1/11/2018	0.0019 (J)	<0.005	<0.005	0.0006 (J)	
1/12/2018					<0.005
7/11/2018					<0.005
7/12/2018	0.0018 (J)	<0.005	<0.005	0.00056 (J)	
1/29/2019					<0.005
1/30/2019	0.0016 (J)	<0.005	<0.005	0.0006 (J)	
3/27/2019	0.0017 (J)	<0.005	<0.005	0.00051 (J)	<0.005
9/11/2019	0.002	0.0001 (J)	<0.005	0.00067	9.9E-05 (J)
4/1/2020	0.0016 (J)	<0.005		0.00051 (J)	<0.005
4/2/2020			<0.005		
9/15/2020	0.0014 (J)	<0.005	<0.005		
9/16/2020				0.00023 (J)	<0.005
3/16/2021	0.0017 (J)	<0.005		0.00058 (J)	<0.005
3/17/2021			0.00016 (J)		
8/18/2021	0.0018 (J)	<0.005	<0.005	0.00065 (J)	
8/19/2021					<0.005
2/23/2022	0.0017 (J)	<0.005	<0.005	0.00049 (J)	<0.005
8/2/2022			<0.005		
8/3/2022	0.00034 (J)	<0.005		0.00068 (J)	<0.005
2/7/2023	0.0016 (J)			0.00058 (J)	
2/8/2023		<0.005	<0.005		<0.005
8/2/2023	0.0016 (J)	<0.005	<0.005	0.00055 (J)	<0.005
2/7/2024	0.0015 (J)	<0.005	<0.005		<0.005
2/8/2024				0.00062 (J)	
8/14/2024	0.0016 (J)	<0.005	<0.005	0.00066 (J)	<0.005
2/4/2025		<0.005			<0.005
2/5/2025	0.0013 (J)		<0.005	0.00057 (J)	
8/5/2025					<0.005
8/6/2025	0.0013 (J)	<0.005	<0.005	0.00047 (J)	

ND substitution: RL or RL/2 if <15% NDs.

Time Series

Constituent: Cobalt (mg/L) Analysis Run 1/6/2026 11:19 AM

Plant McIntosh Client: Southern Company Data: McIntosh LF 4

	GWC-20	GWC-21	GWC-23	GWC-9
8/25/2004				<0.0025
9/11/2004				<0.0025
9/26/2004				<0.0025
10/13/2004				<0.0025
7/12/2005				<0.0025
12/8/2005				<0.0025
6/25/2006				<0.0025
11/29/2006				<0.0025
6/20/2007				<0.0025
7/6/2007				<0.0025
12/13/2007				<0.0025
6/20/2008				<0.0025
12/7/2008				<0.0025
7/9/2009				<0.0025
12/29/2009				<0.0025
6/22/2010				<0.0025
1/5/2011				<0.0025
7/9/2011				<0.0025
1/21/2012				<0.0025
7/11/2012				0.0013
1/19/2013				0.0055
7/18/2013				<0.0025
1/15/2014				0.00052 (J)
7/10/2014				0.00055 (J)
1/16/2015				<0.0025
6/20/2015				0.00052 (J)
12/9/2015	0.0055	0.0013		
12/14/2015	0.0073	0.0014		
12/29/2015	0.0076	0.0018		
1/14/2016	0.0056	0.0018		0.00051 (J)
1/25/2016	0.0061	0.0019		
4/19/2016				<0.0025
4/21/2016	0.00468 (J)	<0.01		
6/15/2016				0.00052 (J)
6/16/2016	0.0032 (J)	0.0021 (J)	0.0019 (J)	
8/10/2016	0.0025	0.0015 (J)	0.0051	0.0006 (J)
9/27/2016	0.0023 (J)	0.015 (O)		0.00063 (J)
9/28/2016			0.0058	
11/15/2016	0.0019 (J)	0.0017 (J)		0.00053 (J)
11/16/2016			0.0063	
1/12/2017		0.0014 (J)		
1/13/2017	0.0017 (J)			0.00052 (J)
1/17/2017			0.0057	
3/1/2017	0.0021 (J)	0.0019 (J)		0.00084 (J)
3/2/2017			0.0095	
4/24/2017		0.0015 (J)		0.00055 (J)
4/25/2017	0.0016 (J)		0.0078	
7/13/2017			0.0061	
7/24/2017				0.00058 (J)
7/25/2017	0.0016 (J)	0.0014 (J)	0.0074	
1/11/2018		0.0013 (J)		
1/12/2018	0.0014 (J)		0.0072	0.00054 (J)

ND substitution: RL or RL/2 if <15% NDs.

Time Series

Constituent: Cobalt (mg/L) Analysis Run 1/6/2026 11:19 AM

Plant McIntosh Client: Southern Company Data: McIntosh LF 4

	GWC-20	GWC-21	GWC-23	GWC-9
7/11/2018	0.0013 (J)	0.0012 (J)		
7/12/2018			0.0077	0.00072 (J)
1/29/2019	0.00084 (J)			
1/30/2019		0.00099 (J)	0.0061	0.00066 (J)
3/27/2019	0.0012 (J)	0.001 (J)	0.006	0.00051 (J)
9/11/2019	0.0014	0.0012	0.0059	0.00083
4/1/2020	0.00094 (J)	0.00088 (J)	0.0037	0.00042 (J)
9/15/2020	0.00097 (J)	0.00088 (J)	0.0032	
9/16/2020				0.00037 (J)
3/16/2021	0.0009 (J)			
3/17/2021		0.00092 (J)	0.0035	0.00092 (J)
8/19/2021	0.00088 (J)	0.00077 (J)	0.0025	0.00063 (J)
2/22/2022	0.0009 (J)			
2/23/2022		0.00079 (J)	0.0026	0.00064 (J)
8/3/2022	0.00091 (J)			0.00034 (J)
8/4/2022		0.00083 (J)	0.0016 (J)	
2/8/2023	0.00075 (J)	0.00077 (J)	0.0014 (J)	<0.0025
8/2/2023	0.00082 (J)			<0.0025
8/3/2023		0.0007 (J)	0.00045 (J)	
2/7/2024	0.00078 (J)	0.0008 (J)	0.0012 (J)	<0.0025
8/14/2024	0.00072 (J)	0.00079 (J)	0.0013 (J)	<0.0025
2/5/2025	0.00067 (J)	0.00077 (J)	0.00095 (J)	0.00039 (J)
8/5/2025	0.00062 (J)	0.0007 (J)		
8/6/2025			0.001 (J)	0.00041 (J)

ND substitution: RL or RL/2 if <15% NDs.

Time Series

Constituent: Copper (mg/L) Analysis Run 1/6/2026 11:19 AM

Plant McIntosh Client: Southern Company Data: McIntosh LF 4

	GWA-2 (bg)	GWA-3 (bg)	GWA-4A (bg)	GWA-5 (bg)	GWA-13 (bg)
8/25/2004	<0.002	<0.002	0.0023	<0.002	
9/11/2004	0.003	<0.002	<0.002	<0.002	
9/26/2004	<0.002	0.0029	<0.002	<0.002	
10/13/2004	<0.002	<0.002	<0.002	<0.002	
7/11/2005	<0.002	<0.002			
7/12/2005			<0.002	<0.002	
12/7/2005	<0.002	<0.002			
12/8/2005			<0.002	<0.002	
6/23/2006	<0.002	0.0026			
6/24/2006			<0.002	<0.002	
11/28/2006	<0.002	<0.002	<0.002	<0.002	
6/19/2007	<0.002	0.0034	<0.002	<0.002	
7/6/2007	<0.002	0.0034		<0.002	
12/13/2007	<0.002	<0.002	<0.002		
12/14/2007				<0.002	
6/20/2008	<0.002	<0.002	<0.002	<0.002	
12/7/2008	<0.002	<0.002	<0.002	<0.002	
7/9/2009	<0.002	<0.002	<0.002	<0.002	
12/28/2009	<0.002	<0.002			
12/29/2009				<0.002	
12/30/2009			<0.002		
6/22/2010	<0.002	<0.002	<0.002	<0.002	<0.002
1/4/2011	<0.002		<0.002	<0.002	
1/5/2011		0.014 (O)			
7/9/2011	<0.002	<0.002		<0.002	
7/10/2011			<0.002		
1/20/2012		<0.002			<0.002
1/21/2012	<0.002		<0.002	<0.002	
7/11/2012	<0.002	<0.002	<0.002	<0.002	
1/19/2013		<0.002		<0.002	
1/20/2013	<0.002		<0.002		
7/18/2013		<0.002		<0.002	
7/19/2013	<0.002		<0.002		
1/15/2014	<0.002	<0.002		<0.002	
1/16/2014			<0.002		
7/10/2014			<0.002	<0.002	
7/11/2014	<0.002	<0.002			
1/15/2015		<0.002		<0.002	
1/16/2015	<0.002		<0.002		
6/19/2015		<0.002		<0.002	
6/20/2015	<0.002		<0.002		
12/7/2015					<0.002
12/15/2015					<0.002
12/29/2015					<0.002
1/13/2016					<0.002
1/14/2016			<0.002	0.00084 (J)	
1/16/2016	<0.002	<0.002			
1/25/2016					<0.002
6/14/2016	<0.002	<0.002	<0.002	0.0021 (J)	<0.002
1/10/2017	<0.002	<0.002	<0.002		
1/11/2017				<0.002	
1/12/2017					<0.002

ND substitution: RL or RL/2 if <15% NDs.

Time Series

Constituent: Copper (mg/L) Analysis Run 1/6/2026 11:19 AM

Plant McIntosh Client: Southern Company Data: McIntosh LF 4

	GWA-2 (bg)	GWA-3 (bg)	GWA-4A (bg)	GWA-5 (bg)	GWA-13 (bg)
7/17/2017	<0.002				
7/18/2017		<0.002	<0.002	<0.002	<0.002
1/10/2018	<0.002	<0.002	<0.002	<0.002	<0.002
7/11/2018	<0.002	<0.002	<0.002	<0.002	<0.002
1/29/2019	<0.002	<0.002	<0.002	<0.002	<0.002
3/26/2019			0.0021 (J)	<0.002	<0.002
3/27/2019	<0.002	<0.002			
9/10/2019			0.0016 (J)	<0.002	0.00066 (J)
9/11/2019	<0.002	0.00092 (J)			
3/31/2020			0.0051	<0.002	<0.002
4/1/2020	<0.002	<0.002			
9/15/2020	<0.002	0.00095 (J)		<0.002	<0.002
9/16/2020			0.00079 (J)		
3/16/2021	<0.002	<0.002			<0.002
3/17/2021			0.0012 (J)	<0.002	
8/17/2021	<0.002	<0.002			
8/18/2021					<0.002
8/19/2021			0.00087 (J)	<0.002	
2/22/2022	<0.002	<0.002		<0.002	<0.002
2/23/2022			0.0012 (J)		
8/2/2022	<0.002	<0.002		<0.002	<0.002
8/3/2022			<0.002		
2/6/2023					<0.002
2/7/2023	<0.002	<0.002	<0.002	<0.002	
8/1/2023	<0.002		<0.002	<0.002	<0.002
8/2/2023		<0.002			
2/6/2024	<0.002	<0.002	<0.002	<0.002	<0.002
8/13/2024		<0.002	<0.002	<0.002	<0.002
8/15/2024	<0.002				
2/3/2025			<0.002		
2/4/2025	<0.002	<0.002		<0.002	<0.002
8/5/2025	0.0024		<0.002	<0.002	0.0011 (J)
8/6/2025		<0.002			

ND substitution: RL or RL/2 if <15% NDs.

Time Series

Constituent: Copper (mg/L) Analysis Run 1/6/2026 11:19 AM

Plant McIntosh Client: Southern Company Data: McIntosh LF 4

	GWA-14 (bg)	GWA-15 (bg)	GWA-16 (bg)	GWC-17 (bg)	GWC-18 (bg)
1/20/2012				<0.002	
1/21/2012					<0.002
7/12/2012	<0.002				
12/7/2015	<0.002	0.00084 (J)	0.001 (J)		
12/8/2015				0.0021 (J)	<0.002
12/14/2015			<0.002	0.0018 (J)	0.00096 (J)
12/15/2015	<0.002	<0.002			
12/28/2015		<0.002	<0.002	<0.002	<0.002
12/29/2015	<0.002				
1/13/2016	<0.002	<0.002	<0.002	<0.002	
1/14/2016					<0.002
1/25/2016	0.0014 (J)	<0.002	0.00081 (J)		
1/26/2016				<0.002	<0.002
6/14/2016	<0.002				
6/15/2016		<0.002	<0.002	<0.002	
6/16/2016					0.00068 (J)
1/11/2017	<0.002	<0.002	<0.002	<0.002	<0.002
7/19/2017	<0.002	<0.002	<0.002	<0.002	
7/25/2017					<0.002
1/11/2018	<0.002	<0.002	<0.002	<0.002	
1/12/2018					<0.002
7/11/2018	<0.002	<0.002	<0.002	<0.002	<0.002
1/29/2019	<0.002	<0.002	<0.002	<0.002	
1/30/2019					0.0021 (J)
3/26/2019	<0.002	<0.002	<0.002		
3/27/2019				<0.002	<0.002
9/10/2019	0.00076 (J)		<0.002		
9/11/2019		<0.002		0.0012 (J)	0.0011 (J)
4/1/2020	<0.002	<0.002	<0.002	<0.002	<0.002
9/15/2020	<0.002	<0.002	<0.002	<0.002	<0.002
3/16/2021	<0.002		<0.002	<0.002	
3/17/2021		<0.002			0.001 (J)
8/17/2021	<0.002		<0.002		
8/19/2021		<0.002		<0.002	0.00089 (J)
2/22/2022	<0.002	<0.002	<0.002	<0.002	
2/23/2022					<0.002
8/2/2022	<0.002	<0.002	<0.002	<0.002	<0.002
2/7/2023	<0.002	<0.002	<0.002		<0.002
2/8/2023				<0.002	
8/1/2023		<0.002	<0.002		
8/2/2023	<0.002			<0.002	0.0013 (J)
2/6/2024	<0.002	<0.002	<0.002	<0.002	
2/7/2024					<0.002
8/13/2024	<0.002	<0.002	<0.002	<0.002	
8/14/2024					<0.002
2/4/2025	<0.002	<0.002	<0.002	<0.002	
2/5/2025					<0.002
8/4/2025	<0.002				
8/5/2025		<0.002	<0.002	<0.002	
8/6/2025					0.0007 (J)

ND substitution: RL or RL/2 if <15% NDs.

Time Series

Constituent: Copper (mg/L) Analysis Run 1/6/2026 11:19 AM

Plant McIntosh Client: Southern Company Data: McIntosh LF 4

	GWC-1	GWC-10	GWC-11	GWC-12	GWC-19
8/25/2004	<0.002	<0.002	<0.002	<0.002	
9/11/2004	<0.002	<0.002	<0.002	<0.002	
9/26/2004	<0.002	<0.002	<0.002	<0.002	
10/13/2004		<0.002	<0.002	<0.002	
7/11/2005	<0.002			<0.002	
7/12/2005		<0.002	<0.002		
12/7/2005	<0.002	<0.002	<0.002	<0.002	
6/24/2006	<0.002	<0.002		<0.002	
6/25/2006			<0.002		
11/28/2006			0.0027	<0.002	
11/29/2006	<0.002	<0.002			
6/20/2007	<0.002	<0.002		<0.002	
6/21/2007			<0.002		
7/6/2007	<0.002	<0.002	<0.002	<0.002	
12/13/2007	<0.002	<0.002		<0.002	
12/14/2007			<0.002		
6/20/2008	<0.002	<0.002	<0.002	<0.002	
12/7/2008	<0.002	<0.002	<0.002	<0.002	
7/9/2009	<0.002				
7/10/2009		<0.002	<0.002	<0.002	
12/28/2009	<0.002			<0.002	
12/29/2009		<0.002	<0.002		
6/22/2010	<0.002	<0.002	<0.002	<0.002	
1/4/2011	<0.002	<0.002		<0.002	
1/5/2011			<0.002		
7/9/2011	<0.002		<0.002	<0.002	
7/10/2011		<0.002			
1/19/2012		<0.002			
1/20/2012				<0.002	
1/21/2012	<0.002	<0.002	<0.002		
7/11/2012	<0.002	<0.002	<0.002	<0.002	
1/19/2013			<0.002	<0.002	
1/20/2013	<0.002	<0.002			
7/18/2013				<0.002	
7/19/2013	<0.002	<0.002	<0.002		
7/20/2013		<0.002			
1/15/2014	<0.002		<0.002	<0.002	
1/16/2014		<0.002			
7/10/2014		<0.002			
7/11/2014	<0.002		0.0014 (J)	<0.002	
1/15/2015				<0.002	
1/16/2015	<0.002	<0.002	<0.002		
6/19/2015				<0.002	
6/20/2015	<0.002	<0.002	<0.002		
12/8/2015					<0.002
12/15/2015					<0.002
12/28/2015					<0.002
1/14/2016			<0.002		<0.002
1/16/2016	<0.002	<0.002		<0.002	
1/26/2016					<0.002
6/15/2016	<0.002		<0.002	<0.002	
6/16/2016		<0.002			0.00024 (J)

ND substitution: RL or RL/2 if <15% NDs.

Time Series

Constituent: Copper (mg/L) Analysis Run 1/6/2026 11:19 AM

Plant McIntosh Client: Southern Company Data: McIntosh LF 4

	GWC-1	GWC-10	GWC-11	GWC-12	GWC-19
1/12/2017	<0.002	<0.002	<0.002	<0.002	
1/16/2017					<0.002
7/19/2017	<0.002				
7/20/2017				<0.002	
7/24/2017		<0.002	<0.002		
7/25/2017					<0.002
1/11/2018	<0.002	<0.002	<0.002	<0.002	
1/12/2018					<0.002
7/11/2018					<0.002
7/12/2018	<0.002	<0.002	<0.002	<0.002	
1/29/2019					<0.002
1/30/2019	<0.002	<0.002	<0.002	<0.002	
3/27/2019	<0.002	<0.002	<0.002	<0.002	<0.002
9/11/2019	0.001 (J)	<0.002	<0.002	0.00069 (J)	0.00085 (J)
4/1/2020	<0.002	<0.002		<0.002	<0.002
4/2/2020			0.0013 (J)		
9/15/2020	<0.002	<0.002	<0.002		
9/16/2020				<0.002	<0.002
3/16/2021	<0.002	<0.002		<0.002	<0.002
3/17/2021			0.0019 (J)		
8/18/2021	<0.002	<0.002	<0.002	0.00096 (J)	
8/19/2021					<0.002
2/23/2022	<0.002	<0.002	<0.002	<0.002	<0.002
8/2/2022			<0.002		
8/3/2022	<0.002	<0.002		<0.002	<0.002
2/7/2023	<0.002			<0.002	
2/8/2023		<0.002	<0.002		<0.002
8/2/2023	<0.002	<0.002	<0.002	<0.002	<0.002
2/7/2024	<0.002	<0.002	<0.002		<0.002
2/8/2024				<0.002	
8/14/2024	<0.002	<0.002	<0.002	<0.002	<0.002
2/4/2025		<0.002			<0.002
2/5/2025	<0.002		<0.002	<0.002	
8/5/2025					<0.002
8/6/2025	<0.002	<0.002	<0.002	<0.002	

ND substitution: RL or RL/2 if <15% NDs.

Time Series

Constituent: Copper (mg/L) Analysis Run 1/6/2026 11:19 AM

Plant McIntosh Client: Southern Company Data: McIntosh LF 4

	GWC-20	GWC-21	GWC-23	GWC-9
8/25/2004				<0.002
9/11/2004				<0.002
9/26/2004				0.0021
10/13/2004				<0.002
7/12/2005				<0.002
12/8/2005				<0.002
6/25/2006				<0.002
11/29/2006				<0.002
6/20/2007				<0.002
7/6/2007				<0.002
12/13/2007				<0.002
6/20/2008				<0.002
12/7/2008				<0.002
7/9/2009				<0.002
12/29/2009				<0.002
6/22/2010				<0.002
1/5/2011				<0.002
7/9/2011				<0.002
1/21/2012				<0.002
7/11/2012				<0.002
1/19/2013				<0.002
7/18/2013				<0.002
1/15/2014				<0.002
7/10/2014				<0.002
1/16/2015				<0.002
6/20/2015				<0.002
12/9/2015	<0.002	<0.002		
12/14/2015	<0.002	<0.002		
12/29/2015	<0.002	0.00082 (J)		
1/14/2016	<0.002	0.0064 (O)		<0.002
1/25/2016	<0.002	<0.002		
6/15/2016				<0.002
6/16/2016	0.00032 (J)	0.00042 (J)	0.0011 (J)	
1/12/2017		<0.002		
1/13/2017	<0.002			<0.002
1/17/2017			<0.002	
7/24/2017				<0.002
7/25/2017	<0.002	<0.002	<0.002	
1/11/2018		<0.002		
1/12/2018	<0.002		<0.002	<0.002
7/11/2018	<0.002	<0.002		
7/12/2018			<0.002	<0.002
1/29/2019	<0.002			
1/30/2019		<0.002	<0.002	0.002 (J)
3/27/2019	<0.002	<0.002	<0.002	<0.002
9/11/2019	0.0012 (J)	0.00066 (J)	0.00092 (J)	0.00092 (J)
4/1/2020	<0.002	<0.002	<0.002	<0.002
9/15/2020	<0.002	<0.002	<0.002	
9/16/2020				<0.002
3/16/2021	<0.002			
3/17/2021		<0.002	<0.002	<0.002
8/19/2021	<0.002	<0.002	0.0013 (J)	<0.002

ND substitution: RL or RL/2 if <15% NDs.

Time Series

Constituent: Copper (mg/L) Analysis Run 1/6/2026 11:19 AM

Plant McIntosh Client: Southern Company Data: McIntosh LF 4

	GWC-20	GWC-21	GWC-23	GWC-9
2/22/2022	<0.002			
2/23/2022		<0.002	<0.002	<0.002
8/3/2022	<0.002			<0.002
8/4/2022		<0.002	<0.002	
2/8/2023	<0.002	<0.002	<0.002	<0.002
8/2/2023	<0.002			<0.002
8/3/2023		<0.002	<0.002	
2/7/2024	<0.002	<0.002	<0.002	<0.002
8/14/2024	<0.002	<0.002	<0.002	<0.002
2/5/2025	<0.002	<0.002	<0.002	<0.002
8/5/2025	0.001 (J)	0.00086 (J)		
8/6/2025			<0.002	<0.002

ND substitution: RL or RL/2 if <15% NDs.

Time Series

Constituent: Fluoride (mg/L) Analysis Run 1/6/2026 11:19 AM

Plant McIntosh Client: Southern Company Data: McIntosh LF 4

	GWA-2 (bg)	GWA-3 (bg)	GWA-4A (bg)	GWA-5 (bg)	GWA-13 (bg)
4/19/2016	0.03 (J)	0.022 (J)			
4/20/2016			0.028 (J)	0.032 (J)	0.018 (J)
6/14/2016	0.02 (J)	<0.2	<0.1	<0.1	<0.1
8/9/2016	<0.1	<0.2		<0.1	<0.1
8/11/2016			<0.1		
9/26/2016	<0.1				
9/27/2016		<0.2	<0.1	<0.1	<0.1
11/14/2016		<0.2	<0.1		
11/15/2016	<0.1			<0.1	<0.1
1/10/2017	<0.1	<0.2	<0.1		
1/11/2017				<0.1	
1/12/2017					<0.1
2/28/2017	0.11 (J)	0.1 (J)	0.1 (J)	0.11 (J)	0.097 (J)
4/19/2017	<0.1	<0.2			
4/20/2017			<0.1	<0.1	<0.1
10/10/2017	<0.1		<0.1		
10/11/2017		<0.2		<0.1	<0.1
1/10/2018	<0.1	<0.2	<0.1	<0.1	<0.1
7/11/2018	<0.1	<0.2	<0.1	<0.1	<0.1
1/29/2019	<0.1	<0.2	<0.1	<0.1	<0.1
3/26/2019			<0.1	0.028 (J)	<0.1
3/27/2019	<0.1	<0.2			
9/10/2019			0.044 (J)	0.037 (J)	0.034 (J)
9/11/2019	0.037 (J)	0.033 (J)			
3/31/2020			0.043 (J)	0.061 (J)	0.046 (J)
4/1/2020	<0.1	<0.2			
9/15/2020	0.029 (J)	<0.2		<0.1	<0.1
9/16/2020			<0.1		
3/16/2021	0.033 (J)	<0.2			<0.1
3/17/2021			<0.1	0.026 (J)	
8/17/2021	0.073 (J)	0.043 (J)			
8/18/2021					<0.1
8/19/2021			<0.1	0.035 (J)	
2/22/2022	<0.1	<0.2		<0.1	<0.1
2/23/2022			<0.1		
8/2/2022	<0.1	<0.2		<0.1	<0.1
8/3/2022			<0.1		
2/6/2023					<0.1
2/7/2023	0.048 (J)	<0.2	<0.1	<0.1	
8/1/2023	0.04 (J)		<0.1	<0.1	<0.1
8/2/2023		<0.2			
2/6/2024	0.083 (J)	0.046 (J)	0.042 (J)	0.04 (J)	0.041 (J)
8/13/2024		<0.2	<0.1	<0.1	<0.1
8/15/2024	<0.1				
2/3/2025			<0.1		
2/4/2025	<0.1	<0.2		<0.1	<0.1
8/5/2025	0.12 (J)		0.17 (J)	0.12 (J)	0.095 (J)
8/6/2025		<0.2			

ND substitution: RL or RL/2 if <15% NDs.

Time Series

Constituent: Fluoride (mg/L) Analysis Run 1/6/2026 11:19 AM

Plant McIntosh Client: Southern Company Data: McIntosh LF 4

	GWA-14 (bg)	GWA-15 (bg)	GWA-16 (bg)	GWC-17 (bg)	GWC-18 (bg)
4/19/2016					0.706
4/20/2016	0.021 (J)		0.022 (J)	0.147 (J)	
4/21/2016		0.019 (J)			
6/14/2016	<0.1				
6/15/2016		<0.1	<0.1	0.1 (J)	
6/16/2016					0.56
8/9/2016	<0.1	<0.1	<0.1	0.16 (J)	
8/11/2016					0.74
9/27/2016	<0.1	<0.1	<0.1	0.14 (J)	
9/28/2016					0.7
11/15/2016	<0.1	<0.1	<0.1	0.16 (J)	
11/16/2016					0.71
1/11/2017	<0.1	<0.1	<0.1	0.16 (J)	0.51
2/28/2017	0.1 (J)	0.1 (J)			
3/1/2017			0.1 (J)	0.22	0.61
4/20/2017	<0.1	<0.1	<0.1	0.12 (J)	
4/25/2017					0.65
10/11/2017	<0.1	<0.1	<0.1	0.11 (J)	
10/12/2017					0.6
12/13/2017					0.61
1/11/2018	<0.1	<0.1	<0.1	0.12 (J)	
1/12/2018					0.55
7/11/2018	<0.1	<0.1	<0.1	0.13 (J)	0.59
1/29/2019	<0.1	<0.1	<0.1	0.13 (J)	
1/30/2019					0.65
3/26/2019	<0.1	<0.1	<0.1		
3/27/2019				0.1 (J)	0.49
9/10/2019	0.032 (J)		0.035 (J)		
9/11/2019		0.032 (J)		0.099 (J)	0.47
4/1/2020	0.048 (J)	0.05 (J)	<0.1	0.15	0.59
9/15/2020	<0.1	<0.1	<0.1	0.099 (J)	0.49
3/16/2021	<0.1		<0.1	0.13	
3/17/2021		<0.1			0.54
8/17/2021	0.045 (J)		0.072 (J)		
8/19/2021		0.035 (J)		0.15	0.62
2/22/2022	<0.1	<0.1	<0.1	0.062 (J)	
2/23/2022					0.66
8/2/2022	<0.1	<0.1	<0.1	0.12	0.54
2/7/2023	<0.1	<0.1	<0.1		0.53
2/8/2023				0.13	
8/1/2023		<0.1	<0.1		
8/2/2023	<0.1			0.17	0.54
2/6/2024	<0.1	<0.1	<0.1	0.15	
2/7/2024					0.53
8/13/2024	<0.1	<0.1	<0.1	0.063 (J)	
8/14/2024					0.43
2/4/2025	<0.1	<0.1	<0.1	<0.1	
2/5/2025					0.38
8/4/2025	0.17 (J)				
8/5/2025		0.095 (J)	0.16 (J)	0.18 (J)	
8/6/2025					0.55

ND substitution: RL or RL/2 if <15% NDs.

Time Series

Constituent: Fluoride (mg/L) Analysis Run 1/6/2026 11:19 AM

Plant McIntosh Client: Southern Company Data: McIntosh LF 4

	GWC-1	GWC-10	GWC-11	GWC-12	GWC-19
4/19/2016					0.122 (J)
4/20/2016	0.04 (J)		0.383	0.026 (J)	
4/21/2016		0.217 (J)			
6/15/2016	<0.2		0.28 (J)	<0.2	
6/16/2016		0.13 (J)			0.08 (J)
8/10/2016	<0.2	0.21	0.42	<0.2	0.14 (J)
9/27/2016	<0.2	0.17 (J)	0.39	<0.2	
9/28/2016					0.11 (J)
11/15/2016	<0.2	0.22	0.43	<0.2	0.13 (J)
1/12/2017	<0.2	0.12 (J)	0.41	<0.2	
1/16/2017					0.11 (J)
3/1/2017	0.11 (J)	0.25	0.39	0.11 (J)	0.18 (J)
4/20/2017	<0.2			<0.2	
4/24/2017		0.18 (J)	0.37		
4/25/2017					0.087 (J)
10/11/2017	<0.2		0.39		
10/12/2017		0.18 (J)		<0.2	0.087 (J)
12/13/2017			0.48		
1/11/2018	<0.2	0.15 (J)	0.31	<0.2	
1/12/2018					0.083 (J)
7/11/2018					0.091 (J)
7/12/2018	<0.2	0.13 (J)	0.25	<0.2	
1/29/2019					0.074 (J)
1/30/2019	0.04 (J)	0.23	0.35	<0.2	
3/27/2019	0.029 (J)	0.12 (J)	0.24	<0.2	0.072 (J)
9/11/2019	0.036 (J)	0.1	0.26	0.036 (J)	0.08 (J)
4/1/2020	<0.2	0.26		<0.2	0.11
4/2/2020			0.26		
9/15/2020	<0.2	0.11	0.21		
9/16/2020				<0.2	0.076 (J)
3/16/2021	<0.2	0.18		<0.2	0.092 (J)
3/17/2021			0.28		
8/18/2021	<0.2	0.081 (J)	0.35	<0.2	
8/19/2021					0.11
2/23/2022	<0.2	0.13	0.36	0.043 (J)	0.11
8/2/2022			0.28		
8/3/2022	<0.2	0.098 (J)		<0.2	0.096 (J)
2/7/2023	<0.2			<0.2	
2/8/2023		0.1	0.31		0.1
8/2/2023	<0.2	0.13	0.3	<0.2	0.13
2/7/2024	0.042 (J)	0.13	0.31		0.11
2/8/2024				<0.2	
8/14/2024	<0.2	<0.1	0.18	<0.2	<0.1
2/4/2025		<0.1			<0.1
2/5/2025	<0.2		<0.1	<0.2	
8/5/2025					0.22
8/6/2025	<0.2	0.12 (J)	0.34	<0.2	

ND substitution: RL or RL/2 if <15% NDs.

Time Series

Constituent: Fluoride (mg/L) Analysis Run 1/6/2026 11:19 AM

Plant McIntosh Client: Southern Company Data: McIntosh LF 4

	GWC-20	GWC-21	GWC-23	GWC-9
4/19/2016				0.02 (J)
4/21/2016	0.06 (J)	0.022 (J)		
6/15/2016				<0.1
6/16/2016	<0.1	<0.1	0.04 (J)	
8/10/2016	<0.1	<0.1	<0.1	<0.1
9/27/2016	<0.1	<0.1		<0.1
9/28/2016			0.097 (J)	
11/15/2016	<0.1	<0.1		<0.1
11/16/2016			0.092 (J)	
1/12/2017		<0.1		
1/13/2017	0.083 (J)			<0.1
1/17/2017			<0.1	
3/1/2017	0.12 (J)	0.1 (J)		0.1 (J)
3/2/2017			0.12 (J)	
4/24/2017		<0.1		<0.1
4/25/2017	<0.1		<0.1	
7/13/2017			<0.1	
10/12/2017	<0.1	<0.1	<0.1	<0.1
1/11/2018		<0.1		
1/12/2018	<0.1		<0.1	<0.1
7/11/2018	<0.1	<0.1		
7/12/2018			<0.1	<0.1
1/29/2019	0.031 (J)			
1/30/2019		<0.1	<0.1	<0.1
3/27/2019	0.034 (J)	<0.1	0.027 (J)	<0.1
9/11/2019	0.045 (J)	0.032 (J)	0.041 (J)	0.034 (J)
4/1/2020	0.082 (J)	0.04 (J)	0.05 (J)	0.051 (J)
9/15/2020	0.032 (J)	<0.1	0.028 (J)	
9/16/2020				<0.1
3/16/2021	0.04 (J)			
3/17/2021		<0.1	<0.1	0.035 (J)
8/19/2021	0.044 (J)	<0.1	<0.1	0.064 (J)
2/22/2022	0.033 (J)			
2/23/2022		0.037 (J)	0.03 (J)	0.049 (J)
8/3/2022	0.052 (J)			0.059 (J)
8/4/2022		<0.1	<0.1	
2/8/2023	0.052 (J)	<0.1	<0.1	0.061 (J)
8/2/2023	0.05 (J)			0.086 (J)
8/3/2023		<0.1	0.063 (J)	
2/7/2024	0.056 (J)	<0.1	<0.1	0.073 (J)
8/14/2024	<0.1	<0.1	<0.1	<0.1
2/5/2025	<0.1	<0.1	<0.1	<0.1
8/5/2025	0.11 (J)	0.19 (J)		
8/6/2025			0.14 (J)	0.15 (J)

ND substitution: RL or RL/2 if <15% NDs.

Time Series

Constituent: Lead (mg/L) Analysis Run 1/6/2026 11:19 AM

Plant McIntosh Client: Southern Company Data: McIntosh LF 4

	GWA-2 (bg)	GWA-3 (bg)	GWA-4A (bg)	GWA-5 (bg)	GWA-13 (bg)
8/25/2004	<0.001	<0.001	<0.001	<0.001	
9/11/2004	<0.001	<0.001	<0.001	<0.001	
9/26/2004	<0.001	<0.001	<0.001	<0.001	
10/13/2004	<0.001	<0.001	<0.001	<0.001	
7/11/2005	<0.001	<0.001			
7/12/2005			<0.001	<0.001	
12/7/2005	<0.001	<0.001			
12/8/2005			<0.001	<0.001	
6/23/2006	<0.001	<0.001			
6/24/2006			<0.001	<0.001	
11/28/2006	<0.001	<0.001	<0.001	<0.001	
6/19/2007	<0.001	<0.001	<0.001	<0.001	
7/6/2007	<0.001	<0.001		<0.001	
12/13/2007	<0.001	<0.001	<0.001		
12/14/2007				<0.001	
6/20/2008	<0.001	<0.001	<0.001	<0.001	
12/7/2008	<0.001	<0.001	<0.001	<0.001	
7/9/2009	<0.001	<0.001	<0.001	<0.001	
12/28/2009	<0.001	<0.001			
12/29/2009				<0.001	
12/30/2009			<0.001		
6/22/2010	<0.001	<0.001	<0.001	<0.001	<0.001
1/4/2011	<0.001		<0.001	<0.001	
1/5/2011		0.014 (O)			
7/9/2011	<0.001	<0.001		<0.001	
7/10/2011			<0.001		
1/20/2012		<0.001			<0.001
1/21/2012	<0.001		<0.001	<0.001	
7/11/2012	<0.001	<0.001	<0.001	<0.001	
1/19/2013		<0.001		<0.001	
1/20/2013	<0.001		<0.001		
7/18/2013		<0.001		<0.001	
7/19/2013	<0.001		<0.001		
1/15/2014	<0.001	<0.001		<0.001	
1/16/2014			<0.001		
7/10/2014			<0.001	<0.001	
7/11/2014	<0.001	<0.001			
1/15/2015		<0.001		<0.001	
1/16/2015	<0.001		<0.001		
6/19/2015		<0.001		<0.001	
6/20/2015	<0.001		<0.001		
12/7/2015					<0.001
12/15/2015					<0.001
12/29/2015					<0.001
1/13/2016					<0.001
1/14/2016			<0.001	<0.001	
1/16/2016	<0.001	<0.001			
1/25/2016					<0.001
4/19/2016	<0.001	<0.001			
4/20/2016			<0.001	<0.001	<0.001
6/14/2016	<0.001	<0.001	<0.001	0.00019 (J)	<0.001
8/9/2016	<0.001	<0.001		<0.001	<0.001

ND substitution: RL or RL/2 if <15% NDs.

Time Series

Constituent: Lead (mg/L) Analysis Run 1/6/2026 11:19 AM

Plant McIntosh Client: Southern Company Data: McIntosh LF 4

	GWA-2 (bg)	GWA-3 (bg)	GWA-4A (bg)	GWA-5 (bg)	GWA-13 (bg)
8/11/2016			<0.001		
9/26/2016	<0.001				
9/27/2016		<0.001	<0.001	<0.001	<0.001
11/14/2016		<0.001	<0.001		
11/15/2016	<0.001			<0.001	<0.001
1/10/2017	<0.001	<0.001	<0.001		
1/11/2017				<0.001	
1/12/2017					<0.001
2/28/2017	<0.001	<0.001	<0.001	<0.001	<0.001
4/19/2017	<0.001	<0.001			
4/20/2017			<0.001	0.00041 (J)	<0.001
7/17/2017	<0.001				
7/18/2017		<0.001	<0.001	<0.001	<0.001
1/10/2018	<0.001	<0.001	<0.001	<0.001	<0.001
7/11/2018	<0.001	<0.001	<0.001	<0.001	<0.001
1/29/2019	0.00024 (J)	9.8E-05 (J)	0.00026 (J)	0.00011 (J)	0.00043 (J)
3/26/2019			<0.001	<0.001	<0.001
3/27/2019	<0.001	<0.001			
9/10/2019			0.00051 (J)	0.00074 (J)	0.00058 (J)
9/11/2019	<0.001	<0.001			
3/31/2020			0.00024 (J)	<0.001	<0.001
4/1/2020	<0.001	<0.001			
9/15/2020	<0.001	<0.001		<0.001	<0.001
9/16/2020			<0.001		
3/16/2021	<0.001	<0.001			<0.001
3/17/2021			<0.001	<0.001	
8/17/2021	0.00081 (J)	<0.001			
8/18/2021					<0.001
8/19/2021			<0.001	<0.001	
2/22/2022	0.0054	<0.001		<0.001	<0.001
2/23/2022			0.00019 (J)		
8/2/2022	0.00043 (J)	0.015		<0.001	<0.001
8/3/2022			0.0037		
2/6/2023					<0.001
2/7/2023	0.0015	<0.001	<0.001	<0.001	
8/1/2023	0.00088 (J)		<0.001	<0.001	<0.001
8/2/2023		<0.001			
2/6/2024	0.0022	<0.001	<0.001	<0.001	<0.001
8/13/2024		<0.001	<0.001	<0.001	<0.001
8/15/2024	0.0007 (J)				
2/3/2025			<0.001		
2/4/2025	0.00083 (J)	<0.001		<0.001	<0.001
8/5/2025	<0.001		<0.001	<0.001	<0.001
8/6/2025		<0.001			

ND substitution: RL or RL/2 if <15% NDs.

Time Series

Constituent: Lead (mg/L) Analysis Run 1/6/2026 11:19 AM

Plant McIntosh Client: Southern Company Data: McIntosh LF 4

	GWA-14 (bg)	GWA-15 (bg)	GWA-16 (bg)	GWC-17 (bg)	GWC-18 (bg)
1/20/2012				<0.001	
1/21/2012					<0.001
7/12/2012	<0.001				
12/7/2015	<0.001	<0.001	<0.001		
12/8/2015				<0.001	<0.001
12/14/2015			<0.001	<0.001	<0.001
12/15/2015	<0.001	<0.001			
12/28/2015		<0.001	<0.001	<0.001	<0.001
12/29/2015	<0.001				
1/13/2016	<0.001	<0.001	<0.001	<0.001	
1/14/2016					<0.001
1/25/2016	<0.001	<0.001	<0.001		
1/26/2016				<0.001	<0.001
4/19/2016					<0.001
4/20/2016	<0.001		<0.001	<0.001	
4/21/2016		<0.001			
6/14/2016	<0.001				
6/15/2016		<0.001	<0.001	<0.001	
6/16/2016					0.00015 (J)
8/9/2016	<0.001	<0.001	<0.001	<0.001	
8/11/2016					<0.001
9/27/2016	<0.001	<0.001	<0.001	<0.001	
9/28/2016					<0.001
11/15/2016	<0.001	<0.001	<0.001	<0.001	
11/16/2016					<0.001
1/11/2017	<0.001	<0.001	<0.001	<0.001	<0.001
2/28/2017	<0.001	<0.001			
3/1/2017			<0.001	<0.001	<0.001
4/20/2017	<0.001	<0.001	<0.001	<0.001	
4/25/2017					<0.001
7/19/2017	<0.001	<0.001	<0.001	<0.001	
7/25/2017					<0.001
1/11/2018	<0.001	<0.001	<0.001	<0.001	
1/12/2018					<0.001
7/11/2018	<0.001	<0.001	<0.001	<0.001	<0.001
1/29/2019	0.00011 (J)	0.00014 (J)	0.00018 (J)	0.00016 (J)	
1/30/2019					0.00067 (J)
3/26/2019	<0.001	<0.001	<0.001		
3/27/2019				<0.001	<0.001
9/10/2019	0.00013 (J)		0.00013 (J)		
9/11/2019		<0.001		<0.001	0.00017 (J)
4/1/2020	<0.001	<0.001	<0.001	<0.001	<0.001
9/15/2020	<0.001	<0.001	0.00024 (J)	<0.001	<0.001
3/16/2021	<0.001		<0.001	<0.001	
3/17/2021		<0.001			0.00015 (J)
8/17/2021	0.00021 (J)		<0.001		
8/19/2021		<0.001		<0.001	0.00037 (J)
2/22/2022	<0.001	<0.001	<0.001	<0.001	
2/23/2022					0.00026 (J)
8/2/2022	<0.001	<0.001	<0.001	<0.001	0.00029 (J)
2/7/2023	<0.001	<0.001	<0.001		0.00035 (J)
2/8/2023				<0.001	

ND substitution: RL or RL/2 if <15% NDs.

Time Series

Constituent: Lead (mg/L) Analysis Run 1/6/2026 11:19 AM

Plant McIntosh Client: Southern Company Data: McIntosh LF 4

	GWA-14 (bg)	GWA-15 (bg)	GWA-16 (bg)	GWC-17 (bg)	GWC-18 (bg)
8/1/2023		<0.001	<0.001		
8/2/2023	<0.001			<0.001	<0.001
2/6/2024	<0.001	<0.001	0.00024 (J)	<0.001	
2/7/2024					<0.001
8/13/2024	<0.001	<0.001	<0.001	<0.001	
8/14/2024					<0.001
2/4/2025	<0.001	<0.001	<0.001	<0.001	
2/5/2025					<0.001
8/4/2025	<0.001				
8/5/2025		<0.001	<0.001	<0.001	
8/6/2025					<0.001

ND substitution: RL or RL/2 if <15% NDs.

Time Series

Constituent: Lead (mg/L) Analysis Run 1/6/2026 11:19 AM

Plant McIntosh Client: Southern Company Data: McIntosh LF 4

	GWC-1	GWC-10	GWC-11	GWC-12	GWC-19
8/25/2004	<0.001	<0.001	<0.001	<0.001	
9/11/2004	<0.001	<0.001	<0.001	<0.001	
9/26/2004	<0.001	<0.001	<0.001	<0.001	
10/13/2004		<0.001	<0.001	<0.001	
7/11/2005	<0.001			<0.001	
7/12/2005		<0.001	<0.001		
12/7/2005	<0.001	<0.001	<0.001	<0.001	
6/24/2006	<0.001	<0.001		<0.001	
6/25/2006			<0.001		
11/28/2006			<0.001	<0.001	
11/29/2006	<0.001	<0.001			
6/20/2007	<0.001	<0.001		<0.001	
6/21/2007			<0.001		
7/6/2007	<0.001	<0.001	<0.001	<0.001	
12/13/2007	<0.001	<0.001		<0.001	
12/14/2007			<0.001		
6/20/2008	<0.001	<0.001	<0.001	<0.001	
12/7/2008	<0.001	<0.001	<0.001	<0.001	
7/9/2009	<0.001				
7/10/2009		<0.001	<0.001	<0.001	
12/28/2009	<0.001			<0.001	
12/29/2009		<0.001	<0.001		
6/22/2010	<0.001	<0.001	<0.001	<0.001	
1/4/2011	<0.001	<0.001		<0.001	
1/5/2011			<0.001		
7/9/2011	<0.001		<0.001	<0.001	
7/10/2011		<0.001			
1/19/2012		<0.001			
1/20/2012				<0.001	
1/21/2012	<0.001	<0.001	<0.001		
7/11/2012	<0.001	<0.001	<0.001	<0.001	
1/19/2013			<0.001	<0.001	
1/20/2013	<0.001	<0.001			
7/18/2013				<0.001	
7/19/2013	<0.001	<0.001	<0.001		
7/20/2013		<0.001			
1/15/2014	<0.001		<0.001	<0.001	
1/16/2014		<0.001			
7/10/2014		<0.001			
7/11/2014	<0.001		<0.001	<0.001	
1/15/2015				<0.001	
1/16/2015	<0.001	<0.001	<0.001		
6/19/2015				<0.001	
6/20/2015	<0.001	<0.001	<0.001		
12/8/2015					<0.001
12/15/2015					<0.001
12/28/2015					<0.001
1/14/2016			<0.001		<0.001
1/16/2016	<0.001	<0.001		<0.001	
1/26/2016					<0.001
4/19/2016					<0.001
4/20/2016	<0.001		<0.001	<0.001	

ND substitution: RL or RL/2 if <15% NDs.

Time Series

Constituent: Lead (mg/L) Analysis Run 1/6/2026 11:19 AM

Plant McIntosh Client: Southern Company Data: McIntosh LF 4

	GWC-1	GWC-10	GWC-11	GWC-12	GWC-19
4/21/2016		<0.001			
6/15/2016	<0.001		0.0002 (J)	<0.001	
6/16/2016		<0.001			<0.001
8/10/2016	<0.001	<0.001	<0.001	<0.001	<0.001
9/27/2016	<0.001	<0.001	<0.001	<0.001	
9/28/2016					<0.001
11/15/2016	<0.001	<0.001	<0.001	<0.001	<0.001
1/12/2017	<0.001	<0.001	<0.001	<0.001	
1/16/2017					<0.001
3/1/2017	<0.001	<0.001	<0.001	<0.001	<0.001
4/20/2017	<0.001			<0.001	
4/24/2017		<0.001	0.00037 (J)		
4/25/2017					<0.001
7/19/2017	<0.001				
7/20/2017				<0.001	
7/24/2017		<0.001	<0.001		
7/25/2017					<0.001
1/11/2018	<0.001	<0.001	<0.001	<0.001	
1/12/2018					<0.001
7/11/2018					<0.001
7/12/2018	<0.001	<0.001	<0.001	<0.001	
1/29/2019					0.00011 (J)
1/30/2019	<0.001	<0.001	<0.001	<0.001	
3/27/2019	<0.001	<0.001	<0.001	<0.001	<0.001
9/11/2019	<0.001	<0.001	<0.001	<0.001	<0.001
4/1/2020	<0.001	<0.001		<0.001	<0.001
4/2/2020			0.00025 (J)		
9/15/2020	<0.001	<0.001	<0.001		
9/16/2020				<0.001	<0.001
3/16/2021	<0.001	<0.001		<0.001	<0.001
3/17/2021			0.00031 (J)		
8/18/2021	<0.001	<0.001	<0.001	<0.001	
8/19/2021					<0.001
2/23/2022	<0.001	<0.001	0.00017 (J)	<0.001	<0.001
8/2/2022			<0.001		
8/3/2022	<0.001	<0.001		<0.001	<0.001
2/7/2023	<0.001			<0.001	
2/8/2023		<0.001	<0.001		<0.001
8/2/2023	<0.001	<0.001	<0.001	<0.001	<0.001
2/7/2024	<0.001	<0.001	<0.001		<0.001
2/8/2024				<0.001	
8/14/2024	<0.001	<0.001	<0.001	<0.001	<0.001
2/4/2025		<0.001			<0.001
2/5/2025	<0.001		<0.001	<0.001	
8/5/2025					<0.001
8/6/2025	<0.001	<0.001	<0.001	<0.001	

ND substitution: RL or RL/2 if <15% NDs.

Time Series

Constituent: Lead (mg/L) Analysis Run 1/6/2026 11:19 AM

Plant McIntosh Client: Southern Company Data: McIntosh LF 4

	GWC-20	GWC-21	GWC-23	GWC-9
8/25/2004				0.0056 (O)
9/11/2004				<0.001
9/26/2004				<0.001
10/13/2004				<0.001
7/12/2005				<0.001
12/8/2005				<0.001
6/25/2006				<0.001
11/29/2006				<0.001
6/20/2007				<0.001
7/6/2007				<0.001
12/13/2007				<0.001
6/20/2008				<0.001
12/7/2008				<0.001
7/9/2009				<0.001
12/29/2009				<0.001
6/22/2010				<0.001
1/5/2011				<0.001
7/9/2011				<0.001
1/21/2012				<0.001
7/11/2012				<0.001
1/19/2013				<0.001
7/18/2013				<0.001
1/15/2014				<0.001
7/10/2014				<0.001
1/16/2015				<0.001
6/20/2015				<0.001
12/9/2015	<0.001	<0.001		
12/14/2015	<0.001	<0.001		
12/29/2015	<0.001	<0.001		
1/14/2016	<0.001	<0.001		<0.001
1/25/2016	<0.001	<0.001		
4/19/2016				<0.001
4/21/2016	<0.001	<0.001		
6/15/2016				<0.001
6/16/2016	<0.001	<0.001	<0.001	
8/10/2016	<0.001	<0.001	<0.001	<0.001
9/27/2016	<0.001	0.00079 (J)		<0.001
9/28/2016			<0.001	
11/15/2016	<0.001	<0.001		<0.001
11/16/2016			<0.001	
1/12/2017		<0.001		
1/13/2017	<0.001			<0.001
1/17/2017			<0.001	
3/1/2017	<0.001	<0.001		<0.001
3/2/2017			<0.001	
4/24/2017		<0.001		<0.001
4/25/2017	<0.001		<0.001	
7/13/2017			<0.001	
7/24/2017				<0.001
7/25/2017	<0.001	<0.001	<0.001	
1/11/2018		<0.001		
1/12/2018	<0.001		<0.001	<0.001

ND substitution: RL or RL/2 if <15% NDs.

Time Series

Constituent: Lead (mg/L) Analysis Run 1/6/2026 11:19 AM

Plant McIntosh Client: Southern Company Data: McIntosh LF 4

	GWC-20	GWC-21	GWC-23	GWC-9
7/11/2018	<0.001	<0.001		
7/12/2018			<0.001	<0.001
1/29/2019	0.00012 (J)			
1/30/2019		<0.001	0.00013 (J)	<0.001
3/27/2019	<0.001	<0.001	<0.001	<0.001
9/11/2019	0.00024 (J)	0.00021 (J)	0.00018 (J)	<0.001
4/1/2020	<0.001	<0.001	<0.001	<0.001
9/15/2020	<0.001	<0.001	<0.001	
9/16/2020				<0.001
3/16/2021	<0.001			
3/17/2021		<0.001	<0.001	<0.001
8/19/2021	<0.001	<0.001	<0.001	<0.001
2/22/2022	<0.001			
2/23/2022		<0.001	<0.001	<0.001
8/3/2022	<0.001			<0.001
8/4/2022		<0.001	0.00034 (J)	
2/8/2023	<0.001	<0.001	<0.001	<0.001
8/2/2023	<0.001			<0.001
8/3/2023		<0.001	<0.001	
2/7/2024	<0.001	<0.001	<0.001	<0.001
8/14/2024	<0.001	<0.001	<0.001	<0.001
2/5/2025	<0.001	<0.001	<0.001	<0.001
8/5/2025	<0.001	<0.001		
8/6/2025			<0.001	<0.001

ND substitution: RL or RL/2 if <15% NDs.

Time Series

Constituent: Nickel (mg/L) Analysis Run 1/6/2026 11:19 AM

Plant McIntosh Client: Southern Company Data: McIntosh LF 4

	GWA-2 (bg)	GWA-3 (bg)	GWA-4A (bg)	GWA-5 (bg)	GWA-13 (bg)
8/25/2004	<0.0025	<0.005	<0.005	<0.001	
9/11/2004	<0.0025	0.03 (O)	<0.005	<0.001	
9/26/2004	<0.0025	<0.005	<0.005	<0.001	
10/13/2004	<0.0025	<0.005	<0.005	<0.001	
7/11/2005	<0.0025	<0.005			
7/12/2005			<0.005	<0.001	
12/7/2005	<0.0025	<0.005			
12/8/2005			<0.005	<0.001	
6/23/2006	<0.0025	<0.005			
6/24/2006			<0.005	<0.001	
11/28/2006	<0.0025	<0.005	<0.005	<0.001	
6/19/2007	<0.0025	<0.005	<0.005	<0.001	
7/6/2007	<0.0025	<0.005		<0.001	
12/13/2007	<0.0025	<0.005	<0.005		
12/14/2007				<0.001	
6/20/2008	<0.0025	<0.005	<0.005	<0.001	
12/7/2008	<0.0025	<0.005	<0.005	<0.001	
7/9/2009	0.0043	<0.005	<0.005	<0.001	
12/28/2009	<0.0025	<0.005			
12/29/2009				0.003	
12/30/2009			0.0048		
6/22/2010	<0.0025	<0.005	<0.005	<0.001	<0.005
1/4/2011	<0.0025		<0.005	<0.001	
1/5/2011		0.025 (O)			
7/9/2011	<0.0025	<0.005		<0.001	
7/10/2011			<0.005		
1/20/2012		<0.005			
1/21/2012	<0.0025		0.0026	<0.001	
7/11/2012	<0.0025	<0.005	0.0072	0.0031	
1/19/2013		<0.005		<0.001	
1/20/2013	<0.0025		0.0025		
7/18/2013		<0.005		<0.001	
7/19/2013	<0.0025		<0.005		
1/15/2014	0.0016 (J)	<0.005		<0.001	
1/16/2014			0.0031		
7/10/2014			<0.005	<0.001	
7/11/2014	<0.0025	<0.005			
1/15/2015		<0.005		<0.001	
1/16/2015	<0.0025		0.0024 (J)		
6/19/2015		<0.005		<0.001	
6/20/2015	<0.0025		<0.005		
12/7/2015					<0.005
12/15/2015					<0.005
12/29/2015					<0.005
1/13/2016					<0.005
1/14/2016			<0.005	<0.001	
1/16/2016	<0.0025	<0.005			
1/25/2016					<0.005
6/14/2016	0.0006 (J)	<0.005	0.0013 (J)	0.00054 (J)	<0.005
1/10/2017	<0.0025	<0.005	<0.005		
1/11/2017				<0.001	
1/12/2017					<0.005

ND substitution: RL or RL/2 if <15% NDs.

Time Series

Constituent: Nickel (mg/L) Analysis Run 1/6/2026 11:19 AM

Plant McIntosh Client: Southern Company Data: McIntosh LF 4

	GWA-2 (bg)	GWA-3 (bg)	GWA-4A (bg)	GWA-5 (bg)	GWA-13 (bg)
7/17/2017	<0.0025				
7/18/2017		<0.005	<0.005	<0.001	<0.005
1/10/2018	0.0026	<0.005	<0.005	<0.001	<0.005
7/11/2018	<0.0025	<0.005	0.003	<0.001	<0.005
1/29/2019	0.00063 (J)	0.00034 (J)	0.0021 (J)	<0.001	0.00033 (J)
3/26/2019			0.0021 (J)	<0.001	<0.005
3/27/2019	<0.0025	<0.005			
9/10/2019			0.002	0.00043 (J)	0.0004 (J)
9/11/2019	0.00091 (J)	0.00045 (J)			
3/31/2020			0.0028	<0.001	<0.005
4/1/2020	0.00077 (J)	<0.005			
9/15/2020	0.00094 (J)	0.00038 (J)		0.00056 (J)	0.00037 (J)
9/16/2020			0.00096 (J)		
3/16/2021	0.00072 (J)	<0.005			<0.005
3/17/2021			0.00083 (J)	0.00041 (J)	
8/17/2021	0.00097 (J)	0.00047 (J)			
8/18/2021					<0.005
8/19/2021			0.00065 (J)	0.00043 (J)	
2/22/2022	0.00092 (J)	<0.005		<0.001	<0.005
2/23/2022			<0.005		
8/2/2022	0.00086 (J)	0.00054 (J)		<0.001	<0.005
8/3/2022			0.00078 (J)		
2/6/2023					<0.005
2/7/2023	0.00083 (J)	<0.005	<0.005	0.00046 (J)	
8/1/2023	0.001		0.00065 (J)	<0.001	0.00043 (J)
8/2/2023		0.00046 (J)			
2/6/2024	0.0011	<0.005	<0.005	<0.001	0.00084 (J)
8/13/2024		<0.005	0.00076 (J)	0.0022	0.00046 (J)
8/15/2024	0.001				
2/3/2025			0.00044 (J)		
2/4/2025	0.0011	<0.005		0.00065 (J)	<0.005
8/5/2025	0.00081 (J)		<0.005	0.00075 (J)	<0.005
8/6/2025		<0.005			

ND substitution: RL or RL/2 if <15% NDs.

Time Series

Constituent: Nickel (mg/L) Analysis Run 1/6/2026 11:19 AM

Plant McIntosh Client: Southern Company Data: McIntosh LF 4

	GWA-14 (bg)	GWA-15 (bg)	GWA-16 (bg)	GWC-17 (bg)	GWC-18 (bg)
1/20/2012				<0.0025	
1/21/2012					<0.001
12/7/2015	<0.005	<0.005	<0.001		
12/8/2015				0.0036	<0.001
12/14/2015			<0.001	0.0035	0.0019 (J)
12/15/2015	<0.005	<0.005			
12/28/2015		<0.005	<0.001	0.0032	0.0018 (J)
12/29/2015	<0.005				
1/13/2016	<0.005	<0.005	<0.001	0.0029	
1/14/2016					0.0017 (J)
1/25/2016	<0.005	<0.005	<0.001		
1/26/2016				0.0027	0.0019 (J)
6/14/2016	0.00052 (J)				
6/15/2016		<0.005	<0.001	0.0018 (J)	
6/16/2016					0.0014 (J)
1/11/2017	<0.005	<0.005	<0.001	0.002 (J)	<0.001
7/19/2017	<0.005	<0.005	<0.001	0.002 (J)	
7/25/2017					<0.001
1/11/2018	<0.005	<0.005	<0.001	0.0019 (J)	
1/12/2018					<0.001
7/11/2018	<0.005	<0.005	<0.001	<0.0025	<0.001
1/29/2019	0.0004 (J)	0.00046 (J)	0.0004 (J)	0.0016 (J)	
1/30/2019					0.0019 (J)
3/26/2019	<0.005	<0.005	<0.001		
3/27/2019				0.0018 (J)	<0.001
9/10/2019	0.00056 (J)		0.00036 (J)		
9/11/2019		0.00042 (J)		0.0018	0.0012
4/1/2020	0.00043 (J)	<0.005	<0.001	0.0016	0.00095
9/15/2020	0.00075 (J)	0.00047 (J)	0.00045 (J)	0.0016	0.00092 (J)
3/16/2021	0.00045 (J)		0.00043 (J)	0.0015	
3/17/2021		0.00047 (J)			0.0011
8/17/2021	0.00061 (J)		0.00052 (J)		
8/19/2021		<0.005		0.0017	0.0011
2/22/2022	<0.005	0.00061 (J)	<0.001	0.0017	
2/23/2022					0.001
8/2/2022	<0.005	<0.005	<0.001	0.0019	0.00086 (J)
2/7/2023	0.00061 (J)	<0.005	0.00054 (J)		0.0011
2/8/2023				0.0017	
8/1/2023		<0.005	0.00044 (J)		
8/2/2023	0.00057 (J)			0.0018	0.00075 (J)
2/6/2024	<0.005	<0.005	<0.001	0.0015	
2/7/2024					<0.001
8/13/2024	0.00061 (J)	0.00056 (J)	0.00058 (J)	0.002	
8/14/2024					0.00073 (J)
2/4/2025	0.00052 (J)	0.0005 (J)	0.00052 (J)	0.0019	
2/5/2025					0.0008 (J)
8/4/2025	<0.005				
8/5/2025		<0.005	0.00042 (J)	0.0019 (J)	
8/6/2025					0.00084 (J)

ND substitution: RL or RL/2 if <15% NDs.

Time Series

Constituent: Nickel (mg/L) Analysis Run 1/6/2026 11:19 AM

Plant McIntosh Client: Southern Company Data: McIntosh LF 4

	GWC-1	GWC-10	GWC-11	GWC-12	GWC-19
8/25/2004	<0.0025	<0.005	<0.005	<0.0025	
9/11/2004	<0.0025	<0.005	<0.005	<0.0025	
9/26/2004	<0.0025	<0.005	<0.005	<0.0025	
10/13/2004		<0.005	<0.005	<0.0025	
7/11/2005	<0.0025			<0.0025	
7/12/2005		<0.005	<0.005		
12/7/2005	<0.0025	<0.005	<0.005	<0.0025	
6/24/2006	<0.0025	<0.005		<0.0025	
6/25/2006			<0.005		
11/28/2006			<0.005	<0.0025	
11/29/2006	<0.0025	<0.005			
6/20/2007	<0.0025	<0.005		<0.0025	
6/21/2007			<0.005		
7/6/2007	<0.0025	<0.005	<0.005	<0.0025	
12/13/2007	<0.0025	<0.005		<0.0025	
12/14/2007			<0.005		
6/20/2008	<0.0025	<0.005	<0.005	<0.0025	
12/7/2008	<0.0025	<0.005	<0.005	<0.0025	
7/9/2009	<0.0025				
7/10/2009		<0.005	<0.005	<0.0025	
12/28/2009	<0.0025			<0.0025	
12/29/2009		<0.005	<0.005		
6/22/2010	<0.0025	<0.005	<0.005	<0.0025	
1/4/2011	<0.0025	<0.005		<0.0025	
1/5/2011			<0.005		
7/9/2011	<0.0025		<0.005	<0.0025	
7/10/2011		<0.005			
1/20/2012				<0.0025	
1/21/2012	<0.0025	<0.005	<0.005		
7/11/2012	<0.0025	<0.005	0.0049	0.0057	
1/19/2013			<0.005	<0.0025	
1/20/2013	<0.0025	<0.005			
7/18/2013				<0.0025	
7/19/2013	<0.0025	<0.005	<0.005		
1/15/2014	0.0013 (J)		0.0025	0.0043	
1/16/2014		<0.005			
7/10/2014		<0.005			
7/11/2014	0.0013 (J)		0.0029	0.0026	
1/15/2015				<0.0025	
1/16/2015	<0.0025	<0.005	0.0014 (J)		
6/19/2015				<0.0025	
6/20/2015	0.0016 (J)	0.0013 (J)	<0.005		
12/8/2015					0.0022 (J)
12/15/2015					0.0019 (J)
12/28/2015					0.0017 (J)
1/14/2016			<0.005		0.0029
1/16/2016	<0.0025	<0.005		<0.0025	
1/26/2016					0.0014 (J)
6/15/2016	0.00088 (J)		0.00085 (J)	0.00068 (J)	
6/16/2016		<0.005			0.0013 (J)
1/12/2017	<0.0025	<0.005	<0.005	<0.0025	
1/16/2017					0.0018 (J)

ND substitution: RL or RL/2 if <15% NDs.

Time Series

Constituent: Nickel (mg/L) Analysis Run 1/6/2026 11:19 AM

Plant McIntosh Client: Southern Company Data: McIntosh LF 4

	GWC-1	GWC-10	GWC-11	GWC-12	GWC-19
7/19/2017	<0.0025				
7/20/2017				<0.0025	
7/24/2017		<0.005	<0.005		
7/25/2017					0.002 (J)
1/11/2018	<0.0025	<0.005	<0.005	<0.0025	
1/12/2018					0.002 (J)
7/11/2018					0.0018 (J)
7/12/2018	<0.0025	<0.005	<0.005	<0.0025	
1/29/2019					0.0017 (J)
1/30/2019	0.0013 (J)	<0.005	0.00033 (J)	0.0011 (J)	
3/27/2019	<0.0025	<0.005	<0.005	<0.0025	<0.0025
9/11/2019	0.0013	<0.005	0.00042 (J)	0.001	0.0018
4/1/2020	0.00099 (J)	<0.005		0.0008 (J)	0.0014
4/2/2020			0.0009 (J)		
9/15/2020	0.0012	0.0013	0.00063 (J)		
9/16/2020				0.00088 (J)	0.0012
3/16/2021	0.0012	0.00043 (J)		0.00093 (J)	0.0012
3/17/2021			0.00077 (J)		
8/18/2021	0.0014	<0.005	0.00034 (J)	0.00097 (J)	
8/19/2021					0.0012
2/23/2022	0.0012	<0.005	<0.005	0.0011	0.0011
8/2/2022			<0.005		
8/3/2022	0.0013	<0.005		0.0064	0.0051
2/7/2023	0.0012			0.00082 (J)	
2/8/2023		<0.005	<0.005		0.0012
8/2/2023	0.0014	0.0011	<0.005	0.00091 (J)	0.0012
2/7/2024	0.0016	<0.005	<0.005		0.0008 (J)
2/8/2024				0.0014	
8/14/2024	0.0013	<0.005	<0.005	0.00095 (J)	0.0012
2/4/2025		<0.005			0.001
2/5/2025	0.00098 (J)		0.00043 (J)	0.00087 (J)	
8/5/2025					0.00097 (J)
8/6/2025	0.00099 (J)	<0.005	<0.005	0.00084 (J)	

ND substitution: RL or RL/2 if <15% NDs.

Time Series

Constituent: Nickel (mg/L) Analysis Run 1/6/2026 11:19 AM

Plant McIntosh Client: Southern Company Data: McIntosh LF 4

	GWC-20	GWC-21	GWC-23	GWC-9
8/25/2004				<0.001
9/11/2004				<0.001
9/26/2004				<0.001
10/13/2004				<0.001
7/12/2005				<0.001
12/8/2005				<0.001
6/25/2006				<0.001
11/29/2006				<0.001
6/20/2007				<0.001
7/6/2007				<0.001
12/13/2007				<0.001
6/20/2008				0.003
12/7/2008				<0.001
7/9/2009				<0.001
12/29/2009				<0.001
6/22/2010				<0.001
1/5/2011				<0.001
7/9/2011				<0.001
1/21/2012				<0.001
7/11/2012				0.0033
1/19/2013				0.0026
7/18/2013				<0.001
1/15/2014				<0.001
7/10/2014				<0.001
1/16/2015				<0.001
6/20/2015				<0.001
12/9/2015	0.0042	<0.001		
12/14/2015	0.0067	<0.001		
12/29/2015	0.0067	<0.001		
1/14/2016	0.0039	<0.001		<0.001
1/25/2016	0.0049	<0.001		
6/15/2016				<0.001
6/16/2016	0.003 (J)	0.0012 (J)	0.0009 (J)	
1/12/2017		<0.001		
1/13/2017	<0.001			<0.001
1/17/2017			<0.0025	
7/24/2017				<0.001
7/25/2017	<0.001	<0.001	0.002 (J)	
1/11/2018		<0.001		
1/12/2018	<0.001		0.0023 (J)	<0.001
7/11/2018	<0.001	<0.001		
7/12/2018			0.0026	<0.001
1/29/2019	0.00093 (J)			
1/30/2019		0.00071 (J)	0.0019 (J)	0.00063 (J)
3/27/2019	<0.001	<0.001	0.0018 (J)	<0.001
9/11/2019	0.0014	0.00097 (J)	0.0023	0.00065 (J)
4/1/2020	0.001	0.00067 (J)	0.0013	<0.001
9/15/2020	0.0011	0.0007 (J)	0.0013	
9/16/2020				0.00075 (J)
3/16/2021	0.00093 (J)			
3/17/2021		0.00068 (J)	0.0014	0.0006 (J)
8/19/2021	0.00092 (J)	0.00067 (J)	0.0013	0.00038 (J)

ND substitution: RL or RL/2 if <15% NDs.

Time Series

Constituent: Nickel (mg/L) Analysis Run 1/6/2026 11:19 AM

Plant McIntosh Client: Southern Company Data: McIntosh LF 4

	GWC-20	GWC-21	GWC-23	GWC-9
2/22/2022	0.00092 (J)			
2/23/2022		0.00071 (J)	0.0013	0.00076 (J)
8/3/2022	0.001			0.0015
8/4/2022		0.00065 (J)	0.0016	
2/8/2023	0.00083 (J)	0.00064 (J)	0.0013	0.00084 (J)
8/2/2023	0.0018			0.00077 (J)
8/3/2023		0.00074 (J)	0.0013	
2/7/2024	<0.001	<0.001	0.00065 (J)	<0.001
8/14/2024	0.00091 (J)	0.00065 (J)	0.0013	0.00089 (J)
2/5/2025	0.00081 (J)	0.00065 (J)	0.0011	0.00078 (J)
8/5/2025	0.0018 (J)	0.00049 (J)		
8/6/2025			0.0012 (J)	0.00059 (J)

ND substitution: RL or RL/2 if <15% NDs.

Time Series

Constituent: pH, Field (SU) Analysis Run 1/6/2026 11:19 AM

Plant McIntosh Client: Southern Company Data: McIntosh LF 4

	GWA-2 (bg)	GWA-3 (bg)	GWA-4A (bg)	GWA-5 (bg)	GWA-13 (bg)
6/19/2015		5.23		5.95	
6/20/2015	4.69		4.92		
12/15/2015					5.13
4/19/2016	4.99	4.92			
4/20/2016			4.9	5.85	5.16
6/14/2016	4.98	4.89	4.9	5.53	5.35
8/9/2016	4.72	4.92		5.44	4.89
8/11/2016			5.37		
9/26/2016	4.74				
9/27/2016		5.25	5.89	5.59	5.02
11/14/2016		4.96	5.94		
11/15/2016	4.8			5.58	5.04
1/10/2017	4.59	4.21	5.44		
1/11/2017				5.56	
1/12/2017					5.19
2/28/2017	4.91	4.95	5.49	5.53	4.86
4/19/2017	4.98	5.12			
4/20/2017			5.51	5.63	5.01
7/17/2017	4.61				
7/18/2017		4.89	5.26	5.51	4.88
10/10/2017	4.93		5.28		
10/11/2017		4.96			4.93
1/10/2018	4.78	4.93	5.05	5.59	4.9
7/11/2018	4.75	4.87	4.53	5.49	4.99
1/29/2019	4.91	4.98	4.66	5.39	4.82
3/26/2019			4.72	5.45	5.07
3/27/2019	4.69	4.8			
9/10/2019			4.72	5.71	5
9/11/2019	4.77	5.03			
3/31/2020			5.06	5.45	5.1
4/1/2020	4.77	4.92			
9/15/2020	4.52	4.72		5.27	5.07
9/16/2020			4.87		
3/16/2021	4.76	4.91			4.47
3/17/2021			4.9	4.8	
8/17/2021	4.62	4.82			
8/18/2021					4.93
8/19/2021			4.86	5.23	
2/22/2022	4.69	4.9		5.34	4.91
2/23/2022			4.8		
8/2/2022	4.57	4.75		5.23	4.86
8/3/2022			4.79		
2/6/2023					4.75
2/7/2023	4.73	4.91	4.84	5.17	
8/1/2023	4.37		4.53	4.89	4.53
8/2/2023		4.71			
2/6/2024	4.68	5.02	4.83	5.33	4.84
8/13/2024		5	5.05	5.07	4.55
8/15/2024	4.62				
2/3/2025			4.97		
2/4/2025	4.81	5.07		5.15	4.87
8/5/2025	4.47		4.91	4.94	4.73

Time Series

Constituent: pH, Field (SU) Analysis Run 1/6/2026 11:19 AM

Plant McIntosh Client: Southern Company Data: McIntosh LF 4

	GWA-2 (bg)	GWA-3 (bg)	GWA-4A (bg)	GWA-5 (bg)	GWA-13 (bg)
8/6/2025		4.25			

Time Series

Constituent: pH, Field (SU) Analysis Run 1/6/2026 11:19 AM

Plant McIntosh Client: Southern Company Data: McIntosh LF 4

	GWA-14 (bg)	GWA-15 (bg)	GWA-16 (bg)	GWC-17 (bg)	GWC-18 (bg)
12/14/2015			5.26	5.19	7.1
12/15/2015	5.24	5.2			
4/19/2016					6.87
4/20/2016	5.41		5.16	5.26	
4/21/2016		5.18			
6/14/2016	5.74				
6/15/2016		5.47	5.04	5.12	
6/16/2016					6.84
8/9/2016	5.41	5.01	5.07	5.09	
8/11/2016					6.42
9/27/2016	5.42	5.22	5.11	5.32	
9/28/2016					6.57
11/15/2016	5.33	5.07	5.11	5.25	
11/16/2016					6.51
1/11/2017	5.32	5	5.07	5.23	6.43
2/28/2017	5.32	5.1			
3/1/2017			5.14	5.25	6.48
4/20/2017	5.31	5.12	5.05	5.36	
4/25/2017					6.58
7/19/2017	5.19	4.84	4.95	5.12	
7/25/2017					6.37
10/11/2017	5.27	4.95	5.17	5.23	
10/12/2017					6.53
12/13/2017					6.37
1/11/2018	5.15	5.01	4.97	5.28	
1/12/2018					6.47
7/11/2018	5.25	5.01	5.07	5.23	6.18
1/29/2019	5.25	5.18	4.83	5.35	
1/30/2019					5.93
3/26/2019	5.29	5.04	4.95		
3/27/2019				5.25	6.11
9/10/2019	5.18		5.12		
9/11/2019		5.28		5.16	6.3
4/1/2020	5.26	5.35	4.95	5.3	6.15
9/15/2020	5.83	4.92	5.02	5.29	6.13
3/16/2021	4.76		4.68	4.83	
3/17/2021		5.41			5.99
8/17/2021	5.12		4.95		
8/19/2021		4.92		5.29	6.17
2/22/2022	5.2	5.15	4.98	5.29	
2/23/2022					6.2
8/2/2022	5.05	4.9	4.93	5.18	6.41
2/7/2023	5.03	5.19	4.88		6.47
2/8/2023				5.31	
8/1/2023		4.58	4.47		
8/2/2023	4.82			4.99	6.28
2/6/2024	5.23	5.35	5	5.19	
2/7/2024					6.31
8/13/2024	4.97	4.73	4.9	5.02	
8/14/2024					6.75
2/4/2025	5.26	5.5	4.99	5.26	
2/5/2025					6.74

Time Series

Constituent: pH, Field (SU) Analysis Run 1/6/2026 11:19 AM

Plant McIntosh Client: Southern Company Data: McIntosh LF 4

	GWA-14 (bg)	GWA-15 (bg)	GWA-16 (bg)	GWC-17 (bg)	GWC-18 (bg)
8/4/2025	4.66				
8/5/2025		4.28	4.5	4.71	
8/6/2025					5.64

Time Series

Constituent: pH, Field (SU) Analysis Run 1/6/2026 11:19 AM

Plant McIntosh Client: Southern Company Data: McIntosh LF 4

	GWC-1	GWC-10	GWC-11	GWC-12	GWC-19
6/19/2015				5.05	
6/20/2015	4.87	6.28	6.13		
12/15/2015					5.98
4/19/2016					5.98
4/20/2016	5.43		6.28	5.17	
4/21/2016		6.21			
6/15/2016	5.28		6.55	5.12	
6/16/2016		6.27			5.85
8/10/2016	5.15	6.12	6.22	5.12	5.79
9/27/2016	5.19	6.29	6.33	5.19	
9/28/2016					5.9
11/15/2016	5.2	6.12	6.28	5.14	5.66
1/12/2017	5.27	6.23	6.26	5.13	
1/16/2017					5.65
3/1/2017	5.31	6.15	6.41	5.05	5.62
4/20/2017	5.29			5.15	
4/24/2017		6.8	6.26		
4/25/2017					5.59
7/20/2017				5.04	
7/24/2017		6.19	6.27		
7/25/2017					5.55
10/11/2017	5.25		6.35		
10/12/2017		6.11		5.03	5.68
12/12/2017		7.28			5.54
12/13/2017			6.84		
1/11/2018	5.02	6.32	6.15	5.13	
7/11/2018					5.6
7/12/2018	5.04	6.7	6.63	5.09	
1/29/2019					5.58
1/30/2019	5.21	6.2	6.09	5.01	
3/27/2019	5.15	6.54	6.32	4.93	5.59
9/11/2019	4.8	6.63	6.37	5.04	5.58
4/1/2020	5	6.52		5.05	5.67
4/2/2020			6.38		
9/15/2020	4.76	6.66	6.62		
9/16/2020				4.91	5.43
3/16/2021	4.89	6.48		4.97	5.45
3/17/2021			6.58		
8/18/2021	4.89	6.32	6.54	5.01	
8/19/2021					5.69
2/23/2022	4.92	6.46	6.28	5.1	5.63
8/2/2022			6.4		
8/3/2022	4.83	6.34		4.98	5.62
2/7/2023	5.07			5.07	
2/8/2023		6.31	6.24		5.59
8/2/2023	4.73	6.28	6.32	4.79	5.42
2/7/2024	4.96	6.46	6.04		5.6
2/8/2024				5.13	
8/14/2024	4.79	6.31	6.34	4.91	5.65
2/4/2025		6.68			5.72
2/5/2025	5.14		6.39	5.71	
8/5/2025					4.7

Time Series

Constituent: pH, Field (SU) Analysis Run 1/6/2026 11:19 AM

Plant McIntosh Client: Southern Company Data: McIntosh LF 4

	GWC-1	GWC-10	GWC-11	GWC-12	GWC-19
8/6/2025	4.33	6.62	5.6	4.74	

Time Series

Constituent: pH, Field (SU) Analysis Run 1/6/2026 11:19 AM

Plant McIntosh Client: Southern Company Data: McIntosh LF 4

	GWC-20	GWC-21	GWC-23	GWC-9
6/20/2015				4.7
12/14/2015	5.24	5.84		
4/19/2016				4.98
4/21/2016	4.88	5.43		
6/15/2016				5.2
6/16/2016	4.85	5.23	6.74	
8/10/2016	4.84	5.11	6.34	4.78
9/27/2016	5.32	5.06		4.91
9/28/2016			6.29	
11/15/2016	4.97	5.01		4.81
11/16/2016			6.18	
1/12/2017		4.99		
1/13/2017	4.97			5.28
1/17/2017			5.68	
3/1/2017		5		4.81
3/2/2017			5.75	
4/24/2017		5.8		4.99
4/25/2017	4.91		5.65	
7/13/2017			5.65	
7/24/2017				4.82
7/25/2017	4.89	4.92	5.24	
10/12/2017		4.89	5.37	4.85
10/17/2017	4.97			
12/12/2017				5.17
1/11/2018		4.98		
1/12/2018	4.97		5.35	4.83
7/11/2018	4.89	4.96		
7/12/2018			5.21	4.8
1/29/2019	4.94			
1/30/2019	4.94	4.65	5.14	4.88
3/27/2019	4.94	4.96	5.3	4.75
9/11/2019	4.96	4.99	5.24	4.8
4/1/2020	5.03	5.04	5.23	4.93
6/30/2020				4.52
9/15/2020	4.96	4.86	5.18	
9/16/2020				4.74
3/16/2021	4.78			
3/17/2021		4.8	4.97	4.69
8/19/2021	4.91	4.81	5.16	4.89
2/22/2022	5.02			
2/23/2022		4.87	5.11	5.07
8/3/2022	4.98			5.29
8/4/2022		4.83	5.12	
2/8/2023	4.84	4.85	5.08	5.31
8/2/2023	4.72			5.16
8/3/2023		4.61	5.13	
2/7/2024	4.99	4.77	5.22	5.43
8/14/2024	4.75	4.64	4.87	5.15
2/5/2025	5.02	4.86	5.24	5.38
8/5/2025	4.88	4.68		
8/6/2025			4.92	4.98

Time Series

Constituent: Selenium (mg/L) Analysis Run 1/6/2026 11:19 AM

Plant McIntosh Client: Southern Company Data: McIntosh LF 4

	GWA-2 (bg)	GWA-3 (bg)	GWA-4A (bg)	GWA-5 (bg)	GWA-13 (bg)
8/25/2004	<0.005	<0.005	<0.005	<0.005	
9/11/2004	<0.005	<0.005	<0.005	<0.005	
9/26/2004	<0.005	<0.005	<0.005	<0.005	
10/13/2004	<0.005	<0.005	<0.005	<0.005	
7/11/2005	<0.005	<0.005			
7/12/2005			<0.005	<0.005	
12/7/2005	<0.005	<0.005			
12/8/2005			<0.005	<0.005	
6/23/2006	<0.005	<0.005			
6/24/2006			<0.005	<0.005	
11/28/2006	<0.005	<0.005	<0.005	<0.005	
6/19/2007	<0.005	<0.005	<0.005	<0.005	
7/6/2007	<0.005	<0.005		<0.005	
12/13/2007	<0.005	<0.005	<0.005		
12/14/2007				<0.005	
6/20/2008	<0.005	<0.005	<0.005	<0.005	
12/7/2008	<0.005	<0.005	<0.005	<0.005	
7/9/2009	<0.005	<0.005	<0.005	<0.005	
12/28/2009	<0.005	<0.005			
12/29/2009				<0.005	
12/30/2009			<0.005		
6/22/2010	<0.005	<0.005	<0.005	<0.005	<0.005
1/4/2011	<0.005		<0.005	<0.005	
1/5/2011		<0.005			
7/9/2011	<0.005	<0.005		<0.005	
7/10/2011			<0.005		
1/20/2012		<0.005			
1/21/2012	<0.005		<0.005	<0.005	
7/11/2012	<0.005	<0.005	<0.005	<0.005	
1/19/2013		<0.005		<0.005	
1/20/2013	<0.005		<0.005		
7/18/2013		<0.005		<0.005	
7/19/2013	<0.005		<0.005		
1/15/2014	<0.005	<0.005		<0.005	
1/16/2014			<0.005		
7/10/2014			<0.005	<0.005	
7/11/2014	<0.005	<0.005			
1/15/2015		<0.005		<0.005	
1/16/2015	<0.005		<0.005		
6/19/2015		<0.005		<0.005	
6/20/2015	<0.005		<0.005		
12/7/2015					<0.005
12/15/2015					<0.005
12/29/2015					<0.005
1/13/2016					<0.005
1/14/2016			<0.005	<0.005	
1/16/2016	<0.005	<0.005			
1/25/2016					<0.005
4/19/2016	<0.005	<0.005			
4/20/2016			<0.005	<0.005	<0.005
6/14/2016	<0.005	<0.005	<0.005	<0.005	<0.005
8/9/2016	<0.005	<0.005		<0.005	<0.005

ND substitution: RL or RL/2 if <15% NDs.

Time Series

Constituent: Selenium (mg/L) Analysis Run 1/6/2026 11:19 AM

Plant McIntosh Client: Southern Company Data: McIntosh LF 4

	GWA-2 (bg)	GWA-3 (bg)	GWA-4A (bg)	GWA-5 (bg)	GWA-13 (bg)
8/11/2016			<0.005		
9/26/2016	<0.005				
9/27/2016		0.00045 (J)	<0.005	<0.005	<0.005
11/14/2016		<0.005	<0.005		
11/15/2016	<0.005			<0.005	<0.005
1/10/2017	<0.005	<0.005	<0.005		
1/11/2017				<0.005	
1/12/2017					<0.005
2/28/2017	<0.005	0.0027	0.0024	<0.005	<0.005
4/19/2017	0.00065 (J)	0.002			
4/20/2017			<0.005	<0.005	<0.005
7/17/2017	0.00047 (J)				
7/18/2017		0.0017	0.00026 (J)	<0.005	<0.005
1/10/2018	0.00052 (J)	0.00079 (J)	0.00069 (J)	<0.005	0.00025 (J)
7/11/2018	<0.005	<0.005	<0.005	<0.005	<0.005
1/29/2019	<0.005	<0.005	<0.005	<0.005	<0.005
3/26/2019			<0.005	<0.005	<0.005
3/27/2019	<0.005	<0.005			
9/10/2019			<0.005	<0.005	<0.005
9/11/2019	<0.005	<0.005			
3/31/2020			<0.005	<0.005	<0.005
4/1/2020	<0.005	<0.005			
9/15/2020	<0.005	<0.005		<0.005	<0.005
9/16/2020			<0.005		
3/16/2021	<0.005	<0.005			<0.005
3/17/2021			<0.005	<0.005	
8/17/2021	<0.005	<0.005			
8/18/2021					<0.005
8/19/2021			<0.005	<0.005	
2/22/2022	<0.005	<0.005		<0.005	<0.005
2/23/2022			<0.005		
8/2/2022	<0.005	<0.005		<0.005	<0.005
8/3/2022			<0.005		
2/6/2023					<0.005
2/7/2023	<0.005	<0.005	<0.005	<0.005	
8/1/2023	<0.005		<0.005	<0.005	<0.005
8/2/2023		<0.005			
2/6/2024	<0.005	<0.005	<0.005	<0.005	<0.005
8/13/2024		<0.005	<0.005	<0.005	<0.005
8/15/2024	<0.005				
2/3/2025			<0.005		
2/4/2025	<0.005	<0.005		<0.005	<0.005
8/5/2025	<0.005		<0.005	<0.005	<0.005
8/6/2025		<0.005			

ND substitution: RL or RL/2 if <15% NDs.

Time Series

Constituent: Selenium (mg/L) Analysis Run 1/6/2026 11:19 AM

Plant McIntosh Client: Southern Company Data: McIntosh LF 4

	GWA-14 (bg)	GWA-15 (bg)	GWA-16 (bg)	GWC-17 (bg)	GWC-18 (bg)
1/20/2012				<0.005	
1/21/2012					<0.005
12/7/2015	<0.005	<0.005	<0.005		
12/8/2015				<0.005	<0.005
12/14/2015			<0.005	<0.005	<0.005
12/15/2015	<0.005	<0.005			
12/28/2015		<0.005	<0.005	<0.005	<0.005
12/29/2015	<0.005				
1/13/2016	<0.005	<0.005	<0.005	<0.005	
1/14/2016					<0.005
1/25/2016	<0.005	<0.005	<0.005		
1/26/2016				<0.005	<0.005
4/19/2016					<0.005
4/20/2016	<0.005		<0.005	<0.005	
4/21/2016		<0.005			
6/14/2016	<0.005				
6/15/2016		<0.005	<0.005	<0.005	
6/16/2016					<0.005
8/9/2016	<0.005	<0.005	<0.005	<0.005	
8/11/2016					<0.005
9/27/2016	<0.005	<0.005	<0.005	<0.005	
9/28/2016					<0.005
11/15/2016	<0.005	<0.005	<0.005	<0.005	
11/16/2016					<0.005
1/11/2017	<0.005	<0.005	<0.005	<0.005	<0.005
2/28/2017	<0.005	<0.005			
3/1/2017			<0.005	<0.005	<0.005
4/20/2017	<0.005	<0.005	<0.005	<0.005	
4/25/2017					<0.005
7/19/2017	<0.005	0.00071 (J)	0.00025 (J)	<0.005	
7/25/2017					<0.005
1/11/2018	<0.005	<0.005	<0.005	<0.005	
1/12/2018					<0.005
7/11/2018	<0.005	<0.005	<0.005	<0.005	0.00044 (J)
1/29/2019	<0.005	<0.005	<0.005	<0.005	
1/30/2019					<0.005
3/26/2019	<0.005	<0.005	<0.005		
3/27/2019				<0.005	<0.005
9/10/2019	<0.005		<0.005		
9/11/2019		<0.005		<0.005	<0.005
4/1/2020	<0.005	<0.005	<0.005	<0.005	<0.005
9/15/2020	<0.005	<0.005	<0.005	<0.005	<0.005
3/16/2021	<0.005		<0.005	<0.005	
3/17/2021		<0.005			<0.005
8/17/2021	<0.005		<0.005		
8/19/2021		<0.005		<0.005	<0.005
2/22/2022	<0.005	<0.005	<0.005	<0.005	
2/23/2022					<0.005
8/2/2022	<0.005	<0.005	<0.005	<0.005	<0.005
2/7/2023	<0.005	<0.005	<0.005		<0.005
2/8/2023				<0.005	
8/1/2023		<0.005	<0.005		

ND substitution: RL or RL/2 if <15% NDs.

Time Series

Constituent: Selenium (mg/L) Analysis Run 1/6/2026 11:19 AM

Plant McIntosh Client: Southern Company Data: McIntosh LF 4

	GWA-14 (bg)	GWA-15 (bg)	GWA-16 (bg)	GWC-17 (bg)	GWC-18 (bg)
8/2/2023	<0.005			<0.005	<0.005
2/6/2024	<0.005	<0.005	<0.005	<0.005	
2/7/2024					<0.005
8/13/2024	<0.005	<0.005	<0.005	<0.005	
8/14/2024					<0.005
2/4/2025	<0.005	<0.005	<0.005	<0.005	
2/5/2025					<0.005
8/4/2025	<0.005				
8/5/2025		<0.005	<0.005	<0.005	
8/6/2025					<0.005

ND substitution: RL or RL/2 if <15% NDs.

Time Series

Constituent: Selenium (mg/L) Analysis Run 1/6/2026 11:19 AM

Plant McIntosh Client: Southern Company Data: McIntosh LF 4

	GWC-1	GWC-10	GWC-11	GWC-12	GWC-19
8/25/2004	<0.005	<0.005	<0.005	<0.005	
9/11/2004	<0.005	<0.005	<0.005	<0.005	
9/26/2004	<0.005	<0.005	<0.005	<0.005	
10/13/2004		<0.005	<0.005	<0.005	
7/11/2005	<0.005			<0.005	
7/12/2005		<0.005	<0.005		
12/7/2005	<0.005	<0.005	<0.005	<0.005	
6/24/2006	<0.005	<0.005		<0.005	
6/25/2006			<0.005		
11/28/2006			<0.005	<0.005	
11/29/2006	<0.005	<0.005			
6/20/2007	<0.005	<0.005		<0.005	
6/21/2007			<0.005		
7/6/2007	<0.005	<0.005	<0.005	<0.005	
12/13/2007	<0.005	<0.005		<0.005	
12/14/2007			<0.005		
6/20/2008	<0.005	<0.005	<0.005	<0.005	
12/7/2008	<0.005	<0.005	<0.005	<0.005	
7/9/2009	<0.005				
7/10/2009		<0.005	<0.005	<0.005	
12/28/2009	<0.005			<0.005	
12/29/2009		<0.005	<0.005		
6/22/2010	<0.005	<0.005	<0.005	<0.005	
1/4/2011	<0.005	<0.005		<0.005	
1/5/2011			<0.005		
7/9/2011	<0.005		<0.005	<0.005	
7/10/2011		<0.005			
1/20/2012				<0.005	
1/21/2012	<0.005	<0.005	<0.005		
7/11/2012	<0.005	<0.005	<0.005	<0.005	
1/19/2013			<0.005	<0.005	
1/20/2013	<0.005	<0.005			
7/18/2013				<0.005	
7/19/2013	<0.005	<0.005	<0.005		
1/15/2014	<0.005		<0.005	<0.005	
1/16/2014		<0.005			
7/10/2014		<0.005			
7/11/2014	<0.005		<0.005	<0.005	
1/15/2015				<0.005	
1/16/2015	<0.005	<0.005	<0.005		
6/19/2015				<0.005	
6/20/2015	<0.005	<0.005	<0.005		
12/8/2015					<0.005
12/15/2015					<0.005
12/28/2015					<0.005
1/14/2016			<0.005		<0.005
1/16/2016	<0.005	<0.005		<0.005	
1/26/2016					<0.005
4/19/2016					<0.005
4/20/2016	<0.005		<0.005	<0.005	
4/21/2016		<0.005			
6/15/2016	<0.005		0.00052 (J)	<0.005	

ND substitution: RL or RL/2 if <15% NDs.

Time Series

Constituent: Selenium (mg/L) Analysis Run 1/6/2026 11:19 AM

Plant McIntosh Client: Southern Company Data: McIntosh LF 4

	GWC-1	GWC-10	GWC-11	GWC-12	GWC-19
6/16/2016		<0.005			<0.005
8/10/2016	<0.005	0.00026 (J)	0.00053 (J)	<0.005	<0.005
9/27/2016	<0.005	0.00024 (J)	0.00047 (J)	<0.005	
9/28/2016					<0.005
11/15/2016	<0.005	<0.005	<0.005	<0.005	<0.005
1/12/2017	0.00035 (J)	<0.005	0.00025 (J)	<0.005	
1/16/2017					<0.005
3/1/2017	<0.005	<0.005	<0.005	<0.005	<0.005
4/20/2017	<0.005			<0.005	
4/24/2017		<0.005	<0.005		
4/25/2017					0.00052 (J)
7/19/2017	0.00026 (J)				
7/20/2017				<0.005	
7/24/2017		<0.005	0.00032 (J)		
7/25/2017					<0.005
1/11/2018	<0.005	<0.005	<0.005	<0.005	
1/12/2018					<0.005
7/11/2018					<0.005
7/12/2018	<0.005	<0.005	0.00025 (J)	<0.005	
1/29/2019					<0.005
1/30/2019	<0.005	<0.005	<0.005	<0.005	
3/27/2019	<0.005	<0.005	<0.005	<0.005	<0.005
9/11/2019	<0.005	<0.005	<0.005	<0.005	<0.005
4/1/2020	<0.005	<0.005		<0.005	<0.005
4/2/2020			<0.005		
9/15/2020	<0.005	<0.005	<0.005		
9/16/2020				<0.005	<0.005
3/16/2021	<0.005	<0.005		<0.005	<0.005
3/17/2021			<0.005		
8/18/2021	<0.005	<0.005	<0.005	<0.005	
8/19/2021					<0.005
2/23/2022	<0.005	<0.005	<0.005	<0.005	<0.005
8/2/2022			<0.005		
8/3/2022	<0.005	<0.005		<0.005	<0.005
2/7/2023	<0.005			<0.005	
2/8/2023		<0.005	<0.005		<0.005
8/2/2023	<0.005	<0.005	<0.005	<0.005	<0.005
2/7/2024	<0.005	<0.005	<0.005		<0.005
2/8/2024				<0.005	
8/14/2024	<0.005	<0.005	<0.005	<0.005	<0.005
2/4/2025		<0.005			<0.005
2/5/2025	<0.005		<0.005	<0.005	
8/5/2025					<0.005
8/6/2025	<0.005	<0.005	<0.005	<0.005	

ND substitution: RL or RL/2 if <15% NDs.

Time Series

Constituent: Selenium (mg/L) Analysis Run 1/6/2026 11:19 AM

Plant McIntosh Client: Southern Company Data: McIntosh LF 4

	GWC-20	GWC-21	GWC-23	GWC-9
8/25/2004				<0.005
9/11/2004				<0.005
9/26/2004				<0.005
10/13/2004				<0.005
7/12/2005				0.0058
12/8/2005				<0.005
6/25/2006				<0.005
11/29/2006				<0.005
6/20/2007				<0.005
7/6/2007				<0.005
12/13/2007				<0.005
6/20/2008				<0.005
12/7/2008				<0.005
7/9/2009				<0.005
12/29/2009				<0.005
6/22/2010				<0.005
1/5/2011				<0.005
7/9/2011				<0.005
1/21/2012				<0.005
7/11/2012				<0.005
1/19/2013				<0.005
7/18/2013				<0.005
1/15/2014				<0.005
7/10/2014				<0.005
1/16/2015				<0.005
6/20/2015				<0.005
12/9/2015	<0.005	<0.005		
12/14/2015	<0.005	<0.005		
12/29/2015	<0.005	<0.005		
1/14/2016	<0.005	<0.005		<0.005
1/25/2016	<0.005	<0.005		
4/19/2016				<0.005
4/21/2016	<0.005	<0.005		
6/15/2016				<0.005
6/16/2016	<0.005	<0.005	<0.005	
8/10/2016	<0.005	<0.005	<0.005	<0.005
9/27/2016	<0.005	0.00043 (J)		<0.005
9/28/2016			<0.005	
11/15/2016	<0.005	<0.005		<0.005
11/16/2016			<0.005	
1/12/2017		<0.005		
1/13/2017	<0.005			<0.005
1/17/2017			<0.005	
3/1/2017	<0.005	<0.005		<0.005
3/2/2017			<0.005	
4/24/2017		<0.005		<0.005
4/25/2017	0.0021		<0.005	
7/13/2017			<0.005	
7/24/2017				<0.005
7/25/2017	<0.005	<0.005	<0.005	
1/11/2018		<0.005		
1/12/2018	<0.005		<0.005	<0.005

ND substitution: RL or RL/2 if <15% NDs.

Time Series

Constituent: Selenium (mg/L) Analysis Run 1/6/2026 11:19 AM

Plant McIntosh Client: Southern Company Data: McIntosh LF 4

	GWC-20	GWC-21	GWC-23	GWC-9
7/11/2018	<0.005	<0.005		
7/12/2018			<0.005	<0.005
1/29/2019	<0.005			
1/30/2019		<0.005	<0.005	<0.005
3/27/2019	<0.005	<0.005	<0.005	<0.005
9/11/2019	<0.005	<0.005	<0.005	<0.005
4/1/2020	<0.005	<0.005	<0.005	<0.005
9/15/2020	<0.005	<0.005	<0.005	
9/16/2020				<0.005
3/16/2021	<0.005			
3/17/2021		<0.005	<0.005	<0.005
8/19/2021	<0.005	<0.005	<0.005	<0.005
2/22/2022	<0.005			
2/23/2022		<0.005	<0.005	<0.005
8/3/2022	<0.005			<0.005
8/4/2022		<0.005	<0.005	
2/8/2023	<0.005	<0.005	<0.005	<0.005
8/2/2023	<0.005			<0.005
8/3/2023		<0.005	<0.005	
2/7/2024	<0.005	<0.005	<0.005	<0.005
8/14/2024	<0.005	<0.005	<0.005	<0.005
2/5/2025	<0.005	<0.005	<0.005	<0.005
8/5/2025	<0.005	<0.005		
8/6/2025			<0.005	<0.005

ND substitution: RL or RL/2 if <15% NDs.

Time Series

Constituent: Silver (mg/L) Analysis Run 1/6/2026 11:19 AM

Plant McIntosh Client: Southern Company Data: McIntosh LF 4

	GWA-2 (bg)	GWA-3 (bg)	GWA-4A (bg)	GWA-5 (bg)	GWA-13 (bg)
8/25/2004	<0.001	<0.001	<0.001	<0.001	
9/11/2004	<0.001	<0.001	<0.001	<0.001	
9/26/2004	<0.001	<0.001	<0.001	<0.001	
10/13/2004	<0.001	<0.001	<0.001	<0.001	
7/11/2005	<0.001	<0.001			
7/12/2005			<0.001	<0.001	
12/7/2005	<0.001	<0.001			
12/8/2005			<0.001	<0.001	
6/23/2006	<0.001	<0.001			
6/24/2006			<0.001	<0.001	
11/28/2006	<0.001	<0.001	<0.001	<0.001	
6/19/2007	<0.001	<0.001	<0.001	<0.001	
7/6/2007	<0.001	<0.001		<0.001	
12/13/2007	<0.001	<0.001	<0.001		
12/14/2007				<0.001	
6/20/2008	<0.001	<0.001	<0.001	<0.001	
12/7/2008	<0.001	<0.001	<0.001	<0.001	
7/9/2009	<0.001	<0.001	<0.001	<0.001	
12/28/2009	<0.001	<0.001			
12/29/2009				<0.001	
12/30/2009			<0.001		
6/22/2010	<0.001	<0.001	<0.001	<0.001	<0.001
1/4/2011	<0.001		<0.001	<0.001	
1/5/2011		<0.001			
7/9/2011	<0.001	<0.001		<0.001	
7/10/2011			<0.001		
1/20/2012		<0.001			
1/21/2012	<0.001		<0.001	<0.001	
7/11/2012	<0.001	<0.001	<0.001	<0.001	
1/19/2013		<0.001		<0.001	
1/20/2013	<0.001		<0.001		
7/18/2013		<0.001		<0.001	
7/19/2013	<0.001		<0.001		
1/15/2014	<0.001	<0.001		<0.001	
1/16/2014			<0.001		
7/10/2014			<0.001	<0.001	
7/11/2014	<0.001	<0.001			
1/15/2015		<0.001		<0.001	
1/16/2015	<0.001		<0.001		
6/19/2015		<0.001		<0.001	
6/20/2015	<0.001		<0.001		
12/7/2015					<0.001
12/15/2015					<0.001
12/29/2015					<0.001
1/13/2016					<0.001
1/14/2016			<0.001	<0.001	
1/16/2016	<0.001	<0.001			
1/25/2016					<0.001
6/14/2016	<0.001	<0.001	<0.001	<0.001	<0.001
1/10/2017	<0.001	<0.001	<0.001		
1/11/2017				<0.001	
1/12/2017					<0.001

ND substitution: RL or RL/2 if <15% NDs.

Time Series

Constituent: Silver (mg/L) Analysis Run 1/6/2026 11:19 AM

Plant McIntosh Client: Southern Company Data: McIntosh LF 4

	GWA-2 (bg)	GWA-3 (bg)	GWA-4A (bg)	GWA-5 (bg)	GWA-13 (bg)
7/17/2017	<0.001				
7/18/2017		<0.001	<0.001	<0.001	<0.001
1/10/2018	<0.001	<0.001	<0.001	<0.001	<0.001
7/11/2018	<0.001	<0.001	<0.001	<0.001	<0.001
1/29/2019	<0.001	<0.001	<0.001	<0.001	<0.001
3/26/2019			<0.001	<0.001	<0.001
3/27/2019	<0.001	<0.001			
9/10/2019			<0.001	<0.001	<0.001
9/11/2019	<0.001	<0.001			
3/31/2020			<0.001	<0.001	<0.001
4/1/2020	<0.001	<0.001			
9/15/2020	<0.001	<0.001		<0.001	<0.001
9/16/2020			<0.001		
3/16/2021	<0.001	<0.001			<0.001
3/17/2021			<0.001	<0.001	
8/17/2021	<0.001	<0.001			
8/18/2021					<0.001
8/19/2021			<0.001	<0.001	
2/22/2022	<0.001	<0.001		<0.001	<0.001
2/23/2022			<0.001		
8/2/2022	<0.001	<0.001		<0.001	<0.001
8/3/2022			<0.001		
2/6/2023					<0.001
2/7/2023	<0.001	<0.001	<0.001	<0.001	
8/1/2023	<0.001		<0.001	<0.001	<0.001
8/2/2023		<0.001			
2/6/2024	<0.001	<0.001	<0.001	<0.001	<0.001
8/13/2024		<0.001	<0.001	<0.001	<0.001
8/15/2024	<0.001				
2/3/2025			<0.001		
2/4/2025	<0.001	<0.001		<0.001	<0.001
8/5/2025	<0.001		<0.001	<0.001	<0.001
8/6/2025		<0.001			

Time Series

Constituent: Silver (mg/L) Analysis Run 1/6/2026 11:19 AM

Plant McIntosh Client: Southern Company Data: McIntosh LF 4

	GWA-14 (bg)	GWA-15 (bg)	GWA-16 (bg)	GWC-17 (bg)	GWC-18 (bg)
1/20/2012				<0.001	
1/21/2012					<0.001
12/7/2015	<0.001	<0.001	<0.001		
12/8/2015				<0.001	<0.001
12/14/2015			<0.001	<0.001	<0.001
12/15/2015	<0.001	<0.001			
12/28/2015		<0.001	<0.001	<0.001	<0.001
12/29/2015	<0.001				
1/13/2016	<0.001	<0.001	<0.001	<0.001	
1/14/2016					<0.001
1/25/2016	<0.001	<0.001	<0.001		
1/26/2016				<0.001	<0.001
6/14/2016	<0.001				
6/15/2016		<0.001	<0.001	<0.001	
6/16/2016					<0.001
1/11/2017	<0.001	<0.001	<0.001	<0.001	<0.001
7/19/2017	<0.001	<0.001	<0.001	<0.001	
7/25/2017					<0.001
1/11/2018	<0.001	<0.001	<0.001	<0.001	
1/12/2018					<0.001
7/11/2018	<0.001	<0.001	<0.001	<0.001	<0.001
1/29/2019	<0.001	<0.001	<0.001	<0.001	
1/30/2019					0.00029 (J)
3/26/2019	<0.001	<0.001	<0.001		
3/27/2019				<0.001	<0.001
9/10/2019	<0.001		<0.001		
9/11/2019		<0.001		<0.001	<0.001
4/1/2020	<0.001	<0.001	<0.001	<0.001	<0.001
9/15/2020	<0.001	<0.001	<0.001	<0.001	<0.001
3/16/2021	<0.001		<0.001	<0.001	
3/17/2021		<0.001			<0.001
8/17/2021	<0.001		<0.001		
8/19/2021		<0.001		<0.001	<0.001
2/22/2022	<0.001	<0.001	<0.001	<0.001	
2/23/2022					<0.001
8/2/2022	<0.001	<0.001	<0.001	<0.001	<0.001
2/7/2023	<0.001	<0.001	<0.001		<0.001
2/8/2023				<0.001	
8/1/2023		<0.001	<0.001		
8/2/2023	<0.001			<0.001	<0.001
2/6/2024	<0.001	<0.001	<0.001	<0.001	
2/7/2024					<0.001
8/13/2024	<0.001	<0.001	<0.001	<0.001	
8/14/2024					<0.001
2/4/2025	<0.001	<0.001	<0.001	<0.001	
2/5/2025					<0.001
8/4/2025	<0.001				
8/5/2025		<0.001	<0.001	<0.001	
8/6/2025					<0.001

ND substitution: RL or RL/2 if <15% NDs.

Time Series

Constituent: Silver (mg/L) Analysis Run 1/6/2026 11:19 AM

Plant McIntosh Client: Southern Company Data: McIntosh LF 4

	GWC-1	GWC-10	GWC-11	GWC-12	GWC-19
8/25/2004	<0.001	<0.001	<0.001	<0.001	
9/11/2004	<0.001	<0.001	<0.001	<0.001	
9/26/2004	<0.001	<0.001	<0.001	<0.001	
10/13/2004		<0.001	<0.001	<0.001	
7/11/2005	<0.001			<0.001	
7/12/2005		<0.001	<0.001		
12/7/2005	<0.001	<0.001	<0.001	<0.001	
6/24/2006	<0.001	<0.001		<0.001	
6/25/2006			<0.001		
11/28/2006			<0.001	<0.001	
11/29/2006	<0.001	<0.001			
6/20/2007	<0.001	<0.001		<0.001	
6/21/2007			<0.001		
7/6/2007	<0.001	<0.001	<0.001	<0.001	
12/13/2007	<0.001	<0.001		<0.001	
12/14/2007			<0.001		
6/20/2008	<0.001	<0.001	<0.001	<0.001	
12/7/2008	<0.001	<0.001	<0.001	<0.001	
7/9/2009	<0.001				
7/10/2009		<0.001	<0.001	<0.001	
12/28/2009	<0.001			<0.001	
12/29/2009		<0.001	<0.001		
6/22/2010	<0.001	<0.001	<0.001	<0.001	
1/4/2011	<0.001	<0.001		<0.001	
1/5/2011			<0.001		
7/9/2011	<0.001		<0.001	<0.001	
7/10/2011		<0.001			
1/20/2012				<0.001	
1/21/2012	<0.001	<0.001	<0.001		
7/11/2012	<0.001	<0.001	<0.001	<0.001	
1/19/2013			<0.001	<0.001	
1/20/2013	<0.001	<0.001			
7/18/2013				<0.001	
7/19/2013	<0.001	<0.001	<0.001		
1/15/2014	<0.001		<0.001	<0.001	
1/16/2014		<0.001			
7/10/2014		<0.001			
7/11/2014	<0.001		0.00061 (J)	<0.001	
1/15/2015				<0.001	
1/16/2015	<0.001	<0.001	<0.001		
6/19/2015				<0.001	
6/20/2015	<0.001	<0.001	<0.001		
12/8/2015					<0.001
12/15/2015					<0.001
12/28/2015					<0.001
1/14/2016			<0.001		<0.001
1/16/2016	<0.001	<0.001		<0.001	
1/26/2016					<0.001
6/15/2016	<0.001		<0.001	<0.001	
6/16/2016		<0.001			<0.001
1/12/2017	<0.001	<0.001	<0.001	<0.001	
1/16/2017					<0.001

ND substitution: RL or RL/2 if <15% NDs.

Time Series

Constituent: Silver (mg/L) Analysis Run 1/6/2026 11:19 AM

Plant McIntosh Client: Southern Company Data: McIntosh LF 4

	GWC-1	GWC-10	GWC-11	GWC-12	GWC-19
7/19/2017	<0.001				
7/20/2017				<0.001	
7/24/2017		<0.001	<0.001		
7/25/2017					<0.001
1/11/2018	<0.001	<0.001	<0.001	<0.001	
1/12/2018					<0.001
7/11/2018					<0.001
7/12/2018	<0.001	<0.001	<0.001	<0.001	
1/29/2019					<0.001
1/30/2019	0.00021 (J)	0.00018 (J)	0.00016 (J)	<0.001	
3/27/2019	<0.001	<0.001	<0.001	<0.001	<0.001
9/11/2019	<0.001	<0.001	<0.001	<0.001	<0.001
4/1/2020	<0.001	<0.001		<0.001	<0.001
4/2/2020			<0.001		
9/15/2020	<0.001	<0.001	<0.001		
9/16/2020				<0.001	<0.001
3/16/2021	<0.001	<0.001		<0.001	<0.001
3/17/2021			<0.001		
8/18/2021	<0.001	<0.001	<0.001	<0.001	
8/19/2021					<0.001
2/23/2022	<0.001	<0.001	<0.001	<0.001	<0.001
8/2/2022			<0.001		
8/3/2022	<0.001	<0.001		<0.001	<0.001
2/7/2023	<0.001			<0.001	
2/8/2023		<0.001	<0.001		<0.001
8/2/2023	<0.001	<0.001	<0.001	<0.001	<0.001
2/7/2024	<0.001	<0.001	<0.001		<0.001
2/8/2024				<0.001	
8/14/2024	<0.001	<0.001	<0.001	<0.001	<0.001
2/4/2025		<0.001			<0.001
2/5/2025	<0.001		<0.001	<0.001	
8/5/2025					<0.001
8/6/2025	<0.001	<0.001	<0.001	<0.001	

ND substitution: RL or RL/2 if <15% NDs.

Time Series

Constituent: Silver (mg/L) Analysis Run 1/6/2026 11:19 AM

Plant McIntosh Client: Southern Company Data: McIntosh LF 4

	GWC-20	GWC-21	GWC-23	GWC-9
8/25/2004				<0.001
9/11/2004				<0.001
9/26/2004				<0.001
10/13/2004				<0.001
7/12/2005				<0.001
12/8/2005				<0.001
6/25/2006				<0.001
11/29/2006				<0.001
6/20/2007				<0.001
7/6/2007				<0.001
12/13/2007				<0.001
6/20/2008				<0.001
12/7/2008				<0.001
7/9/2009				<0.001
12/29/2009				<0.001
6/22/2010				<0.001
1/5/2011				<0.001
7/9/2011				<0.001
1/21/2012				<0.001
7/11/2012				<0.001
1/19/2013				<0.001
7/18/2013				<0.001
1/15/2014				<0.001
7/10/2014				<0.001
1/16/2015				<0.001
6/20/2015				<0.001
12/9/2015	<0.001	<0.001		
12/14/2015	<0.001	<0.001		
12/29/2015	<0.001	<0.001		
1/14/2016	<0.001	<0.001		<0.001
1/25/2016	<0.001	<0.001		
6/15/2016				<0.001
6/16/2016	<0.001	<0.001	<0.001	
1/12/2017		<0.001		
1/13/2017	<0.001			<0.001
1/17/2017			<0.001	
7/24/2017				<0.001
7/25/2017	<0.001	<0.001	<0.001	
1/11/2018		<0.001		
1/12/2018	<0.001		<0.001	<0.001
7/11/2018	<0.001	<0.001		
7/12/2018			<0.001	<0.001
1/29/2019	<0.001			
1/30/2019		0.00018 (J)	0.00012 (J)	0.00018 (J)
3/27/2019	<0.001	<0.001	<0.001	<0.001
9/11/2019	<0.001	<0.001	<0.001	<0.001
4/1/2020	<0.001	<0.001	<0.001	<0.001
9/15/2020	<0.001	<0.001	<0.001	
9/16/2020				<0.001
3/16/2021	<0.001			
3/17/2021		<0.001	<0.001	<0.001
8/19/2021	<0.001	<0.001	<0.001	<0.001

ND substitution: RL or RL/2 if <15% NDs.

Time Series

Constituent: Silver (mg/L) Analysis Run 1/6/2026 11:19 AM

Plant McIntosh Client: Southern Company Data: McIntosh LF 4

	GWC-20	GWC-21	GWC-23	GWC-9
2/22/2022	<0.001			
2/23/2022		<0.001	<0.001	<0.001
8/3/2022	<0.001			<0.001
8/4/2022		<0.001	<0.001	
2/8/2023	<0.001	<0.001	<0.001	<0.001
8/2/2023	<0.001			<0.001
8/3/2023		<0.001	<0.001	
2/7/2024	<0.001	<0.001	<0.001	<0.001
8/14/2024	<0.001	<0.001	<0.001	<0.001
2/5/2025	<0.001	<0.001	<0.001	<0.001
8/5/2025	<0.001	<0.001		
8/6/2025			<0.001	<0.001

ND substitution: RL or RL/2 if <15% NDs.

Time Series

Constituent: Sulfate (mg/L) Analysis Run 1/6/2026 11:19 AM

Plant McIntosh Client: Southern Company Data: McIntosh LF 4

	GWA-2 (bg)	GWA-3 (bg)	GWA-4A (bg)	GWA-5 (bg)	GWA-13 (bg)
4/19/2016	1.27	1.03			
4/20/2016			7.31	0.367 (J)	0.496 (J)
6/14/2016	1.7	0.88 (J)	8.6	0.48 (J)	0.62 (J)
8/9/2016	<1	<1		<1	<1
8/11/2016			3.7		
9/26/2016	<1				
9/27/2016		0.9 (J)	4.6	<1	<1
11/14/2016		<1	7.4		
11/15/2016	<1			<1	<1
1/10/2017	0.83 (J)	1.2	4.7		
1/11/2017				<1	
1/12/2017					<1
2/28/2017	0.99 (J)	1.1	4.1	<1	<1
4/19/2017	0.97 (J)	<1			
4/20/2017			5.9	<1	<1
10/10/2017	<1		7.3		
10/11/2017		<1		<1	<1
1/10/2018	<1	1.1	7.6	<1	<1
7/11/2018	<1	<1	14	<1	<1
1/29/2019	0.64 (J)	<1	8.7	<1	1.2
3/26/2019			11	0.68 (J)	0.63 (J)
3/27/2019	<1	0.7 (J)			
9/10/2019			9.8	0.77 (J)	0.93 (J)
9/11/2019	0.76 (J)	1			
3/31/2020			6.2	0.76 (J)	1.4
4/1/2020	0.95 (J)	1.1			
9/15/2020	<1	0.47 (J)		<1	0.38 (J)
9/16/2020			4.1		
3/16/2021	<1	<1			<1
3/17/2021			3.5	<1	
8/17/2021	<1	<1			
8/18/2021					<1
8/19/2021			5.4	<1	
2/22/2022	<1	<1		<1	<1
2/23/2022			2.7		
8/2/2022	<1	0.4 (J)		<1	<1
8/3/2022			2		
2/6/2023					<1
2/7/2023	<1	<1	1.7	<1	
8/1/2023	<1		5.5	<1	0.52 (J)
8/2/2023		0.62 (J)			
2/6/2024	1.2	1.2	2.1	<1	0.87 (J)
8/13/2024		0.92 (J)	3.7	<1	0.83 (J)
8/15/2024	1.3				
2/3/2025			2		
2/4/2025	0.69 (J)	0.97 (J)		0.49 (J)	0.62 (J)
8/5/2025	<1		2.6	<1	0.97 (J)
8/6/2025		0.94 (J)			

ND substitution: RL or RL/2 if <15% NDs.

Time Series

Constituent: Sulfate (mg/L) Analysis Run 1/6/2026 11:19 AM

Plant McIntosh Client: Southern Company Data: McIntosh LF 4

	GWA-14 (bg)	GWA-15 (bg)	GWA-16 (bg)	GWC-17 (bg)	GWC-18 (bg)
4/19/2016					4.84
4/20/2016	5.85 (O)		0.53 (J)	2.93	
4/21/2016		0.503 (J)			
6/14/2016	4.6 (O)				
6/15/2016		0.62 (J)	0.67 (J)	1.8	
6/16/2016					9 (O)
8/9/2016	2.7	<1	<1	1.6	
8/11/2016					5
9/27/2016	2	<1	<1	1.5	
9/28/2016					5.1
11/15/2016	1.5	<1	<1	1.3	
11/16/2016					4.9
1/11/2017	1.4	<1	<1	1.1	5.2
2/28/2017	1.1	<1			
3/1/2017			<1	1.3	4.6
4/20/2017	0.82 (J)	<1	<1	0.77 (J)	
4/25/2017					4.6
10/11/2017	<1	<1	<1	<1	
10/12/2017					4
12/13/2017					4
1/11/2018	<1	<1	<1	<1	
1/12/2018					4.5
7/11/2018	<1	<1	<1	<1	5
1/29/2019	0.52 (J)	0.43 (J)	<1	<1	
1/30/2019					5.8
3/26/2019	0.92 (J)	0.79 (J)	0.9 (J)		
3/27/2019				<1	4.8
9/10/2019	0.83 (J)		0.83 (J)		
9/11/2019		1.2		0.85 (J)	4.5
4/1/2020	0.67 (J)	0.49 (J)	0.73 (J)	<1	4.1
9/15/2020	1.1	0.44 (J)	0.44 (J)	<1	2.7
3/16/2021	<1		<1	<1	
3/17/2021		<1			3.5
8/17/2021	<1		<1		
8/19/2021		0.8 (J)		<1	3.5
2/22/2022	<1	<1	<1	<1	
2/23/2022					4.5
8/2/2022	<1	<1	<1	<1	1.8
2/7/2023	<1	<1	<1		2
2/8/2023				<1	
8/1/2023		0.57 (J)	0.48 (J)		
8/2/2023	0.62 (J)			<1	2.4
2/6/2024	0.81 (J)	0.47 (J)	0.42 (J)	<1	
2/7/2024					1.7
8/13/2024	0.81 (J)	0.83 (J)	0.71 (J)	<1	
8/14/2024					3.8
2/4/2025	1 (F1)	0.58 (J)	0.76 (J)	<1	
2/5/2025					2.2
8/4/2025	0.78 (J)				
8/5/2025		<1	<1	<1	
8/6/2025					1.7

ND substitution: RL or RL/2 if <15% NDs.

Time Series

Constituent: Sulfate (mg/L) Analysis Run 1/6/2026 11:19 AM

Plant McIntosh Client: Southern Company Data: McIntosh LF 4

	GWC-1	GWC-10	GWC-11	GWC-12	GWC-19
4/19/2016					2.21
4/20/2016	1.79		4.37	0.601 (J)	
4/21/2016		1.93			
6/15/2016	2		5.7	0.8 (J)	
6/16/2016		2.3			2.5
8/10/2016	0.96 (J)	2.9	4.5	<1	2.7
9/27/2016	0.75 (J)	3.2	4.4	<1	
9/28/2016					2.5
11/15/2016	0.97 (J)	3.5	4.4	<1	2.2
1/12/2017	1.7	4.2	4.6	<1	
1/16/2017					2.1
3/1/2017	2	3.5	4.5	<1	1.9
4/20/2017	1.3			<1	
4/24/2017		3.5	4		
4/25/2017					1.6
10/11/2017	1.3		4.5		
10/12/2017		2.7		<1	1.7
1/11/2018	1.6	2.6	3.5	<1	
1/12/2018					1.5
7/11/2018					1.4
7/12/2018	1.1	5	5.9	<1	
1/29/2019					1.4
1/30/2019	2.1	5	4.3	0.65 (J)	
3/27/2019	1.6	4.3	5.4	0.67 (J)	1.6
9/11/2019	1.3	5.2	3.8	1	1.8
4/1/2020	2	2.2		0.91 (J)	2.1
4/2/2020			3.4		
9/15/2020	1.6	3.6	5		
9/16/2020				0.53 (J)	1.6
3/16/2021	1.6	2.4		<1	1.9
3/17/2021			5.6		
8/18/2021	1.2	3	4.1	<1	
8/19/2021					2.5
2/23/2022	1.6	3.4	2.9	1.1	3.1
8/2/2022			2.7		
8/3/2022	0.45 (J)	1.6		<1	1.7
2/7/2023	0.64 (J)			<1	
2/8/2023		1.8	1.9		2
8/2/2023	0.53 (J)	2.4	2.3	0.56 (J)	2.2
2/7/2024	0.96 (J)	2.4	1.6		1.8
2/8/2024				0.4 (J)	
8/14/2024	1.6	3.1	2.4	0.61 (J)	2.4
2/4/2025		2.9			<1
2/5/2025	1.8		1.9	0.56 (J)	
8/5/2025					1.9
8/6/2025	1.2	3	1.7	0.94 (J)	

ND substitution: RL or RL/2 if <15% NDs.

Time Series

Constituent: Sulfate (mg/L) Analysis Run 1/6/2026 11:19 AM

Plant McIntosh Client: Southern Company Data: McIntosh LF 4

	GWC-20	GWC-21	GWC-23	GWC-9
4/19/2016				3.84
4/21/2016	5.25	1.99		
6/15/2016				3.8
6/16/2016	3.9	1.6	9.2 (O)	
8/10/2016	2.8	1.1	3.1	1.6
9/27/2016	2.6	1.1		0.91 (J)
9/28/2016			3.1	
11/15/2016	1.9	1		<1
11/16/2016			3.2	
1/12/2017		1.2		
1/13/2017	1.8			<1
1/17/2017			2.6	
3/1/2017	1.7	1.2		1.5
3/2/2017			3.3	
4/24/2017		0.95 (J)		1.2
4/25/2017	1.3		2.4	
7/13/2017			2.1	
10/12/2017	1.1	0.72 (J)	2.1	2.3
1/11/2018		<1		
1/12/2018	0.86 (J)		1.9	<1
7/11/2018	0.9 (J)	<1		
7/12/2018			2	<1
1/29/2019	1.3			
1/30/2019		0.72 (J)	2.4	0.58 (J)
3/27/2019	1.7	0.92 (J)	2.8	1.2
9/11/2019	0.97 (J)	0.94 (J)	2.5	0.92 (J)
4/1/2020	1.6	0.81 (J)	2	4.1
9/15/2020	0.67 (J)	0.56 (J)	1.9	
9/16/2020				<1
3/16/2021	0.98 (J)			
3/17/2021		<1	1.8	<1
8/19/2021	1.3	0.79 (J)	1.9	<1
2/22/2022	1.4			
2/23/2022		1	2.4	<1
8/3/2022	<1			<1
8/4/2022		<1	1.8	
2/8/2023	<1	<1	1.7	<1
8/2/2023	0.82 (J)			0.42 (J)
8/3/2023		0.54 (J)	2.9	
2/7/2024	0.5 (J)	0.4 (J)	1.7	<1
8/14/2024	0.92 (J)	0.51 (J)	2.5	1
2/5/2025	0.98 (J)	0.64 (J)	2.5	0.61 (J)
8/5/2025	0.78 (J)	<1		
8/6/2025			1.9	<1

ND substitution: RL or RL/2 if <15% NDs.

Time Series

Constituent: TDS (mg/L) Analysis Run 1/6/2026 11:19 AM

Plant McIntosh Client: Southern Company Data: McIntosh LF 4

	GWA-2 (bg)	GWA-3 (bg)	GWA-4A (bg)	GWA-5 (bg)	GWA-13 (bg)
4/19/2016	<25	<10			
4/20/2016			<5	<5	<10
6/14/2016	55	46	67	62	47
8/9/2016	6	18		6	10
8/11/2016			<5		
9/26/2016	24				
9/27/2016		30	28	10	16
11/14/2016		26	48		
11/15/2016	38			32	4 (J)
1/10/2017	18	18	22		
1/11/2017				12	
1/12/2017					26
2/28/2017	12	22	32	<5	6
4/19/2017	14	14			
4/20/2017			20	34	<10
10/10/2017	10		24		
10/11/2017		30		40	32
1/10/2018	6	28	42	48	10
7/11/2018	16	12	<5	22	28
1/29/2019	36	27	26	34	24
3/26/2019			39	21	<10
3/27/2019	36	35			
9/10/2019			36	13	21
9/11/2019	28	15			
3/31/2020			27	28	17
4/1/2020	32	20			
9/15/2020	22	<10		23	17
9/16/2020			21		
3/16/2021	24	25			23
3/17/2021			36	31	
8/17/2021	48	21			
8/18/2021					21
8/19/2021			26	20	
2/22/2022	27	16		21	17
2/23/2022			21		
8/2/2022	12	11		11	<10
8/3/2022			20		
2/6/2023					19
2/7/2023	32	25	21	24	
8/1/2023	26		25	19	35
8/2/2023		31			
2/6/2024	34	22	20	25	23
8/13/2024		36	29	25	28
8/15/2024	32				
2/3/2025			20		
2/4/2025	31	22		20	28
8/5/2025	51		33	33	31
8/6/2025		35			

ND substitution: RL or RL/2 if <15% NDs.

Time Series

Constituent: TDS (mg/L) Analysis Run 1/6/2026 11:19 AM

Plant McIntosh Client: Southern Company Data: McIntosh LF 4

	GWA-14 (bg)	GWA-15 (bg)	GWA-16 (bg)	GWC-17 (bg)	GWC-18 (bg)
4/19/2016					106
4/20/2016	<10		<10	29	
4/21/2016		<5			
6/14/2016	65				
6/15/2016		58	67	85	
6/16/2016					150
8/9/2016	24	6	4 (J)	<5	
8/11/2016					78
9/27/2016	14	16	18	6	
9/28/2016					43
11/15/2016	18	18	26	24	
11/16/2016					140
1/11/2017	6	8	<10	20	64
2/28/2017	14	4 (J)			
3/1/2017			6	38	88
4/20/2017	<10	10	<10	6	
4/25/2017					92
10/11/2017	22	26	24	48	
10/12/2017					54
1/11/2018	36	56	6	18	
1/12/2018					110
7/11/2018	20	<5	24	22	16
1/29/2019	22	23	26	37	
1/30/2019					100
3/26/2019	17	17	27		
3/27/2019				38	79
9/10/2019	16		13		
9/11/2019		15		31	45
4/1/2020	<10	21	15	27	73
9/15/2020	17	13	14	26	64
3/16/2021	17		20	25	
3/17/2021		29			59
8/17/2021	19		19		
8/19/2021		21		32	71
2/22/2022	16	22	17	27	
2/23/2022					54
8/2/2022	13	11	<10	15	39
2/7/2023	23	23	24		90
2/8/2023				35	
8/1/2023		47	35		
8/2/2023	26			38	89
2/6/2024	20	28	27	34	
2/7/2024					88
8/13/2024	28	26	27	39	
8/14/2024					89
2/4/2025	18	25	29	36	
2/5/2025					76
8/4/2025	33				
8/5/2025		30	39	48	
8/6/2025					76

ND substitution: RL or RL/2 if <15% NDs.

Time Series

Constituent: TDS (mg/L) Analysis Run 1/6/2026 11:19 AM

Plant McIntosh Client: Southern Company Data: McIntosh LF 4

	GWC-1	GWC-10	GWC-11	GWC-12	GWC-19
4/19/2016					34
4/20/2016	<25		32	41	
4/21/2016		49			
6/15/2016	52		81	27	
6/16/2016		109			34
8/10/2016	10	58	64	6	32
9/27/2016	30	100	60	16	
9/28/2016					13
11/15/2016	32	94	72	22	64
1/12/2017	52	110	84	44	
1/16/2017					12
3/1/2017	44	110	64	8	72
4/20/2017	20			<5	
4/24/2017		32	46		
4/25/2017					62
10/11/2017	54		88		
10/12/2017		74		12	38
12/12/2017		150			
12/13/2017			68		
1/11/2018	100	150	10	34	
1/12/2018					81
7/11/2018					38
7/12/2018	24	140	94	26	
1/29/2019					62
1/30/2019	55	160	89	22	
3/27/2019	26	130	79	24	61
9/11/2019	49	130	39	28	49
4/1/2020	39	130		20	52
4/2/2020			63		
9/15/2020	25	140	82		
9/16/2020				17	60
3/16/2021	29	130		19	65
3/17/2021			81		
8/18/2021	33	140	97	20	
8/19/2021					57
2/23/2022	31	130	70	16	41
8/2/2022			35		
8/3/2022	33	130		25	50
2/7/2023	34			27	
2/8/2023		130	71		54
8/2/2023	35	130	79	28	51
2/7/2024	33	130	73		48
2/8/2024				23	
8/14/2024	33	120	77	22	47
2/4/2025		130			48
2/5/2025	39		86	28	
8/5/2025					63
8/6/2025	44	150	84	35	

ND substitution: RL or RL/2 if <15% NDs.

Time Series

Constituent: TDS (mg/L) Analysis Run 1/6/2026 11:19 AM

Plant McIntosh Client: Southern Company Data: McIntosh LF 4

	GWC-20	GWC-21	GWC-23	GWC-9
4/19/2016				49
4/21/2016	28	<5		
6/15/2016				84
6/16/2016	42	30	78	
8/10/2016	6	<5	88	44
9/27/2016	20	14		30
9/28/2016			35	
11/15/2016	82	58		32
11/16/2016			98	
1/12/2017		38		
1/13/2017	36			54
1/17/2017			36	
3/1/2017	40	32		34
3/2/2017			38	
4/24/2017		16		<10
4/25/2017	14		28	
7/13/2017			20	
10/12/2017	22	12	24	20
1/11/2018		20		
1/12/2018	56		43	48
7/11/2018	32	52		
7/12/2018			40	42
1/29/2019	27			
1/30/2019		43	38	42
3/27/2019	57	33	42	34
9/11/2019	45	23	24	43
4/1/2020	26	21	25	36
9/15/2020	34	24	27	
9/16/2020				<10
3/16/2021	37			
3/17/2021		24	24	40
8/19/2021	40	32	32	37
2/22/2022	33			
2/23/2022		26	23	30
8/3/2022	35			42
8/4/2022		26	33	
2/8/2023	31	32	31	44
8/2/2023	36			45
8/3/2023		30	36	
2/7/2024	33	28	33	50
8/14/2024	34	26	33	42
2/5/2025	35	34	28	40
8/5/2025	63	44		
8/6/2025			33	53

ND substitution: RL or RL/2 if <15% NDs.

Time Series

Constituent: Thallium (mg/L) Analysis Run 1/6/2026 11:19 AM

Plant McIntosh Client: Southern Company Data: McIntosh LF 4

	GWA-2 (bg)	GWA-3 (bg)	GWA-4A (bg)	GWA-5 (bg)	GWA-13 (bg)
8/25/2004	<0.001	<0.001	<0.001	<0.001	
9/11/2004	<0.001	<0.001	<0.001	<0.001	
9/26/2004	<0.001	<0.001	<0.001	<0.001	
10/13/2004	<0.001	<0.001	<0.001	<0.001	
7/11/2005	<0.001	<0.001			
7/12/2005			<0.001	<0.001	
12/7/2005	<0.001	<0.001			
12/8/2005			<0.001	<0.001	
6/23/2006	<0.001	<0.001			
6/24/2006			<0.001	<0.001	
11/28/2006	<0.001	<0.001	<0.001	<0.001	
7/6/2007	<0.001	<0.001		<0.001	
12/13/2007	<0.001	<0.001	<0.001		
12/14/2007				<0.001	
6/20/2008	<0.001	<0.001	<0.001	<0.001	
12/7/2008	<0.001	<0.001	<0.001	<0.001	
7/9/2009	<0.001	<0.001	<0.001	<0.001	
12/28/2009	<0.001	<0.001			
12/29/2009				<0.001	
12/30/2009			<0.001		
6/22/2010	<0.001	<0.001	<0.001	<0.001	<0.001
1/4/2011	<0.001		<0.001	<0.001	
1/5/2011		<0.001			
7/9/2011	<0.001	<0.001		<0.001	
7/10/2011			<0.001		
1/20/2012		<0.001			
1/21/2012	<0.001		<0.001	<0.001	
7/11/2012	<0.001	<0.001	<0.001	<0.001	
1/19/2013		<0.001		<0.001	
1/20/2013	<0.001		<0.001		
7/18/2013		<0.001		<0.001	
7/19/2013	<0.001		<0.001		
1/15/2014	<0.001	<0.001		<0.001	
1/16/2014			<0.001		
6/19/2015		<0.001		<0.001	
6/20/2015	<0.001		<0.001		
12/7/2015					<0.001
12/15/2015					<0.001
12/29/2015					0.0001 (J)
1/13/2016					6E-05 (J)
1/14/2016			<0.001	<0.001	
1/16/2016	<0.001	<0.001			
1/25/2016					<0.001
4/19/2016	<0.001	<0.001			
4/20/2016			<0.001	<0.001	<0.001
6/14/2016	<0.001	<0.001	3.6E-05 (J)	<0.001	<0.001
8/9/2016	<0.001	<0.001		<0.001	<0.001
8/11/2016			<0.001		
9/26/2016	<0.001				
9/27/2016		<0.001	<0.001	<0.001	<0.001
11/14/2016		<0.001	<0.001		
11/15/2016	<0.001			<0.001	<0.001

ND substitution: RL or RL/2 if <15% NDs.

Time Series

Constituent: Thallium (mg/L) Analysis Run 1/6/2026 11:19 AM

Plant McIntosh Client: Southern Company Data: McIntosh LF 4

	GWA-2 (bg)	GWA-3 (bg)	GWA-4A (bg)	GWA-5 (bg)	GWA-13 (bg)
1/10/2017	<0.001	<0.001	<0.001		
1/11/2017				<0.001	
1/12/2017					<0.001
2/28/2017	<0.001	<0.001	<0.001	<0.001	<0.001
4/19/2017	<0.001	<0.001			
4/20/2017			<0.001	<0.001	<0.001
7/17/2017	<0.001				
7/18/2017		<0.001	<0.001	<0.001	<0.001
1/10/2018	<0.001	<0.001	<0.001	<0.001	<0.001
7/11/2018	<0.001	<0.001	<0.001	<0.001	<0.001
1/29/2019	<0.001	<0.001	<0.001	<0.001	<0.001
3/26/2019			<0.001	<0.001	<0.001
3/27/2019	<0.001	<0.001			
9/10/2019			0.00033 (J)	<0.001	0.00057 (J)
9/11/2019	<0.001	<0.001			
3/31/2020			<0.001	<0.001	<0.001
4/1/2020	0.00017 (J)	<0.001			
9/15/2020	0.00029 (J)	0.00017 (J)		<0.001	<0.001
9/16/2020			<0.001		
3/16/2021	<0.001	<0.001			<0.001
3/17/2021			<0.001	<0.001	
8/17/2021	0.00062 (J)	0.00015 (J)			
8/18/2021					0.00016 (J)
8/19/2021			<0.001	<0.001	
2/22/2022	<0.001	<0.001		<0.001	<0.001
2/23/2022			<0.001		
8/2/2022	<0.001	<0.001		<0.001	<0.001
8/3/2022			<0.001		
2/6/2023					<0.001
2/7/2023	<0.001	<0.001	<0.001	<0.001	
8/1/2023	<0.001		<0.001	<0.001	<0.001
8/2/2023		<0.001			
2/6/2024	<0.001	<0.001	<0.001	<0.001	<0.001
8/13/2024		<0.001	<0.001	<0.001	<0.001
8/15/2024	<0.001				
2/3/2025			<0.001		
2/4/2025	<0.001	<0.001		<0.001	<0.001
8/5/2025	<0.001		<0.001	<0.001	<0.001
8/6/2025		<0.001			

ND substitution: RL or RL/2 if <15% NDs.

Time Series

Constituent: Thallium (mg/L) Analysis Run 1/6/2026 11:19 AM

Plant McIntosh Client: Southern Company Data: McIntosh LF 4

	GWA-14 (bg)	GWA-15 (bg)	GWA-16 (bg)	GWC-17 (bg)	GWC-18 (bg)
1/20/2012				<0.001	
1/21/2012					<0.001
12/7/2015	<0.001	<0.001	<0.001		
12/8/2015				0.0001 (J)	0.0001 (J)
12/14/2015			<0.001	9E-05 (J)	0.0001 (J)
12/15/2015	<0.001	<0.001			
12/28/2015		<0.001	<0.001	9E-05 (J)	0.0001 (J)
12/29/2015	<0.001				
1/13/2016	7.9E-05 (J)	<0.001	<0.001	0.0001 (J)	
1/14/2016					0.000137 (J)
1/25/2016	<0.001	<0.001	<0.001		
1/26/2016				9.5E-05 (J)	0.000142 (J)
4/19/2016					<0.001
4/20/2016	<0.001		<0.001	<0.001	
4/21/2016		<0.001			
6/14/2016	<0.001				
6/15/2016		<0.001	<0.001	3.8E-05 (J)	
6/16/2016					0.00013 (J)
8/9/2016	<0.001	<0.001	<0.001	<0.001	
8/11/2016					0.00011 (J)
9/27/2016	<0.001	<0.001	<0.001	<0.001	
9/28/2016					0.00012 (J)
11/15/2016	<0.001	<0.001	<0.001	<0.001	
11/16/2016					<0.001
1/11/2017	<0.001	<0.001	<0.001	<0.001	9.5E-05 (J)
2/28/2017	<0.001	<0.001			
3/1/2017			<0.001	<0.001	0.00011 (J)
4/20/2017	<0.001	<0.001	<0.001	<0.001	
4/25/2017					0.00012 (J)
7/19/2017	<0.001	<0.001	<0.001	<0.001	
7/25/2017					0.00011 (J)
1/11/2018	<0.001	<0.001	<0.001	<0.001	
1/12/2018					0.00011 (J)
7/11/2018	<0.001	<0.001	<0.001	<0.001	9.5E-05 (J)
1/29/2019	<0.001	<0.001	<0.001	<0.001	
1/30/2019					0.00012 (J)
3/26/2019	<0.001	<0.001	<0.001		
3/27/2019				<0.001	<0.001
9/10/2019	0.00021 (J)		0.0002 (J)		
9/11/2019		<0.001		<0.001	0.00018 (J)
4/1/2020	0.00018 (J)	<0.001	<0.001	<0.001	<0.001
9/15/2020	<0.001	<0.001	<0.001	<0.001	<0.001
3/16/2021	<0.001		<0.001	<0.001	
3/17/2021		<0.001			0.00016 (J)
8/17/2021	0.0006 (J)		0.00025 (J)		
8/19/2021		<0.001		<0.001	<0.001
2/22/2022	<0.001	<0.001	<0.001	<0.001	
2/23/2022					<0.001
8/2/2022	<0.001	<0.001	<0.001	<0.001	<0.001
2/7/2023	<0.001	<0.001	<0.001		<0.001
2/8/2023				<0.001	
8/1/2023		<0.001	<0.001		

ND substitution: RL or RL/2 if <15% NDs.

Time Series

Constituent: Thallium (mg/L) Analysis Run 1/6/2026 11:19 AM

Plant McIntosh Client: Southern Company Data: McIntosh LF 4

	GWA-14 (bg)	GWA-15 (bg)	GWA-16 (bg)	GWC-17 (bg)	GWC-18 (bg)
8/2/2023	<0.001			<0.001	<0.001
2/6/2024	<0.001	<0.001	<0.001	<0.001	
2/7/2024					<0.001
8/13/2024	<0.001	<0.001	<0.001	<0.001	
8/14/2024					<0.001
2/4/2025	<0.001	<0.001	<0.001	<0.001	
2/5/2025					<0.001
8/4/2025	<0.001				
8/5/2025		<0.001	<0.001	<0.001	
8/6/2025					<0.001

ND substitution: RL or RL/2 if <15% NDs.

Time Series

Constituent: Thallium (mg/L) Analysis Run 1/6/2026 11:19 AM

Plant McIntosh Client: Southern Company Data: McIntosh LF 4

	GWC-1	GWC-10	GWC-11	GWC-12	GWC-19
8/25/2004	<0.001	<0.001	<0.001	<0.001	
9/11/2004	<0.001	<0.001	<0.001	<0.001	
9/26/2004	<0.001	<0.001	<0.001	<0.001	
10/13/2004	<0.001	<0.001	<0.001	<0.001	
7/11/2005	<0.001			<0.001	
7/12/2005		<0.001	<0.001		
12/7/2005	<0.001	<0.001	<0.001	<0.001	
6/24/2006	<0.001	<0.001		<0.001	
6/25/2006			<0.001		
11/28/2006			<0.001	<0.001	
11/29/2006	<0.001	<0.001			
7/6/2007	<0.001	<0.001	<0.001	<0.001	
12/13/2007	<0.001	<0.001		<0.001	
12/14/2007			<0.001		
6/20/2008	<0.001	<0.001	<0.001	<0.001	
12/7/2008	<0.001	<0.001	<0.001	<0.001	
7/9/2009	<0.001				
7/10/2009		<0.001	<0.001	<0.001	
12/28/2009	<0.001			<0.001	
12/29/2009		<0.001	<0.001		
6/22/2010	<0.001	<0.001	<0.001	<0.001	
1/4/2011	<0.001	<0.001		<0.001	
1/5/2011			<0.001		
7/9/2011	<0.001		<0.001	<0.001	
7/10/2011		<0.001			
1/20/2012				<0.001	
1/21/2012	<0.001	<0.001	<0.001		
7/11/2012	<0.001	<0.001	<0.001	<0.001	
1/19/2013			<0.001	<0.001	
1/20/2013	<0.001	<0.001			
7/18/2013				<0.001	
7/19/2013	<0.001	<0.001	<0.001		
1/15/2014	<0.001		<0.001	<0.001	
1/16/2014		<0.001			
6/19/2015				<0.001	
6/20/2015	<0.001	<0.001	<0.001		
12/8/2015					<0.001
12/15/2015					<0.001
12/28/2015					<0.001
1/14/2016			6.1E-05 (J)		7.9E-05 (J)
1/16/2016	<0.001	<0.001		<0.001	
1/26/2016					<0.001
4/19/2016					<0.001
4/20/2016	<0.001		<0.001	<0.001	
4/21/2016		<0.001			
6/15/2016	<0.001		<0.001	<0.001	
6/16/2016		<0.001			<0.001
8/10/2016	<0.001	<0.001	<0.001	<0.001	<0.001
9/27/2016	<0.001	<0.001	<0.001	<0.001	
9/28/2016					<0.001
11/15/2016	<0.001	<0.001	<0.001	<0.001	<0.001
1/12/2017	<0.001	<0.001	<0.001	<0.001	

ND substitution: RL or RL/2 if <15% NDs.

Time Series

Constituent: Thallium (mg/L) Analysis Run 1/6/2026 11:19 AM

Plant McIntosh Client: Southern Company Data: McIntosh LF 4

	GWC-1	GWC-10	GWC-11	GWC-12	GWC-19
1/16/2017					<0.001
3/1/2017	<0.001	<0.001	<0.001	<0.001	<0.001
4/20/2017	<0.001			<0.001	
4/24/2017		<0.001	<0.001		
4/25/2017					<0.001
7/19/2017	<0.001				
7/20/2017				<0.001	
7/24/2017		<0.001	<0.001		
7/25/2017					<0.001
1/11/2018	<0.001	<0.001	<0.001	<0.001	
1/12/2018					<0.001
7/11/2018					<0.001
7/12/2018	<0.001	<0.001	<0.001	<0.001	
1/29/2019					<0.001
1/30/2019	<0.001	<0.001	<0.001	<0.001	
3/27/2019	<0.001	<0.001	<0.001	<0.001	<0.001
9/11/2019	<0.001	0.0002 (J)	<0.001	0.00017 (J)	0.00019 (J)
4/1/2020	<0.001	0.00031 (J)		<0.001	<0.001
4/2/2020			0.00028 (J)		
9/15/2020	<0.001	<0.001	<0.001		
9/16/2020				<0.001	0.00026 (J)
3/16/2021	<0.001	0.00037 (J)		0.00022 (J)	<0.001
3/17/2021			0.00047 (J)		
8/18/2021	<0.001	<0.001	<0.001	<0.001	
8/19/2021					<0.001
2/23/2022	<0.001	<0.001	<0.001	<0.001	<0.001
8/2/2022			<0.001		
8/3/2022	<0.001	<0.001		<0.001	<0.001
2/7/2023	<0.001			<0.001	
2/8/2023		<0.001	<0.001		<0.001
8/2/2023	<0.001	<0.001	<0.001	<0.001	<0.001
2/7/2024	<0.001	<0.001	<0.001		<0.001
2/8/2024				<0.001	
8/14/2024	<0.001	<0.001	<0.001	<0.001	<0.001
2/4/2025		<0.001			<0.001
2/5/2025	<0.001		<0.001	<0.001	
8/5/2025					<0.001
8/6/2025	<0.001	<0.001	<0.001	<0.001	

ND substitution: RL or RL/2 if <15% NDs.

Time Series

Constituent: Thallium (mg/L) Analysis Run 1/6/2026 11:19 AM

Plant McIntosh Client: Southern Company Data: McIntosh LF 4

	GWC-20	GWC-21	GWC-23	GWC-9
8/25/2004				<0.001
9/11/2004				<0.001
9/26/2004				<0.001
10/13/2004				<0.001
7/12/2005				<0.001
12/8/2005				<0.001
6/25/2006				<0.001
11/29/2006				<0.001
7/6/2007				<0.001
12/13/2007				<0.001
6/20/2008				<0.001
12/7/2008				<0.001
7/9/2009				<0.001
12/29/2009				<0.001
6/22/2010				<0.001
1/5/2011				<0.001
7/9/2011				<0.001
1/21/2012				<0.001
7/11/2012				<0.001
1/19/2013				<0.001
7/18/2013				<0.001
1/15/2014				<0.001
6/20/2015				<0.001
12/9/2015	0.0001 (J)	<0.001		
12/14/2015	9E-05 (J)	<0.001		
12/29/2015	0.0001 (J)	<0.001		
1/14/2016	0.000118 (J)	<0.001		<0.001
1/25/2016	0.000102 (J)	<0.001		
4/19/2016				<0.001
4/21/2016	<0.001	<0.001		
6/15/2016				<0.001
6/16/2016	5.2E-05 (J)	2.7E-05 (J)	<0.001	
8/10/2016	<0.001	<0.001	<0.001	<0.001
9/27/2016	<0.001	0.00016 (J)		<0.001
9/28/2016			<0.001	
11/15/2016	<0.001	<0.001		<0.001
11/16/2016			<0.001	
1/12/2017		<0.001		
1/13/2017	<0.001			<0.001
1/17/2017			<0.001	
3/1/2017	<0.001	<0.001		<0.001
3/2/2017			<0.001	
4/24/2017		<0.001		<0.001
4/25/2017	<0.001		<0.001	
7/13/2017			<0.001	
7/24/2017				<0.001
7/25/2017	<0.001	<0.001	9E-05 (J)	
1/11/2018		<0.001		
1/12/2018	<0.001		0.00011 (J)	<0.001
7/11/2018	<0.001	<0.001		
7/12/2018			0.0001 (J)	<0.001
1/29/2019	<0.001			

ND substitution: RL or RL/2 if <15% NDs.

Time Series

Constituent: Thallium (mg/L) Analysis Run 1/6/2026 11:19 AM

Plant McIntosh Client: Southern Company Data: McIntosh LF 4

	GWC-20	GWC-21	GWC-23	GWC-9
1/30/2019		<0.001	0.00016 (J)	<0.001
3/27/2019	<0.001	<0.001	0.00011 (J)	<0.001
9/11/2019	0.00034 (J)	0.00041 (J)	0.00034 (J)	0.00023 (J)
4/1/2020	<0.001	<0.001	<0.001	<0.001
9/15/2020	<0.001	<0.001	<0.001	
9/16/2020				<0.001
3/16/2021	<0.001			
3/17/2021		<0.001	<0.001	<0.001
8/19/2021	<0.001	<0.001	<0.001	<0.001
2/22/2022	<0.001			
2/23/2022		<0.001	<0.001	<0.001
8/3/2022	<0.001			<0.001
8/4/2022		<0.001	<0.001	
2/8/2023	<0.001	<0.001	<0.001	<0.001
8/2/2023	<0.001			<0.001
8/3/2023		<0.001	<0.001	
2/7/2024	<0.001	<0.001	<0.001	<0.001
8/14/2024	<0.001	<0.001	<0.001	<0.001
2/5/2025	<0.001	<0.001	<0.001	<0.001
8/5/2025	<0.001	<0.001		
8/6/2025			0.00053 (J)	<0.001

ND substitution: RL or RL/2 if <15% NDs.

Time Series

Constituent: Vanadium (mg/L) Analysis Run 1/6/2026 11:19 AM

Plant McIntosh Client: Southern Company Data: McIntosh LF 4

	GWA-2 (bg)	GWA-3 (bg)	GWA-4A (bg)	GWA-5 (bg)	GWA-13 (bg)
8/25/2004	<0.005	<0.005	<0.005	<0.005	
9/11/2004	<0.005	<0.005	<0.005	<0.005	
9/26/2004	<0.005	<0.005	<0.005	<0.005	
10/13/2004	<0.005	<0.005	<0.005	<0.005	
7/11/2005	<0.005	<0.005			
7/12/2005			<0.005	<0.005	
12/7/2005	<0.005	<0.005			
12/8/2005			<0.005	<0.005	
6/23/2006	<0.005	<0.005			
6/24/2006			<0.005	<0.005	
11/28/2006	<0.005	<0.005	<0.005	<0.005	
6/19/2007	<0.005	0.0031	<0.005	<0.005	
7/6/2007	<0.005	0.0031		<0.005	
12/13/2007	<0.005	<0.005	<0.005		
12/14/2007				<0.005	
6/20/2008	<0.005	0.005	0.0033	<0.005	
12/7/2008	<0.005	<0.005	<0.005	<0.005	
7/9/2009	<0.005	<0.005	<0.005	<0.005	
12/28/2009	<0.005	<0.005			
12/29/2009				<0.005	
12/30/2009			<0.005		
6/22/2010	<0.005	<0.005	<0.005	<0.005	<0.005
1/4/2011	<0.005		<0.005	<0.005	
1/5/2011		0.056 (O)			
7/9/2011	<0.005	0.0033		<0.005	
7/10/2011			<0.005		
1/20/2012		<0.005			
1/21/2012	<0.005		<0.005	<0.005	
7/11/2012	0.0051	<0.005	<0.005	<0.005	
1/19/2013		<0.005		<0.005	
1/20/2013	<0.005		<0.005		
7/18/2013		<0.005		<0.005	
7/19/2013	<0.005		<0.005		
1/15/2014	<0.005	<0.005		<0.005	
1/16/2014			<0.005		
7/10/2014			<0.005	<0.005	
7/11/2014	<0.005	<0.005			
1/15/2015		<0.005		<0.005	
1/16/2015	<0.005		<0.005		
6/19/2015		<0.005		0.0035 (J)	
6/20/2015	<0.005		<0.005		
12/7/2015					<0.005
12/15/2015					<0.005
12/29/2015					<0.005
1/13/2016					<0.005
1/14/2016			<0.005	<0.005	
1/16/2016	<0.005	<0.005			
1/25/2016					<0.005
6/14/2016	0.00044 (J)	0.00027 (J)	0.00028 (J)	0.00047 (J)	0.00055 (J)
1/10/2017	0.0014 (J)	0.0015 (J)	0.0014 (J)		
1/11/2017				0.0016 (J)	
1/12/2017					0.0018 (J)

ND substitution: RL or RL/2 if <15% NDs.

Time Series

Constituent: Vanadium (mg/L) Analysis Run 1/6/2026 11:19 AM

Plant McIntosh Client: Southern Company Data: McIntosh LF 4

	GWA-2 (bg)	GWA-3 (bg)	GWA-4A (bg)	GWA-5 (bg)	GWA-13 (bg)
7/17/2017	<0.005				
7/18/2017		<0.005	<0.005	<0.005	<0.005
1/10/2018	<0.005	<0.005	<0.005	<0.005	<0.005
7/11/2018	<0.005	<0.005	<0.005	<0.005	<0.005
1/29/2019	<0.005	<0.005	<0.005	<0.005	0.0018 (J)
3/26/2019			0.0027	0.0015 (J)	<0.005
3/27/2019	0.0019 (J)	0.0047			
9/10/2019			0.0018	0.0018	0.0027
9/11/2019	0.0014	0.0012			
12/17/2019					0.0012
3/31/2020			<0.005	<0.005	<0.005
4/1/2020	<0.005	<0.005			
9/15/2020	<0.005	<0.005		<0.005	<0.005
9/16/2020			<0.005		
3/16/2021	<0.005	<0.005			<0.005
3/17/2021			<0.005	<0.005	
8/17/2021	<0.005	<0.005			
8/18/2021					<0.005
8/19/2021			<0.005	<0.005	
2/22/2022	0.001	<0.005		<0.005	<0.005
2/23/2022			<0.005		
8/2/2022	<0.005	<0.005		<0.005	<0.005
8/3/2022			0.00097 (J)		
2/6/2023					<0.005
2/7/2023	<0.005	<0.005	<0.005	<0.005	
8/1/2023	<0.005		<0.005	<0.005	<0.005
8/2/2023		<0.005			
2/6/2024	<0.005	<0.005	<0.005	<0.005	<0.005
8/13/2024		<0.005	<0.005	<0.005	<0.005
8/15/2024	<0.005				
2/3/2025			<0.005		
2/4/2025	<0.005	<0.005		<0.005	<0.005
8/5/2025	<0.005		<0.005	<0.005	<0.005
8/6/2025		<0.005			

ND substitution: RL or RL/2 if <15% NDs.

Time Series

Constituent: Vanadium (mg/L) Analysis Run 1/6/2026 11:19 AM

Plant McIntosh Client: Southern Company Data: McIntosh LF 4

	GWA-14 (bg)	GWA-15 (bg)	GWA-16 (bg)	GWC-17 (bg)	GWC-18 (bg)
1/20/2012				<0.005	
1/21/2012					<0.01
7/12/2012	<0.005				
12/7/2015	<0.005	<0.005	<0.005		
12/8/2015				<0.005	0.0023 (J)
12/14/2015			<0.005	<0.005	0.0028 (J)
12/15/2015	<0.005	<0.005			
12/28/2015		<0.005	<0.005	<0.005	0.0024 (J)
12/29/2015	<0.005				
1/13/2016	<0.005	<0.005	<0.005	<0.005	
1/14/2016					0.0022 (J)
1/25/2016	<0.005	<0.005	<0.005		
1/26/2016				<0.005	0.0022 (J)
6/14/2016	0.00033 (J)				
6/15/2016		0.0003 (J)	0.00015 (J)	0.00047 (J)	
6/16/2016					0.0041 (J)
1/11/2017	<0.005	0.0017 (J)	0.0015 (J)	<0.005	0.003
7/19/2017	<0.005	<0.005	<0.005	<0.005	
7/25/2017					0.0055
1/11/2018	<0.005	<0.005	<0.005	<0.005	
1/12/2018					0.0022 (J)
7/11/2018	<0.005	<0.005	<0.005	<0.005	0.0016 (J)
1/29/2019	<0.005	<0.005	<0.005	<0.005	
1/30/2019					0.0042
3/26/2019	<0.005	0.0041	0.0019 (J)		
3/27/2019				0.004	0.0074
9/10/2019	0.002		0.0019		
9/11/2019		0.0016		0.0018	0.0037
4/1/2020	<0.005	<0.005	<0.005	<0.005	0.0024
9/15/2020	<0.005	<0.005	<0.005	<0.005	0.0022
3/16/2021	<0.005		<0.005	<0.005	
3/17/2021		<0.005			0.0026
8/17/2021	<0.005		<0.005		
8/19/2021		<0.005		0.0013	0.003
2/22/2022	<0.005	<0.005	<0.005	<0.005	
2/23/2022					0.0025
8/2/2022	<0.005	<0.005	<0.005	<0.005	0.0028
2/7/2023	<0.005	<0.005	<0.005		0.0038
2/8/2023				<0.005	
8/1/2023		<0.005	<0.005		
8/2/2023	<0.005			<0.005	0.0031
2/6/2024	<0.005	<0.005	0.00063 (J)	0.00082 (J)	
2/7/2024					0.0034
8/13/2024	<0.005	<0.005	<0.005	<0.005	
8/14/2024					0.0028
2/4/2025	<0.005	<0.005	<0.005	<0.005	
2/5/2025					0.0026
8/4/2025	<0.005				
8/5/2025		<0.005	<0.005	<0.005	
8/6/2025					0.0027 (J)

ND substitution: RL or RL/2 if <15% NDs.

Time Series

Constituent: Vanadium (mg/L) Analysis Run 1/6/2026 11:19 AM

Plant McIntosh Client: Southern Company Data: McIntosh LF 4

	GWC-1	GWC-10	GWC-11	GWC-12	GWC-19
8/25/2004	<0.005	<0.005	<0.005	<0.005	
9/11/2004	<0.005	<0.005	<0.005	<0.005	
9/26/2004	<0.005	<0.005	<0.005	<0.005	
10/13/2004		<0.005	<0.005	<0.005	
7/11/2005	<0.005			<0.005	
7/12/2005		<0.005	<0.005		
12/7/2005	<0.005	<0.005	<0.005	<0.005	
6/24/2006	<0.005	<0.005		<0.005	
6/25/2006			<0.005		
11/28/2006			<0.005	<0.005	
11/29/2006	<0.005	<0.005			
6/20/2007	<0.005	<0.005		<0.005	
6/21/2007			<0.005		
7/6/2007	<0.005	<0.005	<0.005	<0.005	
12/13/2007	<0.005	<0.005		<0.005	
12/14/2007			<0.005		
6/20/2008	<0.005	<0.005	0.0093 (O)	<0.005	
12/7/2008	<0.005	<0.005	<0.005	<0.005	
7/9/2009	<0.005				
7/10/2009		<0.005	<0.005	<0.005	
12/28/2009	<0.005			<0.005	
12/29/2009		<0.005	<0.005		
6/22/2010	<0.005	<0.005	0.0025	<0.005	
1/4/2011	<0.005	<0.005		<0.005	
1/5/2011			<0.005		
7/9/2011	0.0032		<0.005	<0.005	
7/10/2011		<0.005			
1/20/2012				<0.005	
1/21/2012	<0.005	<0.005	<0.005		
7/11/2012	<0.005	<0.005	<0.005	<0.005	
1/19/2013			<0.005	<0.005	
1/20/2013	<0.005	<0.005			
7/18/2013				<0.005	
7/19/2013	<0.005	<0.005	<0.005		
7/20/2013		<0.005			
1/15/2014	<0.005		<0.005	<0.005	
1/16/2014		<0.005			
7/10/2014		<0.005			
7/11/2014	<0.005		0.001 (J)	<0.005	
1/15/2015				<0.005	
1/16/2015	<0.005	0.00098 (J)	0.00089 (J)		
6/19/2015				<0.005	
6/20/2015	0.0017 (J)	0.0019 (J)	0.0017 (J)		
12/8/2015					0.0023 (J)
12/15/2015					0.0016 (J)
12/28/2015					0.0013 (J)
1/14/2016			0.0017 (J)		0.0014 (J)
1/16/2016	<0.005	0.0008 (J)		<0.005	
1/26/2016					0.0013 (J)
6/15/2016	0.00031 (J)		0.0018 (J)	0.0004 (J)	
6/16/2016		0.0011 (J)			0.00092 (J)
1/12/2017	0.0031	0.0087 (O)	0.01 (O)	0.0075 (O)	

ND substitution: RL or RL/2 if <15% NDs.

Time Series

Constituent: Vanadium (mg/L) Analysis Run 1/6/2026 11:19 AM

Plant McIntosh Client: Southern Company Data: McIntosh LF 4

	GWC-1	GWC-10	GWC-11	GWC-12	GWC-19
1/16/2017					0.0067
7/19/2017	<0.005				
7/20/2017				0.0015 (J)	
7/24/2017		0.0027	0.0015 (J)		
7/25/2017					0.0035
1/11/2018	<0.005	<0.005	<0.005	<0.005	
1/12/2018					<0.005
7/11/2018					<0.005
7/12/2018	<0.005	<0.005	<0.005	<0.005	
1/29/2019					<0.005
1/30/2019	0.0012 (J)	0.0027	0.0024 (J)	0.0016 (J)	
3/27/2019	<0.005	0.0065 (O)	0.0016 (J)	0.0078 (O)	<0.005
9/11/2019	0.0013	0.0022	0.0025	0.0011	0.0023
4/1/2020	<0.005	0.0012		<0.005	<0.005
4/2/2020			0.0016		
9/15/2020	<0.005	<0.005	0.001		
9/16/2020				<0.005	<0.005
3/16/2021	<0.005	0.0013		<0.005	<0.005
3/17/2021			0.0015		
8/18/2021	0.0011	0.0015	0.0018	<0.005	
8/19/2021					0.0015
2/23/2022	<0.005	0.0011	0.0013	<0.005	0.00088 (J)
8/2/2022			0.0014		
8/3/2022	<0.005	0.002		0.0016	0.0022
2/7/2023	<0.005			<0.005	
2/8/2023		0.001 (J)	0.00095 (J)		0.00088 (J)
8/2/2023	0.00084 (J)	0.00096 (J)	0.0015 (J)	<0.005	<0.005
2/7/2024	<0.005	0.0015 (J)	0.0016 (J)		0.0011 (J)
2/8/2024				<0.005	
8/14/2024	<0.005	<0.005	0.0011 (J)	<0.005	<0.005
2/4/2025		0.00064 (J)			0.002
2/5/2025	<0.005		0.00086 (J)	<0.005	
8/5/2025					<0.005
8/6/2025	<0.005	<0.005	<0.005	<0.005	

ND substitution: RL or RL/2 if <15% NDs.

Time Series

Constituent: Vanadium (mg/L) Analysis Run 1/6/2026 11:19 AM

Plant McIntosh Client: Southern Company Data: McIntosh LF 4

	GWC-20	GWC-21	GWC-23	GWC-9
8/25/2004				<0.005
9/11/2004				<0.005
9/26/2004				<0.005
10/13/2004				<0.005
7/12/2005				<0.005
12/8/2005				<0.005
6/25/2006				<0.005
11/29/2006				<0.005
6/20/2007				<0.005
7/6/2007				<0.005
12/13/2007				<0.005
6/20/2008				0.0037
12/7/2008				<0.005
7/9/2009				<0.005
12/29/2009				<0.005
6/22/2010				<0.005
1/5/2011				<0.005
7/9/2011				<0.005
1/21/2012				<0.005
7/11/2012				<0.005
1/19/2013				<0.005
7/18/2013				<0.005
1/15/2014				<0.005
7/10/2014				<0.005
1/16/2015				<0.005
6/20/2015				<0.005
12/9/2015	<0.005	<0.005		
12/14/2015	<0.005	<0.005		
12/29/2015	<0.005	<0.005		
1/14/2016	<0.005	<0.005		<0.005
1/25/2016	<0.005	<0.005		
6/15/2016				0.00019 (J)
6/16/2016	0.00054 (J)	0.00048 (J)	0.00063 (J)	
1/12/2017		0.0058		
1/13/2017	0.0074			0.0091 (O)
1/17/2017			0.0026	
7/24/2017				0.0027
7/25/2017	0.0034	0.0029	0.003	
1/11/2018		<0.005		
1/12/2018	<0.005		<0.005	<0.005
7/11/2018	<0.005	<0.005		
7/12/2018			<0.005	<0.005
1/29/2019	<0.005			
1/30/2019		0.0014 (J)	<0.005	<0.005
3/27/2019	0.0031	0.0049	0.0055	0.006
9/11/2019	0.0018	0.0015	0.0015	0.0015
4/1/2020	<0.005	<0.005	<0.005	<0.005
9/15/2020	<0.005	<0.005	<0.005	
9/16/2020				<0.005
3/16/2021	<0.005			
3/17/2021		<0.005	<0.005	<0.005
8/19/2021	<0.005	0.001	0.0011	<0.005

ND substitution: RL or RL/2 if <15% NDs.

Time Series

Constituent: Vanadium (mg/L) Analysis Run 1/6/2026 11:19 AM

Plant McIntosh Client: Southern Company Data: McIntosh LF 4

	GWC-20	GWC-21	GWC-23	GWC-9
2/22/2022	<0.005			
2/23/2022		<0.005	<0.005	<0.005
8/3/2022	0.0017			0.0016
8/4/2022		0.0019	0.00095 (J)	
2/8/2023	<0.005	<0.005	<0.005	<0.005
8/2/2023	<0.005			<0.005
8/3/2023		<0.005	0.0007 (J)	
2/7/2024	0.00081 (J)	<0.005	0.00083 (J)	0.001 (J)
8/14/2024	<0.005	<0.005	<0.005	<0.005
2/5/2025	<0.005	0.0015 (J)	<0.005	<0.005
8/5/2025	<0.005	<0.005		
8/6/2025			<0.005	<0.005

ND substitution: RL or RL/2 if <15% NDs.

Time Series

Constituent: Zinc (mg/L) Analysis Run 1/6/2026 11:19 AM

Plant McIntosh Client: Southern Company Data: McIntosh LF 4

	GWA-2 (bg)	GWA-3 (bg)	GWA-4A (bg)	GWA-5 (bg)	GWA-13 (bg)
8/25/2004	0.014	<0.01	<0.01	0.017	
9/11/2004	<0.01	<0.01	<0.01	<0.01	
9/26/2004	<0.01	<0.01	<0.01	<0.01	
10/13/2004	<0.01	<0.01	<0.01	<0.01	
7/11/2005	<0.01	<0.01			
7/12/2005			<0.01	<0.01	
12/7/2005	<0.01	<0.01			
12/8/2005			0.06 (O)	<0.01	
6/23/2006	0.0041	0.0042			
6/24/2006			0.0061	0.0033	
11/28/2006	0.0033	0.0048	0.0064	0.0034	
6/19/2007	0.0036	0.045	0.011	0.0037	
7/6/2007	0.0036	0.045		0.0037	
12/13/2007	<0.01	0.005	0.0061		
12/14/2007				<0.01	
6/20/2008	0.0045	0.012	0.009	0.0042	
12/7/2008	0.0031	0.042	0.0071	0.0049	
7/9/2009	0.004	0.0038	0.0059	0.0032	
12/28/2009	0.0027	<0.01			
12/29/2009				0.0031	
12/30/2009			0.0038		
6/22/2010	0.0028	<0.01	0.0044	<0.01	<0.01
1/4/2011	0.0027		0.0038	0.0029	
1/5/2011		0.057 (O)			
7/9/2011	0.0051	0.0085		0.0038	
7/10/2011			0.005		
1/20/2012		0.0057			0.0059
1/21/2012	0.004		0.0074	0.0057	
7/11/2012	0.0075	<0.01	0.0047	0.0032	
1/19/2013		<0.01		0.0032	
1/20/2013	0.0034		<0.01		
7/18/2013		0.0028		0.0027	
7/19/2013	<0.01		0.0032		
1/15/2014	0.0049	0.0047		0.0059	
1/16/2014			0.019		
7/10/2014			0.0038	0.0064	
7/11/2014	0.0038	0.0025			
1/15/2015		0.002 (J)		0.0024 (J)	
1/16/2015	0.0032		0.0045		
6/19/2015		0.0019 (J)		0.0057	
6/20/2015	0.0042		0.0023 (J)		
12/7/2015					0.0034
12/15/2015					0.003
12/29/2015					0.0028
1/13/2016					0.0025
1/14/2016			0.0024 (J)	0.0022 (J)	
1/16/2016	0.0042	0.0033			
1/25/2016					0.0022 (J)
6/14/2016	0.0043 (J)	0.0028 (J)	0.0053 (J)	0.0028 (J)	0.0042 (J)
1/10/2017	0.0084 (J)	0.0079 (J)	<0.01		
1/11/2017				0.013 (J)	
1/12/2017					<0.01

ND substitution: RL or RL/2 if <15% NDs.

Time Series

Constituent: Zinc (mg/L) Analysis Run 1/6/2026 11:19 AM

Plant McIntosh Client: Southern Company Data: McIntosh LF 4

	GWA-2 (bg)	GWA-3 (bg)	GWA-4A (bg)	GWA-5 (bg)	GWA-13 (bg)
7/17/2017	<0.01				
7/18/2017		<0.01	<0.01	<0.01	<0.01
1/10/2018	<0.01	<0.01	<0.01	<0.01	<0.01
7/11/2018	<0.01	<0.01	0.0098 (J)	<0.01	<0.01
1/29/2019	0.0064 (J)	<0.01	0.0064 (J)	0.0027 (J)	<0.01
3/26/2019			0.01 (J)	<0.01	<0.01
3/27/2019	<0.01	<0.01			
9/10/2019			0.012	0.022	0.0061
9/11/2019	0.0089	0.012			
12/18/2019				0.0051	
3/31/2020			0.013	<0.01	<0.01
4/1/2020	0.0066	<0.01			
9/15/2020	0.0049 (J)	<0.01		0.0049 (J)	0.0037 (J)
9/16/2020			0.011		
3/16/2021	0.0045 (J)	0.0035 (J)			<0.01
3/17/2021			0.0039 (J)	0.0041 (J)	
8/17/2021	0.004 (J)	<0.01			
8/18/2021					<0.01
8/19/2021			0.004 (J)	<0.01	
2/22/2022	0.0055	<0.01		<0.01	<0.01
2/23/2022			<0.01		
8/2/2022	0.0074	0.033		0.0051	<0.01
8/3/2022			0.012		
2/6/2023					<0.01
2/7/2023	0.0051	0.0032 (J)	0.0031 (J)	0.0037 (J)	
8/1/2023	0.0061		0.0047 (J)	0.0028 (J)	0.0032 (J)
8/2/2023		<0.01			
2/6/2024	0.0041 (J)	<0.01	0.0029 (J)	<0.01	0.0045 (J)
8/13/2024		0.0047 (J)	0.0031 (J)	0.0031 (J)	<0.01
8/15/2024	0.029				
2/3/2025			0.0039 (J)		
2/4/2025	0.0063	0.0031 (J)		0.0057	0.0033 (J)
8/5/2025	<0.01		<0.01	<0.01	<0.01
8/6/2025		<0.01			

ND substitution: RL or RL/2 if <15% NDs.

Time Series

Constituent: Zinc (mg/L) Analysis Run 1/6/2026 11:19 AM

Plant McIntosh Client: Southern Company Data: McIntosh LF 4

	GWA-14 (bg)	GWA-15 (bg)	GWA-16 (bg)	GWC-17 (bg)	GWC-18 (bg)
1/20/2012				0.0032	
1/21/2012					0.0042
7/12/2012	0.0035				
12/7/2015	0.0044	0.0052	0.0048		
12/8/2015				0.0058	0.0017 (J)
12/14/2015			0.0038	0.006	0.0028
12/15/2015	0.0031	0.0046			
12/28/2015		0.0042	0.0042	0.0058	0.0024 (J)
12/29/2015	0.0028				
1/13/2016	0.0028	0.0038	0.0036	0.0056	
1/14/2016					0.0036
1/25/2016	0.0034	0.0036	0.0033		
1/26/2016				0.0046	0.0036
6/14/2016	0.0036 (J)				
6/15/2016		0.0028 (J)	0.0032 (J)	0.0053 (J)	
6/16/2016					0.0052 (J)
1/11/2017	0.013 (J)	0.014 (J)	<0.01	0.018 (J)	0.025
7/19/2017	<0.01	<0.01	<0.01	<0.01	
7/25/2017					<0.01
1/11/2018	<0.01	<0.01	<0.01	<0.01	
1/12/2018					<0.01
7/11/2018	<0.01	<0.01	<0.01	<0.01	<0.01
1/29/2019	0.0048 (J)	0.0059 (J)	0.0024 (J)	0.0059 (J)	
1/30/2019					0.5 (O)
3/26/2019	<0.01	<0.01	<0.01		
3/27/2019				<0.01	<0.01
9/10/2019	0.0069		0.006		
9/11/2019		0.0062		0.013	0.0058
4/1/2020	<0.01	<0.01	<0.01	0.005	<0.01
9/15/2020	0.024	0.0033 (J)	0.0033 (J)	0.0052	0.0032 (J)
3/16/2021	0.007		0.005	0.006	
3/17/2021		0.0063			0.0032 (J)
8/17/2021	<0.01		<0.01		
8/19/2021		<0.01		0.013	0.015
2/22/2022	0.0054	0.0057	0.0076	0.0046 (J)	
2/23/2022					<0.01
8/2/2022	0.0042 (J)	0.0039 (J)	0.0032 (J)	0.0074	0.0058
2/7/2023	0.0031 (J)	<0.01	0.0063		0.0032 (J)
2/8/2023				0.0061	
8/1/2023		0.0029 (J)	0.0032 (J)		
8/2/2023	0.003 (J)			0.012	0.0044 (J)
2/6/2024	0.0028 (J)	0.0041 (J)	0.0029 (J)	0.005	
2/7/2024					<0.01
8/13/2024	<0.01	0.0035 (J)	0.0077	0.0056	
8/14/2024					<0.01
2/4/2025	0.0049 (J)	0.0028 (J)	0.0034 (J)	0.0067	
2/5/2025					0.0028 (J)
8/4/2025	<0.01				
8/5/2025		<0.01	<0.01	<0.01	
8/6/2025					<0.01

ND substitution: RL or RL/2 if <15% NDs.

Time Series

Constituent: Zinc (mg/L) Analysis Run 1/6/2026 11:19 AM

Plant McIntosh Client: Southern Company Data: McIntosh LF 4

	GWC-1	GWC-10	GWC-11	GWC-12	GWC-19
8/25/2004	0.012	<0.01	<0.01	<0.01	
9/11/2004	<0.01	0.01	<0.01	0.01	
9/26/2004	<0.01	<0.01	<0.01	<0.01	
10/13/2004		<0.01	<0.01	<0.01	
7/11/2005	<0.01			<0.01	
7/12/2005		<0.01	<0.01		
12/7/2005	0.015	<0.01	<0.01	<0.01	
6/24/2006	0.0044	0.0034		0.0038	
6/25/2006			0.0025		
11/28/2006			0.0026	0.007	
11/29/2006	0.0034	0.019			
6/20/2007	0.0029	<0.01		0.0067	
6/21/2007			0.0025		
7/6/2007	0.0029	<0.01	0.0025	0.0025	
12/13/2007	<0.01	<0.01		0.0032	
12/14/2007			<0.01		
6/20/2008	0.0035	0.0039	0.0089	0.0044	
12/7/2008	0.0036	<0.01	0.041 (O)	0.0042	
7/9/2009	0.0032				
7/10/2009		<0.01	<0.01	0.0025	
12/28/2009	0.0032			0.0027	
12/29/2009		<0.01	<0.01		
6/22/2010	0.0032	<0.01	<0.01	<0.01	
1/4/2011	<0.01	<0.01		0.0033	
1/5/2011			<0.01		
7/9/2011	0.0076		<0.01	0.0043	
7/10/2011		0.0026			
1/19/2012		0.0039			
1/20/2012				0.0038	
1/21/2012	0.0034	<0.01	0.005		
7/11/2012	0.0028	<0.01	0.0025	0.0035	
1/19/2013			<0.01	0.0028	
1/20/2013	0.0032	<0.01			
7/18/2013				0.0028	
7/19/2013	0.0028	<0.01	<0.01		
7/20/2013		<0.01			
1/15/2014	0.0047		0.0034	0.0053	
1/16/2014		0.0031			
7/10/2014		0.0012 (J)			
7/11/2014	0.0041		0.0019 (J)	0.0034	
1/15/2015				0.003	
1/16/2015	0.0035	0.0017 (J)	<0.01		
6/19/2015				0.0035	
6/20/2015	0.0043	0.0036	<0.01		
12/8/2015					0.0035
12/15/2015					0.0028
12/28/2015					0.0023 (J)
1/14/2016			0.0022 (J)		0.012
1/16/2016	0.002 (J)	<0.01		0.0023 (J)	
1/26/2016					0.0034
6/15/2016	0.0027 (J)		0.0028 (J)	0.0031 (J)	
6/16/2016		<0.01			0.0026 (J)

ND substitution: RL or RL/2 if <15% NDs.

Time Series

Constituent: Zinc (mg/L) Analysis Run 1/6/2026 11:19 AM

Plant McIntosh Client: Southern Company Data: McIntosh LF 4

	GWC-1	GWC-10	GWC-11	GWC-12	GWC-19
1/12/2017	<0.01	<0.01	<0.01	<0.01	
1/16/2017					<0.01
7/19/2017	<0.01				
7/20/2017				<0.01	
7/24/2017		<0.01	<0.01		
7/25/2017					<0.01
1/11/2018	<0.01	<0.01	<0.01	<0.01	
1/12/2018					<0.01
7/11/2018					<0.01
7/12/2018	<0.01	<0.01	<0.01	<0.01	
1/29/2019					0.0051 (J)
1/30/2019	0.0031 (J)	<0.01	<0.01	<0.01	
3/27/2019	<0.01	<0.01	<0.01	<0.01	<0.01
9/11/2019	0.0088	0.0058	0.005	0.0066	0.0046 (J)
4/1/2020	0.0046 (J)	<0.01		<0.01	<0.01
4/2/2020			0.0049 (J)		
9/15/2020	0.0049 (J)	0.0043 (J)	<0.01		
9/16/2020				0.0033 (J)	0.004 (J)
3/16/2021	0.0047 (J)	<0.01		<0.01	<0.01
3/17/2021			0.0032 (J)		
8/18/2021	0.0035 (J)	<0.01	<0.01	0.0081	
8/19/2021					0.017
2/23/2022	<0.01	<0.01	<0.01	<0.01	<0.01
8/2/2022			0.0052		
8/3/2022	0.0073	0.0046 (J)		0.0071	0.0057
2/7/2023	0.0055			<0.01	
2/8/2023		<0.01	<0.01		<0.01
8/2/2023	0.0062	0.0046 (J)	0.0061	0.0036 (J)	0.0051
2/7/2024	0.0033 (J)	<0.01	<0.01		<0.01
2/8/2024				0.004 (J)	
8/14/2024	0.0029 (J)	<0.01	<0.01	0.017	<0.01
2/4/2025		<0.01			<0.01
2/5/2025	0.003 (J)		<0.01	<0.01	
8/5/2025					<0.01
8/6/2025	<0.01	<0.01	<0.01	<0.01	

ND substitution: RL or RL/2 if <15% NDs.

Time Series

Constituent: Zinc (mg/L) Analysis Run 1/6/2026 11:19 AM

Plant McIntosh Client: Southern Company Data: McIntosh LF 4

	GWC-20	GWC-21	GWC-23	GWC-9
8/25/2004				<0.01
9/11/2004				<0.01
9/26/2004				<0.01
10/13/2004				<0.01
7/12/2005				<0.01
12/8/2005				<0.01
6/25/2006				<0.01
11/29/2006				0.0034
6/20/2007				0.0049
7/6/2007				0.0049
12/13/2007				<0.01
6/20/2008				0.006
12/7/2008				0.0043
7/9/2009				<0.01
12/29/2009				0.0061
6/22/2010				<0.01
1/5/2011				<0.01
7/9/2011				0.0077
1/21/2012				0.0032
7/11/2012				<0.01
1/19/2013				<0.01
7/18/2013				<0.01
1/15/2014				0.0036
7/10/2014				0.0024 (J)
1/16/2015				0.0055
6/20/2015				<0.01
12/9/2015	0.0035	0.0016 (J)		
12/14/2015	0.0056	0.0015 (J)		
12/29/2015	0.0084	<0.01		
1/14/2016	0.0048	0.0052		<0.01
1/25/2016	0.0069	0.0017 (J)		
6/15/2016				0.0037 (J)
6/16/2016	0.0048 (J)	0.0097 (J)	0.0098 (J)	
1/12/2017		<0.01		
1/13/2017	<0.01			<0.01
1/17/2017			<0.01	
7/24/2017				<0.01
7/25/2017	<0.01	<0.01	0.0069 (J)	
1/11/2018		<0.01		
1/12/2018	<0.01		<0.01	<0.01
7/11/2018	<0.01	<0.01		
7/12/2018			<0.01	<0.01
1/29/2019	<0.01			
1/30/2019		0.0025 (J)	0.0049 (J)	0.051
3/27/2019	<0.01	<0.01	<0.01	<0.01
9/11/2019	0.0073	0.0063	0.0086	0.0058
4/1/2020	<0.01	0.0032 (J)	0.0033 (J)	<0.01
9/15/2020	0.0044 (J)	<0.01	0.004 (J)	
9/16/2020				0.0035 (J)
3/16/2021	<0.01			
3/17/2021		<0.01	0.0033 (J)	<0.01
8/19/2021	<0.01	<0.01	0.0081	<0.01

ND substitution: RL or RL/2 if <15% NDs.

Time Series

Constituent: Zinc (mg/L) Analysis Run 1/6/2026 11:19 AM

Plant McIntosh Client: Southern Company Data: McIntosh LF 4

	GWC-20	GWC-21	GWC-23	GWC-9
2/22/2022	0.0034 (J)			
2/23/2022		0.004 (J)	0.017	<0.01
8/3/2022	0.0042 (J)			0.005
8/4/2022		0.016	0.016	
2/8/2023	<0.01	<0.01	0.0046 (J)	<0.01
8/2/2023	0.004 (J)			0.0032 (J)
8/3/2023		0.0047 (J)	0.0049 (J)	
2/7/2024	<0.01	<0.01	0.0035 (J)	<0.01
8/14/2024	<0.01	<0.01	<0.01	<0.01
2/5/2025	<0.01	0.0034 (J)	<0.01	<0.01
8/5/2025	<0.01	<0.01		
8/6/2025			<0.01	<0.01

ND substitution: RL or RL/2 if <15% NDs.

FIGURE B.

Sanitas™ v.10.1.03a Software licensed to Groundwater Stats Consulting. UG

Box & Whiskers Plot

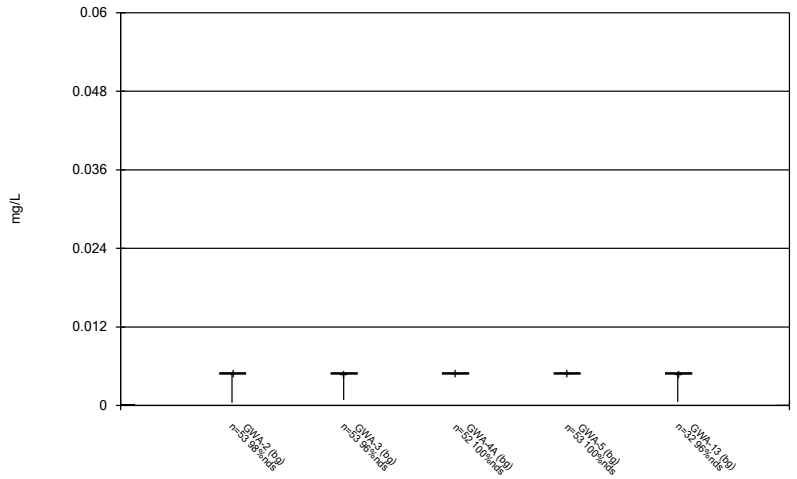

Constituent: Antimony Analysis Run 1/6/2026 11:20 AM
Plant McIntosh Client: Southern Company Data: McIntosh LF 4

Sanitas™ v.10.1.03a Software licensed to Groundwater Stats Consulting. UG

Box & Whiskers Plot

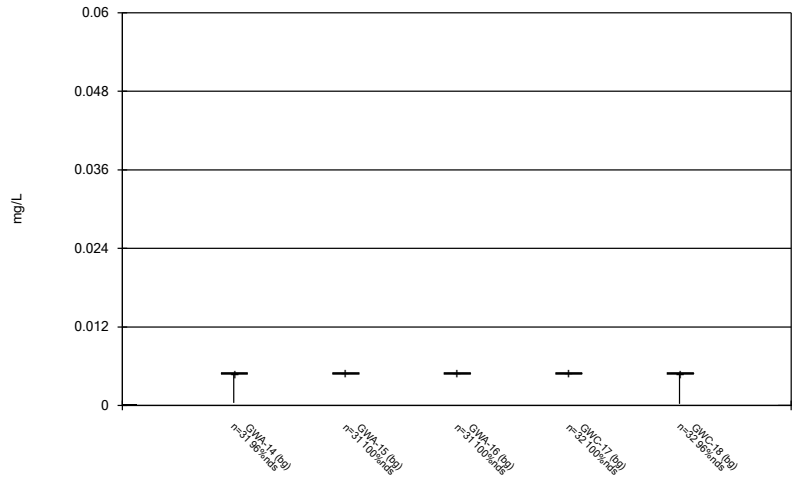

Constituent: Antimony Analysis Run 1/6/2026 11:20 AM
Plant McIntosh Client: Southern Company Data: McIntosh LF 4

Sanitas™ v.10.1.03a Software licensed to Groundwater Stats Consulting. UG

Box & Whiskers Plot

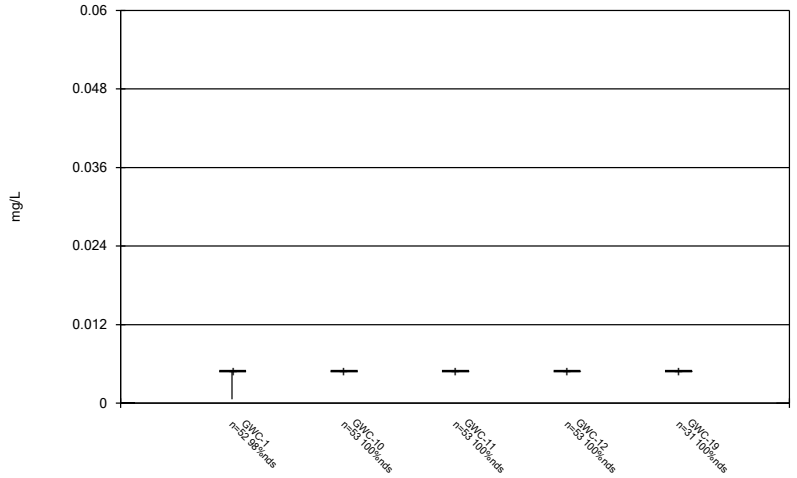

Constituent: Antimony Analysis Run 1/6/2026 11:20 AM
Plant McIntosh Client: Southern Company Data: McIntosh LF 4

Sanitas™ v.10.1.03a Software licensed to Groundwater Stats Consulting. UG

Box & Whiskers Plot

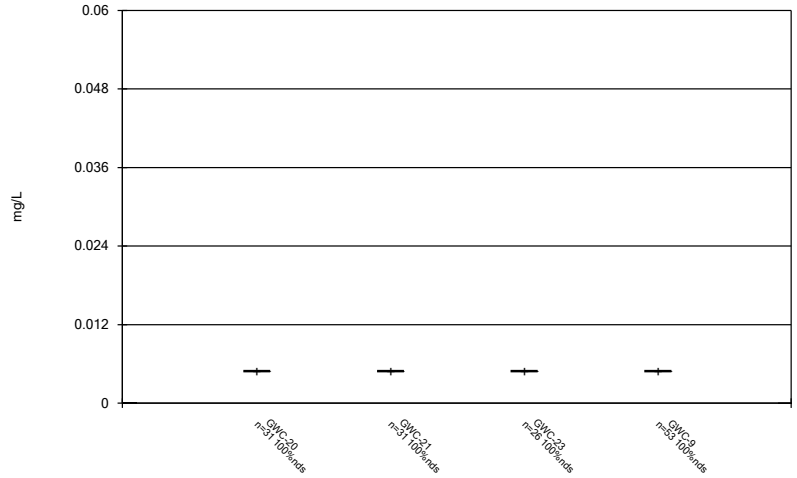

Constituent: Antimony Analysis Run 1/6/2026 11:20 AM
Plant McIntosh Client: Southern Company Data: McIntosh LF 4

Sanitas™ v.10.1.03a Software licensed to Groundwater Stats Consulting. UG

Box & Whiskers Plot

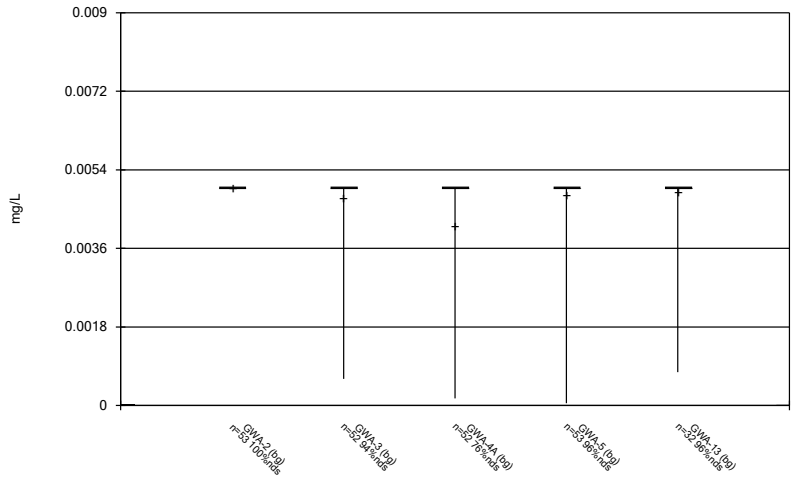

Constituent: Arsenic Analysis Run 1/6/2026 11:20 AM
Plant McIntosh Client: Southern Company Data: McIntosh LF 4

Sanitas™ v.10.1.03a Software licensed to Groundwater Stats Consulting. UG

Box & Whiskers Plot

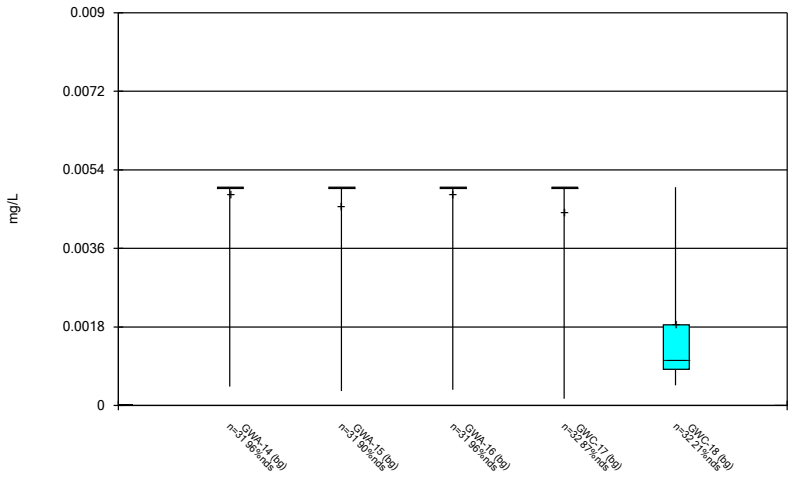

Constituent: Arsenic Analysis Run 1/6/2026 11:20 AM
Plant McIntosh Client: Southern Company Data: McIntosh LF 4

Sanitas™ v.10.1.03a Software licensed to Groundwater Stats Consulting. UG

Box & Whiskers Plot

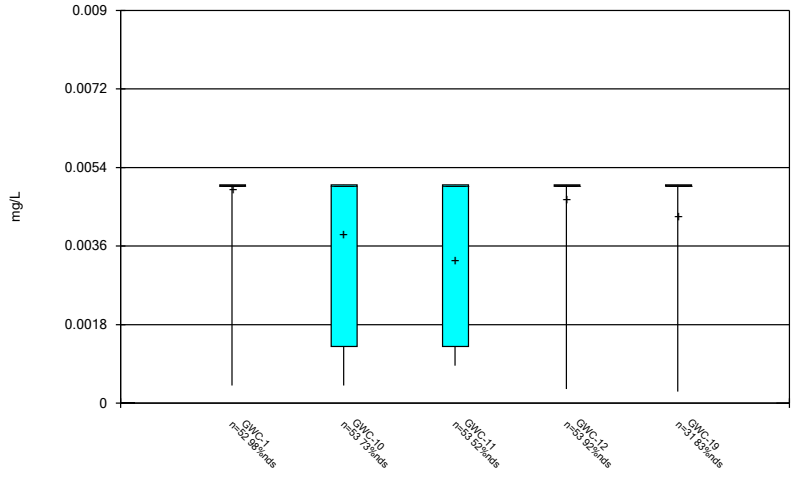

Constituent: Arsenic Analysis Run 1/6/2026 11:20 AM
Plant McIntosh Client: Southern Company Data: McIntosh LF 4

Sanitas™ v.10.1.03a Software licensed to Groundwater Stats Consulting. UG

Box & Whiskers Plot

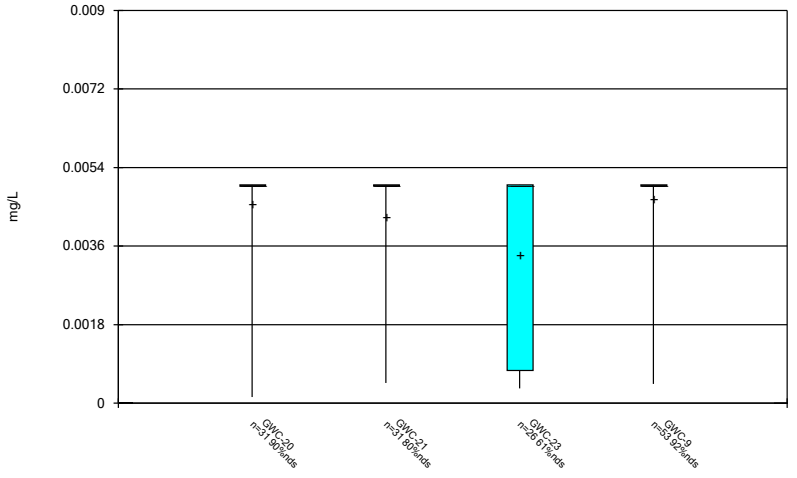

Constituent: Arsenic Analysis Run 1/6/2026 11:20 AM
Plant McIntosh Client: Southern Company Data: McIntosh LF 4

Sanitas™ v.10.1.03a Software licensed to Groundwater Stats Consulting. UG

Box & Whiskers Plot

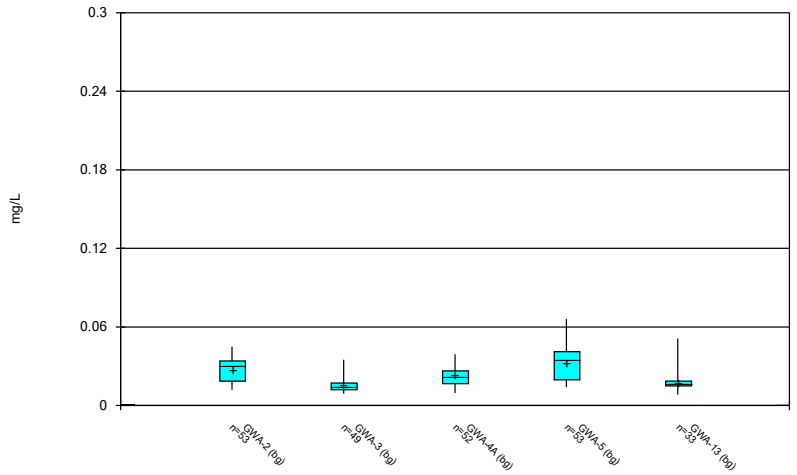

Constituent: Barium Analysis Run 1/6/2026 11:20 AM

Plant McIntosh Client: Southern Company Data: McIntosh LF 4

Sanitas™ v.10.1.03a Software licensed to Groundwater Stats Consulting. UG

Box & Whiskers Plot

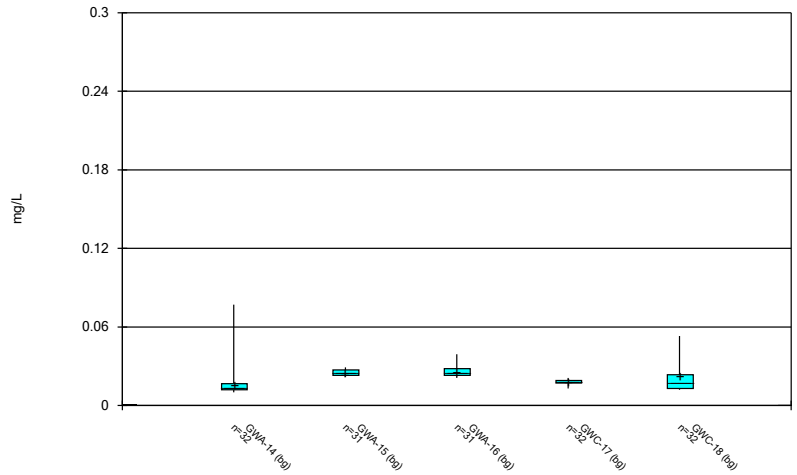

Constituent: Barium Analysis Run 1/6/2026 11:20 AM

Plant McIntosh Client: Southern Company Data: McIntosh LF 4

Sanitas™ v.10.1.03a Software licensed to Groundwater Stats Consulting. UG

Box & Whiskers Plot

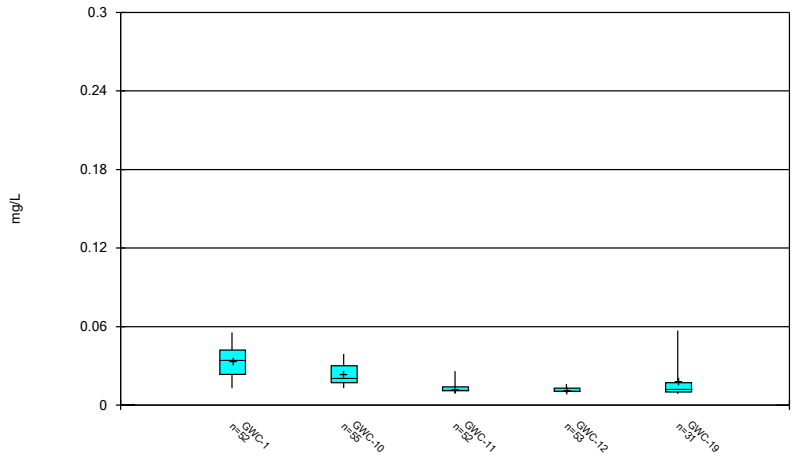

Constituent: Barium Analysis Run 1/6/2026 11:20 AM

Plant McIntosh Client: Southern Company Data: McIntosh LF 4

Sanitas™ v.10.1.03a Software licensed to Groundwater Stats Consulting. UG

Box & Whiskers Plot

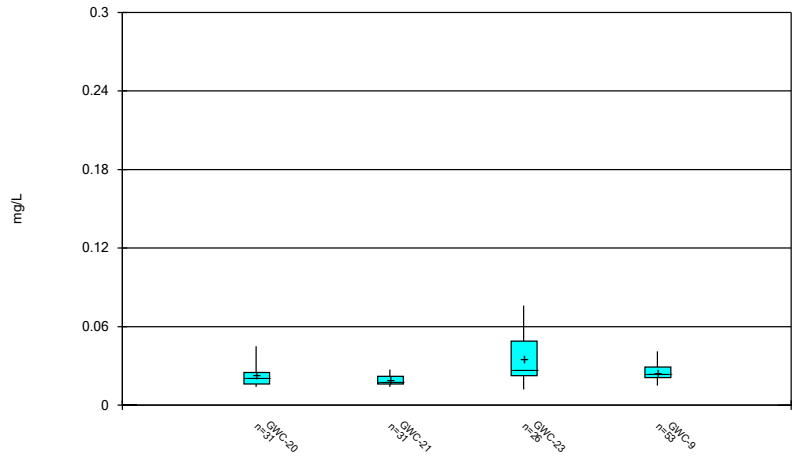

Constituent: Barium Analysis Run 1/6/2026 11:20 AM

Plant McIntosh Client: Southern Company Data: McIntosh LF 4

Sanitas™ v.10.1.03a Software licensed to Groundwater Stats Consulting. UG

Box & Whiskers Plot

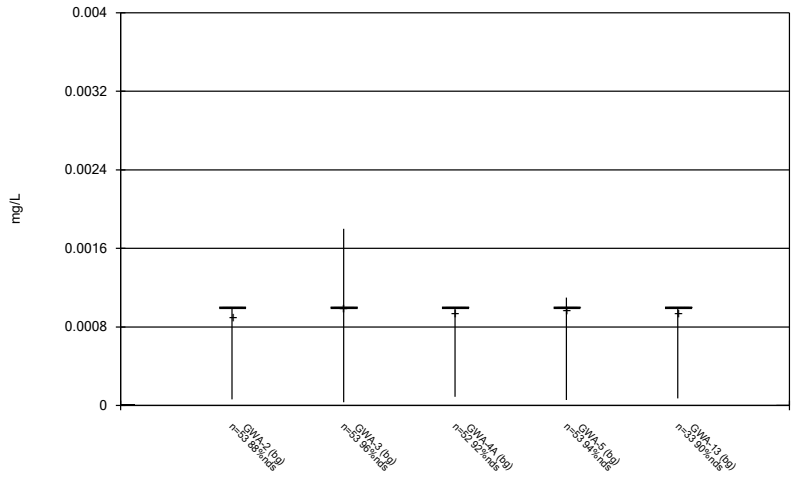

Constituent: Beryllium Analysis Run 1/6/2026 11:20 AM
Plant McIntosh Client: Southern Company Data: McIntosh LF 4

Sanitas™ v.10.1.03a Software licensed to Groundwater Stats Consulting. UG

Box & Whiskers Plot

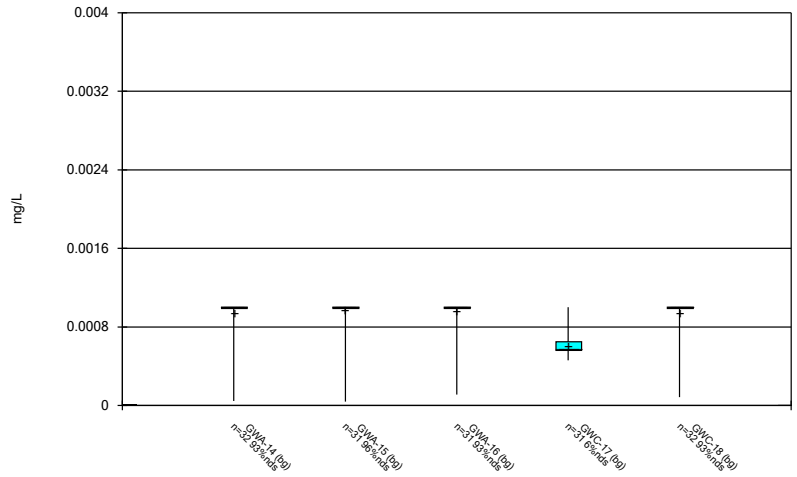

Constituent: Beryllium Analysis Run 1/6/2026 11:20 AM
Plant McIntosh Client: Southern Company Data: McIntosh LF 4

Sanitas™ v.10.1.03a Software licensed to Groundwater Stats Consulting. UG

Box & Whiskers Plot

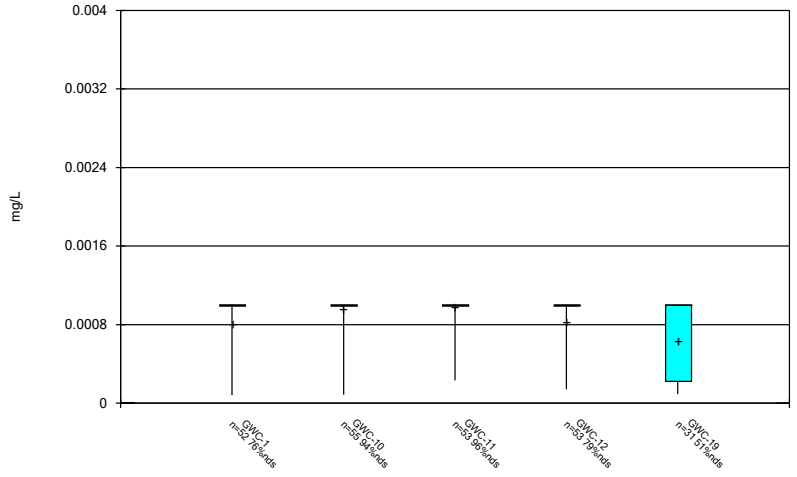

Constituent: Beryllium Analysis Run 1/6/2026 11:20 AM
Plant McIntosh Client: Southern Company Data: McIntosh LF 4

Sanitas™ v.10.1.03a Software licensed to Groundwater Stats Consulting. UG

Box & Whiskers Plot

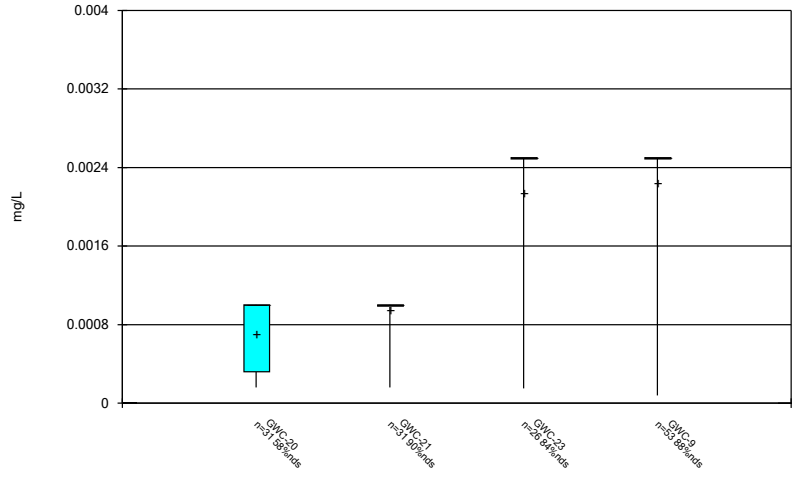

Constituent: Beryllium Analysis Run 1/6/2026 11:20 AM
Plant McIntosh Client: Southern Company Data: McIntosh LF 4

Sanitas™ v.10.1.03a Software licensed to Groundwater Stats Consulting. UG

Box & Whiskers Plot

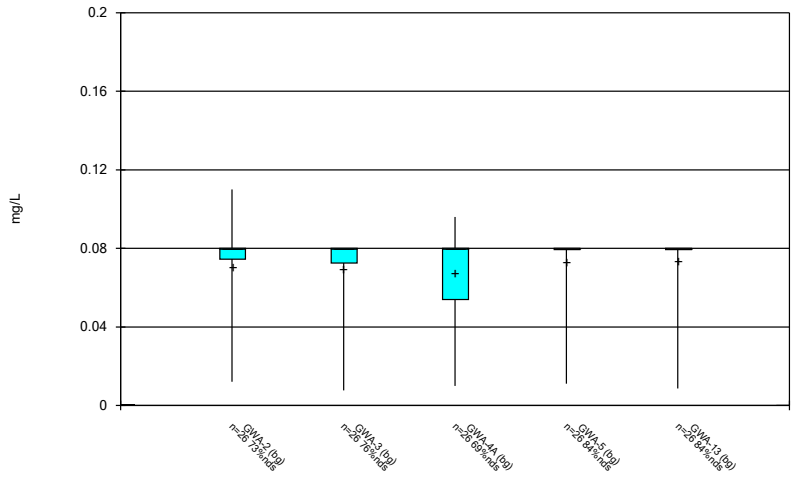

Constituent: Boron Analysis Run 1/6/2026 11:20 AM

Plant McIntosh Client: Southern Company Data: McIntosh LF 4

Sanitas™ v.10.1.03a Software licensed to Groundwater Stats Consulting. UG

Box & Whiskers Plot

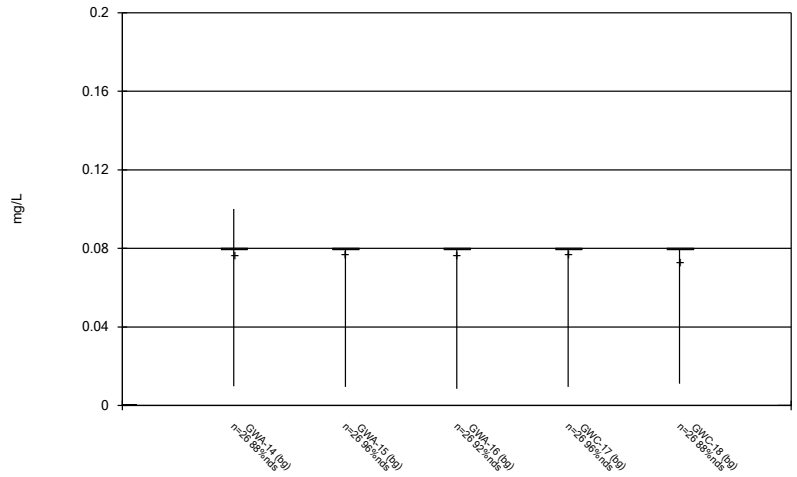

Constituent: Boron Analysis Run 1/6/2026 11:20 AM

Plant McIntosh Client: Southern Company Data: McIntosh LF 4

Sanitas™ v.10.1.03a Software licensed to Groundwater Stats Consulting. UG

Box & Whiskers Plot

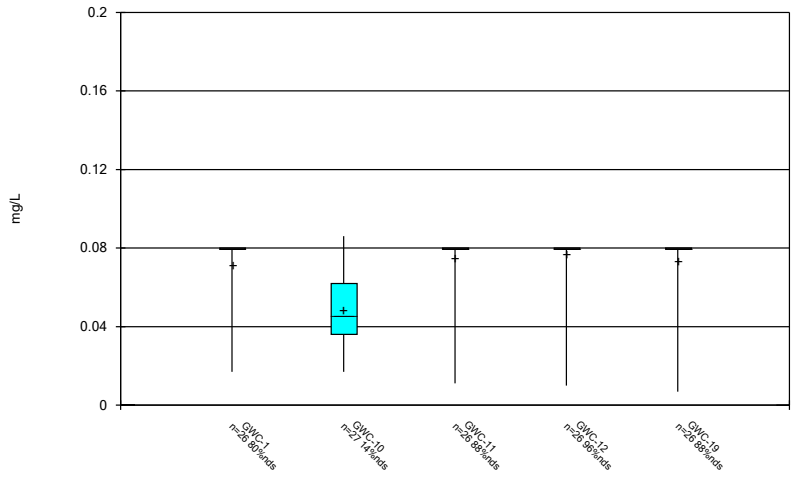

Constituent: Boron Analysis Run 1/6/2026 11:20 AM

Plant McIntosh Client: Southern Company Data: McIntosh LF 4

Sanitas™ v.10.1.03a Software licensed to Groundwater Stats Consulting. UG

Box & Whiskers Plot

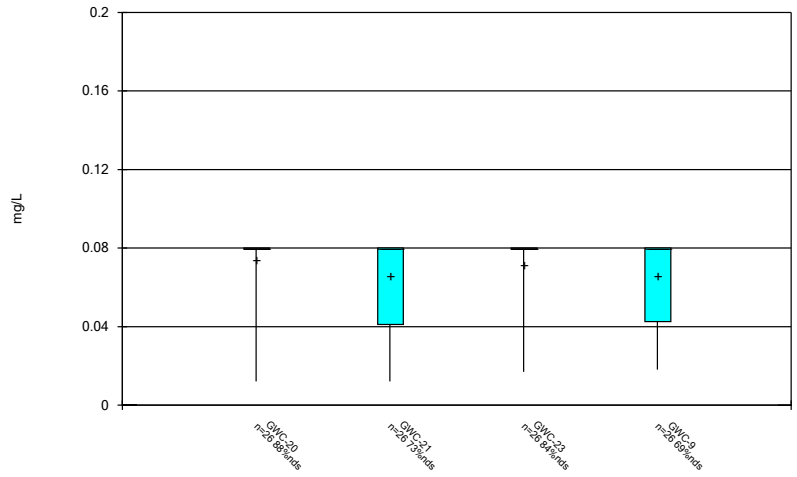

Constituent: Boron Analysis Run 1/6/2026 11:20 AM

Plant McIntosh Client: Southern Company Data: McIntosh LF 4

Sanitas™ v.10.1.03a Software licensed to Groundwater Stats Consulting. UG

Box & Whiskers Plot

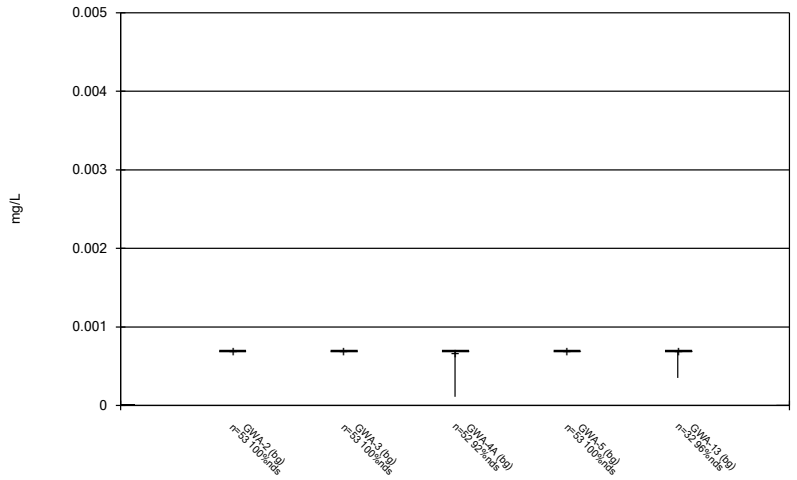

Constituent: Cadmium Analysis Run 1/6/2026 11:20 AM

Plant McIntosh Client: Southern Company Data: McIntosh LF 4

Sanitas™ v.10.1.03a Software licensed to Groundwater Stats Consulting. UG

Box & Whiskers Plot

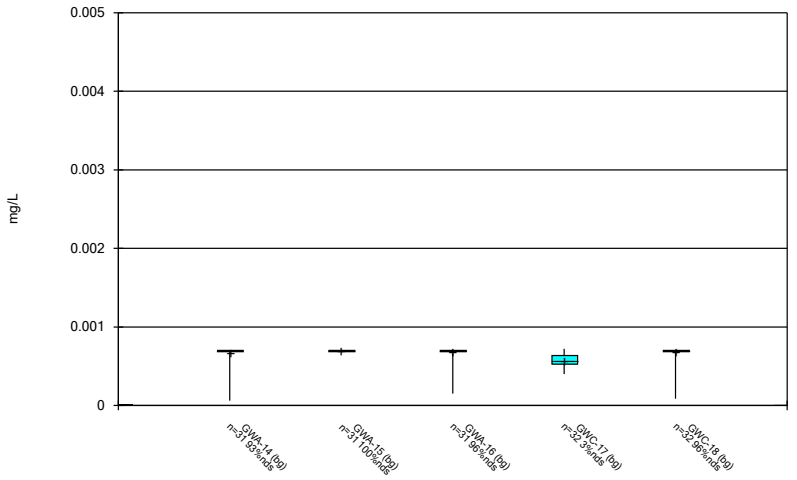

Constituent: Cadmium Analysis Run 1/6/2026 11:20 AM

Plant McIntosh Client: Southern Company Data: McIntosh LF 4

Sanitas™ v.10.1.03a Software licensed to Groundwater Stats Consulting. UG

Box & Whiskers Plot

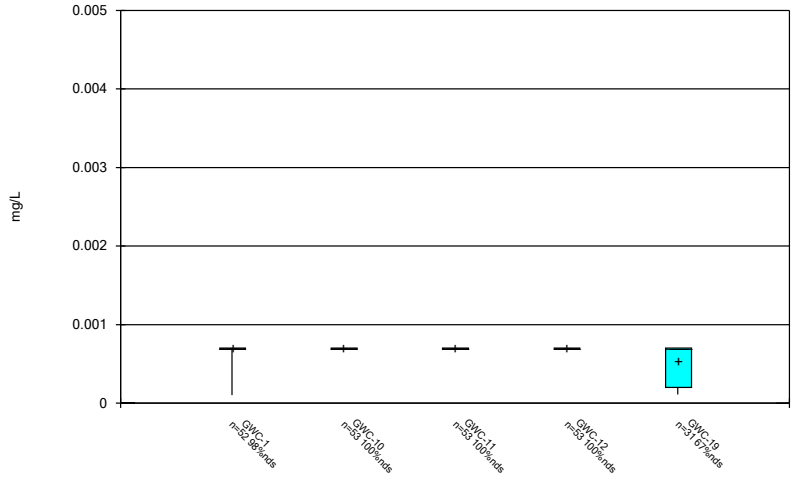

Constituent: Cadmium Analysis Run 1/6/2026 11:20 AM

Plant McIntosh Client: Southern Company Data: McIntosh LF 4

Sanitas™ v.10.1.03a Software licensed to Groundwater Stats Consulting. UG

Box & Whiskers Plot

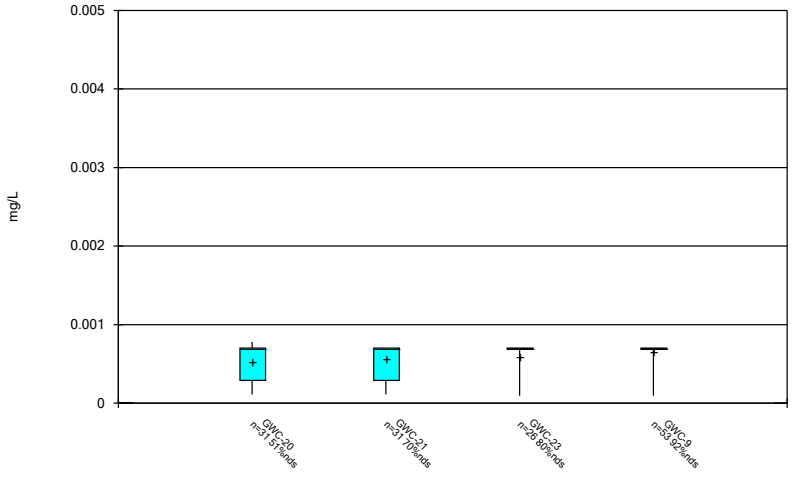

Constituent: Cadmium Analysis Run 1/6/2026 11:20 AM

Plant McIntosh Client: Southern Company Data: McIntosh LF 4

Sanitas™ v.10.1.03a Software licensed to Groundwater Stats Consulting. UG

Box & Whiskers Plot

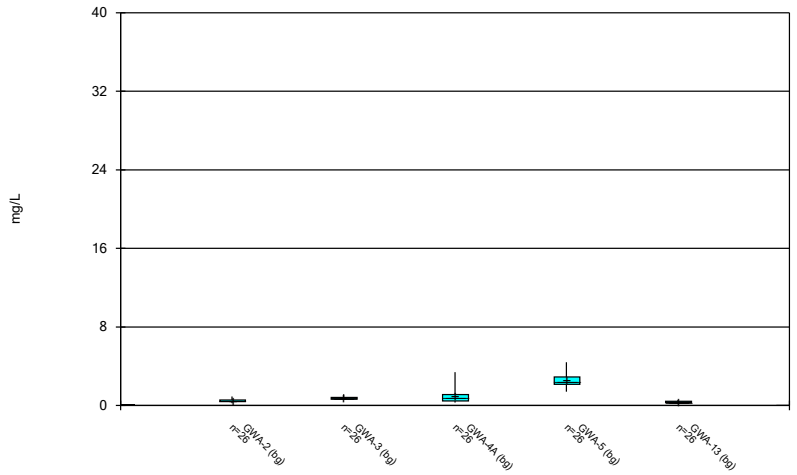

Constituent: Calcium Analysis Run 1/6/2026 11:20 AM
Plant McIntosh Client: Southern Company Data: McIntosh LF 4

Sanitas™ v.10.1.03a Software licensed to Groundwater Stats Consulting. UG

Box & Whiskers Plot

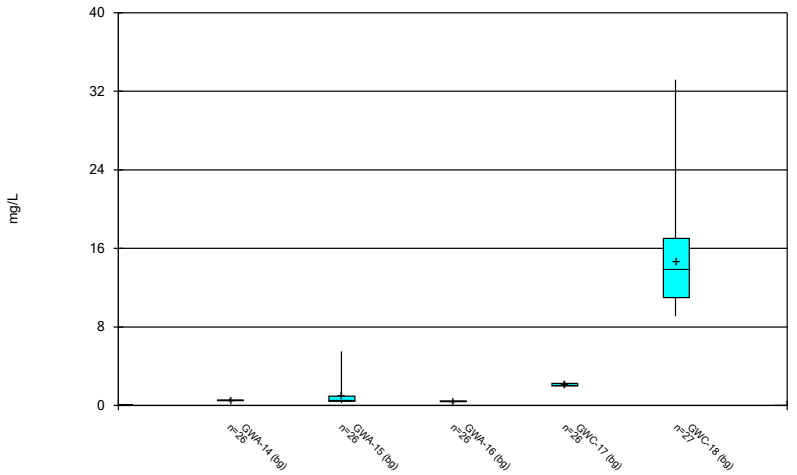

Constituent: Calcium Analysis Run 1/6/2026 11:20 AM
Plant McIntosh Client: Southern Company Data: McIntosh LF 4

Sanitas™ v.10.1.03a Software licensed to Groundwater Stats Consulting. UG

Box & Whiskers Plot

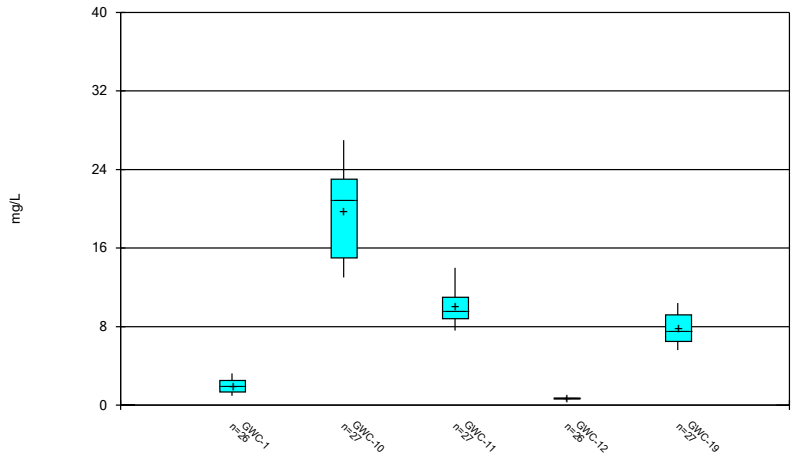

Constituent: Calcium Analysis Run 1/6/2026 11:20 AM
Plant McIntosh Client: Southern Company Data: McIntosh LF 4

Sanitas™ v.10.1.03a Software licensed to Groundwater Stats Consulting. UG

Box & Whiskers Plot



Constituent: Calcium Analysis Run 1/6/2026 11:20 AM
Plant McIntosh Client: Southern Company Data: McIntosh LF 4

Sanitas™ v.10.1.03a Software licensed to Groundwater Stats Consulting. UG

Box & Whiskers Plot

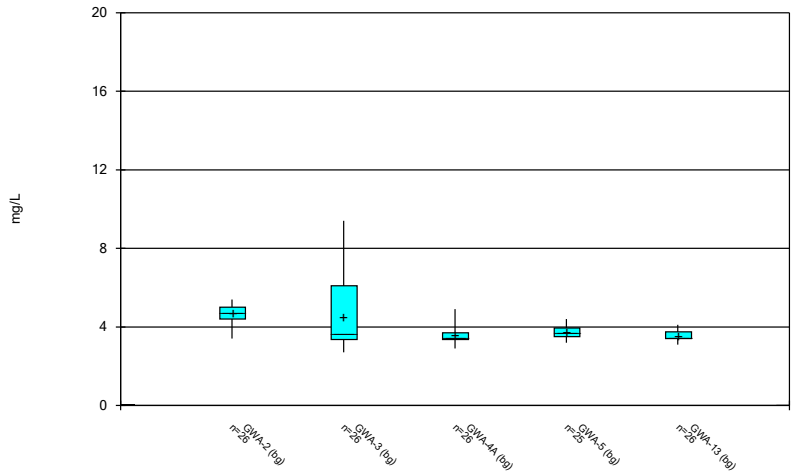

Constituent: Chloride Analysis Run 1/6/2026 11:20 AM
Plant McIntosh Client: Southern Company Data: McIntosh LF 4

Sanitas™ v.10.1.03a Software licensed to Groundwater Stats Consulting. UG

Box & Whiskers Plot

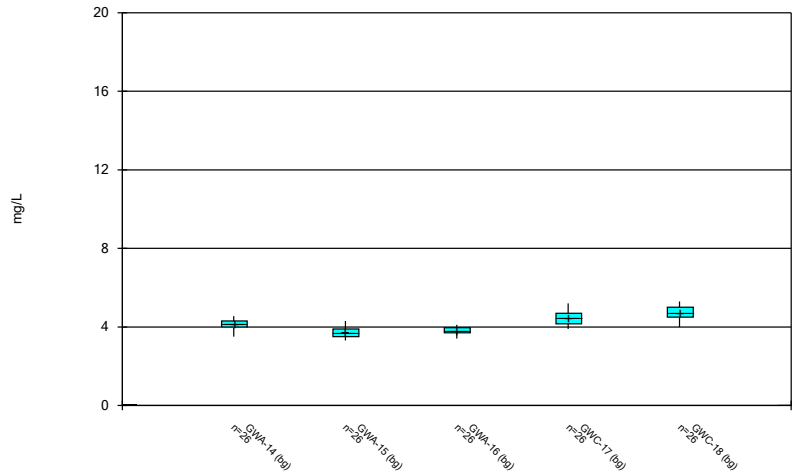

Constituent: Chloride Analysis Run 1/6/2026 11:20 AM
Plant McIntosh Client: Southern Company Data: McIntosh LF 4

Sanitas™ v.10.1.03a Software licensed to Groundwater Stats Consulting. UG

Box & Whiskers Plot

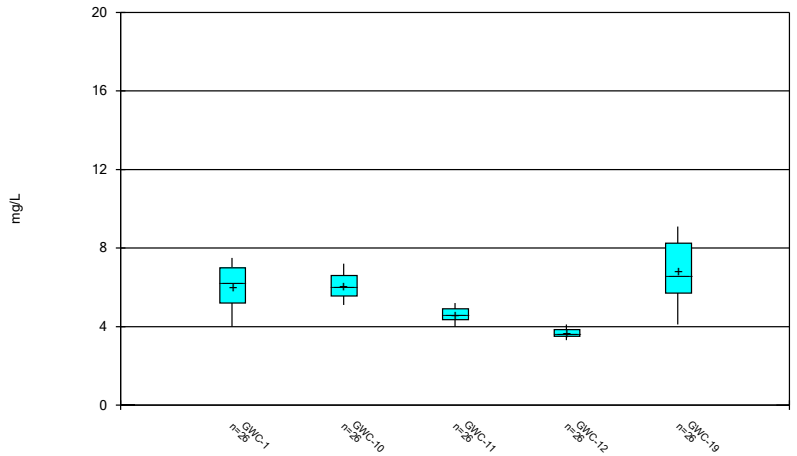

Constituent: Chloride Analysis Run 1/6/2026 11:20 AM
Plant McIntosh Client: Southern Company Data: McIntosh LF 4

Sanitas™ v.10.1.03a Software licensed to Groundwater Stats Consulting. UG

Box & Whiskers Plot

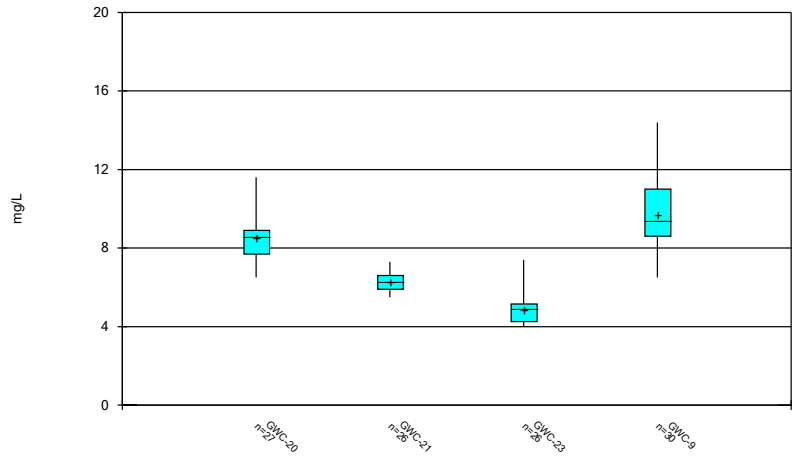

Constituent: Chloride Analysis Run 1/6/2026 11:20 AM
Plant McIntosh Client: Southern Company Data: McIntosh LF 4

Sanitas™ v.10.1.03a Software licensed to Groundwater Stats Consulting. UG

Box & Whiskers Plot

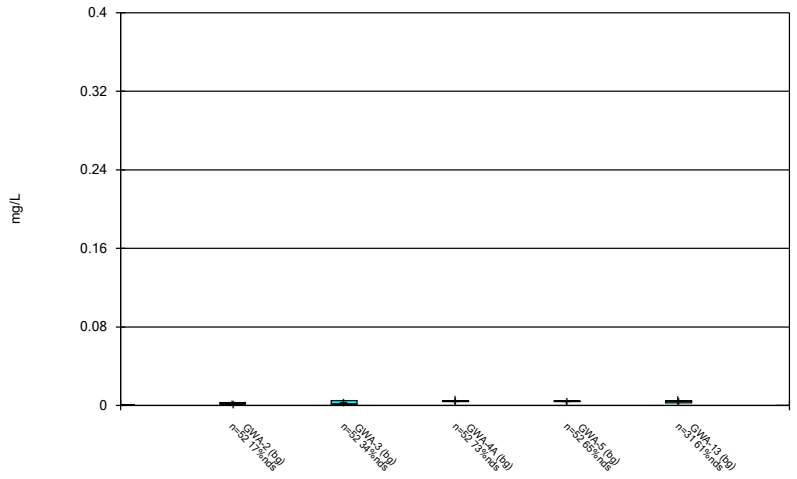

Constituent: Chromium Analysis Run 1/6/2026 11:20 AM

Plant McIntosh Client: Southern Company Data: McIntosh LF 4

Sanitas™ v.10.1.03a Software licensed to Groundwater Stats Consulting. UG

Box & Whiskers Plot

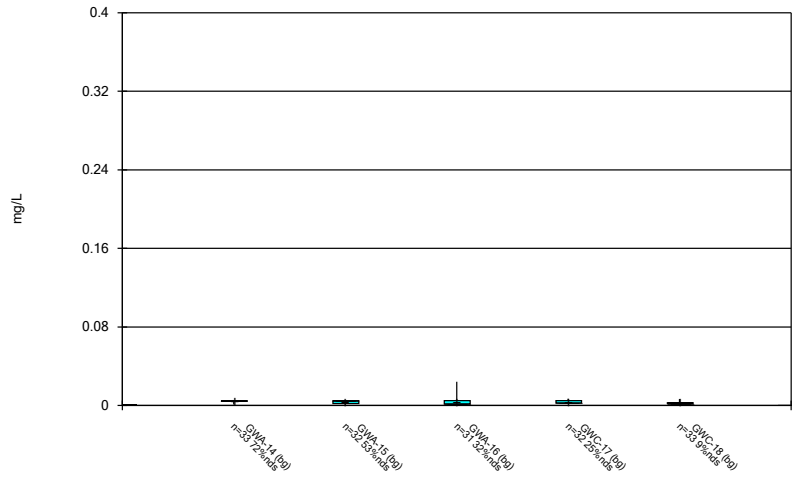

Constituent: Chromium Analysis Run 1/6/2026 11:20 AM

Plant McIntosh Client: Southern Company Data: McIntosh LF 4

Sanitas™ v.10.1.03a Software licensed to Groundwater Stats Consulting. UG

Box & Whiskers Plot

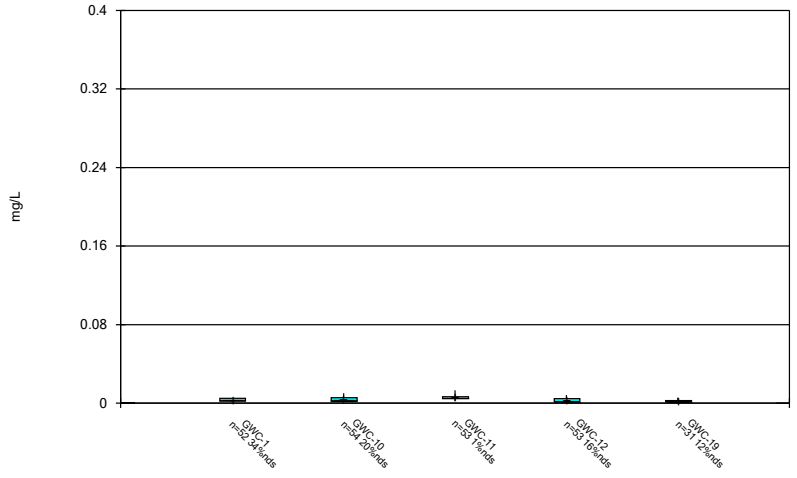

Constituent: Chromium Analysis Run 1/6/2026 11:20 AM

Plant McIntosh Client: Southern Company Data: McIntosh LF 4

Sanitas™ v.10.1.03a Software licensed to Groundwater Stats Consulting. UG

Box & Whiskers Plot

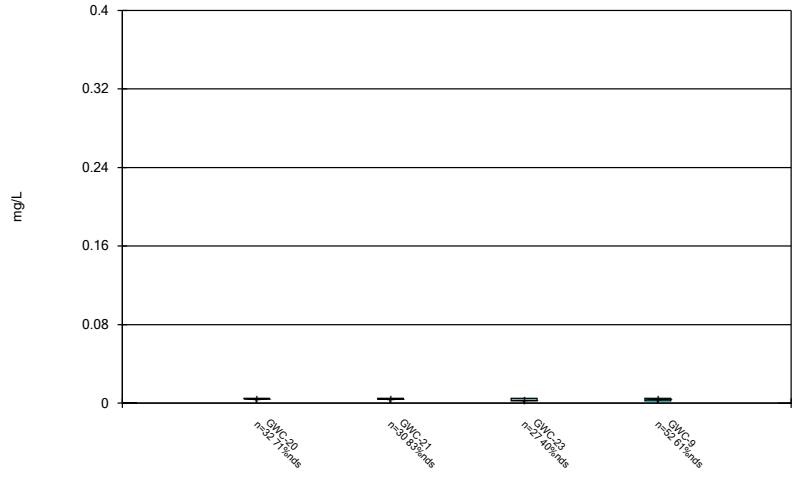

Constituent: Chromium Analysis Run 1/6/2026 11:20 AM

Plant McIntosh Client: Southern Company Data: McIntosh LF 4

Sanitas™ v.10.1.03a Software licensed to Groundwater Stats Consulting. UG

Box & Whiskers Plot

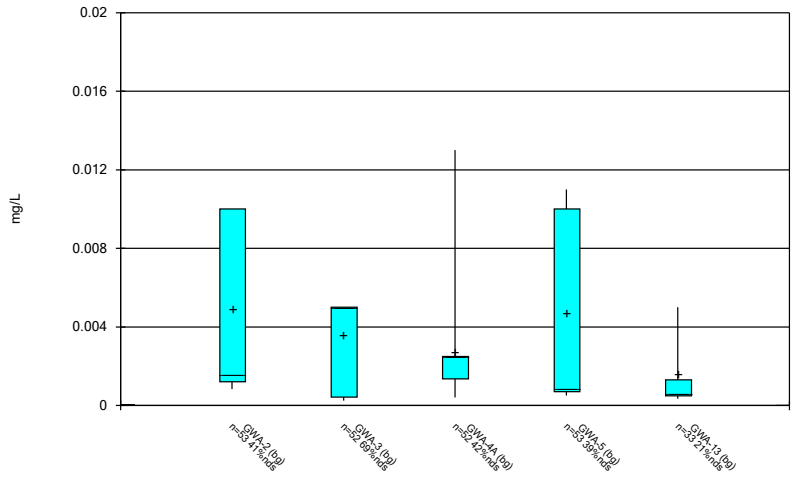

Constituent: Cobalt Analysis Run 1/6/2026 11:20 AM

Plant McIntosh Client: Southern Company Data: McIntosh LF 4

Sanitas™ v.10.1.03a Software licensed to Groundwater Stats Consulting. UG

Box & Whiskers Plot

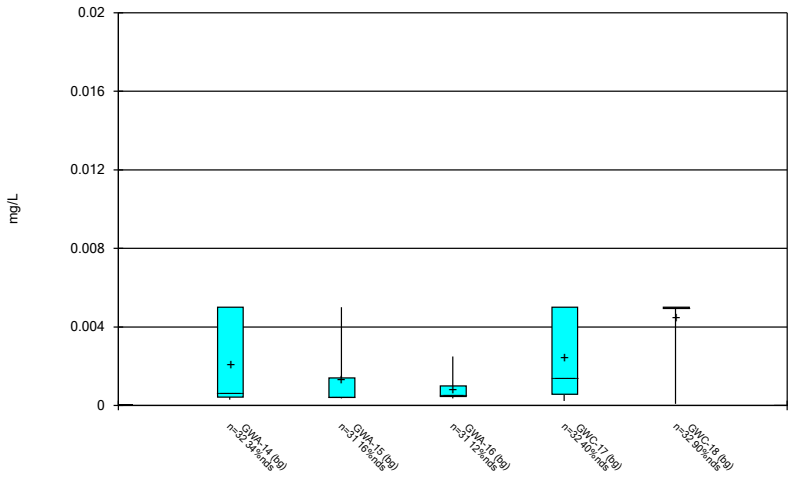

Constituent: Cobalt Analysis Run 1/6/2026 11:20 AM

Plant McIntosh Client: Southern Company Data: McIntosh LF 4

Sanitas™ v.10.1.03a Software licensed to Groundwater Stats Consulting. UG

Box & Whiskers Plot

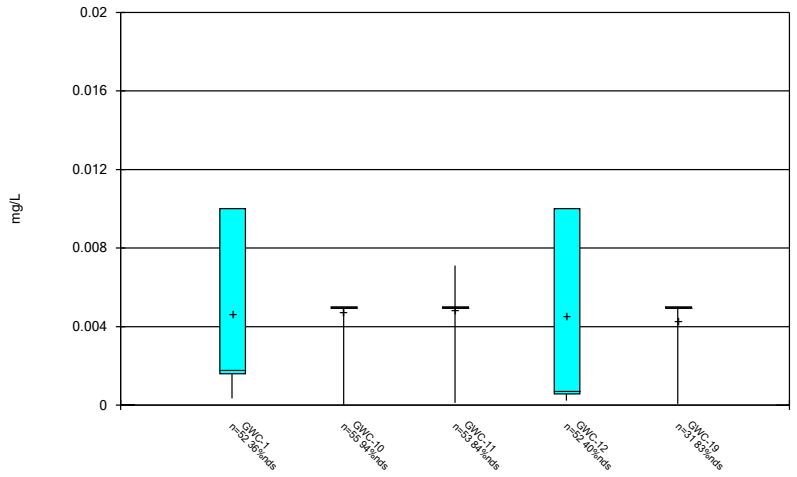

Constituent: Cobalt Analysis Run 1/6/2026 11:20 AM

Plant McIntosh Client: Southern Company Data: McIntosh LF 4

Sanitas™ v.10.1.03a Software licensed to Groundwater Stats Consulting. UG

Box & Whiskers Plot

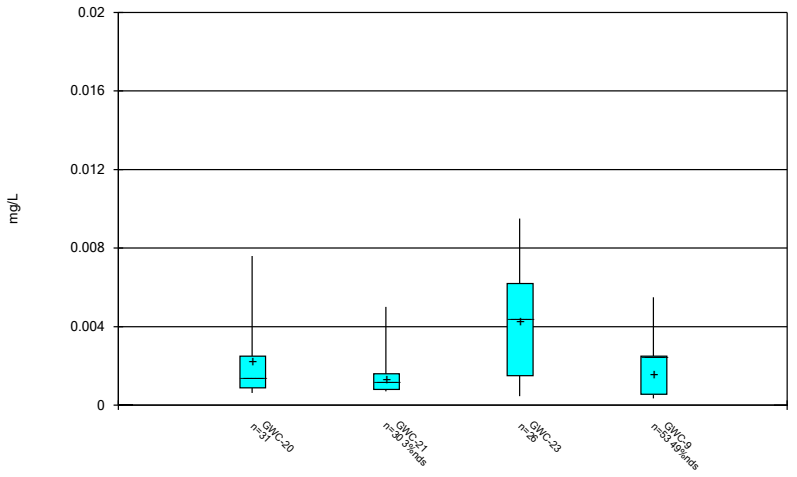

Constituent: Cobalt Analysis Run 1/6/2026 11:20 AM

Plant McIntosh Client: Southern Company Data: McIntosh LF 4

Sanitas™ v.10.1.03a Software licensed to Groundwater Stats Consulting. UG

Box & Whiskers Plot

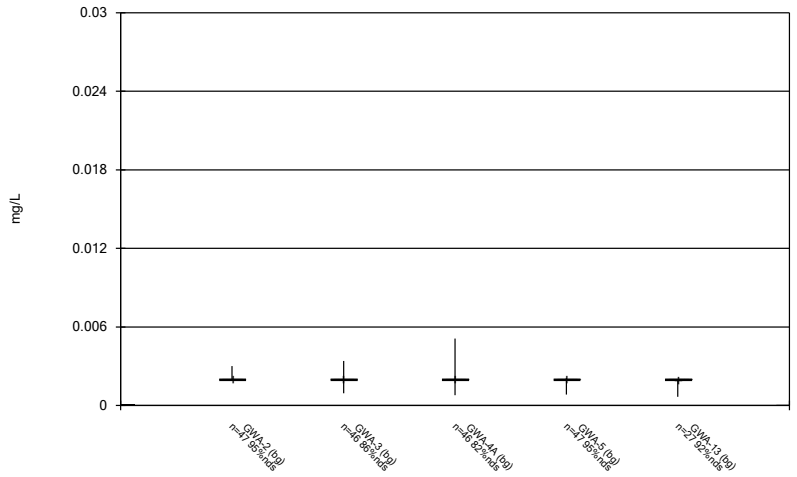

Constituent: Copper Analysis Run 1/6/2026 11:20 AM

Plant McIntosh Client: Southern Company Data: McIntosh LF 4

Sanitas™ v.10.1.03a Software licensed to Groundwater Stats Consulting. UG

Box & Whiskers Plot

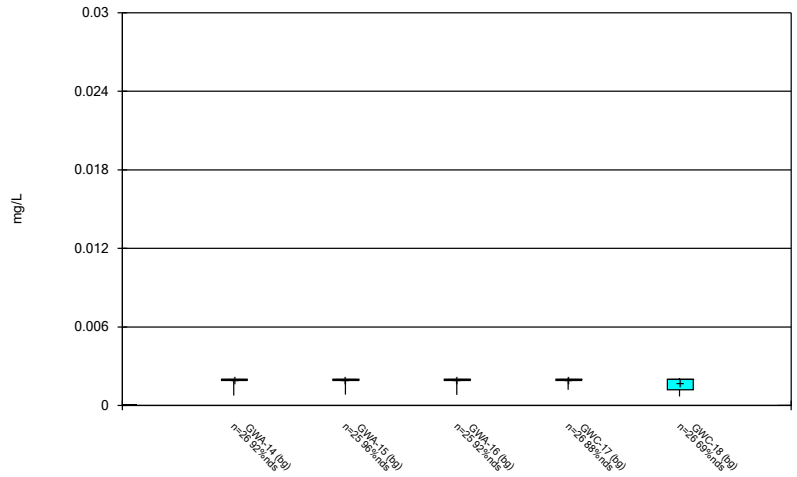

Constituent: Copper Analysis Run 1/6/2026 11:20 AM

Plant McIntosh Client: Southern Company Data: McIntosh LF 4

Sanitas™ v.10.1.03a Software licensed to Groundwater Stats Consulting. UG

Box & Whiskers Plot

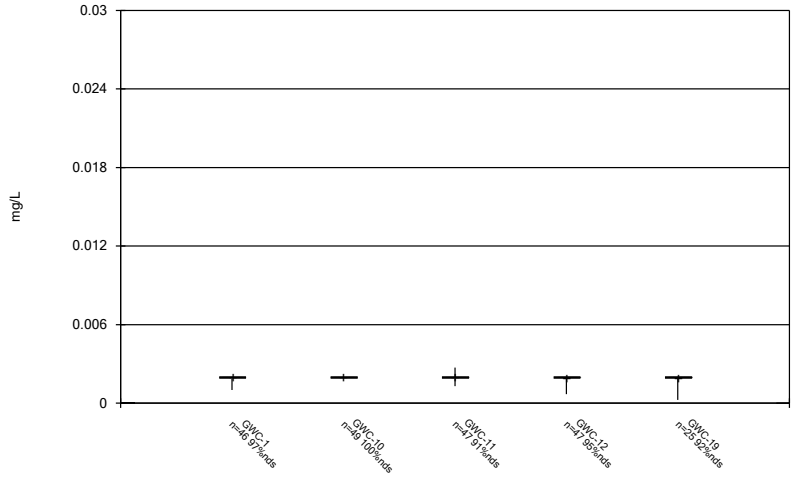

Constituent: Copper Analysis Run 1/6/2026 11:20 AM

Plant McIntosh Client: Southern Company Data: McIntosh LF 4

Sanitas™ v.10.1.03a Software licensed to Groundwater Stats Consulting. UG

Box & Whiskers Plot

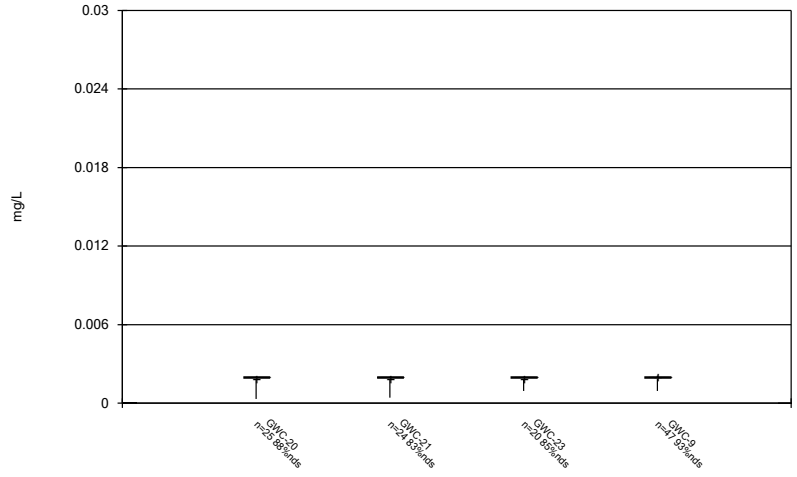

Constituent: Copper Analysis Run 1/6/2026 11:20 AM

Plant McIntosh Client: Southern Company Data: McIntosh LF 4

Sanitas™ v.10.1.03a Software licensed to Groundwater Stats Consulting. UG

Box & Whiskers Plot

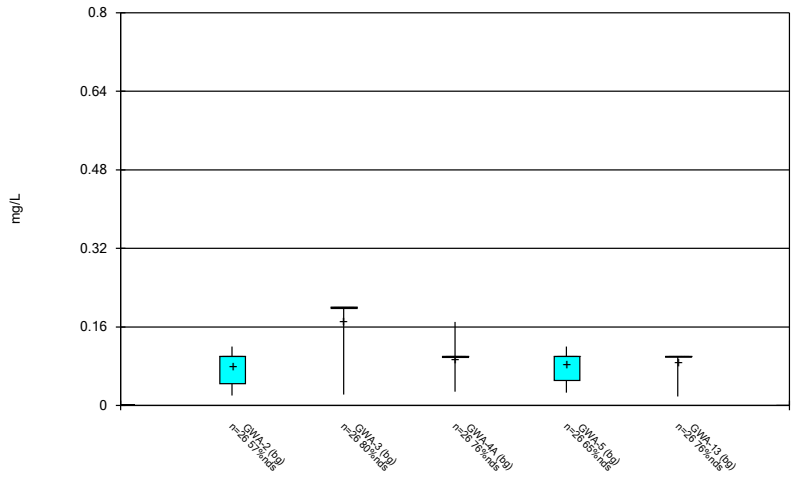

Constituent: Fluoride Analysis Run 1/6/2026 11:20 AM
Plant McIntosh Client: Southern Company Data: McIntosh LF 4

Sanitas™ v.10.1.03a Software licensed to Groundwater Stats Consulting. UG

Box & Whiskers Plot

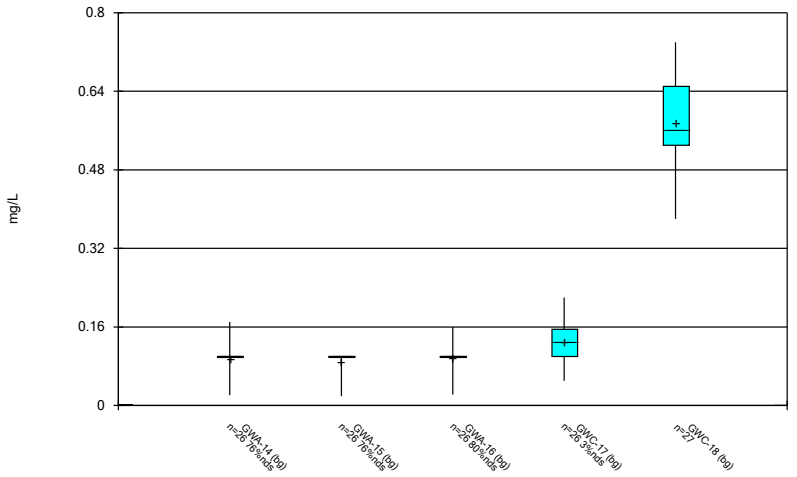

Constituent: Fluoride Analysis Run 1/6/2026 11:20 AM
Plant McIntosh Client: Southern Company Data: McIntosh LF 4

Sanitas™ v.10.1.03a Software licensed to Groundwater Stats Consulting. UG

Box & Whiskers Plot

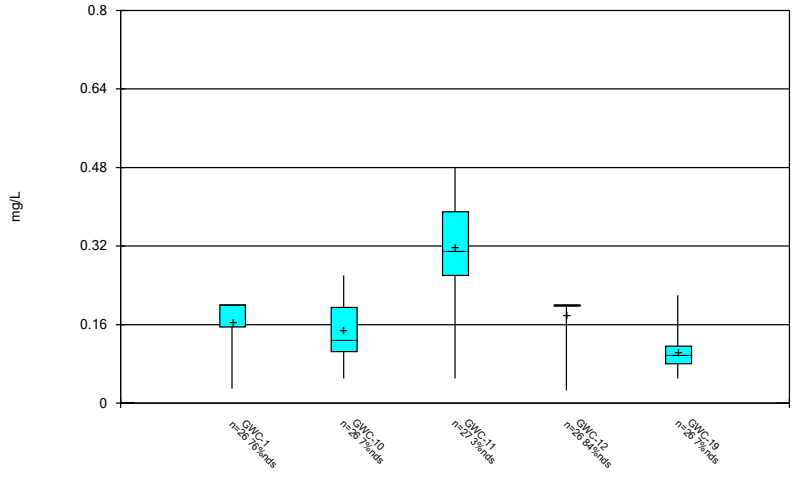

Constituent: Fluoride Analysis Run 1/6/2026 11:20 AM
Plant McIntosh Client: Southern Company Data: McIntosh LF 4

Sanitas™ v.10.1.03a Software licensed to Groundwater Stats Consulting. UG

Box & Whiskers Plot

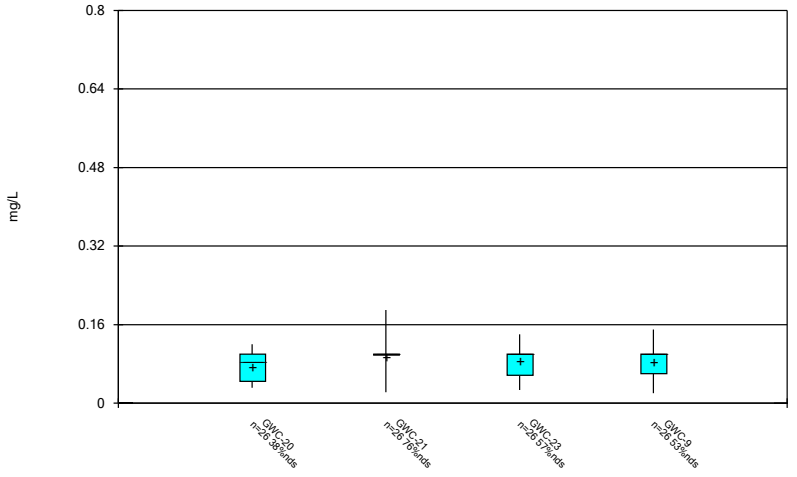

Constituent: Fluoride Analysis Run 1/6/2026 11:20 AM
Plant McIntosh Client: Southern Company Data: McIntosh LF 4

Sanitas™ v.10.1.03a Software licensed to Groundwater Stats Consulting. UG

Box & Whiskers Plot

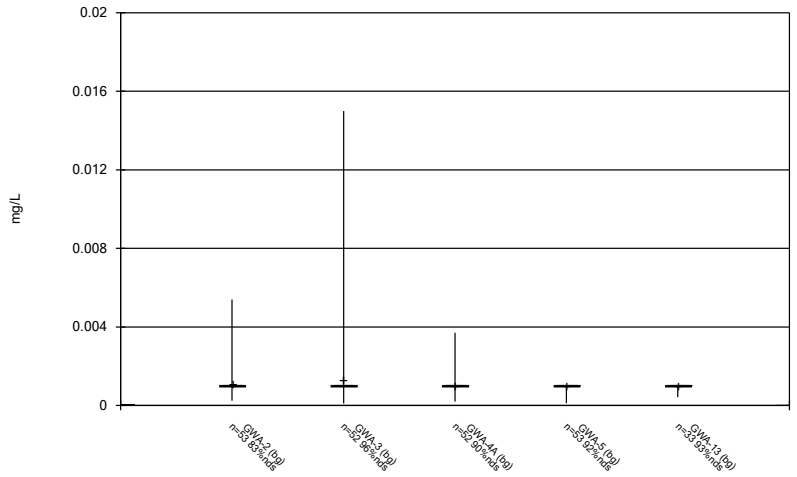

Constituent: Lead Analysis Run 1/6/2026 11:20 AM

Plant McIntosh Client: Southern Company Data: McIntosh LF 4

Sanitas™ v.10.1.03a Software licensed to Groundwater Stats Consulting. UG

Box & Whiskers Plot

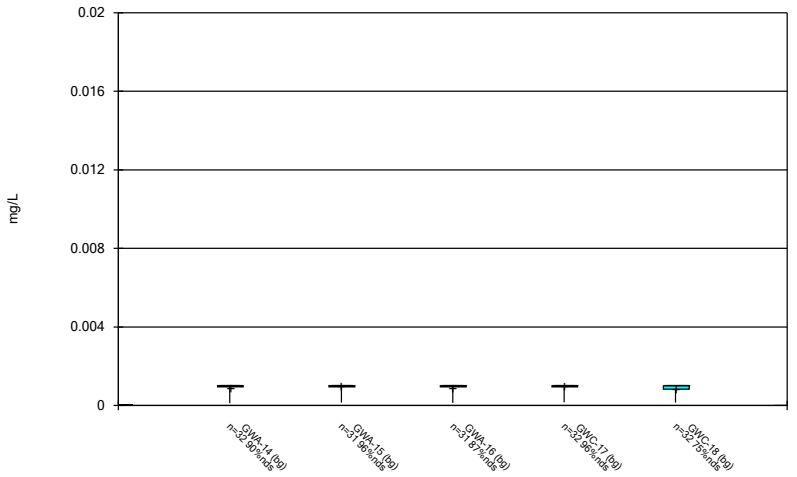

Constituent: Lead Analysis Run 1/6/2026 11:20 AM

Plant McIntosh Client: Southern Company Data: McIntosh LF 4

Sanitas™ v.10.1.03a Software licensed to Groundwater Stats Consulting. UG

Box & Whiskers Plot

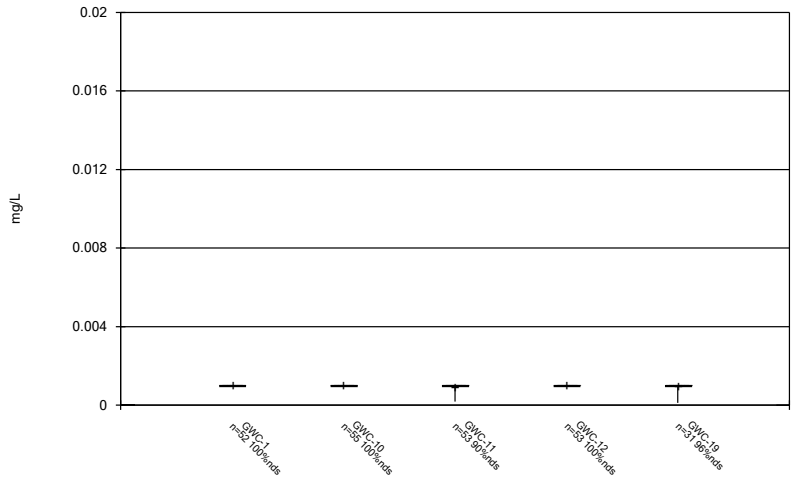

Constituent: Lead Analysis Run 1/6/2026 11:20 AM

Plant McIntosh Client: Southern Company Data: McIntosh LF 4

Sanitas™ v.10.1.03a Software licensed to Groundwater Stats Consulting. UG

Box & Whiskers Plot

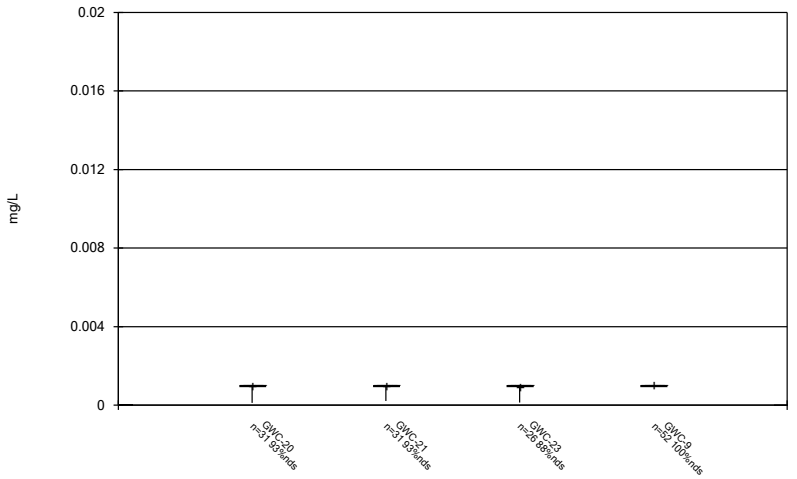

Constituent: Lead Analysis Run 1/6/2026 11:20 AM

Plant McIntosh Client: Southern Company Data: McIntosh LF 4

Sanitas™ v.10.1.03a Software licensed to Groundwater Stats Consulting. UG

Box & Whiskers Plot

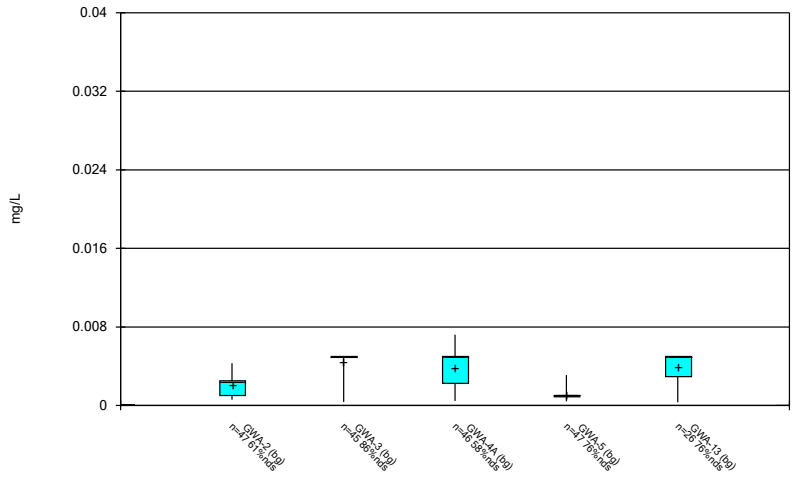

Constituent: Nickel Analysis Run 1/6/2026 11:20 AM

Plant McIntosh Client: Southern Company Data: McIntosh LF 4

Sanitas™ v.10.1.03a Software licensed to Groundwater Stats Consulting. UG

Box & Whiskers Plot

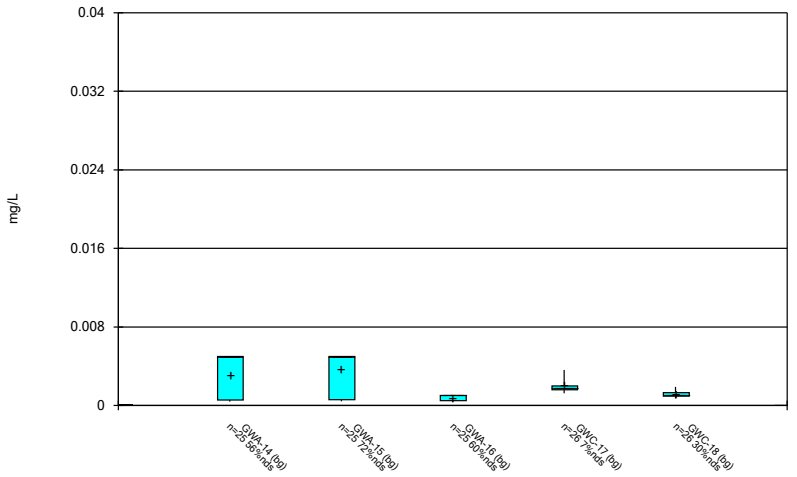

Constituent: Nickel Analysis Run 1/6/2026 11:20 AM

Plant McIntosh Client: Southern Company Data: McIntosh LF 4

Sanitas™ v.10.1.03a Software licensed to Groundwater Stats Consulting. UG

Box & Whiskers Plot

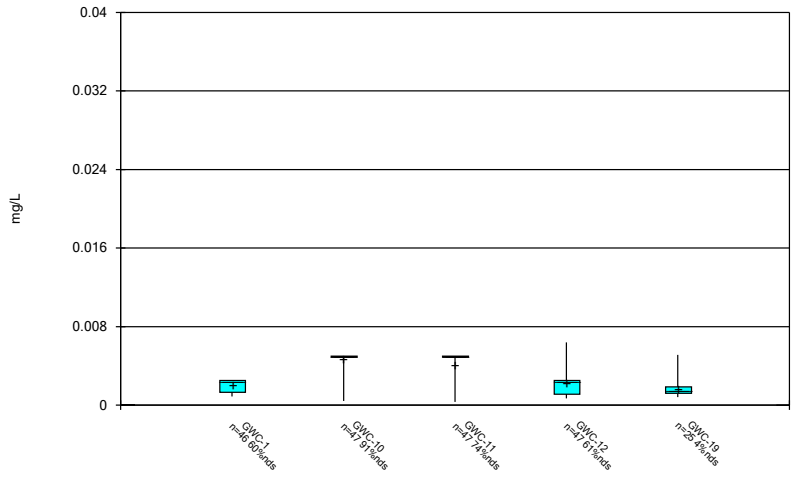

Constituent: Nickel Analysis Run 1/6/2026 11:20 AM

Plant McIntosh Client: Southern Company Data: McIntosh LF 4

Sanitas™ v.10.1.03a Software licensed to Groundwater Stats Consulting. UG

Box & Whiskers Plot

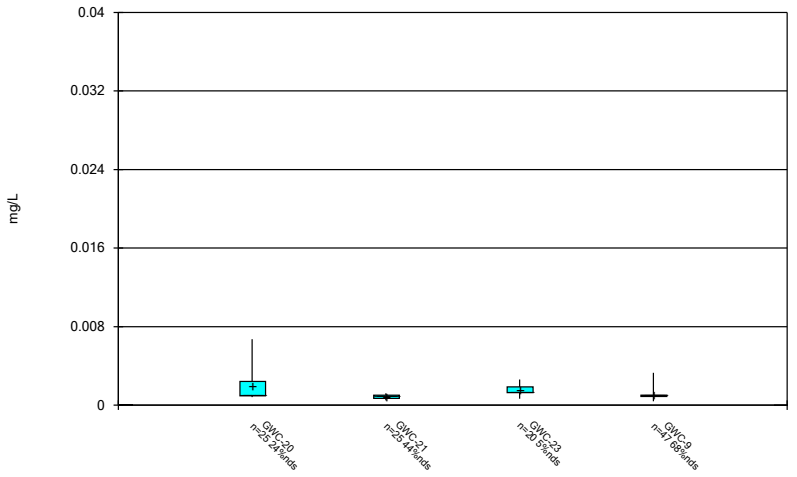

Constituent: Nickel Analysis Run 1/6/2026 11:21 AM

Plant McIntosh Client: Southern Company Data: McIntosh LF 4

Sanitas™ v.10.1.03a Software licensed to Groundwater Stats Consulting. UG

Box & Whiskers Plot

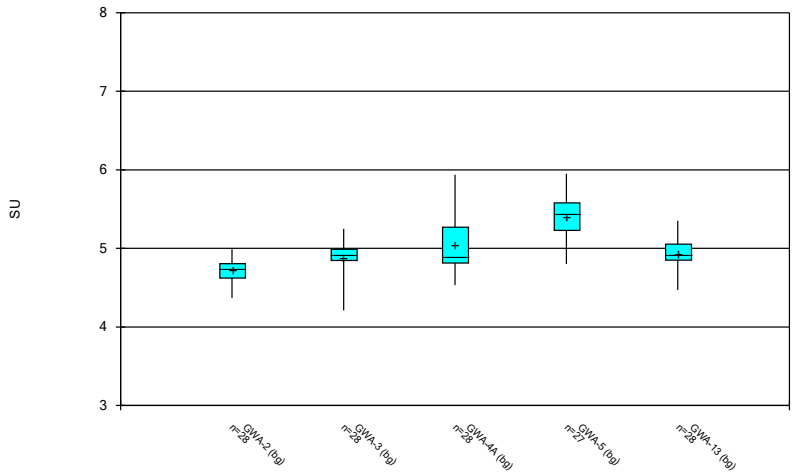

Constituent: pH, Field Analysis Run 1/6/2026 11:21 AM
Plant McIntosh Client: Southern Company Data: McIntosh LF 4

Sanitas™ v.10.1.03a Software licensed to Groundwater Stats Consulting. UG

Box & Whiskers Plot

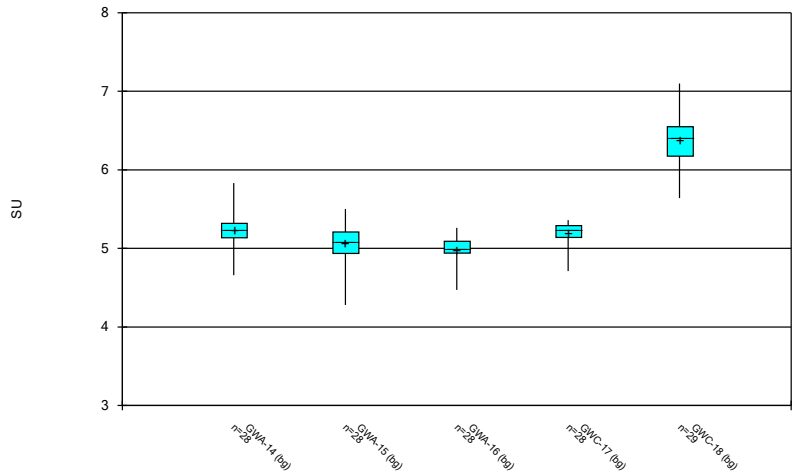

Constituent: pH, Field Analysis Run 1/6/2026 11:21 AM
Plant McIntosh Client: Southern Company Data: McIntosh LF 4

Sanitas™ v.10.1.03a Software licensed to Groundwater Stats Consulting. UG

Box & Whiskers Plot

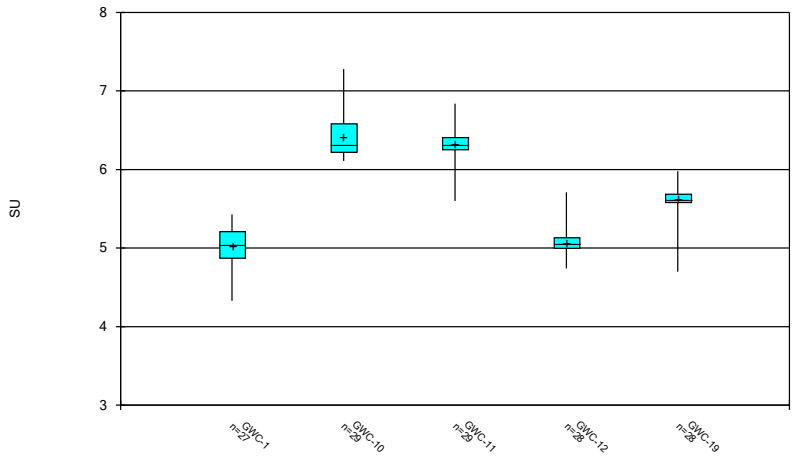

Constituent: pH, Field Analysis Run 1/6/2026 11:21 AM
Plant McIntosh Client: Southern Company Data: McIntosh LF 4

Sanitas™ v.10.1.03a Software licensed to Groundwater Stats Consulting. UG

Box & Whiskers Plot

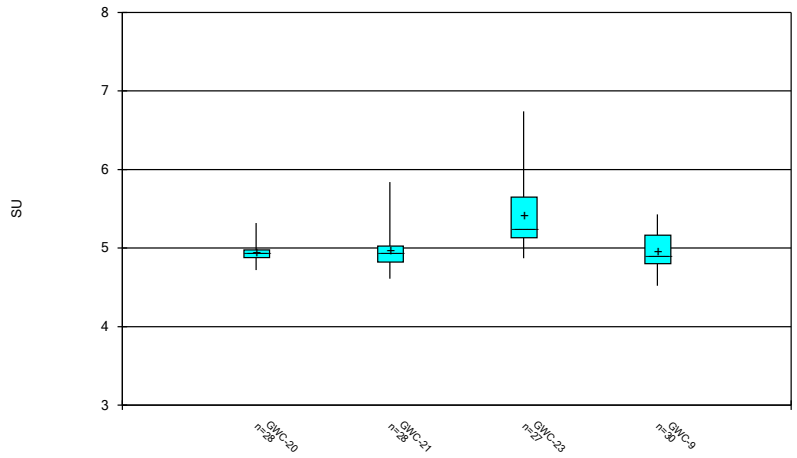

Constituent: pH, Field Analysis Run 1/6/2026 11:21 AM
Plant McIntosh Client: Southern Company Data: McIntosh LF 4

Sanitas™ v.10.1.03a Software licensed to Groundwater Stats Consulting. UG

Box & Whiskers Plot

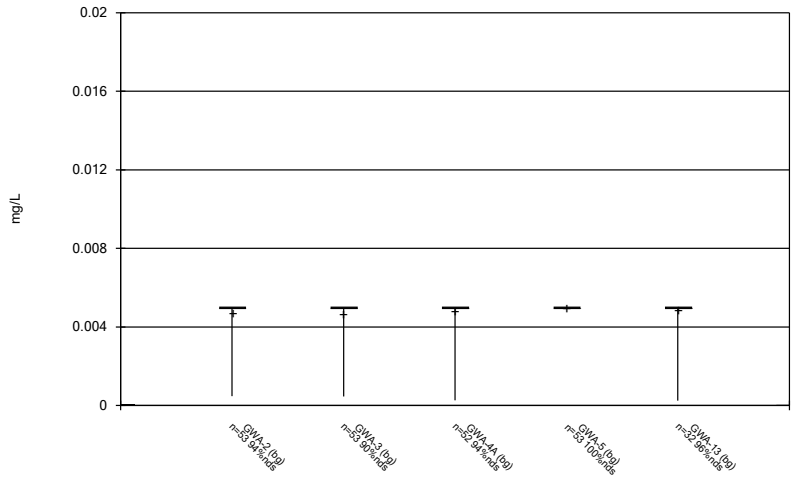

Constituent: Selenium Analysis Run 1/6/2026 11:21 AM

Plant McIntosh Client: Southern Company Data: McIntosh LF 4

Sanitas™ v.10.1.03a Software licensed to Groundwater Stats Consulting. UG

Box & Whiskers Plot

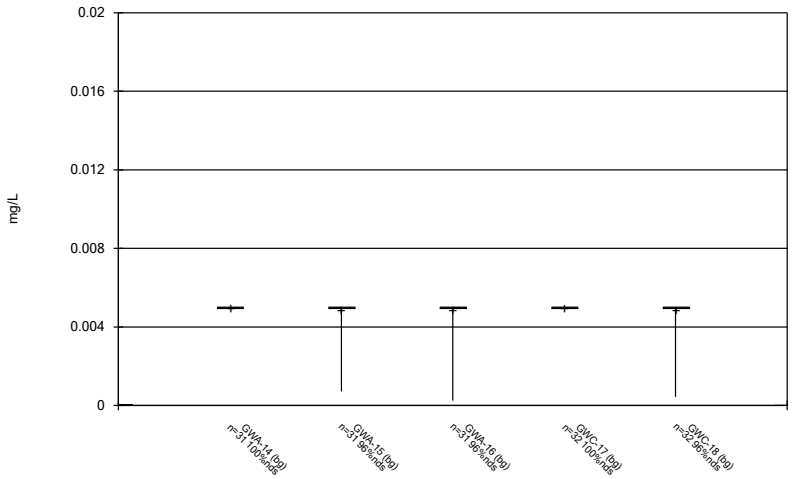

Constituent: Selenium Analysis Run 1/6/2026 11:21 AM

Plant McIntosh Client: Southern Company Data: McIntosh LF 4

Sanitas™ v.10.1.03a Software licensed to Groundwater Stats Consulting. UG

Box & Whiskers Plot

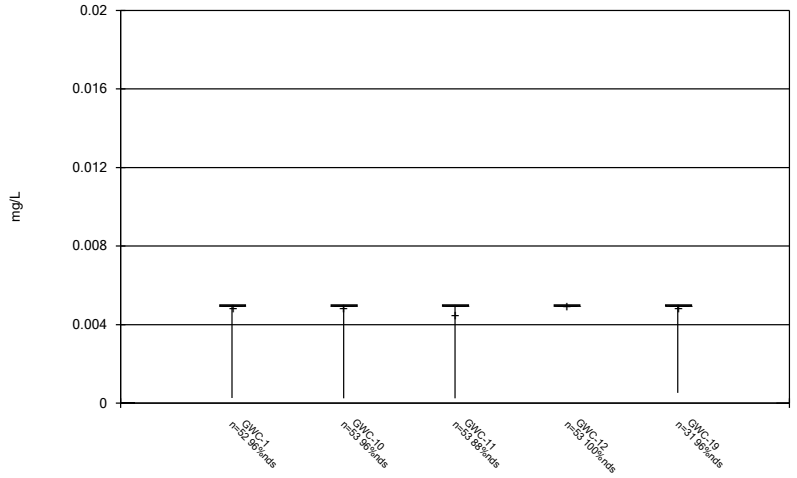

Constituent: Selenium Analysis Run 1/6/2026 11:21 AM

Plant McIntosh Client: Southern Company Data: McIntosh LF 4

Sanitas™ v.10.1.03a Software licensed to Groundwater Stats Consulting. UG

Box & Whiskers Plot

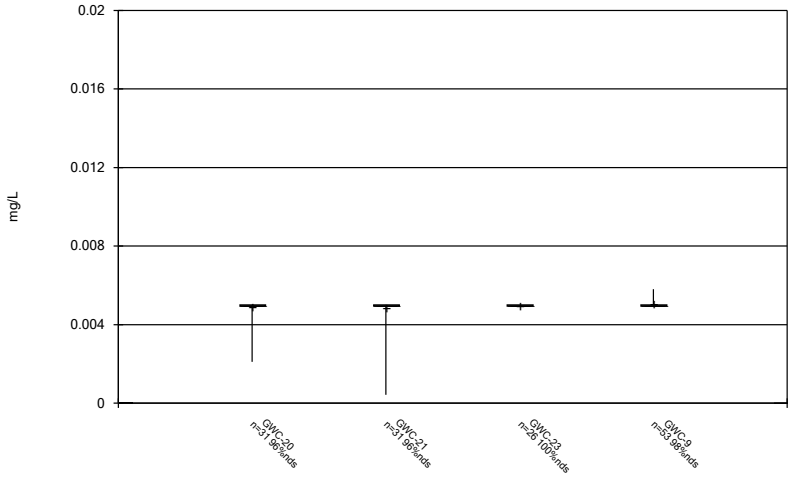

Constituent: Selenium Analysis Run 1/6/2026 11:21 AM

Plant McIntosh Client: Southern Company Data: McIntosh LF 4

Sanitas™ v.10.1.03a Software licensed to Groundwater Stats Consulting. UG

Box & Whiskers Plot

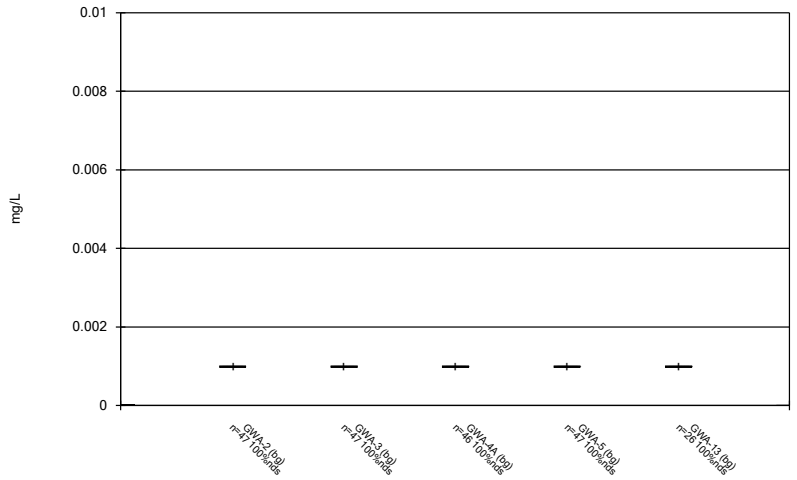

Constituent: Silver Analysis Run 1/6/2026 11:21 AM

Plant McIntosh Client: Southern Company Data: McIntosh LF 4

Sanitas™ v.10.1.03a Software licensed to Groundwater Stats Consulting. UG

Box & Whiskers Plot

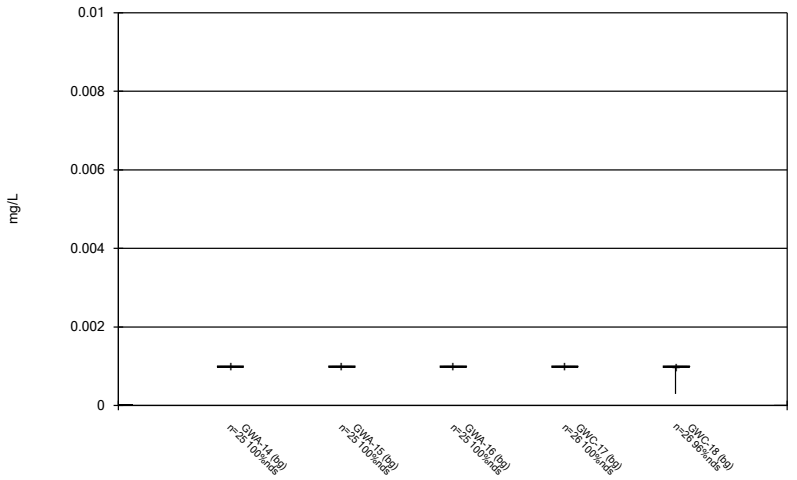

Constituent: Silver Analysis Run 1/6/2026 11:21 AM

Plant McIntosh Client: Southern Company Data: McIntosh LF 4

Sanitas™ v.10.1.03a Software licensed to Groundwater Stats Consulting. UG

Box & Whiskers Plot

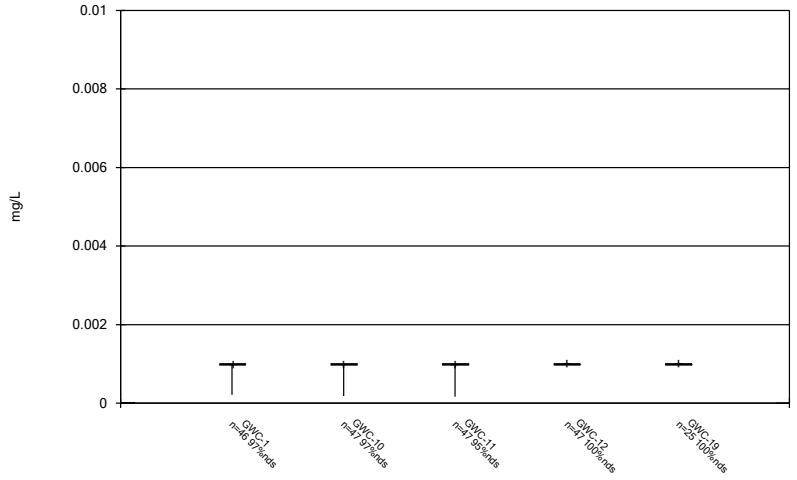

Constituent: Silver Analysis Run 1/6/2026 11:21 AM

Plant McIntosh Client: Southern Company Data: McIntosh LF 4

Sanitas™ v.10.1.03a Software licensed to Groundwater Stats Consulting. UG

Box & Whiskers Plot

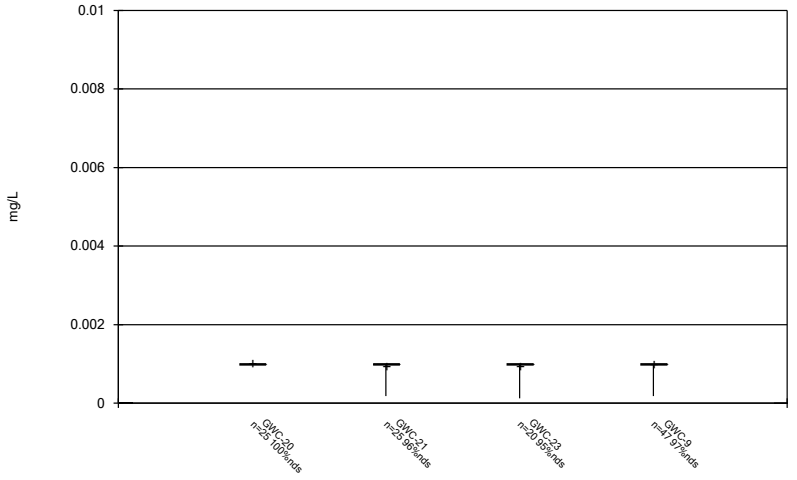

Constituent: Silver Analysis Run 1/6/2026 11:21 AM

Plant McIntosh Client: Southern Company Data: McIntosh LF 4

Sanitas™ v.10.1.03a Software licensed to Groundwater Stats Consulting. UG

Box & Whiskers Plot

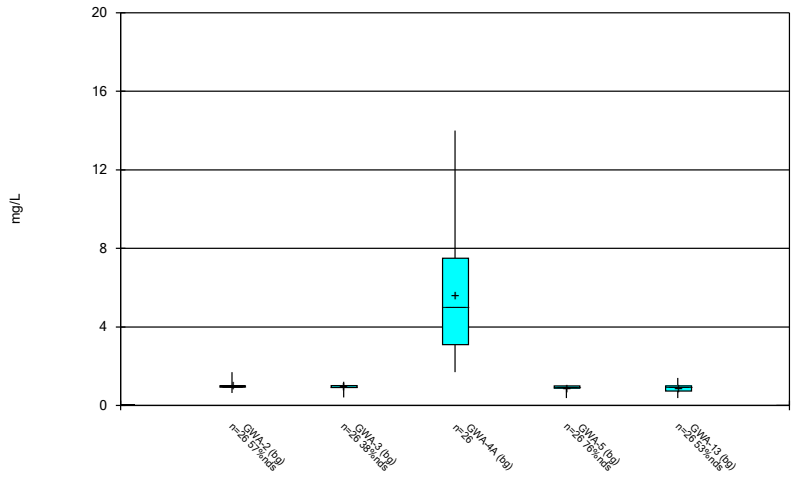

Constituent: Sulfate Analysis Run 1/6/2026 11:21 AM

Plant McIntosh Client: Southern Company Data: McIntosh LF 4

Sanitas™ v.10.1.03a Software licensed to Groundwater Stats Consulting. UG

Box & Whiskers Plot

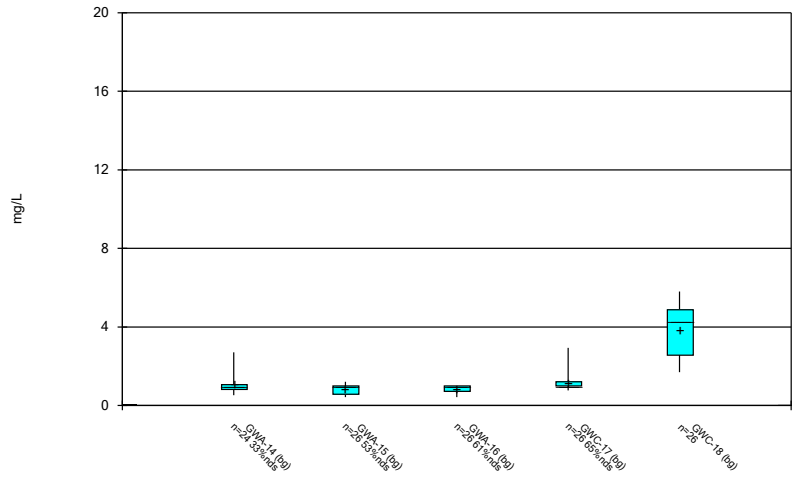

Constituent: Sulfate Analysis Run 1/6/2026 11:21 AM

Plant McIntosh Client: Southern Company Data: McIntosh LF 4

Sanitas™ v.10.1.03a Software licensed to Groundwater Stats Consulting. UG

Box & Whiskers Plot

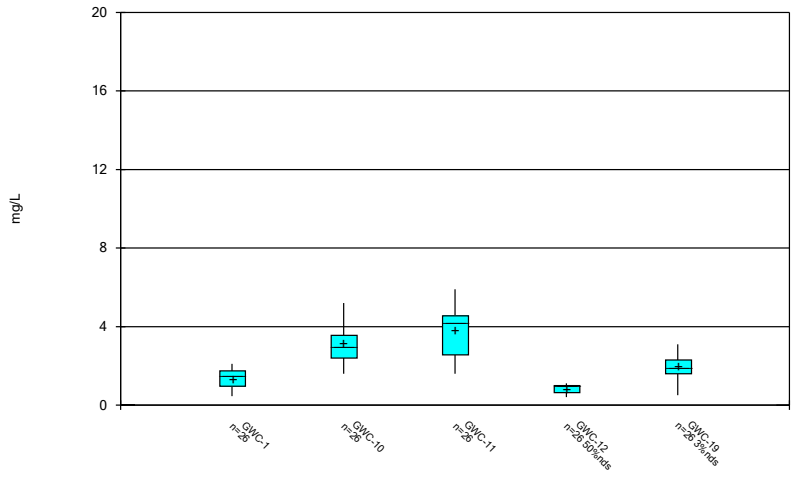

Constituent: Sulfate Analysis Run 1/6/2026 11:21 AM

Plant McIntosh Client: Southern Company Data: McIntosh LF 4

Sanitas™ v.10.1.03a Software licensed to Groundwater Stats Consulting. UG

Box & Whiskers Plot

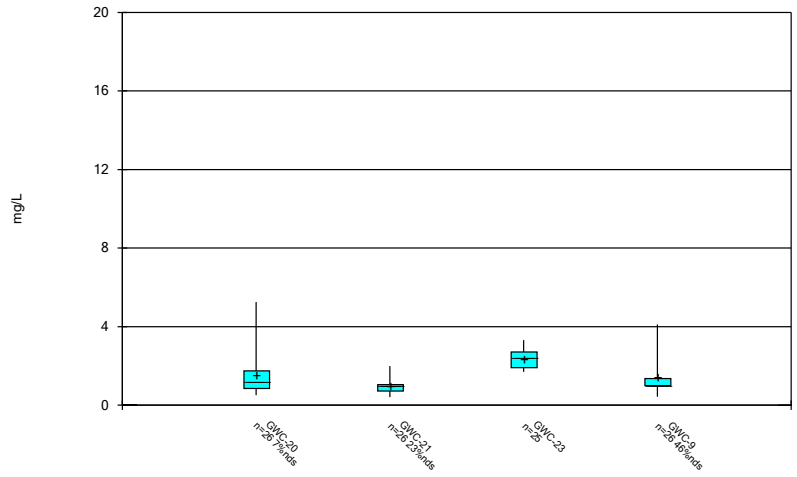

Constituent: Sulfate Analysis Run 1/6/2026 11:21 AM

Plant McIntosh Client: Southern Company Data: McIntosh LF 4

Sanitas™ v.10.1.03a Software licensed to Groundwater Stats Consulting. UG

Box & Whiskers Plot

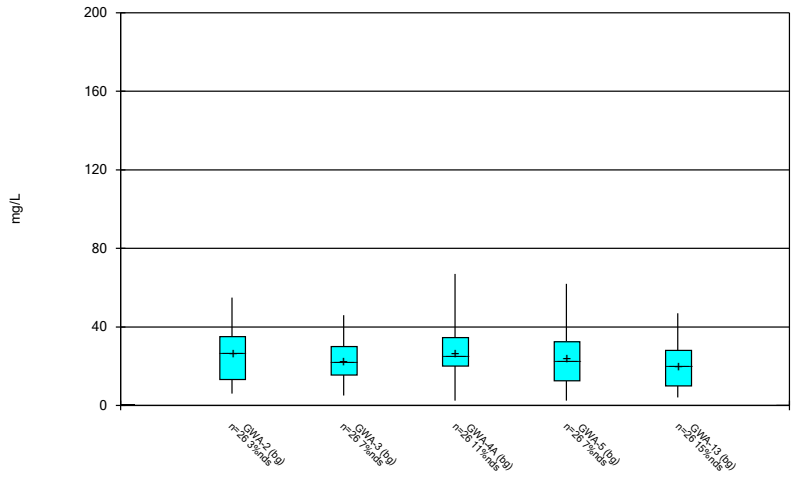

Constituent: TDS Analysis Run 1/6/2026 11:21 AM

Plant McIntosh Client: Southern Company Data: McIntosh LF 4

Sanitas™ v.10.1.03a Software licensed to Groundwater Stats Consulting. UG

Box & Whiskers Plot

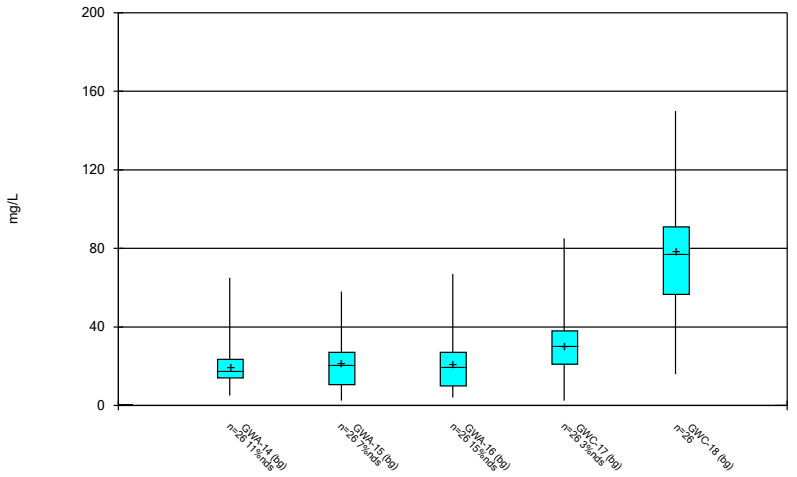

Constituent: TDS Analysis Run 1/6/2026 11:21 AM

Plant McIntosh Client: Southern Company Data: McIntosh LF 4

Sanitas™ v.10.1.03a Software licensed to Groundwater Stats Consulting. UG

Box & Whiskers Plot

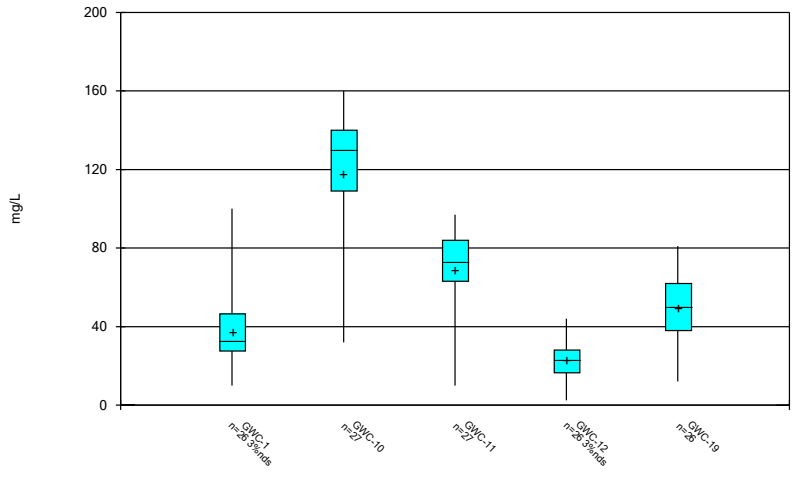

Constituent: TDS Analysis Run 1/6/2026 11:21 AM

Plant McIntosh Client: Southern Company Data: McIntosh LF 4

Sanitas™ v.10.1.03a Software licensed to Groundwater Stats Consulting. UG

Box & Whiskers Plot

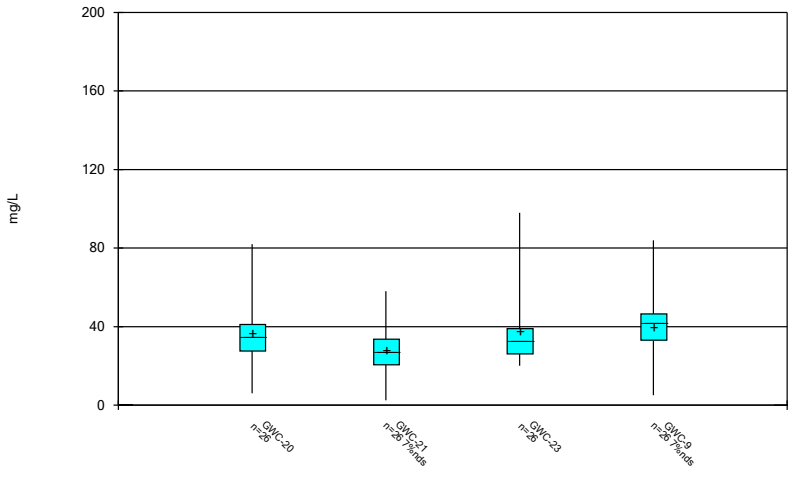

Constituent: TDS Analysis Run 1/6/2026 11:21 AM

Plant McIntosh Client: Southern Company Data: McIntosh LF 4

Sanitas™ v.10.1.03a Software licensed to Groundwater Stats Consulting. UG

Box & Whiskers Plot

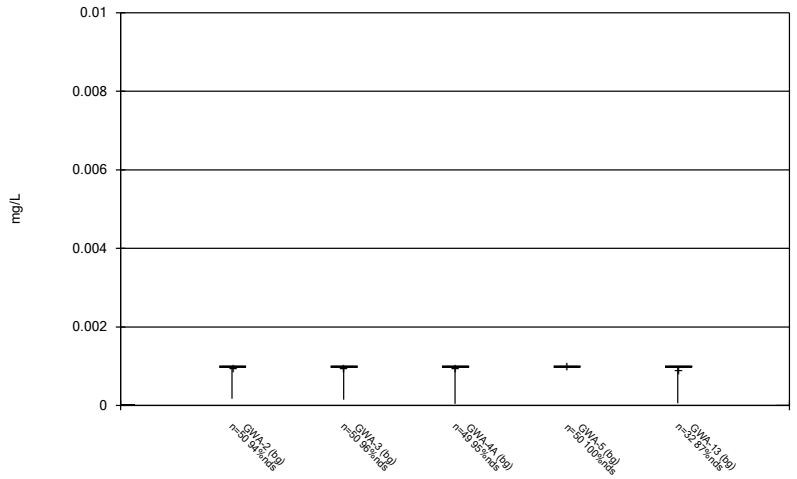

Constituent: Thallium Analysis Run 1/6/2026 11:21 AM

Plant McIntosh Client: Southern Company Data: McIntosh LF 4

Sanitas™ v.10.1.03a Software licensed to Groundwater Stats Consulting. UG

Box & Whiskers Plot

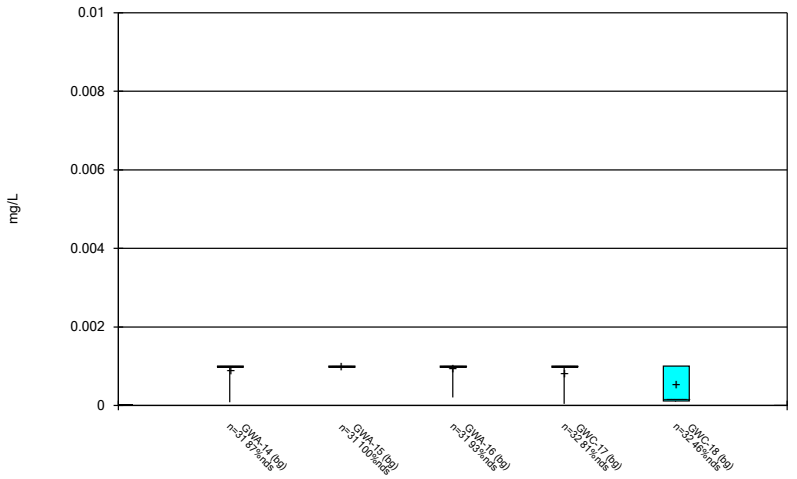

Constituent: Thallium Analysis Run 1/6/2026 11:21 AM

Plant McIntosh Client: Southern Company Data: McIntosh LF 4

Sanitas™ v.10.1.03a Software licensed to Groundwater Stats Consulting. UG

Box & Whiskers Plot

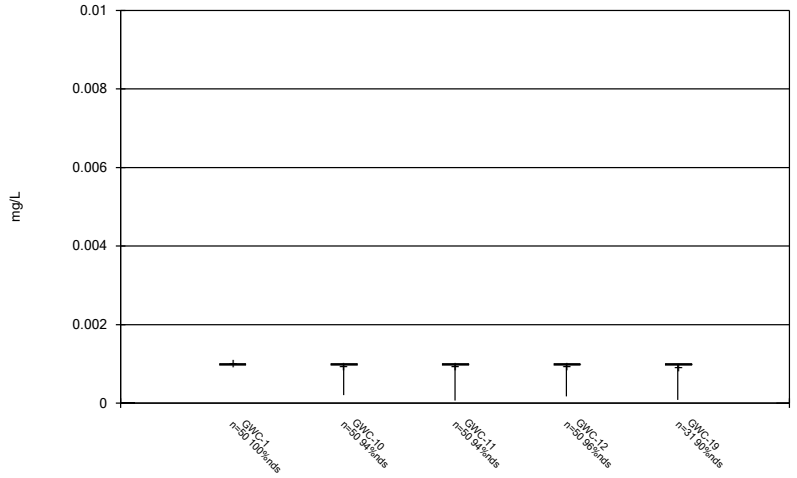

Constituent: Thallium Analysis Run 1/6/2026 11:21 AM

Plant McIntosh Client: Southern Company Data: McIntosh LF 4

Sanitas™ v.10.1.03a Software licensed to Groundwater Stats Consulting. UG

Box & Whiskers Plot

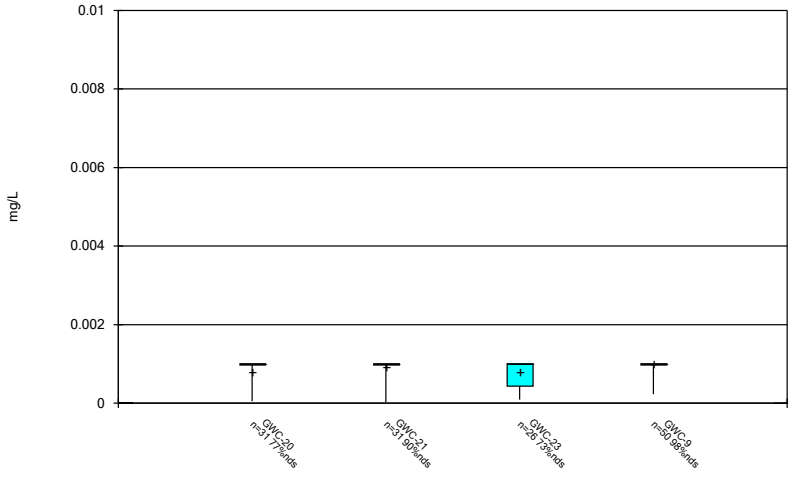

Constituent: Thallium Analysis Run 1/6/2026 11:21 AM

Plant McIntosh Client: Southern Company Data: McIntosh LF 4

Sanitas™ v.10.1.03a Software licensed to Groundwater Stats Consulting. UG

Box & Whiskers Plot

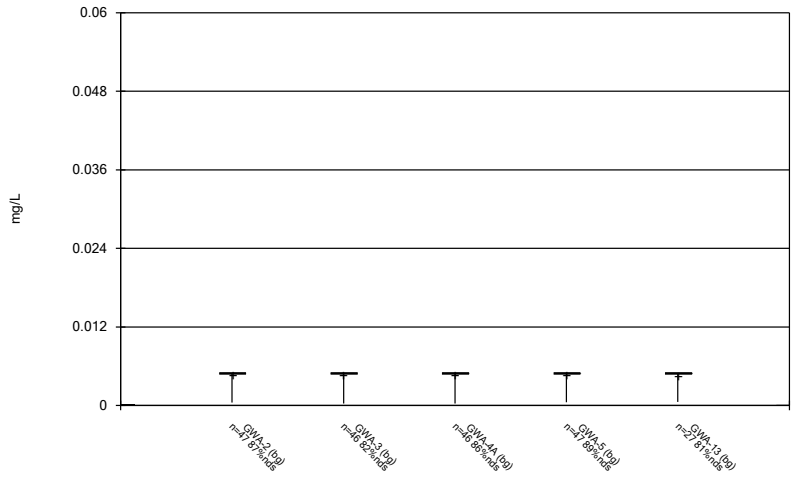

Constituent: Vanadium Analysis Run 1/6/2026 11:21 AM

Plant McIntosh Client: Southern Company Data: McIntosh LF 4

Sanitas™ v.10.1.03a Software licensed to Groundwater Stats Consulting. UG

Box & Whiskers Plot

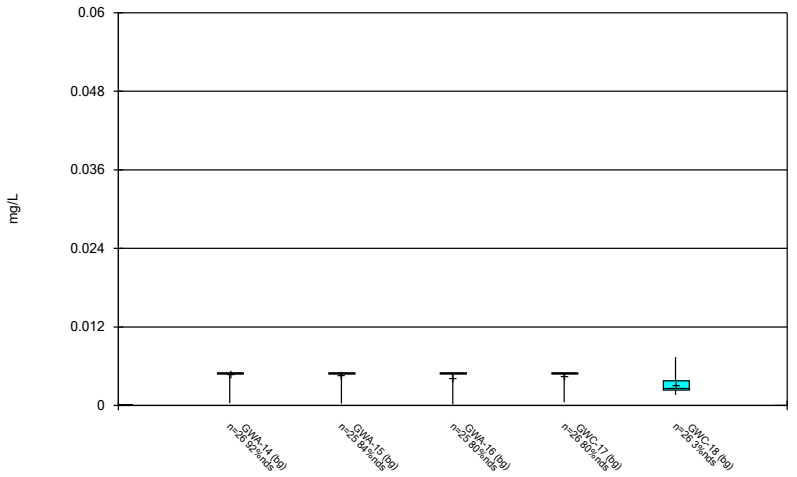

Constituent: Vanadium Analysis Run 1/6/2026 11:21 AM

Plant McIntosh Client: Southern Company Data: McIntosh LF 4

Sanitas™ v.10.1.03a Software licensed to Groundwater Stats Consulting. UG

Box & Whiskers Plot

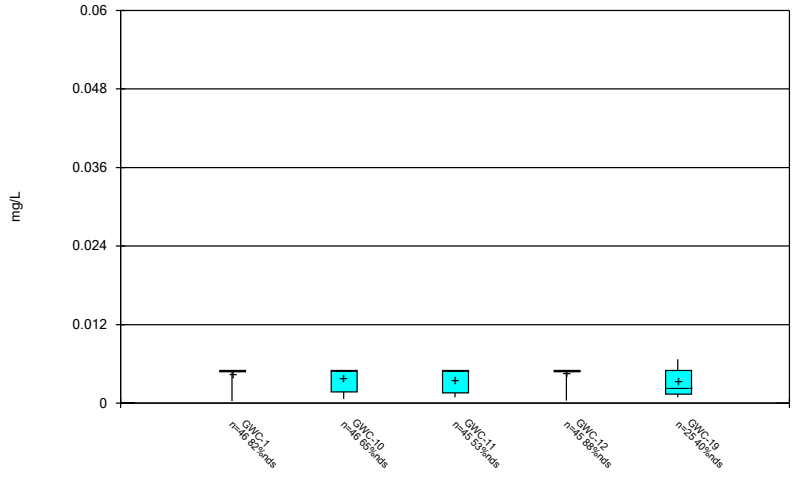

Constituent: Vanadium Analysis Run 1/6/2026 11:21 AM

Plant McIntosh Client: Southern Company Data: McIntosh LF 4

Sanitas™ v.10.1.03a Software licensed to Groundwater Stats Consulting. UG

Box & Whiskers Plot

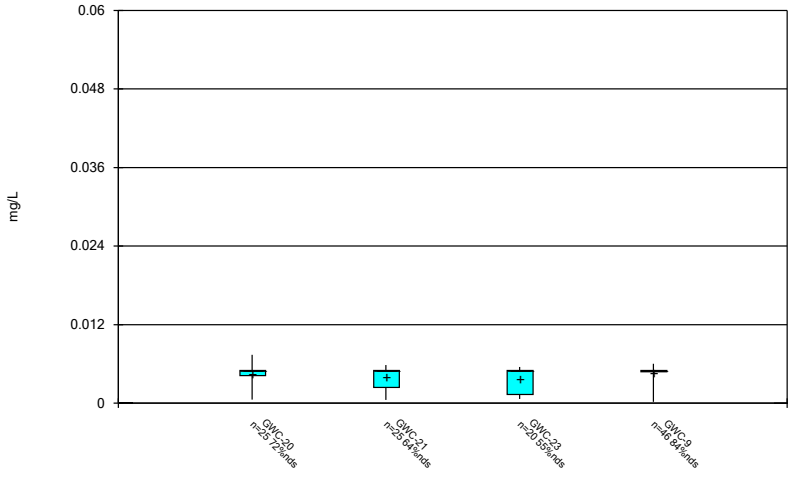

Constituent: Vanadium Analysis Run 1/6/2026 11:21 AM

Plant McIntosh Client: Southern Company Data: McIntosh LF 4

Sanitas™ v.10.1.03a Software licensed to Groundwater Stats Consulting. UG

Box & Whiskers Plot

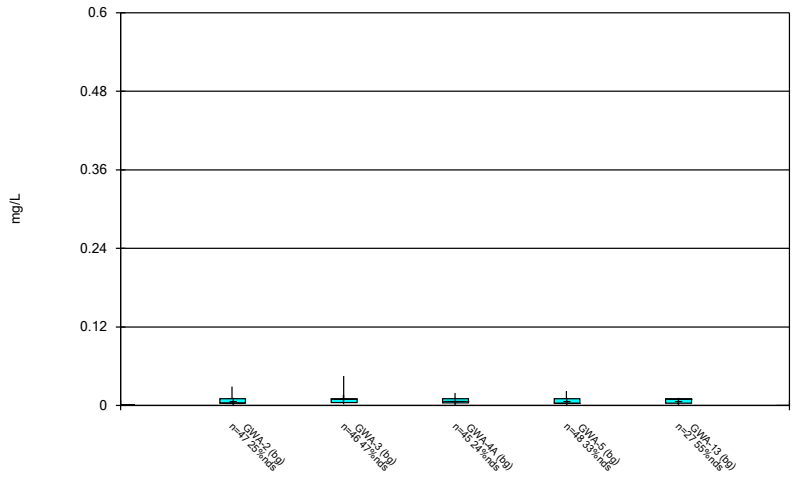

Constituent: Zinc Analysis Run 1/6/2026 11:21 AM

Plant McIntosh Client: Southern Company Data: McIntosh LF 4

Sanitas™ v.10.1.03a Software licensed to Groundwater Stats Consulting. UG

Box & Whiskers Plot

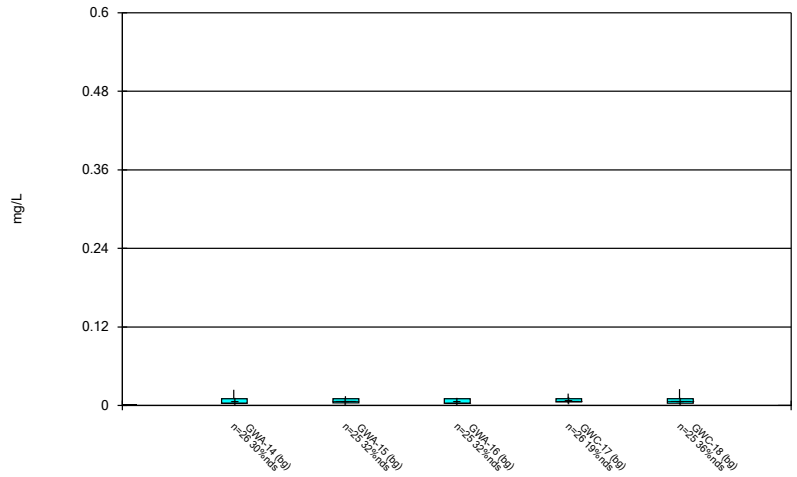

Constituent: Zinc Analysis Run 1/6/2026 11:21 AM

Plant McIntosh Client: Southern Company Data: McIntosh LF 4

Sanitas™ v.10.1.03a Software licensed to Groundwater Stats Consulting. UG

Box & Whiskers Plot

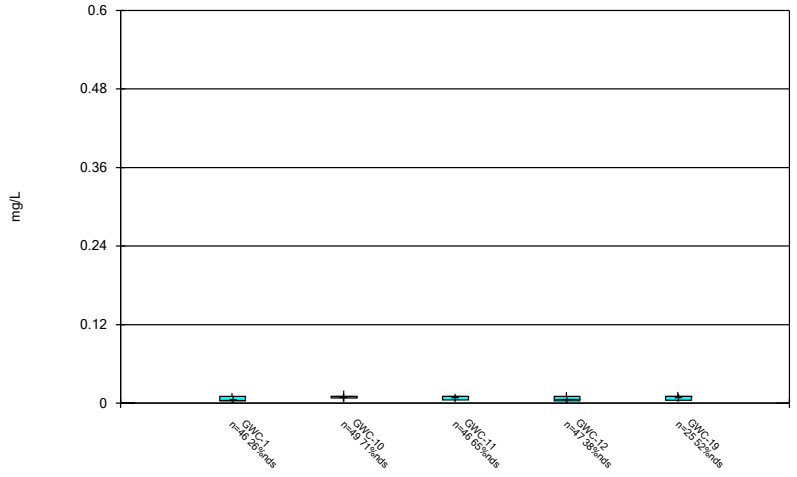

Constituent: Zinc Analysis Run 1/6/2026 11:21 AM

Plant McIntosh Client: Southern Company Data: McIntosh LF 4

Sanitas™ v.10.1.03a Software licensed to Groundwater Stats Consulting. UG

Box & Whiskers Plot

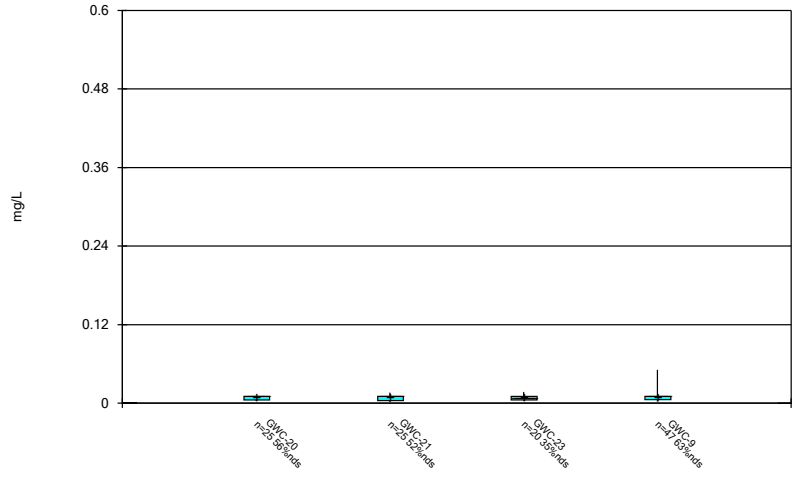

Constituent: Zinc Analysis Run 1/6/2026 11:21 AM

Plant McIntosh Client: Southern Company Data: McIntosh LF 4

FIGURE C.

Outlier Summary

Plant McIntosh Client: Southern Company Data: McIntosh LF 4 Printed 9/25/2025, 11:40 AM

	GWA-3 Arsenic (mg/L)	GWA-3 Barium (mg/L)	GWC-11 Barium (mg/L)	GWC-17 Beryllium (mg/L)	GWA-5 Chloride (mg/L)	GWA-2 Chromium (mg/L)	GWA-3 Chromium (mg/L)	GWA-5 Chromium (mg/L)	GWA-13 Chromium (mg/L)	GWC-1 Chromium (mg/L)
8/25/2004								0.22 (O)		
9/11/2004										
12/8/2005										
6/19/2007		0.1 (o)								
7/6/2007		0.1 (O)								
6/20/2008										
12/7/2008		0.097 (O)	0.093 (O)							0.072 (O)
1/5/2011	0.0089 (O)	0.21 (O)					0.077 (O)			
7/11/2012						0.0061 (O)				
1/19/2013										
1/14/2016										
4/20/2016				<0.003 (O)					<0.01 (O)	
6/14/2016										
6/16/2016										
9/27/2016										
1/12/2017										
1/13/2017										
1/30/2019										
3/27/2019										
9/15/2020					18 (O)					

Outlier Summary

Plant McIntosh Client: Southern Company Data: McIntosh LF 4 Printed 9/25/2025, 11:40 AM

	GWC-21 Chromium (mg/L)	GWC-9 Chromium (mg/L)	GWA-3 Cobalt (mg/L)	GWC-12 Cobalt (mg/L)	GWC-21 Cobalt (mg/L)	GWA-3 Copper (mg/L)	GWC-21 Copper (mg/L)	GWA-3 Lead (mg/L)	GWC-9 Lead (mg/L)	GWA-3 Nickel (mg/L)
8/25/2004									0.0056 (O)	
9/11/2004										0.03 (O)
12/8/2005										
6/19/2007										
7/6/2007										
6/20/2008										
12/7/2008										
1/5/2011			0.0066 (O)			0.014 (O)		0.014 (O)		0.025 (O)
7/11/2012				0.012 (O)						
1/19/2013		0.0065 (O)								
1/14/2016							0.0064 (O)			
4/20/2016										
6/14/2016										
6/16/2016										
9/27/2016	0.35 (O)				0.015 (O)					
1/12/2017										
1/13/2017										
1/30/2019										
3/27/2019										
9/15/2020										

Outlier Summary

Plant McIntosh Client: Southern Company Data: McIntosh LF 4 Printed 9/25/2025, 11:40 AM

	GWA-14 Sulfate (mg/L)	GWC-18 Sulfate (mg/L)	GWC-23 Sulfate (mg/L)	GWA-3 Vanadium (mg/L)	GWC-10 Vanadium (mg/L)	GWC-11 Vanadium (mg/L)	GWC-12 Vanadium (mg/L)	GWC-9 Vanadium (mg/L)	GWA-3 Zinc (mg/L)	GWA-4A Zinc (mg/L)
8/25/2004										
9/11/2004										
12/8/2005										0.06 (O)
6/19/2007										
7/6/2007										
6/20/2008						0.0093 (O)				
12/7/2008										
1/5/2011				0.056 (O)					0.057 (O)	
7/11/2012										
1/19/2013										
1/14/2016										
4/20/2016	5.85 (O)									
6/14/2016	4.6 (O)									
6/16/2016		9 (O)	9.2 (O)							
9/27/2016										
1/12/2017					0.0087 (O)	0.01 (O)	0.0075 (O)			
1/13/2017								0.0091 (O)		
1/30/2019										
3/27/2019					0.0065 (O)		0.0078 (O)			
9/15/2020										

Outlier Summary

Plant McIntosh Client: Southern Company Data: McIntosh LF 4 Printed 9/25/2025, 11:40 AM

	GWC-18 Zinc (mg/L)	GWC-11 Zinc (mg/L)
8/25/2004		
9/11/2004		
12/8/2005		
6/19/2007		
7/6/2007		
6/20/2008		
12/7/2008		0.041 (O)
1/5/2011		
7/11/2012		
1/19/2013		
1/14/2016		
4/20/2016		
6/14/2016		
6/16/2016		
9/27/2016		
1/12/2017		
1/13/2017		
1/30/2019	0.5 (O)	
3/27/2019		
9/15/2020		

FIGURE D.

Appendix I - Intrawell Predicition Limits - All Results (No Significant)

Plant McIntosh Client: Southern Company Data: McIntosh LF 4 Printed 9/19/2025, 4:42 PM

Constituent	Well	Upper Lim.	Lower Lim.	Date	Observ.	Sig.	Bg N	Bg Mean	Std. Dev.	%NDs	ND Adj.	Transform	Alpha	Method
Antimony (mg/L)	GWA-2	0.005	n/a	8/5/2025	0.005ND	No	49	n/a	n/a	97.96	n/a	n/a	0.0007934	NP Intra (NDs) 1 of 2
Antimony (mg/L)	GWA-3	0.005	n/a	8/6/2025	0.005ND	No	49	n/a	n/a	95.92	n/a	n/a	0.0007934	NP Intra (NDs) 1 of 2
Antimony (mg/L)	GWA-13	0.005	n/a	8/5/2025	0.005ND	No	28	n/a	n/a	96.43	n/a	n/a	0.002337	NP Intra (NDs) 1 of 2
Antimony (mg/L)	GWA-14	0.005	n/a	8/4/2025	0.005ND	No	27	n/a	n/a	96.3	n/a	n/a	0.002502	NP Intra (NDs) 1 of 2
Antimony (mg/L)	GWC-18	0.005	n/a	8/6/2025	0.005ND	No	28	n/a	n/a	96.43	n/a	n/a	0.002337	NP Intra (NDs) 1 of 2
Antimony (mg/L)	GWC-1	0.005	n/a	8/6/2025	0.005ND	No	48	n/a	n/a	97.92	n/a	n/a	0.0008339	NP Intra (NDs) 1 of 2
Arsenic (mg/L)	GWA-3	0.005	n/a	8/6/2025	0.005ND	No	48	n/a	n/a	93.75	n/a	n/a	0.0008339	NP Intra (NDs) 1 of 2
Arsenic (mg/L)	GWA-4A	0.005	n/a	8/5/2025	0.005ND	No	48	n/a	n/a	75	n/a	n/a	0.0008339	NP Intra (NDs) 1 of 2
Arsenic (mg/L)	GWA-5	0.005	n/a	8/5/2025	0.005ND	No	49	n/a	n/a	95.92	n/a	n/a	0.0007934	NP Intra (NDs) 1 of 2
Arsenic (mg/L)	GWA-13	0.005	n/a	8/5/2025	0.005ND	No	28	n/a	n/a	96.43	n/a	n/a	0.002337	NP Intra (NDs) 1 of 2
Arsenic (mg/L)	GWA-14	0.005	n/a	8/4/2025	0.005ND	No	27	n/a	n/a	96.3	n/a	n/a	0.002502	NP Intra (NDs) 1 of 2
Arsenic (mg/L)	GWA-15	0.005	n/a	8/5/2025	0.005ND	No	27	n/a	n/a	88.89	n/a	n/a	0.002502	NP Intra (NDs) 1 of 2
Arsenic (mg/L)	GWA-16	0.005	n/a	8/5/2025	0.005ND	No	27	n/a	n/a	96.3	n/a	n/a	0.002502	NP Intra (NDs) 1 of 2
Arsenic (mg/L)	GWC-17	0.005	n/a	8/5/2025	0.005ND	No	28	n/a	n/a	85.71	n/a	n/a	0.002337	NP Intra (NDs) 1 of 2
Arsenic (mg/L)	GWC-18	0.005	n/a	8/6/2025	0.005ND	No	28	n/a	n/a	21.43	n/a	n/a	0.002337	NP Intra (normality) 1 of 2
Arsenic (mg/L)	GWC-1	0.005	n/a	8/6/2025	0.005ND	No	48	n/a	n/a	97.92	n/a	n/a	0.0008339	NP Intra (NDs) 1 of 2
Arsenic (mg/L)	GWC-10	0.005	n/a	8/6/2025	0.005ND	No	49	n/a	n/a	75.51	n/a	n/a	0.0007934	NP Intra (NDs) 1 of 2
Arsenic (mg/L)	GWC-11	0.005	n/a	8/6/2025	0.005ND	No	49	n/a	n/a	55.1	n/a	n/a	0.0007934	NP Intra (NDs) 1 of 2
Arsenic (mg/L)	GWC-12	0.005	n/a	8/6/2025	0.005ND	No	49	n/a	n/a	91.84	n/a	n/a	0.0007934	NP Intra (NDs) 1 of 2
Arsenic (mg/L)	GWC-19	0.005	n/a	8/5/2025	0.005ND	No	27	n/a	n/a	85.19	n/a	n/a	0.002502	NP Intra (NDs) 1 of 2
Arsenic (mg/L)	GWC-20	0.005	n/a	8/5/2025	0.005ND	No	27	n/a	n/a	88.89	n/a	n/a	0.002502	NP Intra (NDs) 1 of 2
Arsenic (mg/L)	GWC-21	0.005	n/a	8/5/2025	0.005ND	No	27	n/a	n/a	77.78	n/a	n/a	0.002502	NP Intra (NDs) 1 of 2
Arsenic (mg/L)	GWC-23	0.005	n/a	8/6/2025	0.005ND	No	22	n/a	n/a	54.55	n/a	n/a	0.003707	NP Intra (NDs) 1 of 2
Arsenic (mg/L)	GWC-9	0.005	n/a	8/6/2025	0.005ND	No	49	n/a	n/a	93.88	n/a	n/a	0.0007934	NP Intra (NDs) 1 of 2
Barium (mg/L)	GWA-2	0.03982	n/a	8/5/2025	0.032	No	25	0.001088	0.0002091	0	None	x^2	0.0003901	Param Intra 1 of 2
Barium (mg/L)	GWA-3	0.02768	n/a	8/6/2025	0.013	No	45	0.2487	0.02426	0	None	x^(1/3)	0.0003901	Param Intra 1 of 2
Barium (mg/L)	GWA-4A	0.03888	n/a	8/5/2025	0.012	No	48	0.023	0.007191	0	None	No	0.0003901	Param Intra 1 of 2
Barium (mg/L)	GWA-5	0.06203	n/a	8/5/2025	0.032	No	29	0.04111	0.008978	0	None	No	0.0003901	Param Intra 1 of 2
Barium (mg/L)	GWA-13	0.051	n/a	8/5/2025	0.015	No	29	n/a	n/a	0	n/a	n/a	0.002172	NP Intra (normality) 1 of 2
Barium (mg/L)	GWA-14	0.077	n/a	8/4/2025	0.014	No	28	n/a	n/a	0	n/a	n/a	0.002337	NP Intra (normality) 1 of 2
Barium (mg/L)	GWA-15	0.02936	n/a	8/5/2025	0.025	No	27	0.02482	0.001927	0	None	No	0.0003901	Param Intra 1 of 2
Barium (mg/L)	GWA-16	0.03473	n/a	8/5/2025	0.023	No	27	-3.684	0.1375	0	None	ln(x)	0.0003901	Param Intra 1 of 2
Barium (mg/L)	GWC-17	0.0222	n/a	8/5/2025	0.018	No	28	0.01796	0.001811	0	None	No	0.0003901	Param Intra 1 of 2
Barium (mg/L)	GWC-18	0.02617	n/a	8/6/2025	0.013	No	20	0.01625	0.003998	0	None	No	0.0003901	Param Intra 1 of 2
Barium (mg/L)	GWC-1	0.05703	n/a	8/6/2025	0.035	No	29	0.04026	0.007199	0	None	No	0.0003901	Param Intra 1 of 2
Barium (mg/L)	GWC-10	0.04351	n/a	8/6/2025	0.029	No	51	0.2832	0.0312	0	None	x^(1/3)	0.0003901	Param Intra 1 of 2
Barium (mg/L)	GWC-11	0.026	n/a	8/6/2025	0.011	No	48	n/a	n/a	0	n/a	n/a	0.0008339	NP Intra (normality) 1 of 2
Barium (mg/L)	GWC-12	0.016	n/a	8/6/2025	0.012	No	49	n/a	n/a	0	n/a	n/a	0.0007934	NP Intra (normality) 1 of 2
Barium (mg/L)	GWC-19	0.02161	n/a	8/5/2025	0.0085J	No	22	0.01353	0.003311	0	None	No	0.0003901	Param Intra 1 of 2
Barium (mg/L)	GWC-20	0.0275	n/a	8/5/2025	0.014	No	21	0.01967	0.003183	0	None	No	0.0003901	Param Intra 1 of 2
Barium (mg/L)	GWC-21	0.02763	n/a	8/5/2025	0.022	No	27	0.01876	0.003766	0	None	No	0.0003901	Param Intra 1 of 2
Barium (mg/L)	GWC-23	0.03576	n/a	8/6/2025	0.022	No	10	0.021	0.004738	0	None	No	0.0003901	Param Intra 1 of 2
Barium (mg/L)	GWC-9	0.03616	n/a	8/6/2025	0.028	No	49	0.02472	0.005188	0	None	No	0.0003901	Param Intra 1 of 2
Beryllium (mg/L)	GWA-2	0.001	n/a	8/5/2025	0.001ND	No	49	n/a	n/a	87.76	n/a	n/a	0.0007934	NP Intra (NDs) 1 of 2
Beryllium (mg/L)	GWA-3	0.0018	n/a	8/6/2025	0.001ND	No	49	n/a	n/a	95.92	n/a	n/a	0.0007934	NP Intra (NDs) 1 of 2
Beryllium (mg/L)	GWA-4A	0.001	n/a	8/5/2025	0.001ND	No	48	n/a	n/a	91.67	n/a	n/a	0.0008339	NP Intra (NDs) 1 of 2
Beryllium (mg/L)	GWA-5	0.0011	n/a	8/5/2025	0.001ND	No	49	n/a	n/a	93.88	n/a	n/a	0.0007934	NP Intra (NDs) 1 of 2
Beryllium (mg/L)	GWA-13	0.001	n/a	8/5/2025	0.001ND	No	29	n/a	n/a	89.66	n/a	n/a	0.002172	NP Intra (NDs) 1 of 2
Beryllium (mg/L)	GWA-14	0.001	n/a	8/4/2025	0.001ND	No	28	n/a	n/a	92.86	n/a	n/a	0.002337	NP Intra (NDs) 1 of 2
Beryllium (mg/L)	GWA-15	0.001	n/a	8/5/2025	0.001ND	No	27	n/a	n/a	96.3	n/a	n/a	0.002502	NP Intra (NDs) 1 of 2
Beryllium (mg/L)	GWA-16	0.001	n/a	8/5/2025	0.001ND	No	27	n/a	n/a	92.59	n/a	n/a	0.002502	NP Intra (NDs) 1 of 2
Beryllium (mg/L)	GWC-17	0.0008614	n/a	8/5/2025	0.0005ND	No	27	-7.422	0.1549	3.704	None	ln(x)	0.0003901	Param Intra 1 of 2
Beryllium (mg/L)	GWC-18	0.001	n/a	8/6/2025	0.001ND	No	28	n/a	n/a	92.86	n/a	n/a	0.002337	NP Intra (NDs) 1 of 2
Beryllium (mg/L)	GWC-1	0.001	n/a	8/6/2025	0.001ND	No	48	n/a	n/a	79.17	n/a	n/a	0.0008339	NP Intra (NDs) 1 of 2
Beryllium (mg/L)	GWC-10	0.001	n/a	8/6/2025	0.001ND	No	51	n/a	n/a	94.12	n/a	n/a	0.0007303	NP Intra (NDs) 1 of 2
Beryllium (mg/L)	GWC-11	0.001	n/a	8/6/2025	0.001ND	No	49	n/a	n/a	95.92	n/a	n/a	0.0007934	NP Intra (NDs) 1 of 2
Beryllium (mg/L)	GWC-12	0.001	n/a	8/6/2025	0.001ND	No	49	n/a	n/a	79.59	n/a	n/a	0.0007934	NP Intra (NDs) 1 of 2
Beryllium (mg/L)	GWC-19	0.001	n/a	8/5/2025	0.001ND	No	27	n/a	n/a	51.85	n/a	n/a	0.002502	NP Intra (NDs) 1 of 2
Beryllium (mg/L)	GWC-20	0.001	n/a	8/5/2025	0.001ND	No	27	n/a	n/a	59.26	n/a	n/a	0.002502	NP Intra (NDs) 1 of 2
Beryllium (mg/L)	GWC-21	0.001	n/a	8/5/2025	0.001ND	No	27	n/a	n/a	88.89	n/a	n/a	0.002502	NP Intra (NDs) 1 of 2
Beryllium (mg/L)	GWC-23	0.0025	n/a	8/6/2025	0.00026J	No	22	n/a	n/a	86.36	n/a	n/a	0.003707	NP Intra (NDs) 1 of 2
Beryllium (mg/L)	GWC-9	0.0025	n/a	8/6/2025	0.00031J	No	49	n/a	n/a	89.8	n/a	n/a	0.0007934	NP Intra (NDs) 1 of 2
Cadmium (mg/L)	GWA-4A	0.0007	n/a	8/5/2025	0.0007ND	No	48	n/a	n/a	91.67	n/a	n/a	0.0008339	NP Intra (NDs) 1 of 2
Cadmium (mg/L)	GWA-13	0.0007	n/a	8/5/2025	0.0007ND	No	28	n/a	n/a	96.43	n/a	n/a	0.002337	NP Intra (NDs) 1 of 2
Cadmium (mg/L)	GWA-14	0.0007	n/a	8/4/2025	0.0007ND	No	27	n/a	n/a	92.59	n/a	n/a	0.002502	NP Intra (NDs) 1 of 2
Cadmium (mg/L)	GWA-16	0.0007	n/a	8/5/2025	0.0007ND	No	27	n/a	n/a	96.3	n/a	n/a	0.002502	NP Intra (NDs) 1 of 2
Cadmium (mg/L)	GWC-17	0.0007866	n/a	8/5/2025	0.00044J	No	28	0.0005794	0.00008846	3.571	None	No	0.0003901	Param Intra 1 of 2
Cadmium (mg/L)	GWC-18	0.0007	n/a	8/6/2025	0.0007ND	No	28	n/a	n/a	96.43	n/a	n/a	0.002337	NP Intra (NDs) 1 of 2

Appendix I - Intrawell Predicition Limits - All Results (No Significant)

Plant McIntosh Client: Southern Company Data: McIntosh LF 4 Printed 9/19/2025, 4:42 PM

Constituent	Well	Upper Lim.	Lower Lim.	Date	Observ.	Sig.	Bg N	Bg Mean	Std. Dev.	%NDs	ND Adj.	Transform	Alpha	Method
Cadmium (mg/L)	GWC-1	0.0007	n/a	8/6/2025	0.0007ND	No	48	n/a	n/a	97.92	n/a	n/a	0.0008339	NP Intra (NDs) 1 of 2
Cadmium (mg/L)	GWC-19	0.0007	n/a	8/5/2025	0.0007ND	No	27	n/a	n/a	74.07	n/a	n/a	0.002502	NP Intra (NDs) 1 of 2
Cadmium (mg/L)	GWC-20	0.00078	n/a	8/5/2025	0.0007ND	No	27	n/a	n/a	55.56	n/a	n/a	0.002502	NP Intra (NDs) 1 of 2
Cadmium (mg/L)	GWC-21	0.0007	n/a	8/5/2025	0.0007ND	No	27	n/a	n/a	77.78	n/a	n/a	0.002502	NP Intra (NDs) 1 of 2
Cadmium (mg/L)	GWC-23	0.0007	n/a	8/6/2025	0.0007ND	No	22	n/a	n/a	81.82	n/a	n/a	0.003707	NP Intra (NDs) 1 of 2
Cadmium (mg/L)	GWC-9	0.0007	n/a	8/6/2025	0.0007ND	No	49	n/a	n/a	95.92	n/a	n/a	0.0007934	NP Intra (NDs) 1 of 2
Chromium (mg/L)	GWA-2	0.005	n/a	8/5/2025	0.005ND	No	48	n/a	n/a	16.67	n/a	n/a	0.0008339	NP Intra (normality) 1 of 2
Chromium (mg/L)	GWA-3	0.005	n/a	8/6/2025	0.005ND	No	48	n/a	n/a	33.33	n/a	n/a	0.0008339	NP Intra (normality) 1 of 2
Chromium (mg/L)	GWA-4A	0.0096	n/a	8/5/2025	0.005ND	No	48	n/a	n/a	70.83	n/a	n/a	0.0008339	NP Intra (NDs) 1 of 2
Chromium (mg/L)	GWA-5	0.0054	n/a	8/5/2025	0.005ND	No	48	n/a	n/a	66.67	n/a	n/a	0.0008339	NP Intra (NDs) 1 of 2
Chromium (mg/L)	GWA-13	0.0094	n/a	8/5/2025	0.005ND	No	27	n/a	n/a	66.67	n/a	n/a	0.002502	NP Intra (NDs) 1 of 2
Chromium (mg/L)	GWA-14	0.005	n/a	8/4/2025	0.005ND	No	29	n/a	n/a	75.86	n/a	n/a	0.002172	NP Intra (NDs) 1 of 2
Chromium (mg/L)	GWA-15	0.0051	n/a	8/5/2025	0.005ND	No	28	n/a	n/a	57.14	n/a	n/a	0.002337	NP Intra (NDs) 1 of 2
Chromium (mg/L)	GWA-16	0.024	n/a	8/5/2025	0.005ND	No	27	n/a	n/a	33.33	n/a	n/a	0.002502	NP Intra (normality) 1 of 2
Chromium (mg/L)	GWC-17	0.00576	n/a	8/5/2025	0.005ND	No	28	0.002985	0.001184	25	Kaplan-Meier	No	0.0003901	Param Intra 1 of 2
Chromium (mg/L)	GWC-18	0.0065	n/a	8/6/2025	0.0025ND	No	29	n/a	n/a	6.897	n/a	n/a	0.002172	NP Intra (normality) 1 of 2
Chromium (mg/L)	GWC-1	0.005	n/a	8/6/2025	0.005ND	No	48	n/a	n/a	35.42	n/a	n/a	0.0008339	NP Intra (normality) 1 of 2
Chromium (mg/L)	GWC-10	0.009685	n/a	8/6/2025	0.0045J	No	50	0.0568	0.01892	22	Kaplan-Meier	sqrt(x)	0.0003901	Param Intra 1 of 2
Chromium (mg/L)	GWC-11	0.01018	n/a	8/6/2025	0.004J	No	49	0.005642	0.002058	2.041	None	No	0.0003901	Param Intra 1 of 2
Chromium (mg/L)	GWC-12	0.0082	n/a	8/6/2025	0.005ND	No	49	n/a	n/a	16.33	n/a	n/a	0.0007934	NP Intra (normality) 1 of 2
Chromium (mg/L)	GWC-19	0.0056	n/a	8/5/2025	0.0025ND	No	27	n/a	n/a	11.11	n/a	n/a	0.002502	NP Intra (normality) 1 of 2
Chromium (mg/L)	GWC-20	0.005	n/a	8/5/2025	0.005ND	No	28	n/a	n/a	75	n/a	n/a	0.002337	NP Intra (NDs) 1 of 2
Chromium (mg/L)	GWC-21	0.005	n/a	8/5/2025	0.005ND	No	26	n/a	n/a	84.62	n/a	n/a	0.002667	NP Intra (NDs) 1 of 2
Chromium (mg/L)	GWC-23	0.005	n/a	8/6/2025	0.005ND	No	23	n/a	n/a	43.48	n/a	n/a	0.003415	NP Intra (normality) 1 of 2
Chromium (mg/L)	GWC-9	0.005	n/a	8/6/2025	0.005ND	No	48	n/a	n/a	62.5	n/a	n/a	0.0008339	NP Intra (NDs) 1 of 2
Cobalt (mg/L)	GWA-2	0.01	n/a	8/5/2025	0.0012J	No	49	n/a	n/a	44.9	n/a	n/a	0.0007934	NP Intra (normality) 1 of 2
Cobalt (mg/L)	GWA-3	0.005	n/a	8/6/2025	0.005ND	No	48	n/a	n/a	72.92	n/a	n/a	0.0008339	NP Intra (NDs) 1 of 2
Cobalt (mg/L)	GWA-4A	0.013	n/a	8/5/2025	0.00069J	No	48	n/a	n/a	45.83	n/a	n/a	0.0008339	NP Intra (normality) 1 of 2
Cobalt (mg/L)	GWA-5	0.011	n/a	8/5/2025	0.00071J	No	49	n/a	n/a	42.86	n/a	n/a	0.0007934	NP Intra (normality) 1 of 2
Cobalt (mg/L)	GWA-13	0.005	n/a	8/5/2025	0.005ND	No	29	n/a	n/a	20.69	n/a	n/a	0.002172	NP Intra (normality) 1 of 2
Cobalt (mg/L)	GWA-14	0.005	n/a	8/4/2025	0.005ND	No	28	n/a	n/a	35.71	n/a	n/a	0.002337	NP Intra (normality) 1 of 2
Cobalt (mg/L)	GWA-15	0.0025	n/a	8/5/2025	0.0025ND	No	27	n/a	n/a	14.81	n/a	n/a	0.002502	NP Intra (normality) 1 of 2
Cobalt (mg/L)	GWA-16	0.0025	n/a	8/5/2025	0.0025ND	No	27	n/a	n/a	11.11	n/a	n/a	0.002502	NP Intra (normality) 1 of 2
Cobalt (mg/L)	GWC-17	0.005	n/a	8/5/2025	0.005ND	No	28	n/a	n/a	32.14	n/a	n/a	0.002337	NP Intra (normality) 1 of 2
Cobalt (mg/L)	GWC-18	0.005	n/a	8/6/2025	0.005ND	No	28	n/a	n/a	89.29	n/a	n/a	0.002337	NP Intra (NDs) 1 of 2
Cobalt (mg/L)	GWC-1	0.01	n/a	8/6/2025	0.0013J	No	48	n/a	n/a	39.58	n/a	n/a	0.0008339	NP Intra (normality) 1 of 2
Cobalt (mg/L)	GWC-10	0.005	n/a	8/6/2025	0.005ND	No	51	n/a	n/a	94.12	n/a	n/a	0.0007303	NP Intra (NDs) 1 of 2
Cobalt (mg/L)	GWC-11	0.0071	n/a	8/6/2025	0.005ND	No	49	n/a	n/a	83.67	n/a	n/a	0.0007934	NP Intra (NDs) 1 of 2
Cobalt (mg/L)	GWC-12	0.01	n/a	8/6/2025	0.00047J	No	48	n/a	n/a	43.75	n/a	n/a	0.0008339	NP Intra (normality) 1 of 2
Cobalt (mg/L)	GWC-19	0.005	n/a	8/5/2025	0.005ND	No	27	n/a	n/a	81.48	n/a	n/a	0.002502	NP Intra (NDs) 1 of 2
Cobalt (mg/L)	GWC-20	0.001868	n/a	8/5/2025	0.00062J	No	14	0.0323	0.00398	0	None	sqrt(x)	0.0003901	Param Intra 1 of 2
Cobalt (mg/L)	GWC-21	0.003542	n/a	8/5/2025	0.0007J	No	26	-6.662	0.4303	3.846	None	ln(x)	0.0003901	Param Intra 1 of 2
Cobalt (mg/L)	GWC-23	0.01088	n/a	8/6/2025	0.001J	No	22	0.004884	0.002457	0	None	No	0.0003901	Param Intra 1 of 2
Cobalt (mg/L)	GWC-9	0.0055	n/a	8/6/2025	0.00041J	No	49	n/a	n/a	48.98	n/a	n/a	0.0007934	NP Intra (normality) 1 of 2
Copper (mg/L)	GWA-2	0.003	n/a	8/5/2025	0.0024	No	43	n/a	n/a	97.67	n/a	n/a	0.001037	NP Intra (NDs) 1 of 2
Copper (mg/L)	GWA-3	0.0034	n/a	8/6/2025	0.002ND	No	42	n/a	n/a	85.71	n/a	n/a	0.001077	NP Intra (NDs) 1 of 2
Copper (mg/L)	GWA-4A	0.0051	n/a	8/5/2025	0.002ND	No	42	n/a	n/a	80.95	n/a	n/a	0.001077	NP Intra (NDs) 1 of 2
Copper (mg/L)	GWA-5	0.0021	n/a	8/5/2025	0.002ND	No	43	n/a	n/a	95.35	n/a	n/a	0.001037	NP Intra (NDs) 1 of 2
Copper (mg/L)	GWA-13	0.002	n/a	8/5/2025	0.0011J	No	23	n/a	n/a	95.65	n/a	n/a	0.003415	NP Intra (NDs) 1 of 2
Copper (mg/L)	GWA-14	0.002	n/a	8/4/2025	0.002ND	No	22	n/a	n/a	90.91	n/a	n/a	0.003707	NP Intra (NDs) 1 of 2
Copper (mg/L)	GWA-15	0.002	n/a	8/5/2025	0.002ND	No	21	n/a	n/a	95.24	n/a	n/a	0.003999	NP Intra (NDs) 1 of 2
Copper (mg/L)	GWA-16	0.002	n/a	8/5/2025	0.002ND	No	21	n/a	n/a	90.48	n/a	n/a	0.003999	NP Intra (NDs) 1 of 2
Copper (mg/L)	GWC-17	0.0021	n/a	8/5/2025	0.002ND	No	22	n/a	n/a	86.36	n/a	n/a	0.003707	NP Intra (NDs) 1 of 2
Copper (mg/L)	GWC-18	0.0021	n/a	8/6/2025	0.0007J	No	22	n/a	n/a	68.18	n/a	n/a	0.003707	NP Intra (NDs) 1 of 2
Copper (mg/L)	GWC-1	0.002	n/a	8/6/2025	0.002ND	No	42	n/a	n/a	97.62	n/a	n/a	0.001077	NP Intra (NDs) 1 of 2
Copper (mg/L)	GWC-11	0.0027	n/a	8/6/2025	0.002ND	No	43	n/a	n/a	90.7	n/a	n/a	0.001037	NP Intra (NDs) 1 of 2
Copper (mg/L)	GWC-12	0.002	n/a	8/6/2025	0.002ND	No	43	n/a	n/a	95.35	n/a	n/a	0.001037	NP Intra (NDs) 1 of 2
Copper (mg/L)	GWC-19	0.002	n/a	8/5/2025	0.002ND	No	21	n/a	n/a	90.48	n/a	n/a	0.003999	NP Intra (NDs) 1 of 2
Copper (mg/L)	GWC-20	0.002	n/a	8/5/2025	0.001J	No	21	n/a	n/a	90.48	n/a	n/a	0.003999	NP Intra (NDs) 1 of 2
Copper (mg/L)	GWC-21	0.002	n/a	8/5/2025	0.00086J	No	20	n/a	n/a	85	n/a	n/a	0.004291	NP Intra (NDs) 1 of 2
Copper (mg/L)	GWC-23	0.002	n/a	8/6/2025	0.002ND	No	16	n/a	n/a	81.25	n/a	n/a	0.006456	NP Intra (NDs) 1 of 2
Copper (mg/L)	GWC-9	0.0021	n/a	8/6/2025	0.002ND	No	43	n/a	n/a	93.02	n/a	n/a	0.001037	NP Intra (NDs) 1 of 2
Lead (mg/L)	GWA-2	0.0054	n/a	8/5/2025	0.001ND	No	49	n/a	n/a	87.76	n/a	n/a	0.0007934	NP Intra (NDs) 1 of 2
Lead (mg/L)	GWA-3	0.015	n/a	8/6/2025	0.001ND	No	48	n/a	n/a	95.83	n/a	n/a	0.0008339	NP Intra (NDs) 1 of 2
Lead (mg/L)	GWA-4A	0.0037	n/a	8/5/2025	0.001ND	No	48	n/a	n/a	89.58	n/a	n/a	0.0008339	NP Intra (NDs) 1 of 2
Lead (mg/L)	GWA-5	0.001	n/a	8/5/2025	0.001ND	No	49	n/a	n/a	91.84	n/a	n/a	0.0007934	NP Intra (NDs) 1 of 2
Lead (mg/L)	GWA-13	0.001	n/a	8/5/2025	0.001ND	No	29	n/a	n/a	93.1	n/a	n/a	0.002172	NP Intra (NDs) 1 of 2
Lead (mg/L)	GWA-14	0.001	n/a	8/4/2025	0.001ND	No	28	n/a	n/a	89.29	n/a	n/a	0.002337	NP Intra (NDs) 1 of 2

Appendix I - Intrawell Predicition Limits - All Results (No Significant)

Plant McIntosh Client: Southern Company Data: McIntosh LF 4 Printed 9/19/2025, 4:42 PM

Constituent	Well	Upper Lim.	Lower Lim.	Date	Observ.	Sig.	Bg N	Bg Mean	Std. Dev.	%NDs	ND Adj.	Transform	Alpha	Method
Lead (mg/L)	GWA-15	0.001	n/a	8/5/2025	0.001ND	No	27	n/a	n/a	96.3	n/a	n/a	0.002502	NP Intra (NDs) 1 of 2
Lead (mg/L)	GWA-16	0.001	n/a	8/5/2025	0.001ND	No	27	n/a	n/a	88.89	n/a	n/a	0.002502	NP Intra (NDs) 1 of 2
Lead (mg/L)	GWC-17	0.001	n/a	8/5/2025	0.001ND	No	28	n/a	n/a	96.43	n/a	n/a	0.002337	NP Intra (NDs) 1 of 2
Lead (mg/L)	GWC-18	0.001	n/a	8/6/2025	0.001ND	No	28	n/a	n/a	71.43	n/a	n/a	0.002337	NP Intra (NDs) 1 of 2
Lead (mg/L)	GWC-11	0.001	n/a	8/6/2025	0.001ND	No	49	n/a	n/a	89.8	n/a	n/a	0.0007934	NP Intra (NDs) 1 of 2
Lead (mg/L)	GWC-19	0.001	n/a	8/5/2025	0.001ND	No	27	n/a	n/a	96.3	n/a	n/a	0.002502	NP Intra (NDs) 1 of 2
Lead (mg/L)	GWC-20	0.001	n/a	8/5/2025	0.001ND	No	27	n/a	n/a	92.59	n/a	n/a	0.002502	NP Intra (NDs) 1 of 2
Lead (mg/L)	GWC-21	0.001	n/a	8/5/2025	0.001ND	No	27	n/a	n/a	92.59	n/a	n/a	0.002502	NP Intra (NDs) 1 of 2
Lead (mg/L)	GWC-23	0.001	n/a	8/6/2025	0.001ND	No	22	n/a	n/a	86.36	n/a	n/a	0.003707	NP Intra (NDs) 1 of 2
Nickel (mg/L)	GWA-2	0.0043	n/a	8/5/2025	0.00081J	No	43	n/a	n/a	67.44	n/a	n/a	0.001037	NP Intra (NDs) 1 of 2
Nickel (mg/L)	GWA-3	0.005	n/a	8/6/2025	0.005ND	No	41	n/a	n/a	85.37	n/a	n/a	0.001118	NP Intra (NDs) 1 of 2
Nickel (mg/L)	GWA-4A	0.0072	n/a	8/5/2025	0.005ND	No	42	n/a	n/a	59.52	n/a	n/a	0.001077	NP Intra (NDs) 1 of 2
Nickel (mg/L)	GWA-5	0.0031	n/a	8/5/2025	0.00075J	No	43	n/a	n/a	81.4	n/a	n/a	0.001037	NP Intra (NDs) 1 of 2
Nickel (mg/L)	GWA-13	0.005	n/a	8/5/2025	0.005ND	No	22	n/a	n/a	81.82	n/a	n/a	0.003707	NP Intra (NDs) 1 of 2
Nickel (mg/L)	GWA-14	0.005	n/a	8/4/2025	0.005ND	No	21	n/a	n/a	57.14	n/a	n/a	0.003999	NP Intra (NDs) 1 of 2
Nickel (mg/L)	GWA-15	0.005	n/a	8/5/2025	0.005ND	No	21	n/a	n/a	76.19	n/a	n/a	0.003999	NP Intra (NDs) 1 of 2
Nickel (mg/L)	GWA-16	0.001	n/a	8/5/2025	0.00042J	No	21	n/a	n/a	66.67	n/a	n/a	0.003999	NP Intra (NDs) 1 of 2
Nickel (mg/L)	GWC-17	0.004046	n/a	8/5/2025	0.0019J	No	22	-6.243	0.3002	9.091	None	ln(x)	0.0003901	Param Intra 1 of 2
Nickel (mg/L)	GWC-18	0.0019	n/a	8/6/2025	0.00084J	No	22	n/a	n/a	31.82	n/a	n/a	0.003707	NP Intra (normality) 1 of 2
Nickel (mg/L)	GWC-1	0.0025	n/a	8/6/2025	0.00099J	No	42	n/a	n/a	66.67	n/a	n/a	0.001077	NP Intra (NDs) 1 of 2
Nickel (mg/L)	GWC-10	0.005	n/a	8/6/2025	0.005ND	No	43	n/a	n/a	90.7	n/a	n/a	0.001037	NP Intra (NDs) 1 of 2
Nickel (mg/L)	GWC-11	0.005	n/a	8/6/2025	0.005ND	No	43	n/a	n/a	74.42	n/a	n/a	0.001037	NP Intra (NDs) 1 of 2
Nickel (mg/L)	GWC-12	0.0064	n/a	8/6/2025	0.00084J	No	43	n/a	n/a	67.44	n/a	n/a	0.001037	NP Intra (NDs) 1 of 2
Nickel (mg/L)	GWC-19	0.0051	n/a	8/5/2025	0.00097J	No	21	n/a	n/a	4.762	n/a	n/a	0.003999	NP Intra (normality) 1 of 2
Nickel (mg/L)	GWC-20	0.0067	n/a	8/5/2025	0.0018J	No	21	n/a	n/a	23.81	n/a	n/a	0.003999	NP Intra (normality) 1 of 2
Nickel (mg/L)	GWC-21	0.0012	n/a	8/5/2025	0.00049J	No	21	n/a	n/a	47.62	n/a	n/a	0.003999	NP Intra (normality) 1 of 2
Nickel (mg/L)	GWC-23	0.003029	n/a	8/6/2025	0.0012J	No	16	0.0398	0.005828	6.25	None	sqrt(x)	0.0003901	Param Intra 1 of 2
Nickel (mg/L)	GWC-9	0.0033	n/a	8/6/2025	0.00059J	No	43	n/a	n/a	72.09	n/a	n/a	0.001037	NP Intra (NDs) 1 of 2
Selenium (mg/L)	GWA-2	0.005	n/a	8/5/2025	0.005ND	No	49	n/a	n/a	93.88	n/a	n/a	0.0007934	NP Intra (NDs) 1 of 2
Selenium (mg/L)	GWA-3	0.005	n/a	8/6/2025	0.005ND	No	49	n/a	n/a	89.8	n/a	n/a	0.0007934	NP Intra (NDs) 1 of 2
Selenium (mg/L)	GWA-4A	0.005	n/a	8/5/2025	0.005ND	No	48	n/a	n/a	93.75	n/a	n/a	0.0008339	NP Intra (NDs) 1 of 2
Selenium (mg/L)	GWA-13	0.005	n/a	8/5/2025	0.005ND	No	28	n/a	n/a	96.43	n/a	n/a	0.002337	NP Intra (NDs) 1 of 2
Selenium (mg/L)	GWA-15	0.005	n/a	8/5/2025	0.005ND	No	27	n/a	n/a	96.3	n/a	n/a	0.002502	NP Intra (NDs) 1 of 2
Selenium (mg/L)	GWA-16	0.005	n/a	8/5/2025	0.005ND	No	27	n/a	n/a	96.3	n/a	n/a	0.002502	NP Intra (NDs) 1 of 2
Selenium (mg/L)	GWC-18	0.005	n/a	8/6/2025	0.005ND	No	28	n/a	n/a	96.43	n/a	n/a	0.002337	NP Intra (NDs) 1 of 2
Selenium (mg/L)	GWC-1	0.005	n/a	8/6/2025	0.005ND	No	48	n/a	n/a	95.83	n/a	n/a	0.0008339	NP Intra (NDs) 1 of 2
Selenium (mg/L)	GWC-10	0.005	n/a	8/6/2025	0.005ND	No	49	n/a	n/a	95.92	n/a	n/a	0.0007934	NP Intra (NDs) 1 of 2
Selenium (mg/L)	GWC-11	0.005	n/a	8/6/2025	0.005ND	No	49	n/a	n/a	87.76	n/a	n/a	0.0007934	NP Intra (NDs) 1 of 2
Selenium (mg/L)	GWC-19	0.005	n/a	8/5/2025	0.005ND	No	27	n/a	n/a	96.3	n/a	n/a	0.002502	NP Intra (NDs) 1 of 2
Selenium (mg/L)	GWC-20	0.005	n/a	8/5/2025	0.005ND	No	27	n/a	n/a	96.3	n/a	n/a	0.002502	NP Intra (NDs) 1 of 2
Selenium (mg/L)	GWC-21	0.005	n/a	8/5/2025	0.005ND	No	27	n/a	n/a	96.3	n/a	n/a	0.002502	NP Intra (NDs) 1 of 2
Selenium (mg/L)	GWC-9	0.0058	n/a	8/6/2025	0.005ND	No	49	n/a	n/a	97.96	n/a	n/a	0.0007934	NP Intra (NDs) 1 of 2
Silver (mg/L)	GWC-18	0.001	n/a	8/6/2025	0.001ND	No	22	n/a	n/a	95.45	n/a	n/a	0.003707	NP Intra (NDs) 1 of 2
Silver (mg/L)	GWC-1	0.001	n/a	8/6/2025	0.001ND	No	42	n/a	n/a	97.62	n/a	n/a	0.001077	NP Intra (NDs) 1 of 2
Silver (mg/L)	GWC-10	0.001	n/a	8/6/2025	0.001ND	No	43	n/a	n/a	97.67	n/a	n/a	0.001037	NP Intra (NDs) 1 of 2
Silver (mg/L)	GWC-11	0.001	n/a	8/6/2025	0.001ND	No	43	n/a	n/a	95.35	n/a	n/a	0.001037	NP Intra (NDs) 1 of 2
Silver (mg/L)	GWC-21	0.001	n/a	8/5/2025	0.001ND	No	21	n/a	n/a	95.24	n/a	n/a	0.003999	NP Intra (NDs) 1 of 2
Silver (mg/L)	GWC-23	0.001	n/a	8/6/2025	0.001ND	No	16	n/a	n/a	93.75	n/a	n/a	0.006456	NP Intra (NDs) 1 of 2
Silver (mg/L)	GWC-9	0.001	n/a	8/6/2025	0.001ND	No	43	n/a	n/a	97.67	n/a	n/a	0.001037	NP Intra (NDs) 1 of 2
Thallium (mg/L)	GWA-2	0.001	n/a	8/5/2025	0.001ND	No	46	n/a	n/a	93.48	n/a	n/a	0.0009151	NP Intra (NDs) 1 of 2
Thallium (mg/L)	GWA-3	0.001	n/a	8/6/2025	0.001ND	No	46	n/a	n/a	95.65	n/a	n/a	0.0009151	NP Intra (NDs) 1 of 2
Thallium (mg/L)	GWA-4A	0.001	n/a	8/5/2025	0.001ND	No	45	n/a	n/a	95.56	n/a	n/a	0.0009557	NP Intra (NDs) 1 of 2
Thallium (mg/L)	GWA-13	0.001	n/a	8/5/2025	0.001ND	No	28	n/a	n/a	85.71	n/a	n/a	0.002337	NP Intra (NDs) 1 of 2
Thallium (mg/L)	GWA-14	0.001	n/a	8/4/2025	0.001ND	No	27	n/a	n/a	85.19	n/a	n/a	0.002502	NP Intra (NDs) 1 of 2
Thallium (mg/L)	GWA-16	0.001	n/a	8/5/2025	0.001ND	No	27	n/a	n/a	92.59	n/a	n/a	0.002502	NP Intra (NDs) 1 of 2
Thallium (mg/L)	GWC-17	0.001	n/a	8/5/2025	0.001ND	No	28	n/a	n/a	78.57	n/a	n/a	0.002337	NP Intra (NDs) 1 of 2
Thallium (mg/L)	GWC-18	0.001	n/a	8/6/2025	0.001ND	No	28	n/a	n/a	39.29	n/a	n/a	0.002337	NP Intra (normality) 1 of 2
Thallium (mg/L)	GWC-10	0.001	n/a	8/6/2025	0.001ND	No	46	n/a	n/a	93.48	n/a	n/a	0.0009151	NP Intra (NDs) 1 of 2
Thallium (mg/L)	GWC-11	0.001	n/a	8/6/2025	0.001ND	No	46	n/a	n/a	93.48	n/a	n/a	0.0009151	NP Intra (NDs) 1 of 2
Thallium (mg/L)	GWC-12	0.001	n/a	8/6/2025	0.001ND	No	46	n/a	n/a	95.65	n/a	n/a	0.0009151	NP Intra (NDs) 1 of 2
Thallium (mg/L)	GWC-19	0.001	n/a	8/5/2025	0.001ND	No	27	n/a	n/a	88.89	n/a	n/a	0.002502	NP Intra (NDs) 1 of 2
Thallium (mg/L)	GWC-20	0.001	n/a	8/5/2025	0.001ND	No	27	n/a	n/a	74.07	n/a	n/a	0.002502	NP Intra (NDs) 1 of 2
Thallium (mg/L)	GWC-21	0.001	n/a	8/5/2025	0.001ND	No	27	n/a	n/a	88.89	n/a	n/a	0.002502	NP Intra (NDs) 1 of 2
Thallium (mg/L)	GWC-23	0.001	n/a	8/6/2025	0.00053J	No	22	n/a	n/a	72.73	n/a	n/a	0.003707	NP Intra (NDs) 1 of 2
Thallium (mg/L)	GWC-9	0.001	n/a	8/6/2025	0.001ND	No	46	n/a	n/a	97.83	n/a	n/a	0.0009151	NP Intra (NDs) 1 of 2
Vanadium (mg/L)	GWA-2	0.0051	n/a	8/5/2025	0.005ND	No	43	n/a	n/a	86.05	n/a	n/a	0.001037	NP Intra (NDs) 1 of 2
Vanadium (mg/L)	GWA-3	0.005	n/a	8/6/2025	0.005ND	No	42	n/a	n/a	80.95	n/a	n/a	0.001077	NP Intra (NDs) 1 of 2
Vanadium (mg/L)	GWA-4A	0.005	n/a	8/5/2025	0.005ND	No	42	n/a	n/a	85.71	n/a	n/a	0.001077	NP Intra (NDs) 1 of 2

Appendix I - Intrawell Predicition Limits - All Results (No Significant)

Plant McIntosh Client: Southern Company Data: McIntosh LF 4 Printed 9/19/2025, 4:42 PM

Constituent	Well	Upper Lim.	Lower Lim.	Date	Observ.	Sig.	Bg N	Bg Mean	Std. Dev.	%NDs	ND Adj.	Transform	Alpha	Method
Vanadium (mg/L)	GWA-5	0.005	n/a	8/5/2025	0.005ND	No	43	n/a	n/a	88.37	n/a	n/a	0.001037	NP Intra (NDs) 1 of 2
Vanadium (mg/L)	GWA-13	0.005	n/a	8/5/2025	0.005ND	No	23	n/a	n/a	78.26	n/a	n/a	0.003415	NP Intra (NDs) 1 of 2
Vanadium (mg/L)	GWA-14	0.005	n/a	8/4/2025	0.005ND	No	22	n/a	n/a	90.91	n/a	n/a	0.003707	NP Intra (NDs) 1 of 2
Vanadium (mg/L)	GWA-15	0.005	n/a	8/5/2025	0.005ND	No	21	n/a	n/a	80.95	n/a	n/a	0.003999	NP Intra (NDs) 1 of 2
Vanadium (mg/L)	GWA-16	0.005	n/a	8/5/2025	0.005ND	No	21	n/a	n/a	80.95	n/a	n/a	0.003999	NP Intra (NDs) 1 of 2
Vanadium (mg/L)	GWC-17	0.005	n/a	8/5/2025	0.005ND	No	22	n/a	n/a	81.82	n/a	n/a	0.003707	NP Intra (NDs) 1 of 2
Vanadium (mg/L)	GWC-18	0.006776	n/a	8/6/2025	0.0027J	No	22	0.05581	0.01086	4.545	None	sqrt(x)	0.0003901	Param Intra 1 of 2
Vanadium (mg/L)	GWC-1	0.005	n/a	8/6/2025	0.005ND	No	42	n/a	n/a	80.95	n/a	n/a	0.001077	NP Intra (NDs) 1 of 2
Vanadium (mg/L)	GWC-10	0.005	n/a	8/6/2025	0.005ND	No	42	n/a	n/a	66.67	n/a	n/a	0.001077	NP Intra (NDs) 1 of 2
Vanadium (mg/L)	GWC-11	0.005	n/a	8/6/2025	0.005ND	No	41	n/a	n/a	56.1	n/a	n/a	0.001118	NP Intra (NDs) 1 of 2
Vanadium (mg/L)	GWC-12	0.005	n/a	8/6/2025	0.005ND	No	41	n/a	n/a	87.8	n/a	n/a	0.001118	NP Intra (NDs) 1 of 2
Vanadium (mg/L)	GWC-19	0.0067	n/a	8/5/2025	0.005ND	No	21	n/a	n/a	38.1	n/a	n/a	0.003999	NP Intra (normality) 1 of 2
Vanadium (mg/L)	GWC-20	0.0074	n/a	8/5/2025	0.005ND	No	21	n/a	n/a	71.43	n/a	n/a	0.003999	NP Intra (NDs) 1 of 2
Vanadium (mg/L)	GWC-21	0.0058	n/a	8/5/2025	0.005ND	No	21	n/a	n/a	61.9	n/a	n/a	0.003999	NP Intra (NDs) 1 of 2
Vanadium (mg/L)	GWC-23	0.0055	n/a	8/6/2025	0.005ND	No	16	n/a	n/a	50	n/a	n/a	0.006456	NP Intra (normality) 1 of 2
Vanadium (mg/L)	GWC-9	0.006	n/a	8/6/2025	0.005ND	No	42	n/a	n/a	85.71	n/a	n/a	0.001077	NP Intra (NDs) 1 of 2
Zinc (mg/L)	GWA-2	0.014	n/a	8/5/2025	0.01ND	No	43	n/a	n/a	25.58	n/a	n/a	0.001037	NP Intra (normality) 1 of 2
Zinc (mg/L)	GWA-3	0.045	n/a	8/6/2025	0.01ND	No	42	n/a	n/a	47.62	n/a	n/a	0.001077	NP Intra (normality) 1 of 2
Zinc (mg/L)	GWA-4A	0.0138	n/a	8/5/2025	0.01ND	No	41	0.07257	0.02005	24.39	Kaplan-Meier	sqrt(x)	0.0003901	Param Intra 1 of 2
Zinc (mg/L)	GWA-5	0.022	n/a	8/5/2025	0.01ND	No	44	n/a	n/a	31.82	n/a	n/a	0.0009963	NP Intra (normality) 1 of 2
Zinc (mg/L)	GWA-13	0.01	n/a	8/5/2025	0.01ND	No	23	n/a	n/a	56.52	n/a	n/a	0.003415	NP Intra (NDs) 1 of 2
Zinc (mg/L)	GWA-14	0.0161	n/a	8/4/2025	0.01ND	No	22	0.168	0.03462	27.27	Kaplan-Meier	x^(1/3)	0.0003901	Param Intra 1 of 2
Zinc (mg/L)	GWA-15	0.0107	n/a	8/5/2025	0.01ND	No	21	0.004945	0.002338	33.33	Kaplan-Meier	No	0.0003901	Param Intra 1 of 2
Zinc (mg/L)	GWA-16	0.01	n/a	8/5/2025	0.01ND	No	21	n/a	n/a	33.33	n/a	n/a	0.003999	NP Intra (normality) 1 of 2
Zinc (mg/L)	GWC-17	0.01523	n/a	8/5/2025	0.01ND	No	22	0.07819	0.01852	18.18	Kaplan-Meier	sqrt(x)	0.0003901	Param Intra 1 of 2
Zinc (mg/L)	GWC-18	0.01728	n/a	8/6/2025	0.01ND	No	21	0.06479	0.02709	28.57	Kaplan-Meier	sqrt(x)	0.0003901	Param Intra 1 of 2
Zinc (mg/L)	GWC-1	0.015	n/a	8/6/2025	0.01ND	No	42	n/a	n/a	26.19	n/a	n/a	0.001077	NP Intra (normality) 1 of 2
Zinc (mg/L)	GWC-10	0.019	n/a	8/6/2025	0.01ND	No	45	n/a	n/a	68.89	n/a	n/a	0.0009557	NP Intra (NDs) 1 of 2
Zinc (mg/L)	GWC-11	0.01	n/a	8/6/2025	0.01ND	No	42	n/a	n/a	61.9	n/a	n/a	0.001077	NP Intra (NDs) 1 of 2
Zinc (mg/L)	GWC-12	0.01	n/a	8/6/2025	0.01ND	No	43	n/a	n/a	37.21	n/a	n/a	0.001037	NP Intra (normality) 1 of 2
Zinc (mg/L)	GWC-19	0.01309	n/a	8/5/2025	0.01ND	No	21	0.06612	0.01963	42.86	Kaplan-Meier	sqrt(x)	0.0003901	Param Intra 1 of 2
Zinc (mg/L)	GWC-20	0.01	n/a	8/5/2025	0.01ND	No	21	n/a	n/a	47.62	n/a	n/a	0.003999	NP Intra (normality) 1 of 2
Zinc (mg/L)	GWC-21	0.016	n/a	8/5/2025	0.01ND	No	21	n/a	n/a	47.62	n/a	n/a	0.003999	NP Intra (normality) 1 of 2
Zinc (mg/L)	GWC-23	0.01796	n/a	8/6/2025	0.01ND	No	16	0.007076	0.004162	25	Kaplan-Meier	No	0.0003901	Param Intra 1 of 2
Zinc (mg/L)	GWC-9	0.051	n/a	8/6/2025	0.01ND	No	43	n/a	n/a	60.47	n/a	n/a	0.001037	NP Intra (NDs) 1 of 2

Sanitas™ v.10.0.27g Sanitas software utilized by Groundwater Stats Consulting. UG
Hollow symbols indicate censored values.

Within Limit

Prediction Limit

Intrawell Non-parametric

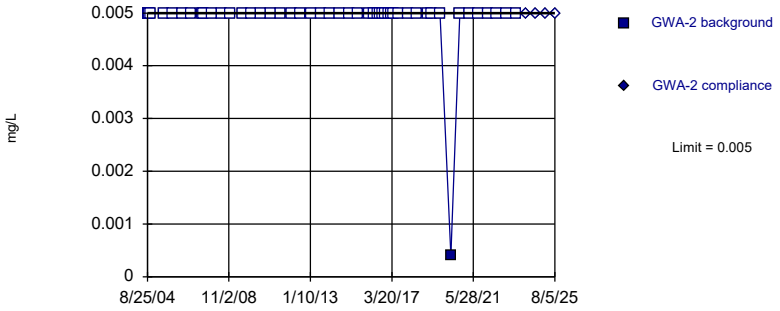

Non-parametric test used in lieu of parametric prediction limit because censored data exceeded 50%. Limit is highest of 49 background values. 97.96% NDs. Well-constituent pair annual alpha = 0.001586. Individual comparison alpha = 0.0007934 (1 of 2).

Constituent: Antimony Analysis Run 9/17/2025 5:08 PM View: Appendix I - Intrawell
Plant McIntosh Client: Southern Company Data: McIntosh LF 4

Sanitas™ v.10.0.27g Sanitas software utilized by Groundwater Stats Consulting. UG
Hollow symbols indicate censored values.

Within Limit

Prediction Limit

Intrawell Non-parametric

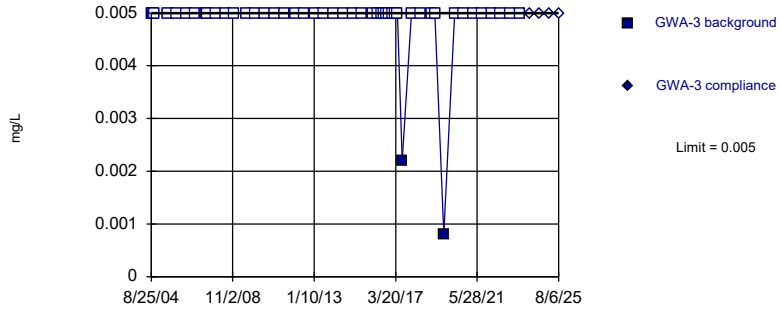

Non-parametric test used in lieu of parametric prediction limit because censored data exceeded 50%. Limit is highest of 49 background values. 95.92% NDs. Well-constituent pair annual alpha = 0.001586. Individual comparison alpha = 0.0007934 (1 of 2).

Constituent: Antimony Analysis Run 9/17/2025 5:08 PM View: Appendix I - Intrawell
Plant McIntosh Client: Southern Company Data: McIntosh LF 4

Sanitas™ v.10.0.27g Sanitas software utilized by Groundwater Stats Consulting. UG
Hollow symbols indicate censored values.

Within Limit

Prediction Limit

Intrawell Non-parametric

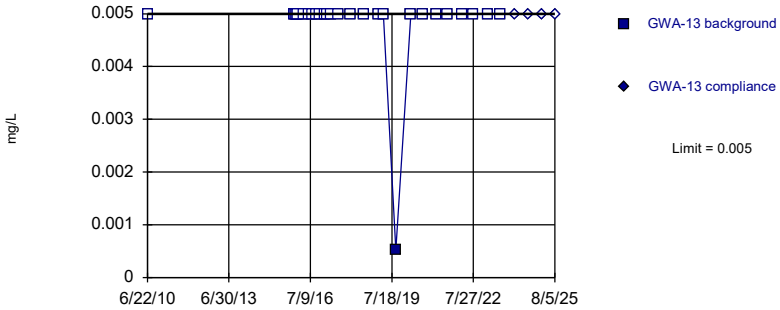

Non-parametric test used in lieu of parametric prediction limit because censored data exceeded 50%. Limit is highest of 28 background values. 96.43% NDs. Well-constituent pair annual alpha = 0.004669. Individual comparison alpha = 0.002337 (1 of 2).

Constituent: Antimony Analysis Run 9/17/2025 5:08 PM View: Appendix I - Intrawell
Plant McIntosh Client: Southern Company Data: McIntosh LF 4

Sanitas™ v.10.0.27g Sanitas software utilized by Groundwater Stats Consulting. UG
Hollow symbols indicate censored values.

Within Limit

Prediction Limit

Intrawell Non-parametric

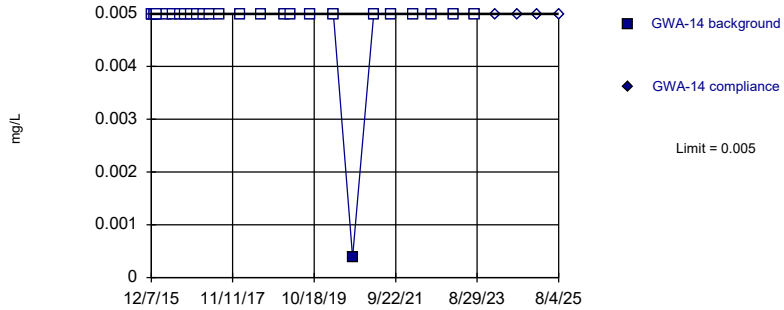

Non-parametric test used in lieu of parametric prediction limit because censored data exceeded 50%. Limit is highest of 27 background values. 96.3% NDs. Well-constituent pair annual alpha = 0.004998. Individual comparison alpha = 0.002502 (1 of 2).

Constituent: Antimony Analysis Run 9/17/2025 5:08 PM View: Appendix I - Intrawell
Plant McIntosh Client: Southern Company Data: McIntosh LF 4

Sanitas™ v.10.0.27g Sanitas software utilized by Groundwater Stats Consulting. UG
Hollow symbols indicate censored values.

Within Limit

Prediction Limit

Intrawell Non-parametric

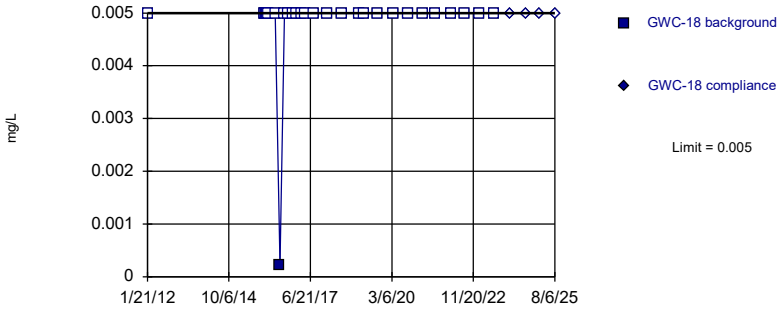

Non-parametric test used in lieu of parametric prediction limit because censored data exceeded 50%. Limit is highest of 28 background values. 96.43% NDs. Well-constituent pair annual alpha = 0.004669. Individual comparison alpha = 0.002337 (1 of 2).

Constituent: Antimony Analysis Run 9/17/2025 5:08 PM View: Appendix I - Intrawell
Plant McIntosh Client: Southern Company Data: McIntosh LF 4

Sanitas™ v.10.0.27g Sanitas software utilized by Groundwater Stats Consulting. UG
Hollow symbols indicate censored values.

Within Limit

Prediction Limit

Intrawell Non-parametric

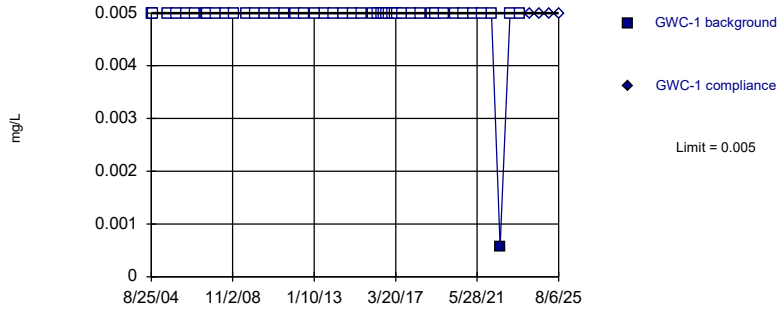

Non-parametric test used in lieu of parametric prediction limit because censored data exceeded 50%. Limit is highest of 48 background values. 97.92% NDs. Well-constituent pair annual alpha = 0.001667. Individual comparison alpha = 0.0008339 (1 of 2).

Constituent: Antimony Analysis Run 9/17/2025 5:08 PM View: Appendix I - Intrawell
Plant McIntosh Client: Southern Company Data: McIntosh LF 4

Sanitas™ v.10.0.27g Sanitas software utilized by Groundwater Stats Consulting. UG
Hollow symbols indicate censored values.

Within Limit

Prediction Limit

Intrawell Non-parametric

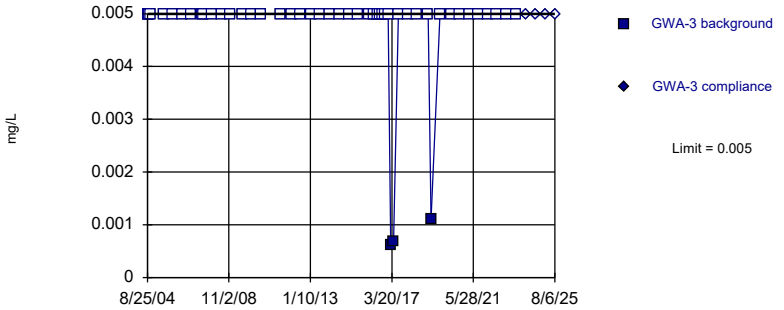

Non-parametric test used in lieu of parametric prediction limit because censored data exceeded 50%. Limit is highest of 48 background values. 93.75% NDs. Well-constituent pair annual alpha = 0.001667. Individual comparison alpha = 0.0008339 (1 of 2).

Constituent: Arsenic Analysis Run 9/17/2025 5:08 PM View: Appendix I - Intrawell
Plant McIntosh Client: Southern Company Data: McIntosh LF 4

Sanitas™ v.10.0.27g Sanitas software utilized by Groundwater Stats Consulting. UG
Hollow symbols indicate censored values.

Within Limit

Prediction Limit

Intrawell Non-parametric

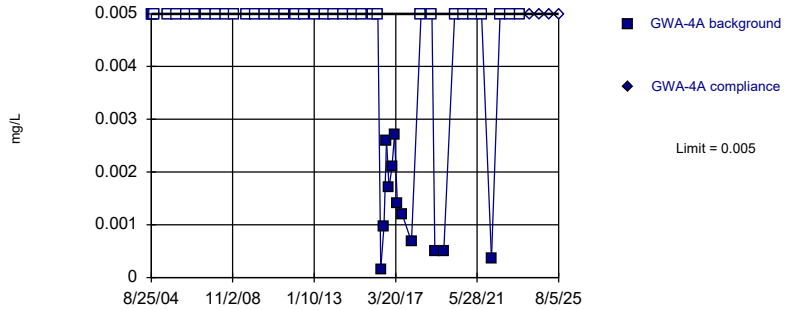

Non-parametric test used in lieu of parametric prediction limit because censored data exceeded 50%. Limit is highest of 48 background values. 75% NDs. Well-constituent pair annual alpha = 0.001667. Individual comparison alpha = 0.0008339 (1 of 2).

Constituent: Arsenic Analysis Run 9/17/2025 5:08 PM View: Appendix I - Intrawell
Plant McIntosh Client: Southern Company Data: McIntosh LF 4

Sanitas™ v.10.0.27g Sanitas software utilized by Groundwater Stats Consulting. UG
Hollow symbols indicate censored values.

Within Limit

Prediction Limit

Intrawell Non-parametric

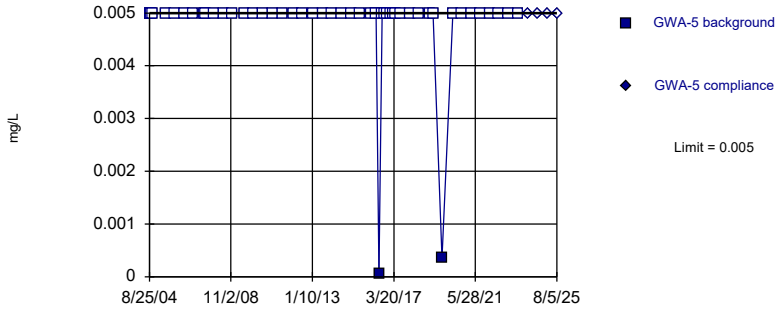

Non-parametric test used in lieu of parametric prediction limit because censored data exceeded 50%. Limit is highest of 49 background values. 95.92% NDs. Well-constituent pair annual alpha = 0.001586. Individual comparison alpha = 0.0007934 (1 of 2).

Constituent: Arsenic Analysis Run 9/17/2025 5:08 PM View: Appendix I - Intrawell
Plant McIntosh Client: Southern Company Data: McIntosh LF 4

Sanitas™ v.10.0.27g Sanitas software utilized by Groundwater Stats Consulting. UG
Hollow symbols indicate censored values.

Within Limit

Prediction Limit

Intrawell Non-parametric

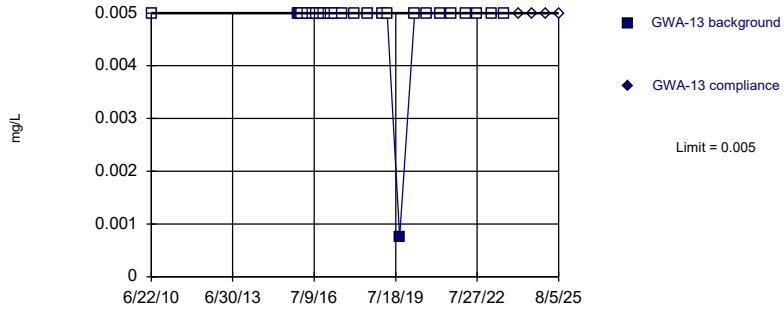

Non-parametric test used in lieu of parametric prediction limit because censored data exceeded 50%. Limit is highest of 28 background values. 96.43% NDs. Well-constituent pair annual alpha = 0.004669. Individual comparison alpha = 0.002337 (1 of 2).

Constituent: Arsenic Analysis Run 9/17/2025 5:08 PM View: Appendix I - Intrawell
Plant McIntosh Client: Southern Company Data: McIntosh LF 4

Sanitas™ v.10.0.27g Sanitas software utilized by Groundwater Stats Consulting. UG
Hollow symbols indicate censored values.

Within Limit

Prediction Limit

Intrawell Non-parametric

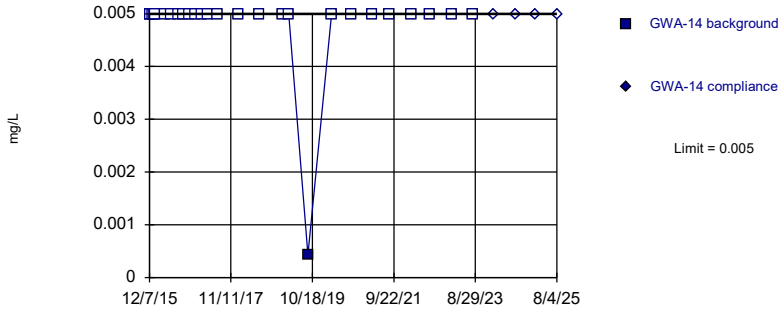

Non-parametric test used in lieu of parametric prediction limit because censored data exceeded 50%. Limit is highest of 27 background values. 96.3% NDs. Well-constituent pair annual alpha = 0.004998. Individual comparison alpha = 0.002502 (1 of 2).

Constituent: Arsenic Analysis Run 9/17/2025 5:08 PM View: Appendix I - Intrawell
Plant McIntosh Client: Southern Company Data: McIntosh LF 4

Sanitas™ v.10.0.27g Sanitas software utilized by Groundwater Stats Consulting. UG
Hollow symbols indicate censored values.

Within Limit

Prediction Limit

Intrawell Non-parametric

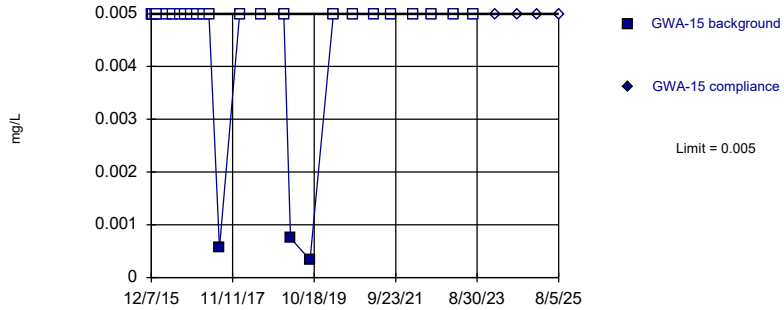

Non-parametric test used in lieu of parametric prediction limit because censored data exceeded 50%. Limit is highest of 27 background values. 88.89% NDs. Well-constituent pair annual alpha = 0.004998. Individual comparison alpha = 0.002502 (1 of 2).

Constituent: Arsenic Analysis Run 9/17/2025 5:08 PM View: Appendix I - Intrawell
Plant McIntosh Client: Southern Company Data: McIntosh LF 4

Sanitas™ v.10.0.27g Sanitas software utilized by Groundwater Stats Consulting. UG
Hollow symbols indicate censored values.

Within Limit

Prediction Limit

Intrawell Non-parametric

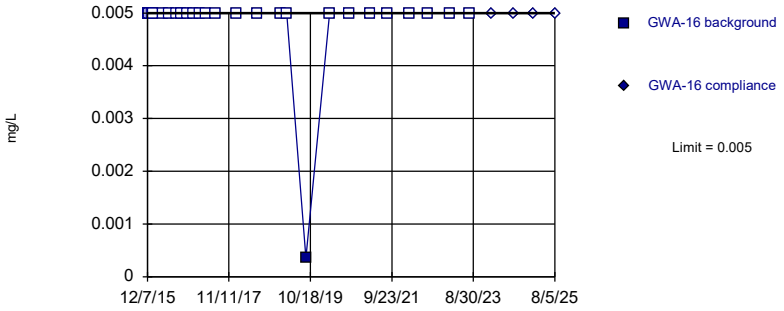

Non-parametric test used in lieu of parametric prediction limit because censored data exceeded 50%. Limit is highest of 27 background values. 96.3% NDs. Well-constituent pair annual alpha = 0.004998. Individual comparison alpha = 0.002502 (1 of 2).

Constituent: Arsenic Analysis Run 9/17/2025 5:08 PM View: Appendix I - Intrawell
Plant McIntosh Client: Southern Company Data: McIntosh LF 4

Sanitas™ v.10.0.27g Sanitas software utilized by Groundwater Stats Consulting. UG
Hollow symbols indicate censored values.

Within Limit

Prediction Limit

Intrawell Non-parametric

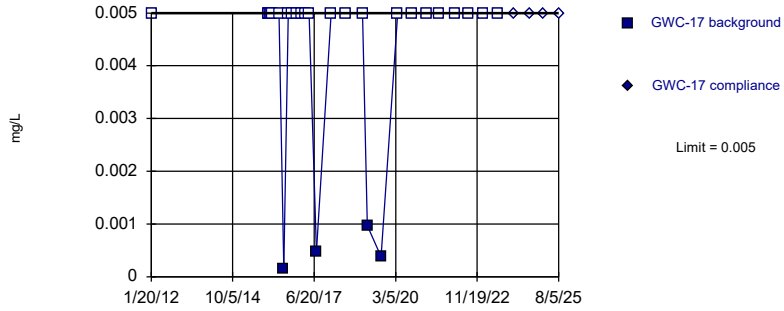

Non-parametric test used in lieu of parametric prediction limit because censored data exceeded 50%. Limit is highest of 28 background values. 85.71% NDs. Well-constituent pair annual alpha = 0.004669. Individual comparison alpha = 0.002337 (1 of 2).

Constituent: Arsenic Analysis Run 9/17/2025 5:08 PM View: Appendix I - Intrawell
Plant McIntosh Client: Southern Company Data: McIntosh LF 4

Sanitas™ v.10.0.27g Sanitas software utilized by Groundwater Stats Consulting. UG
Hollow symbols indicate censored values.

Within Limit

Prediction Limit

Intrawell Non-parametric

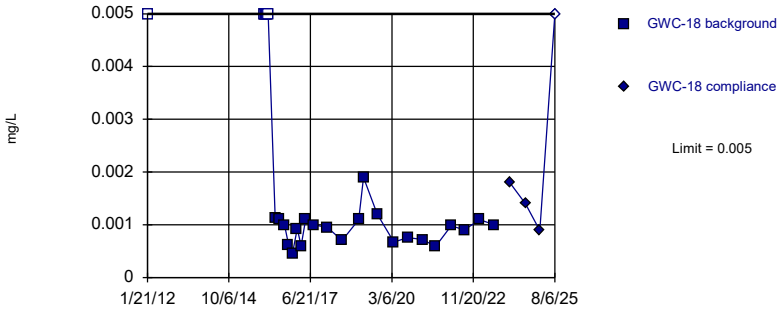

Non-parametric test used in lieu of parametric prediction limit because the Shapiro Wilk normality test showed the data to be non-normal at the 0.01 alpha level. Limit is highest of 28 background values. 21.43% NDs. Well-constituent pair annual alpha = 0.004669. Individual comparison alpha = 0.002337 (1 of 2).

Constituent: Arsenic Analysis Run 9/17/2025 5:08 PM View: Appendix I - Intrawell
Plant McIntosh Client: Southern Company Data: McIntosh LF 4

Sanitas™ v.10.0.27g Sanitas software utilized by Groundwater Stats Consulting. UG
Hollow symbols indicate censored values.

Within Limit

Prediction Limit

Intrawell Non-parametric

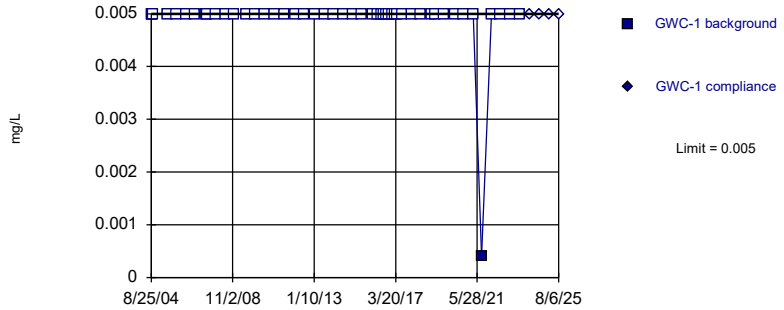

Non-parametric test used in lieu of parametric prediction limit because censored data exceeded 50%. Limit is highest of 48 background values. 97.92% NDs. Well-constituent pair annual alpha = 0.001667. Individual comparison alpha = 0.0008339 (1 of 2).

Constituent: Arsenic Analysis Run 9/17/2025 5:08 PM View: Appendix I - Intrawell
Plant McIntosh Client: Southern Company Data: McIntosh LF 4

Sanitas™ v.10.0.27g Sanitas software utilized by Groundwater Stats Consulting. UG
Hollow symbols indicate censored values.

Within Limit

Prediction Limit

Intrawell Non-parametric

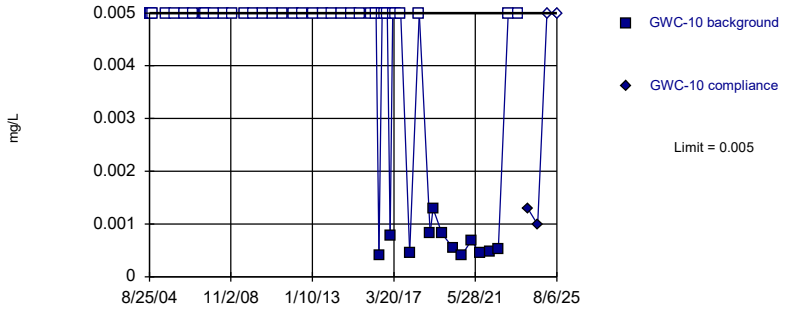

Non-parametric test used in lieu of parametric prediction limit because censored data exceeded 50%. Limit is highest of 49 background values. 75.51% NDs. Well-constituent pair annual alpha = 0.001586. Individual comparison alpha = 0.0007934 (1 of 2).

Constituent: Arsenic Analysis Run 9/17/2025 5:08 PM View: Appendix I - Intrawell
Plant McIntosh Client: Southern Company Data: McIntosh LF 4

Sanitas™ v.10.0.27g Sanitas software utilized by Groundwater Stats Consulting. UG
Hollow symbols indicate censored values.

Within Limit

Prediction Limit

Intrawell Non-parametric

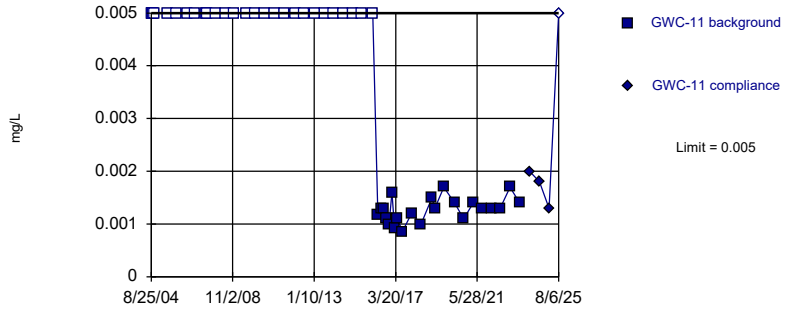

Non-parametric test used in lieu of parametric prediction limit because censored data exceeded 50%. Limit is highest of 49 background values. 55.1% NDs. Well-constituent pair annual alpha = 0.001586. Individual comparison alpha = 0.0007934 (1 of 2).

Constituent: Arsenic Analysis Run 9/17/2025 5:08 PM View: Appendix I - Intrawell
Plant McIntosh Client: Southern Company Data: McIntosh LF 4

Sanitas™ v.10.0.27g Sanitas software utilized by Groundwater Stats Consulting. UG
Hollow symbols indicate censored values.

Within Limit

Prediction Limit

Intrawell Non-parametric

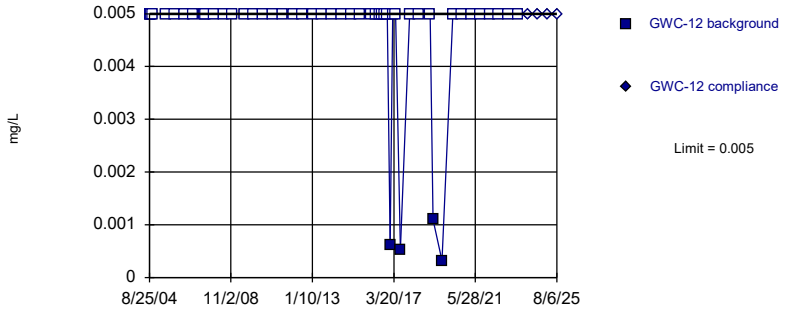

Non-parametric test used in lieu of parametric prediction limit because censored data exceeded 50%. Limit is highest of 49 background values. 91.84% NDs. Well-constituent pair annual alpha = 0.001586. Individual comparison alpha = 0.0007934 (1 of 2).

Constituent: Arsenic Analysis Run 9/17/2025 5:08 PM View: Appendix I - Intrawell
Plant McIntosh Client: Southern Company Data: McIntosh LF 4

Sanitas™ v.10.0.27g Sanitas software utilized by Groundwater Stats Consulting. UG
Hollow symbols indicate censored values.

Within Limit

Prediction Limit

Intrawell Non-parametric

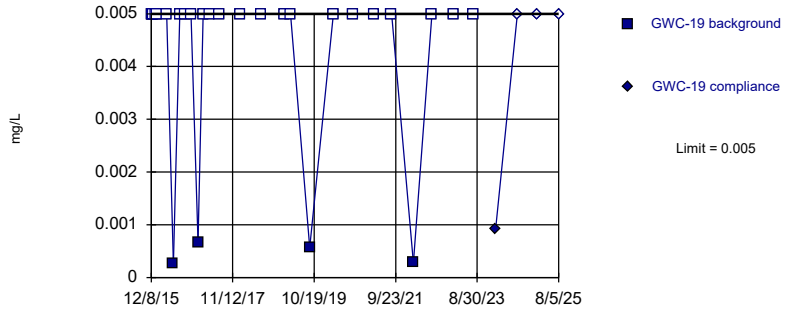

Non-parametric test used in lieu of parametric prediction limit because censored data exceeded 50%. Limit is highest of 27 background values. 85.19% NDs. Well-constituent pair annual alpha = 0.004998. Individual comparison alpha = 0.002502 (1 of 2).

Constituent: Arsenic Analysis Run 9/17/2025 5:08 PM View: Appendix I - Intrawell
Plant McIntosh Client: Southern Company Data: McIntosh LF 4

Sanitas™ v.10.0.27g Sanitas software utilized by Groundwater Stats Consulting. UG
Hollow symbols indicate censored values.

Within Limit

Prediction Limit

Intrawell Non-parametric

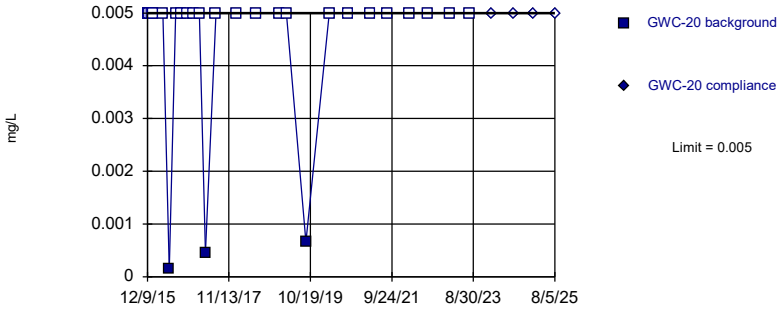

Non-parametric test used in lieu of parametric prediction limit because censored data exceeded 50%. Limit is highest of 27 background values. 88.89% NDs. Well-constituent pair annual alpha = 0.004998. Individual comparison alpha = 0.002502 (1 of 2).

Constituent: Arsenic Analysis Run 9/17/2025 5:08 PM View: Appendix I - Intrawell
Plant McIntosh Client: Southern Company Data: McIntosh LF 4

Sanitas™ v.10.0.27g Sanitas software utilized by Groundwater Stats Consulting. UG
Hollow symbols indicate censored values.

Within Limit

Prediction Limit

Intrawell Non-parametric

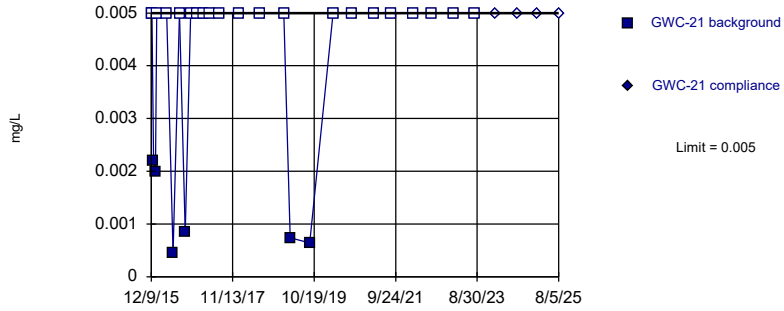

Non-parametric test used in lieu of parametric prediction limit because censored data exceeded 50%. Limit is highest of 27 background values. 77.78% NDs. Well-constituent pair annual alpha = 0.004998. Individual comparison alpha = 0.002502 (1 of 2).

Constituent: Arsenic Analysis Run 9/17/2025 5:08 PM View: Appendix I - Intrawell
Plant McIntosh Client: Southern Company Data: McIntosh LF 4

Sanitas™ v.10.0.27g Sanitas software utilized by Groundwater Stats Consulting. UG
Hollow symbols indicate censored values.

Within Limit

Prediction Limit

Intrawell Non-parametric

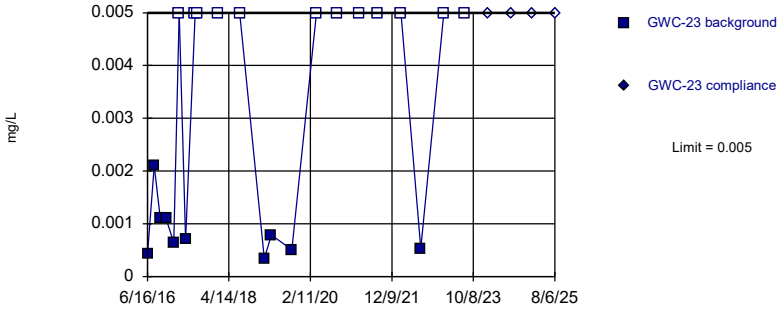

Non-parametric test used in lieu of parametric prediction limit because censored data exceeded 50%. Limit is highest of 22 background values. 54.55% NDs. Well-constituent pair annual alpha = 0.007401. Individual comparison alpha = 0.003707 (1 of 2).

Constituent: Arsenic Analysis Run 9/17/2025 5:08 PM View: Appendix I - Intrawell
Plant McIntosh Client: Southern Company Data: McIntosh LF 4

Sanitas™ v.10.0.27g Sanitas software utilized by Groundwater Stats Consulting. UG
Hollow symbols indicate censored values.

Within Limit

Prediction Limit

Intrawell Non-parametric

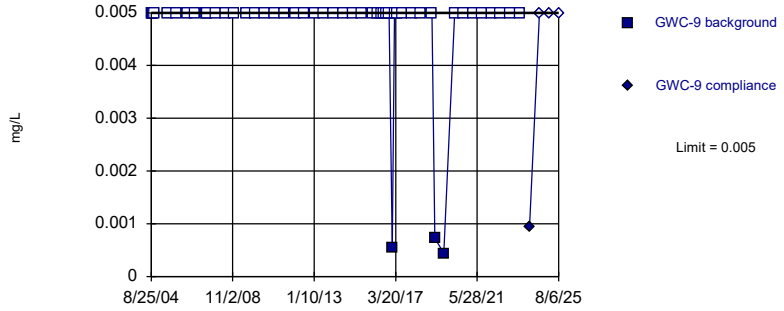

Non-parametric test used in lieu of parametric prediction limit because censored data exceeded 50%. Limit is highest of 49 background values. 93.88% NDs. Well-constituent pair annual alpha = 0.001586. Individual comparison alpha = 0.0007934 (1 of 2).

Constituent: Arsenic Analysis Run 9/17/2025 5:08 PM View: Appendix I - Intrawell
Plant McIntosh Client: Southern Company Data: McIntosh LF 4

Within Limit

Prediction Limit

Intrawell Parametric

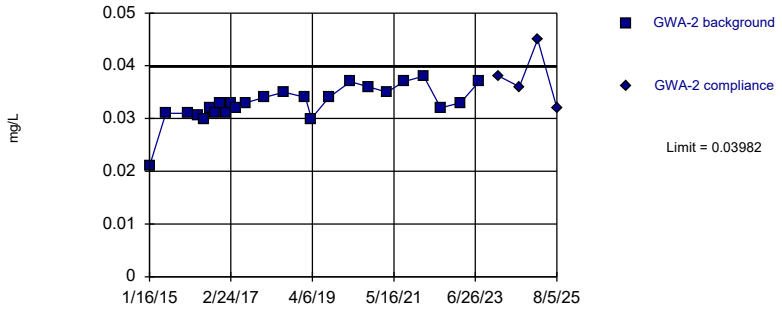

Background Data Summary (based on square transformation): Mean=0.001088, Std. Dev.=0.0002091, n=25. Normality test: Shapiro Wilk @alpha = 0.01, calculated = 0.9176, critical = 0.888. Kappa = 2.38 (c=15, w=9, 1 of 2, event alpha = 0.05132). Report alpha = 0.0003901.

Constituent: Barium Analysis Run 9/17/2025 5:08 PM View: Appendix I - Intrawell
Plant McIntosh Client: Southern Company Data: McIntosh LF 4

Sanitas™ v.10.0.27g Sanitas software utilized by Groundwater Stats Consulting. UG

Within Limit

Prediction Limit

Intrawell Parametric

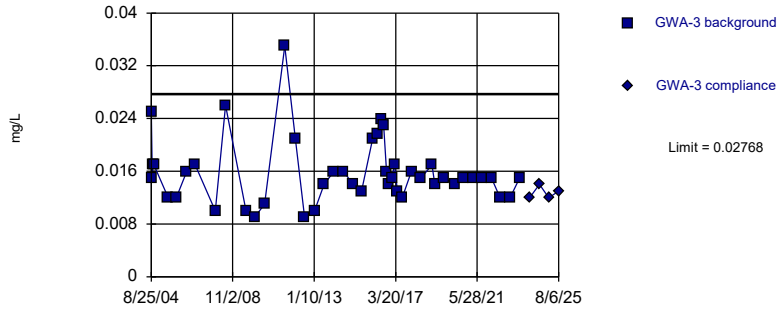

Background Data Summary (based on cube root transformation): Mean=0.2487, Std. Dev.=0.02426, n=45. Normality test: Shapiro Wilk @alpha = 0.01, calculated = 0.9324, critical = 0.926. Kappa = 2.22 (c=15, w=9, 1 of 2, event alpha = 0.05132). Report alpha = 0.0003901.

Constituent: Barium Analysis Run 9/17/2025 5:08 PM View: Appendix I - Intrawell
Plant McIntosh Client: Southern Company Data: McIntosh LF 4

Sanitas™ v.10.0.27g Sanitas software utilized by Groundwater Stats Consulting. UG

Within Limit

Prediction Limit

Intrawell Parametric

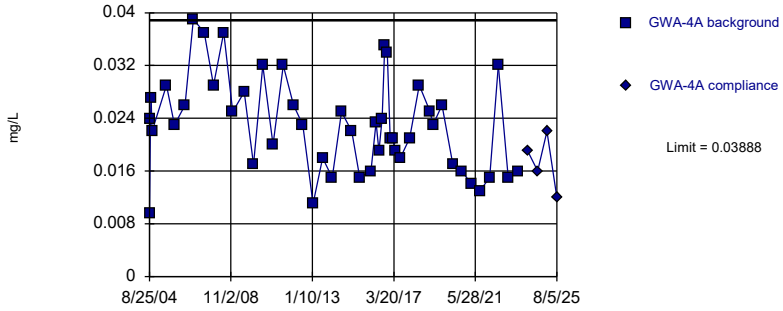

Background Data Summary: Mean=0.023, Std. Dev.=0.007191, n=48. Normality test: Shapiro Wilk @alpha = 0.01, calculated = 0.9667, critical = 0.929. Kappa = 2.208 (c=15, w=9, 1 of 2, event alpha = 0.05132). Report alpha = 0.0003901.

Constituent: Barium Analysis Run 9/17/2025 5:08 PM View: Appendix I - Intrawell
Plant McIntosh Client: Southern Company Data: McIntosh LF 4

Sanitas™ v.10.0.27g Sanitas software utilized by Groundwater Stats Consulting. UG

Within Limit

Prediction Limit

Intrawell Parametric

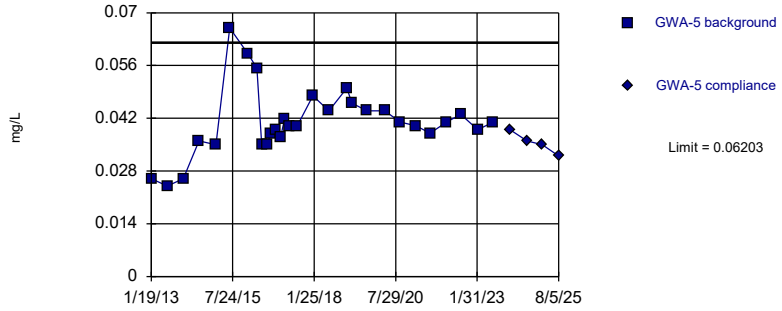

Background Data Summary: Mean=0.04111, Std. Dev.=0.008978, n=29. Normality test: Shapiro Wilk @alpha = 0.01, calculated = 0.932, critical = 0.898. Kappa = 2.33 (c=15, w=9, 1 of 2, event alpha = 0.05132). Report alpha = 0.0003901.

Constituent: Barium Analysis Run 9/17/2025 5:08 PM View: Appendix I - Intrawell
Plant McIntosh Client: Southern Company Data: McIntosh LF 4

Within Limit

Prediction Limit

Intrawell Non-parametric

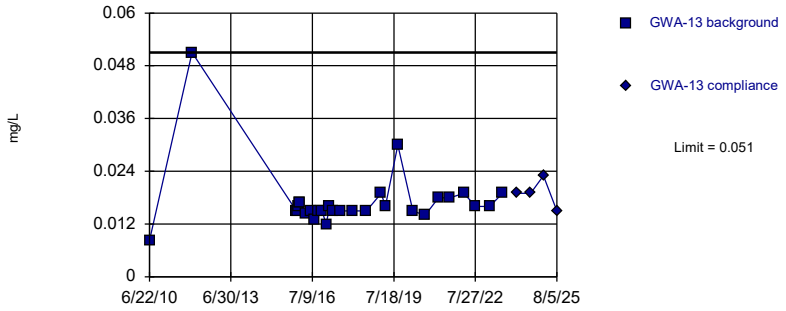

Non-parametric test used in lieu of parametric prediction limit because the Shapiro Wilk normality test showed the data to be non-normal at the 0.01 alpha level. Limit is highest of 29 background values. Well-constituent pair annual alpha = 0.00434. Individual comparison alpha = 0.002172 (1 of 2).

Constituent: Barium Analysis Run 9/17/2025 5:08 PM View: Appendix I - Intrawell
Plant McIntosh Client: Southern Company Data: McIntosh LF 4

Sanitas™ v.10.0.27g Sanitas software utilized by Groundwater Stats Consulting. UG

Within Limit

Prediction Limit

Intrawell Non-parametric

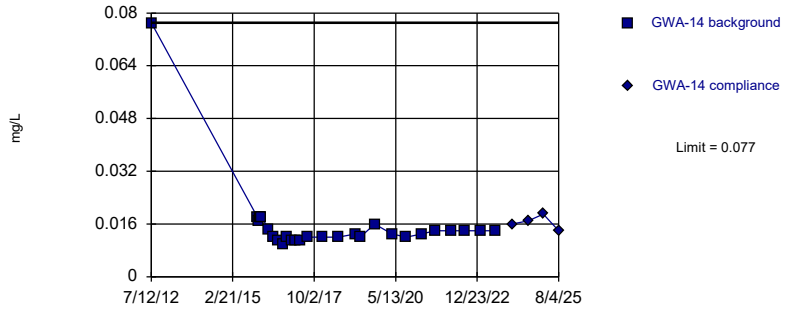

Non-parametric test used in lieu of parametric prediction limit because the Shapiro Wilk normality test showed the data to be non-normal at the 0.01 alpha level. Limit is highest of 28 background values. Well-constituent pair annual alpha = 0.004669. Individual comparison alpha = 0.002337 (1 of 2).

Constituent: Barium Analysis Run 9/17/2025 5:08 PM View: Appendix I - Intrawell
Plant McIntosh Client: Southern Company Data: McIntosh LF 4

Sanitas™ v.10.0.27g Sanitas software utilized by Groundwater Stats Consulting. UG

Within Limit

Prediction Limit

Intrawell Parametric

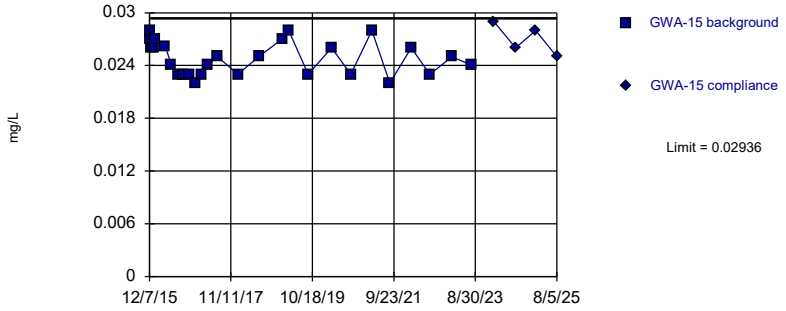

Background Data Summary: Mean=0.02482, Std. Dev.=0.001927, n=27. Normality test: Shapiro Wilk @alpha = 0.01, calculated = 0.9053, critical = 0.894. Kappa = 2.355 (c=15, w=9, 1 of 2, event alpha = 0.05132). Report alpha = 0.0003901.

Constituent: Barium Analysis Run 9/17/2025 5:08 PM View: Appendix I - Intrawell
Plant McIntosh Client: Southern Company Data: McIntosh LF 4

Sanitas™ v.10.0.27g Sanitas software utilized by Groundwater Stats Consulting. UG

Within Limit

Prediction Limit

Intrawell Parametric

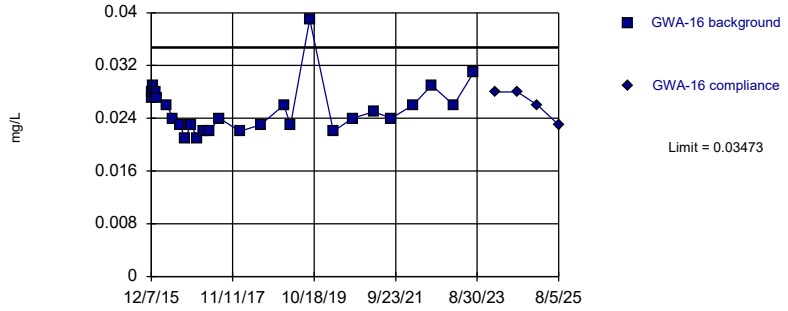

Background Data Summary (based on natural log transformation): Mean=-3.684, Std. Dev.=0.1375, n=27. Normality test: Shapiro Wilk @alpha = 0.01, calculated = 0.9063, critical = 0.894. Kappa = 2.355 (c=15, w=9, 1 of 2, event alpha = 0.05132). Report alpha = 0.0003901.

Constituent: Barium Analysis Run 9/17/2025 5:08 PM View: Appendix I - Intrawell
Plant McIntosh Client: Southern Company Data: McIntosh LF 4

Within Limit

Prediction Limit

Intrawell Parametric

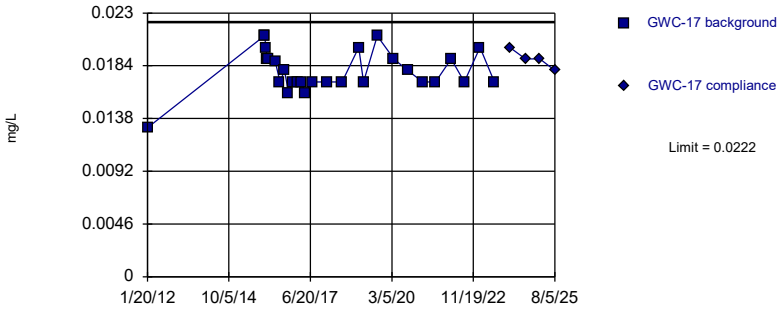

Background Data Summary: Mean=0.01796, Std. Dev.=0.001811, n=28. Normality test: Shapiro Wilk @alpha = 0.01, calculated = 0.8995, critical = 0.896. Kappa = 2.343 (c=15, w=9, 1 of 2, event alpha = 0.05132). Report alpha = 0.0003901.

Constituent: Barium Analysis Run 9/17/2025 5:08 PM View: Appendix I - Intrawell

Plant McIntosh Client: Southern Company Data: McIntosh LF 4

Sanitas™ v.10.0.27g Sanitas software utilized by Groundwater Stats Consulting. UG

Within Limit

Prediction Limit

Intrawell Parametric

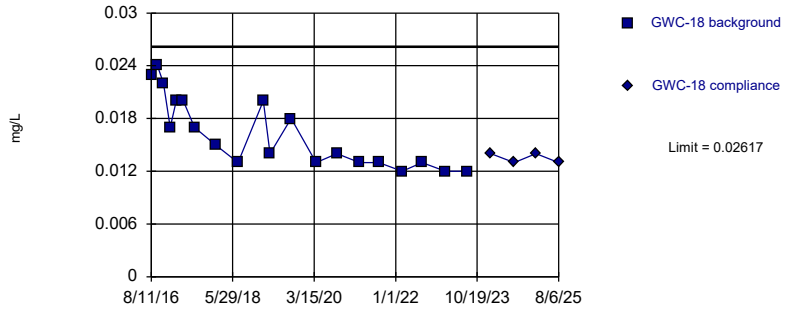

Background Data Summary: Mean=0.01625, Std. Dev.=0.003998, n=20. Normality test: Shapiro Wilk @alpha = 0.01, calculated = 0.8729, critical = 0.868. Kappa = 2.481 (c=15, w=9, 1 of 2, event alpha = 0.05132). Report alpha = 0.0003901.

Constituent: Barium Analysis Run 9/17/2025 5:08 PM View: Appendix I - Intrawell

Plant McIntosh Client: Southern Company Data: McIntosh LF 4

Sanitas™ v.10.0.27g Sanitas software utilized by Groundwater Stats Consulting. UG

Within Limit

Prediction Limit

Intrawell Parametric

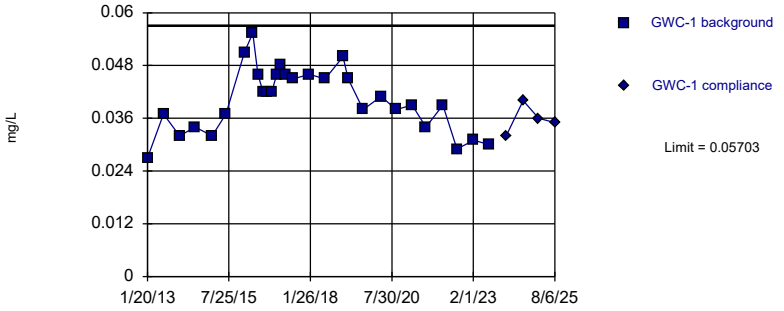

Background Data Summary: Mean=0.04026, Std. Dev.=0.007199, n=29. Normality test: Shapiro Wilk @alpha = 0.01, calculated = 0.974, critical = 0.898. Kappa = 2.33 (c=15, w=9, 1 of 2, event alpha = 0.05132). Report alpha = 0.0003901.

Constituent: Barium Analysis Run 9/17/2025 5:08 PM View: Appendix I - Intrawell

Plant McIntosh Client: Southern Company Data: McIntosh LF 4

Sanitas™ v.10.0.27g Sanitas software utilized by Groundwater Stats Consulting. UG

Within Limit

Prediction Limit

Intrawell Parametric

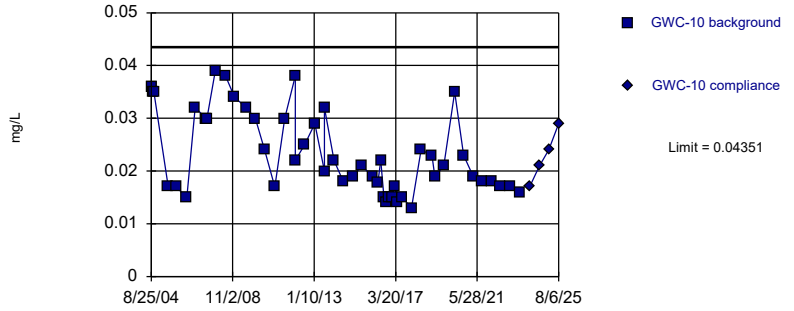

Background Data Summary (based on cube root transformation): Mean=0.2832, Std. Dev.=0.0312, n=51. Normality test: Shapiro Francia @alpha = 0.01, calculated = 0.9372, critical = 0.935. Kappa = 2.197 (c=15, w=9, 1 of 2, event alpha = 0.05132). Report alpha = 0.0003901.

Constituent: Barium Analysis Run 9/17/2025 5:08 PM View: Appendix I - Intrawell

Plant McIntosh Client: Southern Company Data: McIntosh LF 4

Within Limit

Prediction Limit

Intrawell Non-parametric

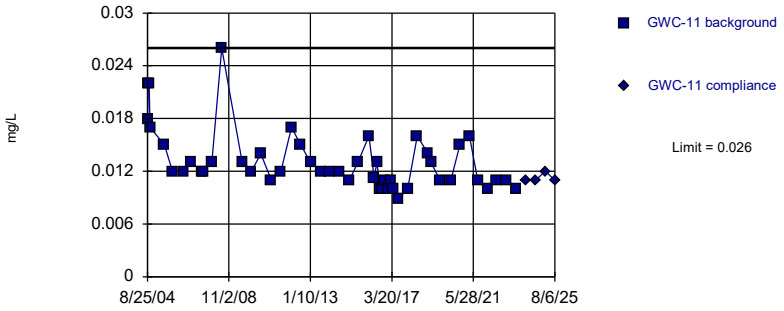

Non-parametric test used in lieu of parametric prediction limit because the Shapiro Wilk normality test showed the data to be non-normal at the 0.01 alpha level. Limit is highest of 48 background values. Well-constituent pair annual alpha = 0.001667. Individual comparison alpha = 0.0008339 (1 of 2).

Constituent: Barium Analysis Run 9/17/2025 5:08 PM View: Appendix I - Intrawell
Plant McIntosh Client: Southern Company Data: McIntosh LF 4

Sanitas™ v.10.0.27g Sanitas software utilized by Groundwater Stats Consulting. UG

Within Limit

Prediction Limit

Intrawell Non-parametric

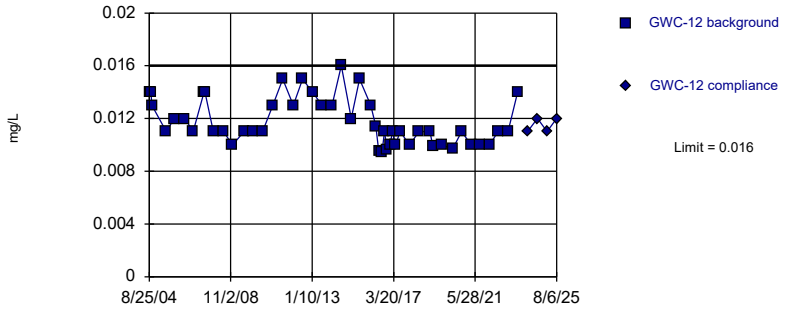

Non-parametric test used in lieu of parametric prediction limit because the Shapiro Wilk normality test showed the data to be non-normal at the 0.01 alpha level. Limit is highest of 49 background values. Well-constituent pair annual alpha = 0.001586. Individual comparison alpha = 0.0007934 (1 of 2).

Constituent: Barium Analysis Run 9/17/2025 5:08 PM View: Appendix I - Intrawell
Plant McIntosh Client: Southern Company Data: McIntosh LF 4

Sanitas™ v.10.0.27g Sanitas software utilized by Groundwater Stats Consulting. UG

Within Limit

Prediction Limit

Intrawell Parametric

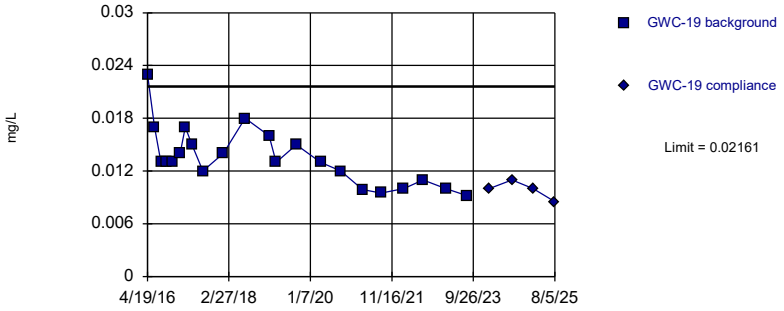

Background Data Summary: Mean=0.01353, Std. Dev.=0.003311, n=22. Normality test: Shapiro Wilk @alpha = 0.01, calculated = 0.92, critical = 0.878. Kappa = 2.441 (c=15, w=9, 1 of 2, event alpha = 0.05132). Report alpha = 0.0003901.

Constituent: Barium Analysis Run 9/17/2025 5:08 PM View: Appendix I - Intrawell
Plant McIntosh Client: Southern Company Data: McIntosh LF 4

Sanitas™ v.10.0.27g Sanitas software utilized by Groundwater Stats Consulting. UG

Within Limit

Prediction Limit

Intrawell Parametric

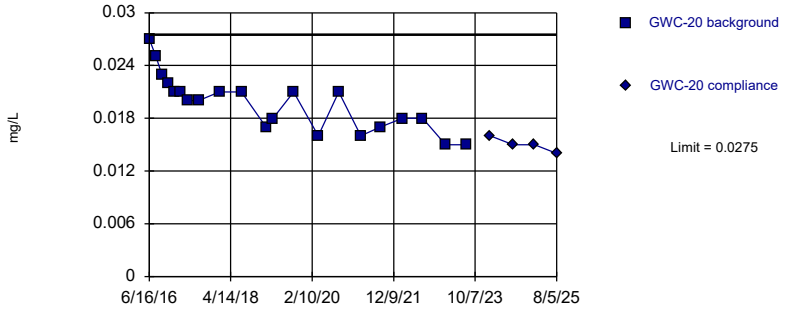

Background Data Summary: Mean=0.01967, Std. Dev.=0.003183, n=21. Normality test: Shapiro Wilk @alpha = 0.01, calculated = 0.9452, critical = 0.873. Kappa = 2.461 (c=15, w=9, 1 of 2, event alpha = 0.05132). Report alpha = 0.0003901.

Constituent: Barium Analysis Run 9/17/2025 5:09 PM View: Appendix I - Intrawell
Plant McIntosh Client: Southern Company Data: McIntosh LF 4

Within Limit

Prediction Limit

Intrawell Parametric

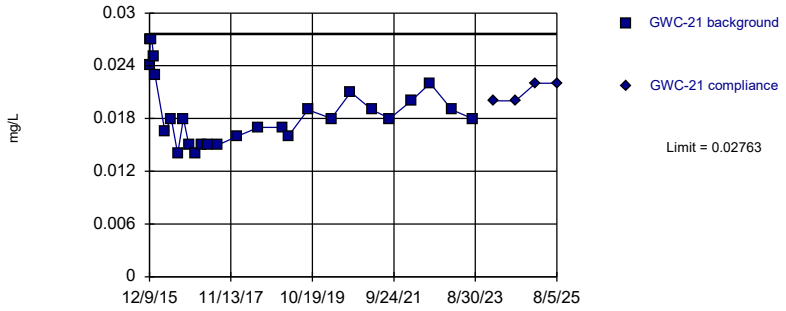

Background Data Summary: Mean=0.01876, Std. Dev.=0.003766, n=27. Normality test: Shapiro Wilk @alpha = 0.01, calculated = 0.9038, critical = 0.894. Kappa = 2.355 (c=15, w=9, 1 of 2, event alpha = 0.05132). Report alpha = 0.0003901.

Constituent: Barium Analysis Run 9/17/2025 5:09 PM View: Appendix I - Intrawell

Plant McIntosh Client: Southern Company Data: McIntosh LF 4

Sanitas™ v.10.0.27g Sanitas software utilized by Groundwater Stats Consulting. UG

Within Limit

Prediction Limit

Intrawell Parametric

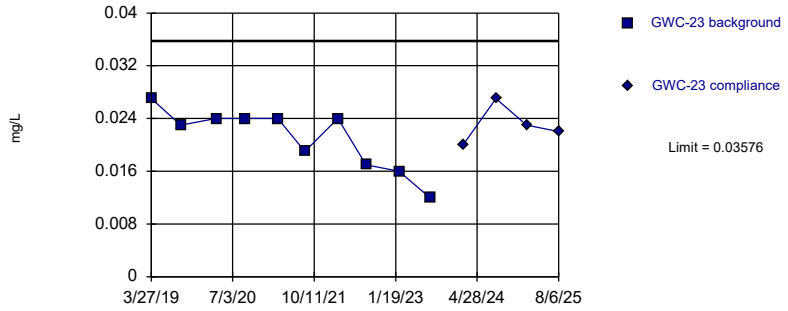

Background Data Summary: Mean=0.021, Std. Dev.=0.004738, n=10. Normality test: Shapiro Wilk @alpha = 0.05, calculated = 0.8878, critical = 0.842. Kappa = 3.115 (c=15, w=9, 1 of 2, event alpha = 0.05132). Report alpha = 0.0003901.

Constituent: Barium Analysis Run 9/17/2025 5:09 PM View: Appendix I - Intrawell

Plant McIntosh Client: Southern Company Data: McIntosh LF 4

Sanitas™ v.10.0.27g Sanitas software utilized by Groundwater Stats Consulting. UG

Within Limit

Prediction Limit

Intrawell Parametric

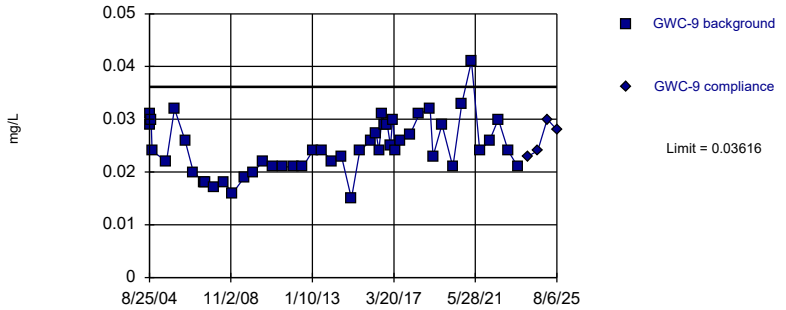

Background Data Summary: Mean=0.02472, Std. Dev.=0.005188, n=49. Normality test: Shapiro Wilk @alpha = 0.01, calculated = 0.9682, critical = 0.929. Kappa = 2.204 (c=15, w=9, 1 of 2, event alpha = 0.05132). Report alpha = 0.0003901.

Constituent: Barium Analysis Run 9/17/2025 5:09 PM View: Appendix I - Intrawell

Plant McIntosh Client: Southern Company Data: McIntosh LF 4

Sanitas™ v.10.0.27g Sanitas software utilized by Groundwater Stats Consulting. UG

Hollow symbols indicate censored values.

Within Limit

Prediction Limit

Intrawell Non-parametric

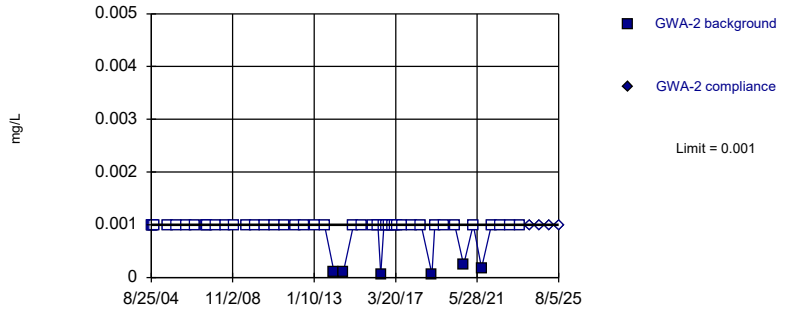

Non-parametric test used in lieu of parametric prediction limit because censored data exceeded 50%. Limit is highest of 49 background values. 87.76% NDs. Well-constituent pair annual alpha = 0.001586. Individual comparison alpha = 0.0007934 (1 of 2).

Constituent: Beryllium Analysis Run 9/17/2025 5:09 PM View: Appendix I - Intrawell

Plant McIntosh Client: Southern Company Data: McIntosh LF 4

Sanitas™ v.10.0.27g Sanitas software utilized by Groundwater Stats Consulting. UG
Hollow symbols indicate censored values.

Within Limit

Prediction Limit

Intrawell Non-parametric

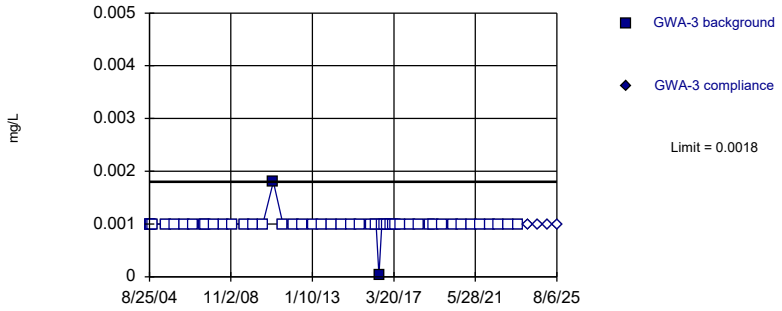

Non-parametric test used in lieu of parametric prediction limit because censored data exceeded 50%. Limit is highest of 49 background values. 95.92% NDs. Well-constituent pair annual alpha = 0.001586. Individual comparison alpha = 0.0007934 (1 of 2).

Constituent: Beryllium Analysis Run 9/17/2025 5:09 PM View: Appendix I - Intrawell
Plant McIntosh Client: Southern Company Data: McIntosh LF 4

Sanitas™ v.10.0.27g Sanitas software utilized by Groundwater Stats Consulting. UG
Hollow symbols indicate censored values.

Within Limit

Prediction Limit

Intrawell Non-parametric

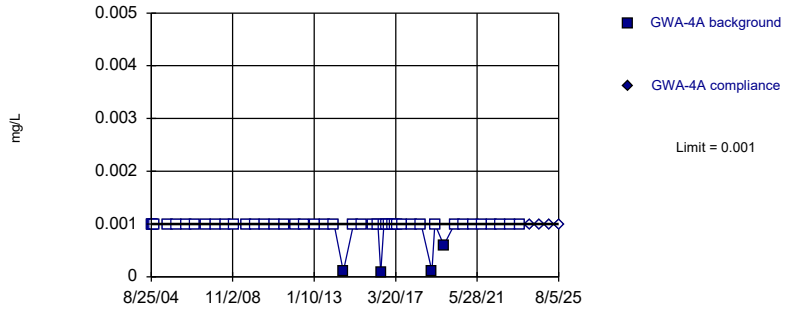

Non-parametric test used in lieu of parametric prediction limit because censored data exceeded 50%. Limit is highest of 48 background values. 91.67% NDs. Well-constituent pair annual alpha = 0.001667. Individual comparison alpha = 0.0008339 (1 of 2).

Constituent: Beryllium Analysis Run 9/17/2025 5:09 PM View: Appendix I - Intrawell
Plant McIntosh Client: Southern Company Data: McIntosh LF 4

Sanitas™ v.10.0.27g Sanitas software utilized by Groundwater Stats Consulting. UG
Hollow symbols indicate censored values.

Within Limit

Prediction Limit

Intrawell Non-parametric

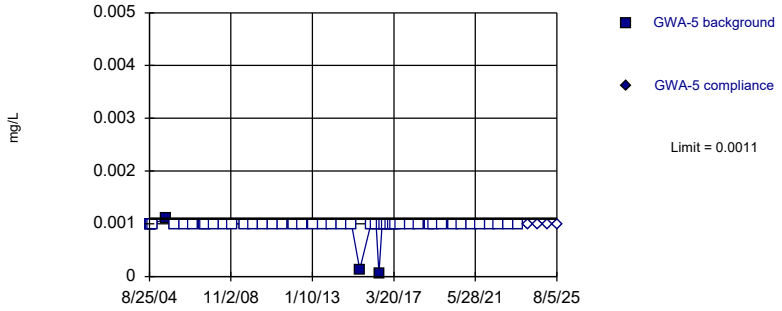

Non-parametric test used in lieu of parametric prediction limit because censored data exceeded 50%. Limit is highest of 49 background values. 93.88% NDs. Well-constituent pair annual alpha = 0.001586. Individual comparison alpha = 0.0007934 (1 of 2).

Constituent: Beryllium Analysis Run 9/17/2025 5:09 PM View: Appendix I - Intrawell
Plant McIntosh Client: Southern Company Data: McIntosh LF 4

Sanitas™ v.10.0.27g Sanitas software utilized by Groundwater Stats Consulting. UG
Hollow symbols indicate censored values.

Within Limit

Prediction Limit

Intrawell Non-parametric

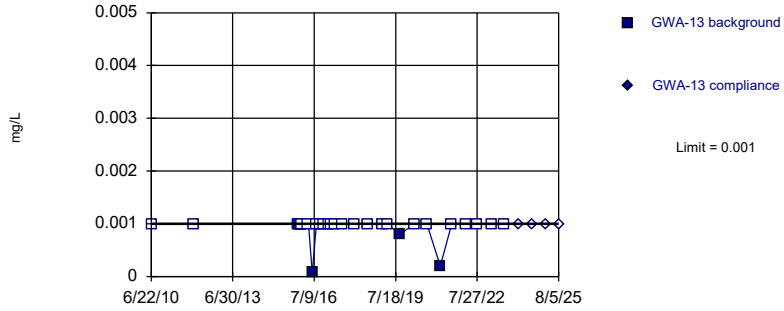

Non-parametric test used in lieu of parametric prediction limit because censored data exceeded 50%. Limit is highest of 29 background values. 89.66% NDs. Well-constituent pair annual alpha = 0.00434. Individual comparison alpha = 0.002172 (1 of 2).

Constituent: Beryllium Analysis Run 9/17/2025 5:09 PM View: Appendix I - Intrawell
Plant McIntosh Client: Southern Company Data: McIntosh LF 4

Sanitas™ v.10.0.27g Sanitas software utilized by Groundwater Stats Consulting. UG
Hollow symbols indicate censored values.

Within Limit

Prediction Limit

Intrawell Non-parametric

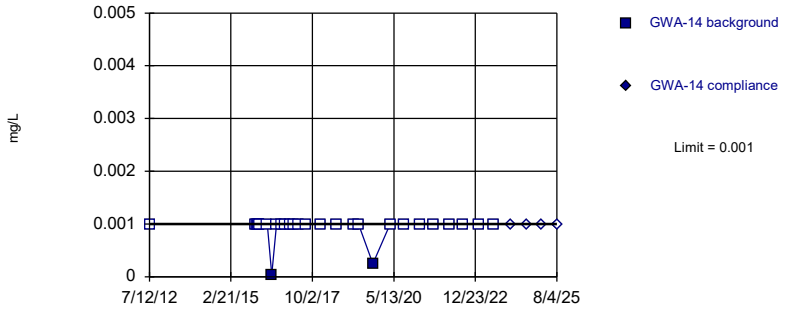

Non-parametric test used in lieu of parametric prediction limit because censored data exceeded 50%. Limit is highest of 28 background values. 92.86% NDs. Well-constituent pair annual alpha = 0.004669. Individual comparison alpha = 0.002337 (1 of 2).

Constituent: Beryllium Analysis Run 9/17/2025 5:09 PM View: Appendix I - Intrawell
Plant McIntosh Client: Southern Company Data: McIntosh LF 4

Sanitas™ v.10.0.27g Sanitas software utilized by Groundwater Stats Consulting. UG
Hollow symbols indicate censored values.

Within Limit

Prediction Limit

Intrawell Non-parametric

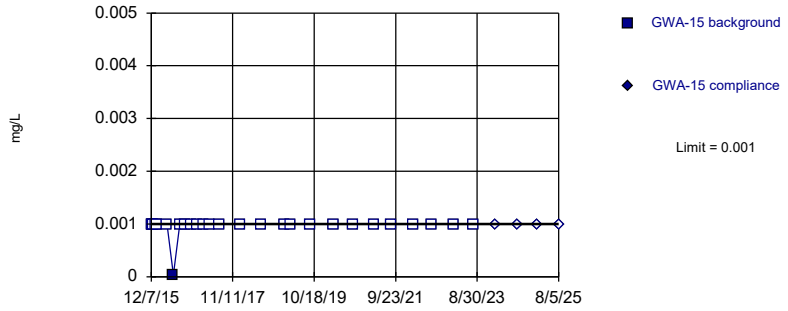

Non-parametric test used in lieu of parametric prediction limit because censored data exceeded 50%. Limit is highest of 27 background values. 96.3% NDs. Well-constituent pair annual alpha = 0.004998. Individual comparison alpha = 0.002502 (1 of 2).

Constituent: Beryllium Analysis Run 9/17/2025 5:09 PM View: Appendix I - Intrawell
Plant McIntosh Client: Southern Company Data: McIntosh LF 4

Sanitas™ v.10.0.27g Sanitas software utilized by Groundwater Stats Consulting. UG
Hollow symbols indicate censored values.

Within Limit

Prediction Limit

Intrawell Non-parametric

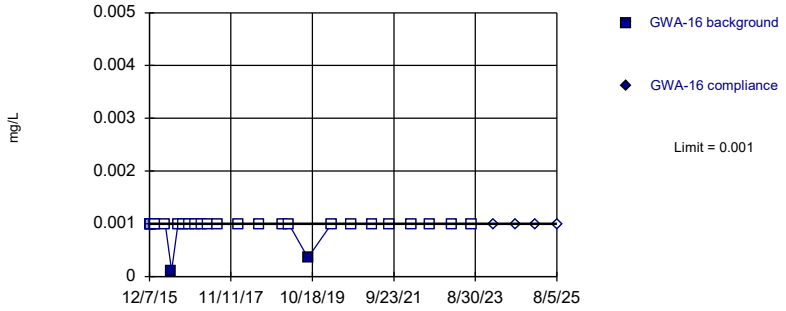

Non-parametric test used in lieu of parametric prediction limit because censored data exceeded 50%. Limit is highest of 27 background values. 92.59% NDs. Well-constituent pair annual alpha = 0.004998. Individual comparison alpha = 0.002502 (1 of 2).

Constituent: Beryllium Analysis Run 9/17/2025 5:09 PM View: Appendix I - Intrawell
Plant McIntosh Client: Southern Company Data: McIntosh LF 4

Sanitas™ v.10.0.27g Sanitas software utilized by Groundwater Stats Consulting. UG
Hollow symbols indicate censored values.

Within Limit

Prediction Limit

Intrawell Parametric

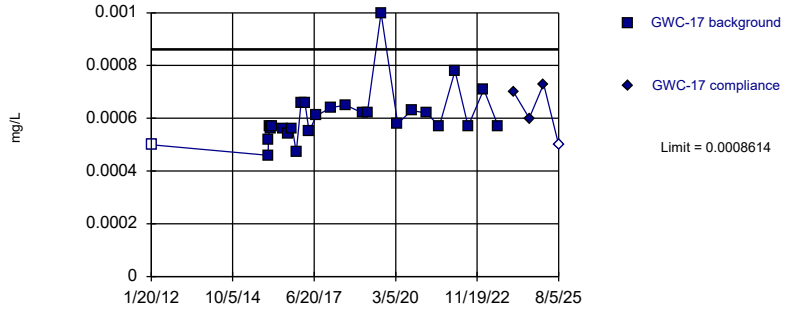

Background Data Summary (based on natural log transformation): Mean=-7.422, Std. Dev.=0.1549, n=27, 3.704% NDs. Normality test: Shapiro Wilk @alpha = 0.01, calculated = 0.9001, critical = 0.894. Kappa = 2.355 (c=15, w=9, 1 of 2, event alpha = 0.05132). Report alpha = 0.0003901.

Constituent: Beryllium Analysis Run 9/17/2025 5:09 PM View: Appendix I - Intrawell
Plant McIntosh Client: Southern Company Data: McIntosh LF 4

Sanitas™ v.10.0.27g Sanitas software utilized by Groundwater Stats Consulting. UG
Hollow symbols indicate censored values.

Within Limit

Prediction Limit

Intrawell Non-parametric

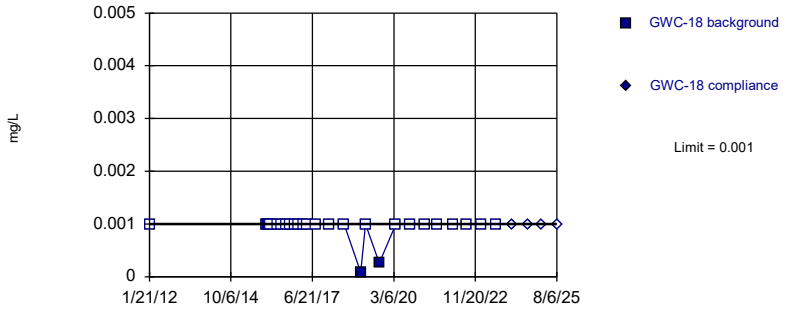

Non-parametric test used in lieu of parametric prediction limit because censored data exceeded 50%. Limit is highest of 28 background values. 92.86% NDs. Well-constituent pair annual alpha = 0.004669. Individual comparison alpha = 0.002337 (1 of 2).

Constituent: Beryllium Analysis Run 9/17/2025 5:09 PM View: Appendix I - Intrawell
Plant McIntosh Client: Southern Company Data: McIntosh LF 4

Sanitas™ v.10.0.27g Sanitas software utilized by Groundwater Stats Consulting. UG
Hollow symbols indicate censored values.

Within Limit

Prediction Limit

Intrawell Non-parametric

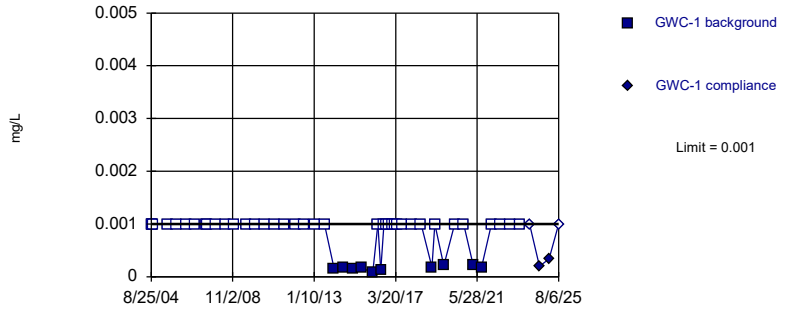

Non-parametric test used in lieu of parametric prediction limit because censored data exceeded 50%. Limit is highest of 48 background values. 79.17% NDs. Well-constituent pair annual alpha = 0.001667. Individual comparison alpha = 0.0008339 (1 of 2).

Constituent: Beryllium Analysis Run 9/17/2025 5:09 PM View: Appendix I - Intrawell
Plant McIntosh Client: Southern Company Data: McIntosh LF 4

Sanitas™ v.10.0.27g Sanitas software utilized by Groundwater Stats Consulting. UG
Hollow symbols indicate censored values.

Within Limit

Prediction Limit

Intrawell Non-parametric

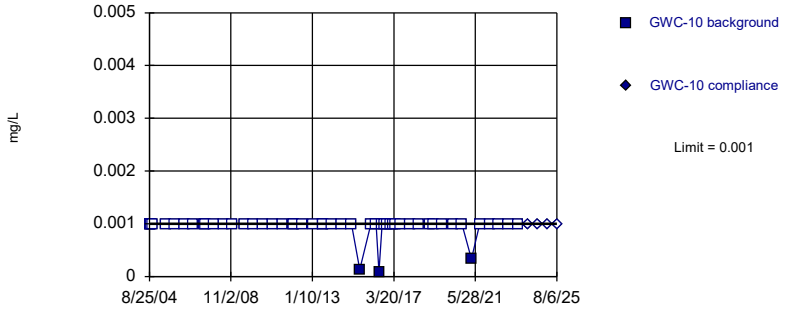

Non-parametric test used in lieu of parametric prediction limit because censored data exceeded 50%. Limit is highest of 51 background values. 94.12% NDs. Well-constituent pair annual alpha = 0.00146. Individual comparison alpha = 0.0007303 (1 of 2).

Constituent: Beryllium Analysis Run 9/17/2025 5:09 PM View: Appendix I - Intrawell
Plant McIntosh Client: Southern Company Data: McIntosh LF 4

Sanitas™ v.10.0.27g Sanitas software utilized by Groundwater Stats Consulting. UG
Hollow symbols indicate censored values.

Within Limit

Prediction Limit

Intrawell Non-parametric

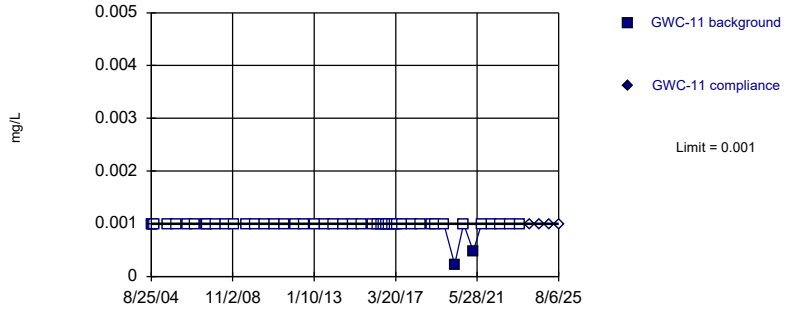

Non-parametric test used in lieu of parametric prediction limit because censored data exceeded 50%. Limit is highest of 49 background values. 95.92% NDs. Well-constituent pair annual alpha = 0.001586. Individual comparison alpha = 0.0007934 (1 of 2).

Constituent: Beryllium Analysis Run 9/17/2025 5:09 PM View: Appendix I - Intrawell
Plant McIntosh Client: Southern Company Data: McIntosh LF 4

Sanitas™ v.10.0.27g Sanitas software utilized by Groundwater Stats Consulting. UG
Hollow symbols indicate censored values.

Within Limit

Prediction Limit

Intrawell Non-parametric

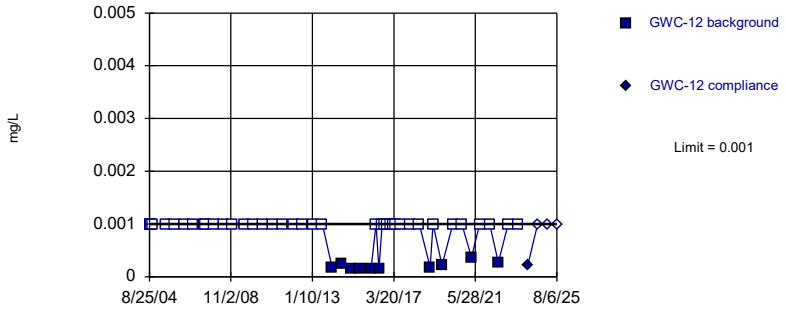

Non-parametric test used in lieu of parametric prediction limit because censored data exceeded 50%. Limit is highest of 49 background values. 79.59% NDs. Well-constituent pair annual alpha = 0.001586. Individual comparison alpha = 0.0007934 (1 of 2).

Constituent: Beryllium Analysis Run 9/17/2025 5:09 PM View: Appendix I - Intrawell
Plant McIntosh Client: Southern Company Data: McIntosh LF 4

Sanitas™ v.10.0.27g Sanitas software utilized by Groundwater Stats Consulting. UG
Hollow symbols indicate censored values.

Within Limit

Prediction Limit

Intrawell Non-parametric

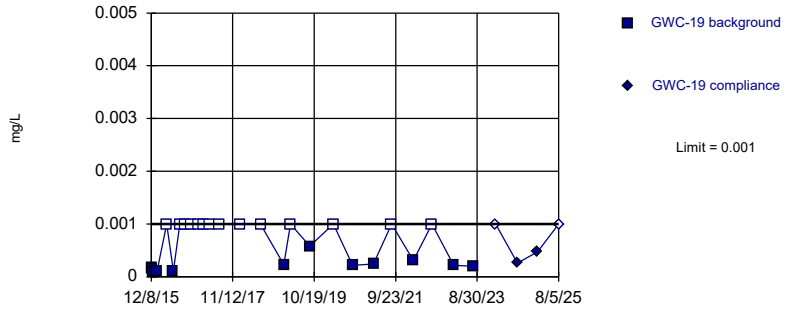

Non-parametric test used in lieu of parametric prediction limit because censored data exceeded 50%. Limit is highest of 27 background values. 51.85% NDs. Well-constituent pair annual alpha = 0.004998. Individual comparison alpha = 0.002502 (1 of 2).

Constituent: Beryllium Analysis Run 9/17/2025 5:09 PM View: Appendix I - Intrawell
Plant McIntosh Client: Southern Company Data: McIntosh LF 4

Sanitas™ v.10.0.27g Sanitas software utilized by Groundwater Stats Consulting. UG
Hollow symbols indicate censored values.

Within Limit

Prediction Limit

Intrawell Non-parametric

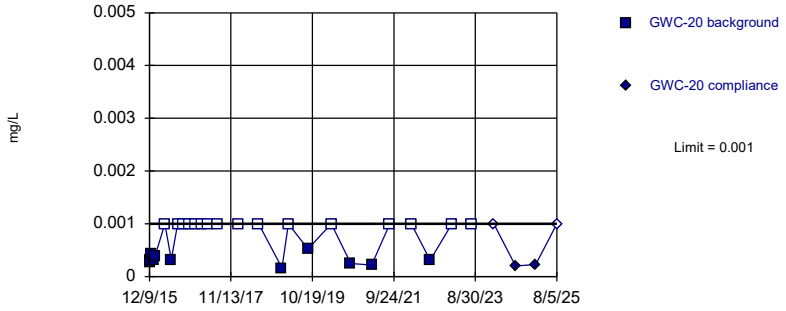

Non-parametric test used in lieu of parametric prediction limit because censored data exceeded 50%. Limit is highest of 27 background values. 59.26% NDs. Well-constituent pair annual alpha = 0.004998. Individual comparison alpha = 0.002502 (1 of 2).

Constituent: Beryllium Analysis Run 9/17/2025 5:09 PM View: Appendix I - Intrawell
Plant McIntosh Client: Southern Company Data: McIntosh LF 4

Sanitas™ v.10.0.27g Sanitas software utilized by Groundwater Stats Consulting. UG
Hollow symbols indicate censored values.

Within Limit

Prediction Limit

Intrawell Non-parametric

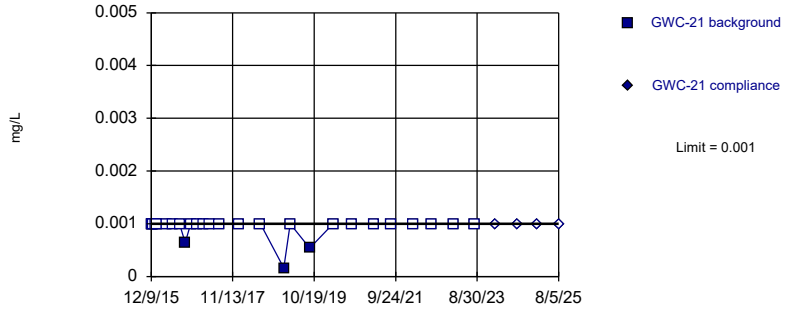

Non-parametric test used in lieu of parametric prediction limit because censored data exceeded 50%. Limit is highest of 27 background values. 88.89% NDs. Well-constituent pair annual alpha = 0.004998. Individual comparison alpha = 0.002502 (1 of 2).

Constituent: Beryllium Analysis Run 9/17/2025 5:09 PM View: Appendix I - Intrawell
Plant McIntosh Client: Southern Company Data: McIntosh LF 4

Sanitas™ v.10.0.27g Sanitas software utilized by Groundwater Stats Consulting. UG
Hollow symbols indicate censored values.

Within Limit

Prediction Limit

Intrawell Non-parametric

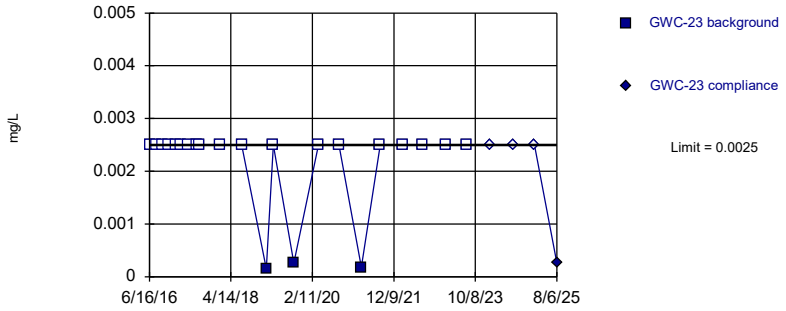

Non-parametric test used in lieu of parametric prediction limit because censored data exceeded 50%. Limit is highest of 22 background values. 86.36% NDs. Well-constituent pair annual alpha = 0.007401. Individual comparison alpha = 0.003707 (1 of 2).

Constituent: Beryllium Analysis Run 9/17/2025 5:09 PM View: Appendix I - Intrawell
Plant McIntosh Client: Southern Company Data: McIntosh LF 4

Sanitas™ v.10.0.27g Sanitas software utilized by Groundwater Stats Consulting. UG
Hollow symbols indicate censored values.

Within Limit

Prediction Limit

Intrawell Non-parametric

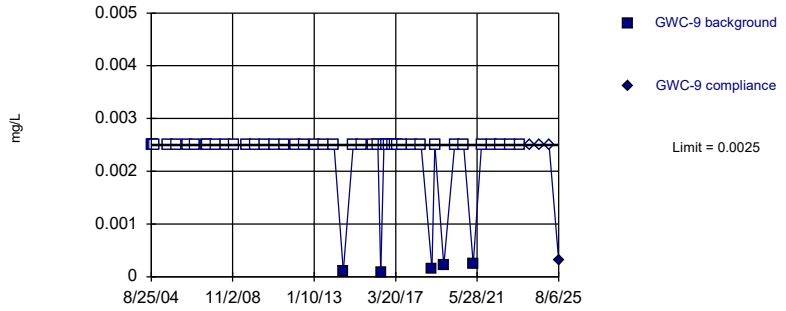

Non-parametric test used in lieu of parametric prediction limit because censored data exceeded 50%. Limit is highest of 49 background values. 89.8% NDs. Well-constituent pair annual alpha = 0.001586. Individual comparison alpha = 0.0007934 (1 of 2).

Constituent: Beryllium Analysis Run 9/17/2025 5:09 PM View: Appendix I - Intrawell
Plant McIntosh Client: Southern Company Data: McIntosh LF 4

Sanitas™ v.10.0.27g Sanitas software utilized by Groundwater Stats Consulting. UG
Hollow symbols indicate censored values.

Within Limit

Prediction Limit

Intrawell Non-parametric

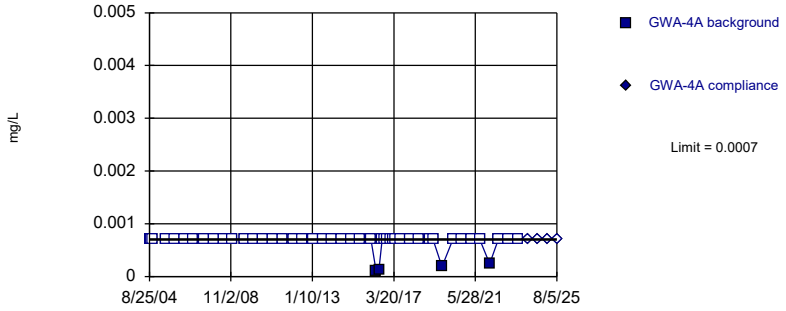

Non-parametric test used in lieu of parametric prediction limit because censored data exceeded 50%. Limit is highest of 48 background values. 91.67% NDs. Well-constituent pair annual alpha = 0.001667. Individual comparison alpha = 0.0008339 (1 of 2).

Constituent: Cadmium Analysis Run 9/17/2025 5:09 PM View: Appendix I - Intrawell
Plant McIntosh Client: Southern Company Data: McIntosh LF 4

Sanitas™ v.10.0.27g Sanitas software utilized by Groundwater Stats Consulting. UG
Hollow symbols indicate censored values.

Within Limit

Prediction Limit

Intrawell Non-parametric

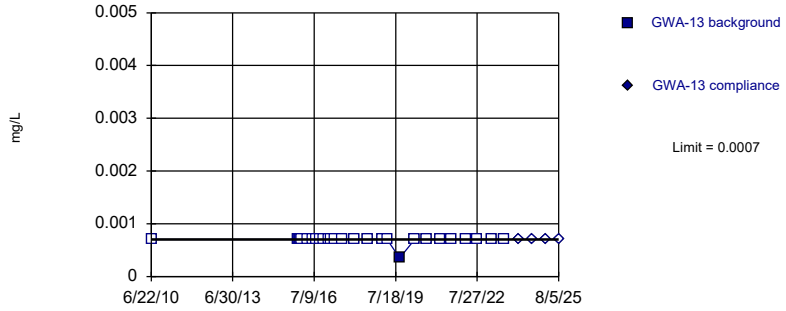

Non-parametric test used in lieu of parametric prediction limit because censored data exceeded 50%. Limit is highest of 28 background values. 96.43% NDs. Well-constituent pair annual alpha = 0.004669. Individual comparison alpha = 0.002337 (1 of 2).

Constituent: Cadmium Analysis Run 9/17/2025 5:09 PM View: Appendix I - Intrawell
Plant McIntosh Client: Southern Company Data: McIntosh LF 4

Sanitas™ v.10.0.27g Sanitas software utilized by Groundwater Stats Consulting. UG
Hollow symbols indicate censored values.

Within Limit

Prediction Limit

Intrawell Non-parametric

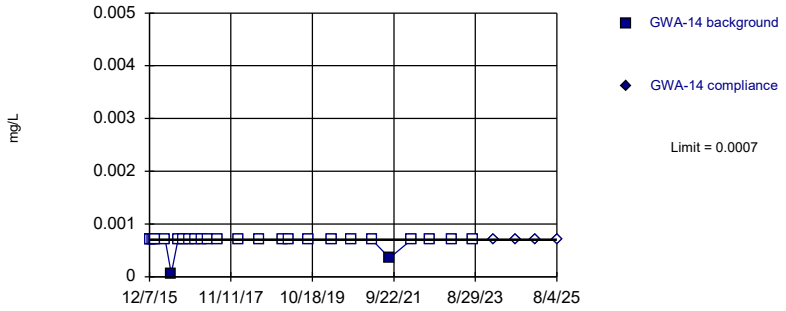

Non-parametric test used in lieu of parametric prediction limit because censored data exceeded 50%. Limit is highest of 27 background values. 92.59% NDs. Well-constituent pair annual alpha = 0.004998. Individual comparison alpha = 0.002502 (1 of 2).

Constituent: Cadmium Analysis Run 9/17/2025 5:09 PM View: Appendix I - Intrawell
Plant McIntosh Client: Southern Company Data: McIntosh LF 4

Sanitas™ v.10.0.27g Sanitas software utilized by Groundwater Stats Consulting. UG
Hollow symbols indicate censored values.

Within Limit

Prediction Limit

Intrawell Non-parametric

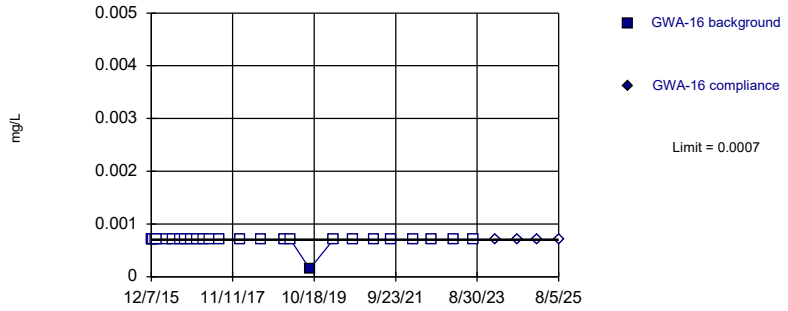

Non-parametric test used in lieu of parametric prediction limit because censored data exceeded 50%. Limit is highest of 27 background values. 96.3% NDs. Well-constituent pair annual alpha = 0.004998. Individual comparison alpha = 0.002502 (1 of 2).

Constituent: Cadmium Analysis Run 9/17/2025 5:09 PM View: Appendix I - Intrawell
Plant McIntosh Client: Southern Company Data: McIntosh LF 4

Sanitas™ v.10.0.27g Sanitas software utilized by Groundwater Stats Consulting. UG
Hollow symbols indicate censored values.

Within Limit

Prediction Limit

Intrawell Parametric

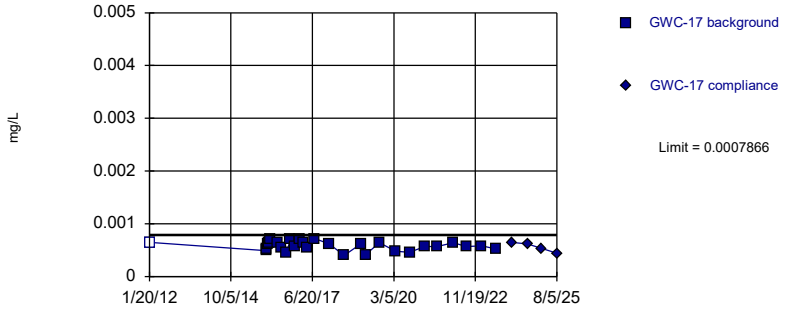

Background Data Summary: Mean=0.0005794, Std. Dev.=0.00008846, n=28, 3.571% NDs. Normality test: Shapiro Wilk @alpha = 0.01, calculated = 0.96, critical = 0.896. Kappa = 2.343 (c=15, w=9, 1 of 2, event alpha = 0.05132). Report alpha = 0.0003901.

Constituent: Cadmium Analysis Run 9/17/2025 5:09 PM View: Appendix I - Intrawell
Plant McIntosh Client: Southern Company Data: McIntosh LF 4

Sanitas™ v.10.0.27g Sanitas software utilized by Groundwater Stats Consulting. UG
Hollow symbols indicate censored values.

Within Limit

Prediction Limit

Intrawell Non-parametric

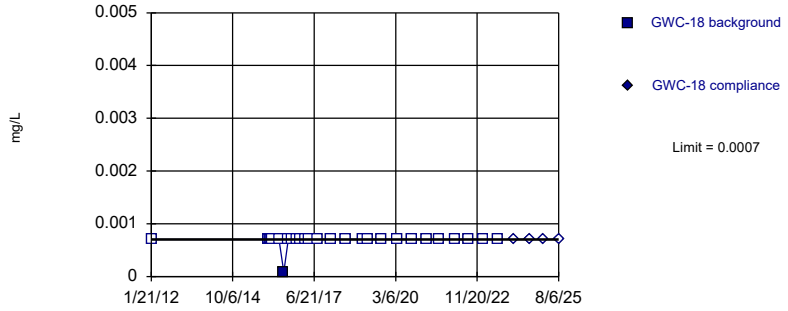

Non-parametric test used in lieu of parametric prediction limit because censored data exceeded 50%. Limit is highest of 28 background values. 96.43% NDs. Well-constituent pair annual alpha = 0.004669. Individual comparison alpha = 0.002337 (1 of 2).

Constituent: Cadmium Analysis Run 9/17/2025 5:09 PM View: Appendix I - Intrawell
Plant McIntosh Client: Southern Company Data: McIntosh LF 4

Sanitas™ v.10.0.27g Sanitas software utilized by Groundwater Stats Consulting. UG
Hollow symbols indicate censored values.

Within Limit

Prediction Limit

Intrawell Non-parametric

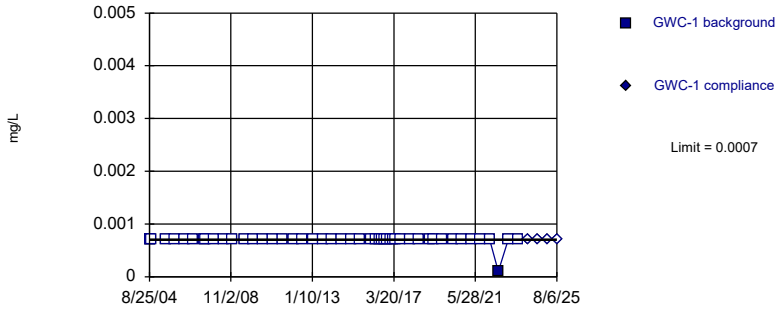

Non-parametric test used in lieu of parametric prediction limit because censored data exceeded 50%. Limit is highest of 48 background values. 97.92% NDs. Well-constituent pair annual alpha = 0.001667. Individual comparison alpha = 0.0008339 (1 of 2).

Constituent: Cadmium Analysis Run 9/17/2025 5:09 PM View: Appendix I - Intrawell
Plant McIntosh Client: Southern Company Data: McIntosh LF 4

Sanitas™ v.10.0.27g Sanitas software utilized by Groundwater Stats Consulting. UG
Hollow symbols indicate censored values.

Within Limit

Prediction Limit

Intrawell Non-parametric

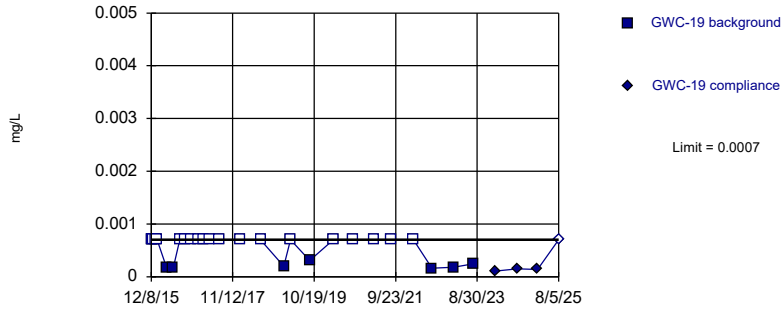

Non-parametric test used in lieu of parametric prediction limit because censored data exceeded 50%. Limit is highest of 27 background values. 74.07% NDs. Well-constituent pair annual alpha = 0.004998. Individual comparison alpha = 0.002502 (1 of 2).

Constituent: Cadmium Analysis Run 9/17/2025 5:09 PM View: Appendix I - Intrawell
Plant McIntosh Client: Southern Company Data: McIntosh LF 4

Sanitas™ v.10.0.27g Sanitas software utilized by Groundwater Stats Consulting. UG
Hollow symbols indicate censored values.

Within Limit

Prediction Limit

Intrawell Non-parametric

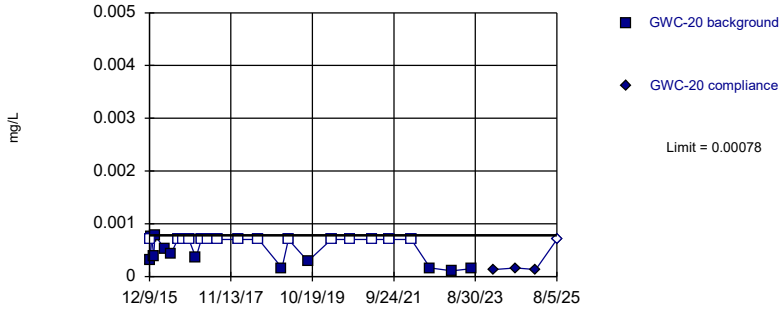

Non-parametric test used in lieu of parametric prediction limit because censored data exceeded 50%. Limit is highest of 27 background values. 55.56% NDs. Well-constituent pair annual alpha = 0.004998. Individual comparison alpha = 0.002502 (1 of 2).

Constituent: Cadmium Analysis Run 9/17/2025 5:09 PM View: Appendix I - Intrawell
Plant McIntosh Client: Southern Company Data: McIntosh LF 4

Sanitas™ v.10.0.27g Sanitas software utilized by Groundwater Stats Consulting. UG
Hollow symbols indicate censored values.

Within Limit

Prediction Limit

Intrawell Non-parametric

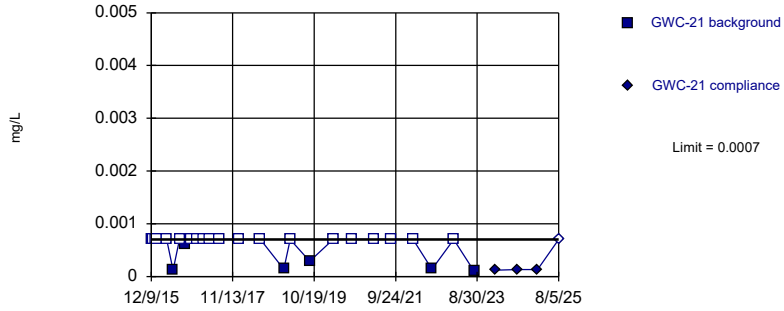

Non-parametric test used in lieu of parametric prediction limit because censored data exceeded 50%. Limit is highest of 27 background values. 77.78% NDs. Well-constituent pair annual alpha = 0.004998. Individual comparison alpha = 0.002502 (1 of 2).

Constituent: Cadmium Analysis Run 9/17/2025 5:09 PM View: Appendix I - Intrawell
Plant McIntosh Client: Southern Company Data: McIntosh LF 4

Sanitas™ v.10.0.27g Sanitas software utilized by Groundwater Stats Consulting. UG
Hollow symbols indicate censored values.

Within Limit

Prediction Limit

Intrawell Non-parametric

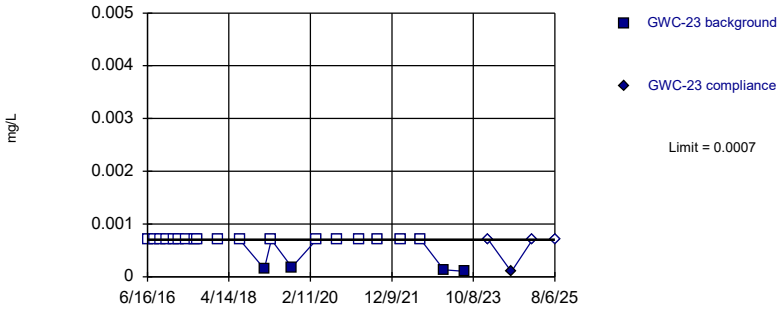

Non-parametric test used in lieu of parametric prediction limit because censored data exceeded 50%. Limit is highest of 22 background values. 81.82% NDs. Well-constituent pair annual alpha = 0.007401. Individual comparison alpha = 0.003707 (1 of 2).

Constituent: Cadmium Analysis Run 9/17/2025 5:09 PM View: Appendix I - Intrawell
Plant McIntosh Client: Southern Company Data: McIntosh LF 4

Sanitas™ v.10.0.27g Sanitas software utilized by Groundwater Stats Consulting. UG
Hollow symbols indicate censored values.

Within Limit

Prediction Limit

Intrawell Non-parametric

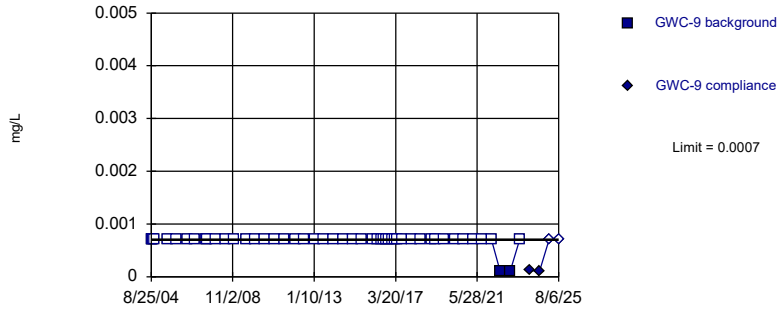

Non-parametric test used in lieu of parametric prediction limit because censored data exceeded 50%. Limit is highest of 49 background values. 95.92% NDs. Well-constituent pair annual alpha = 0.001586. Individual comparison alpha = 0.0007934 (1 of 2).

Constituent: Cadmium Analysis Run 9/17/2025 5:09 PM View: Appendix I - Intrawell
Plant McIntosh Client: Southern Company Data: McIntosh LF 4

Sanitas™ v.10.0.27g Sanitas software utilized by Groundwater Stats Consulting. UG
Hollow symbols indicate censored values.

Within Limit

Prediction Limit

Intrawell Non-parametric

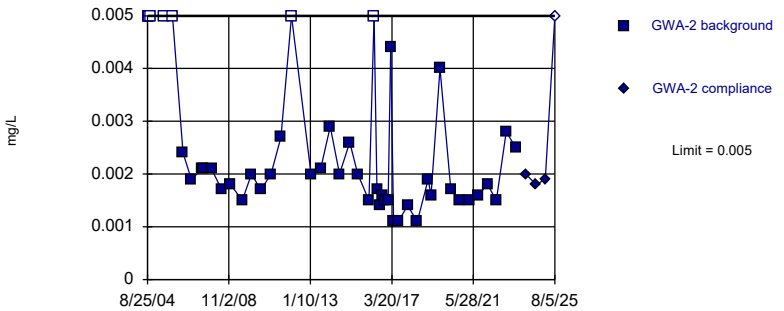

Non-parametric test used in lieu of parametric prediction limit because the Shapiro Wilk normality test showed the data to be non-normal at the 0.01 alpha level. Limit is highest of 48 background values. 16.67% NDs. Well-constituent pair annual alpha = 0.001667. Individual comparison alpha = 0.0008339 (1 of 2).

Constituent: Chromium Analysis Run 9/17/2025 5:09 PM View: Appendix I - Intrawell
Plant McIntosh Client: Southern Company Data: McIntosh LF 4

Sanitas™ v.10.0.27g Sanitas software utilized by Groundwater Stats Consulting. UG
Hollow symbols indicate censored values.

Within Limit

Prediction Limit

Intrawell Non-parametric

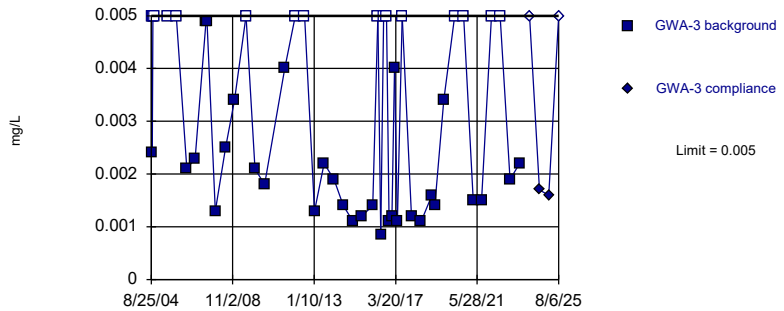

Non-parametric test used in lieu of parametric prediction limit because the Shapiro Wilk normality test showed the data to be non-normal at the 0.01 alpha level. Limit is highest of 48 background values. 33.33% NDs. Well-constituent pair annual alpha = 0.001667. Individual comparison alpha = 0.0008339 (1 of 2).

Constituent: Chromium Analysis Run 9/17/2025 5:09 PM View: Appendix I - Intrawell
Plant McIntosh Client: Southern Company Data: McIntosh LF 4

Sanitas™ v.10.0.27g Sanitas software utilized by Groundwater Stats Consulting. UG
Hollow symbols indicate censored values.

Within Limit

Prediction Limit

Intrawell Non-parametric

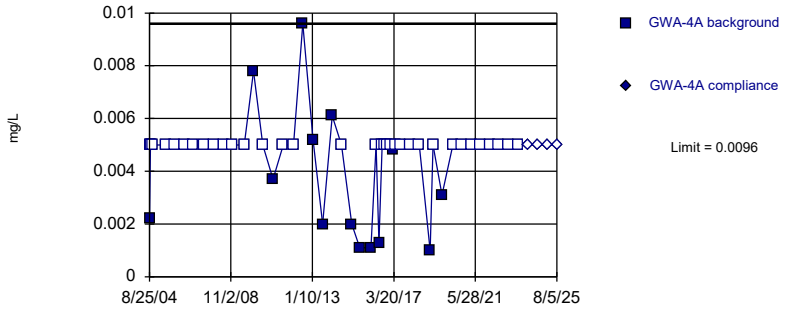

Non-parametric test used in lieu of parametric prediction limit because censored data exceeded 50%. Limit is highest of 48 background values. 70.83% NDs. Well-constituent pair annual alpha = 0.001667. Individual comparison alpha = 0.0008339 (1 of 2).

Constituent: Chromium Analysis Run 9/17/2025 5:09 PM View: Appendix I - Intrawell
Plant McIntosh Client: Southern Company Data: McIntosh LF 4

Sanitas™ v.10.0.27g Sanitas software utilized by Groundwater Stats Consulting. UG
Hollow symbols indicate censored values.

Within Limit

Prediction Limit

Intrawell Non-parametric

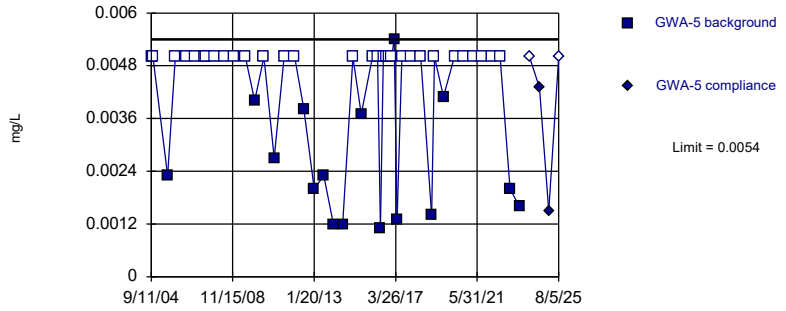

Non-parametric test used in lieu of parametric prediction limit because censored data exceeded 50%. Limit is highest of 48 background values. 66.67% NDs. Well-constituent pair annual alpha = 0.001667. Individual comparison alpha = 0.0008339 (1 of 2).

Constituent: Chromium Analysis Run 9/17/2025 5:09 PM View: Appendix I - Intrawell
Plant McIntosh Client: Southern Company Data: McIntosh LF 4

Sanitas™ v.10.0.27g Sanitas software utilized by Groundwater Stats Consulting. UG
Hollow symbols indicate censored values.

Within Limit

Prediction Limit

Intrawell Non-parametric

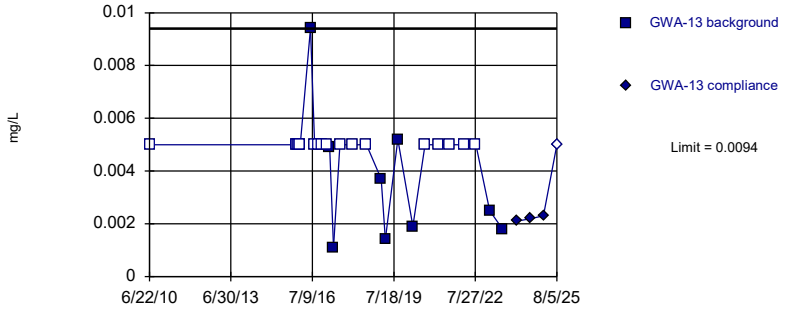

Non-parametric test used in lieu of parametric prediction limit because censored data exceeded 50%. Limit is highest of 27 background values. 66.67% NDs. Well-constituent pair annual alpha = 0.004998. Individual comparison alpha = 0.002502 (1 of 2).

Constituent: Chromium Analysis Run 9/17/2025 5:09 PM View: Appendix I - Intrawell
Plant McIntosh Client: Southern Company Data: McIntosh LF 4

Sanitas™ v.10.0.27g Sanitas software utilized by Groundwater Stats Consulting. UG
Hollow symbols indicate censored values.

Within Limit

Prediction Limit

Intrawell Non-parametric

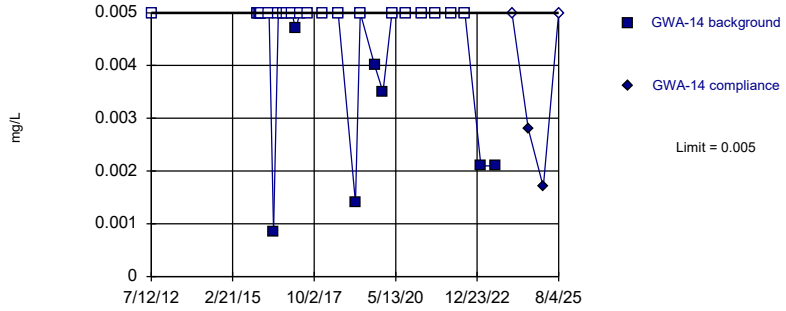

Non-parametric test used in lieu of parametric prediction limit because censored data exceeded 50%. Limit is highest of 29 background values. 75.86% NDs. Well-constituent pair annual alpha = 0.00434. Individual comparison alpha = 0.002172 (1 of 2).

Constituent: Chromium Analysis Run 9/17/2025 5:09 PM View: Appendix I - Intrawell
Plant McIntosh Client: Southern Company Data: McIntosh LF 4

Sanitas™ v.10.0.27g Sanitas software utilized by Groundwater Stats Consulting. UG
Hollow symbols indicate censored values.

Within Limit

Prediction Limit

Intrawell Non-parametric

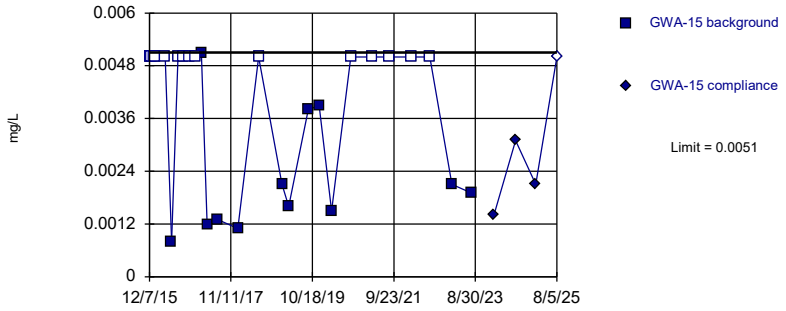

Non-parametric test used in lieu of parametric prediction limit because censored data exceeded 50%. Limit is highest of 28 background values. 57.14% NDs. Well-constituent pair annual alpha = 0.004669. Individual comparison alpha = 0.002337 (1 of 2).

Constituent: Chromium Analysis Run 9/17/2025 5:09 PM View: Appendix I - Intrawell
Plant McIntosh Client: Southern Company Data: McIntosh LF 4

Sanitas™ v.10.0.27g Sanitas software utilized by Groundwater Stats Consulting. UG
Hollow symbols indicate censored values.

Within Limit

Prediction Limit

Intrawell Non-parametric

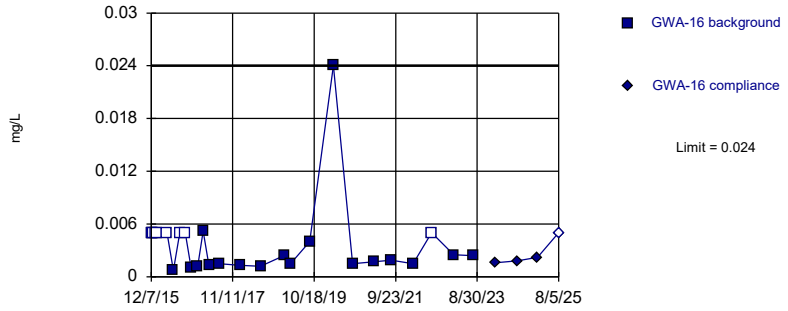

Non-parametric test used in lieu of parametric prediction limit because the Shapiro Wilk normality test showed the data to be non-normal at the 0.01 alpha level. Limit is highest of 27 background values. 33.33% NDs. Well-constituent pair annual alpha = 0.004998. Individual comparison alpha = 0.002502 (1 of 2).

Constituent: Chromium Analysis Run 9/17/2025 5:09 PM View: Appendix I - Intrawell
Plant McIntosh Client: Southern Company Data: McIntosh LF 4

Sanitas™ v.10.0.27g Sanitas software utilized by Groundwater Stats Consulting. UG
Hollow symbols indicate censored values.

Within Limit

Prediction Limit

Intrawell Parametric

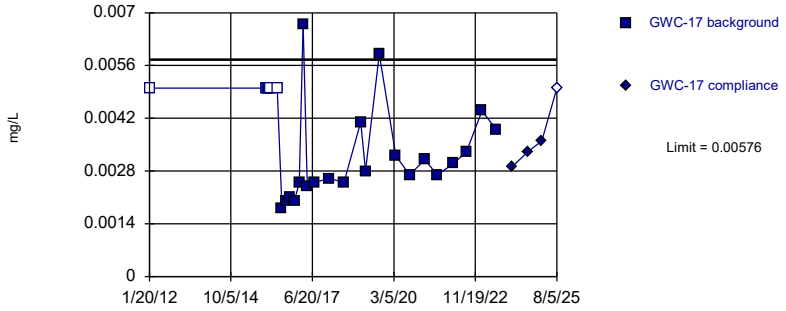

Background Data Summary (after Kaplan-Meier Adjustment): Mean=0.002985, Std. Dev.=0.001184, n=28, 25% NDs. Normality test: Shapiro Wilk @alpha = 0.01, calculated = 0.9044, critical = 0.896. Kappa = 2.343 (c=15, w=9, 1 of 2, event alpha = 0.05132). Report alpha = 0.0003901.

Constituent: Chromium Analysis Run 9/17/2025 5:09 PM View: Appendix I - Intrawell
Plant McIntosh Client: Southern Company Data: McIntosh LF 4

Sanitas™ v.10.0.27g Sanitas software utilized by Groundwater Stats Consulting. UG
Hollow symbols indicate censored values.

Within Limit

Prediction Limit

Intrawell Non-parametric

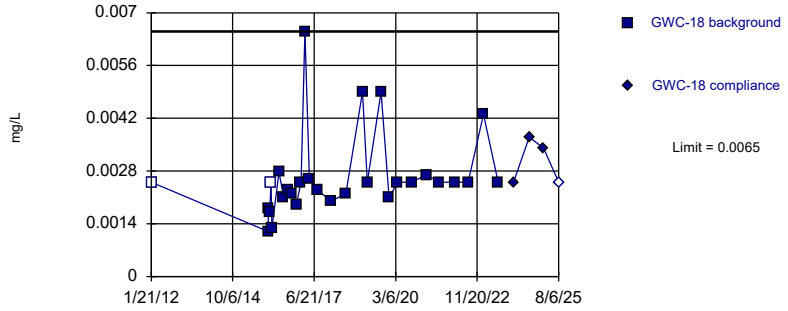

Non-parametric test used in lieu of parametric prediction limit because the Shapiro Wilk normality test showed the data to be non-normal at the 0.01 alpha level. Limit is highest of 29 background values. 6.897% NDs. Well-constituent pair annual alpha = 0.00434. Individual comparison alpha = 0.002172 (1 of 2).

Constituent: Chromium Analysis Run 9/17/2025 5:09 PM View: Appendix I - Intrawell
Plant McIntosh Client: Southern Company Data: McIntosh LF 4

Sanitas™ v.10.0.27g Sanitas software utilized by Groundwater Stats Consulting. UG
Hollow symbols indicate censored values.

Within Limit

Prediction Limit

Intrawell Non-parametric

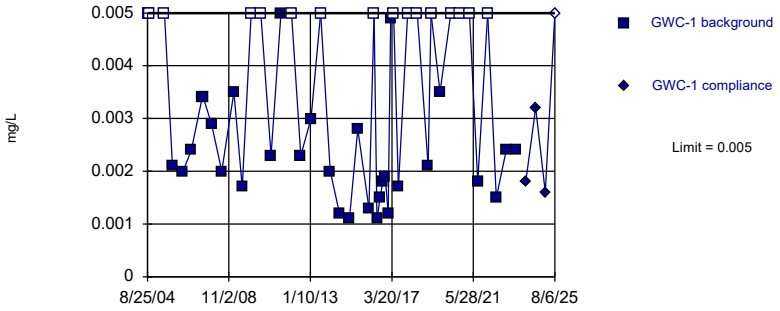

Non-parametric test used in lieu of parametric prediction limit because the Shapiro Wilk normality test showed the data to be non-normal at the 0.01 alpha level. Limit is highest of 48 background values. 35.42% NDs. Well-constituent pair annual alpha = 0.001667. Individual comparison alpha = 0.0008339 (1 of 2).

Constituent: Chromium Analysis Run 9/17/2025 5:09 PM View: Appendix I - Intrawell
Plant McIntosh Client: Southern Company Data: McIntosh LF 4

Sanitas™ v.10.0.27g Sanitas software utilized by Groundwater Stats Consulting. UG
Hollow symbols indicate censored values.

Within Limit

Prediction Limit

Intrawell Parametric

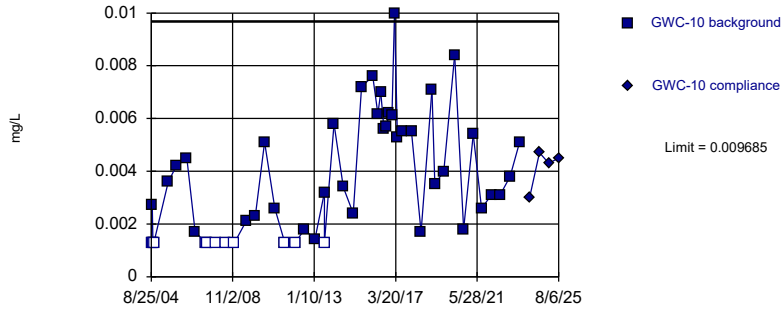

Background Data Summary (based on square root transformation) (after Kaplan-Meier Adjustment): Mean=0.0568, Std. Dev.=0.01892, n=50, 22% NDs. Normality test: Shapiro Francia @alpha = 0.01, calculated = 0.9373, critical = 0.935. Kappa = 2.2 (c=15, w=9, 1 of 2, event alpha = 0.05132). Report alpha = 0.0003901.

Constituent: Chromium Analysis Run 9/17/2025 5:09 PM View: Appendix I - Intrawell
Plant McIntosh Client: Southern Company Data: McIntosh LF 4

Sanitas™ v.10.0.27g Sanitas software utilized by Groundwater Stats Consulting. UG
Hollow symbols indicate censored values.

Within Limit

Prediction Limit

Intrawell Parametric

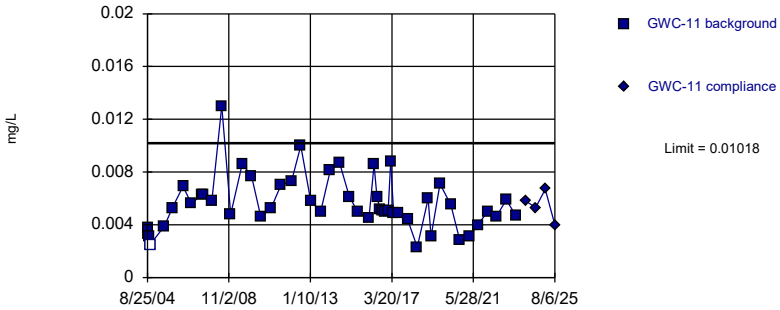

Background Data Summary: Mean=0.005642, Std. Dev.=0.002058, n=49, 2.041% NDs. Normality test: Shapiro Wilk @alpha = 0.01, calculated = 0.933, critical = 0.929. Kappa = 2.204 (c=15, w=9, 1 of 2, event alpha = 0.05132). Report alpha = 0.0003901.

Constituent: Chromium Analysis Run 9/17/2025 5:09 PM View: Appendix I - Intrawell
Plant McIntosh Client: Southern Company Data: McIntosh LF 4

Sanitas™ v.10.0.27g Sanitas software utilized by Groundwater Stats Consulting. UG
Hollow symbols indicate censored values.

Within Limit

Prediction Limit

Intrawell Non-parametric

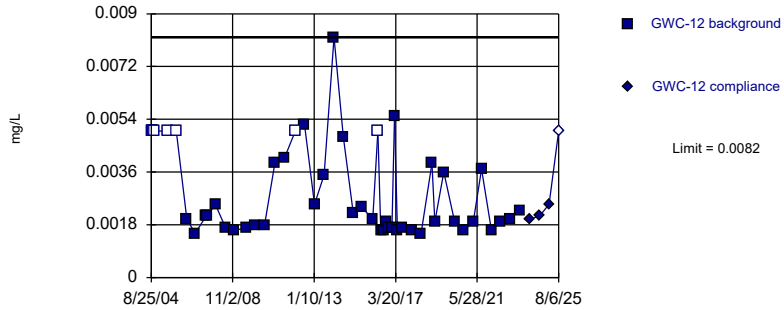

Non-parametric test used in lieu of parametric prediction limit because the Shapiro Wilk normality test showed the data to be non-normal at the 0.01 alpha level. Limit is highest of 49 background values. 16.33% NDs. Well-constituent pair annual alpha = 0.001586. Individual comparison alpha = 0.0007934 (1 of 2).

Constituent: Chromium Analysis Run 9/17/2025 5:09 PM View: Appendix I - Intrawell
Plant McIntosh Client: Southern Company Data: McIntosh LF 4

Sanitas™ v.10.0.27g Sanitas software utilized by Groundwater Stats Consulting. UG
Hollow symbols indicate censored values.

Within Limit

Prediction Limit

Intrawell Non-parametric

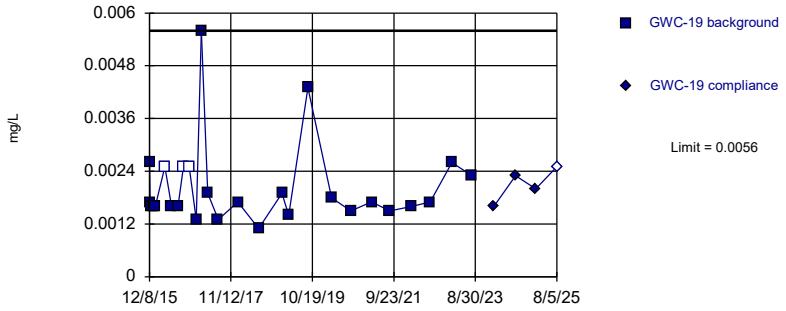

Non-parametric test used in lieu of parametric prediction limit because the Shapiro Wilk normality test showed the data to be non-normal at the 0.01 alpha level. Limit is highest of 27 background values. 11.11% NDs. Well-constituent pair annual alpha = 0.004998. Individual comparison alpha = 0.002502 (1 of 2).

Constituent: Chromium Analysis Run 9/17/2025 5:09 PM View: Appendix I - Intrawell
Plant McIntosh Client: Southern Company Data: McIntosh LF 4

Sanitas™ v.10.0.27g Sanitas software utilized by Groundwater Stats Consulting. UG
Hollow symbols indicate censored values.

Within Limit

Prediction Limit

Intrawell Non-parametric

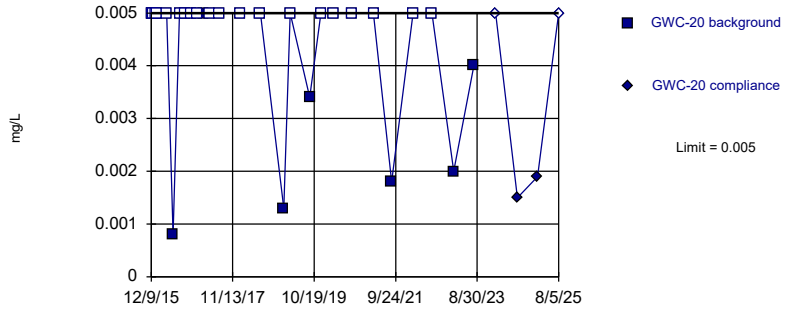

Non-parametric test used in lieu of parametric prediction limit because censored data exceeded 50%. Limit is highest of 28 background values. 75% NDs. Well-constituent pair annual alpha = 0.004669. Individual comparison alpha = 0.002337 (1 of 2).

Constituent: Chromium Analysis Run 9/17/2025 5:09 PM View: Appendix I - Intrawell
Plant McIntosh Client: Southern Company Data: McIntosh LF 4

Sanitas™ v.10.0.27g Sanitas software utilized by Groundwater Stats Consulting. UG
Hollow symbols indicate censored values.

Within Limit

Prediction Limit

Intrawell Non-parametric

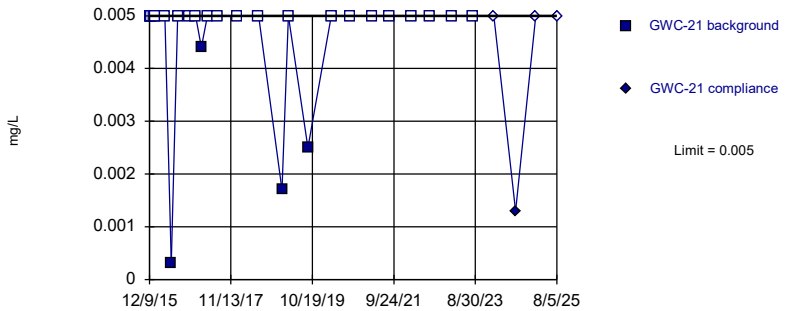

Non-parametric test used in lieu of parametric prediction limit because censored data exceeded 50%. Limit is highest of 26 background values. 84.62% NDs. Well-constituent pair annual alpha = 0.005327. Individual comparison alpha = 0.002667 (1 of 2).

Constituent: Chromium Analysis Run 9/17/2025 5:09 PM View: Appendix I - Intrawell
Plant McIntosh Client: Southern Company Data: McIntosh LF 4

Sanitas™ v.10.0.27g Sanitas software utilized by Groundwater Stats Consulting. UG
Hollow symbols indicate censored values.

Within Limit

Prediction Limit

Intrawell Non-parametric

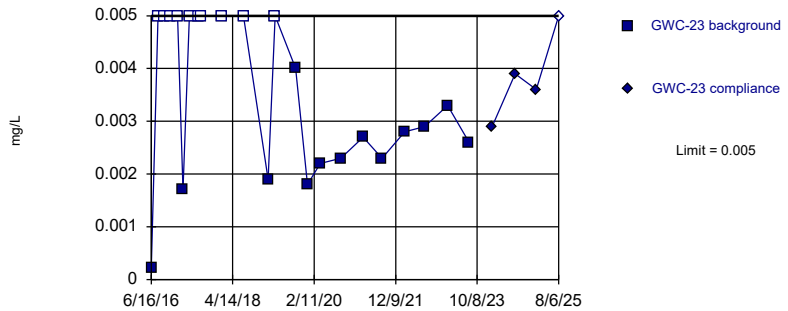

Non-parametric test used in lieu of parametric prediction limit because the Shapiro Wilk normality test showed the data to be non-normal at the 0.01 alpha level. Limit is highest of 23 background values. 43.48% NDs. Well-constituent pair annual alpha = 0.006819. Individual comparison alpha = 0.003415 (1 of 2).

Constituent: Chromium Analysis Run 9/17/2025 5:10 PM View: Appendix I - Intrawell
Plant McIntosh Client: Southern Company Data: McIntosh LF 4

Sanitas™ v.10.0.27g Sanitas software utilized by Groundwater Stats Consulting. UG
Hollow symbols indicate censored values.

Within Limit

Prediction Limit

Intrawell Non-parametric

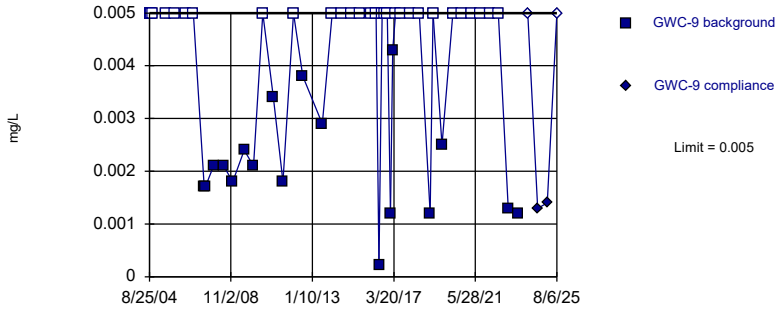

Non-parametric test used in lieu of parametric prediction limit because censored data exceeded 50%. Limit is highest of 48 background values. 62.5% NDs. Well-constituent pair annual alpha = 0.001667. Individual comparison alpha = 0.0008339 (1 of 2).

Constituent: Chromium Analysis Run 9/17/2025 5:10 PM View: Appendix I - Intrawell
Plant McIntosh Client: Southern Company Data: McIntosh LF 4

Sanitas™ v.10.0.27g Sanitas software utilized by Groundwater Stats Consulting. UG
Hollow symbols indicate censored values.

Within Limit

Prediction Limit

Intrawell Non-parametric

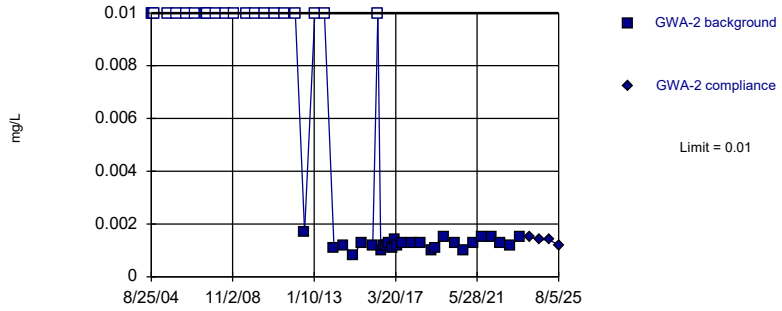

Non-parametric test used in lieu of parametric prediction limit because the Shapiro Wilk normality test showed the data to be non-normal at the 0.01 alpha level. Limit is highest of 49 background values. 44.9% NDs. Well-constituent pair annual alpha = 0.001586. Individual comparison alpha = 0.0007934 (1 of 2).

Constituent: Cobalt Analysis Run 9/17/2025 5:10 PM View: Appendix I - Intrawell
Plant McIntosh Client: Southern Company Data: McIntosh LF 4

Sanitas™ v.10.0.27g Sanitas software utilized by Groundwater Stats Consulting. UG
Hollow symbols indicate censored values.

Within Limit

Prediction Limit

Intrawell Non-parametric

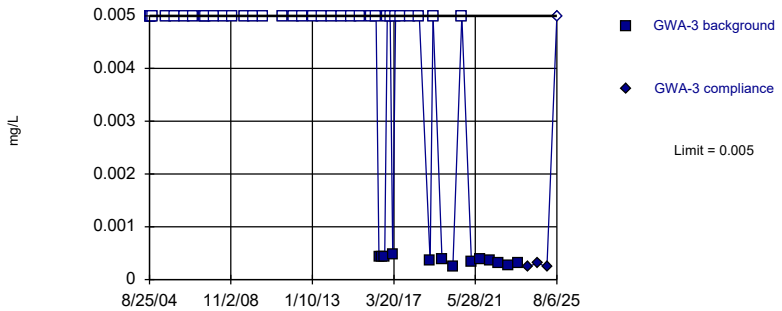

Non-parametric test used in lieu of parametric prediction limit because censored data exceeded 50%. Limit is highest of 48 background values. 72.92% NDs. Well-constituent pair annual alpha = 0.001667. Individual comparison alpha = 0.0008339 (1 of 2).

Constituent: Cobalt Analysis Run 9/17/2025 5:10 PM View: Appendix I - Intrawell
Plant McIntosh Client: Southern Company Data: McIntosh LF 4

Sanitas™ v.10.0.27g Sanitas software utilized by Groundwater Stats Consulting. UG
Hollow symbols indicate censored values.

Within Limit

Prediction Limit

Intrawell Non-parametric

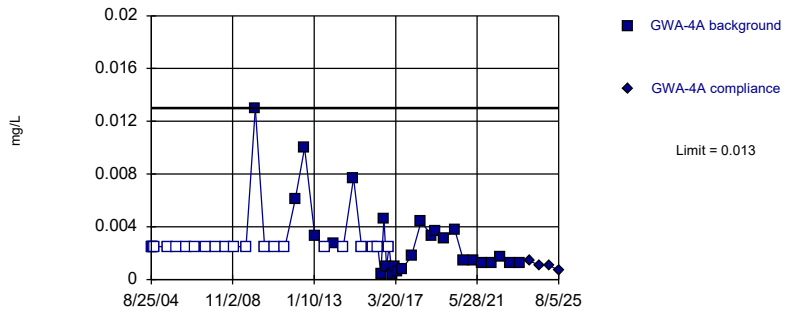

Non-parametric test used in lieu of parametric prediction limit because the Shapiro Wilk normality test showed the data to be non-normal at the 0.01 alpha level. Limit is highest of 48 background values. 45.83% NDs. Well-constituent pair annual alpha = 0.001667. Individual comparison alpha = 0.0008339 (1 of 2).

Constituent: Cobalt Analysis Run 9/17/2025 5:10 PM View: Appendix I - Intrawell
Plant McIntosh Client: Southern Company Data: McIntosh LF 4

Sanitas™ v.10.0.27g Sanitas software utilized by Groundwater Stats Consulting. UG
Hollow symbols indicate censored values.

Within Limit

Prediction Limit

Intrawell Non-parametric

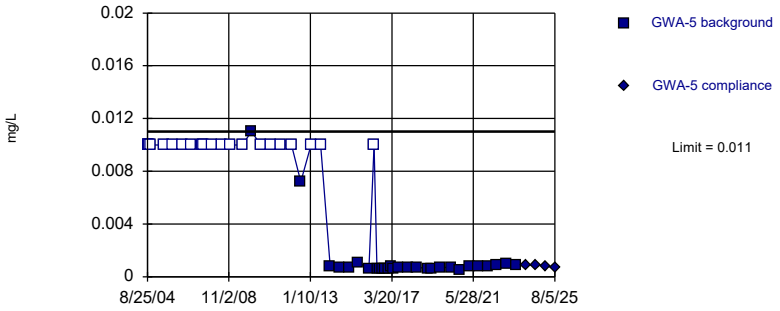

Non-parametric test used in lieu of parametric prediction limit because the Shapiro Wilk normality test showed the data to be non-normal at the 0.01 alpha level. Limit is highest of 49 background values. 42.86% NDs. Well-constituent pair annual alpha = 0.001586. Individual comparison alpha = 0.0007934 (1 of 2).

Constituent: Cobalt Analysis Run 9/17/2025 5:10 PM View: Appendix I - Intrawell
Plant McIntosh Client: Southern Company Data: McIntosh LF 4

Sanitas™ v.10.0.27g Sanitas software utilized by Groundwater Stats Consulting. UG
Hollow symbols indicate censored values.

Within Limit

Prediction Limit

Intrawell Non-parametric

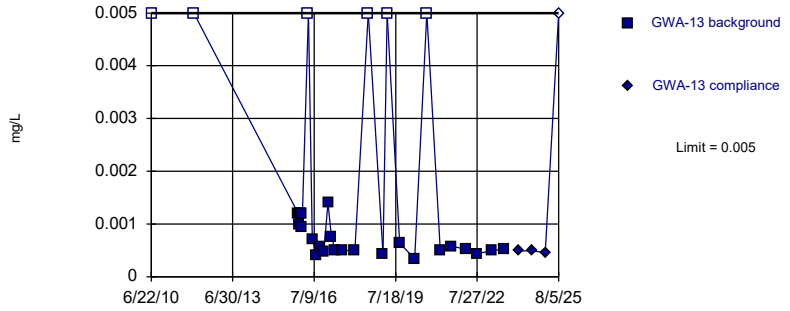

Non-parametric test used in lieu of parametric prediction limit because the Shapiro Wilk normality test showed the data to be non-normal at the 0.01 alpha level. Limit is highest of 29 background values. 20.69% NDs. Well-constituent pair annual alpha = 0.00434. Individual comparison alpha = 0.002172 (1 of 2).

Constituent: Cobalt Analysis Run 9/17/2025 5:10 PM View: Appendix I - Intrawell
Plant McIntosh Client: Southern Company Data: McIntosh LF 4

Sanitas™ v.10.0.27g Sanitas software utilized by Groundwater Stats Consulting. UG
Hollow symbols indicate censored values.

Within Limit

Prediction Limit

Intrawell Non-parametric

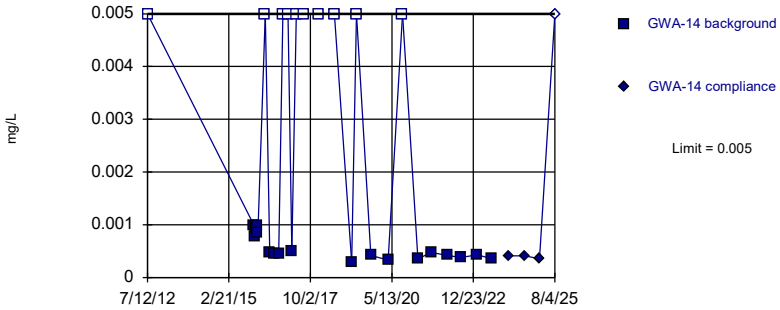

Non-parametric test used in lieu of parametric prediction limit because the Shapiro Wilk normality test showed the data to be non-normal at the 0.01 alpha level. Limit is highest of 28 background values. 35.71% NDs. Well-constituent pair annual alpha = 0.004669. Individual comparison alpha = 0.002337 (1 of 2).

Constituent: Cobalt Analysis Run 9/17/2025 5:10 PM View: Appendix I - Intrawell
Plant McIntosh Client: Southern Company Data: McIntosh LF 4

Sanitas™ v.10.0.27g Sanitas software utilized by Groundwater Stats Consulting. UG
Hollow symbols indicate censored values.

Within Limit

Prediction Limit

Intrawell Non-parametric

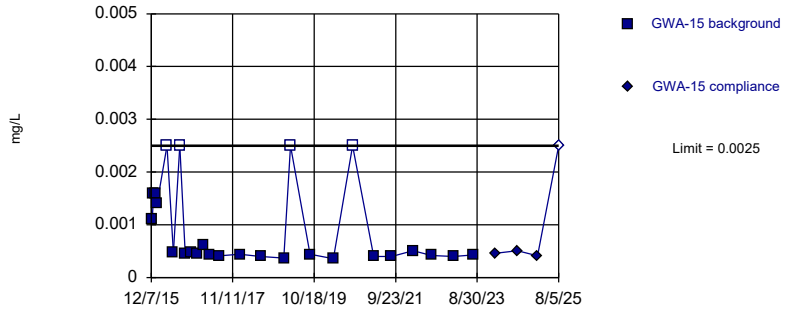

Non-parametric test used in lieu of parametric prediction limit because the Shapiro Wilk normality test showed the data to be non-normal at the 0.01 alpha level. Limit is highest of 27 background values. 14.81% NDs. Well-constituent pair annual alpha = 0.004998. Individual comparison alpha = 0.002502 (1 of 2).

Constituent: Cobalt Analysis Run 9/17/2025 5:10 PM View: Appendix I - Intrawell
Plant McIntosh Client: Southern Company Data: McIntosh LF 4

Sanitas™ v.10.0.27g Sanitas software utilized by Groundwater Stats Consulting. UG
Hollow symbols indicate censored values.

Within Limit

Prediction Limit

Intrawell Non-parametric

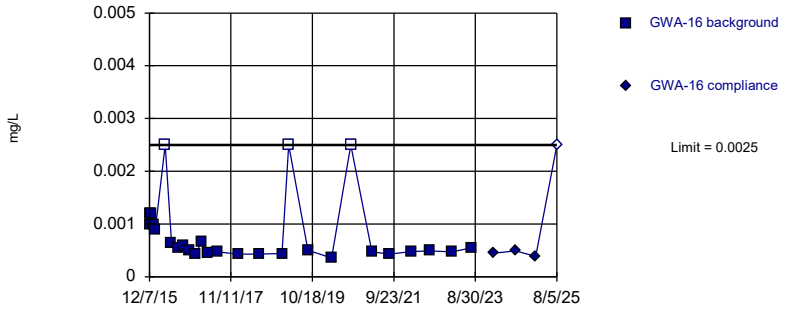

Non-parametric test used in lieu of parametric prediction limit because the Shapiro Wilk normality test showed the data to be non-normal at the 0.01 alpha level. Limit is highest of 27 background values. 11.11% NDs. Well-constituent pair annual alpha = 0.004998. Individual comparison alpha = 0.002502 (1 of 2).

Constituent: Cobalt Analysis Run 9/17/2025 5:10 PM View: Appendix I - Intrawell
Plant McIntosh Client: Southern Company Data: McIntosh LF 4

Sanitas™ v.10.0.27g Sanitas software utilized by Groundwater Stats Consulting. UG
Hollow symbols indicate censored values.

Within Limit

Prediction Limit

Intrawell Non-parametric

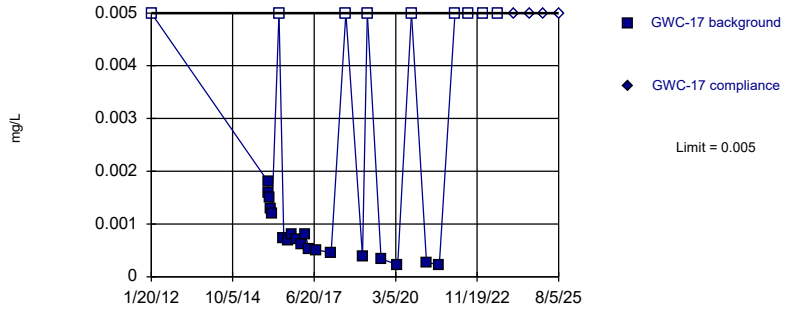

Non-parametric test used in lieu of parametric prediction limit because the Shapiro Wilk normality test showed the data to be non-normal at the 0.01 alpha level. Limit is highest of 28 background values. 32.14% NDs. Well-constituent pair annual alpha = 0.004669. Individual comparison alpha = 0.002337 (1 of 2).

Constituent: Cobalt Analysis Run 9/17/2025 5:10 PM View: Appendix I - Intrawell
Plant McIntosh Client: Southern Company Data: McIntosh LF 4

Sanitas™ v.10.0.27g Sanitas software utilized by Groundwater Stats Consulting. UG
Hollow symbols indicate censored values.

Within Limit

Prediction Limit

Intrawell Non-parametric

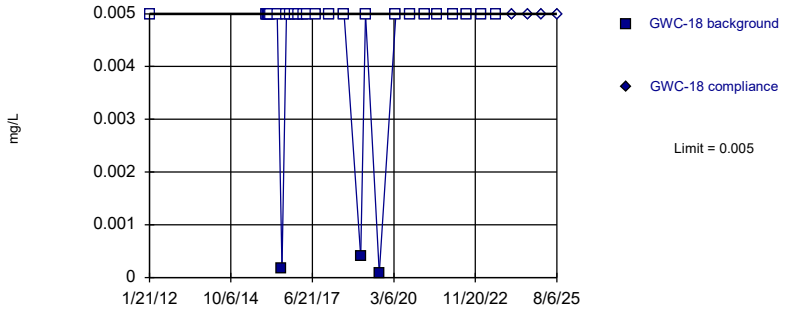

Non-parametric test used in lieu of parametric prediction limit because censored data exceeded 50%. Limit is highest of 28 background values. 89.29% NDs. Well-constituent pair annual alpha = 0.004669. Individual comparison alpha = 0.002337 (1 of 2).

Constituent: Cobalt Analysis Run 9/17/2025 5:10 PM View: Appendix I - Intrawell
Plant McIntosh Client: Southern Company Data: McIntosh LF 4

Sanitas™ v.10.0.27g Sanitas software utilized by Groundwater Stats Consulting. UG
Hollow symbols indicate censored values.

Within Limit

Prediction Limit

Intrawell Non-parametric

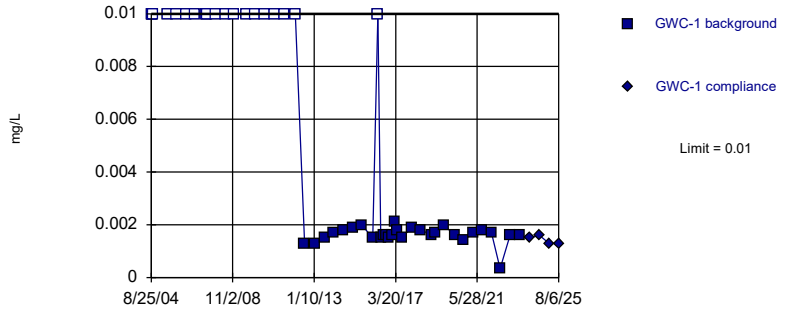

Non-parametric test used in lieu of parametric prediction limit because the Shapiro Wilk normality test showed the data to be non-normal at the 0.01 alpha level. Limit is highest of 48 background values. 39.58% NDs. Well-constituent pair annual alpha = 0.001667. Individual comparison alpha = 0.0008339 (1 of 2).

Constituent: Cobalt Analysis Run 9/17/2025 5:10 PM View: Appendix I - Intrawell
Plant McIntosh Client: Southern Company Data: McIntosh LF 4

Sanitas™ v.10.0.27g Sanitas software utilized by Groundwater Stats Consulting. UG
Hollow symbols indicate censored values.

Within Limit

Prediction Limit

Intrawell Non-parametric

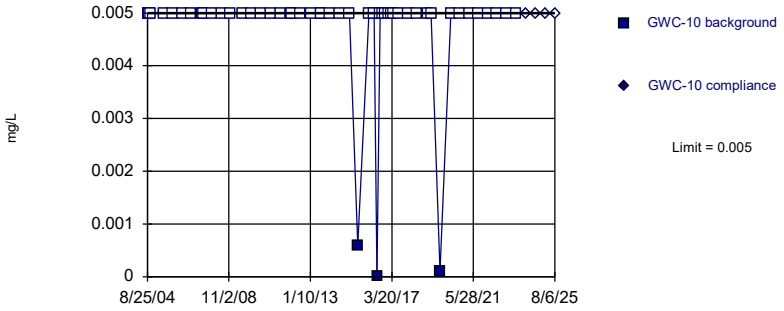

Non-parametric test used in lieu of parametric prediction limit because censored data exceeded 50%. Limit is highest of 51 background values. 94.12% NDs. Well-constituent pair annual alpha = 0.00146. Individual comparison alpha = 0.0007303 (1 of 2).

Constituent: Cobalt Analysis Run 9/17/2025 5:10 PM View: Appendix I - Intrawell
Plant McIntosh Client: Southern Company Data: McIntosh LF 4

Sanitas™ v.10.0.27g Sanitas software utilized by Groundwater Stats Consulting. UG
Hollow symbols indicate censored values.

Within Limit

Prediction Limit

Intrawell Non-parametric

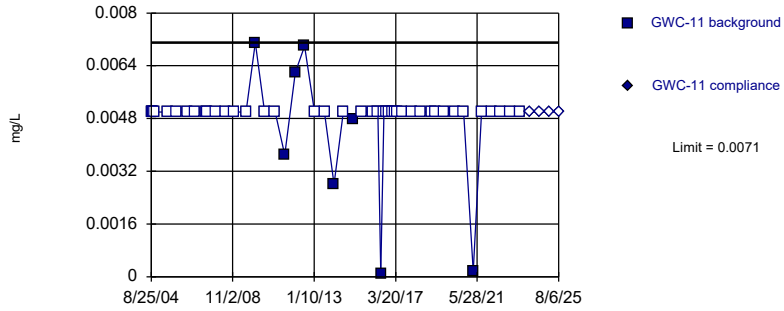

Non-parametric test used in lieu of parametric prediction limit because censored data exceeded 50%. Limit is highest of 49 background values. 83.67% NDs. Well-constituent pair annual alpha = 0.001586. Individual comparison alpha = 0.0007934 (1 of 2).

Constituent: Cobalt Analysis Run 9/17/2025 5:10 PM View: Appendix I - Intrawell
Plant McIntosh Client: Southern Company Data: McIntosh LF 4

Sanitas™ v.10.0.27g Sanitas software utilized by Groundwater Stats Consulting. UG
Hollow symbols indicate censored values.

Within Limit

Prediction Limit

Intrawell Non-parametric

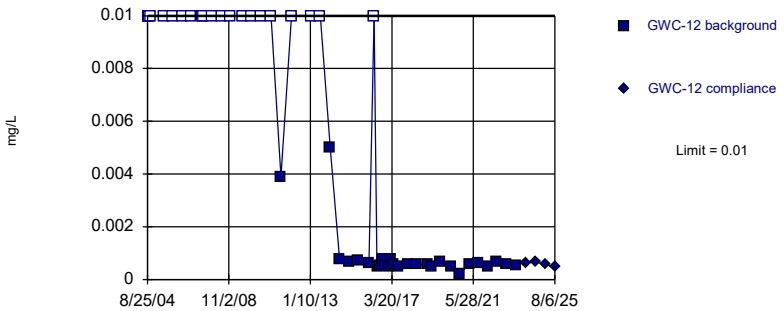

Non-parametric test used in lieu of parametric prediction limit because the Shapiro Wilk normality test showed the data to be non-normal at the 0.01 alpha level. Limit is highest of 48 background values. 43.75% NDs. Well-constituent pair annual alpha = 0.001667. Individual comparison alpha = 0.0008339 (1 of 2).

Constituent: Cobalt Analysis Run 9/17/2025 5:10 PM View: Appendix I - Intrawell
Plant McIntosh Client: Southern Company Data: McIntosh LF 4

Sanitas™ v.10.0.27g Sanitas software utilized by Groundwater Stats Consulting. UG
Hollow symbols indicate censored values.

Within Limit

Prediction Limit

Intrawell Non-parametric

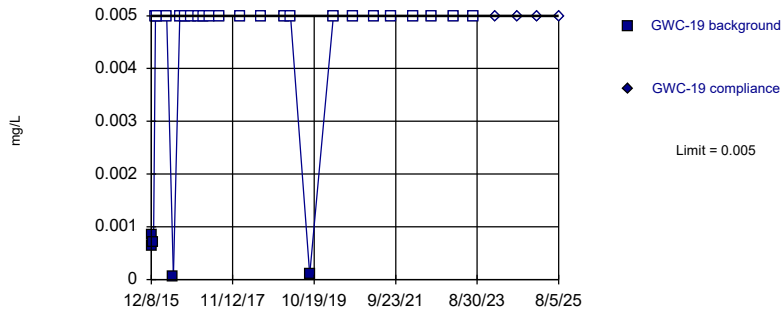

Non-parametric test used in lieu of parametric prediction limit because censored data exceeded 50%. Limit is highest of 27 background values. 81.48% NDs. Well-constituent pair annual alpha = 0.004998. Individual comparison alpha = 0.002502 (1 of 2).

Constituent: Cobalt Analysis Run 9/17/2025 5:10 PM View: Appendix I - Intrawell
Plant McIntosh Client: Southern Company Data: McIntosh LF 4

Sanitas™ v.10.0.27g Sanitas software utilized by Groundwater Stats Consulting. UG

Within Limit

Prediction Limit

Intrawell Parametric

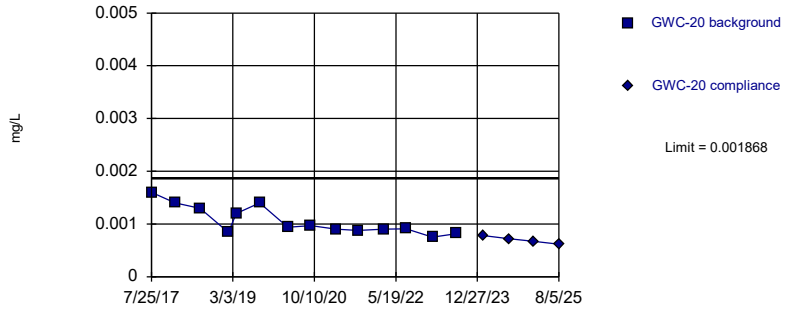

Background Data Summary (based on square root transformation): Mean=0.0323, Std. Dev.=0.00398, n=14. Normality test: Shapiro Wilk @alpha = 0.05, calculated = 0.8764, critical = 0.874. Kappa = 2.744 (c=15, w=9, 1 of 2, event alpha = 0.05132). Report alpha = 0.0003901.

Constituent: Cobalt Analysis Run 9/17/2025 5:10 PM View: Appendix I - Intrawell

Plant McIntosh Client: Southern Company Data: McIntosh LF 4

Sanitas™ v.10.0.27g Sanitas software utilized by Groundwater Stats Consulting. UG

Hollow symbols indicate censored values.

Within Limit

Prediction Limit

Intrawell Parametric

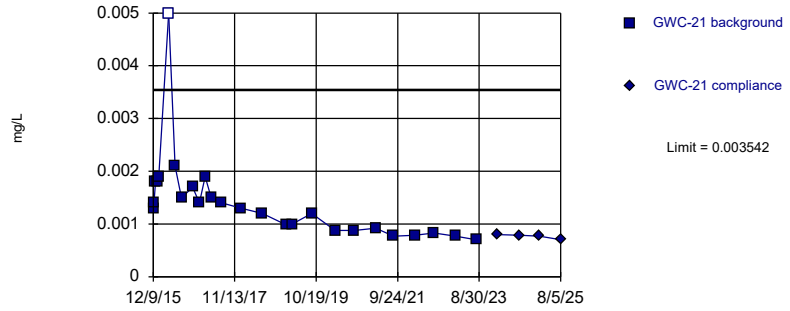

Background Data Summary (based on natural log transformation): Mean=-6.662, Std. Dev.=0.4303, n=26, 3.846% NDs. Normality test: Shapiro Wilk @alpha = 0.01, calculated = 0.9115, critical = 0.891. Kappa = 2.368 (c=15, w=9, 1 of 2, event alpha = 0.05132). Report alpha = 0.0003901.

Constituent: Cobalt Analysis Run 9/17/2025 5:10 PM View: Appendix I - Intrawell

Plant McIntosh Client: Southern Company Data: McIntosh LF 4

Sanitas™ v.10.0.27g Sanitas software utilized by Groundwater Stats Consulting. UG

Within Limit

Prediction Limit

Intrawell Parametric

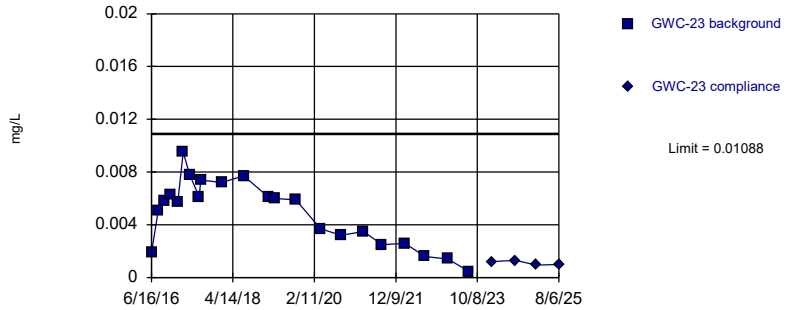

Background Data Summary: Mean=0.004884, Std. Dev.=0.002457, n=22. Normality test: Shapiro Wilk @alpha = 0.01, calculated = 0.9565, critical = 0.878. Kappa = 2.441 (c=15, w=9, 1 of 2, event alpha = 0.05132). Report alpha = 0.0003901.

Constituent: Cobalt Analysis Run 9/17/2025 5:10 PM View: Appendix I - Intrawell

Plant McIntosh Client: Southern Company Data: McIntosh LF 4

Sanitas™ v.10.0.27g Sanitas software utilized by Groundwater Stats Consulting. UG

Hollow symbols indicate censored values.

Within Limit

Prediction Limit

Intrawell Non-parametric

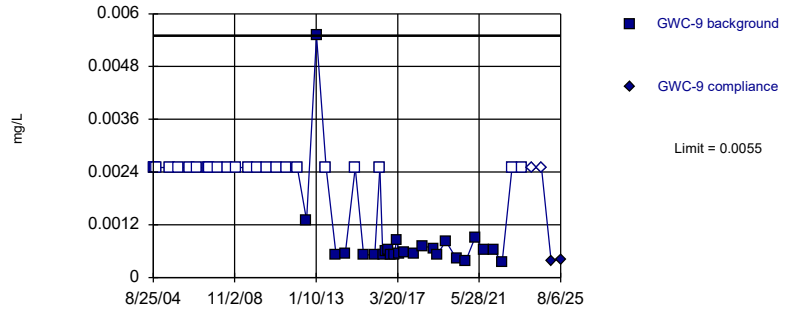

Non-parametric test used in lieu of parametric prediction limit because the Shapiro Wilk normality test showed the data to be non-normal at the 0.01 alpha level. Limit is highest of 49 background values. 48.98% NDs. Well-constituent pair annual alpha = 0.001586. Individual comparison alpha = 0.0007934 (1 of 2).

Constituent: Cobalt Analysis Run 9/17/2025 5:10 PM View: Appendix I - Intrawell

Plant McIntosh Client: Southern Company Data: McIntosh LF 4

Sanitas™ v.10.0.27g Sanitas software utilized by Groundwater Stats Consulting. UG
Hollow symbols indicate censored values.

Within Limit

Prediction Limit

Intrawell Non-parametric

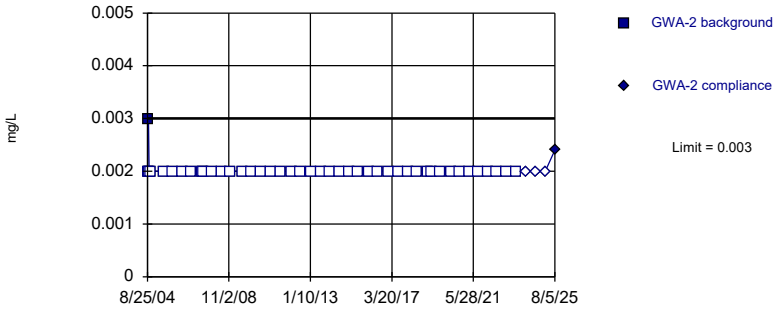

Non-parametric test used in lieu of parametric prediction limit because censored data exceeded 50%. Limit is highest of 43 background values. 97.67% NDs. Well-constituent pair annual alpha = 0.002073. Individual comparison alpha = 0.001037 (1 of 2).

Constituent: Copper Analysis Run 9/17/2025 5:10 PM View: Appendix I - Intrawell
Plant McIntosh Client: Southern Company Data: McIntosh LF 4

Sanitas™ v.10.0.27g Sanitas software utilized by Groundwater Stats Consulting. UG
Hollow symbols indicate censored values.

Within Limit

Prediction Limit

Intrawell Non-parametric

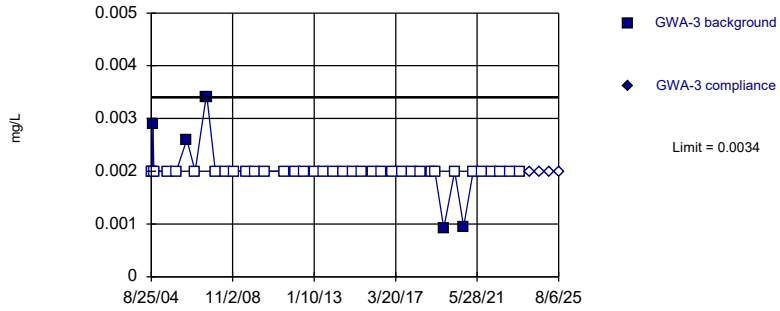

Non-parametric test used in lieu of parametric prediction limit because censored data exceeded 50%. Limit is highest of 42 background values. 85.71% NDs. Well-constituent pair annual alpha = 0.002154. Individual comparison alpha = 0.001077 (1 of 2).

Constituent: Copper Analysis Run 9/17/2025 5:10 PM View: Appendix I - Intrawell
Plant McIntosh Client: Southern Company Data: McIntosh LF 4

Sanitas™ v.10.0.27g Sanitas software utilized by Groundwater Stats Consulting. UG
Hollow symbols indicate censored values.

Within Limit

Prediction Limit

Intrawell Non-parametric

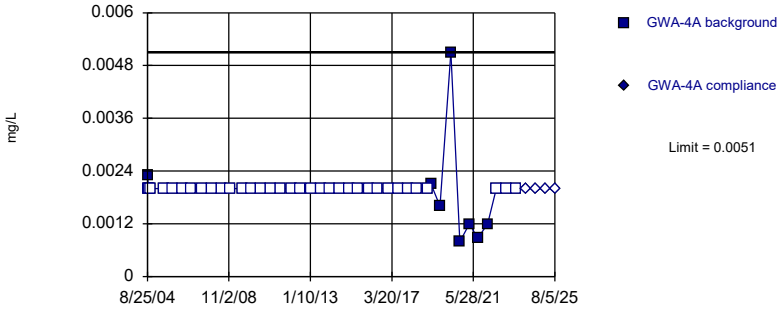

Non-parametric test used in lieu of parametric prediction limit because censored data exceeded 50%. Limit is highest of 42 background values. 80.95% NDs. Well-constituent pair annual alpha = 0.002154. Individual comparison alpha = 0.001077 (1 of 2).

Constituent: Copper Analysis Run 9/17/2025 5:10 PM View: Appendix I - Intrawell
Plant McIntosh Client: Southern Company Data: McIntosh LF 4

Sanitas™ v.10.0.27g Sanitas software utilized by Groundwater Stats Consulting. UG
Hollow symbols indicate censored values.

Within Limit

Prediction Limit

Intrawell Non-parametric

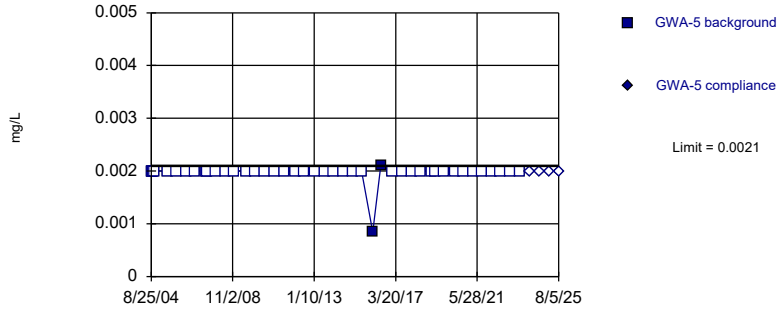

Non-parametric test used in lieu of parametric prediction limit because censored data exceeded 50%. Limit is highest of 43 background values. 95.35% NDs. Well-constituent pair annual alpha = 0.002073. Individual comparison alpha = 0.001037 (1 of 2).

Constituent: Copper Analysis Run 9/17/2025 5:10 PM View: Appendix I - Intrawell
Plant McIntosh Client: Southern Company Data: McIntosh LF 4

Sanitas™ v.10.0.27g Sanitas software utilized by Groundwater Stats Consulting. UG
Hollow symbols indicate censored values.

Within Limit

Prediction Limit

Intrawell Non-parametric

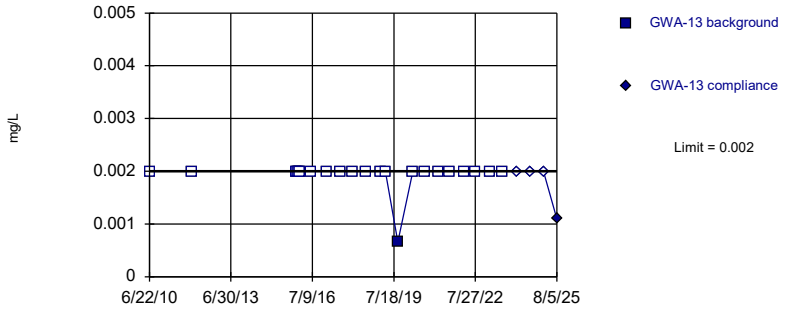

Non-parametric test used in lieu of parametric prediction limit because censored data exceeded 50%. Limit is highest of 23 background values. 95.65% NDs. Well-constituent pair annual alpha = 0.006819. Individual comparison alpha = 0.003415 (1 of 2).

Constituent: Copper Analysis Run 9/17/2025 5:10 PM View: Appendix I - Intrawell
Plant McIntosh Client: Southern Company Data: McIntosh LF 4

Sanitas™ v.10.0.27g Sanitas software utilized by Groundwater Stats Consulting. UG
Hollow symbols indicate censored values.

Within Limit

Prediction Limit

Intrawell Non-parametric

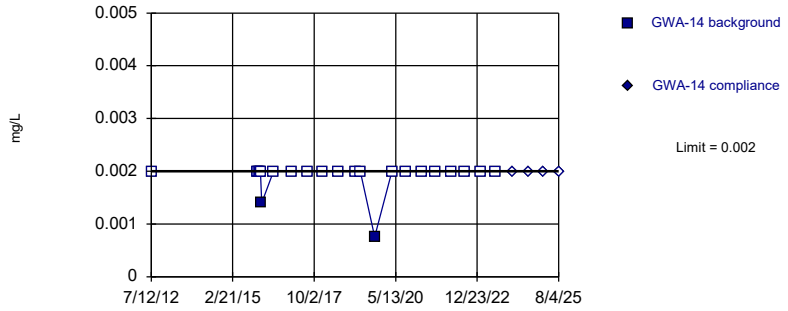

Non-parametric test used in lieu of parametric prediction limit because censored data exceeded 50%. Limit is highest of 22 background values. 90.91% NDs. Well-constituent pair annual alpha = 0.007401. Individual comparison alpha = 0.003707 (1 of 2).

Constituent: Copper Analysis Run 9/17/2025 5:10 PM View: Appendix I - Intrawell
Plant McIntosh Client: Southern Company Data: McIntosh LF 4

Sanitas™ v.10.0.27g Sanitas software utilized by Groundwater Stats Consulting. UG
Hollow symbols indicate censored values.

Within Limit

Prediction Limit

Intrawell Non-parametric

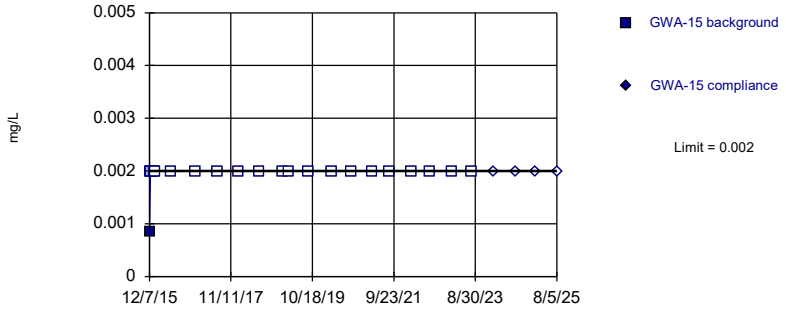

Non-parametric test used in lieu of parametric prediction limit because censored data exceeded 50%. Limit is highest of 21 background values. 95.24% NDs. Well-constituent pair annual alpha = 0.007982. Individual comparison alpha = 0.003999 (1 of 2).

Constituent: Copper Analysis Run 9/17/2025 5:10 PM View: Appendix I - Intrawell
Plant McIntosh Client: Southern Company Data: McIntosh LF 4

Sanitas™ v.10.0.27g Sanitas software utilized by Groundwater Stats Consulting. UG
Hollow symbols indicate censored values.

Within Limit

Prediction Limit

Intrawell Non-parametric

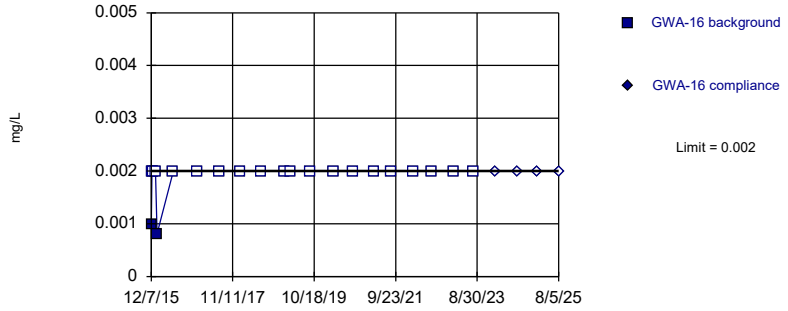

Non-parametric test used in lieu of parametric prediction limit because censored data exceeded 50%. Limit is highest of 21 background values. 90.48% NDs. Well-constituent pair annual alpha = 0.007982. Individual comparison alpha = 0.003999 (1 of 2).

Constituent: Copper Analysis Run 9/17/2025 5:10 PM View: Appendix I - Intrawell
Plant McIntosh Client: Southern Company Data: McIntosh LF 4

Sanitas™ v.10.0.27g Sanitas software utilized by Groundwater Stats Consulting. UG
Hollow symbols indicate censored values.

Within Limit

Prediction Limit

Intrawell Non-parametric

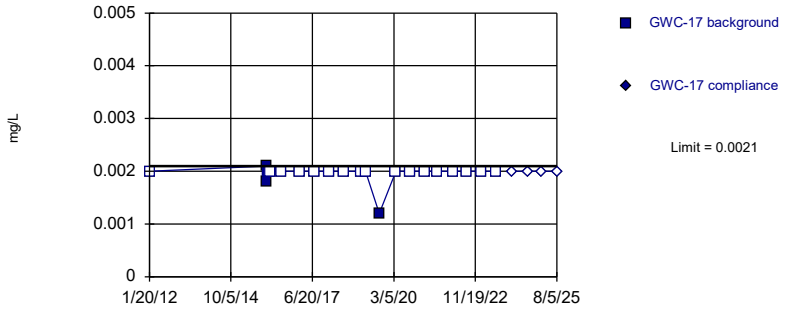

Non-parametric test used in lieu of parametric prediction limit because censored data exceeded 50%. Limit is highest of 22 background values. 86.36% NDs. Well-constituent pair annual alpha = 0.007401. Individual comparison alpha = 0.003707 (1 of 2).

Constituent: Copper Analysis Run 9/17/2025 5:10 PM View: Appendix I - Intrawell
Plant McIntosh Client: Southern Company Data: McIntosh LF 4

Sanitas™ v.10.0.27g Sanitas software utilized by Groundwater Stats Consulting. UG
Hollow symbols indicate censored values.

Within Limit

Prediction Limit

Intrawell Non-parametric

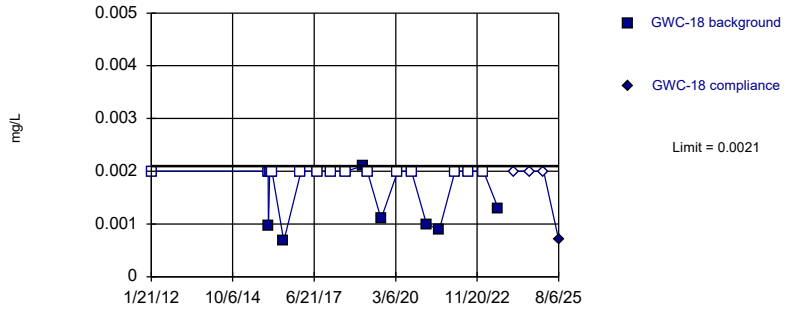

Non-parametric test used in lieu of parametric prediction limit because censored data exceeded 50%. Limit is highest of 22 background values. 68.18% NDs. Well-constituent pair annual alpha = 0.007401. Individual comparison alpha = 0.003707 (1 of 2).

Constituent: Copper Analysis Run 9/17/2025 5:10 PM View: Appendix I - Intrawell
Plant McIntosh Client: Southern Company Data: McIntosh LF 4

Sanitas™ v.10.0.27g Sanitas software utilized by Groundwater Stats Consulting. UG
Hollow symbols indicate censored values.

Within Limit

Prediction Limit

Intrawell Non-parametric

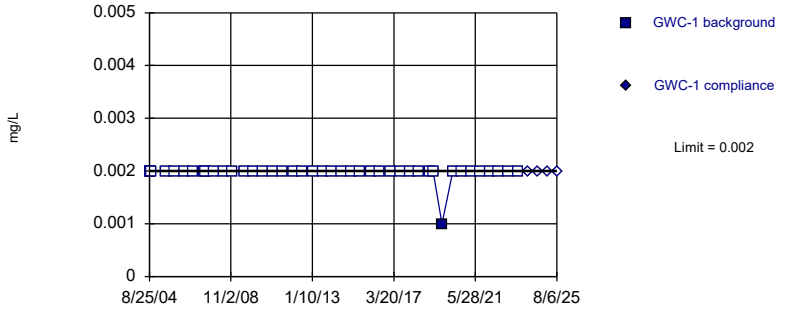

Non-parametric test used in lieu of parametric prediction limit because censored data exceeded 50%. Limit is highest of 42 background values. 97.62% NDs. Well-constituent pair annual alpha = 0.002154. Individual comparison alpha = 0.001077 (1 of 2).

Constituent: Copper Analysis Run 9/17/2025 5:10 PM View: Appendix I - Intrawell
Plant McIntosh Client: Southern Company Data: McIntosh LF 4

Sanitas™ v.10.0.27g Sanitas software utilized by Groundwater Stats Consulting. UG
Hollow symbols indicate censored values.

Within Limit

Prediction Limit

Intrawell Non-parametric

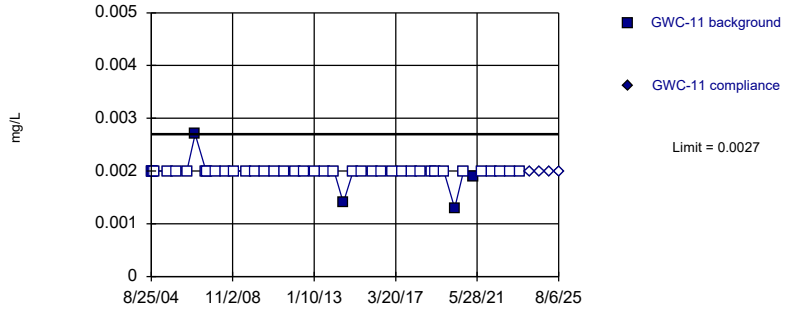

Non-parametric test used in lieu of parametric prediction limit because censored data exceeded 50%. Limit is highest of 43 background values. 90.7% NDs. Well-constituent pair annual alpha = 0.002073. Individual comparison alpha = 0.001037 (1 of 2).

Constituent: Copper Analysis Run 9/17/2025 5:10 PM View: Appendix I - Intrawell
Plant McIntosh Client: Southern Company Data: McIntosh LF 4

Sanitas™ v.10.0.27g Sanitas software utilized by Groundwater Stats Consulting. UG
Hollow symbols indicate censored values.

Within Limit

Prediction Limit

Intrawell Non-parametric

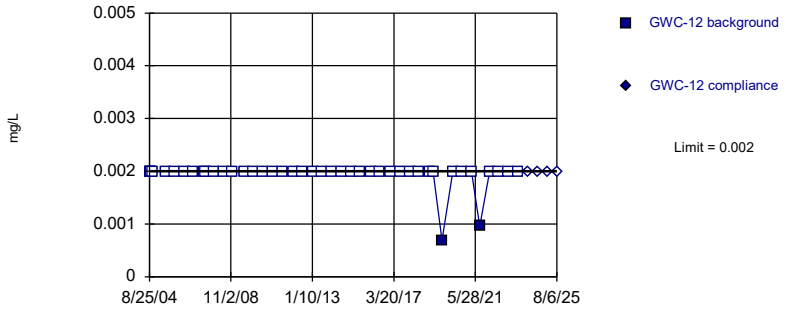

Non-parametric test used in lieu of parametric prediction limit because censored data exceeded 50%. Limit is highest of 43 background values. 95.35% NDs. Well-constituent pair annual alpha = 0.002073. Individual comparison alpha = 0.001037 (1 of 2).

Constituent: Copper Analysis Run 9/17/2025 5:10 PM View: Appendix I - Intrawell
Plant McIntosh Client: Southern Company Data: McIntosh LF 4

Sanitas™ v.10.0.27g Sanitas software utilized by Groundwater Stats Consulting. UG
Hollow symbols indicate censored values.

Within Limit

Prediction Limit

Intrawell Non-parametric

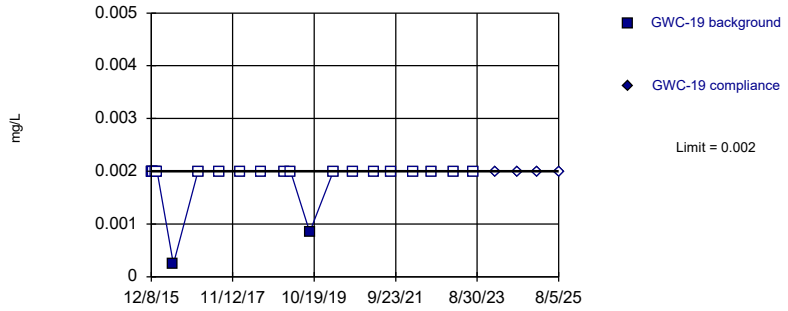

Non-parametric test used in lieu of parametric prediction limit because censored data exceeded 50%. Limit is highest of 21 background values. 90.48% NDs. Well-constituent pair annual alpha = 0.007982. Individual comparison alpha = 0.003999 (1 of 2).

Constituent: Copper Analysis Run 9/17/2025 5:10 PM View: Appendix I - Intrawell
Plant McIntosh Client: Southern Company Data: McIntosh LF 4

Sanitas™ v.10.0.27g Sanitas software utilized by Groundwater Stats Consulting. UG
Hollow symbols indicate censored values.

Within Limit

Prediction Limit

Intrawell Non-parametric

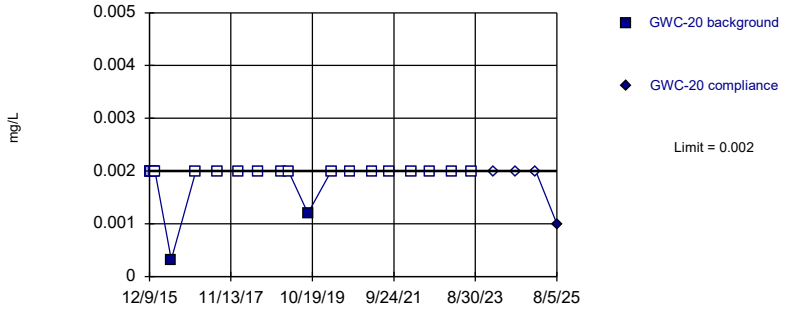

Non-parametric test used in lieu of parametric prediction limit because censored data exceeded 50%. Limit is highest of 21 background values. 90.48% NDs. Well-constituent pair annual alpha = 0.007982. Individual comparison alpha = 0.003999 (1 of 2).

Constituent: Copper Analysis Run 9/17/2025 5:10 PM View: Appendix I - Intrawell
Plant McIntosh Client: Southern Company Data: McIntosh LF 4

Sanitas™ v.10.0.27g Sanitas software utilized by Groundwater Stats Consulting. UG
Hollow symbols indicate censored values.

Within Limit

Prediction Limit

Intrawell Non-parametric

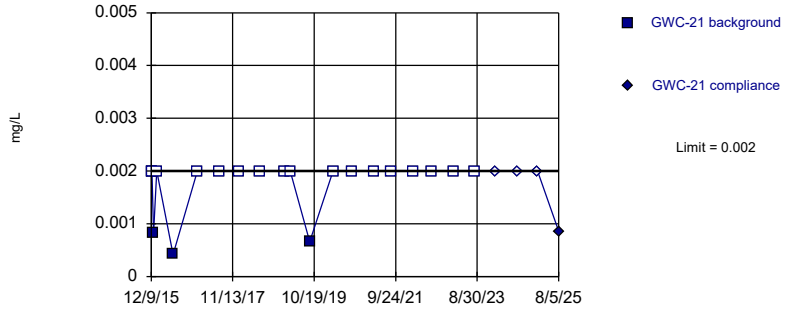

Non-parametric test used in lieu of parametric prediction limit because censored data exceeded 50%. Limit is highest of 20 background values. 85% NDs. Well-constituent pair annual alpha = 0.008564. Individual comparison alpha = 0.004291 (1 of 2).

Constituent: Copper Analysis Run 9/17/2025 5:10 PM View: Appendix I - Intrawell
Plant McIntosh Client: Southern Company Data: McIntosh LF 4

Sanitas™ v.10.0.27g Sanitas software utilized by Groundwater Stats Consulting. UG
Hollow symbols indicate censored values.

Within Limit

Prediction Limit

Intrawell Non-parametric

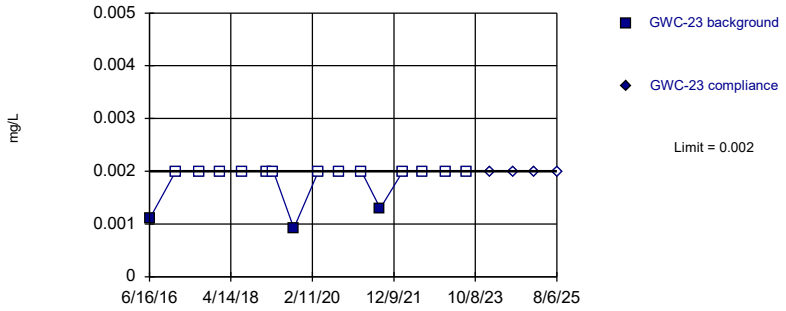

Non-parametric test used in lieu of parametric prediction limit because censored data exceeded 50%. Limit is highest of 16 background values. 81.25% NDs. Well-constituent pair annual alpha = 0.01287. Individual comparison alpha = 0.006456 (1 of 2).

Constituent: Copper Analysis Run 9/17/2025 5:10 PM View: Appendix I - Intrawell
Plant McIntosh Client: Southern Company Data: McIntosh LF 4

Sanitas™ v.10.0.27g Sanitas software utilized by Groundwater Stats Consulting. UG
Hollow symbols indicate censored values.

Within Limit

Prediction Limit

Intrawell Non-parametric

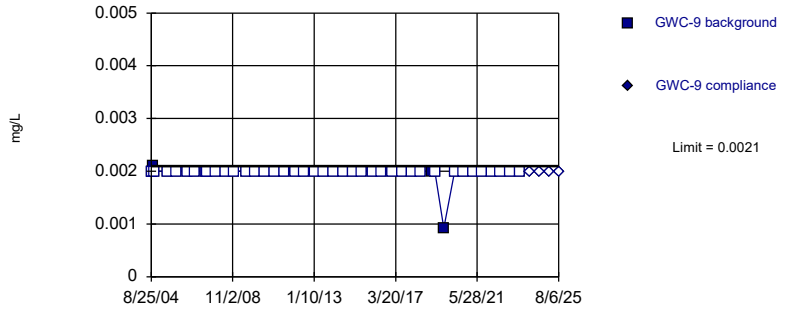

Non-parametric test used in lieu of parametric prediction limit because censored data exceeded 50%. Limit is highest of 43 background values. 93.02% NDs. Well-constituent pair annual alpha = 0.002073. Individual comparison alpha = 0.001037 (1 of 2).

Constituent: Copper Analysis Run 9/17/2025 5:10 PM View: Appendix I - Intrawell
Plant McIntosh Client: Southern Company Data: McIntosh LF 4

Sanitas™ v.10.0.27g Sanitas software utilized by Groundwater Stats Consulting. UG
Hollow symbols indicate censored values.

Within Limit

Prediction Limit

Intrawell Non-parametric

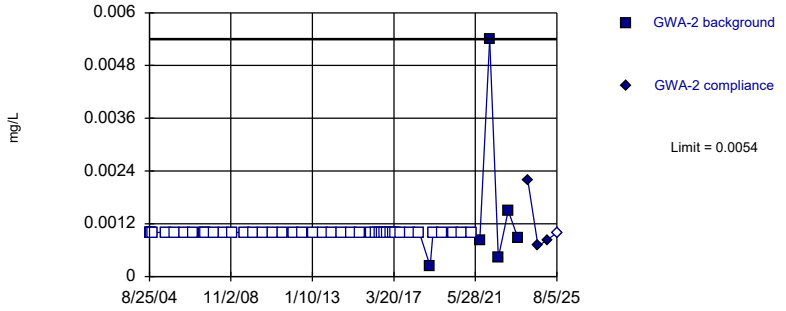

Non-parametric test used in lieu of parametric prediction limit because censored data exceeded 50%. Limit is highest of 49 background values. 87.76% NDs. Well-constituent pair annual alpha = 0.001586. Individual comparison alpha = 0.0007934 (1 of 2).

Constituent: Lead Analysis Run 9/17/2025 5:10 PM View: Appendix I - Intrawell
Plant McIntosh Client: Southern Company Data: McIntosh LF 4

Sanitas™ v.10.0.27g Sanitas software utilized by Groundwater Stats Consulting. UG
Hollow symbols indicate censored values.

Within Limit

Prediction Limit

Intrawell Non-parametric

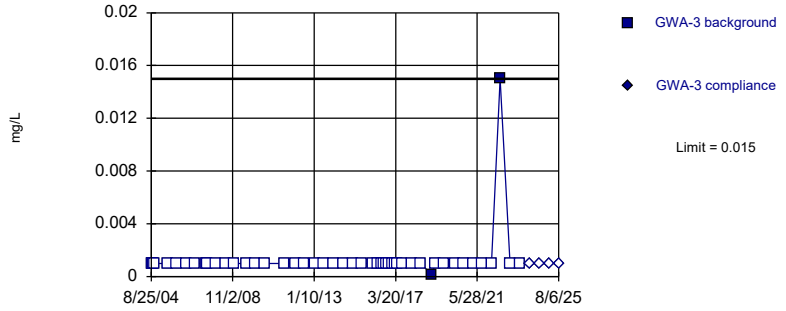

Non-parametric test used in lieu of parametric prediction limit because censored data exceeded 50%. Limit is highest of 48 background values. 95.83% NDs. Well-constituent pair annual alpha = 0.001667. Individual comparison alpha = 0.0008339 (1 of 2).

Constituent: Lead Analysis Run 9/17/2025 5:10 PM View: Appendix I - Intrawell
Plant McIntosh Client: Southern Company Data: McIntosh LF 4

Sanitas™ v.10.0.27g Sanitas software utilized by Groundwater Stats Consulting. UG
Hollow symbols indicate censored values.

Within Limit

Prediction Limit

Intrawell Non-parametric

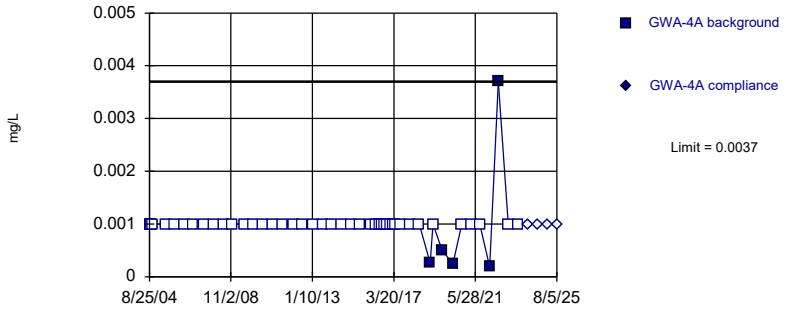

Non-parametric test used in lieu of parametric prediction limit because censored data exceeded 50%. Limit is highest of 48 background values. 89.58% NDs. Well-constituent pair annual alpha = 0.001667. Individual comparison alpha = 0.0008339 (1 of 2).

Constituent: Lead Analysis Run 9/17/2025 5:10 PM View: Appendix I - Intrawell
Plant McIntosh Client: Southern Company Data: McIntosh LF 4

Sanitas™ v.10.0.27g Sanitas software utilized by Groundwater Stats Consulting. UG
Hollow symbols indicate censored values.

Within Limit

Prediction Limit

Intrawell Non-parametric

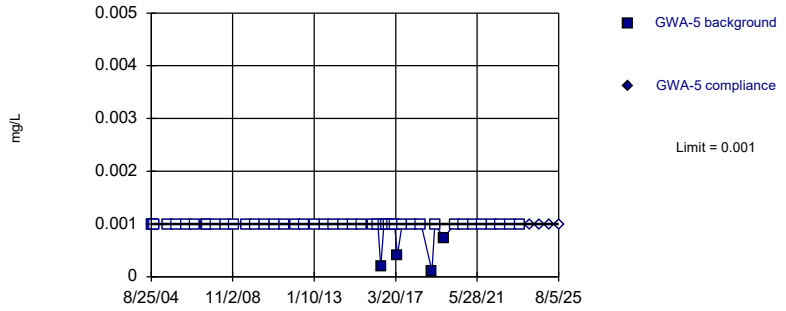

Non-parametric test used in lieu of parametric prediction limit because censored data exceeded 50%. Limit is highest of 49 background values. 91.84% NDs. Well-constituent pair annual alpha = 0.001586. Individual comparison alpha = 0.0007934 (1 of 2).

Constituent: Lead Analysis Run 9/17/2025 5:10 PM View: Appendix I - Intrawell
Plant McIntosh Client: Southern Company Data: McIntosh LF 4

Sanitas™ v.10.0.27g Sanitas software utilized by Groundwater Stats Consulting. UG
Hollow symbols indicate censored values.

Within Limit

Prediction Limit

Intrawell Non-parametric

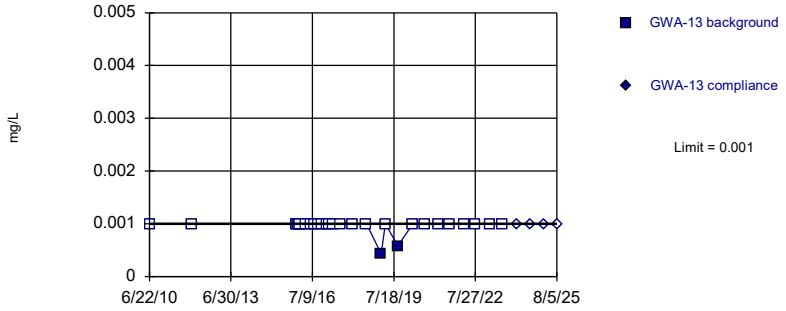

Non-parametric test used in lieu of parametric prediction limit because censored data exceeded 50%. Limit is highest of 29 background values. 93.1% NDs. Well-constituent pair annual alpha = 0.00434. Individual comparison alpha = 0.002172 (1 of 2).

Constituent: Lead Analysis Run 9/17/2025 5:10 PM View: Appendix I - Intrawell
Plant McIntosh Client: Southern Company Data: McIntosh LF 4

Sanitas™ v.10.0.27g Sanitas software utilized by Groundwater Stats Consulting. UG
Hollow symbols indicate censored values.

Within Limit

Prediction Limit

Intrawell Non-parametric

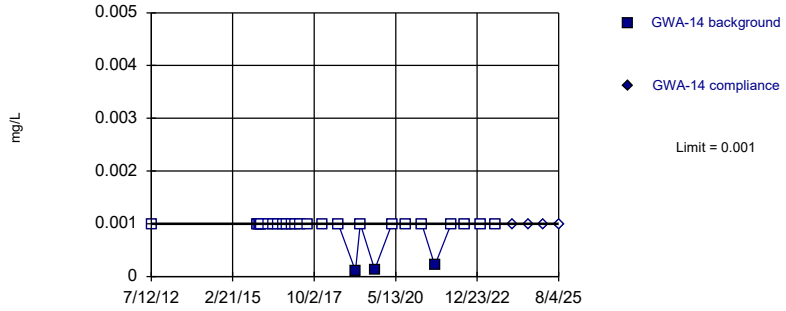

Non-parametric test used in lieu of parametric prediction limit because censored data exceeded 50%. Limit is highest of 28 background values. 89.29% NDs. Well-constituent pair annual alpha = 0.004669. Individual comparison alpha = 0.002337 (1 of 2).

Constituent: Lead Analysis Run 9/17/2025 5:10 PM View: Appendix I - Intrawell
Plant McIntosh Client: Southern Company Data: McIntosh LF 4

Sanitas™ v.10.0.27g Sanitas software utilized by Groundwater Stats Consulting. UG
Hollow symbols indicate censored values.

Within Limit

Prediction Limit

Intrawell Non-parametric

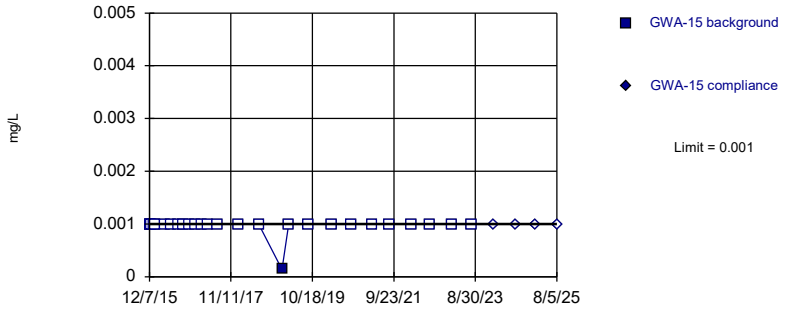

Non-parametric test used in lieu of parametric prediction limit because censored data exceeded 50%. Limit is highest of 27 background values. 96.3% NDs. Well-constituent pair annual alpha = 0.004998. Individual comparison alpha = 0.002502 (1 of 2).

Constituent: Lead Analysis Run 9/17/2025 5:10 PM View: Appendix I - Intrawell
Plant McIntosh Client: Southern Company Data: McIntosh LF 4

Sanitas™ v.10.0.27g Sanitas software utilized by Groundwater Stats Consulting. UG
Hollow symbols indicate censored values.

Within Limit

Prediction Limit

Intrawell Non-parametric

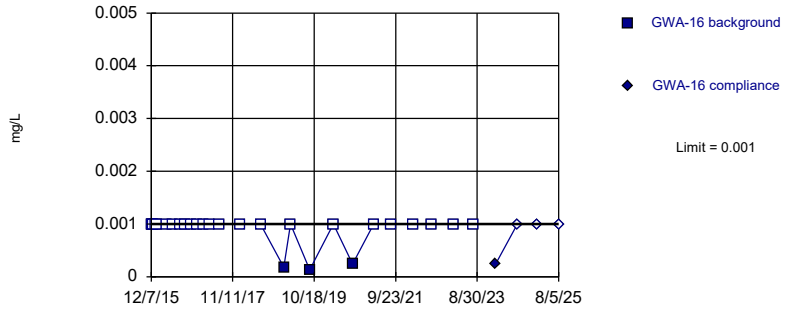

Non-parametric test used in lieu of parametric prediction limit because censored data exceeded 50%. Limit is highest of 27 background values. 88.89% NDs. Well-constituent pair annual alpha = 0.004998. Individual comparison alpha = 0.002502 (1 of 2).

Constituent: Lead Analysis Run 9/17/2025 5:10 PM View: Appendix I - Intrawell
Plant McIntosh Client: Southern Company Data: McIntosh LF 4

Sanitas™ v.10.0.27g Sanitas software utilized by Groundwater Stats Consulting. UG
Hollow symbols indicate censored values.

Within Limit

Prediction Limit

Intrawell Non-parametric

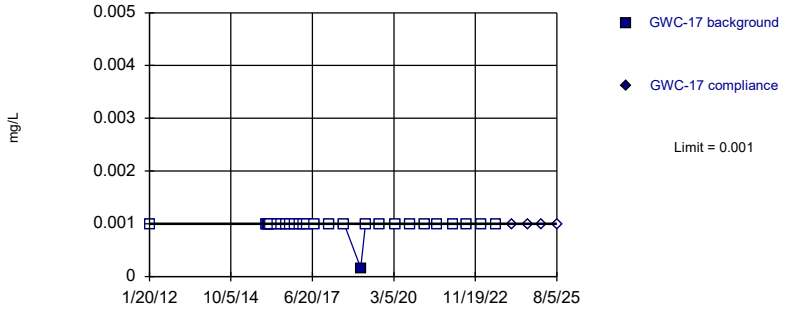

Non-parametric test used in lieu of parametric prediction limit because censored data exceeded 50%. Limit is highest of 28 background values. 96.43% NDs. Well-constituent pair annual alpha = 0.004669. Individual comparison alpha = 0.002337 (1 of 2).

Constituent: Lead Analysis Run 9/17/2025 5:10 PM View: Appendix I - Intrawell
Plant McIntosh Client: Southern Company Data: McIntosh LF 4

Sanitas™ v.10.0.27g Sanitas software utilized by Groundwater Stats Consulting. UG
Hollow symbols indicate censored values.

Within Limit

Prediction Limit

Intrawell Non-parametric

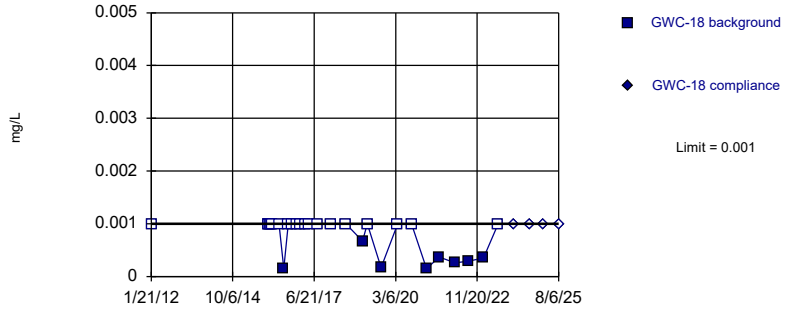

Non-parametric test used in lieu of parametric prediction limit because censored data exceeded 50%. Limit is highest of 28 background values. 71.43% NDs. Well-constituent pair annual alpha = 0.004669. Individual comparison alpha = 0.002337 (1 of 2).

Constituent: Lead Analysis Run 9/17/2025 5:10 PM View: Appendix I - Intrawell
Plant McIntosh Client: Southern Company Data: McIntosh LF 4

Sanitas™ v.10.0.27g Sanitas software utilized by Groundwater Stats Consulting. UG
Hollow symbols indicate censored values.

Within Limit

Prediction Limit

Intrawell Non-parametric

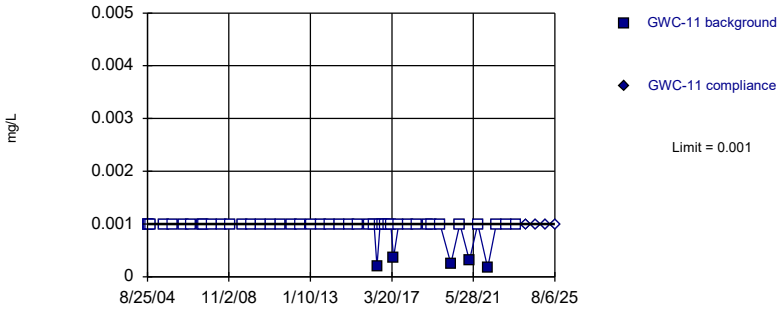

Non-parametric test used in lieu of parametric prediction limit because censored data exceeded 50%. Limit is highest of 49 background values. 89.8% NDs. Well-constituent pair annual alpha = 0.001586. Individual comparison alpha = 0.0007934 (1 of 2).

Constituent: Lead Analysis Run 9/17/2025 5:10 PM View: Appendix I - Intrawell
Plant McIntosh Client: Southern Company Data: McIntosh LF 4

Sanitas™ v.10.0.27g Sanitas software utilized by Groundwater Stats Consulting. UG
Hollow symbols indicate censored values.

Within Limit

Prediction Limit

Intrawell Non-parametric

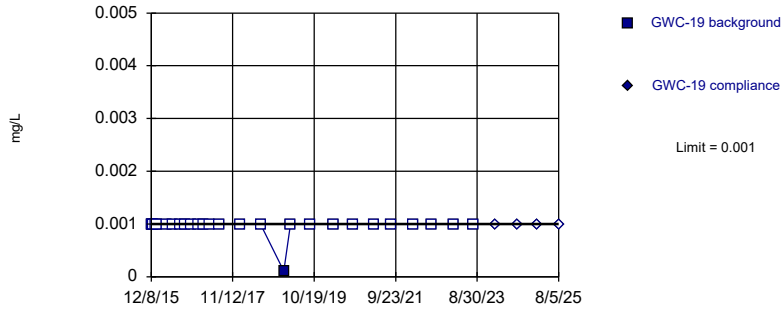

Non-parametric test used in lieu of parametric prediction limit because censored data exceeded 50%. Limit is highest of 27 background values. 96.3% NDs. Well-constituent pair annual alpha = 0.004998. Individual comparison alpha = 0.002502 (1 of 2).

Constituent: Lead Analysis Run 9/17/2025 5:10 PM View: Appendix I - Intrawell
Plant McIntosh Client: Southern Company Data: McIntosh LF 4

Sanitas™ v.10.0.27g Sanitas software utilized by Groundwater Stats Consulting. UG
Hollow symbols indicate censored values.

Within Limit

Prediction Limit

Intrawell Non-parametric

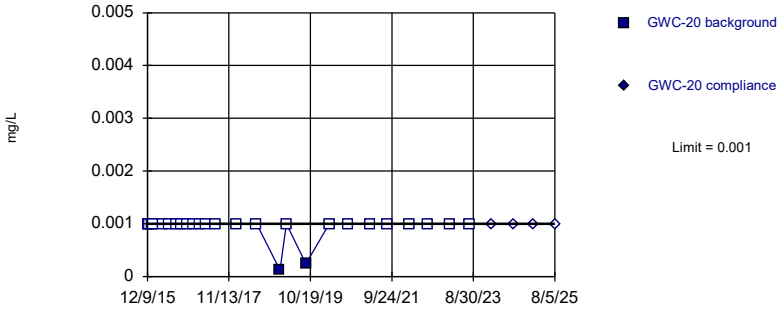

Non-parametric test used in lieu of parametric prediction limit because censored data exceeded 50%. Limit is highest of 27 background values. 92.59% NDs. Well-constituent pair annual alpha = 0.004998. Individual comparison alpha = 0.002502 (1 of 2).

Constituent: Lead Analysis Run 9/17/2025 5:10 PM View: Appendix I - Intrawell
Plant McIntosh Client: Southern Company Data: McIntosh LF 4

Sanitas™ v.10.0.27g Sanitas software utilized by Groundwater Stats Consulting. UG
Hollow symbols indicate censored values.

Within Limit

Prediction Limit

Intrawell Non-parametric

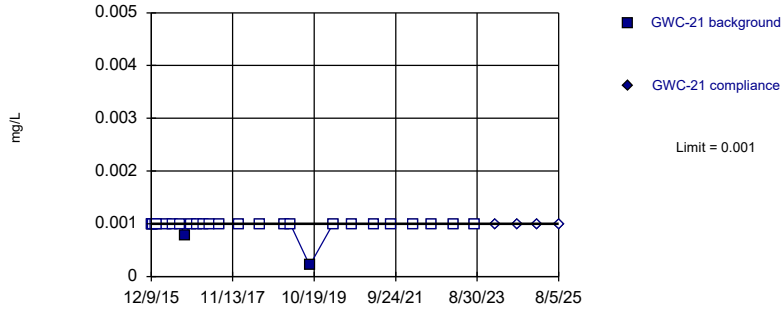

Non-parametric test used in lieu of parametric prediction limit because censored data exceeded 50%. Limit is highest of 27 background values. 92.59% NDs. Well-constituent pair annual alpha = 0.004998. Individual comparison alpha = 0.002502 (1 of 2).

Constituent: Lead Analysis Run 9/17/2025 5:11 PM View: Appendix I - Intrawell
Plant McIntosh Client: Southern Company Data: McIntosh LF 4

Sanitas™ v.10.0.27g Sanitas software utilized by Groundwater Stats Consulting. UG
Hollow symbols indicate censored values.

Within Limit

Prediction Limit

Intrawell Non-parametric

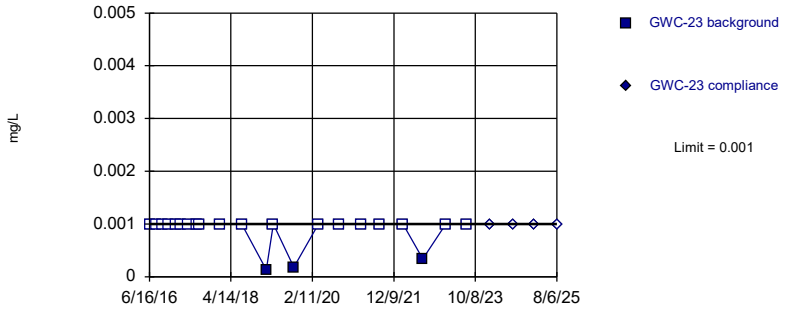

Non-parametric test used in lieu of parametric prediction limit because censored data exceeded 50%. Limit is highest of 22 background values. 86.36% NDs. Well-constituent pair annual alpha = 0.007401. Individual comparison alpha = 0.003707 (1 of 2).

Constituent: Lead Analysis Run 9/17/2025 5:11 PM View: Appendix I - Intrawell
Plant McIntosh Client: Southern Company Data: McIntosh LF 4

Sanitas™ v.10.0.27g Sanitas software utilized by Groundwater Stats Consulting. UG
Hollow symbols indicate censored values.

Within Limit

Prediction Limit

Intrawell Non-parametric

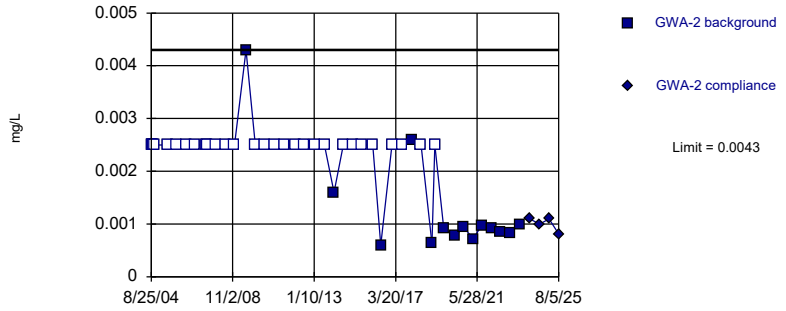

Non-parametric test used in lieu of parametric prediction limit because censored data exceeded 50%. Limit is highest of 43 background values. 67.44% NDs. Well-constituent pair annual alpha = 0.002073. Individual comparison alpha = 0.001037 (1 of 2).

Constituent: Nickel Analysis Run 9/17/2025 5:11 PM View: Appendix I - Intrawell
Plant McIntosh Client: Southern Company Data: McIntosh LF 4

Sanitas™ v.10.0.27g Sanitas software utilized by Groundwater Stats Consulting. UG
Hollow symbols indicate censored values.

Within Limit

Prediction Limit

Intrawell Non-parametric

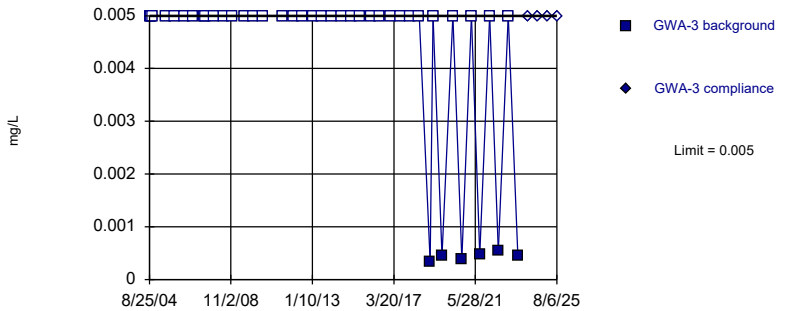

Non-parametric test used in lieu of parametric prediction limit because censored data exceeded 50%. Limit is highest of 41 background values. 85.37% NDs. Well-constituent pair annual alpha = 0.002235. Individual comparison alpha = 0.001118 (1 of 2).

Constituent: Nickel Analysis Run 9/17/2025 5:11 PM View: Appendix I - Intrawell
Plant McIntosh Client: Southern Company Data: McIntosh LF 4

Sanitas™ v.10.0.27g Sanitas software utilized by Groundwater Stats Consulting. UG
Hollow symbols indicate censored values.

Within Limit

Prediction Limit

Intrawell Non-parametric

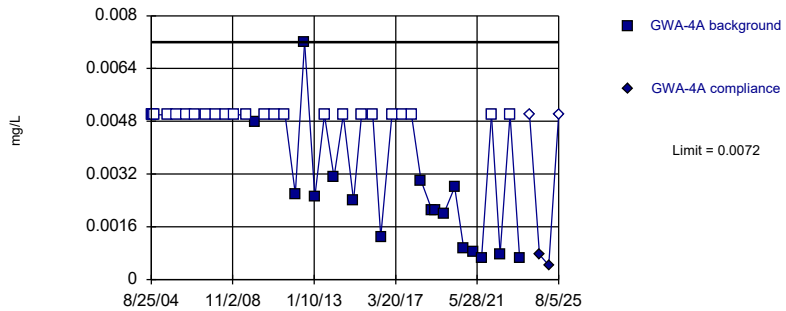

Non-parametric test used in lieu of parametric prediction limit because censored data exceeded 50%. Limit is highest of 42 background values. 59.52% NDs. Well-constituent pair annual alpha = 0.002154. Individual comparison alpha = 0.001077 (1 of 2).

Constituent: Nickel Analysis Run 9/17/2025 5:11 PM View: Appendix I - Intrawell
Plant McIntosh Client: Southern Company Data: McIntosh LF 4

Sanitas™ v.10.0.27g Sanitas software utilized by Groundwater Stats Consulting. UG
Hollow symbols indicate censored values.

Within Limit

Prediction Limit

Intrawell Non-parametric

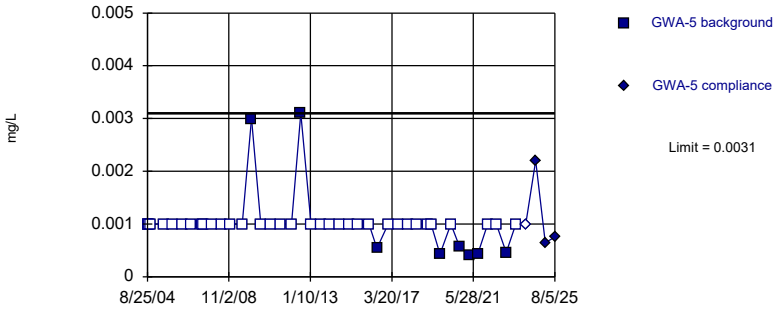

Non-parametric test used in lieu of parametric prediction limit because censored data exceeded 50%. Limit is highest of 43 background values. 81.4% NDs. Well-constituent pair annual alpha = 0.002073. Individual comparison alpha = 0.001037 (1 of 2).

Constituent: Nickel Analysis Run 9/17/2025 5:11 PM View: Appendix I - Intrawell
Plant McIntosh Client: Southern Company Data: McIntosh LF 4

Sanitas™ v.10.0.27g Sanitas software utilized by Groundwater Stats Consulting. UG
Hollow symbols indicate censored values.

Within Limit

Prediction Limit

Intrawell Non-parametric

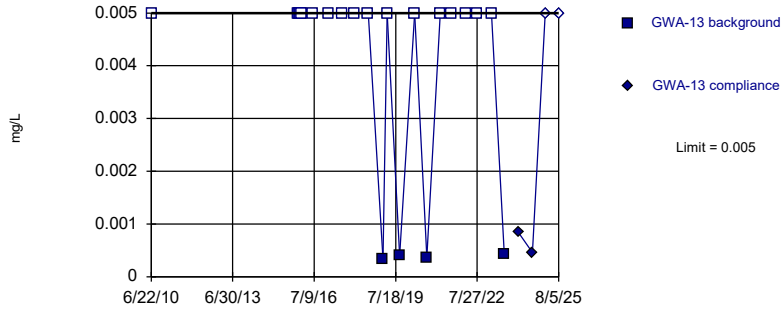

Non-parametric test used in lieu of parametric prediction limit because censored data exceeded 50%. Limit is highest of 22 background values. 81.82% NDs. Well-constituent pair annual alpha = 0.007401. Individual comparison alpha = 0.003707 (1 of 2).

Constituent: Nickel Analysis Run 9/17/2025 5:11 PM View: Appendix I - Intrawell
Plant McIntosh Client: Southern Company Data: McIntosh LF 4

Sanitas™ v.10.0.27g Sanitas software utilized by Groundwater Stats Consulting. UG
Hollow symbols indicate censored values.

Within Limit

Prediction Limit

Intrawell Non-parametric

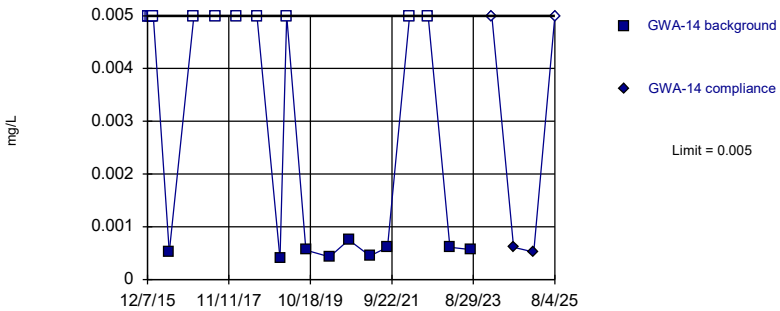

Non-parametric test used in lieu of parametric prediction limit because censored data exceeded 50%. Limit is highest of 21 background values. 57.14% NDs. Well-constituent pair annual alpha = 0.007982. Individual comparison alpha = 0.003999 (1 of 2).

Constituent: Nickel Analysis Run 9/17/2025 5:11 PM View: Appendix I - Intrawell
Plant McIntosh Client: Southern Company Data: McIntosh LF 4

Sanitas™ v.10.0.27g Sanitas software utilized by Groundwater Stats Consulting. UG
Hollow symbols indicate censored values.

Within Limit

Prediction Limit

Intrawell Non-parametric

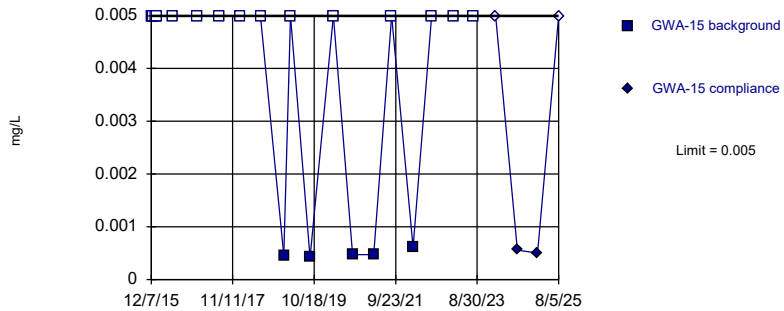

Non-parametric test used in lieu of parametric prediction limit because censored data exceeded 50%. Limit is highest of 21 background values. 76.19% NDs. Well-constituent pair annual alpha = 0.007982. Individual comparison alpha = 0.003999 (1 of 2).

Constituent: Nickel Analysis Run 9/17/2025 5:11 PM View: Appendix I - Intrawell
Plant McIntosh Client: Southern Company Data: McIntosh LF 4

Sanitas™ v.10.0.27g Sanitas software utilized by Groundwater Stats Consulting. UG
Hollow symbols indicate censored values.

Within Limit

Prediction Limit

Intrawell Non-parametric

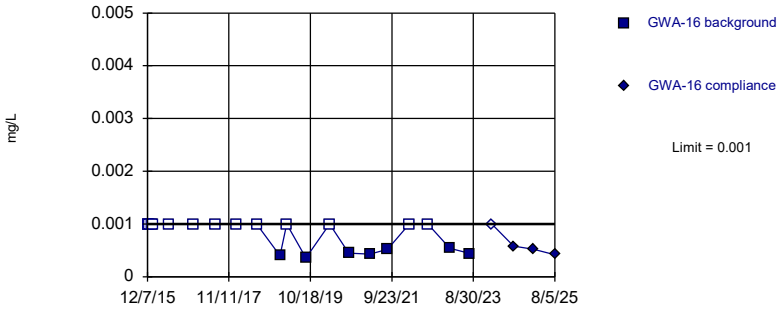

Non-parametric test used in lieu of parametric prediction limit because censored data exceeded 50%. Limit is highest of 21 background values. 66.67% NDs. Well-constituent pair annual alpha = 0.007982. Individual comparison alpha = 0.003999 (1 of 2).

Constituent: Nickel Analysis Run 9/17/2025 5:11 PM View: Appendix I - Intrawell
Plant McIntosh Client: Southern Company Data: McIntosh LF 4

Sanitas™ v.10.0.27g Sanitas software utilized by Groundwater Stats Consulting. UG
Hollow symbols indicate censored values.

Within Limit

Prediction Limit

Intrawell Parametric

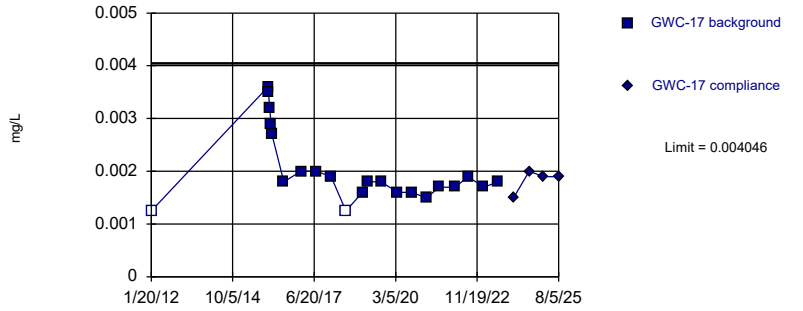

Background Data Summary (based on natural log transformation): Mean=-6.243, Std. Dev.=0.3002, n=22, 9.091% NDs. Normality test: Shapiro Wilk @alpha = 0.01, calculated = 0.8815, critical = 0.878. Kappa = 2.441 (c=15, w=9, 1 of 2, event alpha = 0.05132). Report alpha = 0.0003901.

Constituent: Nickel Analysis Run 9/17/2025 5:11 PM View: Appendix I - Intrawell
Plant McIntosh Client: Southern Company Data: McIntosh LF 4

Sanitas™ v.10.0.27g Sanitas software utilized by Groundwater Stats Consulting. UG
Hollow symbols indicate censored values.

Within Limit

Prediction Limit

Intrawell Non-parametric

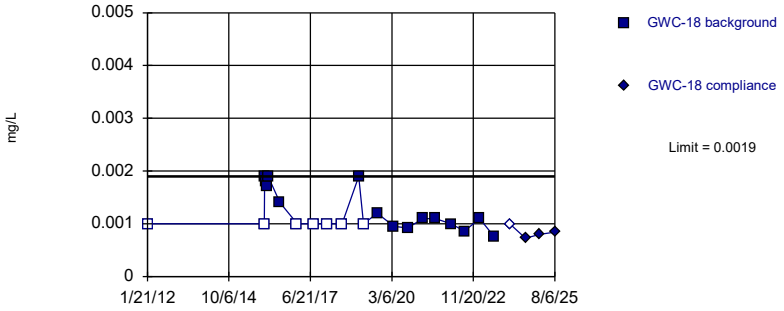

Non-parametric test used in lieu of parametric prediction limit because the Shapiro Wilk normality test showed the data to be non-normal at the 0.01 alpha level. Limit is highest of 22 background values. 31.82% NDs. Well-constituent pair annual alpha = 0.007401. Individual comparison alpha = 0.003707 (1 of 2).

Constituent: Nickel Analysis Run 9/17/2025 5:11 PM View: Appendix I - Intrawell
Plant McIntosh Client: Southern Company Data: McIntosh LF 4

Sanitas™ v.10.0.27g Sanitas software utilized by Groundwater Stats Consulting. UG
Hollow symbols indicate censored values.

Within Limit

Prediction Limit

Intrawell Non-parametric

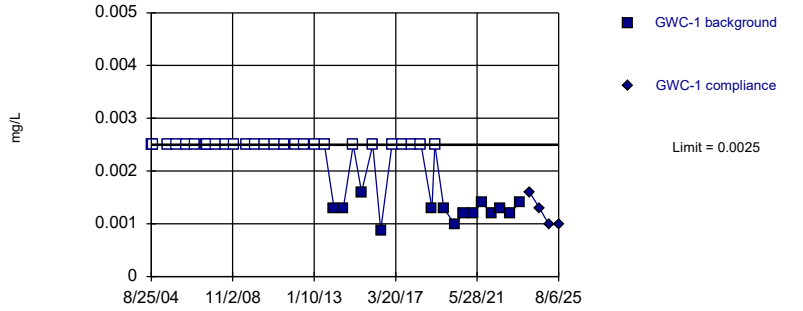

Non-parametric test used in lieu of parametric prediction limit because censored data exceeded 50%. Limit is highest of 42 background values. 66.67% NDs. Well-constituent pair annual alpha = 0.002154. Individual comparison alpha = 0.001077 (1 of 2).

Constituent: Nickel Analysis Run 9/17/2025 5:11 PM View: Appendix I - Intrawell
Plant McIntosh Client: Southern Company Data: McIntosh LF 4

Sanitas™ v.10.0.27g Sanitas software utilized by Groundwater Stats Consulting. UG
Hollow symbols indicate censored values.

Within Limit

Prediction Limit

Intrawell Non-parametric

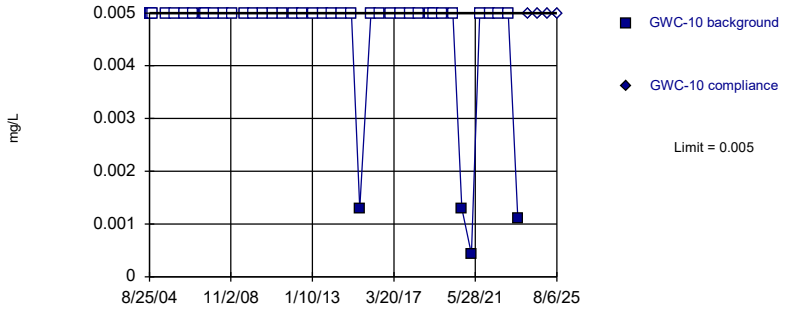

Non-parametric test used in lieu of parametric prediction limit because censored data exceeded 50%. Limit is highest of 43 background values. 90.7% NDs. Well-constituent pair annual alpha = 0.002073. Individual comparison alpha = 0.001037 (1 of 2).

Constituent: Nickel Analysis Run 9/17/2025 5:11 PM View: Appendix I - Intrawell
Plant McIntosh Client: Southern Company Data: McIntosh LF 4

Sanitas™ v.10.0.27g Sanitas software utilized by Groundwater Stats Consulting. UG
Hollow symbols indicate censored values.

Within Limit

Prediction Limit

Intrawell Non-parametric

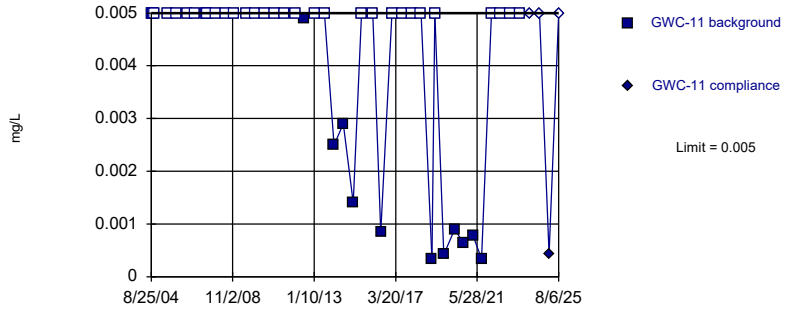

Non-parametric test used in lieu of parametric prediction limit because censored data exceeded 50%. Limit is highest of 43 background values. 74.42% NDs. Well-constituent pair annual alpha = 0.002073. Individual comparison alpha = 0.001037 (1 of 2).

Constituent: Nickel Analysis Run 9/17/2025 5:11 PM View: Appendix I - Intrawell
Plant McIntosh Client: Southern Company Data: McIntosh LF 4

Sanitas™ v.10.0.27g Sanitas software utilized by Groundwater Stats Consulting. UG
Hollow symbols indicate censored values.

Within Limit

Prediction Limit

Intrawell Non-parametric

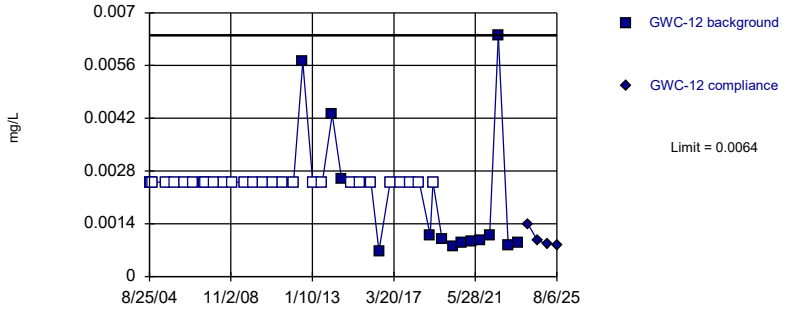

Non-parametric test used in lieu of parametric prediction limit because censored data exceeded 50%. Limit is highest of 43 background values. 67.44% NDs. Well-constituent pair annual alpha = 0.002073. Individual comparison alpha = 0.001037 (1 of 2).

Constituent: Nickel Analysis Run 9/17/2025 5:11 PM View: Appendix I - Intrawell
Plant McIntosh Client: Southern Company Data: McIntosh LF 4

Sanitas™ v.10.0.27g Sanitas software utilized by Groundwater Stats Consulting. UG
Hollow symbols indicate censored values.

Within Limit

Prediction Limit

Intrawell Non-parametric

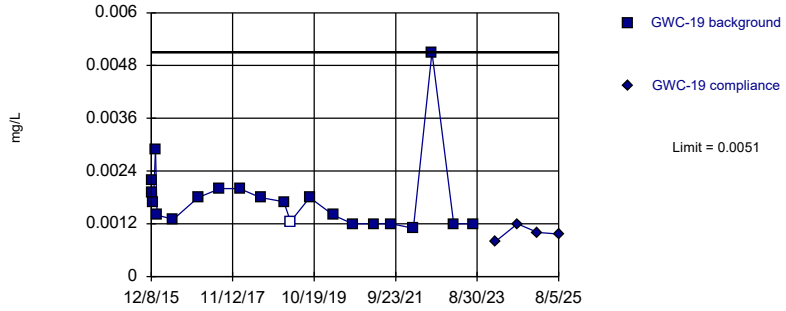

Non-parametric test used in lieu of parametric prediction limit because the Shapiro Wilk normality test showed the data to be non-normal at the 0.01 alpha level. Limit is highest of 21 background values. 4.762% NDs. Well-constituent pair annual alpha = 0.007982. Individual comparison alpha = 0.003999 (1 of 2).

Constituent: Nickel Analysis Run 9/17/2025 5:11 PM View: Appendix I - Intrawell
Plant McIntosh Client: Southern Company Data: McIntosh LF 4

Sanitas™ v.10.0.27g Sanitas software utilized by Groundwater Stats Consulting. UG
Hollow symbols indicate censored values.

Within Limit

Prediction Limit

Intrawell Non-parametric

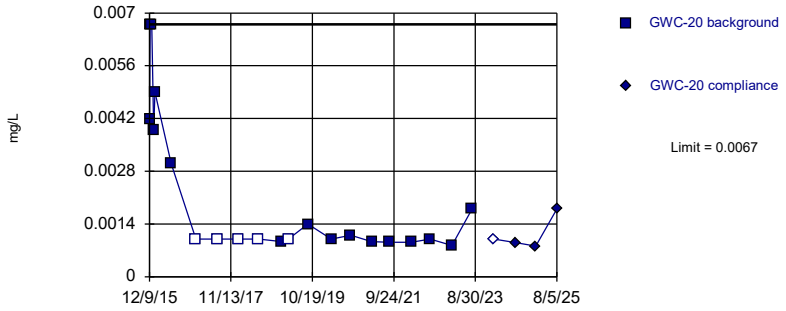

Non-parametric test used in lieu of parametric prediction limit because the Shapiro Wilk normality test showed the data to be non-normal at the 0.01 alpha level. Limit is highest of 21 background values. 23.81% NDs. Well-constituent pair annual alpha = 0.007982. Individual comparison alpha = 0.003999 (1 of 2).

Constituent: Nickel Analysis Run 9/17/2025 5:11 PM View: Appendix I - Intrawell
Plant McIntosh Client: Southern Company Data: McIntosh LF 4

Sanitas™ v.10.0.27g Sanitas software utilized by Groundwater Stats Consulting. UG
Hollow symbols indicate censored values.

Within Limit

Prediction Limit

Intrawell Non-parametric

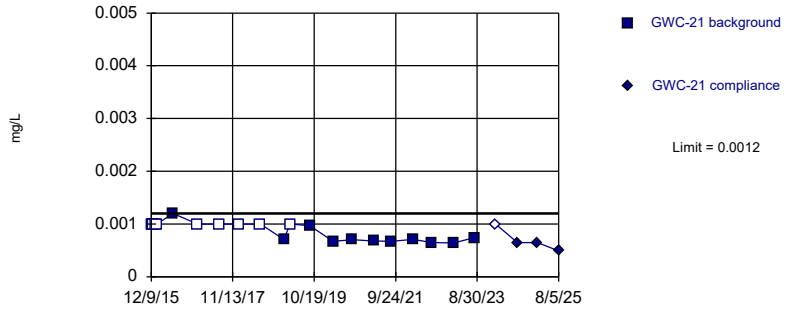

Non-parametric test used in lieu of parametric prediction limit because the Shapiro Wilk normality test showed the data to be non-normal at the 0.01 alpha level. Limit is highest of 21 background values. 47.62% NDs. Well-constituent pair annual alpha = 0.007982. Individual comparison alpha = 0.003999 (1 of 2).

Constituent: Nickel Analysis Run 9/17/2025 5:11 PM View: Appendix I - Intrawell
Plant McIntosh Client: Southern Company Data: McIntosh LF 4

Sanitas™ v.10.0.27g Sanitas software utilized by Groundwater Stats Consulting. UG
Hollow symbols indicate censored values.

Within Limit

Prediction Limit

Intrawell Parametric

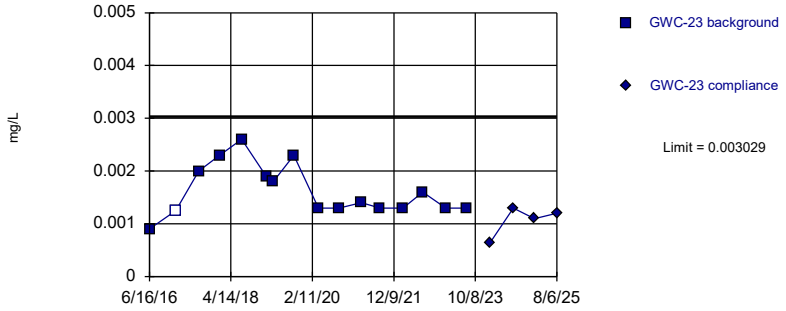

Background Data Summary (based on square root transformation): Mean=0.0398, Std. Dev.=0.005828, n=16, 6.25% NDs. Normality test: Shapiro Wilk @alpha = 0.05, calculated = 0.9015, critical = 0.887. Kappa = 2.615 (c=15, w=9, 1 of 2, event alpha = 0.05132). Report alpha = 0.0003901.

Constituent: Nickel Analysis Run 9/17/2025 5:11 PM View: Appendix I - Intrawell
Plant McIntosh Client: Southern Company Data: McIntosh LF 4

Sanitas™ v.10.0.27g Sanitas software utilized by Groundwater Stats Consulting. UG
Hollow symbols indicate censored values.

Within Limit

Prediction Limit

Intrawell Non-parametric

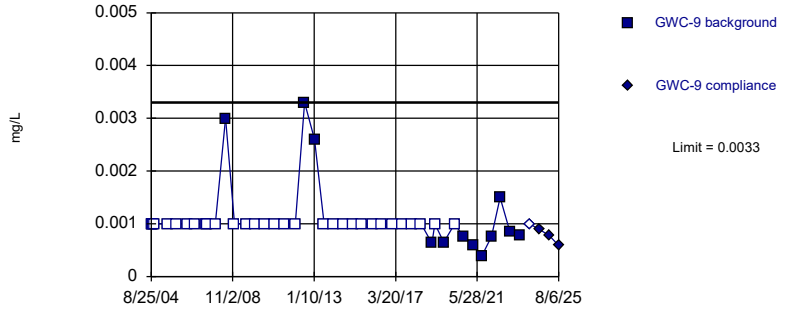

Non-parametric test used in lieu of parametric prediction limit because censored data exceeded 50%. Limit is highest of 43 background values. 72.09% NDs. Well-constituent pair annual alpha = 0.002073. Individual comparison alpha = 0.001037 (1 of 2).

Constituent: Nickel Analysis Run 9/17/2025 5:11 PM View: Appendix I - Intrawell
Plant McIntosh Client: Southern Company Data: McIntosh LF 4

Sanitas™ v.10.0.27g Sanitas software utilized by Groundwater Stats Consulting. UG
Hollow symbols indicate censored values.

Within Limit

Prediction Limit

Intrawell Non-parametric

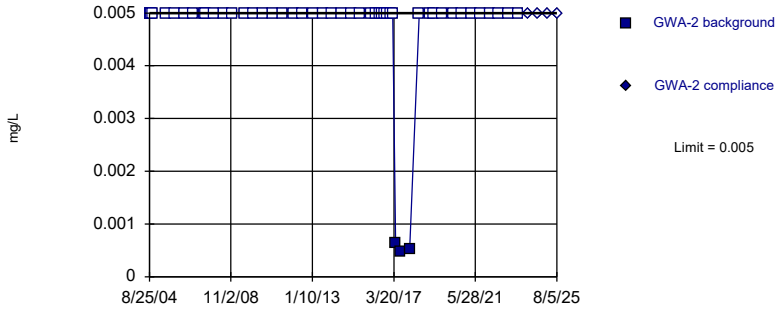

Non-parametric test used in lieu of parametric prediction limit because censored data exceeded 50%. Limit is highest of 49 background values. 93.88% NDs. Well-constituent pair annual alpha = 0.001586. Individual comparison alpha = 0.0007934 (1 of 2).

Constituent: Selenium Analysis Run 9/17/2025 5:11 PM View: Appendix I - Intrawell
Plant McIntosh Client: Southern Company Data: McIntosh LF 4

Sanitas™ v.10.0.27g Sanitas software utilized by Groundwater Stats Consulting. UG
Hollow symbols indicate censored values.

Within Limit

Prediction Limit

Intrawell Non-parametric

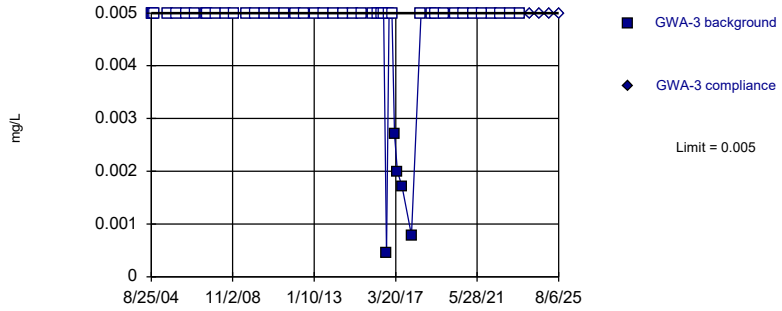

Non-parametric test used in lieu of parametric prediction limit because censored data exceeded 50%. Limit is highest of 49 background values. 89.8% NDs. Well-constituent pair annual alpha = 0.001586. Individual comparison alpha = 0.0007934 (1 of 2).

Constituent: Selenium Analysis Run 9/17/2025 5:11 PM View: Appendix I - Intrawell
Plant McIntosh Client: Southern Company Data: McIntosh LF 4

Sanitas™ v.10.0.27g Sanitas software utilized by Groundwater Stats Consulting. UG
Hollow symbols indicate censored values.

Within Limit

Prediction Limit

Intrawell Non-parametric

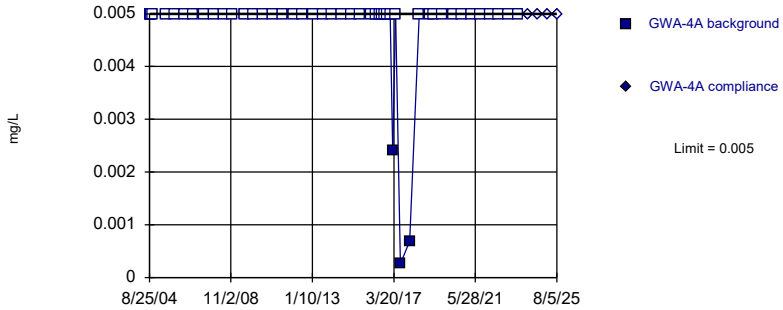

Non-parametric test used in lieu of parametric prediction limit because censored data exceeded 50%. Limit is highest of 48 background values. 93.75% NDs. Well-constituent pair annual alpha = 0.001667. Individual comparison alpha = 0.0008339 (1 of 2).

Constituent: Selenium Analysis Run 9/17/2025 5:11 PM View: Appendix I - Intrawell
Plant McIntosh Client: Southern Company Data: McIntosh LF 4

Sanitas™ v.10.0.27g Sanitas software utilized by Groundwater Stats Consulting. UG
Hollow symbols indicate censored values.

Within Limit

Prediction Limit

Intrawell Non-parametric

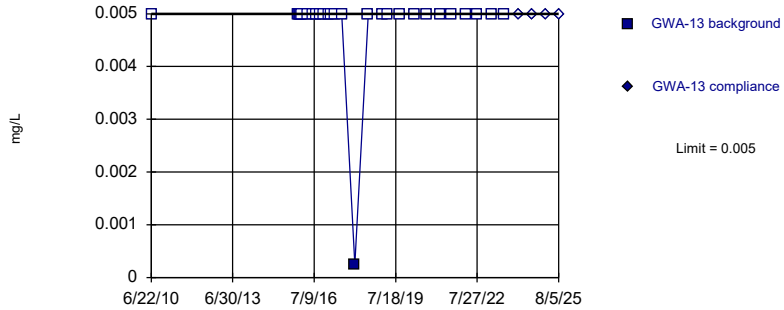

Non-parametric test used in lieu of parametric prediction limit because censored data exceeded 50%. Limit is highest of 28 background values. 96.43% NDs. Well-constituent pair annual alpha = 0.004669. Individual comparison alpha = 0.002337 (1 of 2).

Constituent: Selenium Analysis Run 9/17/2025 5:11 PM View: Appendix I - Intrawell
Plant McIntosh Client: Southern Company Data: McIntosh LF 4

Sanitas™ v.10.0.27g Sanitas software utilized by Groundwater Stats Consulting. UG
Hollow symbols indicate censored values.

Within Limit

Prediction Limit

Intrawell Non-parametric

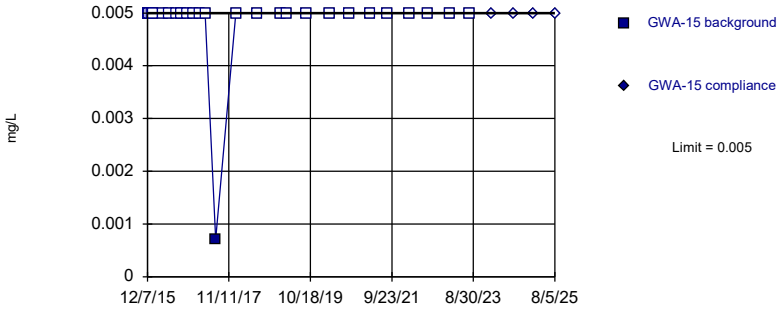

Non-parametric test used in lieu of parametric prediction limit because censored data exceeded 50%. Limit is highest of 27 background values. 96.3% NDs. Well-constituent pair annual alpha = 0.004998. Individual comparison alpha = 0.002502 (1 of 2).

Constituent: Selenium Analysis Run 9/17/2025 5:11 PM View: Appendix I - Intrawell
Plant McIntosh Client: Southern Company Data: McIntosh LF 4

Sanitas™ v.10.0.27g Sanitas software utilized by Groundwater Stats Consulting. UG
Hollow symbols indicate censored values.

Within Limit

Prediction Limit

Intrawell Non-parametric

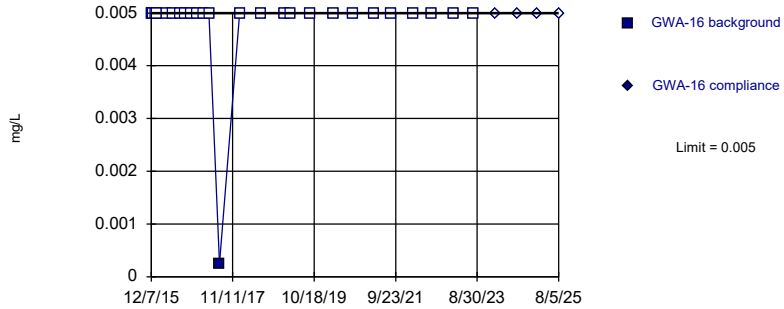

Non-parametric test used in lieu of parametric prediction limit because censored data exceeded 50%. Limit is highest of 27 background values. 96.3% NDs. Well-constituent pair annual alpha = 0.004998. Individual comparison alpha = 0.002502 (1 of 2).

Constituent: Selenium Analysis Run 9/17/2025 5:11 PM View: Appendix I - Intrawell
Plant McIntosh Client: Southern Company Data: McIntosh LF 4

Sanitas™ v.10.0.27g Sanitas software utilized by Groundwater Stats Consulting. UG
Hollow symbols indicate censored values.

Within Limit

Prediction Limit

Intrawell Non-parametric

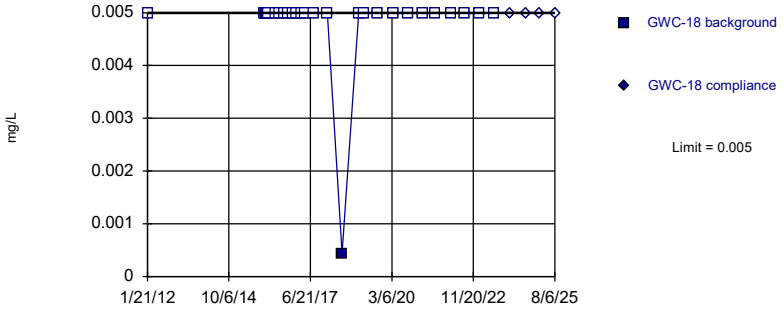

Non-parametric test used in lieu of parametric prediction limit because censored data exceeded 50%. Limit is highest of 28 background values. 96.43% NDs. Well-constituent pair annual alpha = 0.004669. Individual comparison alpha = 0.002337 (1 of 2).

Constituent: Selenium Analysis Run 9/17/2025 5:11 PM View: Appendix I - Intrawell
Plant McIntosh Client: Southern Company Data: McIntosh LF 4

Sanitas™ v.10.0.27g Sanitas software utilized by Groundwater Stats Consulting. UG
Hollow symbols indicate censored values.

Within Limit

Prediction Limit

Intrawell Non-parametric

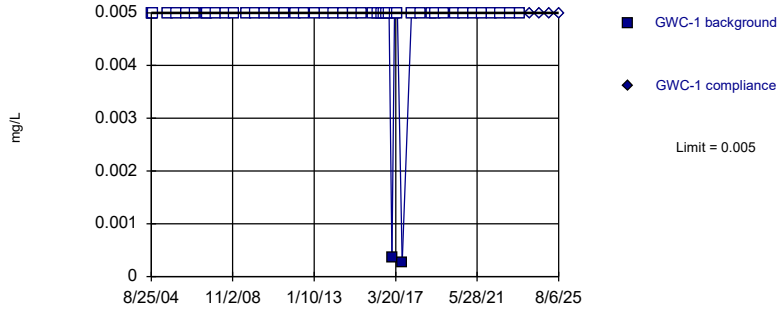

Non-parametric test used in lieu of parametric prediction limit because censored data exceeded 50%. Limit is highest of 48 background values. 95.83% NDs. Well-constituent pair annual alpha = 0.001667. Individual comparison alpha = 0.0008339 (1 of 2).

Constituent: Selenium Analysis Run 9/17/2025 5:11 PM View: Appendix I - Intrawell
Plant McIntosh Client: Southern Company Data: McIntosh LF 4

Sanitas™ v.10.0.27g Sanitas software utilized by Groundwater Stats Consulting. UG
Hollow symbols indicate censored values.

Within Limit

Prediction Limit

Intrawell Non-parametric

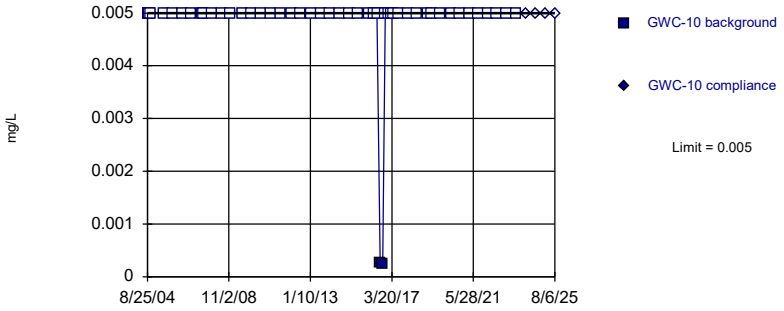

Non-parametric test used in lieu of parametric prediction limit because censored data exceeded 50%. Limit is highest of 49 background values. 95.92% NDs. Well-constituent pair annual alpha = 0.001586. Individual comparison alpha = 0.0007934 (1 of 2).

Constituent: Selenium Analysis Run 9/17/2025 5:11 PM View: Appendix I - Intrawell
Plant McIntosh Client: Southern Company Data: McIntosh LF 4

Sanitas™ v.10.0.27g Sanitas software utilized by Groundwater Stats Consulting. UG
Hollow symbols indicate censored values.

Within Limit

Prediction Limit

Intrawell Non-parametric

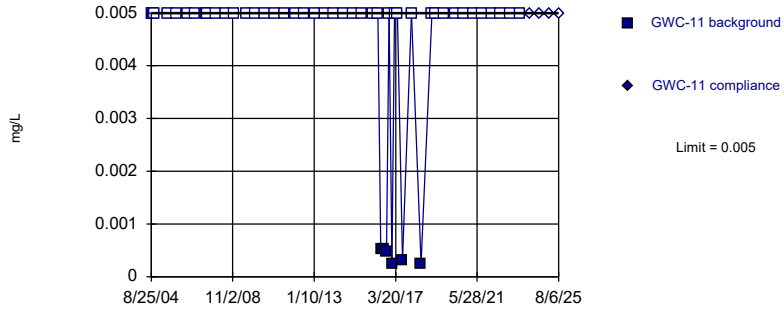

Non-parametric test used in lieu of parametric prediction limit because censored data exceeded 50%. Limit is highest of 49 background values. 87.76% NDs. Well-constituent pair annual alpha = 0.001586. Individual comparison alpha = 0.0007934 (1 of 2).

Constituent: Selenium Analysis Run 9/17/2025 5:11 PM View: Appendix I - Intrawell
Plant McIntosh Client: Southern Company Data: McIntosh LF 4

Sanitas™ v.10.0.27g Sanitas software utilized by Groundwater Stats Consulting. UG
Hollow symbols indicate censored values.

Within Limit

Prediction Limit

Intrawell Non-parametric

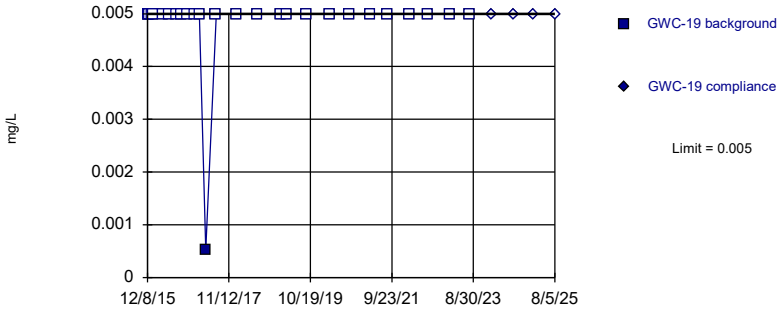

Non-parametric test used in lieu of parametric prediction limit because censored data exceeded 50%. Limit is highest of 27 background values. 96.3% NDs. Well-constituent pair annual alpha = 0.004998. Individual comparison alpha = 0.002502 (1 of 2).

Constituent: Selenium Analysis Run 9/17/2025 5:11 PM View: Appendix I - Intrawell
Plant McIntosh Client: Southern Company Data: McIntosh LF 4

Sanitas™ v.10.0.27g Sanitas software utilized by Groundwater Stats Consulting. UG
Hollow symbols indicate censored values.

Within Limit

Prediction Limit

Intrawell Non-parametric

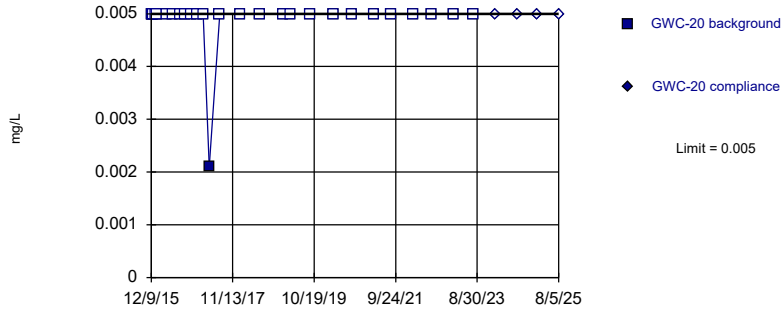

Non-parametric test used in lieu of parametric prediction limit because censored data exceeded 50%. Limit is highest of 27 background values. 96.3% NDs. Well-constituent pair annual alpha = 0.004998. Individual comparison alpha = 0.002502 (1 of 2).

Constituent: Selenium Analysis Run 9/17/2025 5:11 PM View: Appendix I - Intrawell
Plant McIntosh Client: Southern Company Data: McIntosh LF 4

Sanitas™ v.10.0.27g Sanitas software utilized by Groundwater Stats Consulting. UG
Hollow symbols indicate censored values.

Within Limit

Prediction Limit

Intrawell Non-parametric

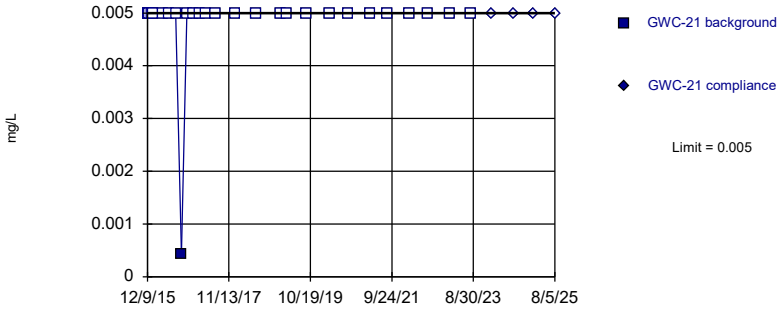

Non-parametric test used in lieu of parametric prediction limit because censored data exceeded 50%. Limit is highest of 27 background values. 96.3% NDs. Well-constituent pair annual alpha = 0.004998. Individual comparison alpha = 0.002502 (1 of 2).

Constituent: Selenium Analysis Run 9/17/2025 5:11 PM View: Appendix I - Intrawell
Plant McIntosh Client: Southern Company Data: McIntosh LF 4

Sanitas™ v.10.0.27g Sanitas software utilized by Groundwater Stats Consulting. UG
Hollow symbols indicate censored values.

Within Limit

Prediction Limit

Intrawell Non-parametric

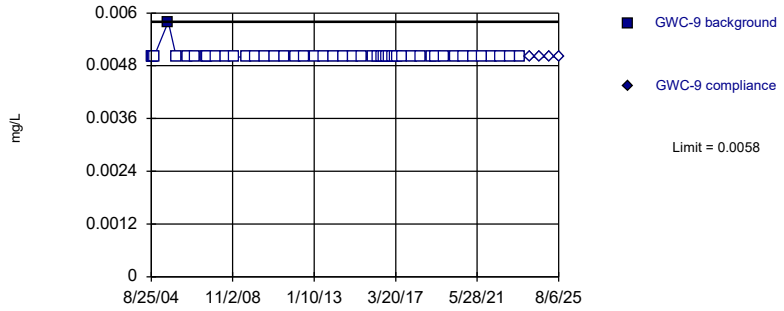

Non-parametric test used in lieu of parametric prediction limit because censored data exceeded 50%. Limit is highest of 49 background values. 97.96% NDs. Well-constituent pair annual alpha = 0.001586. Individual comparison alpha = 0.0007934 (1 of 2).

Constituent: Selenium Analysis Run 9/17/2025 5:11 PM View: Appendix I - Intrawell
Plant McIntosh Client: Southern Company Data: McIntosh LF 4

Sanitas™ v.10.0.27g Sanitas software utilized by Groundwater Stats Consulting. UG
Hollow symbols indicate censored values.

Within Limit

Prediction Limit

Intrawell Non-parametric

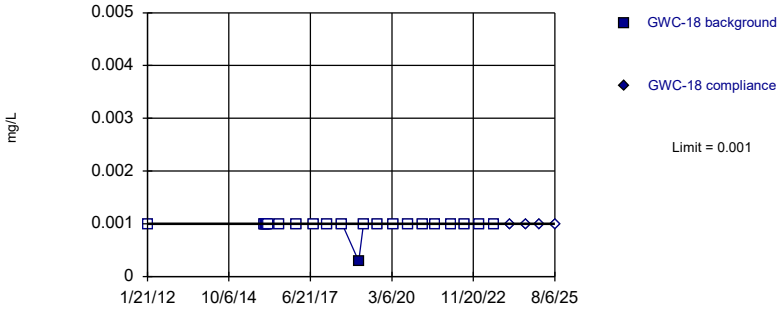

Non-parametric test used in lieu of parametric prediction limit because censored data exceeded 50%. Limit is highest of 22 background values. 95.45% NDs. Well-constituent pair annual alpha = 0.007401. Individual comparison alpha = 0.003707 (1 of 2).

Constituent: Silver Analysis Run 9/17/2025 5:11 PM View: Appendix I - Intrawell
Plant McIntosh Client: Southern Company Data: McIntosh LF 4

Sanitas™ v.10.0.27g Sanitas software utilized by Groundwater Stats Consulting. UG
Hollow symbols indicate censored values.

Within Limit

Prediction Limit

Intrawell Non-parametric

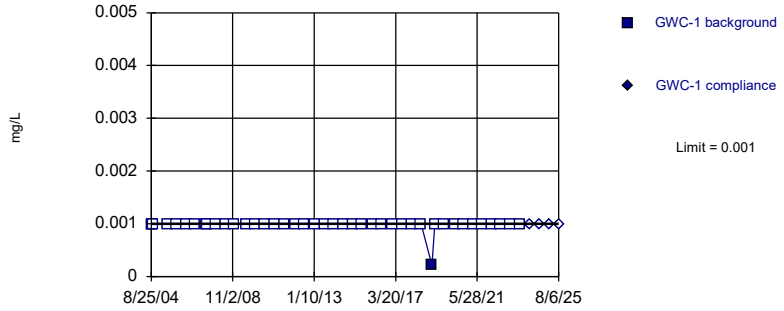

Non-parametric test used in lieu of parametric prediction limit because censored data exceeded 50%. Limit is highest of 42 background values. 97.62% NDs. Well-constituent pair annual alpha = 0.002154. Individual comparison alpha = 0.001077 (1 of 2).

Constituent: Silver Analysis Run 9/17/2025 5:11 PM View: Appendix I - Intrawell
Plant McIntosh Client: Southern Company Data: McIntosh LF 4

Sanitas™ v.10.0.27g Sanitas software utilized by Groundwater Stats Consulting. UG
Hollow symbols indicate censored values.

Within Limit

Prediction Limit

Intrawell Non-parametric

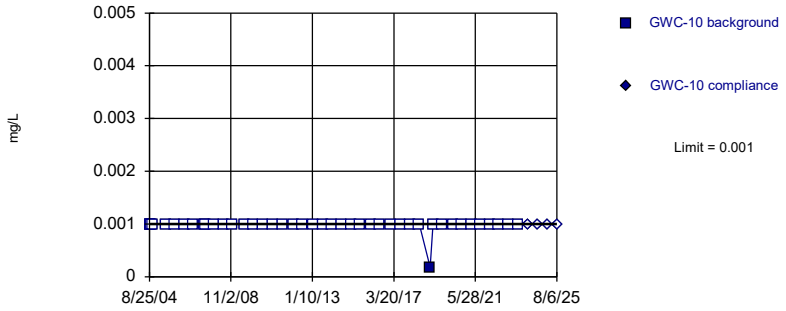

Non-parametric test used in lieu of parametric prediction limit because censored data exceeded 50%. Limit is highest of 43 background values. 97.67% NDs. Well-constituent pair annual alpha = 0.002073. Individual comparison alpha = 0.001037 (1 of 2).

Constituent: Silver Analysis Run 9/17/2025 5:11 PM View: Appendix I - Intrawell
Plant McIntosh Client: Southern Company Data: McIntosh LF 4

Sanitas™ v.10.0.27g Sanitas software utilized by Groundwater Stats Consulting. UG
Hollow symbols indicate censored values.

Within Limit

Prediction Limit

Intrawell Non-parametric

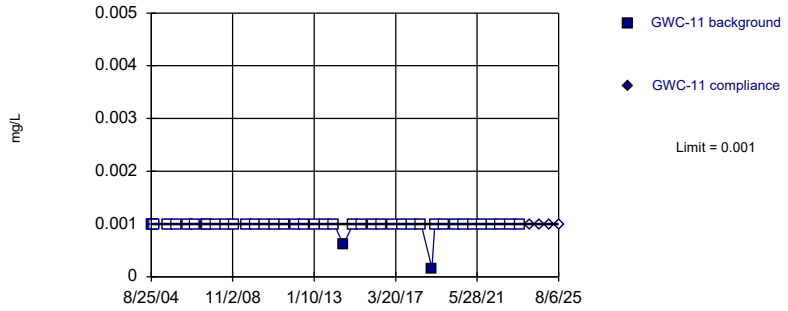

Non-parametric test used in lieu of parametric prediction limit because censored data exceeded 50%. Limit is highest of 43 background values. 95.35% NDs. Well-constituent pair annual alpha = 0.002073. Individual comparison alpha = 0.001037 (1 of 2).

Constituent: Silver Analysis Run 9/17/2025 5:11 PM View: Appendix I - Intrawell
Plant McIntosh Client: Southern Company Data: McIntosh LF 4

Sanitas™ v.10.0.27g Sanitas software utilized by Groundwater Stats Consulting. UG
Hollow symbols indicate censored values.

Within Limit

Prediction Limit

Intrawell Non-parametric

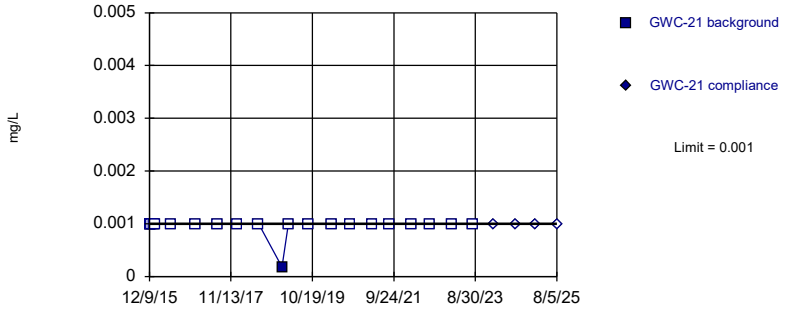

Non-parametric test used in lieu of parametric prediction limit because censored data exceeded 50%. Limit is highest of 21 background values. 95.24% NDs. Well-constituent pair annual alpha = 0.007982. Individual comparison alpha = 0.003999 (1 of 2).

Constituent: Silver Analysis Run 9/17/2025 5:11 PM View: Appendix I - Intrawell
Plant McIntosh Client: Southern Company Data: McIntosh LF 4

Sanitas™ v.10.0.27g Sanitas software utilized by Groundwater Stats Consulting. UG
Hollow symbols indicate censored values.

Within Limit

Prediction Limit

Intrawell Non-parametric

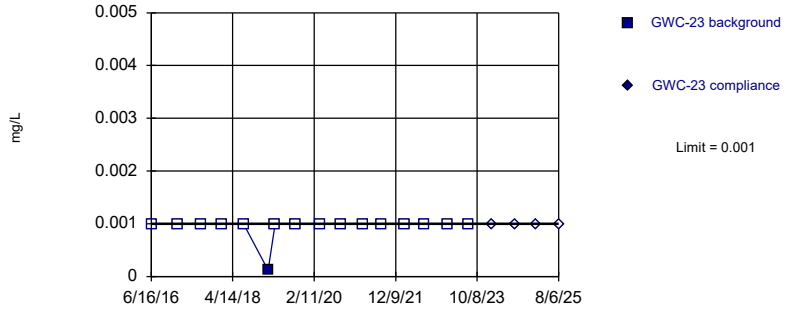

Non-parametric test used in lieu of parametric prediction limit because censored data exceeded 50%. Limit is highest of 16 background values. 93.75% NDs. Well-constituent pair annual alpha = 0.01287. Individual comparison alpha = 0.006456 (1 of 2).

Constituent: Silver Analysis Run 9/17/2025 5:11 PM View: Appendix I - Intrawell
Plant McIntosh Client: Southern Company Data: McIntosh LF 4

Sanitas™ v.10.0.27g Sanitas software utilized by Groundwater Stats Consulting. UG
Hollow symbols indicate censored values.

Within Limit

Prediction Limit

Intrawell Non-parametric

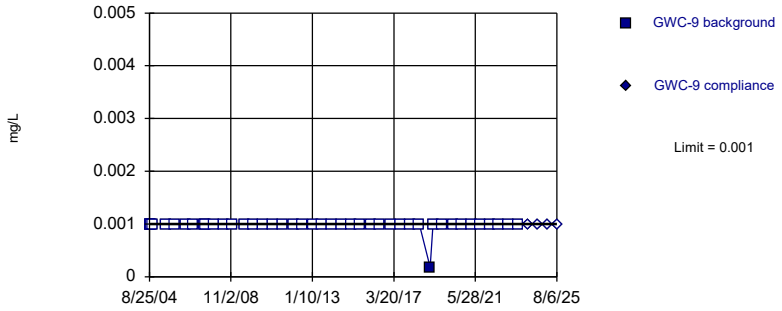

Non-parametric test used in lieu of parametric prediction limit because censored data exceeded 50%. Limit is highest of 43 background values. 97.67% NDs. Well-constituent pair annual alpha = 0.002073. Individual comparison alpha = 0.001037 (1 of 2).

Constituent: Silver Analysis Run 9/17/2025 5:11 PM View: Appendix I - Intrawell
Plant McIntosh Client: Southern Company Data: McIntosh LF 4

Sanitas™ v.10.0.27g Sanitas software utilized by Groundwater Stats Consulting. UG
Hollow symbols indicate censored values.

Within Limit

Prediction Limit

Intrawell Non-parametric

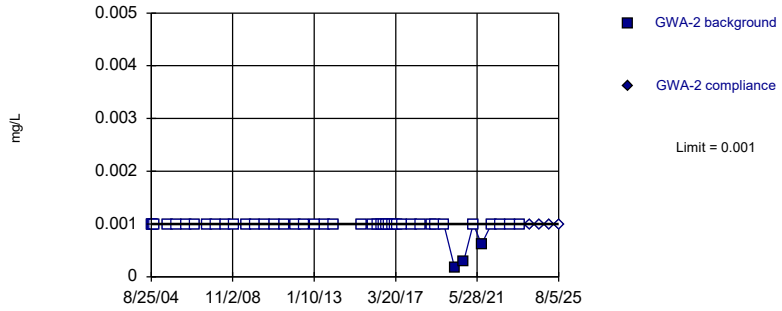

Non-parametric test used in lieu of parametric prediction limit because censored data exceeded 50%. Limit is highest of 46 background values. 93.48% NDs. Well-constituent pair annual alpha = 0.001829. Individual comparison alpha = 0.0009151 (1 of 2).

Constituent: Thallium Analysis Run 9/17/2025 5:11 PM View: Appendix I - Intrawell
Plant McIntosh Client: Southern Company Data: McIntosh LF 4

Sanitas™ v.10.0.27g Sanitas software utilized by Groundwater Stats Consulting. UG
Hollow symbols indicate censored values.

Within Limit

Prediction Limit

Intrawell Non-parametric

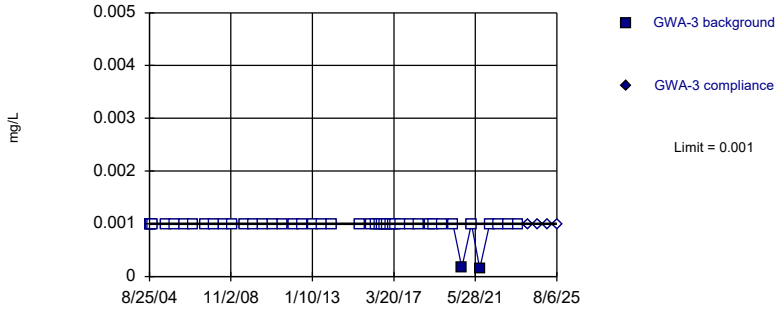

Non-parametric test used in lieu of parametric prediction limit because censored data exceeded 50%. Limit is highest of 46 background values. 95.65% NDs. Well-constituent pair annual alpha = 0.001829. Individual comparison alpha = 0.0009151 (1 of 2).

Constituent: Thallium Analysis Run 9/17/2025 5:11 PM View: Appendix I - Intrawell
Plant McIntosh Client: Southern Company Data: McIntosh LF 4

Sanitas™ v.10.0.27g Sanitas software utilized by Groundwater Stats Consulting. UG
Hollow symbols indicate censored values.

Within Limit

Prediction Limit

Intrawell Non-parametric

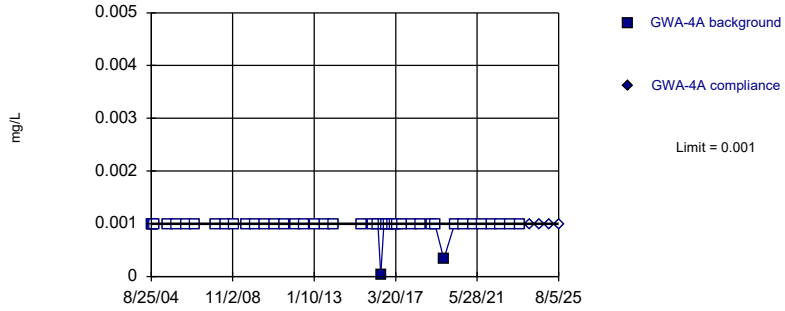

Non-parametric test used in lieu of parametric prediction limit because censored data exceeded 50%. Limit is highest of 45 background values. 95.56% NDs. Well-constituent pair annual alpha = 0.001911. Individual comparison alpha = 0.0009557 (1 of 2).

Constituent: Thallium Analysis Run 9/17/2025 5:11 PM View: Appendix I - Intrawell
Plant McIntosh Client: Southern Company Data: McIntosh LF 4

Sanitas™ v.10.0.27g Sanitas software utilized by Groundwater Stats Consulting. UG
Hollow symbols indicate censored values.

Within Limit

Prediction Limit

Intrawell Non-parametric

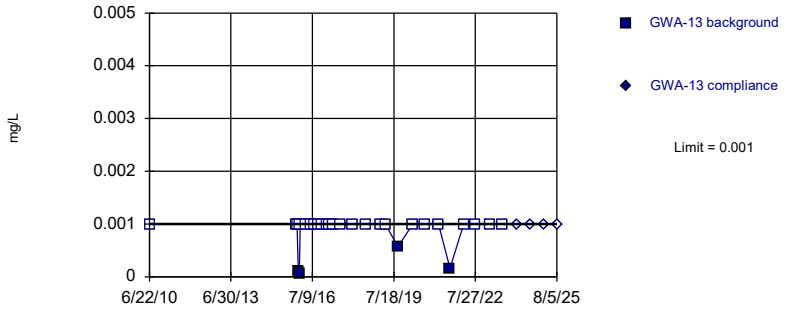

Non-parametric test used in lieu of parametric prediction limit because censored data exceeded 50%. Limit is highest of 28 background values. 85.71% NDs. Well-constituent pair annual alpha = 0.004669. Individual comparison alpha = 0.002337 (1 of 2).

Constituent: Thallium Analysis Run 9/17/2025 5:11 PM View: Appendix I - Intrawell

Plant McIntosh Client: Southern Company Data: McIntosh LF 4

Sanitas™ v.10.0.27g Sanitas software utilized by Groundwater Stats Consulting. UG
Hollow symbols indicate censored values.

Within Limit

Prediction Limit

Intrawell Non-parametric

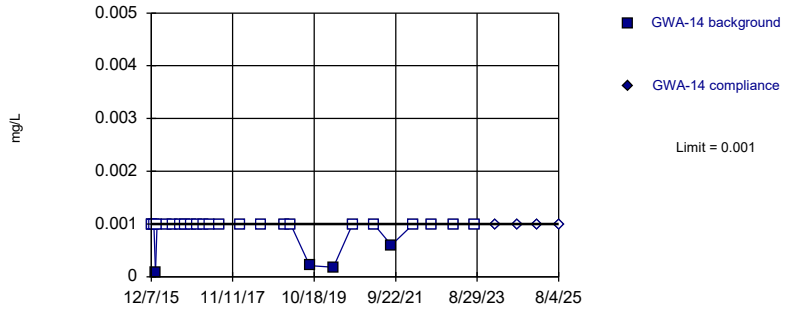

Non-parametric test used in lieu of parametric prediction limit because censored data exceeded 50%. Limit is highest of 27 background values. 85.19% NDs. Well-constituent pair annual alpha = 0.004998. Individual comparison alpha = 0.002502 (1 of 2).

Constituent: Thallium Analysis Run 9/17/2025 5:11 PM View: Appendix I - Intrawell

Plant McIntosh Client: Southern Company Data: McIntosh LF 4

Sanitas™ v.10.0.27g Sanitas software utilized by Groundwater Stats Consulting. UG
Hollow symbols indicate censored values.

Within Limit

Prediction Limit

Intrawell Non-parametric

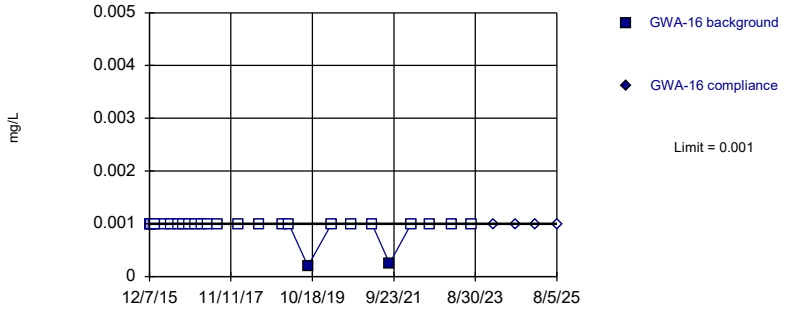

Non-parametric test used in lieu of parametric prediction limit because censored data exceeded 50%. Limit is highest of 27 background values. 92.59% NDs. Well-constituent pair annual alpha = 0.004998. Individual comparison alpha = 0.002502 (1 of 2).

Constituent: Thallium Analysis Run 9/17/2025 5:11 PM View: Appendix I - Intrawell

Plant McIntosh Client: Southern Company Data: McIntosh LF 4

Sanitas™ v.10.0.27g Sanitas software utilized by Groundwater Stats Consulting. UG
Hollow symbols indicate censored values.

Within Limit

Prediction Limit

Intrawell Non-parametric

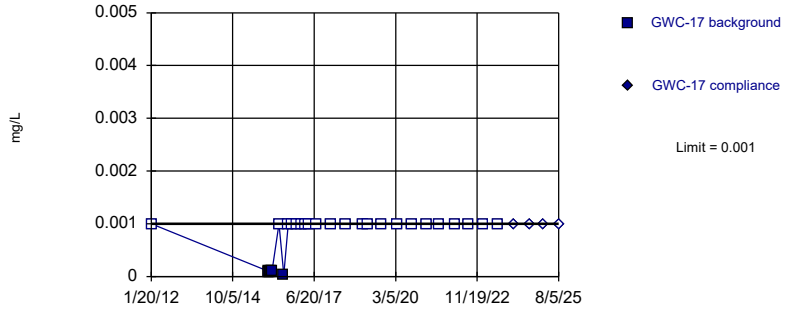

Non-parametric test used in lieu of parametric prediction limit because censored data exceeded 50%. Limit is highest of 28 background values. 78.57% NDs. Well-constituent pair annual alpha = 0.004669. Individual comparison alpha = 0.002337 (1 of 2).

Constituent: Thallium Analysis Run 9/17/2025 5:11 PM View: Appendix I - Intrawell

Plant McIntosh Client: Southern Company Data: McIntosh LF 4

Sanitas™ v.10.0.27g Sanitas software utilized by Groundwater Stats Consulting. UG
Hollow symbols indicate censored values.

Within Limit

Prediction Limit

Intrawell Non-parametric

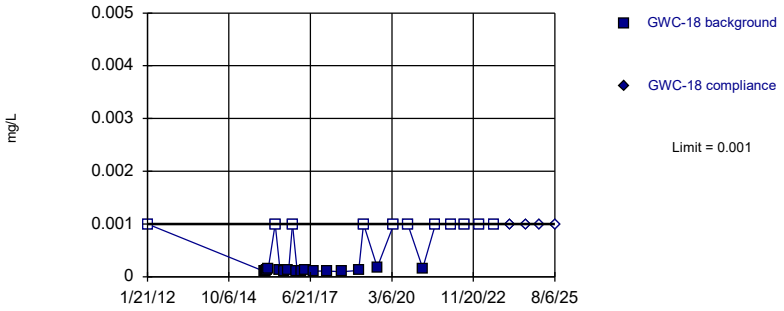

Non-parametric test used in lieu of parametric prediction limit because the Shapiro Wilk normality test showed the data to be non-normal at the 0.01 alpha level. Limit is highest of 28 background values. 39.29% NDs. Well-constituent pair annual alpha = 0.004669. Individual comparison alpha = 0.002337 (1 of 2).

Constituent: Thallium Analysis Run 9/17/2025 5:11 PM View: Appendix I - Intrawell
Plant McIntosh Client: Southern Company Data: McIntosh LF 4

Sanitas™ v.10.0.27g Sanitas software utilized by Groundwater Stats Consulting. UG
Hollow symbols indicate censored values.

Within Limit

Prediction Limit

Intrawell Non-parametric

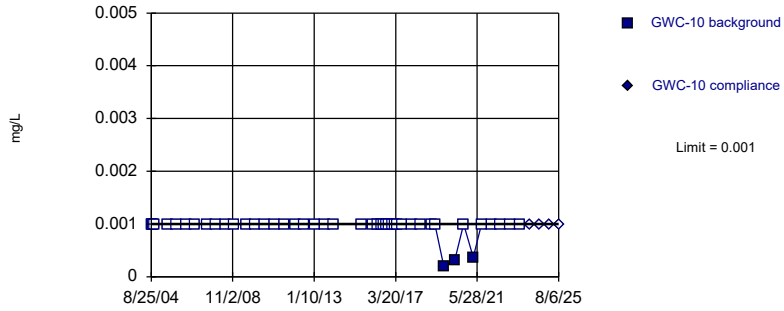

Non-parametric test used in lieu of parametric prediction limit because censored data exceeded 50%. Limit is highest of 46 background values. 93.48% NDs. Well-constituent pair annual alpha = 0.001829. Individual comparison alpha = 0.0009151 (1 of 2).

Constituent: Thallium Analysis Run 9/17/2025 5:11 PM View: Appendix I - Intrawell
Plant McIntosh Client: Southern Company Data: McIntosh LF 4

Sanitas™ v.10.0.27g Sanitas software utilized by Groundwater Stats Consulting. UG
Hollow symbols indicate censored values.

Within Limit

Prediction Limit

Intrawell Non-parametric

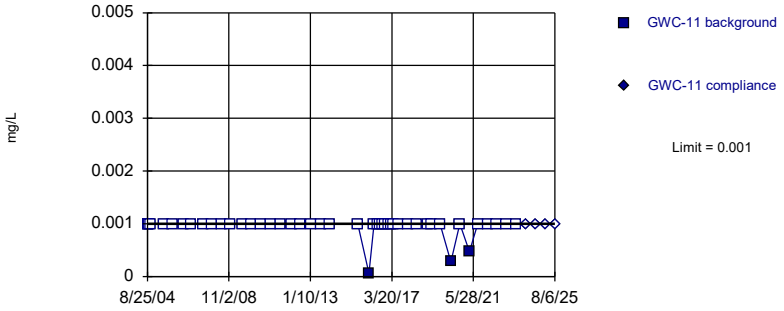

Non-parametric test used in lieu of parametric prediction limit because censored data exceeded 50%. Limit is highest of 46 background values. 93.48% NDs. Well-constituent pair annual alpha = 0.001829. Individual comparison alpha = 0.0009151 (1 of 2).

Constituent: Thallium Analysis Run 9/17/2025 5:11 PM View: Appendix I - Intrawell
Plant McIntosh Client: Southern Company Data: McIntosh LF 4

Sanitas™ v.10.0.27g Sanitas software utilized by Groundwater Stats Consulting. UG
Hollow symbols indicate censored values.

Within Limit

Prediction Limit

Intrawell Non-parametric

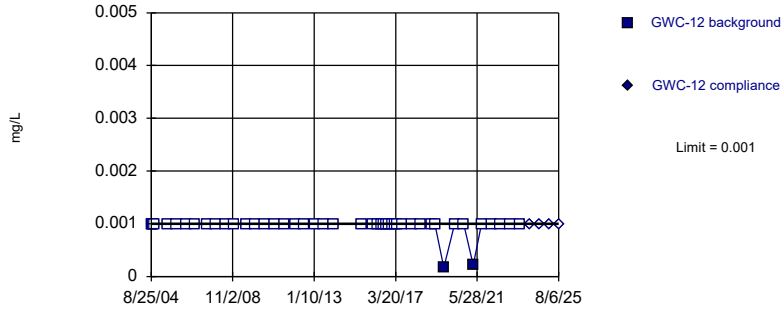

Non-parametric test used in lieu of parametric prediction limit because censored data exceeded 50%. Limit is highest of 46 background values. 95.65% NDs. Well-constituent pair annual alpha = 0.001829. Individual comparison alpha = 0.0009151 (1 of 2).

Constituent: Thallium Analysis Run 9/17/2025 5:11 PM View: Appendix I - Intrawell
Plant McIntosh Client: Southern Company Data: McIntosh LF 4

Sanitas™ v.10.0.27g Sanitas software utilized by Groundwater Stats Consulting. UG
Hollow symbols indicate censored values.

Within Limit

Prediction Limit

Intrawell Non-parametric

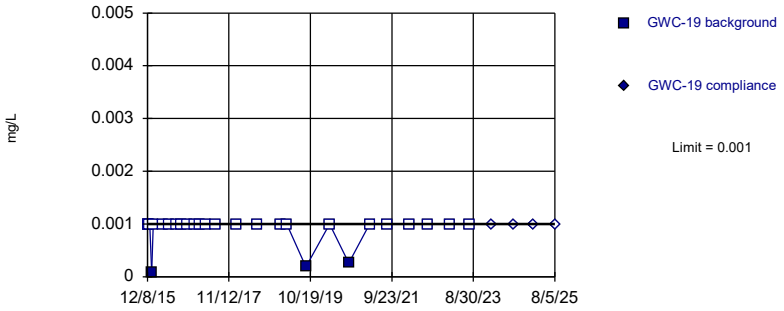

Non-parametric test used in lieu of parametric prediction limit because censored data exceeded 50%. Limit is highest of 27 background values. 88.89% NDs. Well-constituent pair annual alpha = 0.004998. Individual comparison alpha = 0.002502 (1 of 2).

Constituent: Thallium Analysis Run 9/17/2025 5:11 PM View: Appendix I - Intrawell
Plant McIntosh Client: Southern Company Data: McIntosh LF 4

Sanitas™ v.10.0.27g Sanitas software utilized by Groundwater Stats Consulting. UG
Hollow symbols indicate censored values.

Within Limit

Prediction Limit

Intrawell Non-parametric

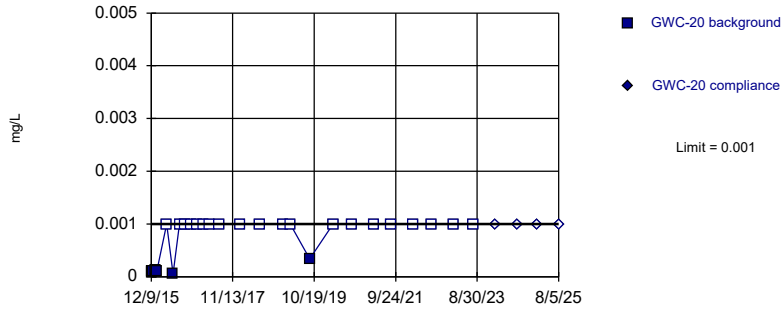

Non-parametric test used in lieu of parametric prediction limit because censored data exceeded 50%. Limit is highest of 27 background values. 74.07% NDs. Well-constituent pair annual alpha = 0.004998. Individual comparison alpha = 0.002502 (1 of 2).

Constituent: Thallium Analysis Run 9/17/2025 5:12 PM View: Appendix I - Intrawell
Plant McIntosh Client: Southern Company Data: McIntosh LF 4

Sanitas™ v.10.0.27g Sanitas software utilized by Groundwater Stats Consulting. UG
Hollow symbols indicate censored values.

Within Limit

Prediction Limit

Intrawell Non-parametric

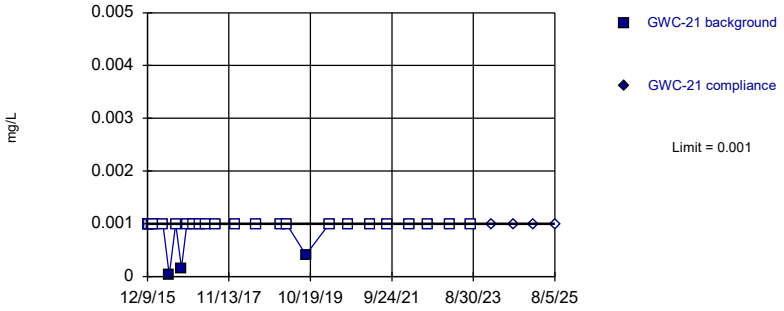

Non-parametric test used in lieu of parametric prediction limit because censored data exceeded 50%. Limit is highest of 27 background values. 88.89% NDs. Well-constituent pair annual alpha = 0.004998. Individual comparison alpha = 0.002502 (1 of 2).

Constituent: Thallium Analysis Run 9/17/2025 5:12 PM View: Appendix I - Intrawell
Plant McIntosh Client: Southern Company Data: McIntosh LF 4

Sanitas™ v.10.0.27g Sanitas software utilized by Groundwater Stats Consulting. UG
Hollow symbols indicate censored values.

Within Limit

Prediction Limit

Intrawell Non-parametric

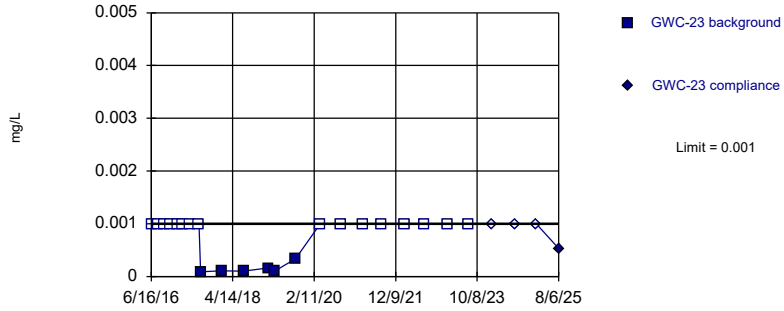

Non-parametric test used in lieu of parametric prediction limit because censored data exceeded 50%. Limit is highest of 22 background values. 72.73% NDs. Well-constituent pair annual alpha = 0.007401. Individual comparison alpha = 0.003707 (1 of 2).

Constituent: Thallium Analysis Run 9/17/2025 5:12 PM View: Appendix I - Intrawell
Plant McIntosh Client: Southern Company Data: McIntosh LF 4

Sanitas™ v.10.0.27g Sanitas software utilized by Groundwater Stats Consulting. UG
Hollow symbols indicate censored values.

Within Limit

Prediction Limit

Intrawell Non-parametric

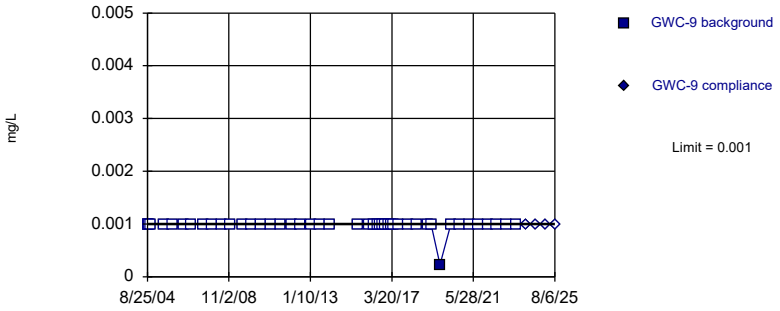

Non-parametric test used in lieu of parametric prediction limit because censored data exceeded 50%. Limit is highest of 46 background values. 97.83% NDs. Well-constituent pair annual alpha = 0.001829. Individual comparison alpha = 0.0009151 (1 of 2).

Constituent: Thallium Analysis Run 9/17/2025 5:12 PM View: Appendix I - Intrawell
Plant McIntosh Client: Southern Company Data: McIntosh LF 4

Sanitas™ v.10.0.27g Sanitas software utilized by Groundwater Stats Consulting. UG
Hollow symbols indicate censored values.

Within Limit

Prediction Limit

Intrawell Non-parametric

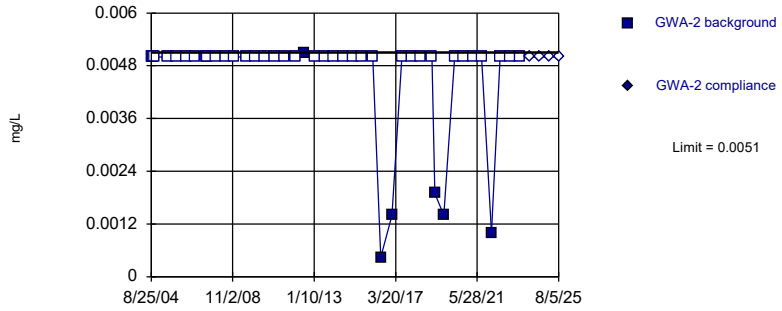

Non-parametric test used in lieu of parametric prediction limit because censored data exceeded 50%. Limit is highest of 43 background values. 86.05% NDs. Well-constituent pair annual alpha = 0.002073. Individual comparison alpha = 0.001037 (1 of 2).

Constituent: Vanadium Analysis Run 9/17/2025 5:12 PM View: Appendix I - Intrawell
Plant McIntosh Client: Southern Company Data: McIntosh LF 4

Sanitas™ v.10.0.27g Sanitas software utilized by Groundwater Stats Consulting. UG
Hollow symbols indicate censored values.

Within Limit

Prediction Limit

Intrawell Non-parametric

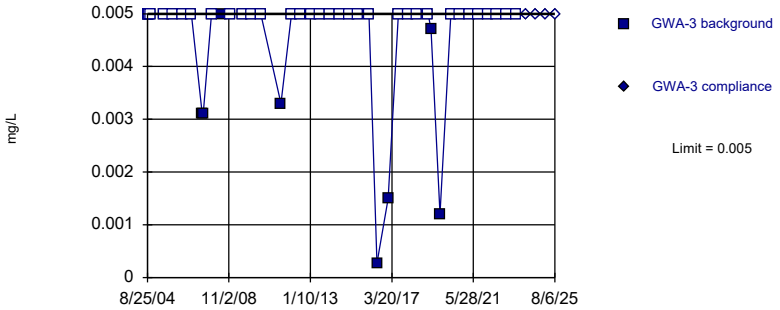

Non-parametric test used in lieu of parametric prediction limit because censored data exceeded 50%. Limit is highest of 42 background values. 80.95% NDs. Well-constituent pair annual alpha = 0.002154. Individual comparison alpha = 0.001077 (1 of 2).

Constituent: Vanadium Analysis Run 9/17/2025 5:12 PM View: Appendix I - Intrawell
Plant McIntosh Client: Southern Company Data: McIntosh LF 4

Sanitas™ v.10.0.27g Sanitas software utilized by Groundwater Stats Consulting. UG
Hollow symbols indicate censored values.

Within Limit

Prediction Limit

Intrawell Non-parametric

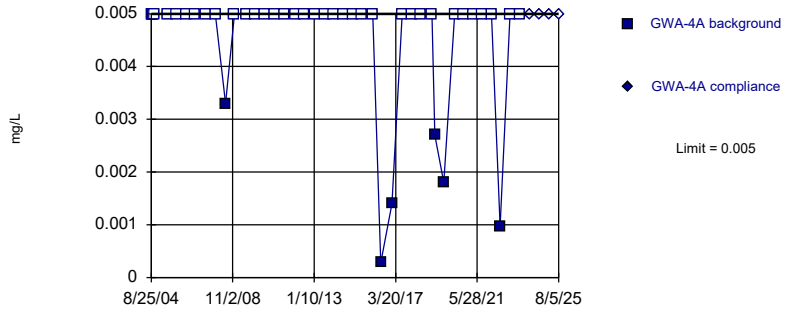

Non-parametric test used in lieu of parametric prediction limit because censored data exceeded 50%. Limit is highest of 42 background values. 85.71% NDs. Well-constituent pair annual alpha = 0.002154. Individual comparison alpha = 0.001077 (1 of 2).

Constituent: Vanadium Analysis Run 9/17/2025 5:12 PM View: Appendix I - Intrawell
Plant McIntosh Client: Southern Company Data: McIntosh LF 4

Sanitas™ v.10.0.27g Sanitas software utilized by Groundwater Stats Consulting. UG
Hollow symbols indicate censored values.

Within Limit

Prediction Limit

Intrawell Non-parametric

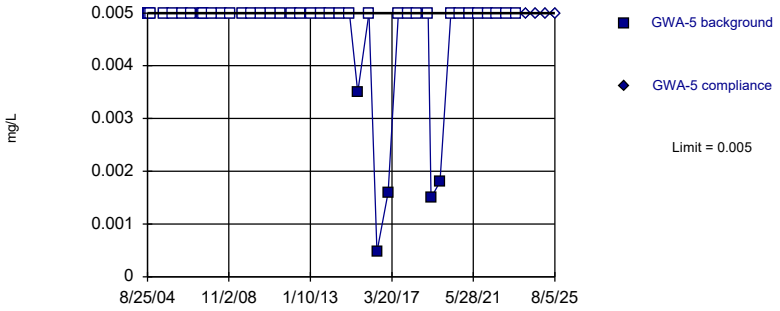

Non-parametric test used in lieu of parametric prediction limit because censored data exceeded 50%. Limit is highest of 43 background values. 88.37% NDs. Well-constituent pair annual alpha = 0.002073. Individual comparison alpha = 0.001037 (1 of 2).

Constituent: Vanadium Analysis Run 9/17/2025 5:12 PM View: Appendix I - Intrawell
Plant McIntosh Client: Southern Company Data: McIntosh LF 4

Sanitas™ v.10.0.27g Sanitas software utilized by Groundwater Stats Consulting. UG
Hollow symbols indicate censored values.

Within Limit

Prediction Limit

Intrawell Non-parametric

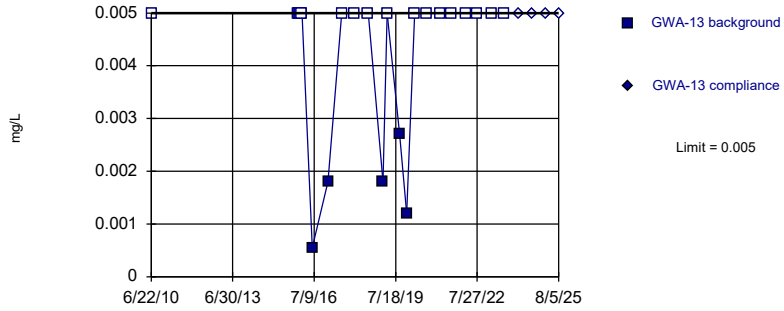

Non-parametric test used in lieu of parametric prediction limit because censored data exceeded 50%. Limit is highest of 23 background values. 78.26% NDs. Well-constituent pair annual alpha = 0.006819. Individual comparison alpha = 0.003415 (1 of 2).

Constituent: Vanadium Analysis Run 9/17/2025 5:12 PM View: Appendix I - Intrawell
Plant McIntosh Client: Southern Company Data: McIntosh LF 4

Sanitas™ v.10.0.27g Sanitas software utilized by Groundwater Stats Consulting. UG
Hollow symbols indicate censored values.

Within Limit

Prediction Limit

Intrawell Non-parametric

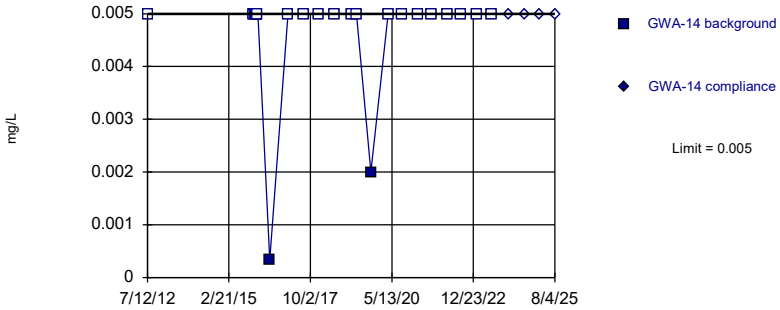

Non-parametric test used in lieu of parametric prediction limit because censored data exceeded 50%. Limit is highest of 22 background values. 90.91% NDs. Well-constituent pair annual alpha = 0.007401. Individual comparison alpha = 0.003707 (1 of 2).

Constituent: Vanadium Analysis Run 9/17/2025 5:12 PM View: Appendix I - Intrawell
Plant McIntosh Client: Southern Company Data: McIntosh LF 4

Sanitas™ v.10.0.27g Sanitas software utilized by Groundwater Stats Consulting. UG
Hollow symbols indicate censored values.

Within Limit

Prediction Limit

Intrawell Non-parametric

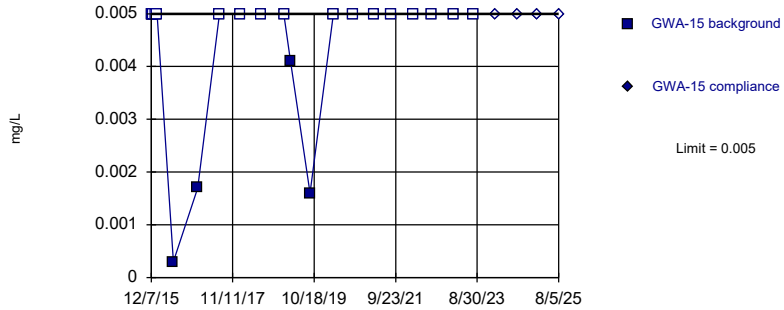

Non-parametric test used in lieu of parametric prediction limit because censored data exceeded 50%. Limit is highest of 21 background values. 80.95% NDs. Well-constituent pair annual alpha = 0.007982. Individual comparison alpha = 0.003999 (1 of 2).

Constituent: Vanadium Analysis Run 9/17/2025 5:12 PM View: Appendix I - Intrawell
Plant McIntosh Client: Southern Company Data: McIntosh LF 4

Sanitas™ v.10.0.27g Sanitas software utilized by Groundwater Stats Consulting. UG
Hollow symbols indicate censored values.

Within Limit

Prediction Limit

Intrawell Non-parametric

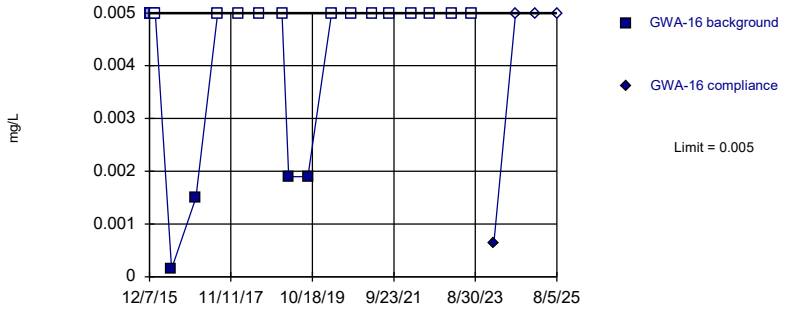

Non-parametric test used in lieu of parametric prediction limit because censored data exceeded 50%. Limit is highest of 21 background values. 80.95% NDs. Well-constituent pair annual alpha = 0.007982. Individual comparison alpha = 0.003999 (1 of 2).

Constituent: Vanadium Analysis Run 9/17/2025 5:12 PM View: Appendix I - Intrawell
Plant McIntosh Client: Southern Company Data: McIntosh LF 4

Sanitas™ v.10.0.27g Sanitas software utilized by Groundwater Stats Consulting. UG
Hollow symbols indicate censored values.

Within Limit

Prediction Limit

Intrawell Non-parametric

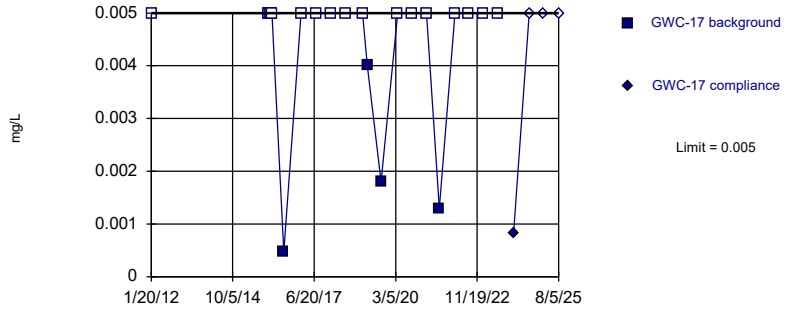

Non-parametric test used in lieu of parametric prediction limit because censored data exceeded 50%. Limit is highest of 22 background values. 81.82% NDs. Well-constituent pair annual alpha = 0.007401. Individual comparison alpha = 0.003707 (1 of 2).

Constituent: Vanadium Analysis Run 9/17/2025 5:12 PM View: Appendix I - Intrawell
Plant McIntosh Client: Southern Company Data: McIntosh LF 4

Sanitas™ v.10.0.27g Sanitas software utilized by Groundwater Stats Consulting. UG
Hollow symbols indicate censored values.

Within Limit

Prediction Limit

Intrawell Parametric

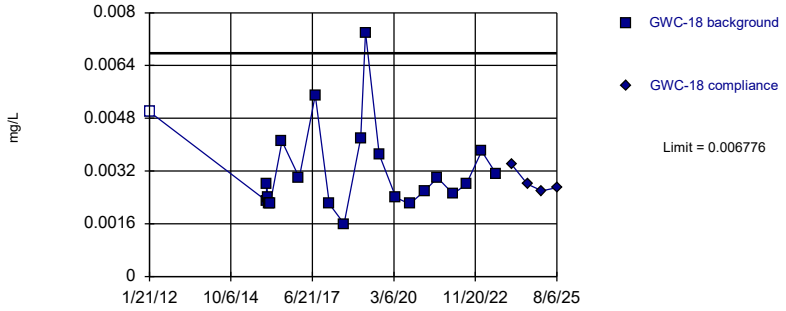

Background Data Summary (based on square root transformation): Mean=0.05581, Std. Dev.=0.01086, n=22, 4.545% NDs. Normality test: Shapiro Wilk @alpha = 0.01, calculated = 0.8933, critical = 0.878. Kappa = 2.441 (c=15, w=9, 1 of 2, event alpha = 0.05132). Report alpha = 0.0003901.

Constituent: Vanadium Analysis Run 9/17/2025 5:12 PM View: Appendix I - Intrawell
Plant McIntosh Client: Southern Company Data: McIntosh LF 4

Sanitas™ v.10.0.27g Sanitas software utilized by Groundwater Stats Consulting. UG
Hollow symbols indicate censored values.

Within Limit

Prediction Limit

Intrawell Non-parametric

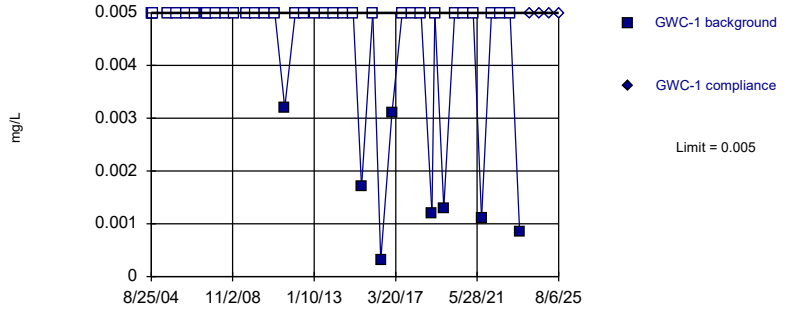

Non-parametric test used in lieu of parametric prediction limit because censored data exceeded 50%. Limit is highest of 42 background values. 80.95% NDs. Well-constituent pair annual alpha = 0.002154. Individual comparison alpha = 0.001077 (1 of 2).

Constituent: Vanadium Analysis Run 9/17/2025 5:12 PM View: Appendix I - Intrawell
Plant McIntosh Client: Southern Company Data: McIntosh LF 4

Sanitas™ v.10.0.27g Sanitas software utilized by Groundwater Stats Consulting. UG
Hollow symbols indicate censored values.

Within Limit

Prediction Limit

Intrawell Non-parametric

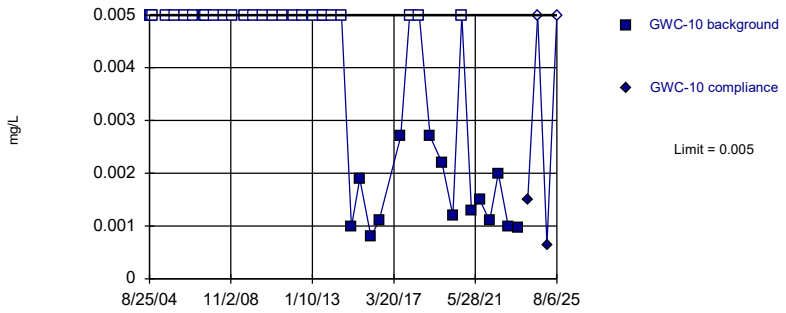

Non-parametric test used in lieu of parametric prediction limit because censored data exceeded 50%. Limit is highest of 42 background values. 66.67% NDs. Well-constituent pair annual alpha = 0.002154. Individual comparison alpha = 0.001077 (1 of 2).

Constituent: Vanadium Analysis Run 9/17/2025 5:12 PM View: Appendix I - Intrawell
Plant McIntosh Client: Southern Company Data: McIntosh LF 4

Sanitas™ v.10.0.27g Sanitas software utilized by Groundwater Stats Consulting. UG
Hollow symbols indicate censored values.

Within Limit

Prediction Limit

Intrawell Non-parametric

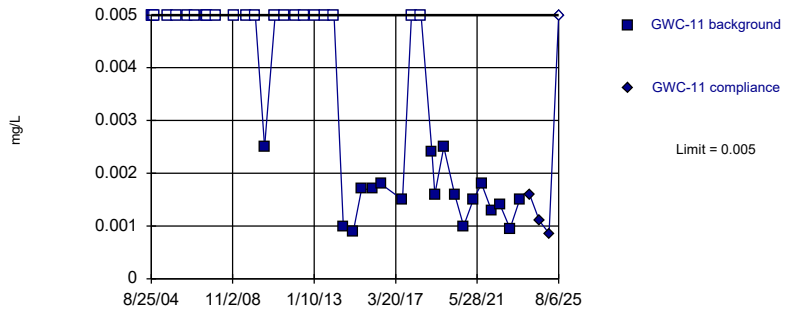

Non-parametric test used in lieu of parametric prediction limit because censored data exceeded 50%. Limit is highest of 41 background values. 56.1% NDs. Well-constituent pair annual alpha = 0.002235. Individual comparison alpha = 0.001118 (1 of 2).

Constituent: Vanadium Analysis Run 9/17/2025 5:12 PM View: Appendix I - Intrawell
Plant McIntosh Client: Southern Company Data: McIntosh LF 4

Sanitas™ v.10.0.27g Sanitas software utilized by Groundwater Stats Consulting. UG
Hollow symbols indicate censored values.

Within Limit

Prediction Limit

Intrawell Non-parametric

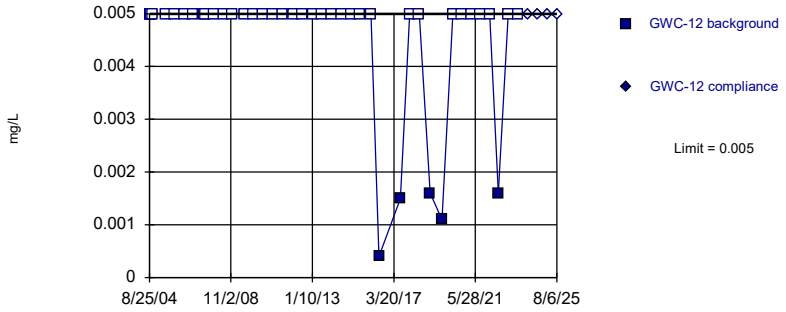

Non-parametric test used in lieu of parametric prediction limit because censored data exceeded 50%. Limit is highest of 41 background values. 87.8% NDs. Well-constituent pair annual alpha = 0.002235. Individual comparison alpha = 0.001118 (1 of 2).

Constituent: Vanadium Analysis Run 9/17/2025 5:12 PM View: Appendix I - Intrawell
Plant McIntosh Client: Southern Company Data: McIntosh LF 4

Sanitas™ v.10.0.27g Sanitas software utilized by Groundwater Stats Consulting. UG
Hollow symbols indicate censored values.

Within Limit

Prediction Limit

Intrawell Non-parametric

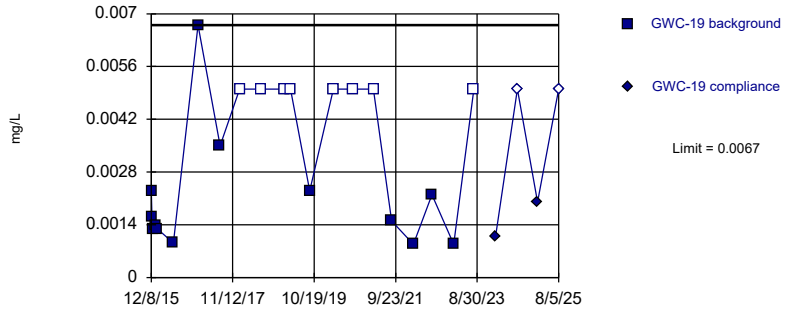

Non-parametric test used in lieu of parametric prediction limit because the Shapiro Wilk normality test showed the data to be non-normal at the 0.01 alpha level. Limit is highest of 21 background values. 38.1% NDs. Well-constituent pair annual alpha = 0.007982. Individual comparison alpha = 0.003999 (1 of 2).

Constituent: Vanadium Analysis Run 9/17/2025 5:12 PM View: Appendix I - Intrawell
Plant McIntosh Client: Southern Company Data: McIntosh LF 4

Sanitas™ v.10.0.27g Sanitas software utilized by Groundwater Stats Consulting. UG
Hollow symbols indicate censored values.

Within Limit

Prediction Limit

Intrawell Non-parametric

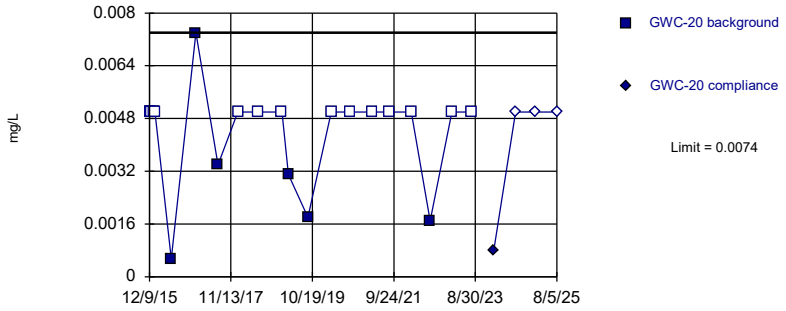

Non-parametric test used in lieu of parametric prediction limit because censored data exceeded 50%. Limit is highest of 21 background values. 71.43% NDs. Well-constituent pair annual alpha = 0.007982. Individual comparison alpha = 0.003999 (1 of 2).

Constituent: Vanadium Analysis Run 9/17/2025 5:12 PM View: Appendix I - Intrawell
Plant McIntosh Client: Southern Company Data: McIntosh LF 4

Sanitas™ v.10.0.27g Sanitas software utilized by Groundwater Stats Consulting. UG
Hollow symbols indicate censored values.

Within Limit

Prediction Limit

Intrawell Non-parametric

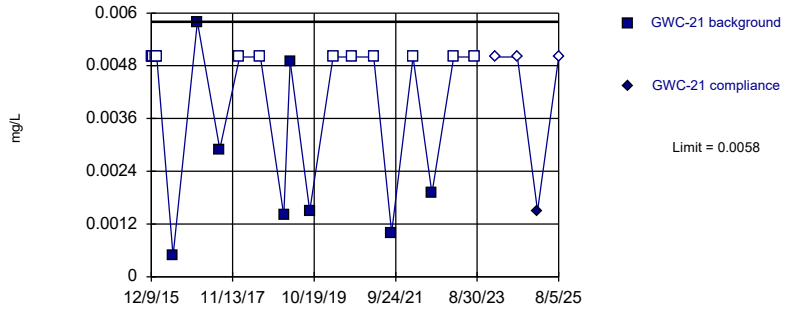

Non-parametric test used in lieu of parametric prediction limit because censored data exceeded 50%. Limit is highest of 21 background values. 61.9% NDs. Well-constituent pair annual alpha = 0.007982. Individual comparison alpha = 0.003999 (1 of 2).

Constituent: Vanadium Analysis Run 9/17/2025 5:12 PM View: Appendix I - Intrawell
Plant McIntosh Client: Southern Company Data: McIntosh LF 4

Sanitas™ v.10.0.27g Sanitas software utilized by Groundwater Stats Consulting. UG
Hollow symbols indicate censored values.

Within Limit

Prediction Limit

Intrawell Non-parametric

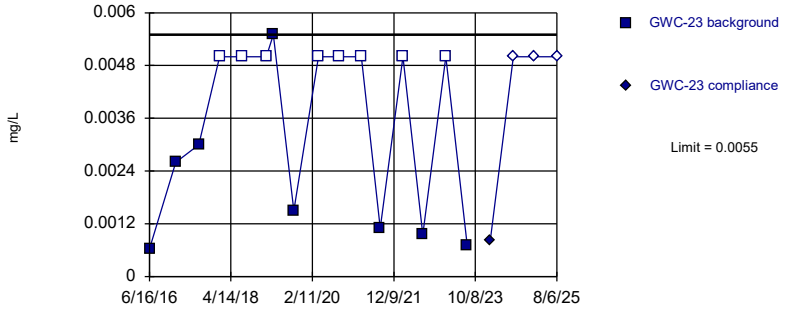

Non-parametric test used in lieu of parametric prediction limit because the Shapiro Wilk normality test showed the data to be non-normal at the 0.05 alpha level. Limit is highest of 16 background values. 50% NDs. Well-constituent pair annual alpha = 0.01287. Individual comparison alpha = 0.006456 (1 of 2).

Constituent: Vanadium Analysis Run 9/17/2025 5:12 PM View: Appendix I - Intrawell
Plant McIntosh Client: Southern Company Data: McIntosh LF 4

Sanitas™ v.10.0.27g Sanitas software utilized by Groundwater Stats Consulting. UG
Hollow symbols indicate censored values.

Within Limit

Prediction Limit

Intrawell Non-parametric

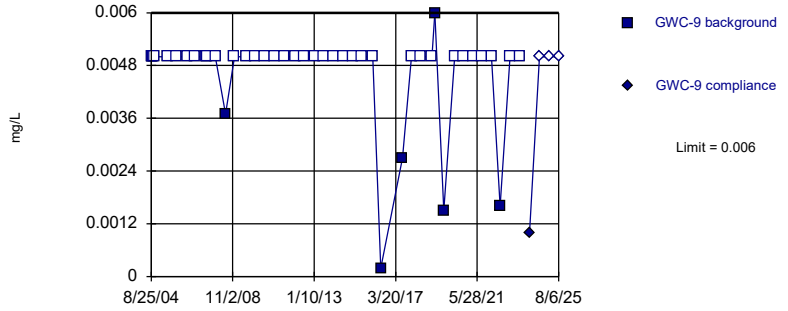

Non-parametric test used in lieu of parametric prediction limit because censored data exceeded 50%. Limit is highest of 42 background values. 85.71% NDs. Well-constituent pair annual alpha = 0.002154. Individual comparison alpha = 0.001077 (1 of 2).

Constituent: Vanadium Analysis Run 9/17/2025 5:12 PM View: Appendix I - Intrawell
Plant McIntosh Client: Southern Company Data: McIntosh LF 4

Sanitas™ v.10.0.27g Sanitas software utilized by Groundwater Stats Consulting. UG
Hollow symbols indicate censored values.

Within Limit

Prediction Limit

Intrawell Non-parametric

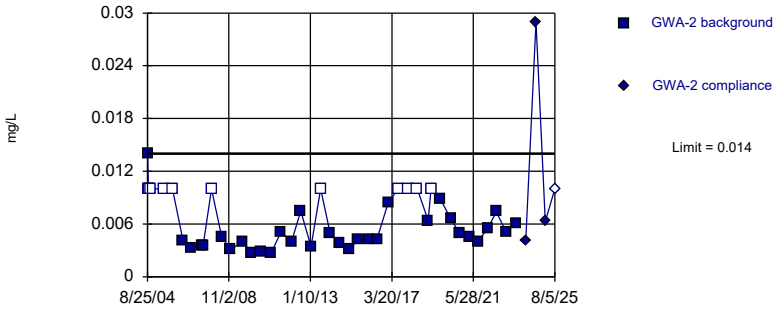

Non-parametric test used in lieu of parametric prediction limit because the Shapiro Wilk normality test showed the data to be non-normal at the 0.01 alpha level. Limit is highest of 43 background values. 25.58% NDs. Well-constituent pair annual alpha = 0.002073. Individual comparison alpha = 0.001037 (1 of 2).

Constituent: Zinc Analysis Run 9/17/2025 5:12 PM View: Appendix I - Intrawell
Plant McIntosh Client: Southern Company Data: McIntosh LF 4

Sanitas™ v.10.0.27g Sanitas software utilized by Groundwater Stats Consulting. UG
Hollow symbols indicate censored values.

Within Limit

Prediction Limit

Intrawell Non-parametric

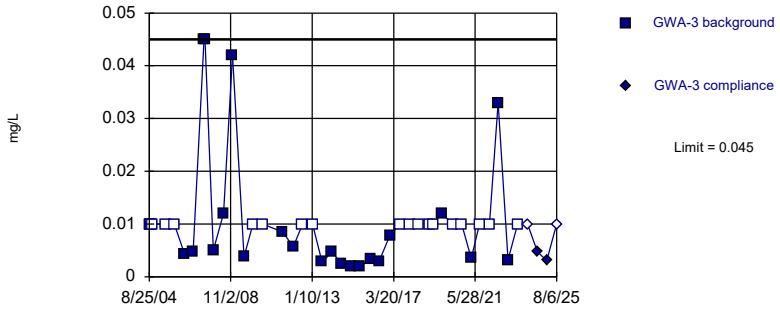

Non-parametric test used in lieu of parametric prediction limit because the Shapiro Wilk normality test showed the data to be non-normal at the 0.01 alpha level. Limit is highest of 42 background values. 47.62% NDs. Well-constituent pair annual alpha = 0.002154. Individual comparison alpha = 0.001077 (1 of 2).

Constituent: Zinc Analysis Run 9/17/2025 5:12 PM View: Appendix I - Intrawell
Plant McIntosh Client: Southern Company Data: McIntosh LF 4

Sanitas™ v.10.0.27g Sanitas software utilized by Groundwater Stats Consulting. UG
Hollow symbols indicate censored values.

Within Limit

Prediction Limit

Intrawell Parametric

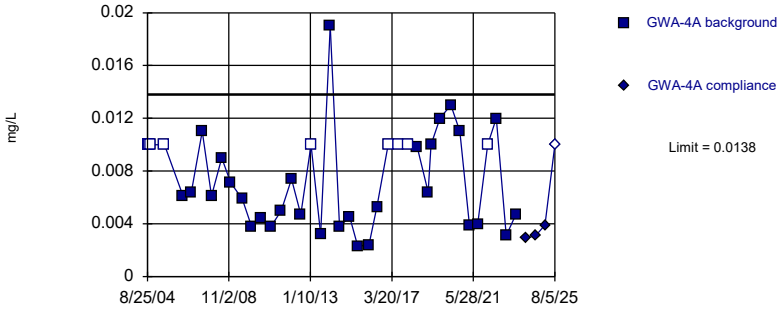

Background Data Summary (based on square root transformation) (after Kaplan-Meier Adjustment): Mean=0.07257, Std. Dev.=0.02005, n=41, 24.39% NDs. Normality test: Shapiro Wilk @alpha = 0.01, calculated = 0.9376, critical = 0.92. Kappa = 2.24 (c=15, w=9, 1 of 2, event alpha = 0.05132). Report alpha = 0.0003901.

Constituent: Zinc Analysis Run 9/17/2025 5:12 PM View: Appendix I - Intrawell
Plant McIntosh Client: Southern Company Data: McIntosh LF 4

Sanitas™ v.10.0.27g Sanitas software utilized by Groundwater Stats Consulting. UG
Hollow symbols indicate censored values.

Within Limit

Prediction Limit

Intrawell Non-parametric

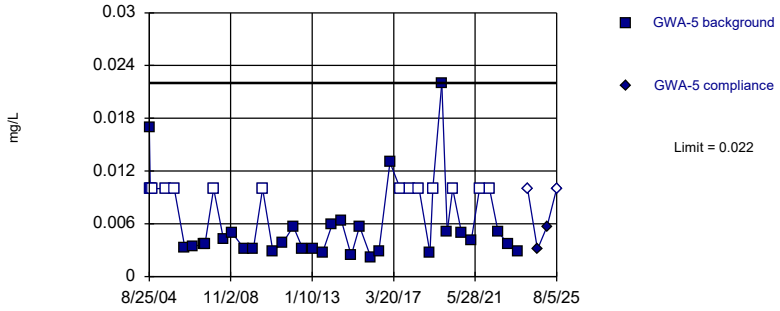

Non-parametric test used in lieu of parametric prediction limit because the Shapiro Wilk normality test showed the data to be non-normal at the 0.01 alpha level. Limit is highest of 44 background values. 31.82% NDs. Well-constituent pair annual alpha = 0.001992. Individual comparison alpha = 0.0009963 (1 of 2).

Constituent: Zinc Analysis Run 9/17/2025 5:12 PM View: Appendix I - Intrawell
Plant McIntosh Client: Southern Company Data: McIntosh LF 4

Sanitas™ v.10.0.27g Sanitas software utilized by Groundwater Stats Consulting. UG
Hollow symbols indicate censored values.

Within Limit

Prediction Limit

Intrawell Non-parametric

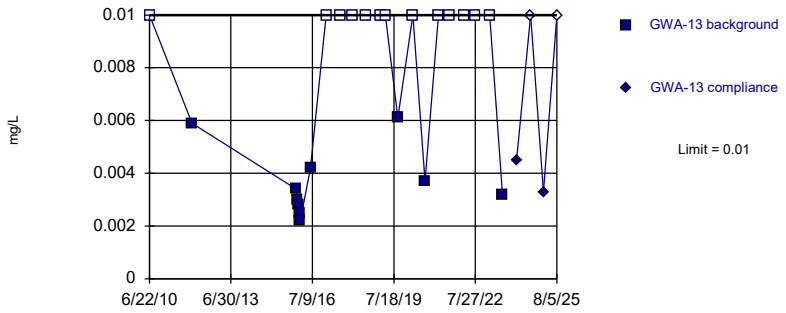

Non-parametric test used in lieu of parametric prediction limit because censored data exceeded 50%. Limit is highest of 23 background values. 56.52% NDs. Well-constituent pair annual alpha = 0.006819. Individual comparison alpha = 0.003415 (1 of 2).

Constituent: Zinc Analysis Run 9/17/2025 5:12 PM View: Appendix I - Intrawell
Plant McIntosh Client: Southern Company Data: McIntosh LF 4

Sanitas™ v.10.0.27g Sanitas software utilized by Groundwater Stats Consulting. UG
Hollow symbols indicate censored values.

Within Limit

Prediction Limit

Intrawell Parametric

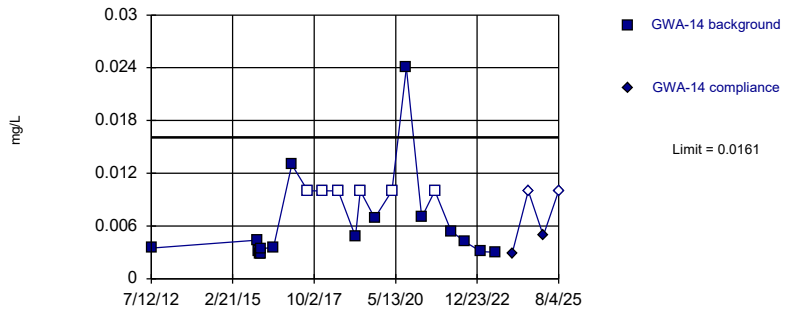

Background Data Summary (based on cube root transformation) (after Kaplan-Meier Adjustment): Mean=0.168, Std. Dev.=0.03462, n=22, 27.27% NDs. Normality test: Shapiro Wilk @alpha = 0.01, calculated = 0.8788, critical = 0.878. Kappa = 2.441 (c=15, w=9, 1 of 2, event alpha = 0.05132). Report alpha = 0.0003901.

Constituent: Zinc Analysis Run 9/17/2025 5:12 PM View: Appendix I - Intrawell
Plant McIntosh Client: Southern Company Data: McIntosh LF 4

Sanitas™ v.10.0.27g Sanitas software utilized by Groundwater Stats Consulting. UG
Hollow symbols indicate censored values.

Within Limit

Prediction Limit

Intrawell Parametric

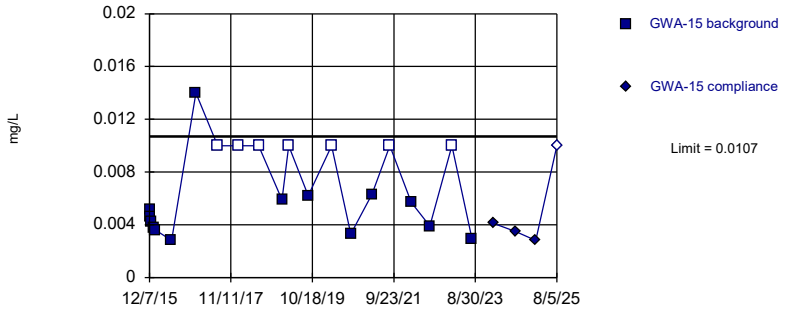

Background Data Summary (after Kaplan-Meier Adjustment): Mean=0.004945, Std. Dev.=0.002338, n=21, 33.33% NDs. Normality test: Shapiro Wilk @alpha = 0.01, calculated = 0.8766, critical = 0.873. Kappa = 2.461 (c=15, w=9, 1 of 2, event alpha = 0.05132). Report alpha = 0.0003901.

Constituent: Zinc Analysis Run 9/17/2025 5:12 PM View: Appendix I - Intrawell
Plant McIntosh Client: Southern Company Data: McIntosh LF 4

Sanitas™ v.10.0.27g Sanitas software utilized by Groundwater Stats Consulting. UG
Hollow symbols indicate censored values.

Within Limit

Prediction Limit

Intrawell Non-parametric

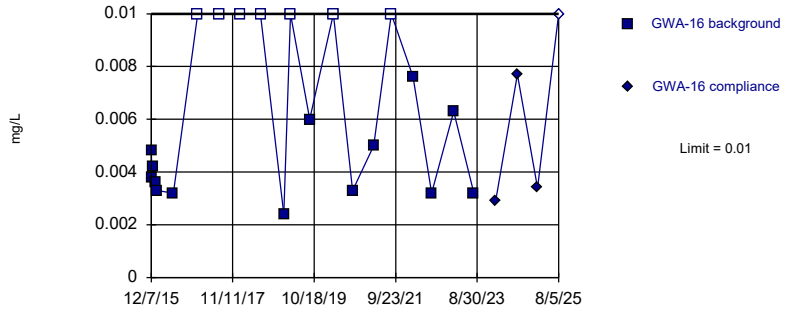

Non-parametric test used in lieu of parametric prediction limit because the Shapiro Wilk normality test showed the data to be non-normal at the 0.01 alpha level. Limit is highest of 21 background values. 33.33% NDs. Well-constituent pair annual alpha = 0.007982. Individual comparison alpha = 0.003999 (1 of 2).

Constituent: Zinc Analysis Run 9/17/2025 5:12 PM View: Appendix I - Intrawell
Plant McIntosh Client: Southern Company Data: McIntosh LF 4

Sanitas™ v.10.0.27g Sanitas software utilized by Groundwater Stats Consulting. UG
Hollow symbols indicate censored values.

Within Limit

Prediction Limit

Intrawell Parametric

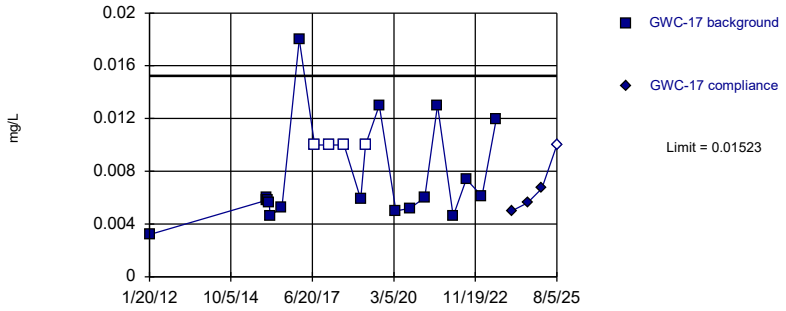

Background Data Summary (based on square root transformation) (after Kaplan-Meier Adjustment): Mean=0.07819, Std. Dev.=0.01852, n=22, 18.18% NDs. Normality test: Shapiro Wilk @alpha = 0.01, calculated = 0.9039, critical = 0.878. Kappa = 2.441 (c=15, w=9, 1 of 2, event alpha = 0.05132). Report alpha = 0.0003901.

Constituent: Zinc Analysis Run 9/17/2025 5:12 PM View: Appendix I - Intrawell
Plant McIntosh Client: Southern Company Data: McIntosh LF 4

Sanitas™ v.10.0.27g Sanitas software utilized by Groundwater Stats Consulting. UG
Hollow symbols indicate censored values.

Within Limit

Prediction Limit

Intrawell Parametric

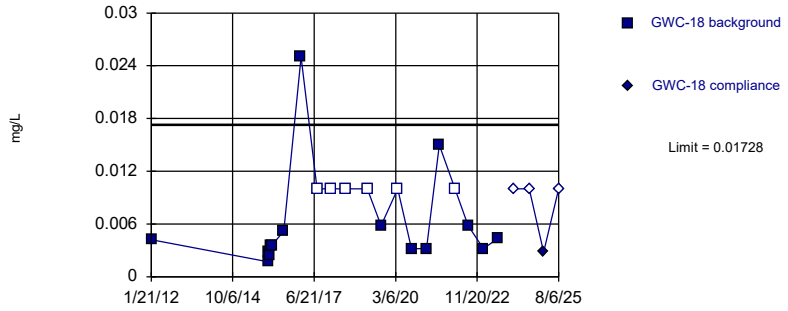

Background Data Summary (based on square root transformation) (after Kaplan-Meier Adjustment): Mean=0.06479, Std. Dev.=0.02709, n=21, 28.57% NDs. Normality test: Shapiro Wilk @alpha = 0.01, calculated = 0.8909, critical = 0.873. Kappa = 2.461 (c=15, w=9, 1 of 2, event alpha = 0.05132). Report alpha = 0.0003901.

Constituent: Zinc Analysis Run 9/17/2025 5:12 PM View: Appendix I - Intrawell
Plant McIntosh Client: Southern Company Data: McIntosh LF 4

Sanitas™ v.10.0.27g Sanitas software utilized by Groundwater Stats Consulting. UG
Hollow symbols indicate censored values.

Within Limit

Prediction Limit

Intrawell Non-parametric

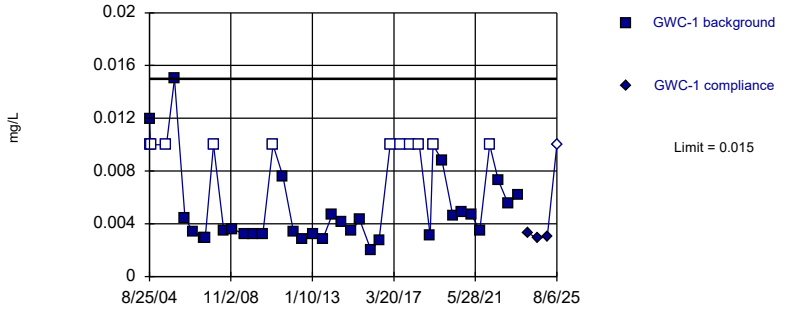

Non-parametric test used in lieu of parametric prediction limit because the Shapiro Wilk normality test showed the data to be non-normal at the 0.01 alpha level. Limit is highest of 42 background values. 26.19% NDs. Well-constituent pair annual alpha = 0.002154. Individual comparison alpha = 0.001077 (1 of 2).

Constituent: Zinc Analysis Run 9/17/2025 5:12 PM View: Appendix I - Intrawell
Plant McIntosh Client: Southern Company Data: McIntosh LF 4

Sanitas™ v.10.0.27g Sanitas software utilized by Groundwater Stats Consulting. UG
Hollow symbols indicate censored values.

Within Limit

Prediction Limit

Intrawell Non-parametric

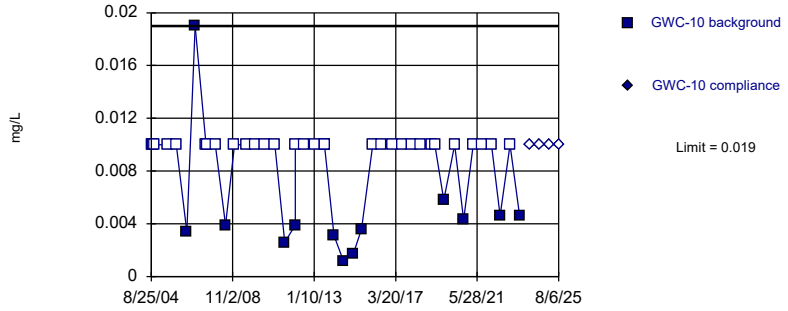

Non-parametric test used in lieu of parametric prediction limit because censored data exceeded 50%. Limit is highest of 45 background values. 68.89% NDs. Well-constituent pair annual alpha = 0.001911. Individual comparison alpha = 0.0009557 (1 of 2).

Constituent: Zinc Analysis Run 9/17/2025 5:12 PM View: Appendix I - Intrawell
Plant McIntosh Client: Southern Company Data: McIntosh LF 4

Sanitas™ v.10.0.27g Sanitas software utilized by Groundwater Stats Consulting. UG
Hollow symbols indicate censored values.

Within Limit

Prediction Limit

Intrawell Non-parametric

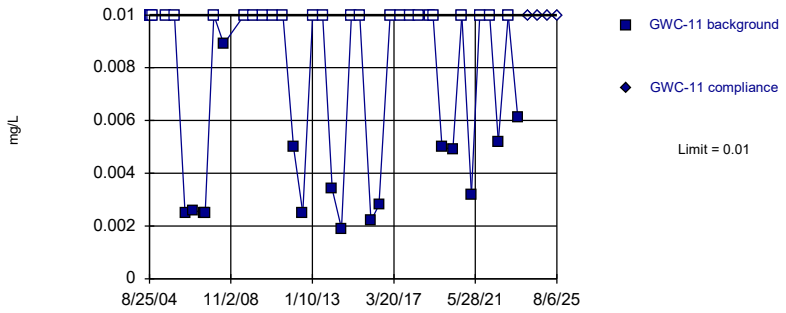

Non-parametric test used in lieu of parametric prediction limit because censored data exceeded 50%. Limit is highest of 42 background values. 61.9% NDs. Well-constituent pair annual alpha = 0.002154. Individual comparison alpha = 0.001077 (1 of 2).

Constituent: Zinc Analysis Run 9/17/2025 5:12 PM View: Appendix I - Intrawell
Plant McIntosh Client: Southern Company Data: McIntosh LF 4

Sanitas™ v.10.0.27g Sanitas software utilized by Groundwater Stats Consulting. UG
Hollow symbols indicate censored values.

Within Limit

Prediction Limit

Intrawell Non-parametric

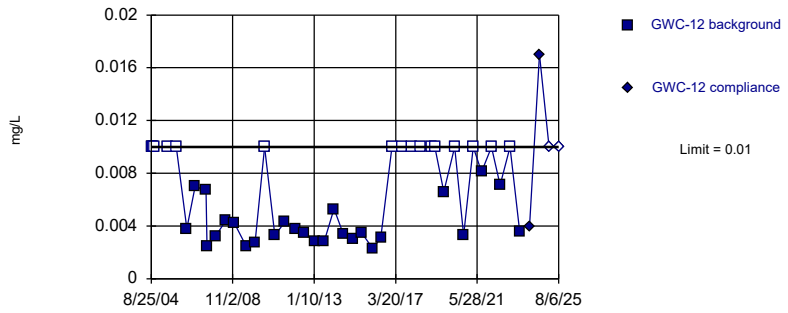

Non-parametric test used in lieu of parametric prediction limit because the Shapiro Wilk normality test showed the data to be non-normal at the 0.01 alpha level. Limit is highest of 43 background values. 37.21% NDs. Well-constituent pair annual alpha = 0.002073. Individual comparison alpha = 0.001037 (1 of 2).

Constituent: Zinc Analysis Run 9/17/2025 5:12 PM View: Appendix I - Intrawell
Plant McIntosh Client: Southern Company Data: McIntosh LF 4

Sanitas™ v.10.0.27g Sanitas software utilized by Groundwater Stats Consulting. UG
Hollow symbols indicate censored values.

Within Limit

Prediction Limit

Intrawell Parametric

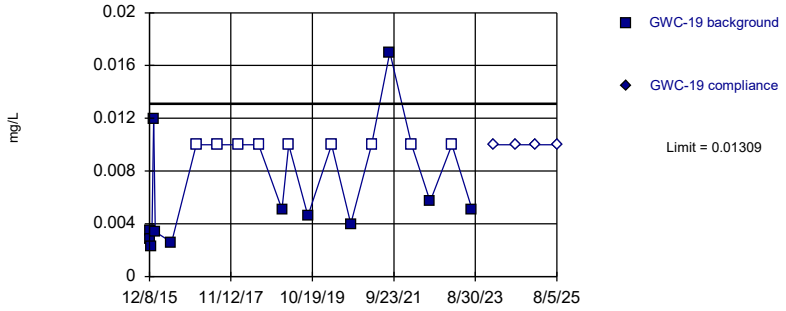

Background Data Summary (based on square root transformation) (after Kaplan-Meier Adjustment): Mean=0.06612, Std. Dev.=0.01963, n=21, 42.86% NDs. Normality test: Shapiro Wilk @alpha = 0.01, calculated = 0.8893, critical = 0.873. Kappa = 2.461 (c=15, w=9, 1 of 2, event alpha = 0.05132). Report alpha = 0.0003901.

Constituent: Zinc Analysis Run 9/17/2025 5:12 PM View: Appendix I - Intrawell
Plant McIntosh Client: Southern Company Data: McIntosh LF 4

Sanitas™ v.10.0.27g Sanitas software utilized by Groundwater Stats Consulting. UG
Hollow symbols indicate censored values.

Within Limit

Prediction Limit

Intrawell Non-parametric

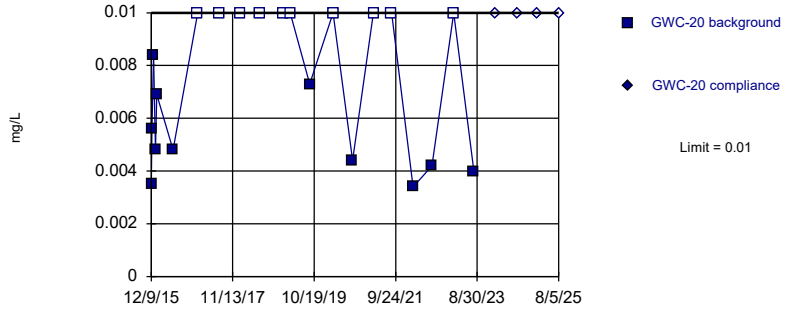

Non-parametric test used in lieu of parametric prediction limit because the Shapiro Wilk normality test showed the data to be non-normal at the 0.01 alpha level. Limit is highest of 21 background values. 47.62% NDs. Well-constituent pair annual alpha = 0.007982. Individual comparison alpha = 0.003999 (1 of 2).

Constituent: Zinc Analysis Run 9/17/2025 5:12 PM View: Appendix I - Intrawell
Plant McIntosh Client: Southern Company Data: McIntosh LF 4

Sanitas™ v.10.0.27g Sanitas software utilized by Groundwater Stats Consulting. UG
Hollow symbols indicate censored values.

Within Limit

Prediction Limit

Intrawell Non-parametric

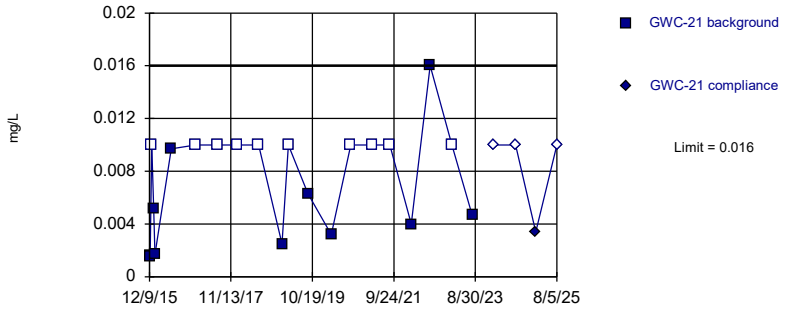

Non-parametric test used in lieu of parametric prediction limit because the Shapiro Wilk normality test showed the data to be non-normal at the 0.01 alpha level. Limit is highest of 21 background values. 47.62% NDs. Well-constituent pair annual alpha = 0.007982. Individual comparison alpha = 0.003999 (1 of 2).

Constituent: Zinc Analysis Run 9/17/2025 5:12 PM View: Appendix I - Intrawell
Plant McIntosh Client: Southern Company Data: McIntosh LF 4

Sanitas™ v.10.0.27g Sanitas software utilized by Groundwater Stats Consulting. UG
Hollow symbols indicate censored values.

Within Limit

Prediction Limit

Intrawell Parametric

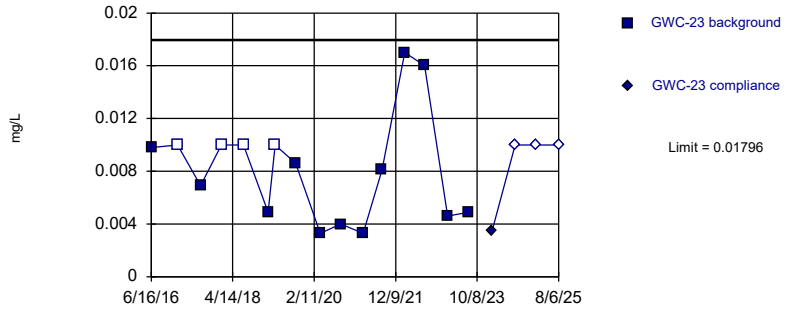

Background Data Summary (after Kaplan-Meier Adjustment): Mean=0.007076, Std. Dev.=0.004162, n=16, 25% NDs. Normality test: Shapiro Wilk @alpha = 0.05, calculated = 0.8901, critical = 0.887. Kappa = 2.615 (c=15, w=9, 1 of 2, event alpha = 0.05132). Report alpha = 0.0003901.

Constituent: Zinc Analysis Run 9/17/2025 5:12 PM View: Appendix I - Intrawell
Plant McIntosh Client: Southern Company Data: McIntosh LF 4

Sanitas™ v.10.0.27g Sanitas software utilized by Groundwater Stats Consulting. UG
Hollow symbols indicate censored values.

Within Limit

Prediction Limit

Intrawell Non-parametric

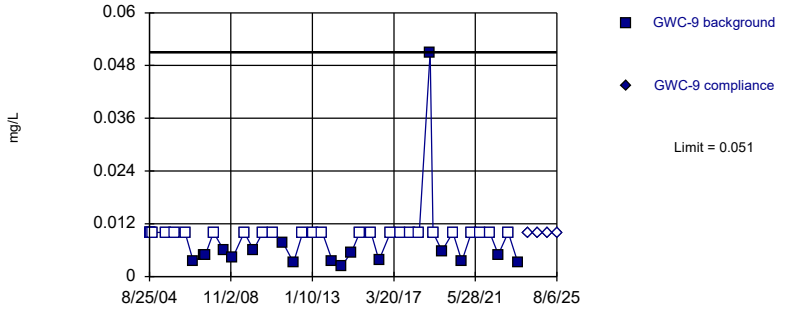

Non-parametric test used in lieu of parametric prediction limit because censored data exceeded 50%. Limit is highest of 43 background values. 60.47% NDs. Well-constituent pair annual alpha = 0.002073. Individual comparison alpha = 0.001037 (1 of 2).

Constituent: Zinc Analysis Run 9/17/2025 5:12 PM View: Appendix I - Intrawell
Plant McIntosh Client: Southern Company Data: McIntosh LF 4

Prediction Limit

Constituent: Antimony (mg/L) Analysis Run 9/17/2025 5:16 PM View: Appendix I - Intrawell

Plant McIntosh Client: Southern Company Data: McIntosh LF 4

	GWA-2	GWA-2
8/25/2004	<0.005	
9/11/2004	<0.005	
9/26/2004	<0.005	
10/13/2004	<0.005	
7/11/2005	<0.005	
12/7/2005	<0.005	
6/23/2006	<0.005	
11/28/2006	<0.005	
6/19/2007	<0.005	
7/6/2007	<0.005	
12/13/2007	<0.005	
6/20/2008	<0.005	
12/7/2008	<0.005	
7/9/2009	<0.005	
12/28/2009	<0.005	
6/22/2010	<0.005	
1/4/2011	<0.005	
7/9/2011	<0.005	
1/21/2012	<0.005	
7/11/2012	<0.005	
1/20/2013	<0.005	
7/19/2013	<0.005	
1/15/2014	<0.005	
7/11/2014	<0.005	
1/16/2015	<0.005	
6/20/2015	<0.005	
1/16/2016	<0.005	
4/19/2016	<0.005	
6/14/2016	<0.005	
8/9/2016	<0.005	
9/26/2016	<0.005	
11/15/2016	<0.005	
1/10/2017	<0.005	
2/28/2017	<0.005	
4/19/2017	<0.005	
7/17/2017	<0.005	
1/10/2018	<0.005	
7/11/2018	<0.005	
1/29/2019	<0.005	
3/27/2019	<0.005	
9/11/2019	<0.005	
4/1/2020	0.0004 (J)	
9/15/2020	<0.005	
3/16/2021	<0.005	
8/17/2021	<0.005	
2/22/2022	<0.005	
8/2/2022	<0.005	
2/7/2023	<0.005	
8/1/2023	<0.005	
2/6/2024		<0.005
8/15/2024		<0.005
2/4/2025		<0.005

ND substitution: RL or RL/2 if <15% NDs.

Prediction Limit

Constituent: Antimony (mg/L) Analysis Run 9/17/2025 5:16 PM View: Appendix I - Intrawell

Plant McIntosh Client: Southern Company Data: McIntosh LF 4

	GWA-2	GWA-2
8/5/2025		<0.005

ND substitution: RL or RL/2 if <15% NDs.

Prediction Limit

Constituent: Antimony (mg/L) Analysis Run 9/17/2025 5:16 PM View: Appendix I - Intrawell

Plant McIntosh Client: Southern Company Data: McIntosh LF 4

	GWA-3	GWA-3
8/25/2004	<0.005	
9/11/2004	<0.005	
9/26/2004	<0.005	
10/13/2004	<0.005	
7/11/2005	<0.005	
12/7/2005	<0.005	
6/23/2006	<0.005	
11/28/2006	<0.005	
6/19/2007	<0.005	
7/6/2007	<0.005	
12/13/2007	<0.005	
6/20/2008	<0.005	
12/7/2008	<0.005	
7/9/2009	<0.005	
12/28/2009	<0.005	
6/22/2010	<0.005	
1/5/2011	<0.005	
7/9/2011	<0.005	
1/20/2012	<0.005	
7/11/2012	<0.005	
1/19/2013	<0.005	
7/18/2013	<0.005	
1/15/2014	<0.005	
7/11/2014	<0.005	
1/15/2015	<0.005	
6/19/2015	<0.005	
1/16/2016	<0.005	
4/19/2016	<0.005	
6/14/2016	<0.005	
8/9/2016	<0.005	
9/27/2016	<0.005	
11/14/2016	<0.005	
1/10/2017	<0.005	
2/28/2017	<0.005	
4/19/2017	<0.005	
7/18/2017	0.0022 (J)	
1/10/2018	<0.005	
7/11/2018	<0.005	
1/29/2019	<0.005	
3/27/2019	<0.005	
9/11/2019	0.00081 (J)	
4/1/2020	<0.005	
9/15/2020	<0.005	
3/16/2021	<0.005	
8/17/2021	<0.005	
2/22/2022	<0.005	
8/2/2022	<0.005	
2/7/2023	<0.005	
8/2/2023	<0.005	
2/6/2024		<0.005
8/13/2024		<0.005
2/4/2025		<0.005

ND substitution: RL or RL/2 if <15% NDs.

Prediction Limit

Constituent: Antimony (mg/L) Analysis Run 9/17/2025 5:16 PM View: Appendix I - Intrawell

Plant McIntosh Client: Southern Company Data: McIntosh LF 4

	GWA-3	GWA-3
8/6/2025		<0.005

ND substitution: RL or RL/2 if <15% NDs.

Prediction Limit

Constituent: Antimony (mg/L) Analysis Run 9/17/2025 5:16 PM View: Appendix I - Intrawell

Plant McIntosh Client: Southern Company Data: McIntosh LF 4

	GWA-13	GWA-13
6/22/2010	<0.005	
12/7/2015	<0.005	
12/15/2015	<0.005	
12/29/2015	<0.005	
1/13/2016	<0.005	
1/25/2016	<0.005	
4/20/2016	<0.005	
6/14/2016	<0.005	
8/9/2016	<0.005	
9/27/2016	<0.005	
11/15/2016	<0.005	
1/12/2017	<0.005	
2/28/2017	<0.005	
4/20/2017	<0.005	
7/18/2017	<0.005	
1/10/2018	<0.005	
7/11/2018	<0.005	
1/29/2019	<0.005	
3/26/2019	<0.005	
9/10/2019	0.00052 (J)	
3/31/2020	<0.005	
9/15/2020	<0.005	
3/16/2021	<0.005	
8/18/2021	<0.005	
2/22/2022	<0.005	
8/2/2022	<0.005	
2/6/2023	<0.005	
8/1/2023	<0.005	
2/6/2024		<0.005
8/13/2024		<0.005
2/4/2025		<0.005
8/5/2025		<0.005

ND substitution: RL or RL/2 if <15% NDs.

Prediction Limit

Constituent: Antimony (mg/L) Analysis Run 9/17/2025 5:16 PM View: Appendix I - Intrawell

Plant McIntosh Client: Southern Company Data: McIntosh LF 4

	GWA-14	GWA-14
12/7/2015	<0.005	
12/15/2015	<0.005	
12/29/2015	<0.005	
1/13/2016	<0.005	
1/25/2016	<0.005	
4/20/2016	<0.005	
6/14/2016	<0.005	
8/9/2016	<0.005	
9/27/2016	<0.005	
11/15/2016	<0.005	
1/11/2017	<0.005	
2/28/2017	<0.005	
4/20/2017	<0.005	
7/19/2017	<0.005	
1/11/2018	<0.005	
7/11/2018	<0.005	
1/29/2019	<0.005	
3/26/2019	<0.005	
9/10/2019	<0.005	
4/1/2020	<0.005	
9/15/2020	0.00039 (J)	
3/16/2021	<0.005	
8/17/2021	<0.005	
2/22/2022	<0.005	
8/2/2022	<0.005	
2/7/2023	<0.005	
8/2/2023	<0.005	
2/6/2024		<0.005
8/13/2024		<0.005
2/4/2025		<0.005
8/4/2025		<0.005

ND substitution: RL or RL/2 if <15% NDs.

Prediction Limit

Constituent: Antimony (mg/L) Analysis Run 9/17/2025 5:16 PM View: Appendix I - Intrawell

Plant McIntosh Client: Southern Company Data: McIntosh LF 4

	GWC-18	GWC-18
1/21/2012	<0.005	
12/8/2015	<0.005	
12/14/2015	<0.005	
12/28/2015	<0.005	
1/14/2016	<0.005	
1/26/2016	<0.005	
4/19/2016	<0.005	
6/16/2016	0.00022 (J)	
8/11/2016	<0.005	
9/28/2016	<0.005	
11/16/2016	<0.005	
1/11/2017	<0.005	
3/1/2017	<0.005	
4/25/2017	<0.005	
7/25/2017	<0.005	
1/12/2018	<0.005	
7/11/2018	<0.005	
1/30/2019	<0.005	
3/27/2019	<0.005	
9/11/2019	<0.005	
4/1/2020	<0.005	
9/15/2020	<0.005	
3/17/2021	<0.005	
8/19/2021	<0.005	
2/23/2022	<0.005	
8/2/2022	<0.005	
2/7/2023	<0.005	
8/2/2023	<0.005	
2/7/2024		<0.005
8/14/2024		<0.005
2/5/2025		<0.005
8/6/2025		<0.005

ND substitution: RL or RL/2 if <15% NDs.

Prediction Limit

Constituent: Antimony (mg/L) Analysis Run 9/17/2025 5:16 PM View: Appendix I - Intrawell

Plant McIntosh Client: Southern Company Data: McIntosh LF 4

	GWC-1	GWC-1
8/25/2004	<0.005	
9/11/2004	<0.005	
9/26/2004	<0.005	
7/11/2005	<0.005	
12/7/2005	<0.005	
6/24/2006	<0.005	
11/29/2006	<0.005	
6/20/2007	<0.005	
7/6/2007	<0.005	
12/13/2007	<0.005	
6/20/2008	<0.005	
12/7/2008	<0.005	
7/9/2009	<0.005	
12/28/2009	<0.005	
6/22/2010	<0.005	
1/4/2011	<0.005	
7/9/2011	<0.005	
1/21/2012	<0.005	
7/11/2012	<0.005	
1/20/2013	<0.005	
7/19/2013	<0.005	
1/15/2014	<0.005	
7/11/2014	<0.005	
1/16/2015	<0.005	
6/20/2015	<0.005	
1/16/2016	<0.005	
4/20/2016	<0.005	
6/15/2016	<0.005	
8/10/2016	<0.005	
9/27/2016	<0.005	
11/15/2016	<0.005	
1/12/2017	<0.005	
3/1/2017	<0.005	
4/20/2017	<0.005	
7/19/2017	<0.005	
1/11/2018	<0.005	
7/12/2018	<0.005	
1/30/2019	<0.005	
3/27/2019	<0.005	
9/11/2019	<0.005	
4/1/2020	<0.005	
9/15/2020	<0.005	
3/16/2021	<0.005	
8/18/2021	<0.005	
2/23/2022	<0.005	
8/3/2022	0.00057 (J)	
2/7/2023	<0.005	
8/2/2023	<0.005	
2/7/2024		<0.005
8/14/2024		<0.005
2/5/2025		<0.005
8/6/2025		<0.005

ND substitution: RL or RL/2 if <15% NDs.

Prediction Limit

Constituent: Arsenic (mg/L) Analysis Run 9/17/2025 5:16 PM View: Appendix I - Intrawell

Plant McIntosh Client: Southern Company Data: McIntosh LF 4

	GWA-3	GWA-3
8/25/2004	<0.005	
9/11/2004	<0.005	
9/26/2004	<0.005	
10/13/2004	<0.005	
7/11/2005	<0.005	
12/7/2005	<0.005	
6/23/2006	<0.005	
11/28/2006	<0.005	
6/19/2007	<0.005	
7/6/2007	<0.005	
12/13/2007	<0.005	
6/20/2008	<0.005	
12/7/2008	<0.005	
7/9/2009	<0.005	
12/28/2009	<0.005	
6/22/2010	<0.005	
1/5/2011	0.0089 (O)	
7/9/2011	<0.005	
1/20/2012	<0.005	
7/11/2012	<0.005	
1/19/2013	<0.005	
7/18/2013	<0.005	
1/15/2014	<0.005	
7/11/2014	<0.005	
1/15/2015	<0.005	
6/19/2015	<0.005	
1/16/2016	<0.005	
4/19/2016	<0.005	
6/14/2016	<0.005	
8/9/2016	<0.005	
9/27/2016	<0.005	
11/14/2016	<0.005	
1/10/2017	<0.005	
2/28/2017	0.00061 (J)	
4/19/2017	0.00069 (J)	
7/18/2017	<0.005	
1/10/2018	<0.005	
7/11/2018	<0.005	
1/29/2019	<0.005	
3/27/2019	0.0011 (J)	
9/11/2019	<0.005	
4/1/2020	<0.005	
9/15/2020	<0.005	
3/16/2021	<0.005	
8/17/2021	<0.005	
2/22/2022	<0.005	
8/2/2022	<0.005	
2/7/2023	<0.005	
8/2/2023	<0.005	
2/6/2024		<0.005
8/13/2024		<0.005
2/4/2025		<0.005

ND substitution: RL or RL/2 if <15% NDs.

Prediction Limit

Constituent: Arsenic (mg/L) Analysis Run 9/17/2025 5:16 PM View: Appendix I - Intrawell
Plant McIntosh Client: Southern Company Data: McIntosh LF 4

	GWA-3	GWA-3
8/6/2025		<0.005

ND substitution: RL or RL/2 if <15% NDs.

Prediction Limit

Constituent: Arsenic (mg/L) Analysis Run 9/17/2025 5:16 PM View: Appendix I - Intrawell

Plant McIntosh Client: Southern Company Data: McIntosh LF 4

	GWA-4A	GWA-4A
8/25/2004	<0.005	
9/11/2004	<0.005	
9/26/2004	<0.005	
10/13/2004	<0.005	
7/12/2005	<0.005	
12/8/2005	<0.005	
6/24/2006	<0.005	
11/28/2006	<0.005	
6/19/2007	<0.005	
12/13/2007	<0.005	
6/20/2008	<0.005	
12/7/2008	<0.005	
7/9/2009	<0.005	
12/30/2009	<0.005	
6/22/2010	<0.005	
1/4/2011	<0.005	
7/10/2011	<0.005	
1/21/2012	<0.005	
7/11/2012	<0.005	
1/20/2013	<0.005	
7/19/2013	<0.005	
1/16/2014	<0.005	
7/10/2014	<0.005	
1/16/2015	<0.005	
6/20/2015	<0.005	
1/14/2016	<0.005	
4/20/2016	<0.005	
6/14/2016	0.00016 (J)	
8/11/2016	0.00096 (J)	
9/27/2016	0.0026	
11/14/2016	0.0017	
1/10/2017	0.0021	
2/28/2017	0.0027	
4/20/2017	0.0014	
7/18/2017	0.0012 (J)	
1/10/2018	0.00068 (J)	
7/11/2018	<0.005	
1/29/2019	<0.005	
3/26/2019	0.0005 (J)	
9/10/2019	0.00051 (J)	
3/31/2020	<0.005	
9/16/2020	<0.005	
3/17/2021	<0.005	
8/19/2021	<0.005	
2/23/2022	0.00035 (J)	
8/3/2022	<0.005	
2/7/2023	<0.005	
8/1/2023	<0.005	
2/6/2024		<0.005
8/13/2024		<0.005
2/3/2025		<0.005
8/5/2025		<0.005

ND substitution: RL or RL/2 if <15% NDs.

Prediction Limit

Constituent: Arsenic (mg/L) Analysis Run 9/17/2025 5:16 PM View: Appendix I - Intrawell

Plant McIntosh Client: Southern Company Data: McIntosh LF 4

	GWA-5	GWA-5
8/25/2004	<0.005	
9/11/2004	<0.005	
9/26/2004	<0.005	
10/13/2004	<0.005	
7/12/2005	<0.005	
12/8/2005	<0.005	
6/24/2006	<0.005	
11/28/2006	<0.005	
6/19/2007	<0.005	
7/6/2007	<0.005	
12/14/2007	<0.005	
6/20/2008	<0.005	
12/7/2008	<0.005	
7/9/2009	<0.005	
12/29/2009	<0.005	
6/22/2010	<0.005	
1/4/2011	<0.005	
7/9/2011	<0.005	
1/21/2012	<0.005	
7/11/2012	<0.005	
1/19/2013	<0.005	
7/18/2013	<0.005	
1/15/2014	<0.005	
7/10/2014	<0.005	
1/15/2015	<0.005	
6/19/2015	<0.005	
1/14/2016	<0.005	
4/20/2016	<0.005	
6/14/2016	5E-05 (J)	
8/9/2016	<0.005	
9/27/2016	<0.005	
11/15/2016	<0.005	
1/11/2017	<0.005	
2/28/2017	<0.005	
4/20/2017	<0.005	
7/18/2017	<0.005	
1/10/2018	<0.005	
7/11/2018	<0.005	
1/29/2019	<0.005	
3/26/2019	<0.005	
9/10/2019	0.00035 (J)	
3/31/2020	<0.005	
9/15/2020	<0.005	
3/17/2021	<0.005	
8/19/2021	<0.005	
2/22/2022	<0.005	
8/2/2022	<0.005	
2/7/2023	<0.005	
8/1/2023	<0.005	
2/6/2024		<0.005
8/13/2024		<0.005
2/4/2025		<0.005

ND substitution: RL or RL/2 if <15% NDs.

Prediction Limit

Constituent: Arsenic (mg/L) Analysis Run 9/17/2025 5:16 PM View: Appendix I - Intrawell
Plant McIntosh Client: Southern Company Data: McIntosh LF 4

	GWA-5	GWA-5
8/5/2025		<0.005

ND substitution: RL or RL/2 if <15% NDs.

Prediction Limit

Constituent: Arsenic (mg/L) Analysis Run 9/17/2025 5:16 PM View: Appendix I - Intrawell

Plant McIntosh Client: Southern Company Data: McIntosh LF 4

	GWA-13	GWA-13
6/22/2010	<0.005	
12/7/2015	<0.005	
12/15/2015	<0.005	
12/29/2015	<0.005	
1/13/2016	<0.005	
1/25/2016	<0.005	
4/20/2016	<0.005	
6/14/2016	<0.005	
8/9/2016	<0.005	
9/27/2016	<0.005	
11/15/2016	<0.005	
1/12/2017	<0.005	
2/28/2017	<0.005	
4/20/2017	<0.005	
7/18/2017	<0.005	
1/10/2018	<0.005	
7/11/2018	<0.005	
1/29/2019	<0.005	
3/26/2019	<0.005	
9/10/2019	0.00076 (J)	
3/31/2020	<0.005	
9/15/2020	<0.005	
3/16/2021	<0.005	
8/18/2021	<0.005	
2/22/2022	<0.005	
8/2/2022	<0.005	
2/6/2023	<0.005	
8/1/2023	<0.005	
2/6/2024		<0.005
8/13/2024		<0.005
2/4/2025		<0.005
8/5/2025		<0.005

ND substitution: RL or RL/2 if <15% NDs.

Prediction Limit

Constituent: Arsenic (mg/L) Analysis Run 9/17/2025 5:16 PM View: Appendix I - Intrawell

Plant McIntosh Client: Southern Company Data: McIntosh LF 4

	GWA-14	GWA-14
12/7/2015	<0.005	
12/15/2015	<0.005	
12/29/2015	<0.005	
1/13/2016	<0.005	
1/25/2016	<0.005	
4/20/2016	<0.005	
6/14/2016	<0.005	
8/9/2016	<0.005	
9/27/2016	<0.005	
11/15/2016	<0.005	
1/11/2017	<0.005	
2/28/2017	<0.005	
4/20/2017	<0.005	
7/19/2017	<0.005	
1/11/2018	<0.005	
7/11/2018	<0.005	
1/29/2019	<0.005	
3/26/2019	<0.005	
9/10/2019	0.00043 (J)	
4/1/2020	<0.005	
9/15/2020	<0.005	
3/16/2021	<0.005	
8/17/2021	<0.005	
2/22/2022	<0.005	
8/2/2022	<0.005	
2/7/2023	<0.005	
8/2/2023	<0.005	
2/6/2024		<0.005
8/13/2024		<0.005
2/4/2025		<0.005
8/4/2025		<0.005

ND substitution: RL or RL/2 if <15% NDs.

Prediction Limit

Constituent: Arsenic (mg/L) Analysis Run 9/17/2025 5:16 PM View: Appendix I - Intrawell

Plant McIntosh Client: Southern Company Data: McIntosh LF 4

	GWA-15	GWA-15
12/7/2015	<0.005	
12/15/2015	<0.005	
12/28/2015	<0.005	
1/13/2016	<0.005	
1/25/2016	<0.005	
4/21/2016	<0.005	
6/15/2016	<0.005	
8/9/2016	<0.005	
9/27/2016	<0.005	
11/15/2016	<0.005	
1/11/2017	<0.005	
2/28/2017	<0.005	
4/20/2017	<0.005	
7/19/2017	0.00056 (J)	
1/11/2018	<0.005	
7/11/2018	<0.005	
1/29/2019	<0.005	
3/26/2019	0.00075 (J)	
9/11/2019	0.00033 (J)	
4/1/2020	<0.005	
9/15/2020	<0.005	
3/17/2021	<0.005	
8/19/2021	<0.005	
2/22/2022	<0.005	
8/2/2022	<0.005	
2/7/2023	<0.005	
8/1/2023	<0.005	
2/6/2024		<0.005
8/13/2024		<0.005
2/4/2025		<0.005
8/5/2025		<0.005

ND substitution: RL or RL/2 if <15% NDs.

Prediction Limit

Constituent: Arsenic (mg/L) Analysis Run 9/17/2025 5:16 PM View: Appendix I - Intrawell

Plant McIntosh Client: Southern Company Data: McIntosh LF 4

	GWA-16	GWA-16
12/7/2015	<0.005	
12/14/2015	<0.005	
12/28/2015	<0.005	
1/13/2016	<0.005	
1/25/2016	<0.005	
4/20/2016	<0.005	
6/15/2016	<0.005	
8/9/2016	<0.005	
9/27/2016	<0.005	
11/15/2016	<0.005	
1/11/2017	<0.005	
3/1/2017	<0.005	
4/20/2017	<0.005	
7/19/2017	<0.005	
1/11/2018	<0.005	
7/11/2018	<0.005	
1/29/2019	<0.005	
3/26/2019	<0.005	
9/10/2019	0.00036 (J)	
4/1/2020	<0.005	
9/15/2020	<0.005	
3/16/2021	<0.005	
8/17/2021	<0.005	
2/22/2022	<0.005	
8/2/2022	<0.005	
2/7/2023	<0.005	
8/1/2023	<0.005	
2/6/2024		<0.005
8/13/2024		<0.005
2/4/2025		<0.005
8/5/2025		<0.005

ND substitution: RL or RL/2 if <15% NDs.

Prediction Limit

Constituent: Arsenic (mg/L) Analysis Run 9/17/2025 5:16 PM View: Appendix I - Intrawell

Plant McIntosh Client: Southern Company Data: McIntosh LF 4

	GWC-17	GWC-17
1/20/2012	<0.005	
12/8/2015	<0.005	
12/14/2015	<0.005	
12/28/2015	<0.005	
1/13/2016	<0.005	
1/26/2016	<0.005	
4/20/2016	<0.005	
6/15/2016	0.00015 (J)	
8/9/2016	<0.005	
9/27/2016	<0.005	
11/15/2016	<0.005	
1/11/2017	<0.005	
3/1/2017	<0.005	
4/20/2017	<0.005	
7/19/2017	0.00047 (J)	
1/11/2018	<0.005	
7/11/2018	<0.005	
1/29/2019	<0.005	
3/27/2019	0.00097 (J)	
9/11/2019	0.00038 (J)	
4/1/2020	<0.005	
9/15/2020	<0.005	
3/16/2021	<0.005	
8/19/2021	<0.005	
2/22/2022	<0.005	
8/2/2022	<0.005	
2/8/2023	<0.005	
8/2/2023	<0.005	
2/6/2024		<0.005
8/13/2024		<0.005
2/4/2025		<0.005
8/5/2025		<0.005

ND substitution: RL or RL/2 if <15% NDs.

Prediction Limit

Constituent: Arsenic (mg/L) Analysis Run 9/17/2025 5:16 PM View: Appendix I - Intrawell

Plant McIntosh Client: Southern Company Data: McIntosh LF 4

	GWC-18	GWC-18
1/21/2012	<0.005	
12/8/2015	<0.005	
12/14/2015	<0.005	
12/28/2015	<0.005	
1/14/2016	<0.005	
1/26/2016	<0.005	
4/19/2016	0.00112 (J)	
6/16/2016	0.0011 (J)	
8/11/2016	0.001 (J)	
9/28/2016	0.00062 (J)	
11/16/2016	0.00046 (J)	
1/11/2017	0.00093 (J)	
3/1/2017	0.0006 (J)	
4/25/2017	0.0011 (J)	
7/25/2017	0.001 (J)	
1/12/2018	0.00095 (J)	
7/11/2018	0.0007 (J)	
1/30/2019	0.0011 (J)	
3/27/2019	0.0019	
9/11/2019	0.0012	
4/1/2020	0.00067	
9/15/2020	0.00076 (J)	
3/17/2021	0.00072 (J)	
8/19/2021	0.00059 (J)	
2/23/2022	0.00098 (J)	
8/2/2022	0.0009 (J)	
2/7/2023	0.0011	
8/2/2023	0.001	
2/7/2024		0.0018
8/14/2024		0.0014
2/5/2025		0.00089 (J)
8/6/2025		<0.005

ND substitution: RL or RL/2 if <15% NDs.

Prediction Limit

Constituent: Arsenic (mg/L) Analysis Run 9/17/2025 5:16 PM View: Appendix I - Intrawell

Plant McIntosh Client: Southern Company Data: McIntosh LF 4

	GWC-1	GWC-1
8/25/2004	<0.005	
9/11/2004	<0.005	
9/26/2004	<0.005	
7/11/2005	<0.005	
12/7/2005	<0.005	
6/24/2006	<0.005	
11/29/2006	<0.005	
6/20/2007	<0.005	
7/6/2007	<0.005	
12/13/2007	<0.005	
6/20/2008	<0.005	
12/7/2008	<0.005	
7/9/2009	<0.005	
12/28/2009	<0.005	
6/22/2010	<0.005	
1/4/2011	<0.005	
7/9/2011	<0.005	
1/21/2012	<0.005	
7/11/2012	<0.005	
1/20/2013	<0.005	
7/19/2013	<0.005	
1/15/2014	<0.005	
7/11/2014	<0.005	
1/16/2015	<0.005	
6/20/2015	<0.005	
1/16/2016	<0.005	
4/20/2016	<0.005	
6/15/2016	<0.005	
8/10/2016	<0.005	
9/27/2016	<0.005	
11/15/2016	<0.005	
1/12/2017	<0.005	
3/1/2017	<0.005	
4/20/2017	<0.005	
7/19/2017	<0.005	
1/11/2018	<0.005	
7/12/2018	<0.005	
1/30/2019	<0.005	
3/27/2019	<0.005	
9/11/2019	<0.005	
4/1/2020	<0.005	
9/15/2020	<0.005	
3/16/2021	<0.005	
8/18/2021	0.0004 (J)	
2/23/2022	<0.005	
8/3/2022	<0.005	
2/7/2023	<0.005	
8/2/2023	<0.005	
2/7/2024		<0.005
8/14/2024		<0.005
2/5/2025		<0.005
8/6/2025		<0.005

ND substitution: RL or RL/2 if <15% NDs.

Prediction Limit

Constituent: Arsenic (mg/L) Analysis Run 9/17/2025 5:16 PM View: Appendix I - Intrawell

Plant McIntosh Client: Southern Company Data: McIntosh LF 4

	GWC-10	GWC-10
8/25/2004	<0.005	
9/11/2004	<0.005	
9/26/2004	<0.005	
10/13/2004	<0.005	
7/12/2005	<0.005	
12/7/2005	<0.005	
6/24/2006	<0.005	
11/29/2006	<0.005	
6/20/2007	<0.005	
7/6/2007	<0.005	
12/13/2007	<0.005	
6/20/2008	<0.005	
12/7/2008	<0.005	
7/10/2009	<0.005	
12/29/2009	<0.005	
6/22/2010	<0.005	
1/4/2011	<0.005	
7/10/2011	<0.005	
1/21/2012	<0.005	
7/11/2012	<0.005	
1/20/2013	<0.005	
7/19/2013	<0.005	
1/16/2014	<0.005	
7/10/2014	<0.005	
1/16/2015	<0.005	
6/20/2015	<0.005	
1/16/2016	<0.005	
4/21/2016	<0.005	
6/16/2016	0.0004 (J)	
8/10/2016	<0.005	
9/27/2016	<0.005	
11/15/2016	<0.005	
1/12/2017	0.00077 (J)	
3/1/2017	<0.005	
4/24/2017	<0.005	
7/24/2017	<0.005	
1/11/2018	0.00046 (J)	
7/12/2018	<0.005	
1/30/2019	0.00082 (J)	
3/27/2019	0.0013	
9/11/2019	0.00082 (J)	
4/1/2020	0.00055 (J)	
9/15/2020	0.00041 (J)	
3/16/2021	0.00069 (J)	
8/18/2021	0.00045 (J)	
2/23/2022	0.00048 (J)	
8/3/2022	0.00052 (J)	
2/8/2023	<0.005	
8/2/2023	<0.005	
2/7/2024		0.0013
8/14/2024		0.00099 (J)
2/4/2025		<0.005

ND substitution: RL or RL/2 if <15% NDs.

Prediction Limit

Constituent: Arsenic (mg/L) Analysis Run 9/17/2025 5:16 PM View: Appendix I - Intrawell
Plant McIntosh Client: Southern Company Data: McIntosh LF 4

	GWC-10	GWC-10
8/6/2025		<0.005

ND substitution: RL or RL/2 if <15% NDs.

Prediction Limit

Constituent: Arsenic (mg/L) Analysis Run 9/17/2025 5:16 PM View: Appendix I - Intrawell

Plant McIntosh Client: Southern Company Data: McIntosh LF 4

	GWC-11	GWC-11
8/25/2004	<0.005	
9/11/2004	<0.005	
9/26/2004	<0.005	
10/13/2004	<0.005	
7/12/2005	<0.005	
12/7/2005	<0.005	
6/25/2006	<0.005	
11/28/2006	<0.005	
6/21/2007	<0.005	
7/6/2007	<0.005	
12/14/2007	<0.005	
6/20/2008	<0.005	
12/7/2008	<0.005	
7/10/2009	<0.005	
12/29/2009	<0.005	
6/22/2010	<0.005	
1/5/2011	<0.005	
7/9/2011	<0.005	
1/21/2012	<0.005	
7/11/2012	<0.005	
1/19/2013	<0.005	
7/19/2013	<0.005	
1/15/2014	<0.005	
7/11/2014	<0.005	
1/16/2015	<0.005	
6/20/2015	<0.005	
1/14/2016	<0.005	
4/20/2016	0.00117 (J)	
6/15/2016	0.0013 (J)	
8/10/2016	0.0013	
9/27/2016	0.0011 (J)	
11/15/2016	0.001 (J)	
1/12/2017	0.0016	
3/1/2017	0.00092 (J)	
4/24/2017	0.0011 (J)	
7/24/2017	0.00086 (J)	
1/11/2018	0.0012 (J)	
7/12/2018	0.001 (J)	
1/30/2019	0.0015	
3/27/2019	0.0013	
9/11/2019	0.0017	
4/2/2020	0.0014	
9/15/2020	0.0011	
3/17/2021	0.0014	
8/18/2021	0.0013	
2/23/2022	0.0013	
8/2/2022	0.0013	
2/8/2023	0.0017	
8/2/2023	0.0014	
2/7/2024		0.002
8/14/2024		0.0018
2/5/2025		0.0013

ND substitution: RL or RL/2 if <15% NDs.

Prediction Limit

Constituent: Arsenic (mg/L) Analysis Run 9/17/2025 5:16 PM View: Appendix I - Intrawell
Plant McIntosh Client: Southern Company Data: McIntosh LF 4

	GWC-11	GWC-11
8/6/2025		<0.005

ND substitution: RL or RL/2 if <15% NDs.

Prediction Limit

Constituent: Arsenic (mg/L) Analysis Run 9/17/2025 5:16 PM View: Appendix I - Intrawell

Plant McIntosh Client: Southern Company Data: McIntosh LF 4

	GWC-12	GWC-12
8/25/2004	<0.005	
9/11/2004	<0.005	
9/26/2004	<0.005	
10/13/2004	<0.005	
7/11/2005	<0.005	
12/7/2005	<0.005	
6/24/2006	<0.005	
11/28/2006	<0.005	
6/20/2007	<0.005	
7/6/2007	<0.005	
12/13/2007	<0.005	
6/20/2008	<0.005	
12/7/2008	<0.005	
7/10/2009	<0.005	
12/28/2009	<0.005	
6/22/2010	<0.005	
1/4/2011	<0.005	
7/9/2011	<0.005	
1/20/2012	<0.005	
7/11/2012	<0.005	
1/19/2013	<0.005	
7/18/2013	<0.005	
1/15/2014	<0.005	
7/11/2014	<0.005	
1/15/2015	<0.005	
6/19/2015	<0.005	
1/16/2016	<0.005	
4/20/2016	<0.005	
6/15/2016	<0.005	
8/10/2016	<0.005	
9/27/2016	<0.005	
11/15/2016	<0.005	
1/12/2017	0.00062 (J)	
3/1/2017	<0.005	
4/20/2017	<0.005	
7/20/2017	0.00053 (J)	
1/11/2018	<0.005	
7/12/2018	<0.005	
1/30/2019	<0.005	
3/27/2019	0.0011 (J)	
9/11/2019	0.00032 (J)	
4/1/2020	<0.005	
9/16/2020	<0.005	
3/16/2021	<0.005	
8/18/2021	<0.005	
2/23/2022	<0.005	
8/3/2022	<0.005	
2/7/2023	<0.005	
8/2/2023	<0.005	
2/8/2024		<0.005
8/14/2024		<0.005
2/5/2025		<0.005

ND substitution: RL or RL/2 if <15% NDs.

Prediction Limit

Constituent: Arsenic (mg/L) Analysis Run 9/17/2025 5:16 PM View: Appendix I - Intrawell
Plant McIntosh Client: Southern Company Data: McIntosh LF 4

	GWC-12	GWC-12
8/6/2025		<0.005

ND substitution: RL or RL/2 if <15% NDs.

Prediction Limit

Constituent: Arsenic (mg/L) Analysis Run 9/17/2025 5:16 PM View: Appendix I - Intrawell

Plant McIntosh Client: Southern Company Data: McIntosh LF 4

	GWC-19	GWC-19
12/8/2015	<0.005	
12/15/2015	<0.005	
12/28/2015	<0.005	
1/14/2016	<0.005	
1/26/2016	<0.005	
4/19/2016	<0.005	
6/16/2016	0.00026 (J)	
8/10/2016	<0.005	
9/28/2016	<0.005	
11/15/2016	<0.005	
1/16/2017	0.00067 (J)	
3/1/2017	<0.005	
4/25/2017	<0.005	
7/25/2017	<0.005	
1/12/2018	<0.005	
7/11/2018	<0.005	
1/29/2019	<0.005	
3/27/2019	<0.005	
9/11/2019	0.00057 (J)	
4/1/2020	<0.005	
9/16/2020	<0.005	
3/16/2021	<0.005	
8/19/2021	<0.005	
2/23/2022	0.00028 (J)	
8/3/2022	<0.005	
2/8/2023	<0.005	
8/2/2023	<0.005	
2/7/2024		0.00092 (J)
8/14/2024		<0.005
2/4/2025		<0.005
8/5/2025		<0.005

ND substitution: RL or RL/2 if <15% NDs.

Prediction Limit

Constituent: Arsenic (mg/L) Analysis Run 9/17/2025 5:16 PM View: Appendix I - Intrawell

Plant McIntosh Client: Southern Company Data: McIntosh LF 4

	GWC-20	GWC-20
12/9/2015	<0.005	
12/14/2015	<0.005	
12/29/2015	<0.005	
1/14/2016	<0.005	
1/25/2016	<0.005	
4/21/2016	<0.005	
6/16/2016	0.00014 (J)	
8/10/2016	<0.005	
9/27/2016	<0.005	
11/15/2016	<0.005	
1/13/2017	<0.005	
3/1/2017	<0.005	
4/25/2017	0.00046 (J)	
7/25/2017	<0.005	
1/12/2018	<0.005	
7/11/2018	<0.005	
1/29/2019	<0.005	
3/27/2019	<0.005	
9/11/2019	0.00066 (J)	
4/1/2020	<0.005	
9/15/2020	<0.005	
3/16/2021	<0.005	
8/19/2021	<0.005	
2/22/2022	<0.005	
8/3/2022	<0.005	
2/8/2023	<0.005	
8/2/2023	<0.005	
2/7/2024		<0.005
8/14/2024		<0.005
2/5/2025		<0.005
8/5/2025		<0.005

ND substitution: RL or RL/2 if <15% NDs.

Prediction Limit

Constituent: Arsenic (mg/L) Analysis Run 9/17/2025 5:16 PM View: Appendix I - Intrawell

Plant McIntosh Client: Southern Company Data: McIntosh LF 4

	GWC-21	GWC-21
12/9/2015	<0.005	
12/14/2015	<0.005	
12/29/2015	0.0022 (J)	
1/14/2016	0.002 (J)	
1/25/2016	<0.005	
4/21/2016	<0.005	
6/16/2016	0.00046 (J)	
8/10/2016	<0.005	
9/27/2016	0.00084 (J)	
11/15/2016	<0.005	
1/12/2017	<0.005	
3/1/2017	<0.005	
4/24/2017	<0.005	
7/25/2017	<0.005	
1/11/2018	<0.005	
7/11/2018	<0.005	
1/30/2019	<0.005	
3/27/2019	0.00074 (J)	
9/11/2019	0.00064 (J)	
4/1/2020	<0.005	
9/15/2020	<0.005	
3/17/2021	<0.005	
8/19/2021	<0.005	
2/23/2022	<0.005	
8/4/2022	<0.005	
2/8/2023	<0.005	
8/3/2023	<0.005	
2/7/2024		<0.005
8/14/2024		<0.005
2/5/2025		<0.005
8/5/2025		<0.005

ND substitution: RL or RL/2 if <15% NDs.

Prediction Limit

Constituent: Arsenic (mg/L) Analysis Run 9/17/2025 5:16 PM View: Appendix I - Intrawell

Plant McIntosh Client: Southern Company Data: McIntosh LF 4

	GWC-23	GWC-23
6/16/2016	0.00043 (J)	
8/10/2016	0.0021	
9/28/2016	0.0011 (J)	
11/16/2016	0.0011 (J)	
1/17/2017	0.00064 (J)	
3/2/2017	<0.005	
4/25/2017	0.0007 (J)	
7/13/2017	<0.005	
7/25/2017	<0.005	
1/12/2018	<0.005	
7/12/2018	<0.005	
1/30/2019	0.00034 (J)	
3/27/2019	0.00079 (J)	
9/11/2019	0.00051 (J)	
4/1/2020	<0.005	
9/15/2020	<0.005	
3/17/2021	<0.005	
8/19/2021	<0.005	
2/23/2022	<0.005	
8/4/2022	0.00053 (J)	
2/8/2023	<0.005	
8/3/2023	<0.005	
2/7/2024		<0.005
8/14/2024		<0.005
2/5/2025		<0.005
8/6/2025		<0.005

ND substitution: RL or RL/2 if <15% NDs.

Prediction Limit

Constituent: Arsenic (mg/L) Analysis Run 9/17/2025 5:16 PM View: Appendix I - Intrawell

Plant McIntosh Client: Southern Company Data: McIntosh LF 4

	GWC-9	GWC-9
8/25/2004	<0.005	
9/11/2004	<0.005	
9/26/2004	<0.005	
10/13/2004	<0.005	
7/12/2005	<0.005	
12/8/2005	<0.005	
6/25/2006	<0.005	
11/29/2006	<0.005	
6/20/2007	<0.005	
7/6/2007	<0.005	
12/13/2007	<0.005	
6/20/2008	<0.005	
12/7/2008	<0.005	
7/9/2009	<0.005	
12/29/2009	<0.005	
6/22/2010	<0.005	
1/5/2011	<0.005	
7/9/2011	<0.005	
1/21/2012	<0.005	
7/11/2012	<0.005	
1/19/2013	<0.005	
7/18/2013	<0.005	
1/15/2014	<0.005	
7/10/2014	<0.005	
1/16/2015	<0.005	
6/20/2015	<0.005	
1/14/2016	<0.005	
4/19/2016	<0.005	
6/15/2016	<0.005	
8/10/2016	<0.005	
9/27/2016	<0.005	
11/15/2016	<0.005	
1/13/2017	0.00055 (J)	
3/1/2017	<0.005	
4/24/2017	<0.005	
7/24/2017	<0.005	
1/12/2018	<0.005	
7/12/2018	<0.005	
1/30/2019	<0.005	
3/27/2019	0.00073 (J)	
9/11/2019	0.00044 (J)	
4/1/2020	<0.005	
9/16/2020	<0.005	
3/17/2021	<0.005	
8/19/2021	<0.005	
2/23/2022	<0.005	
8/3/2022	<0.005	
2/8/2023	<0.005	
8/2/2023	<0.005	
2/7/2024		0.00095 (J)
8/14/2024		<0.005
2/5/2025		<0.005

ND substitution: RL or RL/2 if <15% NDs.

Prediction Limit

Constituent: Arsenic (mg/L) Analysis Run 9/17/2025 5:16 PM View: Appendix I - Intrawell
Plant McIntosh Client: Southern Company Data: McIntosh LF 4

	GWC-9	GWC-9
8/6/2025		<0.005

ND substitution: RL or RL/2 if <15% NDs.

Prediction Limit

Constituent: Barium (mg/L) Analysis Run 9/17/2025 5:16 PM View: Appendix I - Intrawell

Plant McIntosh Client: Southern Company Data: McIntosh LF 4

	GWA-2	GWA-2
8/25/2004	0.018	
9/11/2004	0.019	
9/26/2004	0.02	
10/13/2004	0.017	
7/11/2005	0.012	
12/7/2005	0.014	
6/23/2006	0.018	
11/28/2006	0.015	
6/19/2007	0.014	
7/6/2007	0.014	
12/13/2007	0.014	
6/20/2008	0.018	
12/7/2008	0.013	
7/9/2009	0.019	
12/28/2009	0.012	
6/22/2010	0.02	
1/4/2011	0.02	
7/9/2011	0.028	
1/21/2012	0.026	
7/11/2012	0.038	
1/20/2013	0.025	
7/19/2013	0.018	
1/15/2014	0.026	
7/11/2014	0.029	
1/16/2015	0.021	
6/20/2015	0.031	
1/16/2016	0.031	
4/19/2016	0.0305	
6/14/2016	0.03	
8/9/2016	0.032	
9/26/2016	0.031	
11/15/2016	0.033	
1/10/2017	0.031	
2/28/2017	0.033	
4/19/2017	0.032	
7/17/2017	0.033	
1/10/2018	0.034	
7/11/2018	0.035	
1/29/2019	0.034	
3/27/2019	0.03	
9/11/2019	0.034	
4/1/2020	0.037	
9/15/2020	0.036	
3/16/2021	0.035	
8/17/2021	0.037	
2/22/2022	0.038	
8/2/2022	0.032	
2/7/2023	0.033	
8/1/2023	0.037	
2/6/2024		0.038
8/15/2024		0.036
2/4/2025		0.045

Prediction Limit

Constituent: Barium (mg/L) Analysis Run 9/17/2025 5:16 PM View: Appendix I - Intrawell

Plant McIntosh Client: Southern Company Data: McIntosh LF 4

	GWA-2	GWA-2
8/5/2025		0.032

Prediction Limit

Constituent: Barium (mg/L) Analysis Run 9/17/2025 5:16 PM View: Appendix I - Intrawell

Plant McIntosh Client: Southern Company Data: McIntosh LF 4

	GWA-3	GWA-3
8/25/2004	0.025	
9/11/2004	0.015	
9/26/2004	0.017	
10/13/2004	0.017	
7/11/2005	0.012	
12/7/2005	0.012	
6/23/2006	0.016	
11/28/2006	0.017	
6/19/2007	0.1 (o)	
7/6/2007	0.1 (O)	
12/13/2007	0.01	
6/20/2008	0.026	
12/7/2008	0.097 (O)	
7/9/2009	0.01	
12/28/2009	0.0091	
6/22/2010	0.011	
1/5/2011	0.21 (O)	
7/9/2011	0.035	
1/20/2012	0.021	
7/11/2012	0.009	
1/19/2013	0.01	
7/18/2013	0.014	
1/15/2014	0.016	
7/11/2014	0.016	
1/15/2015	0.014	
6/19/2015	0.013	
1/16/2016	0.021	
4/19/2016	0.0217	
6/14/2016	0.024	
8/9/2016	0.023	
9/27/2016	0.016	
11/14/2016	0.014	
1/10/2017	0.015	
2/28/2017	0.017	
4/19/2017	0.013	
7/18/2017	0.012	
1/10/2018	0.016	
7/11/2018	0.015	
1/29/2019	0.017	
3/27/2019	0.014	
9/11/2019	0.015	
4/1/2020	0.014	
9/15/2020	0.015	
3/16/2021	0.015	
8/17/2021	0.015	
2/22/2022	0.015	
8/2/2022	0.012	
2/7/2023	0.012	
8/2/2023	0.015	
2/6/2024		0.012
8/13/2024		0.014
2/4/2025		0.012

Prediction Limit

Constituent: Barium (mg/L) Analysis Run 9/17/2025 5:16 PM View: Appendix I - Intrawell

Plant McIntosh Client: Southern Company Data: McIntosh LF 4

	GWA-3	GWA-3
8/6/2025		0.013

Prediction Limit

Constituent: Barium (mg/L) Analysis Run 9/17/2025 5:16 PM View: Appendix I - Intrawell

Plant McIntosh Client: Southern Company Data: McIntosh LF 4

	GWA-4A	GWA-4A
8/25/2004	0.0096	
9/11/2004	0.024	
9/26/2004	0.027	
10/13/2004	0.022	
7/12/2005	0.029	
12/8/2005	0.023	
6/24/2006	0.026	
11/28/2006	0.039	
6/19/2007	0.037	
12/13/2007	0.029	
6/20/2008	0.037	
12/7/2008	0.025	
7/9/2009	0.028	
12/30/2009	0.017	
6/22/2010	0.032	
1/4/2011	0.02	
7/10/2011	0.032	
1/21/2012	0.026	
7/11/2012	0.023	
1/20/2013	0.011	
7/19/2013	0.018	
1/16/2014	0.015	
7/10/2014	0.025	
1/16/2015	0.022	
6/20/2015	0.015	
1/14/2016	0.016	
4/20/2016	0.0234	
6/14/2016	0.019	
8/11/2016	0.024	
9/27/2016	0.035	
11/14/2016	0.034	
1/10/2017	0.021	
2/28/2017	0.021	
4/20/2017	0.019	
7/18/2017	0.018	
1/10/2018	0.021	
7/11/2018	0.029	
1/29/2019	0.025	
3/26/2019	0.023	
9/10/2019	0.026	
3/31/2020	0.017	
9/16/2020	0.016	
3/17/2021	0.014	
8/19/2021	0.013	
2/23/2022	0.015	
8/3/2022	0.032	
2/7/2023	0.015	
8/1/2023	0.016	
2/6/2024		0.019
8/13/2024		0.016
2/3/2025		0.022
8/5/2025		0.012

Prediction Limit

Constituent: Barium (mg/L) Analysis Run 9/17/2025 5:16 PM View: Appendix I - Intrawell

Plant McIntosh Client: Southern Company Data: McIntosh LF 4

	GWA-5	GWA-5
8/25/2004	0.016	
9/11/2004	0.02	
9/26/2004	0.016	
10/13/2004	0.014	
7/12/2005	0.014	
12/8/2005	0.014	
6/24/2006	0.019	
11/28/2006	0.016	
6/19/2007	0.018	
7/6/2007	0.018	
12/14/2007	0.015	
6/20/2008	0.018	
12/7/2008	0.016	
7/9/2009	0.019	
12/29/2009	0.02	
6/22/2010	0.027	
1/4/2011	0.025	
7/9/2011	0.022	
1/21/2012	0.024	
7/11/2012	0.024	
1/19/2013	0.026	
7/18/2013	0.024	
1/15/2014	0.026	
7/10/2014	0.036	
1/15/2015	0.035	
6/19/2015	0.066	
1/14/2016	0.059	
4/20/2016	0.0553	
6/14/2016	0.035	
8/9/2016	0.035	
9/27/2016	0.038	
11/15/2016	0.039	
1/11/2017	0.037	
2/28/2017	0.042	
4/20/2017	0.04	
7/18/2017	0.04	
1/10/2018	0.048	
7/11/2018	0.044	
1/29/2019	0.05	
3/26/2019	0.046	
9/10/2019	0.044	
3/31/2020	0.044	
9/15/2020	0.041	
3/17/2021	0.04	
8/19/2021	0.038	
2/22/2022	0.041	
8/2/2022	0.043	
2/7/2023	0.039	
8/1/2023	0.041	
2/6/2024		0.039
8/13/2024		0.036
2/4/2025		0.035

Prediction Limit

Constituent: Barium (mg/L) Analysis Run 9/17/2025 5:16 PM View: Appendix I - Intrawell

Plant McIntosh Client: Southern Company Data: McIntosh LF 4

	GWA-5	GWA-5
8/5/2025		0.032

Prediction Limit

Constituent: Barium (mg/L) Analysis Run 9/17/2025 5:16 PM View: Appendix I - Intrawell

Plant McIntosh Client: Southern Company Data: McIntosh LF 4

	GWA-13	GWA-13
6/22/2010	0.0083	
1/20/2012	0.051	
12/7/2015	0.015	
12/15/2015	0.015	
12/29/2015	0.016	
1/13/2016	0.017	
1/25/2016	0.017	
4/20/2016	0.0144	
6/14/2016	0.015	
8/9/2016	0.013	
9/27/2016	0.015	
11/15/2016	0.015	
1/12/2017	0.012	
2/28/2017	0.016	
4/20/2017	0.015	
7/18/2017	0.015	
1/10/2018	0.015	
7/11/2018	0.015	
1/29/2019	0.019	
3/26/2019	0.016	
9/10/2019	0.03	
3/31/2020	0.015	
9/15/2020	0.014	
3/16/2021	0.018	
8/18/2021	0.018	
2/22/2022	0.019	
8/2/2022	0.016	
2/6/2023	0.016	
8/1/2023	0.019	
2/6/2024		0.019
8/13/2024		0.019
2/4/2025		0.023
8/5/2025		0.015

Prediction Limit

Constituent: Barium (mg/L) Analysis Run 9/17/2025 5:16 PM View: Appendix I - Intrawell

Plant McIntosh Client: Southern Company Data: McIntosh LF 4

	GWA-14	GWA-14
7/12/2012	0.077	
12/7/2015	0.018	
12/15/2015	0.017	
12/29/2015	0.018	
1/13/2016	0.018	
1/25/2016	0.018	
4/20/2016	0.0143	
6/14/2016	0.012	
8/9/2016	0.011	
9/27/2016	0.01	
11/15/2016	0.012	
1/11/2017	0.011	
2/28/2017	0.011	
4/20/2017	0.011	
7/19/2017	0.012	
1/11/2018	0.012	
7/11/2018	0.012	
1/29/2019	0.013	
3/26/2019	0.012	
9/10/2019	0.016	
4/1/2020	0.013	
9/15/2020	0.012	
3/16/2021	0.013	
8/17/2021	0.014	
2/22/2022	0.014	
8/2/2022	0.014	
2/7/2023	0.014	
8/2/2023	0.014	
2/6/2024		0.016
8/13/2024		0.017
2/4/2025		0.019
8/4/2025		0.014

Prediction Limit

Constituent: Barium (mg/L) Analysis Run 9/17/2025 5:16 PM View: Appendix I - Intrawell

Plant McIntosh Client: Southern Company Data: McIntosh LF 4

	GWA-15	GWA-15
12/7/2015	0.027	
12/15/2015	0.028	
12/28/2015	0.026	
1/13/2016	0.026	
1/25/2016	0.027	
4/21/2016	0.0262	
6/15/2016	0.024	
8/9/2016	0.023	
9/27/2016	0.023	
11/15/2016	0.023	
1/11/2017	0.022	
2/28/2017	0.023	
4/20/2017	0.024	
7/19/2017	0.025	
1/11/2018	0.023	
7/11/2018	0.025	
1/29/2019	0.027	
3/26/2019	0.028	
9/11/2019	0.023	
4/1/2020	0.026	
9/15/2020	0.023	
3/17/2021	0.028	
8/19/2021	0.022	
2/22/2022	0.026	
8/2/2022	0.023	
2/7/2023	0.025	
8/1/2023	0.024	
2/6/2024		0.029
8/13/2024		0.026
2/4/2025		0.028
8/5/2025		0.025

Prediction Limit

Constituent: Barium (mg/L) Analysis Run 9/17/2025 5:16 PM View: Appendix I - Intrawell

Plant McIntosh Client: Southern Company Data: McIntosh LF 4

	GWA-16	GWA-16
12/7/2015	0.027	
12/14/2015	0.028	
12/28/2015	0.029	
1/13/2016	0.028	
1/25/2016	0.027	
4/20/2016	0.0259	
6/15/2016	0.024	
8/9/2016	0.023	
9/27/2016	0.021	
11/15/2016	0.023	
1/11/2017	0.021	
3/1/2017	0.022	
4/20/2017	0.022	
7/19/2017	0.024	
1/11/2018	0.022	
7/11/2018	0.023	
1/29/2019	0.026	
3/26/2019	0.023	
9/10/2019	0.039	
4/1/2020	0.022	
9/15/2020	0.024	
3/16/2021	0.025	
8/17/2021	0.024	
2/22/2022	0.026	
8/2/2022	0.029	
2/7/2023	0.026	
8/1/2023	0.031	
2/6/2024		0.028
8/13/2024		0.028
2/4/2025		0.026
8/5/2025		0.023

Prediction Limit

Constituent: Barium (mg/L) Analysis Run 9/17/2025 5:16 PM View: Appendix I - Intrawell

Plant McIntosh Client: Southern Company Data: McIntosh LF 4

	GWC-17	GWC-17
1/20/2012	0.013	
12/8/2015	0.021	
12/14/2015	0.021	
12/28/2015	0.02	
1/13/2016	0.019	
1/26/2016	0.019	
4/20/2016	0.0188	
6/15/2016	0.017	
8/9/2016	0.018	
9/27/2016	0.016	
11/15/2016	0.017	
1/11/2017	0.017	
3/1/2017	0.017	
4/20/2017	0.016	
7/19/2017	0.017	
1/11/2018	0.017	
7/11/2018	0.017	
1/29/2019	0.02	
3/27/2019	0.017	
9/11/2019	0.021	
4/1/2020	0.019	
9/15/2020	0.018	
3/16/2021	0.017	
8/19/2021	0.017	
2/22/2022	0.019	
8/2/2022	0.017	
2/8/2023	0.02	
8/2/2023	0.017	
2/6/2024		0.02
8/13/2024		0.019
2/4/2025		0.019
8/5/2025		0.018

Prediction Limit

Constituent: Barium (mg/L) Analysis Run 9/17/2025 5:16 PM View: Appendix I - Intrawell
Plant McIntosh Client: Southern Company Data: McIntosh LF 4

	GWC-18	GWC-18
1/21/2012	0.021	
12/8/2015	0.053	
12/14/2015	0.049	
12/28/2015	0.048	
1/14/2016	0.048	
1/26/2016	0.044	
4/19/2016	0.0308	
6/16/2016	0.029	
8/11/2016	0.023	
9/28/2016	0.024	
11/16/2016	0.022	
1/11/2017	0.017	
3/1/2017	0.02	
4/25/2017	0.02	
7/25/2017	0.017	
1/12/2018	0.015	
7/11/2018	0.013	
1/30/2019	0.02	
3/27/2019	0.014	
9/11/2019	0.018	
4/1/2020	0.013	
9/15/2020	0.014	
3/17/2021	0.013	
8/19/2021	0.013	
2/23/2022	0.012	
8/2/2022	0.013	
2/7/2023	0.012	
8/2/2023	0.012	
2/7/2024		0.014
8/14/2024		0.013
2/5/2025		0.014
8/6/2025		0.013

Prediction Limit

Constituent: Barium (mg/L) Analysis Run 9/17/2025 5:16 PM View: Appendix I - Intrawell

Plant McIntosh Client: Southern Company Data: McIntosh LF 4

	GWC-1	GWC-1
8/25/2004	0.02	
9/11/2004	0.021	
9/26/2004	0.019	
7/11/2005	0.017	
12/7/2005	0.018	
6/24/2006	0.018	
11/29/2006	0.026	
6/20/2007	0.014	
7/6/2007	0.014	
12/13/2007	0.013	
6/20/2008	0.019	
12/7/2008	0.019	
7/9/2009	0.029	
12/28/2009	0.039	
6/22/2010	0.032	
1/4/2011	0.024	
7/9/2011	0.034	
1/21/2012	0.022	
7/11/2012	0.023	
1/20/2013	0.027	
7/19/2013	0.037	
1/15/2014	0.032	
7/11/2014	0.034	
1/16/2015	0.032	
6/20/2015	0.037	
1/16/2016	0.051	
4/20/2016	0.0554	
6/15/2016	0.046	
8/10/2016	0.042	
9/27/2016	0.042	
11/15/2016	0.042	
1/12/2017	0.046	
3/1/2017	0.048	
4/20/2017	0.046	
7/19/2017	0.045	
1/11/2018	0.046	
7/12/2018	0.045	
1/30/2019	0.05	
3/27/2019	0.045	
9/11/2019	0.038	
4/1/2020	0.041	
9/15/2020	0.038	
3/16/2021	0.039	
8/18/2021	0.034	
2/23/2022	0.039	
8/3/2022	0.029	
2/7/2023	0.031	
8/2/2023	0.03	
2/7/2024		0.032
8/14/2024		0.04
2/5/2025		0.036
8/6/2025		0.035

Prediction Limit

Constituent: Barium (mg/L) Analysis Run 9/17/2025 5:16 PM View: Appendix I - Intrawell

Plant McIntosh Client: Southern Company Data: McIntosh LF 4

	GWC-10	GWC-10
8/25/2004	0.036	
9/11/2004	0.036	
9/26/2004	0.035	
10/13/2004	0.035	
7/12/2005	0.017	
12/7/2005	0.017	
6/24/2006	0.015	
11/29/2006	0.032	
6/20/2007	0.03	
7/6/2007	0.03	
12/13/2007	0.039	
6/20/2008	0.038	
12/7/2008	0.034	
7/10/2009	0.032	
12/29/2009	0.03	
6/22/2010	0.024	
1/4/2011	0.017	
7/10/2011	0.03	
1/19/2012	0.038	
1/21/2012	0.022	
7/11/2012	0.025	
1/20/2013	0.029	
7/19/2013	0.02	
7/20/2013	0.032	
1/16/2014	0.022	
7/10/2014	0.018	
1/16/2015	0.019	
6/20/2015	0.021	
1/16/2016	0.019	
4/21/2016	0.0178	
6/16/2016	0.022	
8/10/2016	0.015	
9/27/2016	0.014	
11/15/2016	0.015	
1/12/2017	0.015	
3/1/2017	0.017	
4/24/2017	0.014	
7/24/2017	0.015	
1/11/2018	0.013	
7/12/2018	0.024	
1/30/2019	0.023	
3/27/2019	0.019	
9/11/2019	0.021	
4/1/2020	0.035	
9/15/2020	0.023	
3/16/2021	0.019	
8/18/2021	0.018	
2/23/2022	0.018	
8/3/2022	0.017	
2/8/2023	0.017	
8/2/2023	0.016	
2/7/2024		0.017

Prediction Limit

Constituent: Barium (mg/L) Analysis Run 9/17/2025 5:16 PM View: Appendix I - Intrawell

Plant McIntosh Client: Southern Company Data: McIntosh LF 4

	GWC-10	GWC-10
8/14/2024		0.021
2/4/2025		0.024
8/6/2025		0.029

Prediction Limit

Constituent: Barium (mg/L) Analysis Run 9/17/2025 5:16 PM View: Appendix I - Intrawell

Plant McIntosh Client: Southern Company Data: McIntosh LF 4

	GWC-11	GWC-11
8/25/2004	0.018	
9/11/2004	0.022	
9/26/2004	0.022	
10/13/2004	0.017	
7/12/2005	0.015	
12/7/2005	0.012	
6/25/2006	0.012	
11/28/2006	0.013	
6/21/2007	0.012	
7/6/2007	0.012	
12/14/2007	0.013	
6/20/2008	0.026	
12/7/2008	0.093 (O)	
7/10/2009	0.013	
12/29/2009	0.012	
6/22/2010	0.014	
1/5/2011	0.011	
7/9/2011	0.012	
1/21/2012	0.017	
7/11/2012	0.015	
1/19/2013	0.013	
7/19/2013	0.012	
1/15/2014	0.012	
7/11/2014	0.012	
1/16/2015	0.011	
6/20/2015	0.013	
1/14/2016	0.016	
4/20/2016	0.0113	
6/15/2016	0.013	
8/10/2016	0.01	
9/27/2016	0.01	
11/15/2016	0.011	
1/12/2017	0.01	
3/1/2017	0.011	
4/24/2017	0.01	
7/24/2017	0.0089	
1/11/2018	0.01	
7/12/2018	0.016	
1/30/2019	0.014	
3/27/2019	0.013	
9/11/2019	0.011	
4/2/2020	0.011	
9/15/2020	0.015	
3/17/2021	0.016	
8/18/2021	0.011	
2/23/2022	0.01	
8/2/2022	0.011	
2/8/2023	0.011	
8/2/2023	0.01	
2/7/2024		0.011
8/14/2024		0.011
2/5/2025		0.012

Prediction Limit

Constituent: Barium (mg/L) Analysis Run 9/17/2025 5:16 PM View: Appendix I - Intrawell

Plant McIntosh Client: Southern Company Data: McIntosh LF 4

	GWC-11	GWC-11
8/6/2025		0.011

Prediction Limit

Constituent: Barium (mg/L) Analysis Run 9/17/2025 5:16 PM View: Appendix I - Intrawell

Plant McIntosh Client: Southern Company Data: McIntosh LF 4

	GWC-12	GWC-12
8/25/2004	0.014	
9/11/2004	0.014	
9/26/2004	0.014	
10/13/2004	0.013	
7/11/2005	0.011	
12/7/2005	0.012	
6/24/2006	0.012	
11/28/2006	0.011	
6/20/2007	0.014	
7/6/2007	0.014	
12/13/2007	0.011	
6/20/2008	0.011	
12/7/2008	0.01	
7/10/2009	0.011	
12/28/2009	0.011	
6/22/2010	0.011	
1/4/2011	0.013	
7/9/2011	0.015	
1/20/2012	0.013	
7/11/2012	0.015	
1/19/2013	0.014	
7/18/2013	0.013	
1/15/2014	0.013	
7/11/2014	0.016	
1/15/2015	0.012	
6/19/2015	0.015	
1/16/2016	0.013	
4/20/2016	0.0114	
6/15/2016	0.0095 (J)	
8/10/2016	0.0094	
9/27/2016	0.011	
11/15/2016	0.0096	
1/12/2017	0.01	
3/1/2017	0.011	
4/20/2017	0.01	
7/20/2017	0.011	
1/11/2018	0.01	
7/12/2018	0.011	
1/30/2019	0.011	
3/27/2019	0.0099	
9/11/2019	0.01	
4/1/2020	0.0097 (J)	
9/16/2020	0.011	
3/16/2021	0.01	
8/18/2021	0.01	
2/23/2022	0.01	
8/3/2022	0.011	
2/7/2023	0.011	
8/2/2023	0.014	
2/8/2024		0.011
8/14/2024		0.012
2/5/2025		0.011

Prediction Limit

Constituent: Barium (mg/L) Analysis Run 9/17/2025 5:16 PM View: Appendix I - Intrawell

Plant McIntosh Client: Southern Company Data: McIntosh LF 4

	GWC-12	GWC-12
8/6/2025		0.012

Prediction Limit

Constituent: Barium (mg/L) Analysis Run 9/17/2025 5:16 PM View: Appendix I - Intrawell

Plant McIntosh Client: Southern Company Data: McIntosh LF 4

	GWC-19	GWC-19
12/8/2015	0.057	
12/15/2015	0.052	
12/28/2015	0.041	
1/14/2016	0.038	
1/26/2016	0.034	
4/19/2016	0.023	
6/16/2016	0.017	
8/10/2016	0.013	
9/28/2016	0.013	
11/15/2016	0.013	
1/16/2017	0.014	
3/1/2017	0.017	
4/25/2017	0.015	
7/25/2017	0.012	
1/12/2018	0.014	
7/11/2018	0.018	
1/29/2019	0.016	
3/27/2019	0.013	
9/11/2019	0.015	
4/1/2020	0.013	
9/16/2020	0.012	
3/16/2021	0.0099 (J)	
8/19/2021	0.0095 (J)	
2/23/2022	0.01	
8/3/2022	0.011	
2/8/2023	0.01	
8/2/2023	0.0092 (J)	
2/7/2024		0.01
8/14/2024		0.011
2/4/2025		0.01
8/5/2025		0.0085 (J)

Prediction Limit

Constituent: Barium (mg/L) Analysis Run 9/17/2025 5:16 PM View: Appendix I - Intrawell

Plant McIntosh Client: Southern Company Data: McIntosh LF 4

	GWC-20	GWC-20
12/9/2015	0.039	
12/14/2015	0.045	
12/29/2015	0.045	
1/14/2016	0.034	
1/25/2016	0.038	
4/21/2016	0.0325	
6/16/2016	0.027	
8/10/2016	0.025	
9/27/2016	0.023	
11/15/2016	0.022	
1/13/2017	0.021	
3/1/2017	0.021	
4/25/2017	0.02	
7/25/2017	0.02	
1/12/2018	0.021	
7/11/2018	0.021	
1/29/2019	0.017	
3/27/2019	0.018	
9/11/2019	0.021	
4/1/2020	0.016	
9/15/2020	0.021	
3/16/2021	0.016	
8/19/2021	0.017	
2/22/2022	0.018	
8/3/2022	0.018	
2/8/2023	0.015	
8/2/2023	0.015	
2/7/2024		0.016
8/14/2024		0.015
2/5/2025		0.015
8/5/2025		0.014

Prediction Limit

Constituent: Barium (mg/L) Analysis Run 9/17/2025 5:16 PM View: Appendix I - Intrawell

Plant McIntosh Client: Southern Company Data: McIntosh LF 4

	GWC-21	GWC-21
12/9/2015	0.024	
12/14/2015	0.027	
12/29/2015	0.027	
1/14/2016	0.025	
1/25/2016	0.023	
4/21/2016	0.0165	
6/16/2016	0.018	
8/10/2016	0.014	
9/27/2016	0.018	
11/15/2016	0.015	
1/12/2017	0.014	
3/1/2017	0.015	
4/24/2017	0.015	
7/25/2017	0.015	
1/11/2018	0.016	
7/11/2018	0.017	
1/30/2019	0.017	
3/27/2019	0.016	
9/11/2019	0.019	
4/1/2020	0.018	
9/15/2020	0.021	
3/17/2021	0.019	
8/19/2021	0.018	
2/23/2022	0.02	
8/4/2022	0.022	
2/8/2023	0.019	
8/3/2023	0.018	
2/7/2024		0.02
8/14/2024		0.02
2/5/2025		0.022
8/5/2025		0.022

Prediction Limit

Constituent: Barium (mg/L) Analysis Run 9/17/2025 5:16 PM View: Appendix I - Intrawell

Plant McIntosh Client: Southern Company Data: McIntosh LF 4

	GWC-23	GWC-23
6/16/2016	0.057	
8/10/2016	0.072	
9/28/2016	0.076	
11/16/2016	0.057	
1/17/2017	0.049	
3/2/2017	0.067	
4/25/2017	0.049	
7/13/2017	0.04	
7/25/2017	0.038	
1/12/2018	0.037	
7/12/2018	0.037	
1/30/2019	0.034	
3/27/2019	0.027	
9/11/2019	0.023	
4/1/2020	0.024	
9/15/2020	0.024	
3/17/2021	0.024	
8/19/2021	0.019	
2/23/2022	0.024	
8/4/2022	0.017	
2/8/2023	0.016	
8/3/2023	0.012	
2/7/2024		0.02
8/14/2024		0.027
2/5/2025		0.023
8/6/2025		0.022

Prediction Limit

Constituent: Barium (mg/L) Analysis Run 9/17/2025 5:16 PM View: Appendix I - Intrawell

Plant McIntosh Client: Southern Company Data: McIntosh LF 4

	GWC-9	GWC-9
8/25/2004	0.029	
9/11/2004	0.031	
9/26/2004	0.03	
10/13/2004	0.024	
7/12/2005	0.022	
12/8/2005	0.032	
6/25/2006	0.026	
11/29/2006	0.02	
6/20/2007	0.018	
7/6/2007	0.018	
12/13/2007	0.017	
6/20/2008	0.018	
12/7/2008	0.016	
7/9/2009	0.019	
12/29/2009	0.02	
6/22/2010	0.022	
1/5/2011	0.021	
7/9/2011	0.021	
1/21/2012	0.021	
7/11/2012	0.021	
1/19/2013	0.024	
7/18/2013	0.024	
1/15/2014	0.022	
7/10/2014	0.023	
1/16/2015	0.015	
6/20/2015	0.024	
1/14/2016	0.026	
4/19/2016	0.0274	
6/15/2016	0.024	
8/10/2016	0.031	
9/27/2016	0.029	
11/15/2016	0.029	
1/13/2017	0.025	
3/1/2017	0.03	
4/24/2017	0.024	
7/24/2017	0.026	
1/12/2018	0.027	
7/12/2018	0.031	
1/30/2019	0.032	
3/27/2019	0.023	
9/11/2019	0.029	
4/1/2020	0.021	
9/16/2020	0.033	
3/17/2021	0.041	
8/19/2021	0.024	
2/23/2022	0.026	
8/3/2022	0.03	
2/8/2023	0.024	
8/2/2023	0.021	
2/7/2024		0.023
8/14/2024		0.024
2/5/2025		0.03

Prediction Limit

Constituent: Barium (mg/L) Analysis Run 9/17/2025 5:16 PM View: Appendix I - Intrawell

Plant McIntosh Client: Southern Company Data: McIntosh LF 4

	GWC-9	GWC-9
8/6/2025		0.028

Prediction Limit

Constituent: Beryllium (mg/L) Analysis Run 9/17/2025 5:16 PM View: Appendix I - Intrawell

Plant McIntosh Client: Southern Company Data: McIntosh LF 4

	GWA-2	GWA-2
8/25/2004	<0.001	
9/11/2004	<0.001	
9/26/2004	<0.001	
10/13/2004	<0.001	
7/11/2005	<0.001	
12/7/2005	<0.001	
6/23/2006	<0.001	
11/28/2006	<0.001	
6/19/2007	<0.001	
7/6/2007	<0.001	
12/13/2007	<0.001	
6/20/2008	<0.001	
12/7/2008	<0.001	
7/9/2009	<0.001	
12/28/2009	<0.001	
6/22/2010	<0.001	
1/4/2011	<0.001	
7/9/2011	<0.001	
1/21/2012	<0.001	
7/11/2012	<0.001	
1/20/2013	<0.001	
7/19/2013	<0.001	
1/15/2014	0.00011 (J)	
7/11/2014	0.0001 (J)	
1/16/2015	<0.001	
6/20/2015	<0.001	
1/16/2016	<0.001	
4/19/2016	<0.001	
6/14/2016	6.5E-05 (J)	
8/9/2016	<0.001	
9/26/2016	<0.001	
11/15/2016	<0.001	
1/10/2017	<0.001	
2/28/2017	<0.001	
4/19/2017	<0.001	
7/17/2017	<0.001	
1/10/2018	<0.001	
7/11/2018	<0.001	
1/29/2019	6.3E-05 (J)	
3/27/2019	<0.001	
9/11/2019	<0.001	
4/1/2020	<0.001	
9/15/2020	0.00024 (J)	
3/16/2021	<0.001	
8/17/2021	0.00018 (J)	
2/22/2022	<0.001	
8/2/2022	<0.001	
2/7/2023	<0.001	
8/1/2023	<0.001	
2/6/2024		<0.001
8/15/2024		<0.001
2/4/2025		<0.001

ND substitution: RL or RL/2 if <15% NDs.

Prediction Limit

Constituent: Beryllium (mg/L) Analysis Run 9/17/2025 5:16 PM View: Appendix I - Intrawell

Plant McIntosh Client: Southern Company Data: McIntosh LF 4

	GWA-2	GWA-2
8/5/2025		<0.001

ND substitution: RL or RL/2 if <15% NDs.

Prediction Limit

Constituent: Beryllium (mg/L) Analysis Run 9/17/2025 5:16 PM View: Appendix I - Intrawell

Plant McIntosh Client: Southern Company Data: McIntosh LF 4

	GWA-3	GWA-3
8/25/2004	<0.001	
9/11/2004	<0.001	
9/26/2004	<0.001	
10/13/2004	<0.001	
7/11/2005	<0.001	
12/7/2005	<0.001	
6/23/2006	<0.001	
11/28/2006	<0.001	
6/19/2007	<0.001	
7/6/2007	<0.001	
12/13/2007	<0.001	
6/20/2008	<0.001	
12/7/2008	<0.001	
7/9/2009	<0.001	
12/28/2009	<0.001	
6/22/2010	<0.001	
1/5/2011	0.0018	
7/9/2011	<0.001	
1/20/2012	<0.001	
7/11/2012	<0.001	
1/19/2013	<0.001	
7/18/2013	<0.001	
1/15/2014	<0.001	
7/11/2014	<0.001	
1/15/2015	<0.001	
6/19/2015	<0.001	
1/16/2016	<0.001	
4/19/2016	<0.001	
6/14/2016	3.2E-05 (J)	
8/9/2016	<0.001	
9/27/2016	<0.001	
11/14/2016	<0.001	
1/10/2017	<0.001	
2/28/2017	<0.001	
4/19/2017	<0.001	
7/18/2017	<0.001	
1/10/2018	<0.001	
7/11/2018	<0.001	
1/29/2019	<0.001	
3/27/2019	<0.001	
9/11/2019	<0.001	
4/1/2020	<0.001	
9/15/2020	<0.001	
3/16/2021	<0.001	
8/17/2021	<0.001	
2/22/2022	<0.001	
8/2/2022	<0.001	
2/7/2023	<0.001	
8/2/2023	<0.001	
2/6/2024		<0.001
8/13/2024		<0.001
2/4/2025		<0.001

ND substitution: RL or RL/2 if <15% NDs.

Prediction Limit

Constituent: Beryllium (mg/L) Analysis Run 9/17/2025 5:16 PM View: Appendix I - Intrawell

Plant McIntosh Client: Southern Company Data: McIntosh LF 4

	GWA-3	GWA-3
8/6/2025		<0.001

ND substitution: RL or RL/2 if <15% NDs.

Prediction Limit

Constituent: Beryllium (mg/L) Analysis Run 9/17/2025 5:16 PM View: Appendix I - Intrawell

Plant McIntosh Client: Southern Company Data: McIntosh LF 4

	GWA-4A	GWA-4A
8/25/2004	<0.001	
9/11/2004	<0.001	
9/26/2004	<0.001	
10/13/2004	<0.001	
7/12/2005	<0.001	
12/8/2005	<0.001	
6/24/2006	<0.001	
11/28/2006	<0.001	
6/19/2007	<0.001	
12/13/2007	<0.001	
6/20/2008	<0.001	
12/7/2008	<0.001	
7/9/2009	<0.001	
12/30/2009	<0.001	
6/22/2010	<0.001	
1/4/2011	<0.001	
7/10/2011	<0.001	
1/21/2012	<0.001	
7/11/2012	<0.001	
1/20/2013	<0.001	
7/19/2013	<0.001	
1/16/2014	<0.001	
7/10/2014	0.0001 (J)	
1/16/2015	<0.001	
6/20/2015	<0.001	
1/14/2016	<0.001	
4/20/2016	<0.001	
6/14/2016	8.7E-05 (J)	
8/11/2016	<0.001	
9/27/2016	<0.001	
11/14/2016	<0.001	
1/10/2017	<0.001	
2/28/2017	<0.001	
4/20/2017	<0.001	
7/18/2017	<0.001	
1/10/2018	<0.001	
7/11/2018	<0.001	
1/29/2019	0.00011 (J)	
3/26/2019	<0.001	
9/10/2019	0.0006 (J)	
3/31/2020	<0.001	
9/16/2020	<0.001	
3/17/2021	<0.001	
8/19/2021	<0.001	
2/23/2022	<0.001	
8/3/2022	<0.001	
2/7/2023	<0.001	
8/1/2023	<0.001	
2/6/2024		<0.001
8/13/2024		<0.001
2/3/2025		<0.001
8/5/2025		<0.001

ND substitution: RL or RL/2 if <15% NDs.

Prediction Limit

Constituent: Beryllium (mg/L) Analysis Run 9/17/2025 5:16 PM View: Appendix I - Intrawell

Plant McIntosh Client: Southern Company Data: McIntosh LF 4

	GWA-5	GWA-5
8/25/2004	<0.001	
9/11/2004	<0.001	
9/26/2004	<0.001	
10/13/2004	<0.001	
7/12/2005	0.0011	
12/8/2005	<0.001	
6/24/2006	<0.001	
11/28/2006	<0.001	
6/19/2007	<0.001	
7/6/2007	<0.001	
12/14/2007	<0.001	
6/20/2008	<0.001	
12/7/2008	<0.001	
7/9/2009	<0.001	
12/29/2009	<0.001	
6/22/2010	<0.001	
1/4/2011	<0.001	
7/9/2011	<0.001	
1/21/2012	<0.001	
7/11/2012	<0.001	
1/19/2013	<0.001	
7/18/2013	<0.001	
1/15/2014	<0.001	
7/10/2014	<0.001	
1/15/2015	<0.001	
6/19/2015	0.00013 (J)	
1/14/2016	<0.001	
4/20/2016	<0.001	
6/14/2016	5.4E-05 (J)	
8/9/2016	<0.001	
9/27/2016	<0.001	
11/15/2016	<0.001	
1/11/2017	<0.001	
2/28/2017	<0.001	
4/20/2017	<0.001	
7/18/2017	<0.001	
1/10/2018	<0.001	
7/11/2018	<0.001	
1/29/2019	<0.001	
3/26/2019	<0.001	
9/10/2019	<0.001	
3/31/2020	<0.001	
9/15/2020	<0.001	
3/17/2021	<0.001	
8/19/2021	<0.001	
2/22/2022	<0.001	
8/2/2022	<0.001	
2/7/2023	<0.001	
8/1/2023	<0.001	
2/6/2024		<0.001
8/13/2024		<0.001
2/4/2025		<0.001

ND substitution: RL or RL/2 if <15% NDs.

Prediction Limit

Constituent: Beryllium (mg/L) Analysis Run 9/17/2025 5:16 PM View: Appendix I - Intrawell

Plant McIntosh Client: Southern Company Data: McIntosh LF 4

	GWA-5	GWA-5
8/5/2025		<0.001

ND substitution: RL or RL/2 if <15% NDs.

Prediction Limit

Constituent: Beryllium (mg/L) Analysis Run 9/17/2025 5:16 PM View: Appendix I - Intrawell

Plant McIntosh Client: Southern Company Data: McIntosh LF 4

	GWA-13	GWA-13
6/22/2010	<0.001	
1/20/2012	<0.001	
12/7/2015	<0.001	
12/15/2015	<0.001	
12/29/2015	<0.001	
1/13/2016	<0.001	
1/25/2016	<0.001	
4/20/2016	<0.001	
6/14/2016	7.1E-05 (J)	
8/9/2016	<0.001	
9/27/2016	<0.001	
11/15/2016	<0.001	
1/12/2017	<0.001	
2/28/2017	<0.001	
4/20/2017	<0.001	
7/18/2017	<0.001	
1/10/2018	<0.001	
7/11/2018	<0.001	
1/29/2019	<0.001	
3/26/2019	<0.001	
9/10/2019	0.0008 (J)	
3/31/2020	<0.001	
9/15/2020	<0.001	
3/16/2021	0.0002 (J)	
8/18/2021	<0.001	
2/22/2022	<0.001	
8/2/2022	<0.001	
2/6/2023	<0.001	
8/1/2023	<0.001	
2/6/2024		<0.001
8/13/2024		<0.001
2/4/2025		<0.001
8/5/2025		<0.001

ND substitution: RL or RL/2 if <15% NDs.

Prediction Limit

Constituent: Beryllium (mg/L) Analysis Run 9/17/2025 5:16 PM View: Appendix I - Intrawell

Plant McIntosh Client: Southern Company Data: McIntosh LF 4

	GWA-14	GWA-14
7/12/2012	<0.001	
12/7/2015	<0.001	
12/15/2015	<0.001	
12/29/2015	<0.001	
1/13/2016	<0.001	
1/25/2016	<0.001	
4/20/2016	<0.001	
6/14/2016	4.4E-05 (J)	
8/9/2016	<0.001	
9/27/2016	<0.001	
11/15/2016	<0.001	
1/11/2017	<0.001	
2/28/2017	<0.001	
4/20/2017	<0.001	
7/19/2017	<0.001	
1/11/2018	<0.001	
7/11/2018	<0.001	
1/29/2019	<0.001	
3/26/2019	<0.001	
9/10/2019	0.00025 (J)	
4/1/2020	<0.001	
9/15/2020	<0.001	
3/16/2021	<0.001	
8/17/2021	<0.001	
2/22/2022	<0.001	
8/2/2022	<0.001	
2/7/2023	<0.001	
8/2/2023	<0.001	
2/6/2024		<0.001
8/13/2024		<0.001
2/4/2025		<0.001
8/4/2025		<0.001

ND substitution: RL or RL/2 if <15% NDs.

Prediction Limit

Constituent: Beryllium (mg/L) Analysis Run 9/17/2025 5:16 PM View: Appendix I - Intrawell

Plant McIntosh Client: Southern Company Data: McIntosh LF 4

	GWA-15	GWA-15
12/7/2015	<0.001	
12/15/2015	<0.001	
12/28/2015	<0.001	
1/13/2016	<0.001	
1/25/2016	<0.001	
4/21/2016	<0.001	
6/15/2016	3.8E-05 (J)	
8/9/2016	<0.001	
9/27/2016	<0.001	
11/15/2016	<0.001	
1/11/2017	<0.001	
2/28/2017	<0.001	
4/20/2017	<0.001	
7/19/2017	<0.001	
1/11/2018	<0.001	
7/11/2018	<0.001	
1/29/2019	<0.001	
3/26/2019	<0.001	
9/11/2019	<0.001	
4/1/2020	<0.001	
9/15/2020	<0.001	
3/17/2021	<0.001	
8/19/2021	<0.001	
2/22/2022	<0.001	
8/2/2022	<0.001	
2/7/2023	<0.001	
8/1/2023	<0.001	
2/6/2024		<0.001
8/13/2024		<0.001
2/4/2025		<0.001
8/5/2025		<0.001

ND substitution: RL or RL/2 if <15% NDs.

Prediction Limit

Constituent: Beryllium (mg/L) Analysis Run 9/17/2025 5:16 PM View: Appendix I - Intrawell

Plant McIntosh Client: Southern Company Data: McIntosh LF 4

	GWA-16	GWA-16
12/7/2015	<0.001	
12/14/2015	<0.001	
12/28/2015	<0.001	
1/13/2016	<0.001	
1/25/2016	<0.001	
4/20/2016	<0.001	
6/15/2016	0.00011 (J)	
8/9/2016	<0.001	
9/27/2016	<0.001	
11/15/2016	<0.001	
1/11/2017	<0.001	
3/1/2017	<0.001	
4/20/2017	<0.001	
7/19/2017	<0.001	
1/11/2018	<0.001	
7/11/2018	<0.001	
1/29/2019	<0.001	
3/26/2019	<0.001	
9/10/2019	0.00036 (J)	
4/1/2020	<0.001	
9/15/2020	<0.001	
3/16/2021	<0.001	
8/17/2021	<0.001	
2/22/2022	<0.001	
8/2/2022	<0.001	
2/7/2023	<0.001	
8/1/2023	<0.001	
2/6/2024		<0.001
8/13/2024		<0.001
2/4/2025		<0.001
8/5/2025		<0.001

ND substitution: RL or RL/2 if <15% NDs.

Prediction Limit

Constituent: Beryllium (mg/L) Analysis Run 9/17/2025 5:16 PM View: Appendix I - Intrawell

Plant McIntosh Client: Southern Company Data: McIntosh LF 4

	GWC-17	GWC-17
1/20/2012	<0.001	
12/8/2015	0.00046 (J)	
12/14/2015	0.00052 (J)	
12/28/2015	0.00057 (J)	
1/13/2016	0.00056 (J)	
1/26/2016	0.00057 (J)	
4/20/2016	<0.003 (O)	
6/15/2016	0.00056 (J)	
8/9/2016	0.00054 (J)	
9/27/2016	0.00056 (J)	
11/15/2016	0.00047 (J)	
1/11/2017	0.00066 (J)	
3/1/2017	0.00066 (J)	
4/20/2017	0.00055 (J)	
7/19/2017	0.00061 (J)	
1/11/2018	0.00064 (J)	
7/11/2018	0.00065 (J)	
1/29/2019	0.00062 (J)	
3/27/2019	0.00062 (J)	
9/11/2019	0.001	
4/1/2020	0.00058 (J)	
9/15/2020	0.00063 (J)	
3/16/2021	0.00062 (J)	
8/19/2021	0.00057 (J)	
2/22/2022	0.00078 (J)	
8/2/2022	0.00057 (J)	
2/8/2023	0.00071 (J)	
8/2/2023	0.00057 (J)	
2/6/2024		0.0007 (J)
8/13/2024		0.0006 (J)
2/4/2025		0.00073 (J)
8/5/2025		<0.001

ND substitution: RL or RL/2 if <15% NDs.

Prediction Limit

Constituent: Beryllium (mg/L) Analysis Run 9/17/2025 5:16 PM View: Appendix I - Intrawell

Plant McIntosh Client: Southern Company Data: McIntosh LF 4

	GWC-18	GWC-18
1/21/2012	<0.001	
12/8/2015	<0.001	
12/14/2015	<0.001	
12/28/2015	<0.001	
1/14/2016	<0.001	
1/26/2016	<0.001	
4/19/2016	<0.001	
6/16/2016	<0.001	
8/11/2016	<0.001	
9/28/2016	<0.001	
11/16/2016	<0.001	
1/11/2017	<0.001	
3/1/2017	<0.001	
4/25/2017	<0.001	
7/25/2017	<0.001	
1/12/2018	<0.001	
7/11/2018	<0.001	
1/30/2019	8.3E-05 (J)	
3/27/2019	<0.001	
9/11/2019	0.00026 (J)	
4/1/2020	<0.001	
9/15/2020	<0.001	
3/17/2021	<0.001	
8/19/2021	<0.001	
2/23/2022	<0.001	
8/2/2022	<0.001	
2/7/2023	<0.001	
8/2/2023	<0.001	
2/7/2024		<0.001
8/14/2024		<0.001
2/5/2025		<0.001
8/6/2025		<0.001

ND substitution: RL or RL/2 if <15% NDs.

Prediction Limit

Constituent: Beryllium (mg/L) Analysis Run 9/17/2025 5:16 PM View: Appendix I - Intrawell

Plant McIntosh Client: Southern Company Data: McIntosh LF 4

	GWC-1	GWC-1
8/25/2004	<0.001	
9/11/2004	<0.001	
9/26/2004	<0.001	
7/11/2005	<0.001	
12/7/2005	<0.001	
6/24/2006	<0.001	
11/29/2006	<0.001	
6/20/2007	<0.001	
7/6/2007	<0.001	
12/13/2007	<0.001	
6/20/2008	<0.001	
12/7/2008	<0.001	
7/9/2009	<0.001	
12/28/2009	<0.001	
6/22/2010	<0.001	
1/4/2011	<0.001	
7/9/2011	<0.001	
1/21/2012	<0.001	
7/11/2012	<0.001	
1/20/2013	<0.001	
7/19/2013	<0.001	
1/15/2014	0.00016 (J)	
7/11/2014	0.00018 (J)	
1/16/2015	0.00016 (J)	
6/20/2015	0.00017 (J)	
1/16/2016	8E-05 (J)	
4/20/2016	<0.001	
6/15/2016	0.00012 (J)	
8/10/2016	<0.001	
9/27/2016	<0.001	
11/15/2016	<0.001	
1/12/2017	<0.001	
3/1/2017	<0.001	
4/20/2017	<0.001	
7/19/2017	<0.001	
1/11/2018	<0.001	
7/12/2018	<0.001	
1/30/2019	0.00018 (J)	
3/27/2019	<0.001	
9/11/2019	0.00021 (J)	
4/1/2020	<0.001	
9/15/2020	<0.001	
3/16/2021	0.00022 (J)	
8/18/2021	0.00018 (J)	
2/23/2022	<0.001	
8/3/2022	<0.001	
2/7/2023	<0.001	
8/2/2023	<0.001	
2/7/2024		<0.001
8/14/2024		0.0002 (J)
2/5/2025		0.00034 (J)
8/6/2025		<0.001

ND substitution: RL or RL/2 if <15% NDs.

Prediction Limit

Constituent: Beryllium (mg/L) Analysis Run 9/17/2025 5:16 PM View: Appendix I - Intrawell

Plant McIntosh Client: Southern Company Data: McIntosh LF 4

	GWC-10	GWC-10
8/25/2004	<0.001	
9/11/2004	<0.001	
9/26/2004	<0.001	
10/13/2004	<0.001	
7/12/2005	<0.001	
12/7/2005	<0.001	
6/24/2006	<0.001	
11/29/2006	<0.001	
6/20/2007	<0.001	
7/6/2007	<0.001	
12/13/2007	<0.001	
6/20/2008	<0.001	
12/7/2008	<0.001	
7/10/2009	<0.001	
12/29/2009	<0.001	
6/22/2010	<0.001	
1/4/2011	<0.001	
7/10/2011	<0.001	
1/19/2012	<0.001	
1/21/2012	<0.001	
7/11/2012	<0.001	
1/20/2013	<0.001	
7/19/2013	<0.001	
7/20/2013	<0.001	
1/16/2014	<0.001	
7/10/2014	<0.001	
1/16/2015	<0.001	
6/20/2015	0.00013 (J)	
1/16/2016	<0.001	
4/21/2016	<0.001	
6/16/2016	8.5E-05 (J)	
8/10/2016	<0.001	
9/27/2016	<0.001	
11/15/2016	<0.001	
1/12/2017	<0.001	
3/1/2017	<0.001	
4/24/2017	<0.001	
7/24/2017	<0.001	
1/11/2018	<0.001	
7/12/2018	<0.001	
1/30/2019	<0.001	
3/27/2019	<0.001	
9/11/2019	<0.001	
4/1/2020	<0.001	
9/15/2020	<0.001	
3/16/2021	0.00033 (J)	
8/18/2021	<0.001	
2/23/2022	<0.001	
8/3/2022	<0.001	
2/8/2023	<0.001	
8/2/2023	<0.001	
2/7/2024		<0.001

ND substitution: RL or RL/2 if <15% NDs.

Prediction Limit

Constituent: Beryllium (mg/L) Analysis Run 9/17/2025 5:16 PM View: Appendix I - Intrawell

Plant McIntosh Client: Southern Company Data: McIntosh LF 4

	GWC-10	GWC-10
8/14/2024		<0.001
2/4/2025		<0.001
8/6/2025		<0.001

ND substitution: RL or RL/2 if <15% NDs.

Prediction Limit

Constituent: Beryllium (mg/L) Analysis Run 9/17/2025 5:16 PM View: Appendix I - Intrawell

Plant McIntosh Client: Southern Company Data: McIntosh LF 4

	GWC-11	GWC-11
8/25/2004	<0.001	
9/11/2004	<0.001	
9/26/2004	<0.001	
10/13/2004	<0.001	
7/12/2005	<0.001	
12/7/2005	<0.001	
6/25/2006	<0.001	
11/28/2006	<0.001	
6/21/2007	<0.001	
7/6/2007	<0.001	
12/14/2007	<0.001	
6/20/2008	<0.001	
12/7/2008	<0.001	
7/10/2009	<0.001	
12/29/2009	<0.001	
6/22/2010	<0.001	
1/5/2011	<0.001	
7/9/2011	<0.001	
1/21/2012	<0.001	
7/11/2012	<0.001	
1/19/2013	<0.001	
7/19/2013	<0.001	
1/15/2014	<0.001	
7/11/2014	<0.001	
1/16/2015	<0.001	
6/20/2015	<0.001	
1/14/2016	<0.001	
4/20/2016	<0.001	
6/15/2016	<0.001	
8/10/2016	<0.001	
9/27/2016	<0.001	
11/15/2016	<0.001	
1/12/2017	<0.001	
3/1/2017	<0.001	
4/24/2017	<0.001	
7/24/2017	<0.001	
1/11/2018	<0.001	
7/12/2018	<0.001	
1/30/2019	<0.001	
3/27/2019	<0.001	
9/11/2019	<0.001	
4/2/2020	0.00023 (J)	
9/15/2020	<0.001	
3/17/2021	0.00048 (J)	
8/18/2021	<0.001	
2/23/2022	<0.001	
8/2/2022	<0.001	
2/8/2023	<0.001	
8/2/2023	<0.001	
2/7/2024		<0.001
8/14/2024		<0.001
2/5/2025		<0.001

ND substitution: RL or RL/2 if <15% NDs.

Prediction Limit

Constituent: Beryllium (mg/L) Analysis Run 9/17/2025 5:16 PM View: Appendix I - Intrawell

Plant McIntosh Client: Southern Company Data: McIntosh LF 4

	GWC-11	GWC-11
8/6/2025		<0.001

ND substitution: RL or RL/2 if <15% NDs.

Prediction Limit

Constituent: Beryllium (mg/L) Analysis Run 9/17/2025 5:16 PM View: Appendix I - Intrawell

Plant McIntosh Client: Southern Company Data: McIntosh LF 4

	GWC-12	GWC-12
8/25/2004	<0.001	
9/11/2004	<0.001	
9/26/2004	<0.001	
10/13/2004	<0.001	
7/11/2005	<0.001	
12/7/2005	<0.001	
6/24/2006	<0.001	
11/28/2006	<0.001	
6/20/2007	<0.001	
7/6/2007	<0.001	
12/13/2007	<0.001	
6/20/2008	<0.001	
12/7/2008	<0.001	
7/10/2009	<0.001	
12/28/2009	<0.001	
6/22/2010	<0.001	
1/4/2011	<0.001	
7/9/2011	<0.001	
1/20/2012	<0.001	
7/11/2012	<0.001	
1/19/2013	<0.001	
7/18/2013	<0.001	
1/15/2014	0.00017 (J)	
7/11/2014	0.00024 (J)	
1/15/2015	0.00015 (J)	
6/19/2015	0.00016 (J)	
1/16/2016	0.00014 (J)	
4/20/2016	<0.001	
6/15/2016	0.00014 (J)	
8/10/2016	<0.001	
9/27/2016	<0.001	
11/15/2016	<0.001	
1/12/2017	<0.001	
3/1/2017	<0.001	
4/20/2017	<0.001	
7/20/2017	<0.001	
1/11/2018	<0.001	
7/12/2018	<0.001	
1/30/2019	0.00018 (J)	
3/27/2019	<0.001	
9/11/2019	0.00022 (J)	
4/1/2020	<0.001	
9/16/2020	<0.001	
3/16/2021	0.00037 (J)	
8/18/2021	<0.001	
2/23/2022	<0.001	
8/3/2022	0.00027 (J)	
2/7/2023	<0.001	
8/2/2023	<0.001	
2/8/2024		0.00022 (J)
8/14/2024		<0.001
2/5/2025		<0.001

ND substitution: RL or RL/2 if <15% NDs.

Prediction Limit

Constituent: Beryllium (mg/L) Analysis Run 9/17/2025 5:16 PM View: Appendix I - Intrawell

Plant McIntosh Client: Southern Company Data: McIntosh LF 4

	GWC-12	GWC-12
8/6/2025		<0.001

ND substitution: RL or RL/2 if <15% NDs.

Prediction Limit

Constituent: Beryllium (mg/L) Analysis Run 9/17/2025 5:16 PM View: Appendix I - Intrawell

Plant McIntosh Client: Southern Company Data: McIntosh LF 4

	GWC-19	GWC-19
12/8/2015	0.00018 (J)	
12/15/2015	0.00014 (J)	
12/28/2015	9E-05 (J)	
1/14/2016	0.0001 (J)	
1/26/2016	0.00011 (J)	
4/19/2016	<0.001	
6/16/2016	0.00011 (J)	
8/10/2016	<0.001	
9/28/2016	<0.001	
11/15/2016	<0.001	
1/16/2017	<0.001	
3/1/2017	<0.001	
4/25/2017	<0.001	
7/25/2017	<0.001	
1/12/2018	<0.001	
7/11/2018	<0.001	
1/29/2019	0.00023 (J)	
3/27/2019	<0.001	
9/11/2019	0.00058 (J)	
4/1/2020	<0.001	
9/16/2020	0.00022 (J)	
3/16/2021	0.00024 (J)	
8/19/2021	<0.001	
2/23/2022	0.00031 (J)	
8/3/2022	<0.001	
2/8/2023	0.00022 (J)	
8/2/2023	0.0002 (J)	
2/7/2024		<0.001
8/14/2024		0.00026 (J)
2/4/2025		0.00047 (J)
8/5/2025		<0.001

ND substitution: RL or RL/2 if <15% NDs.

Prediction Limit

Constituent: Beryllium (mg/L) Analysis Run 9/17/2025 5:16 PM View: Appendix I - Intrawell

Plant McIntosh Client: Southern Company Data: McIntosh LF 4

	GWC-20	GWC-20
12/9/2015	0.00026 (J)	
12/14/2015	0.00032 (J)	
12/29/2015	0.00043 (J)	
1/14/2016	0.00032 (J)	
1/25/2016	0.00038 (J)	
4/21/2016	<0.001	
6/16/2016	0.00032 (J)	
8/10/2016	<0.001	
9/27/2016	<0.001	
11/15/2016	<0.001	
1/13/2017	<0.001	
3/1/2017	<0.001	
4/25/2017	<0.001	
7/25/2017	<0.001	
1/12/2018	<0.001	
7/11/2018	<0.001	
1/29/2019	0.00016 (J)	
3/27/2019	<0.001	
9/11/2019	0.00052 (J)	
4/1/2020	<0.001	
9/15/2020	0.00025 (J)	
3/16/2021	0.00022 (J)	
8/19/2021	<0.001	
2/22/2022	<0.001	
8/3/2022	0.00031 (J)	
2/8/2023	<0.001	
8/2/2023	<0.001	
2/7/2024		<0.001
8/14/2024		0.0002 (J)
2/5/2025		0.00023 (J)
8/5/2025		<0.001

ND substitution: RL or RL/2 if <15% NDs.

Prediction Limit

Constituent: Beryllium (mg/L) Analysis Run 9/17/2025 5:16 PM View: Appendix I - Intrawell

Plant McIntosh Client: Southern Company Data: McIntosh LF 4

	GWC-21	GWC-21
12/9/2015	<0.001	
12/14/2015	<0.001	
12/29/2015	<0.001	
1/14/2016	<0.001	
1/25/2016	<0.001	
4/21/2016	<0.001	
6/16/2016	<0.001	
8/10/2016	<0.001	
9/27/2016	0.00064 (J)	
11/15/2016	<0.001	
1/12/2017	<0.001	
3/1/2017	<0.001	
4/24/2017	<0.001	
7/25/2017	<0.001	
1/11/2018	<0.001	
7/11/2018	<0.001	
1/30/2019	0.00016 (J)	
3/27/2019	<0.001	
9/11/2019	0.00054 (J)	
4/1/2020	<0.001	
9/15/2020	<0.001	
3/17/2021	<0.001	
8/19/2021	<0.001	
2/23/2022	<0.001	
8/4/2022	<0.001	
2/8/2023	<0.001	
8/3/2023	<0.001	
2/7/2024		<0.001
8/14/2024		<0.001
2/5/2025		<0.001
8/5/2025		<0.001

ND substitution: RL or RL/2 if <15% NDs.

Prediction Limit

Constituent: Beryllium (mg/L) Analysis Run 9/17/2025 5:16 PM View: Appendix I - Intrawell

Plant McIntosh Client: Southern Company Data: McIntosh LF 4

	GWC-23	GWC-23
6/16/2016	<0.0025	
8/10/2016	<0.0025	
9/28/2016	<0.0025	
11/16/2016	<0.0025	
1/17/2017	<0.0025	
3/2/2017	<0.0025	
4/25/2017	<0.0025	
7/13/2017	<0.0025	
7/25/2017	<0.0025	
1/12/2018	<0.0025	
7/12/2018	<0.0025	
1/30/2019	0.00015 (J)	
3/27/2019	<0.0025	
9/11/2019	0.00026 (J)	
4/1/2020	<0.0025	
9/15/2020	<0.0025	
3/17/2021	0.00018 (J)	
8/19/2021	<0.0025	
2/23/2022	<0.0025	
8/4/2022	<0.0025	
2/8/2023	<0.0025	
8/3/2023	<0.0025	
2/7/2024		<0.0025
8/14/2024		<0.0025
2/5/2025		<0.0025
8/6/2025		0.00026 (J)

ND substitution: RL or RL/2 if <15% NDs.

Prediction Limit

Constituent: Beryllium (mg/L) Analysis Run 9/17/2025 5:16 PM View: Appendix I - Intrawell

Plant McIntosh Client: Southern Company Data: McIntosh LF 4

	GWC-9	GWC-9
8/25/2004	<0.0025	
9/11/2004	<0.0025	
9/26/2004	<0.0025	
10/13/2004	<0.0025	
7/12/2005	<0.0025	
12/8/2005	<0.0025	
6/25/2006	<0.0025	
11/29/2006	<0.0025	
6/20/2007	<0.0025	
7/6/2007	<0.0025	
12/13/2007	<0.0025	
6/20/2008	<0.0025	
12/7/2008	<0.0025	
7/9/2009	<0.0025	
12/29/2009	<0.0025	
6/22/2010	<0.0025	
1/5/2011	<0.0025	
7/9/2011	<0.0025	
1/21/2012	<0.0025	
7/11/2012	<0.0025	
1/19/2013	<0.0025	
7/18/2013	<0.0025	
1/15/2014	<0.0025	
7/10/2014	0.0001 (J)	
1/16/2015	<0.0025	
6/20/2015	<0.0025	
1/14/2016	<0.0025	
4/19/2016	<0.0025	
6/15/2016	7.7E-05 (J)	
8/10/2016	<0.0025	
9/27/2016	<0.0025	
11/15/2016	<0.0025	
1/13/2017	<0.0025	
3/1/2017	<0.0025	
4/24/2017	<0.0025	
7/24/2017	<0.0025	
1/12/2018	<0.0025	
7/12/2018	<0.0025	
1/30/2019	0.00016 (J)	
3/27/2019	<0.0025	
9/11/2019	0.00021 (J)	
4/1/2020	<0.0025	
9/16/2020	<0.0025	
3/17/2021	0.00024 (J)	
8/19/2021	<0.0025	
2/23/2022	<0.0025	
8/3/2022	<0.0025	
2/8/2023	<0.0025	
8/2/2023	<0.0025	
2/7/2024		<0.0025
8/14/2024		<0.0025
2/5/2025		<0.0025

ND substitution: RL or RL/2 if <15% NDs.

Prediction Limit

Constituent: Beryllium (mg/L) Analysis Run 9/17/2025 5:16 PM View: Appendix I - Intrawell

Plant McIntosh Client: Southern Company Data: McIntosh LF 4

	GWC-9	GWC-9
8/6/2025		0.00031 (J)

Prediction Limit

Constituent: Cadmium (mg/L) Analysis Run 9/17/2025 5:16 PM View: Appendix I - Intrawell

Plant McIntosh Client: Southern Company Data: McIntosh LF 4

	GWA-4A	GWA-4A
8/25/2004	<0.0007	
9/11/2004	<0.0007	
9/26/2004	<0.0007	
10/13/2004	<0.0007	
7/12/2005	<0.0007	
12/8/2005	<0.0007	
6/24/2006	<0.0007	
11/28/2006	<0.0007	
6/19/2007	<0.0007	
12/13/2007	<0.0007	
6/20/2008	<0.0007	
12/7/2008	<0.0007	
7/9/2009	<0.0007	
12/30/2009	<0.0007	
6/22/2010	<0.0007	
1/4/2011	<0.0007	
7/10/2011	<0.0007	
1/21/2012	<0.0007	
7/11/2012	<0.0007	
1/20/2013	<0.0007	
7/19/2013	<0.0007	
1/16/2014	<0.0007	
7/10/2014	<0.0007	
1/16/2015	<0.0007	
6/20/2015	<0.0007	
1/14/2016	<0.0007	
4/20/2016	0.000111 (J)	
6/14/2016	0.00013 (J)	
8/11/2016	<0.0007	
9/27/2016	<0.0007	
11/14/2016	<0.0007	
1/10/2017	<0.0007	
2/28/2017	<0.0007	
4/20/2017	<0.0007	
7/18/2017	<0.0007	
1/10/2018	<0.0007	
7/11/2018	<0.0007	
1/29/2019	<0.0007	
3/26/2019	<0.0007	
9/10/2019	0.00019 (J)	
3/31/2020	<0.0007	
9/16/2020	<0.0007	
3/17/2021	<0.0007	
8/19/2021	<0.0007	
2/23/2022	0.00024 (J)	
8/3/2022	<0.0007	
2/7/2023	<0.0007	
8/1/2023	<0.0007	
2/6/2024		<0.0007
8/13/2024		<0.0007
2/3/2025		<0.0007
8/5/2025		<0.0007

ND substitution: RL or RL/2 if <15% NDs.

Prediction Limit

Constituent: Cadmium (mg/L) Analysis Run 9/17/2025 5:17 PM View: Appendix I - Intrawell

Plant McIntosh Client: Southern Company Data: McIntosh LF 4

	GWA-13	GWA-13
6/22/2010	<0.0007	
12/7/2015	<0.0007	
12/15/2015	<0.0007	
12/29/2015	<0.0007	
1/13/2016	<0.0007	
1/25/2016	<0.0007	
4/20/2016	<0.0007	
6/14/2016	<0.0007	
8/9/2016	<0.0007	
9/27/2016	<0.0007	
11/15/2016	<0.0007	
1/12/2017	<0.0007	
2/28/2017	<0.0007	
4/20/2017	<0.0007	
7/18/2017	<0.0007	
1/10/2018	<0.0007	
7/11/2018	<0.0007	
1/29/2019	<0.0007	
3/26/2019	<0.0007	
9/10/2019	0.00035 (J)	
3/31/2020	<0.0007	
9/15/2020	<0.0007	
3/16/2021	<0.0007	
8/18/2021	<0.0007	
2/22/2022	<0.0007	
8/2/2022	<0.0007	
2/6/2023	<0.0007	
8/1/2023	<0.0007	
2/6/2024		<0.0007
8/13/2024		<0.0007
2/4/2025		<0.0007
8/5/2025		<0.0007

ND substitution: RL or RL/2 if <15% NDs.

Prediction Limit

Constituent: Cadmium (mg/L) Analysis Run 9/17/2025 5:17 PM View: Appendix I - Intrawell

Plant McIntosh Client: Southern Company Data: McIntosh LF 4

	GWA-14	GWA-14
12/7/2015	<0.0007	
12/15/2015	<0.0007	
12/29/2015	<0.0007	
1/13/2016	<0.0007	
1/25/2016	<0.0007	
4/20/2016	<0.0007	
6/14/2016	6.2E-05 (J)	
8/9/2016	<0.0007	
9/27/2016	<0.0007	
11/15/2016	<0.0007	
1/11/2017	<0.0007	
2/28/2017	<0.0007	
4/20/2017	<0.0007	
7/19/2017	<0.0007	
1/11/2018	<0.0007	
7/11/2018	<0.0007	
1/29/2019	<0.0007	
3/26/2019	<0.0007	
9/10/2019	<0.0007	
4/1/2020	<0.0007	
9/15/2020	<0.0007	
3/16/2021	<0.0007	
8/17/2021	0.00036 (J)	
2/22/2022	<0.0007	
8/2/2022	<0.0007	
2/7/2023	<0.0007	
8/2/2023	<0.0007	
2/6/2024		<0.0007
8/13/2024		<0.0007
2/4/2025		<0.0007
8/4/2025		<0.0007

ND substitution: RL or RL/2 if <15% NDs.

Prediction Limit

Constituent: Cadmium (mg/L) Analysis Run 9/17/2025 5:17 PM View: Appendix I - Intrawell

Plant McIntosh Client: Southern Company Data: McIntosh LF 4

	GWA-16	GWA-16
12/7/2015	<0.0007	
12/14/2015	<0.0007	
12/28/2015	<0.0007	
1/13/2016	<0.0007	
1/25/2016	<0.0007	
4/20/2016	<0.0007	
6/15/2016	<0.0007	
8/9/2016	<0.0007	
9/27/2016	<0.0007	
11/15/2016	<0.0007	
1/11/2017	<0.0007	
3/1/2017	<0.0007	
4/20/2017	<0.0007	
7/19/2017	<0.0007	
1/11/2018	<0.0007	
7/11/2018	<0.0007	
1/29/2019	<0.0007	
3/26/2019	<0.0007	
9/10/2019	0.00015 (J)	
4/1/2020	<0.0007	
9/15/2020	<0.0007	
3/16/2021	<0.0007	
8/17/2021	<0.0007	
2/22/2022	<0.0007	
8/2/2022	<0.0007	
2/7/2023	<0.0007	
8/1/2023	<0.0007	
2/6/2024		<0.0007
8/13/2024		<0.0007
2/4/2025		<0.0007
8/5/2025		<0.0007

ND substitution: RL or RL/2 if <15% NDs.

Prediction Limit

Constituent: Cadmium (mg/L) Analysis Run 9/17/2025 5:17 PM View: Appendix I - Intrawell

Plant McIntosh Client: Southern Company Data: McIntosh LF 4

	GWC-17	GWC-17
1/20/2012	<0.0013	
12/8/2015	0.00049 (J)	
12/14/2015	0.00053 (J)	
12/28/2015	0.00061 (J)	
1/13/2016	0.00063 (J)	
1/26/2016	0.00072 (J)	
4/20/2016	0.000633 (J)	
6/15/2016	0.00055 (J)	
8/9/2016	0.00046 (J)	
9/27/2016	0.00071 (J)	
11/15/2016	0.00056 (J)	
1/11/2017	0.0007 (J)	
3/1/2017	0.00063 (J)	
4/20/2017	0.00055 (J)	
7/19/2017	0.00072 (J)	
1/11/2018	0.00062 (J)	
7/11/2018	0.0004 (J)	
1/29/2019	0.00062 (J)	
3/27/2019	0.00041 (J)	
9/11/2019	0.00064 (J)	
4/1/2020	0.00048 (J)	
9/15/2020	0.00046 (J)	
3/16/2021	0.00057 (J)	
8/19/2021	0.00057 (J)	
2/22/2022	0.00064 (J)	
8/2/2022	0.00057 (J)	
2/8/2023	0.00058 (J)	
8/2/2023	0.00052 (J)	
2/6/2024		0.00065 (J)
8/13/2024		0.00062 (J)
2/4/2025		0.00053 (J)
8/5/2025		0.00044 (J)

ND substitution: RL or RL/2 if <15% NDs.

Prediction Limit

Constituent: Cadmium (mg/L) Analysis Run 9/17/2025 5:17 PM View: Appendix I - Intrawell

Plant McIntosh Client: Southern Company Data: McIntosh LF 4

	GWC-18	GWC-18
1/21/2012	<0.0007	
12/8/2015	<0.0007	
12/14/2015	<0.0007	
12/28/2015	<0.0007	
1/14/2016	<0.0007	
1/26/2016	<0.0007	
4/19/2016	<0.0007	
6/16/2016	8.5E-05 (J)	
8/11/2016	<0.0007	
9/28/2016	<0.0007	
11/16/2016	<0.0007	
1/11/2017	<0.0007	
3/1/2017	<0.0007	
4/25/2017	<0.0007	
7/25/2017	<0.0007	
1/12/2018	<0.0007	
7/11/2018	<0.0007	
1/30/2019	<0.0007	
3/27/2019	<0.0007	
9/11/2019	<0.0007	
4/1/2020	<0.0007	
9/15/2020	<0.0007	
3/17/2021	<0.0007	
8/19/2021	<0.0007	
2/23/2022	<0.0007	
8/2/2022	<0.0007	
2/7/2023	<0.0007	
8/2/2023	<0.0007	
2/7/2024		<0.0007
8/14/2024		<0.0007
2/5/2025		<0.0007
8/6/2025		<0.0007

ND substitution: RL or RL/2 if <15% NDs.

Prediction Limit

Constituent: Cadmium (mg/L) Analysis Run 9/17/2025 5:17 PM View: Appendix I - Intrawell

Plant McIntosh Client: Southern Company Data: McIntosh LF 4

	GWC-1	GWC-1
8/25/2004	<0.0007	
9/11/2004	<0.0007	
9/26/2004	<0.0007	
7/11/2005	<0.0007	
12/7/2005	<0.0007	
6/24/2006	<0.0007	
11/29/2006	<0.0007	
6/20/2007	<0.0007	
7/6/2007	<0.0007	
12/13/2007	<0.0007	
6/20/2008	<0.0007	
12/7/2008	<0.0007	
7/9/2009	<0.0007	
12/28/2009	<0.0007	
6/22/2010	<0.0007	
1/4/2011	<0.0007	
7/9/2011	<0.0007	
1/21/2012	<0.0007	
7/11/2012	<0.0007	
1/20/2013	<0.0007	
7/19/2013	<0.0007	
1/15/2014	<0.0007	
7/11/2014	<0.0007	
1/16/2015	<0.0007	
6/20/2015	<0.0007	
1/16/2016	<0.0007	
4/20/2016	<0.0007	
6/15/2016	<0.0007	
8/10/2016	<0.0007	
9/27/2016	<0.0007	
11/15/2016	<0.0007	
1/12/2017	<0.0007	
3/1/2017	<0.0007	
4/20/2017	<0.0007	
7/19/2017	<0.0007	
1/11/2018	<0.0007	
7/12/2018	<0.0007	
1/30/2019	<0.0007	
3/27/2019	<0.0007	
9/11/2019	<0.0007	
4/1/2020	<0.0007	
9/15/2020	<0.0007	
3/16/2021	<0.0007	
8/18/2021	<0.0007	
2/23/2022	<0.0007	
8/3/2022	0.0001 (J)	
2/7/2023	<0.0007	
8/2/2023	<0.0007	
2/7/2024		<0.0007
8/14/2024		<0.0007
2/5/2025		<0.0007
8/6/2025		<0.0007

ND substitution: RL or RL/2 if <15% NDs.

Prediction Limit

Constituent: Cadmium (mg/L) Analysis Run 9/17/2025 5:17 PM View: Appendix I - Intrawell

Plant McIntosh Client: Southern Company Data: McIntosh LF 4

	GWC-19	GWC-19
12/8/2015	<0.0007	
12/15/2015	<0.0007	
12/28/2015	<0.0007	
1/14/2016	<0.0007	
1/26/2016	<0.0007	
4/19/2016	0.00017 (J)	
6/16/2016	0.00018 (J)	
8/10/2016	<0.0007	
9/28/2016	<0.0007	
11/15/2016	<0.0007	
1/16/2017	<0.0007	
3/1/2017	<0.0007	
4/25/2017	<0.0007	
7/25/2017	<0.0007	
1/12/2018	<0.0007	
7/11/2018	<0.0007	
1/29/2019	0.0002 (J)	
3/27/2019	<0.0007	
9/11/2019	0.00031 (J)	
4/1/2020	<0.0007	
9/16/2020	<0.0007	
3/16/2021	<0.0007	
8/19/2021	<0.0007	
2/23/2022	<0.0007	
8/3/2022	0.00016 (J)	
2/8/2023	0.00018 (J)	
8/2/2023	0.00025 (J)	
2/7/2024		0.00011 (J)
8/14/2024		0.00015 (J)
2/4/2025		0.00014 (J)
8/5/2025		<0.0007

ND substitution: RL or RL/2 if <15% NDs.

Prediction Limit

Constituent: Cadmium (mg/L) Analysis Run 9/17/2025 5:17 PM View: Appendix I - Intrawell

Plant McIntosh Client: Southern Company Data: McIntosh LF 4

	GWC-20	GWC-20
12/9/2015	<0.0007	
12/14/2015	0.00031 (J)	
12/29/2015	0.00075 (J)	
1/14/2016	0.00039 (J)	
1/25/2016	0.00078 (J)	
4/21/2016	0.00052 (J)	
6/16/2016	0.00044 (J)	
8/10/2016	<0.0007	
9/27/2016	<0.0007	
11/15/2016	<0.0007	
1/13/2017	0.00036 (J)	
3/1/2017	<0.0007	
4/25/2017	<0.0007	
7/25/2017	<0.0007	
1/12/2018	<0.0007	
7/11/2018	<0.0007	
1/29/2019	0.00016 (J)	
3/27/2019	<0.0007	
9/11/2019	0.00029 (J)	
4/1/2020	<0.0007	
9/15/2020	<0.0007	
3/16/2021	<0.0007	
8/19/2021	<0.0007	
2/22/2022	<0.0007	
8/3/2022	0.00016 (J)	
2/8/2023	0.00011 (J)	
8/2/2023	0.00015 (J)	
2/7/2024		0.00013 (J)
8/14/2024		0.00016 (J)
2/5/2025		0.00013 (J)
8/5/2025		<0.0007

ND substitution: RL or RL/2 if <15% NDs.

Prediction Limit

Constituent: Cadmium (mg/L) Analysis Run 9/17/2025 5:17 PM View: Appendix I - Intrawell

Plant McIntosh Client: Southern Company Data: McIntosh LF 4

	GWC-21	GWC-21
12/9/2015	<0.0007	
12/14/2015	<0.0007	
12/29/2015	<0.0007	
1/14/2016	<0.0007	
1/25/2016	<0.0007	
4/21/2016	<0.0007	
6/16/2016	0.00012 (J)	
8/10/2016	<0.0007	
9/27/2016	0.00062 (J)	
11/15/2016	<0.0007	
1/12/2017	<0.0007	
3/1/2017	<0.0007	
4/24/2017	<0.0007	
7/25/2017	<0.0007	
1/11/2018	<0.0007	
7/11/2018	<0.0007	
1/30/2019	0.00014 (J)	
3/27/2019	<0.0007	
9/11/2019	0.00029 (J)	
4/1/2020	<0.0007	
9/15/2020	<0.0007	
3/17/2021	<0.0007	
8/19/2021	<0.0007	
2/23/2022	<0.0007	
8/4/2022	0.00014 (J)	
2/8/2023	<0.0007	
8/3/2023	0.00011 (J)	
2/7/2024		0.00012 (J)
8/14/2024		0.00013 (J)
2/5/2025		0.00013 (J)
8/5/2025		<0.0007

ND substitution: RL or RL/2 if <15% NDs.

Prediction Limit

Constituent: Cadmium (mg/L) Analysis Run 9/17/2025 5:17 PM View: Appendix I - Intrawell

Plant McIntosh Client: Southern Company Data: McIntosh LF 4

	GWC-23	GWC-23
6/16/2016	<0.0007	
8/10/2016	<0.0007	
9/28/2016	<0.0007	
11/16/2016	<0.0007	
1/17/2017	<0.0007	
3/2/2017	<0.0007	
4/25/2017	<0.0007	
7/13/2017	<0.0007	
7/25/2017	<0.0007	
1/12/2018	<0.0007	
7/12/2018	<0.0007	
1/30/2019	0.00015 (J)	
3/27/2019	<0.0007	
9/11/2019	0.00018 (J)	
4/1/2020	<0.0007	
9/15/2020	<0.0007	
3/17/2021	<0.0007	
8/19/2021	<0.0007	
2/23/2022	<0.0007	
8/4/2022	<0.0007	
2/8/2023	0.00013 (J)	
8/3/2023	0.0001 (J)	
2/7/2024		<0.0007
8/14/2024		9.5E-05 (J)
2/5/2025		<0.0007
8/6/2025		<0.0007

ND substitution: RL or RL/2 if <15% NDs.

Prediction Limit

Constituent: Cadmium (mg/L) Analysis Run 9/17/2025 5:17 PM View: Appendix I - Intrawell

Plant McIntosh Client: Southern Company Data: McIntosh LF 4

	GWC-9	GWC-9
8/25/2004	<0.0007	
9/11/2004	<0.0007	
9/26/2004	<0.0007	
10/13/2004	<0.0007	
7/12/2005	<0.0007	
12/8/2005	<0.0007	
6/25/2006	<0.0007	
11/29/2006	<0.0007	
6/20/2007	<0.0007	
7/6/2007	<0.0007	
12/13/2007	<0.0007	
6/20/2008	<0.0007	
12/7/2008	<0.0007	
7/9/2009	<0.0007	
12/29/2009	<0.0007	
6/22/2010	<0.0007	
1/5/2011	<0.0007	
7/9/2011	<0.0007	
1/21/2012	<0.0007	
7/11/2012	<0.0007	
1/19/2013	<0.0007	
7/18/2013	<0.0007	
1/15/2014	<0.0007	
7/10/2014	<0.0007	
1/16/2015	<0.0007	
6/20/2015	<0.0007	
1/14/2016	<0.0007	
4/19/2016	<0.0007	
6/15/2016	<0.0007	
8/10/2016	<0.0007	
9/27/2016	<0.0007	
11/15/2016	<0.0007	
1/13/2017	<0.0007	
3/1/2017	<0.0007	
4/24/2017	<0.0007	
7/24/2017	<0.0007	
1/12/2018	<0.0007	
7/12/2018	<0.0007	
1/30/2019	<0.0007	
3/27/2019	<0.0007	
9/11/2019	<0.0007	
4/1/2020	<0.0007	
9/16/2020	<0.0007	
3/17/2021	<0.0007	
8/19/2021	<0.0007	
2/23/2022	<0.0007	
8/3/2022	0.00011 (J)	
2/8/2023	9.5E-05 (J)	
8/2/2023	<0.0007	
2/7/2024		0.00012 (J)
8/14/2024		0.0001 (J)
2/5/2025		<0.0007

ND substitution: RL or RL/2 if <15% NDs.

Prediction Limit

Constituent: Cadmium (mg/L) Analysis Run 9/17/2025 5:17 PM View: Appendix I - Intrawell

Plant McIntosh Client: Southern Company Data: McIntosh LF 4

	GWC-9	GWC-9
8/6/2025		<0.0007

ND substitution: RL or RL/2 if <15% NDs.

Prediction Limit

Constituent: Chromium (mg/L) Analysis Run 9/17/2025 5:17 PM View: Appendix I - Intrawell

Plant McIntosh Client: Southern Company Data: McIntosh LF 4

	GWA-2	GWA-2
8/25/2004	<0.005	
9/11/2004	<0.005	
9/26/2004	<0.005	
10/13/2004	<0.005	
7/11/2005	<0.005	
12/7/2005	<0.005	
6/23/2006	0.0024	
11/28/2006	0.0019	
6/19/2007	0.0021	
7/6/2007	0.0021	
12/13/2007	0.0021	
6/20/2008	0.0017	
12/7/2008	0.0018	
7/9/2009	0.0015	
12/28/2009	0.002	
6/22/2010	0.0017	
1/4/2011	0.002	
7/9/2011	0.0027	
1/21/2012	<0.005	
7/11/2012	0.0061 (O)	
1/20/2013	0.002	
7/19/2013	0.0021	
1/15/2014	0.0029	
7/11/2014	0.002	
1/16/2015	0.0026	
6/20/2015	0.002	
1/16/2016	0.0015	
4/19/2016	<0.005	
6/14/2016	0.0017 (J)	
8/9/2016	0.0014 (J)	
9/26/2016	0.0016 (J)	
11/15/2016	0.0015 (J)	
1/10/2017	0.0015 (J)	
2/28/2017	0.0044	
4/19/2017	0.0011 (J)	
7/17/2017	0.0011 (J)	
1/10/2018	0.0014 (J)	
7/11/2018	0.0011 (J)	
1/29/2019	0.0019 (J)	
3/27/2019	0.0016 (J)	
9/11/2019	0.004	
4/1/2020	0.0017 (J)	
9/15/2020	0.0015 (J)	
3/16/2021	0.0015 (J)	
8/17/2021	0.0016 (J)	
2/22/2022	0.0018 (J)	
8/2/2022	0.0015 (J)	
2/7/2023	0.0028	
8/1/2023	0.0025	
2/6/2024		0.002
8/15/2024		0.0018 (J)
2/4/2025		0.0019 (J)

ND substitution: RL or RL/2 if <15% NDs.

Prediction Limit

Constituent: Chromium (mg/L) Analysis Run 9/17/2025 5:17 PM View: Appendix I - Intrawell

Plant McIntosh Client: Southern Company Data: McIntosh LF 4

	GWA-2	GWA-2
8/5/2025		<0.005

ND substitution: RL or RL/2 if <15% NDs.

Prediction Limit

Constituent: Chromium (mg/L) Analysis Run 9/17/2025 5:17 PM View: Appendix I - Intrawell

Plant McIntosh Client: Southern Company Data: McIntosh LF 4

	GWA-3	GWA-3
8/25/2004	<0.005	
9/11/2004	0.0024	
9/26/2004	<0.005	
10/13/2004	<0.005	
7/11/2005	<0.005	
12/7/2005	<0.005	
6/23/2006	0.0021	
11/28/2006	0.0023	
6/19/2007	0.0049	
7/6/2007	0.0049	
12/13/2007	0.0013	
6/20/2008	0.0025	
12/7/2008	0.0034	
7/9/2009	<0.005	
12/28/2009	0.0021	
6/22/2010	0.0018	
1/5/2011	0.077 (O)	
7/9/2011	0.004	
1/20/2012	<0.005	
7/11/2012	<0.005	
1/19/2013	0.0013	
7/18/2013	0.0022	
1/15/2014	0.0019	
7/11/2014	0.0014	
1/15/2015	0.0011 (J)	
6/19/2015	0.0012 (J)	
1/16/2016	0.0014	
4/19/2016	<0.005	
6/14/2016	0.00085 (J)	
8/9/2016	<0.005	
9/27/2016	<0.005	
11/14/2016	0.0011 (J)	
1/10/2017	0.0012 (J)	
2/28/2017	0.004	
4/19/2017	0.0011 (J)	
7/18/2017	<0.005	
1/10/2018	0.0012 (J)	
7/11/2018	0.0011 (J)	
1/29/2019	0.0016 (J)	
3/27/2019	0.0014 (J)	
9/11/2019	0.0034	
4/1/2020	<0.005	
9/15/2020	<0.005	
3/16/2021	0.0015 (J)	
8/17/2021	0.0015 (J)	
2/22/2022	<0.005	
8/2/2022	<0.005	
2/7/2023	0.0019 (J)	
8/2/2023	0.0022	
2/6/2024		<0.005
8/13/2024		0.0017 (J)
2/4/2025		0.0016 (J)

ND substitution: RL or RL/2 if <15% NDs.

Prediction Limit

Constituent: Chromium (mg/L) Analysis Run 9/17/2025 5:17 PM View: Appendix I - Intrawell

Plant McIntosh Client: Southern Company Data: McIntosh LF 4

	GWA-3	GWA-3
8/6/2025		<0.005

ND substitution: RL or RL/2 if <15% NDs.

Prediction Limit

Constituent: Chromium (mg/L) Analysis Run 9/17/2025 5:17 PM View: Appendix I - Intrawell

Plant McIntosh Client: Southern Company Data: McIntosh LF 4

	GWA-4A	GWA-4A
8/25/2004	0.0022	
9/11/2004	<0.005	
9/26/2004	<0.005	
10/13/2004	<0.005	
7/12/2005	<0.005	
12/8/2005	<0.005	
6/24/2006	<0.005	
11/28/2006	<0.005	
6/19/2007	<0.005	
12/13/2007	<0.005	
6/20/2008	<0.005	
12/7/2008	<0.005	
7/9/2009	<0.005	
12/30/2009	0.0078	
6/22/2010	<0.005	
1/4/2011	0.0037	
7/10/2011	<0.005	
1/21/2012	<0.005	
7/11/2012	0.0096	
1/20/2013	0.0052	
7/19/2013	0.002	
1/16/2014	0.0061	
7/10/2014	<0.005	
1/16/2015	0.002	
6/20/2015	0.0011 (J)	
1/14/2016	0.0011 (J)	
4/20/2016	<0.005	
6/14/2016	0.0013 (J)	
8/11/2016	<0.005	
9/27/2016	<0.005	
11/14/2016	<0.005	
1/10/2017	<0.005	
2/28/2017	0.0048	
4/20/2017	<0.005	
7/18/2017	<0.005	
1/10/2018	<0.005	
7/11/2018	<0.005	
1/29/2019	0.00099 (J)	
3/26/2019	<0.005	
9/10/2019	0.0031	
3/31/2020	<0.005	
9/16/2020	<0.005	
3/17/2021	<0.005	
8/19/2021	<0.005	
2/23/2022	<0.005	
8/3/2022	<0.005	
2/7/2023	<0.005	
8/1/2023	<0.005	
2/6/2024		<0.005
8/13/2024		<0.005
2/3/2025		<0.005
8/5/2025		<0.005

ND substitution: RL or RL/2 if <15% NDs.

Prediction Limit

Constituent: Chromium (mg/L) Analysis Run 9/17/2025 5:17 PM View: Appendix I - Intrawell

Plant McIntosh Client: Southern Company Data: McIntosh LF 4

	GWA-5	GWA-5
8/25/2004	0.22 (O)	
9/11/2004	<0.005	
9/26/2004	<0.005	
10/13/2004	<0.005	
7/12/2005	0.0023	
12/8/2005	<0.005	
6/24/2006	<0.005	
11/28/2006	<0.005	
6/19/2007	<0.005	
7/6/2007	<0.005	
12/14/2007	<0.005	
6/20/2008	<0.005	
12/7/2008	<0.005	
7/9/2009	<0.005	
12/29/2009	0.004	
6/22/2010	<0.005	
1/4/2011	0.0027	
7/9/2011	<0.005	
1/21/2012	<0.005	
7/11/2012	0.0038	
1/19/2013	0.002	
7/18/2013	0.0023	
1/15/2014	0.0012 (J)	
7/10/2014	0.0012 (J)	
1/15/2015	<0.005	
6/19/2015	0.0037	
1/14/2016	<0.005	
4/20/2016	<0.005	
6/14/2016	0.0011 (J)	
8/9/2016	<0.005	
9/27/2016	<0.005	
11/15/2016	<0.005	
1/11/2017	<0.005	
2/28/2017	0.0054	
4/20/2017	0.0013 (J)	
7/18/2017	<0.005	
1/10/2018	<0.005	
7/11/2018	<0.005	
1/29/2019	0.0014 (J)	
3/26/2019	<0.005	
9/10/2019	0.0041	
3/31/2020	<0.005	
9/15/2020	<0.005	
3/17/2021	<0.005	
8/19/2021	<0.005	
2/22/2022	<0.005	
8/2/2022	<0.005	
2/7/2023	0.002	
8/1/2023	0.0016 (J)	
2/6/2024		<0.005
8/13/2024		0.0043
2/4/2025		0.0015 (J)

ND substitution: RL or RL/2 if <15% NDs.

Prediction Limit

Constituent: Chromium (mg/L) Analysis Run 9/17/2025 5:17 PM View: Appendix I - Intrawell

Plant McIntosh Client: Southern Company Data: McIntosh LF 4

	GWA-5	GWA-5
8/5/2025		<0.005

ND substitution: RL or RL/2 if <15% NDs.

Prediction Limit

Constituent: Chromium (mg/L) Analysis Run 9/17/2025 5:17 PM View: Appendix I - Intrawell

Plant McIntosh Client: Southern Company Data: McIntosh LF 4

	GWA-13	GWA-13
6/22/2010	<0.005	
12/7/2015	<0.005	
12/15/2015	<0.005	
12/29/2015	<0.005	
1/13/2016	<0.005	
1/25/2016	<0.005	
4/20/2016	<0.01 (O)	
6/14/2016	0.0094 (J)	
8/9/2016	<0.005	
9/27/2016	<0.005	
11/15/2016	<0.005	
1/12/2017	<0.005	
2/28/2017	0.0049	
4/20/2017	0.0011 (J)	
7/18/2017	<0.005	
1/10/2018	<0.005	
7/11/2018	<0.005	
1/29/2019	0.0037	
3/26/2019	0.0014 (J)	
9/10/2019	0.0052	
3/31/2020	0.0019 (J)	
9/15/2020	<0.005	
3/16/2021	<0.005	
8/18/2021	<0.005	
2/22/2022	<0.005	
8/2/2022	<0.005	
2/6/2023	0.0025	
8/1/2023	0.0018 (J)	
2/6/2024		0.0021
8/13/2024		0.0022
2/4/2025		0.0023
8/5/2025		<0.005

ND substitution: RL or RL/2 if <15% NDs.

Prediction Limit

Constituent: Chromium (mg/L) Analysis Run 9/17/2025 5:17 PM View: Appendix I - Intrawell

Plant McIntosh Client: Southern Company Data: McIntosh LF 4

	GWA-14	GWA-14
7/12/2012	<0.005	
12/7/2015	<0.005	
12/15/2015	<0.005	
12/29/2015	<0.005	
1/13/2016	<0.005	
1/25/2016	<0.005	
4/20/2016	<0.005	
6/14/2016	0.00086 (J)	
8/9/2016	<0.005	
9/27/2016	<0.005	
11/15/2016	<0.005	
1/11/2017	<0.005	
2/28/2017	0.0047	
4/20/2017	<0.005	
7/19/2017	<0.005	
1/11/2018	<0.005	
7/11/2018	<0.005	
1/29/2019	0.0014 (J)	
3/26/2019	<0.005	
9/10/2019	0.004	
12/17/2019	0.0035	
4/1/2020	<0.005	
9/15/2020	<0.005	
3/16/2021	<0.005	
8/17/2021	<0.005	
2/22/2022	<0.005	
8/2/2022	<0.005	
2/7/2023	0.0021	
8/2/2023	0.0021	
2/6/2024		<0.005
8/13/2024		0.0028
2/4/2025		0.0017 (J)
8/4/2025		<0.005

ND substitution: RL or RL/2 if <15% NDs.

Prediction Limit

Constituent: Chromium (mg/L) Analysis Run 9/17/2025 5:17 PM View: Appendix I - Intrawell

Plant McIntosh Client: Southern Company Data: McIntosh LF 4

	GWA-15	GWA-15
12/7/2015	<0.005	
12/15/2015	<0.005	
12/28/2015	<0.005	
1/13/2016	<0.005	
1/25/2016	<0.005	
4/21/2016	<0.005	
6/15/2016	0.0008 (J)	
8/9/2016	<0.005	
9/27/2016	<0.005	
11/15/2016	<0.005	
1/11/2017	<0.005	
2/28/2017	0.0051	
4/20/2017	0.0012 (J)	
7/19/2017	0.0013 (J)	
1/11/2018	0.0011 (J)	
7/11/2018	<0.005	
1/29/2019	0.0021 (J)	
3/26/2019	0.0016 (J)	
9/11/2019	0.0038	
12/17/2019	0.0039	
4/1/2020	0.0015 (J)	
9/15/2020	<0.005	
3/17/2021	<0.005	
8/19/2021	<0.005	
2/22/2022	<0.005	
8/2/2022	<0.005	
2/7/2023	0.0021	
8/1/2023	0.0019 (J)	
2/6/2024		0.0014 (J)
8/13/2024		0.0031
2/4/2025		0.0021
8/5/2025		<0.005

ND substitution: RL or RL/2 if <15% NDs.

Prediction Limit

Constituent: Chromium (mg/L) Analysis Run 9/17/2025 5:17 PM View: Appendix I - Intrawell

Plant McIntosh Client: Southern Company Data: McIntosh LF 4

	GWA-16	GWA-16
12/7/2015	<0.005	
12/14/2015	<0.005	
12/28/2015	<0.005	
1/13/2016	<0.005	
1/25/2016	<0.005	
4/20/2016	<0.005	
6/15/2016	0.00072 (J)	
8/9/2016	<0.005	
9/27/2016	<0.005	
11/15/2016	0.0011 (J)	
1/11/2017	0.0012 (J)	
3/1/2017	0.0052	
4/20/2017	0.0013 (J)	
7/19/2017	0.0015 (J)	
1/11/2018	0.0013 (J)	
7/11/2018	0.0012 (J)	
1/29/2019	0.0024 (J)	
3/26/2019	0.0015 (J)	
9/10/2019	0.004	
4/1/2020	0.024	
9/15/2020	0.0015 (J)	
3/16/2021	0.0017 (J)	
8/17/2021	0.0019 (J)	
2/22/2022	0.0015 (J)	
8/2/2022	<0.005	
2/7/2023	0.0025	
8/1/2023	0.0024	
2/6/2024		0.0016 (J)
8/13/2024		0.0018 (J)
2/4/2025		0.0022
8/5/2025		<0.005

ND substitution: RL or RL/2 if <15% NDs.

Prediction Limit

Constituent: Chromium (mg/L) Analysis Run 9/17/2025 5:17 PM View: Appendix I - Intrawell

Plant McIntosh Client: Southern Company Data: McIntosh LF 4

	GWC-17	GWC-17
1/20/2012	<0.005	
12/8/2015	<0.005	
12/14/2015	<0.005	
12/28/2015	<0.005	
1/13/2016	<0.005	
1/26/2016	<0.005	
4/20/2016	<0.005	
6/15/2016	0.0018 (J)	
8/9/2016	0.002 (J)	
9/27/2016	0.0021 (J)	
11/15/2016	0.002 (J)	
1/11/2017	0.0025	
3/1/2017	0.0067	
4/20/2017	0.0024 (J)	
7/19/2017	0.0025	
1/11/2018	0.0026	
7/11/2018	0.0025	
1/29/2019	0.0041	
3/27/2019	0.0028	
9/11/2019	0.0059	
4/1/2020	0.0032	
9/15/2020	0.0027	
3/16/2021	0.0031	
8/19/2021	0.0027	
2/22/2022	0.003	
8/2/2022	0.0033	
2/8/2023	0.0044	
8/2/2023	0.0039	
2/6/2024		0.0029
8/13/2024		0.0033
2/4/2025		0.0036
8/5/2025		<0.005

ND substitution: RL or RL/2 if <15% NDs.

Prediction Limit

Constituent: Chromium (mg/L) Analysis Run 9/17/2025 5:17 PM View: Appendix I - Intrawell

Plant McIntosh Client: Southern Company Data: McIntosh LF 4

	GWC-18	GWC-18
1/21/2012	<0.005	
12/8/2015	0.0012 (J)	
12/14/2015	0.0018	
12/28/2015	0.0017	
1/14/2016	<0.005	
1/26/2016	0.0013	
4/19/2016	0.00277 (J)	
6/16/2016	0.0021 (J)	
8/11/2016	0.0023 (J)	
9/28/2016	0.0022 (J)	
11/16/2016	0.0019 (J)	
1/11/2017	0.0025	
3/1/2017	0.0065	
4/25/2017	0.0026	
7/25/2017	0.0023 (J)	
1/12/2018	0.002 (J)	
7/11/2018	0.0022 (J)	
1/30/2019	0.0049	
3/27/2019	0.0025	
9/11/2019	0.0049	
12/18/2019	0.0021	
4/1/2020	0.0025	
9/15/2020	0.0025	
3/17/2021	0.0027	
8/19/2021	0.0025	
2/23/2022	0.0025	
8/2/2022	0.0025	
2/7/2023	0.0043	
8/2/2023	0.0025	
2/7/2024		0.0025
8/14/2024		0.0037
2/5/2025		0.0034
8/6/2025		<0.005

ND substitution: RL or RL/2 if <15% NDs.

Prediction Limit

Constituent: Chromium (mg/L) Analysis Run 9/17/2025 5:17 PM View: Appendix I - Intrawell

Plant McIntosh Client: Southern Company Data: McIntosh LF 4

	GWC-1	GWC-1
8/25/2004	<0.005	
9/11/2004	<0.005	
9/26/2004	<0.005	
7/11/2005	<0.005	
12/7/2005	0.0021	
6/24/2006	0.002	
11/29/2006	0.0024	
6/20/2007	0.0034	
7/6/2007	0.0034	
12/13/2007	0.0029	
6/20/2008	0.002	
12/7/2008	0.072 (O)	
2/6/2009	0.0035	
7/9/2009	0.0017	
12/28/2009	<0.005	
6/22/2010	<0.005	
1/4/2011	0.0023	
7/9/2011	0.005	
1/21/2012	<0.005	
7/11/2012	0.0023	
1/20/2013	0.003	
7/19/2013	<0.005	
1/15/2014	0.002	
7/11/2014	0.0012 (J)	
1/16/2015	0.0011 (J)	
6/20/2015	0.0028	
1/16/2016	0.0013	
4/20/2016	<0.005	
6/15/2016	0.0011 (J)	
8/10/2016	0.0015 (J)	
9/27/2016	0.0018 (J)	
11/15/2016	0.0019 (J)	
1/12/2017	0.0012 (J)	
3/1/2017	0.0049	
4/20/2017	<0.005	
7/19/2017	0.0017 (J)	
1/11/2018	<0.005	
7/12/2018	<0.005	
1/30/2019	0.0021 (J)	
3/27/2019	<0.005	
9/11/2019	0.0035	
4/1/2020	<0.005	
9/15/2020	<0.005	
3/16/2021	<0.005	
8/18/2021	0.0018 (J)	
2/23/2022	<0.005	
8/3/2022	0.0015 (J)	
2/7/2023	0.0024	
8/2/2023	0.0024	
2/7/2024		0.0018 (J)
8/14/2024		0.0032
2/5/2025		0.0016 (J)

ND substitution: RL or RL/2 if <15% NDs.

Prediction Limit

Constituent: Chromium (mg/L) Analysis Run 9/17/2025 5:17 PM View: Appendix I - Intrawell

Plant McIntosh Client: Southern Company Data: McIntosh LF 4

	GWC-1	GWC-1
8/6/2025		<0.005

ND substitution: RL or RL/2 if <15% NDs.

Prediction Limit

Constituent: Chromium (mg/L) Analysis Run 9/17/2025 5:17 PM View: Appendix I - Intrawell

Plant McIntosh Client: Southern Company Data: McIntosh LF 4

	GWC-10	GWC-10
8/25/2004	<0.0013	
9/11/2004	0.0027	
9/26/2004	<0.0013	
10/13/2004	<0.0013	
7/12/2005	0.0036	
12/7/2005	0.0042	
6/24/2006	0.0045	
11/29/2006	0.0017	
6/20/2007	<0.0013	
7/6/2007	<0.0013	
12/13/2007	<0.0013	
6/20/2008	<0.0013	
12/7/2008	<0.0013	
7/10/2009	0.0021	
12/29/2009	0.0023	
6/22/2010	0.0051	
1/4/2011	0.0026	
7/10/2011	<0.0013	
1/21/2012	<0.0013	
7/11/2012	0.0018	
1/20/2013	0.0014	
7/19/2013	0.0032	
7/20/2013	<0.0013	
1/16/2014	0.0058	
7/10/2014	0.0034	
1/16/2015	0.0024	
6/20/2015	0.0072	
1/16/2016	0.0076	
4/21/2016	0.00617 (J)	
6/16/2016	0.007 (J)	
8/10/2016	0.0056	
9/27/2016	0.0057	
11/15/2016	0.0062	
1/12/2017	0.0061	
3/1/2017	0.01	
4/24/2017	0.0053	
7/24/2017	0.0055	
1/11/2018	0.0055	
7/12/2018	0.0017 (J)	
1/30/2019	0.0071	
3/27/2019	0.0035	
9/11/2019	0.004	
4/1/2020	0.0084	
9/15/2020	0.0018 (J)	
3/16/2021	0.0054	
8/18/2021	0.0026	
2/23/2022	0.0031	
8/3/2022	0.0031	
2/8/2023	0.0038	
8/2/2023	0.0051	
2/7/2024		0.003
8/14/2024		0.0047

ND substitution: RL or RL/2 if <15% NDs.

Prediction Limit

Constituent: Chromium (mg/L) Analysis Run 9/17/2025 5:17 PM View: Appendix I - Intrawell

Plant McIntosh Client: Southern Company Data: McIntosh LF 4

	GWC-10	GWC-10
2/4/2025		0.0043
8/6/2025		0.0045 (J)

Prediction Limit

Constituent: Chromium (mg/L) Analysis Run 9/17/2025 5:17 PM View: Appendix I - Intrawell

Plant McIntosh Client: Southern Company Data: McIntosh LF 4

	GWC-11	GWC-11
8/25/2004	0.0033	
9/11/2004	0.0038	
9/26/2004	0.0031	
10/13/2004	<0.005	
7/12/2005	0.0039	
12/7/2005	0.0053	
6/25/2006	0.0069	
11/28/2006	0.0056	
6/21/2007	0.0063	
7/6/2007	0.0063	
12/14/2007	0.0058	
6/20/2008	0.013	
12/7/2008	0.0048	
7/10/2009	0.0086	
12/29/2009	0.0077	
6/22/2010	0.0046	
1/5/2011	0.0053	
7/9/2011	0.007	
1/21/2012	0.0073	
7/11/2012	0.01	
1/19/2013	0.0058	
7/19/2013	0.005	
1/15/2014	0.0081	
7/11/2014	0.0087	
1/16/2015	0.0061	
6/20/2015	0.005	
1/14/2016	0.0045	
4/20/2016	0.00856 (J)	
6/15/2016	0.0061 (J)	
8/10/2016	0.0052	
9/27/2016	0.0051	
11/15/2016	0.005	
1/12/2017	0.0051	
3/1/2017	0.0088	
4/24/2017	0.0049	
7/24/2017	0.0049	
1/11/2018	0.0044	
7/12/2018	0.0023 (J)	
1/30/2019	0.006	
3/27/2019	0.0031	
9/11/2019	0.0071	
4/2/2020	0.0055	
9/15/2020	0.0028	
3/17/2021	0.0031	
8/18/2021	0.004	
2/23/2022	0.005	
8/2/2022	0.0046	
2/8/2023	0.0059	
8/2/2023	0.0047	
2/7/2024		0.0058
8/14/2024		0.0053
2/5/2025		0.0067

ND substitution: RL or RL/2 if <15% NDs.

Prediction Limit

Constituent: Chromium (mg/L) Analysis Run 9/17/2025 5:17 PM View: Appendix I - Intrawell

Plant McIntosh Client: Southern Company Data: McIntosh LF 4

	GWC-11	GWC-11
8/6/2025		0.004 (J)

Prediction Limit

Constituent: Chromium (mg/L) Analysis Run 9/17/2025 5:17 PM View: Appendix I - Intrawell

Plant McIntosh Client: Southern Company Data: McIntosh LF 4

	GWC-12	GWC-12
8/25/2004	<0.005	
9/11/2004	<0.005	
9/26/2004	<0.005	
10/13/2004	<0.005	
7/11/2005	<0.005	
12/7/2005	<0.005	
6/24/2006	0.002	
11/28/2006	0.0015	
6/20/2007	0.0021	
7/6/2007	0.0021	
12/13/2007	0.0025	
6/20/2008	0.0017	
12/7/2008	0.0016	
7/10/2009	0.0017	
12/28/2009	0.0018	
6/22/2010	0.0018	
1/4/2011	0.0039	
7/9/2011	0.0041	
1/20/2012	<0.005	
7/11/2012	0.0052	
1/19/2013	0.0025	
7/18/2013	0.0035	
1/15/2014	0.0082	
7/11/2014	0.0048	
1/15/2015	0.0022	
6/19/2015	0.0024	
1/16/2016	0.002	
4/20/2016	<0.005	
6/15/2016	0.0016 (J)	
8/10/2016	0.0016 (J)	
9/27/2016	0.0019 (J)	
11/15/2016	0.0017 (J)	
1/12/2017	0.0017 (J)	
3/1/2017	0.0055	
4/20/2017	0.0016 (J)	
7/20/2017	0.0017 (J)	
1/11/2018	0.0016 (J)	
7/12/2018	0.0015 (J)	
1/30/2019	0.0039	
3/27/2019	0.0019 (J)	
9/11/2019	0.0036	
4/1/2020	0.0019 (J)	
9/16/2020	0.0016 (J)	
3/16/2021	0.0019 (J)	
8/18/2021	0.0037	
2/23/2022	0.0016 (J)	
8/3/2022	0.0019 (J)	
2/7/2023	0.002	
8/2/2023	0.0023	
2/8/2024		0.002
8/14/2024		0.0021
2/5/2025		0.0025

ND substitution: RL or RL/2 if <15% NDs.

Prediction Limit

Constituent: Chromium (mg/L) Analysis Run 9/17/2025 5:17 PM View: Appendix I - Intrawell

Plant McIntosh Client: Southern Company Data: McIntosh LF 4

	GWC-12	GWC-12
8/6/2025		<0.005

ND substitution: RL or RL/2 if <15% NDs.

Prediction Limit

Constituent: Chromium (mg/L) Analysis Run 9/17/2025 5:17 PM View: Appendix I - Intrawell

Plant McIntosh Client: Southern Company Data: McIntosh LF 4

	GWC-19	GWC-19
12/8/2015	0.0026	
12/15/2015	0.0017	
12/28/2015	0.0016	
1/14/2016	0.0016	
1/26/2016	0.0016	
4/19/2016	<0.005	
6/16/2016	0.0016 (J)	
8/10/2016	0.0016 (J)	
9/28/2016	<0.005	
11/15/2016	<0.005	
1/16/2017	0.0013 (J)	
3/1/2017	0.0056	
4/25/2017	0.0019 (J)	
7/25/2017	0.0013 (J)	
1/12/2018	0.0017 (J)	
7/11/2018	0.0011 (J)	
1/29/2019	0.0019 (J)	
3/27/2019	0.0014 (J)	
9/11/2019	0.0043	
4/1/2020	0.0018 (J)	
9/16/2020	0.0015 (J)	
3/16/2021	0.0017 (J)	
8/19/2021	0.0015 (J)	
2/23/2022	0.0016 (J)	
8/3/2022	0.0017 (J)	
2/8/2023	0.0026	
8/2/2023	0.0023	
2/7/2024		0.0016 (J)
8/14/2024		0.0023
2/4/2025		0.002
8/5/2025		<0.005

ND substitution: RL or RL/2 if <15% NDs.

Prediction Limit

Constituent: Chromium (mg/L) Analysis Run 9/17/2025 5:17 PM View: Appendix I - Intrawell

Plant McIntosh Client: Southern Company Data: McIntosh LF 4

	GWC-20	GWC-20
12/9/2015	<0.005	
12/14/2015	<0.005	
12/29/2015	<0.005	
1/14/2016	<0.005	
1/25/2016	<0.005	
4/21/2016	<0.005	
6/16/2016	0.0008 (J)	
8/10/2016	<0.005	
9/27/2016	<0.005	
11/15/2016	<0.005	
1/13/2017	<0.005	
3/1/2017	0.005	
4/25/2017	<0.005	
7/25/2017	<0.005	
1/12/2018	<0.005	
7/11/2018	<0.005	
1/29/2019	0.0013 (J)	
3/27/2019	<0.005	
9/11/2019	0.0034	
12/18/2019	<0.005	
4/1/2020	<0.005	
9/15/2020	<0.005	
3/16/2021	<0.005	
8/19/2021	0.0018 (J)	
2/22/2022	<0.005	
8/3/2022	<0.005	
2/8/2023	0.002	
8/2/2023	0.004	
2/7/2024		<0.005
8/14/2024		0.0015 (J)
2/5/2025		0.0019 (J)
8/5/2025		<0.005

ND substitution: RL or RL/2 if <15% NDs.

Prediction Limit

Constituent: Chromium (mg/L) Analysis Run 9/17/2025 5:17 PM View: Appendix I - Intrawell

Plant McIntosh Client: Southern Company Data: McIntosh LF 4

	GWC-21	GWC-21
12/9/2015	<0.005	
12/14/2015	<0.005	
12/29/2015	<0.005	
1/14/2016	<0.005	
1/25/2016	<0.005	
4/21/2016	<0.005	
6/16/2016	0.00031 (J)	
8/10/2016	<0.005	
9/27/2016	0.35 (O)	
11/15/2016	<0.005	
1/12/2017	<0.005	
3/1/2017	0.0044	
4/24/2017	<0.005	
7/25/2017	<0.005	
1/11/2018	<0.005	
7/11/2018	<0.005	
1/30/2019	0.0017 (J)	
3/27/2019	<0.005	
9/11/2019	0.0025	
4/1/2020	<0.005	
9/15/2020	<0.005	
3/17/2021	<0.005	
8/19/2021	<0.005	
2/23/2022	<0.005	
8/4/2022	<0.005	
2/8/2023	<0.005	
8/3/2023	<0.005	
2/7/2024		<0.005
8/14/2024		0.0013 (J)
2/5/2025		<0.005
8/5/2025		<0.005

ND substitution: RL or RL/2 if <15% NDs.

Prediction Limit

Constituent: Chromium (mg/L) Analysis Run 9/17/2025 5:17 PM View: Appendix I - Intrawell

Plant McIntosh Client: Southern Company Data: McIntosh LF 4

	GWC-23	GWC-23
6/16/2016	0.00023 (J)	
8/10/2016	<0.005	
9/28/2016	<0.005	
11/16/2016	<0.005	
1/17/2017	<0.005	
3/2/2017	0.0017 (J)	
4/25/2017	<0.005	
7/13/2017	<0.005	
7/25/2017	<0.005	
1/12/2018	<0.005	
7/12/2018	<0.005	
1/30/2019	0.0019 (J)	
3/27/2019	<0.005	
9/11/2019	0.004	
12/18/2019	0.0018 (J)	
4/1/2020	0.0022	
9/15/2020	0.0023	
3/17/2021	0.0027	
8/19/2021	0.0023	
2/23/2022	0.0028	
8/4/2022	0.0029	
2/8/2023	0.0033	
8/3/2023	0.0026	
2/7/2024		0.0029
8/14/2024		0.0039
2/5/2025		0.0036
8/6/2025		<0.005

ND substitution: RL or RL/2 if <15% NDs.

Prediction Limit

Constituent: Chromium (mg/L) Analysis Run 9/17/2025 5:17 PM View: Appendix I - Intrawell

Plant McIntosh Client: Southern Company Data: McIntosh LF 4

	GWC-9	GWC-9
8/25/2004	<0.005	
9/11/2004	<0.005	
9/26/2004	<0.005	
10/13/2004	<0.005	
7/12/2005	<0.005	
12/8/2005	<0.005	
6/25/2006	<0.005	
11/29/2006	<0.005	
6/20/2007	0.0017	
7/6/2007	0.0017	
12/13/2007	0.0021	
6/20/2008	0.0021	
12/7/2008	0.0018	
7/9/2009	0.0024	
12/29/2009	0.0021	
6/22/2010	<0.005	
1/5/2011	0.0034	
7/9/2011	0.0018	
1/21/2012	<0.005	
7/11/2012	0.0038	
1/19/2013	0.0065 (O)	
7/18/2013	0.0029	
1/15/2014	<0.005	
7/10/2014	<0.005	
1/16/2015	<0.005	
6/20/2015	<0.005	
1/14/2016	<0.005	
4/19/2016	<0.005	
6/15/2016	0.00021 (J)	
8/10/2016	<0.005	
9/27/2016	<0.005	
11/15/2016	<0.005	
1/13/2017	0.0012 (J)	
3/1/2017	0.0043	
4/24/2017	<0.005	
7/24/2017	<0.005	
1/12/2018	<0.005	
7/12/2018	<0.005	
1/30/2019	0.0012 (J)	
3/27/2019	<0.005	
9/11/2019	0.0025	
4/1/2020	<0.005	
9/16/2020	<0.005	
3/17/2021	<0.005	
8/19/2021	<0.005	
2/23/2022	<0.005	
8/3/2022	<0.005	
2/8/2023	0.0013 (J)	
8/2/2023	0.0012 (J)	
2/7/2024		<0.005
8/14/2024		0.0013 (J)
2/5/2025		0.0014 (J)

ND substitution: RL or RL/2 if <15% NDs.

Prediction Limit

Constituent: Chromium (mg/L) Analysis Run 9/17/2025 5:17 PM View: Appendix I - Intrawell

Plant McIntosh Client: Southern Company Data: McIntosh LF 4

	GWC-9	GWC-9
8/6/2025		<0.005

ND substitution: RL or RL/2 if <15% NDs.

Prediction Limit

Constituent: Cobalt (mg/L) Analysis Run 9/17/2025 5:17 PM View: Appendix I - Intrawell

Plant McIntosh Client: Southern Company Data: McIntosh LF 4

	GWA-2	GWA-2
8/25/2004	<0.01	
9/11/2004	<0.01	
9/26/2004	<0.01	
10/13/2004	<0.01	
7/11/2005	<0.01	
12/7/2005	<0.01	
6/23/2006	<0.01	
11/28/2006	<0.01	
6/19/2007	<0.01	
7/6/2007	<0.01	
12/13/2007	<0.01	
6/20/2008	<0.01	
12/7/2008	<0.01	
7/9/2009	<0.01	
12/28/2009	<0.01	
6/22/2010	<0.01	
1/4/2011	<0.01	
7/9/2011	<0.01	
1/21/2012	<0.01	
7/11/2012	0.0017	
1/20/2013	<0.01	
7/19/2013	<0.01	
1/15/2014	0.0011 (J)	
7/11/2014	0.0012 (J)	
1/16/2015	0.00083 (J)	
6/20/2015	0.0013	
1/16/2016	0.0012 (J)	
4/19/2016	<0.01	
6/14/2016	0.001 (J)	
8/9/2016	0.0012 (J)	
9/26/2016	0.0012 (J)	
11/15/2016	0.0013 (J)	
1/10/2017	0.0011 (J)	
2/28/2017	0.0014 (J)	
4/19/2017	0.0012 (J)	
7/17/2017	0.0013 (J)	
1/10/2018	0.0013 (J)	
7/11/2018	0.0013 (J)	
1/29/2019	0.001 (J)	
3/27/2019	0.0011 (J)	
9/11/2019	0.0015	
4/1/2020	0.0013 (J)	
9/15/2020	0.00099 (J)	
3/16/2021	0.0013 (J)	
8/17/2021	0.0015 (J)	
2/22/2022	0.0015 (J)	
8/2/2022	0.0013 (J)	
2/7/2023	0.0012 (J)	
8/1/2023	0.0015 (J)	
2/6/2024		0.0015 (J)
8/15/2024		0.0014 (J)
2/4/2025		0.0014 (J)

ND substitution: RL or RL/2 if <15% NDs.

Prediction Limit

Constituent: Cobalt (mg/L) Analysis Run 9/17/2025 5:17 PM View: Appendix I - Intrawell
Plant McIntosh Client: Southern Company Data: McIntosh LF 4

	GWA-2	GWA-2
8/5/2025		0.0012 (J)

Prediction Limit

Constituent: Cobalt (mg/L) Analysis Run 9/17/2025 5:17 PM View: Appendix I - Intrawell

Plant McIntosh Client: Southern Company Data: McIntosh LF 4

	GWA-3	GWA-3
8/25/2004	<0.005	
9/11/2004	<0.005	
9/26/2004	<0.005	
10/13/2004	<0.005	
7/11/2005	<0.005	
12/7/2005	<0.005	
6/23/2006	<0.005	
11/28/2006	<0.005	
6/19/2007	<0.005	
7/6/2007	<0.005	
12/13/2007	<0.005	
6/20/2008	<0.005	
12/7/2008	<0.005	
7/9/2009	<0.005	
12/28/2009	<0.005	
6/22/2010	<0.005	
1/5/2011	0.0066 (O)	
7/9/2011	<0.005	
1/20/2012	<0.005	
7/11/2012	<0.005	
1/19/2013	<0.005	
7/18/2013	<0.005	
1/15/2014	<0.005	
7/11/2014	<0.005	
1/15/2015	<0.005	
6/19/2015	<0.005	
1/16/2016	<0.005	
4/19/2016	<0.005	
6/14/2016	0.00044 (J)	
8/9/2016	0.00042 (J)	
9/27/2016	0.00042 (J)	
11/14/2016	<0.005	
1/10/2017	<0.005	
2/28/2017	0.00048 (J)	
4/19/2017	<0.005	
7/18/2017	<0.005	
1/10/2018	<0.005	
7/11/2018	<0.005	
1/29/2019	0.00035 (J)	
3/27/2019	<0.005	
9/11/2019	0.00039 (J)	
4/1/2020	0.00024 (J)	
9/15/2020	<0.005	
3/16/2021	0.00033 (J)	
8/17/2021	0.00039 (J)	
2/22/2022	0.00037 (J)	
8/2/2022	0.00031 (J)	
2/7/2023	0.00026 (J)	
8/2/2023	0.00032 (J)	
2/6/2024		0.00025 (J)
8/13/2024		0.00031 (J)
2/4/2025		0.00024 (J)

ND substitution: RL or RL/2 if <15% NDs.

Prediction Limit

Constituent: Cobalt (mg/L) Analysis Run 9/17/2025 5:17 PM View: Appendix I - Intrawell

Plant McIntosh Client: Southern Company Data: McIntosh LF 4

	GWA-3	GWA-3
8/6/2025		<0.005

ND substitution: RL or RL/2 if <15% NDs.

Prediction Limit

Constituent: Cobalt (mg/L) Analysis Run 9/17/2025 5:17 PM View: Appendix I - Intrawell

Plant McIntosh Client: Southern Company Data: McIntosh LF 4

	GWA-4A	GWA-4A
8/25/2004	<0.0025	
9/11/2004	<0.0025	
9/26/2004	<0.0025	
10/13/2004	<0.0025	
7/12/2005	<0.0025	
12/8/2005	<0.0025	
6/24/2006	<0.0025	
11/28/2006	<0.0025	
6/19/2007	<0.0025	
12/13/2007	<0.0025	
6/20/2008	<0.0025	
12/7/2008	<0.0025	
7/9/2009	<0.0025	
12/30/2009	0.013	
6/22/2010	<0.0025	
1/4/2011	<0.0025	
7/10/2011	<0.0025	
1/21/2012	0.0061	
7/11/2012	0.01	
1/20/2013	0.0033	
7/19/2013	<0.0025	
1/16/2014	0.0027	
7/10/2014	<0.0025	
1/16/2015	0.0077	
6/20/2015	<0.0025	
1/14/2016	<0.0025	
4/20/2016	<0.0025	
6/14/2016	0.0004 (J)	
8/11/2016	0.0046	
9/27/2016	0.001 (J)	
11/14/2016	<0.0025	
1/10/2017	0.00044 (J)	
2/28/2017	0.001 (J)	
4/20/2017	0.00059 (J)	
7/18/2017	0.00079 (J)	
1/10/2018	0.0018 (J)	
7/11/2018	0.0044	
1/29/2019	0.0033	
3/26/2019	0.0037	
9/10/2019	0.0031	
3/31/2020	0.0038	
9/16/2020	0.0014 (J)	
3/17/2021	0.0014 (J)	
8/19/2021	0.0013 (J)	
2/23/2022	0.0013 (J)	
8/3/2022	0.0017 (J)	
2/7/2023	0.0013 (J)	
8/1/2023	0.0013 (J)	
2/6/2024		0.0014 (J)
8/13/2024		0.0011 (J)
2/3/2025		0.0011 (J)
8/5/2025		0.00069 (J)

ND substitution: RL or RL/2 if <15% NDs.

Prediction Limit

Constituent: Cobalt (mg/L) Analysis Run 9/17/2025 5:17 PM View: Appendix I - Intrawell

Plant McIntosh Client: Southern Company Data: McIntosh LF 4

	GWA-5	GWA-5
8/25/2004	<0.01	
9/11/2004	<0.01	
9/26/2004	<0.01	
10/13/2004	<0.01	
7/12/2005	<0.01	
12/8/2005	<0.01	
6/24/2006	<0.01	
11/28/2006	<0.01	
6/19/2007	<0.01	
7/6/2007	<0.01	
12/14/2007	<0.01	
6/20/2008	<0.01	
12/7/2008	<0.01	
7/9/2009	<0.01	
12/29/2009	0.011	
6/22/2010	<0.01	
1/4/2011	<0.01	
7/9/2011	<0.01	
1/21/2012	<0.01	
7/11/2012	0.0072	
1/19/2013	<0.01	
7/18/2013	<0.01	
1/15/2014	0.00075 (J)	
7/10/2014	0.0007 (J)	
1/15/2015	0.0007 (J)	
6/19/2015	0.0011 (J)	
1/14/2016	0.00064 (J)	
4/20/2016	<0.01	
6/14/2016	0.0006 (J)	
8/9/2016	0.00062 (J)	
9/27/2016	0.00059 (J)	
11/15/2016	0.00064 (J)	
1/11/2017	0.00064 (J)	
2/28/2017	0.00078 (J)	
4/20/2017	0.00065 (J)	
7/18/2017	0.00069 (J)	
1/10/2018	0.00068 (J)	
7/11/2018	0.00071 (J)	
1/29/2019	0.00064 (J)	
3/26/2019	0.00064 (J)	
9/10/2019	0.00074	
3/31/2020	0.00067 (J)	
9/15/2020	0.0005 (J)	
3/17/2021	0.00083 (J)	
8/19/2021	0.00079 (J)	
2/22/2022	0.00076 (J)	
8/2/2022	0.00085 (J)	
2/7/2023	0.00094 (J)	
8/1/2023	0.00086 (J)	
2/6/2024		0.00086 (J)
8/13/2024		0.0009 (J)
2/4/2025		0.00083 (J)

ND substitution: RL or RL/2 if <15% NDs.

Prediction Limit

Constituent: Cobalt (mg/L) Analysis Run 9/17/2025 5:17 PM View: Appendix I - Intrawell

Plant McIntosh Client: Southern Company Data: McIntosh LF 4

	GWA-5	GWA-5
8/5/2025		0.00071 (J)

Prediction Limit

Constituent: Cobalt (mg/L) Analysis Run 9/17/2025 5:17 PM View: Appendix I - Intrawell

Plant McIntosh Client: Southern Company Data: McIntosh LF 4

	GWA-13	GWA-13
6/22/2010	<0.005	
1/20/2012	<0.005	
12/7/2015	0.0012 (J)	
12/15/2015	0.00099 (J)	
12/29/2015	0.0012 (J)	
1/13/2016	0.0012 (J)	
1/25/2016	0.00095 (J)	
4/20/2016	<0.005	
6/14/2016	0.00072 (J)	
8/9/2016	0.00041 (J)	
9/27/2016	0.00058 (J)	
11/15/2016	0.00048 (J)	
1/12/2017	0.0014 (J)	
2/28/2017	0.00075 (J)	
4/20/2017	0.0005 (J)	
7/18/2017	0.00051 (J)	
1/10/2018	0.00049 (J)	
7/11/2018	<0.005	
1/29/2019	0.00043 (J)	
3/26/2019	<0.005	
9/10/2019	0.00064	
3/31/2020	0.00034 (J)	
9/15/2020	<0.005	
3/16/2021	0.0005 (J)	
8/18/2021	0.00058 (J)	
2/22/2022	0.00052 (J)	
8/2/2022	0.00044 (J)	
2/6/2023	0.00049 (J)	
8/1/2023	0.00053 (J)	
2/6/2024		0.00049 (J)
8/13/2024		0.00049 (J)
2/4/2025		0.00046 (J)
8/5/2025		<0.005

ND substitution: RL or RL/2 if <15% NDs.

Prediction Limit

Constituent: Cobalt (mg/L) Analysis Run 9/17/2025 5:17 PM View: Appendix I - Intrawell

Plant McIntosh Client: Southern Company Data: McIntosh LF 4

	GWA-14	GWA-14
7/12/2012	<0.005	
12/7/2015	0.001 (J)	
12/15/2015	0.00078 (J)	
12/29/2015	0.00094 (J)	
1/13/2016	0.001 (J)	
1/25/2016	0.00085 (J)	
4/20/2016	<0.005	
6/14/2016	0.00048 (J)	
8/9/2016	0.00045 (J)	
9/27/2016	0.00046 (J)	
11/15/2016	<0.005	
1/11/2017	<0.005	
2/28/2017	0.00051 (J)	
4/20/2017	<0.005	
7/19/2017	<0.005	
1/11/2018	<0.005	
7/11/2018	<0.005	
1/29/2019	0.00029 (J)	
3/26/2019	<0.005	
9/10/2019	0.00042 (J)	
4/1/2020	0.00033 (J)	
9/15/2020	<0.005	
3/16/2021	0.00035 (J)	
8/17/2021	0.00048 (J)	
2/22/2022	0.00042 (J)	
8/2/2022	0.00038 (J)	
2/7/2023	0.00043 (J)	
8/2/2023	0.00036 (J)	
2/6/2024		0.00041 (J)
8/13/2024		0.00041 (J)
2/4/2025		0.00036 (J)
8/4/2025		<0.005

ND substitution: RL or RL/2 if <15% NDs.

Prediction Limit

Constituent: Cobalt (mg/L) Analysis Run 9/17/2025 5:17 PM View: Appendix I - Intrawell

Plant McIntosh Client: Southern Company Data: McIntosh LF 4

	GWA-15	GWA-15
12/7/2015	0.0011 (J)	
12/15/2015	0.0011 (J)	
12/28/2015	0.0016	
1/13/2016	0.0016	
1/25/2016	0.0014	
4/21/2016	<0.005	
6/15/2016	0.00047 (J)	
8/9/2016	<0.005	
9/27/2016	0.00045 (J)	
11/15/2016	0.00048 (J)	
1/11/2017	0.00046 (J)	
2/28/2017	0.00061 (J)	
4/20/2017	0.00042 (J)	
7/19/2017	0.00041 (J)	
1/11/2018	0.00044 (J)	
7/11/2018	0.0004 (J)	
1/29/2019	0.00037 (J)	
3/26/2019	<0.005	
9/11/2019	0.00044 (J)	
4/1/2020	0.00036 (J)	
9/15/2020	<0.005	
3/17/2021	0.0004 (J)	
8/19/2021	0.0004 (J)	
2/22/2022	0.00051 (J)	
8/2/2022	0.00042 (J)	
2/7/2023	0.0004 (J)	
8/1/2023	0.00043 (J)	
2/6/2024		0.00046 (J)
8/13/2024		0.00051 (J)
2/4/2025		0.00041 (J)
8/5/2025		<0.005

ND substitution: RL or RL/2 if <15% NDs.

Prediction Limit

Constituent: Cobalt (mg/L) Analysis Run 9/17/2025 5:17 PM View: Appendix I - Intrawell

Plant McIntosh Client: Southern Company Data: McIntosh LF 4

	GWA-16	GWA-16
12/7/2015	0.0012 (J)	
12/14/2015	0.001 (J)	
12/28/2015	0.0012 (J)	
1/13/2016	0.001 (J)	
1/25/2016	0.00089 (J)	
4/20/2016	<0.005	
6/15/2016	0.00063 (J)	
8/9/2016	0.00055 (J)	
9/27/2016	0.00059 (J)	
11/15/2016	0.0005 (J)	
1/11/2017	0.00044 (J)	
3/1/2017	0.00066 (J)	
4/20/2017	0.00045 (J)	
7/19/2017	0.00047 (J)	
1/11/2018	0.00043 (J)	
7/11/2018	0.00043 (J)	
1/29/2019	0.00044 (J)	
3/26/2019	<0.005	
9/10/2019	0.0005	
4/1/2020	0.00036 (J)	
9/15/2020	<0.005	
3/16/2021	0.00047 (J)	
8/17/2021	0.00043 (J)	
2/22/2022	0.00048 (J)	
8/2/2022	0.00049 (J)	
2/7/2023	0.00047 (J)	
8/1/2023	0.00055 (J)	
2/6/2024		0.00045 (J)
8/13/2024		0.00049 (J)
2/4/2025		0.00039 (J)
8/5/2025		<0.005

ND substitution: RL or RL/2 if <15% NDs.

Prediction Limit

Constituent: Cobalt (mg/L) Analysis Run 9/17/2025 5:17 PM View: Appendix I - Intrawell

Plant McIntosh Client: Southern Company Data: McIntosh LF 4

	GWC-17	GWC-17
1/20/2012	<0.005	
12/8/2015	0.0018	
12/14/2015	0.0016	
12/28/2015	0.0015	
1/13/2016	0.0013	
1/26/2016	0.0012 (J)	
4/20/2016	<0.005	
6/15/2016	0.00073 (J)	
8/9/2016	0.00069 (J)	
9/27/2016	0.00081 (J)	
11/15/2016	0.00071 (J)	
1/11/2017	0.00062 (J)	
3/1/2017	0.00081 (J)	
4/20/2017	0.00053 (J)	
7/19/2017	0.00051 (J)	
1/11/2018	0.00046 (J)	
7/11/2018	<0.005	
1/29/2019	0.00038 (J)	
3/27/2019	<0.005	
9/11/2019	0.00034 (J)	
4/1/2020	0.00023 (J)	
9/15/2020	<0.005	
3/16/2021	0.00027 (J)	
8/19/2021	0.00023 (J)	
2/22/2022	<0.005	
8/2/2022	<0.005	
2/8/2023	<0.005	
8/2/2023	<0.005	
2/6/2024		<0.005
8/13/2024		<0.005
2/4/2025		<0.005
8/5/2025		<0.005

ND substitution: RL or RL/2 if <15% NDs.

Prediction Limit

Constituent: Cobalt (mg/L) Analysis Run 9/17/2025 5:17 PM View: Appendix I - Intrawell

Plant McIntosh Client: Southern Company Data: McIntosh LF 4

	GWC-18	GWC-18
1/21/2012	<0.005	
12/8/2015	<0.005	
12/14/2015	<0.005	
12/28/2015	<0.005	
1/14/2016	<0.005	
1/26/2016	<0.005	
4/19/2016	<0.005	
6/16/2016	0.00017 (J)	
8/11/2016	<0.005	
9/28/2016	<0.005	
11/16/2016	<0.005	
1/11/2017	<0.005	
3/1/2017	<0.005	
4/25/2017	<0.005	
7/25/2017	<0.005	
1/12/2018	<0.005	
7/11/2018	<0.005	
1/30/2019	0.0004 (J)	
3/27/2019	<0.005	
9/11/2019	8.2E-05 (J)	
4/1/2020	<0.005	
9/15/2020	<0.005	
3/17/2021	<0.005	
8/19/2021	<0.005	
2/23/2022	<0.005	
8/2/2022	<0.005	
2/7/2023	<0.005	
8/2/2023	<0.005	
2/7/2024		<0.005
8/14/2024		<0.005
2/5/2025		<0.005
8/6/2025		<0.005

ND substitution: RL or RL/2 if <15% NDs.

Prediction Limit

Constituent: Cobalt (mg/L) Analysis Run 9/17/2025 5:17 PM View: Appendix I - Intrawell

Plant McIntosh Client: Southern Company Data: McIntosh LF 4

	GWC-1	GWC-1
8/25/2004	<0.01	
9/11/2004	<0.01	
9/26/2004	<0.01	
7/11/2005	<0.01	
12/7/2005	<0.01	
6/24/2006	<0.01	
11/29/2006	<0.01	
6/20/2007	<0.01	
7/6/2007	<0.01	
12/13/2007	<0.01	
6/20/2008	<0.01	
12/7/2008	<0.01	
7/9/2009	<0.01	
12/28/2009	<0.01	
6/22/2010	<0.01	
1/4/2011	<0.01	
7/9/2011	<0.01	
1/21/2012	<0.01	
7/11/2012	0.0013	
1/20/2013	0.0013	
7/19/2013	0.0015	
1/15/2014	0.0017	
7/11/2014	0.0018	
1/16/2015	0.0019	
6/20/2015	0.002	
1/16/2016	0.0015	
4/20/2016	<0.01	
6/15/2016	0.0015 (J)	
8/10/2016	0.0016 (J)	
9/27/2016	0.0016 (J)	
11/15/2016	0.0015 (J)	
1/12/2017	0.0016 (J)	
3/1/2017	0.0021 (J)	
4/20/2017	0.0018 (J)	
7/19/2017	0.0015 (J)	
1/11/2018	0.0019 (J)	
7/12/2018	0.0018 (J)	
1/30/2019	0.0016 (J)	
3/27/2019	0.0017 (J)	
9/11/2019	0.002	
4/1/2020	0.0016 (J)	
9/15/2020	0.0014 (J)	
3/16/2021	0.0017 (J)	
8/18/2021	0.0018 (J)	
2/23/2022	0.0017 (J)	
8/3/2022	0.00034 (J)	
2/7/2023	0.0016 (J)	
8/2/2023	0.0016 (J)	
2/7/2024		0.0015 (J)
8/14/2024		0.0016 (J)
2/5/2025		0.0013 (J)
8/6/2025		0.0013 (J)

ND substitution: RL or RL/2 if <15% NDs.

Prediction Limit

Constituent: Cobalt (mg/L) Analysis Run 9/17/2025 5:17 PM View: Appendix I - Intrawell

Plant McIntosh Client: Southern Company Data: McIntosh LF 4

	GWC-10	GWC-10
8/25/2004	<0.005	
9/11/2004	<0.005	
9/26/2004	<0.005	
10/13/2004	<0.005	
7/12/2005	<0.005	
12/7/2005	<0.005	
6/24/2006	<0.005	
11/29/2006	<0.005	
6/20/2007	<0.005	
7/6/2007	<0.005	
12/13/2007	<0.005	
6/20/2008	<0.005	
12/7/2008	<0.005	
7/10/2009	<0.005	
12/29/2009	<0.005	
6/22/2010	<0.005	
1/4/2011	<0.005	
7/10/2011	<0.005	
1/19/2012	<0.005	
1/21/2012	<0.005	
7/11/2012	<0.005	
1/20/2013	<0.005	
7/19/2013	<0.005	
7/20/2013	<0.005	
1/16/2014	<0.005	
7/10/2014	<0.005	
1/16/2015	<0.005	
6/20/2015	0.0006 (J)	
1/16/2016	<0.005	
4/21/2016	<0.005	
6/16/2016	1E-05 (J)	
8/10/2016	<0.005	
9/27/2016	<0.005	
11/15/2016	<0.005	
1/12/2017	<0.005	
3/1/2017	<0.005	
4/24/2017	<0.005	
7/24/2017	<0.005	
1/11/2018	<0.005	
7/12/2018	<0.005	
1/30/2019	<0.005	
3/27/2019	<0.005	
9/11/2019	0.0001 (J)	
4/1/2020	<0.005	
9/15/2020	<0.005	
3/16/2021	<0.005	
8/18/2021	<0.005	
2/23/2022	<0.005	
8/3/2022	<0.005	
2/8/2023	<0.005	
8/2/2023	<0.005	
2/7/2024		<0.005

ND substitution: RL or RL/2 if <15% NDs.

Prediction Limit

Constituent: Cobalt (mg/L) Analysis Run 9/17/2025 5:17 PM View: Appendix I - Intrawell

Plant McIntosh Client: Southern Company Data: McIntosh LF 4

	GWC-10	GWC-10
8/14/2024		<0.005
2/4/2025		<0.005
8/6/2025		<0.005

ND substitution: RL or RL/2 if <15% NDs.

Prediction Limit

Constituent: Cobalt (mg/L) Analysis Run 9/17/2025 5:17 PM View: Appendix I - Intrawell

Plant McIntosh Client: Southern Company Data: McIntosh LF 4

	GWC-11	GWC-11
8/25/2004	<0.005	
9/11/2004	<0.005	
9/26/2004	<0.005	
10/13/2004	<0.005	
7/12/2005	<0.005	
12/7/2005	<0.005	
6/25/2006	<0.005	
11/28/2006	<0.005	
6/21/2007	<0.005	
7/6/2007	<0.005	
12/14/2007	<0.005	
6/20/2008	<0.005	
12/7/2008	<0.005	
7/10/2009	<0.005	
12/29/2009	0.0071	
6/22/2010	<0.005	
1/5/2011	<0.005	
7/9/2011	0.0037	
1/21/2012	0.0062	
7/11/2012	0.007	
1/19/2013	<0.005	
7/19/2013	<0.005	
1/15/2014	0.0028	
7/11/2014	<0.005	
1/16/2015	0.0048	
6/20/2015	<0.005	
1/14/2016	<0.005	
4/20/2016	<0.005	
6/15/2016	0.00011 (J)	
8/10/2016	<0.005	
9/27/2016	<0.005	
11/15/2016	<0.005	
1/12/2017	<0.005	
3/1/2017	<0.005	
4/24/2017	<0.005	
7/24/2017	<0.005	
1/11/2018	<0.005	
7/12/2018	<0.005	
1/30/2019	<0.005	
3/27/2019	<0.005	
9/11/2019	<0.005	
4/2/2020	<0.005	
9/15/2020	<0.005	
3/17/2021	0.00016 (J)	
8/18/2021	<0.005	
2/23/2022	<0.005	
8/2/2022	<0.005	
2/8/2023	<0.005	
8/2/2023	<0.005	
2/7/2024		<0.005
8/14/2024		<0.005
2/5/2025		<0.005

ND substitution: RL or RL/2 if <15% NDs.

Prediction Limit

Constituent: Cobalt (mg/L) Analysis Run 9/17/2025 5:17 PM View: Appendix I - Intrawell

Plant McIntosh Client: Southern Company Data: McIntosh LF 4

	GWC-11	GWC-11
8/6/2025		<0.005

ND substitution: RL or RL/2 if <15% NDs.

Prediction Limit

Constituent: Cobalt (mg/L) Analysis Run 9/17/2025 5:17 PM View: Appendix I - Intrawell

Plant McIntosh Client: Southern Company Data: McIntosh LF 4

	GWC-12	GWC-12
8/25/2004	<0.01	
9/11/2004	<0.01	
9/26/2004	<0.01	
10/13/2004	<0.01	
7/11/2005	<0.01	
12/7/2005	<0.01	
6/24/2006	<0.01	
11/28/2006	<0.01	
6/20/2007	<0.01	
7/6/2007	<0.01	
12/13/2007	<0.01	
6/20/2008	<0.01	
12/7/2008	<0.01	
7/10/2009	<0.01	
12/28/2009	<0.01	
6/22/2010	<0.01	
1/4/2011	<0.01	
7/9/2011	0.0039	
1/20/2012	<0.01	
7/11/2012	0.012 (O)	
1/19/2013	<0.01	
7/18/2013	<0.01	
1/15/2014	0.005	
7/11/2014	0.00079 (J)	
1/15/2015	0.00069 (J)	
6/19/2015	0.0007 (J)	
1/16/2016	0.00061 (J)	
4/20/2016	<0.01	
6/15/2016	0.00051 (J)	
8/10/2016	0.00052 (J)	
9/27/2016	0.00077 (J)	
11/15/2016	0.00055 (J)	
1/12/2017	0.0005 (J)	
3/1/2017	0.00079 (J)	
4/20/2017	0.00056 (J)	
7/20/2017	0.00051 (J)	
1/11/2018	0.0006 (J)	
7/12/2018	0.00056 (J)	
1/30/2019	0.0006 (J)	
3/27/2019	0.00051 (J)	
9/11/2019	0.00067	
4/1/2020	0.00051 (J)	
9/16/2020	0.00023 (J)	
3/16/2021	0.00058 (J)	
8/18/2021	0.00065 (J)	
2/23/2022	0.00049 (J)	
8/3/2022	0.00068 (J)	
2/7/2023	0.00058 (J)	
8/2/2023	0.00055 (J)	
2/8/2024		0.00062 (J)
8/14/2024		0.00066 (J)
2/5/2025		0.00057 (J)

ND substitution: RL or RL/2 if <15% NDs.

Prediction Limit

Constituent: Cobalt (mg/L) Analysis Run 9/17/2025 5:17 PM View: Appendix I - Intrawell

Plant McIntosh Client: Southern Company Data: McIntosh LF 4

	GWC-12	GWC-12
8/6/2025		0.00047 (J)

Prediction Limit

Constituent: Cobalt (mg/L) Analysis Run 9/17/2025 5:17 PM View: Appendix I - Intrawell

Plant McIntosh Client: Southern Company Data: McIntosh LF 4

	GWC-19	GWC-19
12/8/2015	0.00084 (J)	
12/15/2015	0.00063 (J)	
12/28/2015	0.00071 (J)	
1/14/2016	<0.005	
1/26/2016	<0.005	
4/19/2016	<0.005	
6/16/2016	6.7E-05 (J)	
8/10/2016	<0.005	
9/28/2016	<0.005	
11/15/2016	<0.005	
1/16/2017	<0.005	
3/1/2017	<0.005	
4/25/2017	<0.005	
7/25/2017	<0.005	
1/12/2018	<0.005	
7/11/2018	<0.005	
1/29/2019	<0.005	
3/27/2019	<0.005	
9/11/2019	9.9E-05 (J)	
4/1/2020	<0.005	
9/16/2020	<0.005	
3/16/2021	<0.005	
8/19/2021	<0.005	
2/23/2022	<0.005	
8/3/2022	<0.005	
2/8/2023	<0.005	
8/2/2023	<0.005	
2/7/2024		<0.005
8/14/2024		<0.005
2/4/2025		<0.005
8/5/2025		<0.005

ND substitution: RL or RL/2 if <15% NDs.

Prediction Limit

Constituent: Cobalt (mg/L) Analysis Run 9/17/2025 5:17 PM View: Appendix I - Intrawell

Plant McIntosh Client: Southern Company Data: McIntosh LF 4

	GWC-20	GWC-20
12/9/2015	0.0055	
12/14/2015	0.0073	
12/29/2015	0.0076	
1/14/2016	0.0056	
1/25/2016	0.0061	
4/21/2016	0.00468 (J)	
6/16/2016	0.0032 (J)	
8/10/2016	0.0025	
9/27/2016	0.0023 (J)	
11/15/2016	0.0019 (J)	
1/13/2017	0.0017 (J)	
3/1/2017	0.0021 (J)	
4/25/2017	0.0016 (J)	
7/25/2017	0.0016 (J)	
1/12/2018	0.0014 (J)	
7/11/2018	0.0013 (J)	
1/29/2019	0.00084 (J)	
3/27/2019	0.0012 (J)	
9/11/2019	0.0014	
4/1/2020	0.00094 (J)	
9/15/2020	0.00097 (J)	
3/16/2021	0.0009 (J)	
8/19/2021	0.00088 (J)	
2/22/2022	0.0009 (J)	
8/3/2022	0.00091 (J)	
2/8/2023	0.00075 (J)	
8/2/2023	0.00082 (J)	
2/7/2024		0.00078 (J)
8/14/2024		0.00072 (J)
2/5/2025		0.00067 (J)
8/5/2025		0.00062 (J)

Prediction Limit

Constituent: Cobalt (mg/L) Analysis Run 9/17/2025 5:17 PM View: Appendix I - Intrawell

Plant McIntosh Client: Southern Company Data: McIntosh LF 4

	GWC-21	GWC-21
12/9/2015	0.0013	
12/14/2015	0.0014	
12/29/2015	0.0018	
1/14/2016	0.0018	
1/25/2016	0.0019	
4/21/2016	<0.01	
6/16/2016	0.0021 (J)	
8/10/2016	0.0015 (J)	
9/27/2016	0.015 (O)	
11/15/2016	0.0017 (J)	
1/12/2017	0.0014 (J)	
3/1/2017	0.0019 (J)	
4/24/2017	0.0015 (J)	
7/25/2017	0.0014 (J)	
1/11/2018	0.0013 (J)	
7/11/2018	0.0012 (J)	
1/30/2019	0.00099 (J)	
3/27/2019	0.001 (J)	
9/11/2019	0.0012	
4/1/2020	0.00088 (J)	
9/15/2020	0.00088 (J)	
3/17/2021	0.00092 (J)	
8/19/2021	0.00077 (J)	
2/23/2022	0.00079 (J)	
8/4/2022	0.00083 (J)	
2/8/2023	0.00077 (J)	
8/3/2023	0.0007 (J)	
2/7/2024		0.0008 (J)
8/14/2024		0.00079 (J)
2/5/2025		0.00077 (J)
8/5/2025		0.0007 (J)

ND substitution: RL or RL/2 if <15% NDs.

Prediction Limit

Constituent: Cobalt (mg/L) Analysis Run 9/17/2025 5:17 PM View: Appendix I - Intrawell

Plant McIntosh Client: Southern Company Data: McIntosh LF 4

	GWC-23	GWC-23
6/16/2016	0.0019 (J)	
8/10/2016	0.0051	
9/28/2016	0.0058	
11/16/2016	0.0063	
1/17/2017	0.0057	
3/2/2017	0.0095	
4/25/2017	0.0078	
7/13/2017	0.0061	
7/25/2017	0.0074	
1/12/2018	0.0072	
7/12/2018	0.0077	
1/30/2019	0.0061	
3/27/2019	0.006	
9/11/2019	0.0059	
4/1/2020	0.0037	
9/15/2020	0.0032	
3/17/2021	0.0035	
8/19/2021	0.0025	
2/23/2022	0.0026	
8/4/2022	0.0016 (J)	
2/8/2023	0.0014 (J)	
8/3/2023	0.00045 (J)	
2/7/2024		0.0012 (J)
8/14/2024		0.0013 (J)
2/5/2025		0.00095 (J)
8/6/2025		0.001 (J)

Prediction Limit

Constituent: Cobalt (mg/L) Analysis Run 9/17/2025 5:17 PM View: Appendix I - Intrawell

Plant McIntosh Client: Southern Company Data: McIntosh LF 4

	GWC-9	GWC-9
8/25/2004	<0.0025	
9/11/2004	<0.0025	
9/26/2004	<0.0025	
10/13/2004	<0.0025	
7/12/2005	<0.0025	
12/8/2005	<0.0025	
6/25/2006	<0.0025	
11/29/2006	<0.0025	
6/20/2007	<0.0025	
7/6/2007	<0.0025	
12/13/2007	<0.0025	
6/20/2008	<0.0025	
12/7/2008	<0.0025	
7/9/2009	<0.0025	
12/29/2009	<0.0025	
6/22/2010	<0.0025	
1/5/2011	<0.0025	
7/9/2011	<0.0025	
1/21/2012	<0.0025	
7/11/2012	0.0013	
1/19/2013	0.0055	
7/18/2013	<0.0025	
1/15/2014	0.00052 (J)	
7/10/2014	0.00055 (J)	
1/16/2015	<0.0025	
6/20/2015	0.00052 (J)	
1/14/2016	0.00051 (J)	
4/19/2016	<0.0025	
6/15/2016	0.00052 (J)	
8/10/2016	0.0006 (J)	
9/27/2016	0.00063 (J)	
11/15/2016	0.00053 (J)	
1/13/2017	0.00052 (J)	
3/1/2017	0.00084 (J)	
4/24/2017	0.00055 (J)	
7/24/2017	0.00058 (J)	
1/12/2018	0.00054 (J)	
7/12/2018	0.00072 (J)	
1/30/2019	0.00066 (J)	
3/27/2019	0.00051 (J)	
9/11/2019	0.00083	
4/1/2020	0.00042 (J)	
9/16/2020	0.00037 (J)	
3/17/2021	0.00092 (J)	
8/19/2021	0.00063 (J)	
2/23/2022	0.00064 (J)	
8/3/2022	0.00034 (J)	
2/8/2023	<0.0025	
8/2/2023	<0.0025	
2/7/2024		<0.0025
8/14/2024		<0.0025
2/5/2025		0.00039 (J)

ND substitution: RL or RL/2 if <15% NDs.

Prediction Limit

Constituent: Cobalt (mg/L) Analysis Run 9/17/2025 5:17 PM View: Appendix I - Intrawell
Plant McIntosh Client: Southern Company Data: McIntosh LF 4

	GWC-9	GWC-9
8/6/2025		0.00041 (J)

Prediction Limit

Constituent: Copper (mg/L) Analysis Run 9/17/2025 5:17 PM View: Appendix I - Intrawell

Plant McIntosh Client: Southern Company Data: McIntosh LF 4

	GWA-2	GWA-2
8/25/2004	<0.002	
9/11/2004	0.003	
9/26/2004	<0.002	
10/13/2004	<0.002	
7/11/2005	<0.002	
12/7/2005	<0.002	
6/23/2006	<0.002	
11/28/2006	<0.002	
6/19/2007	<0.002	
7/6/2007	<0.002	
12/13/2007	<0.002	
6/20/2008	<0.002	
12/7/2008	<0.002	
7/9/2009	<0.002	
12/28/2009	<0.002	
6/22/2010	<0.002	
1/4/2011	<0.002	
7/9/2011	<0.002	
1/21/2012	<0.002	
7/11/2012	<0.002	
1/20/2013	<0.002	
7/19/2013	<0.002	
1/15/2014	<0.002	
7/11/2014	<0.002	
1/16/2015	<0.002	
6/20/2015	<0.002	
1/16/2016	<0.002	
6/14/2016	<0.002	
1/10/2017	<0.002	
7/17/2017	<0.002	
1/10/2018	<0.002	
7/11/2018	<0.002	
1/29/2019	<0.002	
3/27/2019	<0.002	
9/11/2019	<0.002	
4/1/2020	<0.002	
9/15/2020	<0.002	
3/16/2021	<0.002	
8/17/2021	<0.002	
2/22/2022	<0.002	
8/2/2022	<0.002	
2/7/2023	<0.002	
8/1/2023	<0.002	
2/6/2024		<0.002
8/15/2024		<0.002
2/4/2025		<0.002
8/5/2025		0.0024

ND substitution: RL or RL/2 if <15% NDs.

Prediction Limit

Constituent: Copper (mg/L) Analysis Run 9/17/2025 5:17 PM View: Appendix I - Intrawell

Plant McIntosh Client: Southern Company Data: McIntosh LF 4

	GWA-3	GWA-3
8/25/2004	<0.002	
9/11/2004	<0.002	
9/26/2004	0.0029	
10/13/2004	<0.002	
7/11/2005	<0.002	
12/7/2005	<0.002	
6/23/2006	0.0026	
11/28/2006	<0.002	
6/19/2007	0.0034	
7/6/2007	0.0034	
12/13/2007	<0.002	
6/20/2008	<0.002	
12/7/2008	<0.002	
7/9/2009	<0.002	
12/28/2009	<0.002	
6/22/2010	<0.002	
1/5/2011	0.014 (O)	
7/9/2011	<0.002	
1/20/2012	<0.002	
7/11/2012	<0.002	
1/19/2013	<0.002	
7/18/2013	<0.002	
1/15/2014	<0.002	
7/11/2014	<0.002	
1/15/2015	<0.002	
6/19/2015	<0.002	
1/16/2016	<0.002	
6/14/2016	<0.002	
1/10/2017	<0.002	
7/18/2017	<0.002	
1/10/2018	<0.002	
7/11/2018	<0.002	
1/29/2019	<0.002	
3/27/2019	<0.002	
9/11/2019	0.00092 (J)	
4/1/2020	<0.002	
9/15/2020	0.00095 (J)	
3/16/2021	<0.002	
8/17/2021	<0.002	
2/22/2022	<0.002	
8/2/2022	<0.002	
2/7/2023	<0.002	
8/2/2023	<0.002	
2/6/2024		<0.002
8/13/2024		<0.002
2/4/2025		<0.002
8/6/2025		<0.002

ND substitution: RL or RL/2 if <15% NDs.

Prediction Limit

Constituent: Copper (mg/L) Analysis Run 9/17/2025 5:17 PM View: Appendix I - Intrawell

Plant McIntosh Client: Southern Company Data: McIntosh LF 4

	GWA-4A	GWA-4A
8/25/2004	0.0023	
9/11/2004	<0.002	
9/26/2004	<0.002	
10/13/2004	<0.002	
7/12/2005	<0.002	
12/8/2005	<0.002	
6/24/2006	<0.002	
11/28/2006	<0.002	
6/19/2007	<0.002	
12/13/2007	<0.002	
6/20/2008	<0.002	
12/7/2008	<0.002	
7/9/2009	<0.002	
12/30/2009	<0.002	
6/22/2010	<0.002	
1/4/2011	<0.002	
7/10/2011	<0.002	
1/21/2012	<0.002	
7/11/2012	<0.002	
1/20/2013	<0.002	
7/19/2013	<0.002	
1/16/2014	<0.002	
7/10/2014	<0.002	
1/16/2015	<0.002	
6/20/2015	<0.002	
1/14/2016	<0.002	
6/14/2016	<0.002	
1/10/2017	<0.002	
7/18/2017	<0.002	
1/10/2018	<0.002	
7/11/2018	<0.002	
1/29/2019	<0.002	
3/26/2019	0.0021 (J)	
9/10/2019	0.0016 (J)	
3/31/2020	0.0051	
9/16/2020	0.00079 (J)	
3/17/2021	0.0012 (J)	
8/19/2021	0.00087 (J)	
2/23/2022	0.0012 (J)	
8/3/2022	<0.002	
2/7/2023	<0.002	
8/1/2023	<0.002	
2/6/2024		<0.002
8/13/2024		<0.002
2/3/2025		<0.002
8/5/2025		<0.002

ND substitution: RL or RL/2 if <15% NDs.

Prediction Limit

Constituent: Copper (mg/L) Analysis Run 9/17/2025 5:17 PM View: Appendix I - Intrawell

Plant McIntosh Client: Southern Company Data: McIntosh LF 4

	GWA-5	GWA-5
8/25/2004	<0.002	
9/11/2004	<0.002	
9/26/2004	<0.002	
10/13/2004	<0.002	
7/12/2005	<0.002	
12/8/2005	<0.002	
6/24/2006	<0.002	
11/28/2006	<0.002	
6/19/2007	<0.002	
7/6/2007	<0.002	
12/14/2007	<0.002	
6/20/2008	<0.002	
12/7/2008	<0.002	
7/9/2009	<0.002	
12/29/2009	<0.002	
6/22/2010	<0.002	
1/4/2011	<0.002	
7/9/2011	<0.002	
1/21/2012	<0.002	
7/11/2012	<0.002	
1/19/2013	<0.002	
7/18/2013	<0.002	
1/15/2014	<0.002	
7/10/2014	<0.002	
1/15/2015	<0.002	
6/19/2015	<0.002	
1/14/2016	0.00084 (J)	
6/14/2016	0.0021 (J)	
1/11/2017	<0.002	
7/18/2017	<0.002	
1/10/2018	<0.002	
7/11/2018	<0.002	
1/29/2019	<0.002	
3/26/2019	<0.002	
9/10/2019	<0.002	
3/31/2020	<0.002	
9/15/2020	<0.002	
3/17/2021	<0.002	
8/19/2021	<0.002	
2/22/2022	<0.002	
8/2/2022	<0.002	
2/7/2023	<0.002	
8/1/2023	<0.002	
2/6/2024		<0.002
8/13/2024		<0.002
2/4/2025		<0.002
8/5/2025		<0.002

ND substitution: RL or RL/2 if <15% NDs.

Prediction Limit

Constituent: Copper (mg/L) Analysis Run 9/17/2025 5:17 PM View: Appendix I - Intrawell

Plant McIntosh Client: Southern Company Data: McIntosh LF 4

	GWA-13	GWA-13
6/22/2010	<0.002	
1/20/2012	<0.002	
12/7/2015	<0.002	
12/15/2015	<0.002	
12/29/2015	<0.002	
1/13/2016	<0.002	
1/25/2016	<0.002	
6/14/2016	<0.002	
1/12/2017	<0.002	
7/18/2017	<0.002	
1/10/2018	<0.002	
7/11/2018	<0.002	
1/29/2019	<0.002	
3/26/2019	<0.002	
9/10/2019	0.00066 (J)	
3/31/2020	<0.002	
9/15/2020	<0.002	
3/16/2021	<0.002	
8/18/2021	<0.002	
2/22/2022	<0.002	
8/2/2022	<0.002	
2/6/2023	<0.002	
8/1/2023	<0.002	
2/6/2024		<0.002
8/13/2024		<0.002
2/4/2025		<0.002
8/5/2025		0.0011 (J)

ND substitution: RL or RL/2 if <15% NDs.

Prediction Limit

Constituent: Copper (mg/L) Analysis Run 9/17/2025 5:17 PM View: Appendix I - Intrawell

Plant McIntosh Client: Southern Company Data: McIntosh LF 4

	GWA-14	GWA-14
7/12/2012	<0.002	
12/7/2015	<0.002	
12/15/2015	<0.002	
12/29/2015	<0.002	
1/13/2016	<0.002	
1/25/2016	0.0014 (J)	
6/14/2016	<0.002	
1/11/2017	<0.002	
7/19/2017	<0.002	
1/11/2018	<0.002	
7/11/2018	<0.002	
1/29/2019	<0.002	
3/26/2019	<0.002	
9/10/2019	0.00076 (J)	
4/1/2020	<0.002	
9/15/2020	<0.002	
3/16/2021	<0.002	
8/17/2021	<0.002	
2/22/2022	<0.002	
8/2/2022	<0.002	
2/7/2023	<0.002	
8/2/2023	<0.002	
2/6/2024		<0.002
8/13/2024		<0.002
2/4/2025		<0.002
8/4/2025		<0.002

ND substitution: RL or RL/2 if <15% NDs.

Prediction Limit

Constituent: Copper (mg/L) Analysis Run 9/17/2025 5:17 PM View: Appendix I - Intrawell

Plant McIntosh Client: Southern Company Data: McIntosh LF 4

	GWA-15	GWA-15
12/7/2015	0.00084 (J)	
12/15/2015	<0.002	
12/28/2015	<0.002	
1/13/2016	<0.002	
1/25/2016	<0.002	
6/15/2016	<0.002	
1/11/2017	<0.002	
7/19/2017	<0.002	
1/11/2018	<0.002	
7/11/2018	<0.002	
1/29/2019	<0.002	
3/26/2019	<0.002	
9/11/2019	<0.002	
4/1/2020	<0.002	
9/15/2020	<0.002	
3/17/2021	<0.002	
8/19/2021	<0.002	
2/22/2022	<0.002	
8/2/2022	<0.002	
2/7/2023	<0.002	
8/1/2023	<0.002	
2/6/2024		<0.002
8/13/2024		<0.002
2/4/2025		<0.002
8/5/2025		<0.002

ND substitution: RL or RL/2 if <15% NDs.

Prediction Limit

Constituent: Copper (mg/L) Analysis Run 9/17/2025 5:17 PM View: Appendix I - Intrawell

Plant McIntosh Client: Southern Company Data: McIntosh LF 4

	GWA-16	GWA-16
12/7/2015	0.001 (J)	
12/14/2015	<0.002	
12/28/2015	<0.002	
1/13/2016	<0.002	
1/25/2016	0.00081 (J)	
6/15/2016	<0.002	
1/11/2017	<0.002	
7/19/2017	<0.002	
1/11/2018	<0.002	
7/11/2018	<0.002	
1/29/2019	<0.002	
3/26/2019	<0.002	
9/10/2019	<0.002	
4/1/2020	<0.002	
9/15/2020	<0.002	
3/16/2021	<0.002	
8/17/2021	<0.002	
2/22/2022	<0.002	
8/2/2022	<0.002	
2/7/2023	<0.002	
8/1/2023	<0.002	
2/6/2024		<0.002
8/13/2024		<0.002
2/4/2025		<0.002
8/5/2025		<0.002

ND substitution: RL or RL/2 if <15% NDs.

Prediction Limit

Constituent: Copper (mg/L) Analysis Run 9/17/2025 5:17 PM View: Appendix I - Intrawell

Plant McIntosh Client: Southern Company Data: McIntosh LF 4

	GWC-17	GWC-17
1/20/2012	<0.002	
12/8/2015	0.0021 (J)	
12/14/2015	0.0018 (J)	
12/28/2015	<0.002	
1/13/2016	<0.002	
1/26/2016	<0.002	
6/15/2016	<0.002	
1/11/2017	<0.002	
7/19/2017	<0.002	
1/11/2018	<0.002	
7/11/2018	<0.002	
1/29/2019	<0.002	
3/27/2019	<0.002	
9/11/2019	0.0012 (J)	
4/1/2020	<0.002	
9/15/2020	<0.002	
3/16/2021	<0.002	
8/19/2021	<0.002	
2/22/2022	<0.002	
8/2/2022	<0.002	
2/8/2023	<0.002	
8/2/2023	<0.002	
2/6/2024		<0.002
8/13/2024		<0.002
2/4/2025		<0.002
8/5/2025		<0.002

ND substitution: RL or RL/2 if <15% NDs.

Prediction Limit

Constituent: Copper (mg/L) Analysis Run 9/17/2025 5:17 PM View: Appendix I - Intrawell

Plant McIntosh Client: Southern Company Data: McIntosh LF 4

	GWC-18	GWC-18
1/21/2012	<0.002	
12/8/2015	<0.002	
12/14/2015	0.00096 (J)	
12/28/2015	<0.002	
1/14/2016	<0.002	
1/26/2016	<0.002	
6/16/2016	0.00068 (J)	
1/11/2017	<0.002	
7/25/2017	<0.002	
1/12/2018	<0.002	
7/11/2018	<0.002	
1/30/2019	0.0021 (J)	
3/27/2019	<0.002	
9/11/2019	0.0011 (J)	
4/1/2020	<0.002	
9/15/2020	<0.002	
3/17/2021	0.001 (J)	
8/19/2021	0.00089 (J)	
2/23/2022	<0.002	
8/2/2022	<0.002	
2/7/2023	<0.002	
8/2/2023	0.0013 (J)	
2/7/2024		<0.002
8/14/2024		<0.002
2/5/2025		<0.002
8/6/2025		0.0007 (J)

ND substitution: RL or RL/2 if <15% NDs.

Prediction Limit

Constituent: Copper (mg/L) Analysis Run 9/17/2025 5:17 PM View: Appendix I - Intrawell

Plant McIntosh Client: Southern Company Data: McIntosh LF 4

	GWC-1	GWC-1
8/25/2004	<0.002	
9/11/2004	<0.002	
9/26/2004	<0.002	
7/11/2005	<0.002	
12/7/2005	<0.002	
6/24/2006	<0.002	
11/29/2006	<0.002	
6/20/2007	<0.002	
7/6/2007	<0.002	
12/13/2007	<0.002	
6/20/2008	<0.002	
12/7/2008	<0.002	
7/9/2009	<0.002	
12/28/2009	<0.002	
6/22/2010	<0.002	
1/4/2011	<0.002	
7/9/2011	<0.002	
1/21/2012	<0.002	
7/11/2012	<0.002	
1/20/2013	<0.002	
7/19/2013	<0.002	
1/15/2014	<0.002	
7/11/2014	<0.002	
1/16/2015	<0.002	
6/20/2015	<0.002	
1/16/2016	<0.002	
6/15/2016	<0.002	
1/12/2017	<0.002	
7/19/2017	<0.002	
1/11/2018	<0.002	
7/12/2018	<0.002	
1/30/2019	<0.002	
3/27/2019	<0.002	
9/11/2019	0.001 (J)	
4/1/2020	<0.002	
9/15/2020	<0.002	
3/16/2021	<0.002	
8/18/2021	<0.002	
2/23/2022	<0.002	
8/3/2022	<0.002	
2/7/2023	<0.002	
8/2/2023	<0.002	
2/7/2024		<0.002
8/14/2024		<0.002
2/5/2025		<0.002
8/6/2025		<0.002

ND substitution: RL or RL/2 if <15% NDs.

Prediction Limit

Constituent: Copper (mg/L) Analysis Run 9/17/2025 5:17 PM View: Appendix I - Intrawell

Plant McIntosh Client: Southern Company Data: McIntosh LF 4

	GWC-11	GWC-11
8/25/2004	<0.002	
9/11/2004	<0.002	
9/26/2004	<0.002	
10/13/2004	<0.002	
7/12/2005	<0.002	
12/7/2005	<0.002	
6/25/2006	<0.002	
11/28/2006	0.0027	
6/21/2007	<0.002	
7/6/2007	<0.002	
12/14/2007	<0.002	
6/20/2008	<0.002	
12/7/2008	<0.002	
7/10/2009	<0.002	
12/29/2009	<0.002	
6/22/2010	<0.002	
1/5/2011	<0.002	
7/9/2011	<0.002	
1/21/2012	<0.002	
7/11/2012	<0.002	
1/19/2013	<0.002	
7/19/2013	<0.002	
1/15/2014	<0.002	
7/11/2014	0.0014 (J)	
1/16/2015	<0.002	
6/20/2015	<0.002	
1/14/2016	<0.002	
6/15/2016	<0.002	
1/12/2017	<0.002	
7/24/2017	<0.002	
1/11/2018	<0.002	
7/12/2018	<0.002	
1/30/2019	<0.002	
3/27/2019	<0.002	
9/11/2019	<0.002	
4/2/2020	0.0013 (J)	
9/15/2020	<0.002	
3/17/2021	0.0019 (J)	
8/18/2021	<0.002	
2/23/2022	<0.002	
8/2/2022	<0.002	
2/8/2023	<0.002	
8/2/2023	<0.002	
2/7/2024		<0.002
8/14/2024		<0.002
2/5/2025		<0.002
8/6/2025		<0.002

ND substitution: RL or RL/2 if <15% NDs.

Prediction Limit

Constituent: Copper (mg/L) Analysis Run 9/17/2025 5:17 PM View: Appendix I - Intrawell

Plant McIntosh Client: Southern Company Data: McIntosh LF 4

	GWC-12	GWC-12
8/25/2004	<0.002	
9/11/2004	<0.002	
9/26/2004	<0.002	
10/13/2004	<0.002	
7/11/2005	<0.002	
12/7/2005	<0.002	
6/24/2006	<0.002	
11/28/2006	<0.002	
6/20/2007	<0.002	
7/6/2007	<0.002	
12/13/2007	<0.002	
6/20/2008	<0.002	
12/7/2008	<0.002	
7/10/2009	<0.002	
12/28/2009	<0.002	
6/22/2010	<0.002	
1/4/2011	<0.002	
7/9/2011	<0.002	
1/20/2012	<0.002	
7/11/2012	<0.002	
1/19/2013	<0.002	
7/18/2013	<0.002	
1/15/2014	<0.002	
7/11/2014	<0.002	
1/15/2015	<0.002	
6/19/2015	<0.002	
1/16/2016	<0.002	
6/15/2016	<0.002	
1/12/2017	<0.002	
7/20/2017	<0.002	
1/11/2018	<0.002	
7/12/2018	<0.002	
1/30/2019	<0.002	
3/27/2019	<0.002	
9/11/2019	0.00069 (J)	
4/1/2020	<0.002	
9/16/2020	<0.002	
3/16/2021	<0.002	
8/18/2021	0.00096 (J)	
2/23/2022	<0.002	
8/3/2022	<0.002	
2/7/2023	<0.002	
8/2/2023	<0.002	
2/8/2024		<0.002
8/14/2024		<0.002
2/5/2025		<0.002
8/6/2025		<0.002

ND substitution: RL or RL/2 if <15% NDs.

Prediction Limit

Constituent: Copper (mg/L) Analysis Run 9/17/2025 5:17 PM View: Appendix I - Intrawell

Plant McIntosh Client: Southern Company Data: McIntosh LF 4

	GWC-19	GWC-19
12/8/2015	<0.002	
12/15/2015	<0.002	
12/28/2015	<0.002	
1/14/2016	<0.002	
1/26/2016	<0.002	
6/16/2016	0.00024 (J)	
1/16/2017	<0.002	
7/25/2017	<0.002	
1/12/2018	<0.002	
7/11/2018	<0.002	
1/29/2019	<0.002	
3/27/2019	<0.002	
9/11/2019	0.00085 (J)	
4/1/2020	<0.002	
9/16/2020	<0.002	
3/16/2021	<0.002	
8/19/2021	<0.002	
2/23/2022	<0.002	
8/3/2022	<0.002	
2/8/2023	<0.002	
8/2/2023	<0.002	
2/7/2024		<0.002
8/14/2024		<0.002
2/4/2025		<0.002
8/5/2025		<0.002

ND substitution: RL or RL/2 if <15% NDs.

Prediction Limit

Constituent: Copper (mg/L) Analysis Run 9/17/2025 5:17 PM View: Appendix I - Intrawell

Plant McIntosh Client: Southern Company Data: McIntosh LF 4

	GWC-20	GWC-20
12/9/2015	<0.002	
12/14/2015	<0.002	
12/29/2015	<0.002	
1/14/2016	<0.002	
1/25/2016	<0.002	
6/16/2016	0.00032 (J)	
1/13/2017	<0.002	
7/25/2017	<0.002	
1/12/2018	<0.002	
7/11/2018	<0.002	
1/29/2019	<0.002	
3/27/2019	<0.002	
9/11/2019	0.0012 (J)	
4/1/2020	<0.002	
9/15/2020	<0.002	
3/16/2021	<0.002	
8/19/2021	<0.002	
2/22/2022	<0.002	
8/3/2022	<0.002	
2/8/2023	<0.002	
8/2/2023	<0.002	
2/7/2024		<0.002
8/14/2024		<0.002
2/5/2025		<0.002
8/5/2025		0.001 (J)

ND substitution: RL or RL/2 if <15% NDs.

Prediction Limit

Constituent: Copper (mg/L) Analysis Run 9/17/2025 5:17 PM View: Appendix I - Intrawell

Plant McIntosh Client: Southern Company Data: McIntosh LF 4

	GWC-21	GWC-21
12/9/2015	<0.002	
12/14/2015	<0.002	
12/29/2015	0.00082 (J)	
1/14/2016	0.0064 (O)	
1/25/2016	<0.002	
6/16/2016	0.00042 (J)	
1/12/2017	<0.002	
7/25/2017	<0.002	
1/11/2018	<0.002	
7/11/2018	<0.002	
1/30/2019	<0.002	
3/27/2019	<0.002	
9/11/2019	0.00066 (J)	
4/1/2020	<0.002	
9/15/2020	<0.002	
3/17/2021	<0.002	
8/19/2021	<0.002	
2/23/2022	<0.002	
8/4/2022	<0.002	
2/8/2023	<0.002	
8/3/2023	<0.002	
2/7/2024		<0.002
8/14/2024		<0.002
2/5/2025		<0.002
8/5/2025		0.00086 (J)

ND substitution: RL or RL/2 if <15% NDs.

Prediction Limit

Constituent: Copper (mg/L) Analysis Run 9/17/2025 5:17 PM View: Appendix I - Intrawell

Plant McIntosh Client: Southern Company Data: McIntosh LF 4

	GWC-23	GWC-23
6/16/2016	0.0011 (J)	
1/17/2017	<0.002	
7/25/2017	<0.002	
1/12/2018	<0.002	
7/12/2018	<0.002	
1/30/2019	<0.002	
3/27/2019	<0.002	
9/11/2019	0.00092 (J)	
4/1/2020	<0.002	
9/15/2020	<0.002	
3/17/2021	<0.002	
8/19/2021	0.0013 (J)	
2/23/2022	<0.002	
8/4/2022	<0.002	
2/8/2023	<0.002	
8/3/2023	<0.002	
2/7/2024		<0.002
8/14/2024		<0.002
2/5/2025		<0.002
8/6/2025		<0.002

ND substitution: RL or RL/2 if <15% NDs.

Prediction Limit

Constituent: Copper (mg/L) Analysis Run 9/17/2025 5:17 PM View: Appendix I - Intrawell

Plant McIntosh Client: Southern Company Data: McIntosh LF 4

	GWC-9	GWC-9
8/25/2004	<0.002	
9/11/2004	<0.002	
9/26/2004	0.0021	
10/13/2004	<0.002	
7/12/2005	<0.002	
12/8/2005	<0.002	
6/25/2006	<0.002	
11/29/2006	<0.002	
6/20/2007	<0.002	
7/6/2007	<0.002	
12/13/2007	<0.002	
6/20/2008	<0.002	
12/7/2008	<0.002	
7/9/2009	<0.002	
12/29/2009	<0.002	
6/22/2010	<0.002	
1/5/2011	<0.002	
7/9/2011	<0.002	
1/21/2012	<0.002	
7/11/2012	<0.002	
1/19/2013	<0.002	
7/18/2013	<0.002	
1/15/2014	<0.002	
7/10/2014	<0.002	
1/16/2015	<0.002	
6/20/2015	<0.002	
1/14/2016	<0.002	
6/15/2016	<0.002	
1/13/2017	<0.002	
7/24/2017	<0.002	
1/12/2018	<0.002	
7/12/2018	<0.002	
1/30/2019	0.002 (J)	
3/27/2019	<0.002	
9/11/2019	0.00092 (J)	
4/1/2020	<0.002	
9/16/2020	<0.002	
3/17/2021	<0.002	
8/19/2021	<0.002	
2/23/2022	<0.002	
8/3/2022	<0.002	
2/8/2023	<0.002	
8/2/2023	<0.002	
2/7/2024		<0.002
8/14/2024		<0.002
2/5/2025		<0.002
8/6/2025		<0.002

ND substitution: RL or RL/2 if <15% NDs.

Prediction Limit

Constituent: Lead (mg/L) Analysis Run 9/17/2025 5:17 PM View: Appendix I - Intrawell

Plant McIntosh Client: Southern Company Data: McIntosh LF 4

	GWA-2	GWA-2
8/25/2004	<0.001	
9/11/2004	<0.001	
9/26/2004	<0.001	
10/13/2004	<0.001	
7/11/2005	<0.001	
12/7/2005	<0.001	
6/23/2006	<0.001	
11/28/2006	<0.001	
6/19/2007	<0.001	
7/6/2007	<0.001	
12/13/2007	<0.001	
6/20/2008	<0.001	
12/7/2008	<0.001	
7/9/2009	<0.001	
12/28/2009	<0.001	
6/22/2010	<0.001	
1/4/2011	<0.001	
7/9/2011	<0.001	
1/21/2012	<0.001	
7/11/2012	<0.001	
1/20/2013	<0.001	
7/19/2013	<0.001	
1/15/2014	<0.001	
7/11/2014	<0.001	
1/16/2015	<0.001	
6/20/2015	<0.001	
1/16/2016	<0.001	
4/19/2016	<0.001	
6/14/2016	<0.001	
8/9/2016	<0.001	
9/26/2016	<0.001	
11/15/2016	<0.001	
1/10/2017	<0.001	
2/28/2017	<0.001	
4/19/2017	<0.001	
7/17/2017	<0.001	
1/10/2018	<0.001	
7/11/2018	<0.001	
1/29/2019	0.00024 (J)	
3/27/2019	<0.001	
9/11/2019	<0.001	
4/1/2020	<0.001	
9/15/2020	<0.001	
3/16/2021	<0.001	
8/17/2021	0.00081 (J)	
2/22/2022	0.0054	
8/2/2022	0.00043 (J)	
2/7/2023	0.0015	
8/1/2023	0.00088 (J)	
2/6/2024		0.0022
8/15/2024		0.0007 (J)
2/4/2025		0.00083 (J)

ND substitution: RL or RL/2 if <15% NDs.

Prediction Limit

Constituent: Lead (mg/L) Analysis Run 9/17/2025 5:17 PM View: Appendix I - Intrawell

Plant McIntosh Client: Southern Company Data: McIntosh LF 4

	GWA-2	GWA-2
8/5/2025		<0.001

ND substitution: RL or RL/2 if <15% NDs.

Prediction Limit

Constituent: Lead (mg/L) Analysis Run 9/17/2025 5:17 PM View: Appendix I - Intrawell

Plant McIntosh Client: Southern Company Data: McIntosh LF 4

	GWA-3	GWA-3
8/25/2004	<0.001	
9/11/2004	<0.001	
9/26/2004	<0.001	
10/13/2004	<0.001	
7/11/2005	<0.001	
12/7/2005	<0.001	
6/23/2006	<0.001	
11/28/2006	<0.001	
6/19/2007	<0.001	
7/6/2007	<0.001	
12/13/2007	<0.001	
6/20/2008	<0.001	
12/7/2008	<0.001	
7/9/2009	<0.001	
12/28/2009	<0.001	
6/22/2010	<0.001	
1/5/2011	0.014 (O)	
7/9/2011	<0.001	
1/20/2012	<0.001	
7/11/2012	<0.001	
1/19/2013	<0.001	
7/18/2013	<0.001	
1/15/2014	<0.001	
7/11/2014	<0.001	
1/15/2015	<0.001	
6/19/2015	<0.001	
1/16/2016	<0.001	
4/19/2016	<0.001	
6/14/2016	<0.001	
8/9/2016	<0.001	
9/27/2016	<0.001	
11/14/2016	<0.001	
1/10/2017	<0.001	
2/28/2017	<0.001	
4/19/2017	<0.001	
7/18/2017	<0.001	
1/10/2018	<0.001	
7/11/2018	<0.001	
1/29/2019	9.8E-05 (J)	
3/27/2019	<0.001	
9/11/2019	<0.001	
4/1/2020	<0.001	
9/15/2020	<0.001	
3/16/2021	<0.001	
8/17/2021	<0.001	
2/22/2022	<0.001	
8/2/2022	0.015	
2/7/2023	<0.001	
8/2/2023	<0.001	
2/6/2024		<0.001
8/13/2024		<0.001
2/4/2025		<0.001

ND substitution: RL or RL/2 if <15% NDs.

Prediction Limit

Constituent: Lead (mg/L) Analysis Run 9/17/2025 5:17 PM View: Appendix I - Intrawell

Plant McIntosh Client: Southern Company Data: McIntosh LF 4

	GWA-3	GWA-3
8/6/2025		<0.001

ND substitution: RL or RL/2 if <15% NDs.

Prediction Limit

Constituent: Lead (mg/L) Analysis Run 9/17/2025 5:17 PM View: Appendix I - Intrawell

Plant McIntosh Client: Southern Company Data: McIntosh LF 4

	GWA-4A	GWA-4A
8/25/2004	<0.001	
9/11/2004	<0.001	
9/26/2004	<0.001	
10/13/2004	<0.001	
7/12/2005	<0.001	
12/8/2005	<0.001	
6/24/2006	<0.001	
11/28/2006	<0.001	
6/19/2007	<0.001	
12/13/2007	<0.001	
6/20/2008	<0.001	
12/7/2008	<0.001	
7/9/2009	<0.001	
12/30/2009	<0.001	
6/22/2010	<0.001	
1/4/2011	<0.001	
7/10/2011	<0.001	
1/21/2012	<0.001	
7/11/2012	<0.001	
1/20/2013	<0.001	
7/19/2013	<0.001	
1/16/2014	<0.001	
7/10/2014	<0.001	
1/16/2015	<0.001	
6/20/2015	<0.001	
1/14/2016	<0.001	
4/20/2016	<0.001	
6/14/2016	<0.001	
8/11/2016	<0.001	
9/27/2016	<0.001	
11/14/2016	<0.001	
1/10/2017	<0.001	
2/28/2017	<0.001	
4/20/2017	<0.001	
7/18/2017	<0.001	
1/10/2018	<0.001	
7/11/2018	<0.001	
1/29/2019	0.00026 (J)	
3/26/2019	<0.001	
9/10/2019	0.00051 (J)	
3/31/2020	0.00024 (J)	
9/16/2020	<0.001	
3/17/2021	<0.001	
8/19/2021	<0.001	
2/23/2022	0.00019 (J)	
8/3/2022	0.0037	
2/7/2023	<0.001	
8/1/2023	<0.001	
2/6/2024		<0.001
8/13/2024		<0.001
2/3/2025		<0.001
8/5/2025		<0.001

ND substitution: RL or RL/2 if <15% NDs.

Prediction Limit

Constituent: Lead (mg/L) Analysis Run 9/17/2025 5:17 PM View: Appendix I - Intrawell

Plant McIntosh Client: Southern Company Data: McIntosh LF 4

	GWA-5	GWA-5
8/25/2004	<0.001	
9/11/2004	<0.001	
9/26/2004	<0.001	
10/13/2004	<0.001	
7/12/2005	<0.001	
12/8/2005	<0.001	
6/24/2006	<0.001	
11/28/2006	<0.001	
6/19/2007	<0.001	
7/6/2007	<0.001	
12/14/2007	<0.001	
6/20/2008	<0.001	
12/7/2008	<0.001	
7/9/2009	<0.001	
12/29/2009	<0.001	
6/22/2010	<0.001	
1/4/2011	<0.001	
7/9/2011	<0.001	
1/21/2012	<0.001	
7/11/2012	<0.001	
1/19/2013	<0.001	
7/18/2013	<0.001	
1/15/2014	<0.001	
7/10/2014	<0.001	
1/15/2015	<0.001	
6/19/2015	<0.001	
1/14/2016	<0.001	
4/20/2016	<0.001	
6/14/2016	0.00019 (J)	
8/9/2016	<0.001	
9/27/2016	<0.001	
11/15/2016	<0.001	
1/11/2017	<0.001	
2/28/2017	<0.001	
4/20/2017	0.00041 (J)	
7/18/2017	<0.001	
1/10/2018	<0.001	
7/11/2018	<0.001	
1/29/2019	0.00011 (J)	
3/26/2019	<0.001	
9/10/2019	0.00074 (J)	
3/31/2020	<0.001	
9/15/2020	<0.001	
3/17/2021	<0.001	
8/19/2021	<0.001	
2/22/2022	<0.001	
8/2/2022	<0.001	
2/7/2023	<0.001	
8/1/2023	<0.001	
2/6/2024		<0.001
8/13/2024		<0.001
2/4/2025		<0.001

ND substitution: RL or RL/2 if <15% NDs.

Prediction Limit

Constituent: Lead (mg/L) Analysis Run 9/17/2025 5:17 PM View: Appendix I - Intrawell

Plant McIntosh Client: Southern Company Data: McIntosh LF 4

	GWA-5	GWA-5
8/5/2025		<0.001

ND substitution: RL or RL/2 if <15% NDs.

Prediction Limit

Constituent: Lead (mg/L) Analysis Run 9/17/2025 5:17 PM View: Appendix I - Intrawell

Plant McIntosh Client: Southern Company Data: McIntosh LF 4

	GWA-13	GWA-13
6/22/2010	<0.001	
1/20/2012	<0.001	
12/7/2015	<0.001	
12/15/2015	<0.001	
12/29/2015	<0.001	
1/13/2016	<0.001	
1/25/2016	<0.001	
4/20/2016	<0.001	
6/14/2016	<0.001	
8/9/2016	<0.001	
9/27/2016	<0.001	
11/15/2016	<0.001	
1/12/2017	<0.001	
2/28/2017	<0.001	
4/20/2017	<0.001	
7/18/2017	<0.001	
1/10/2018	<0.001	
7/11/2018	<0.001	
1/29/2019	0.00043 (J)	
3/26/2019	<0.001	
9/10/2019	0.00058 (J)	
3/31/2020	<0.001	
9/15/2020	<0.001	
3/16/2021	<0.001	
8/18/2021	<0.001	
2/22/2022	<0.001	
8/2/2022	<0.001	
2/6/2023	<0.001	
8/1/2023	<0.001	
2/6/2024		<0.001
8/13/2024		<0.001
2/4/2025		<0.001
8/5/2025		<0.001

ND substitution: RL or RL/2 if <15% NDs.

Prediction Limit

Constituent: Lead (mg/L) Analysis Run 9/17/2025 5:17 PM View: Appendix I - Intrawell

Plant McIntosh Client: Southern Company Data: McIntosh LF 4

	GWA-14	GWA-14
7/12/2012	<0.001	
12/7/2015	<0.001	
12/15/2015	<0.001	
12/29/2015	<0.001	
1/13/2016	<0.001	
1/25/2016	<0.001	
4/20/2016	<0.001	
6/14/2016	<0.001	
8/9/2016	<0.001	
9/27/2016	<0.001	
11/15/2016	<0.001	
1/11/2017	<0.001	
2/28/2017	<0.001	
4/20/2017	<0.001	
7/19/2017	<0.001	
1/11/2018	<0.001	
7/11/2018	<0.001	
1/29/2019	0.00011 (J)	
3/26/2019	<0.001	
9/10/2019	0.00013 (J)	
4/1/2020	<0.001	
9/15/2020	<0.001	
3/16/2021	<0.001	
8/17/2021	0.00021 (J)	
2/22/2022	<0.001	
8/2/2022	<0.001	
2/7/2023	<0.001	
8/2/2023	<0.001	
2/6/2024		<0.001
8/13/2024		<0.001
2/4/2025		<0.001
8/4/2025		<0.001

ND substitution: RL or RL/2 if <15% NDs.

Prediction Limit

Constituent: Lead (mg/L) Analysis Run 9/17/2025 5:17 PM View: Appendix I - Intrawell

Plant McIntosh Client: Southern Company Data: McIntosh LF 4

	GWA-15	GWA-15
12/7/2015	<0.001	
12/15/2015	<0.001	
12/28/2015	<0.001	
1/13/2016	<0.001	
1/25/2016	<0.001	
4/21/2016	<0.001	
6/15/2016	<0.001	
8/9/2016	<0.001	
9/27/2016	<0.001	
11/15/2016	<0.001	
1/11/2017	<0.001	
2/28/2017	<0.001	
4/20/2017	<0.001	
7/19/2017	<0.001	
1/11/2018	<0.001	
7/11/2018	<0.001	
1/29/2019	0.00014 (J)	
3/26/2019	<0.001	
9/11/2019	<0.001	
4/1/2020	<0.001	
9/15/2020	<0.001	
3/17/2021	<0.001	
8/19/2021	<0.001	
2/22/2022	<0.001	
8/2/2022	<0.001	
2/7/2023	<0.001	
8/1/2023	<0.001	
2/6/2024		<0.001
8/13/2024		<0.001
2/4/2025		<0.001
8/5/2025		<0.001

ND substitution: RL or RL/2 if <15% NDs.

Prediction Limit

Constituent: Lead (mg/L) Analysis Run 9/17/2025 5:17 PM View: Appendix I - Intrawell

Plant McIntosh Client: Southern Company Data: McIntosh LF 4

	GWA-16	GWA-16
12/7/2015	<0.001	
12/14/2015	<0.001	
12/28/2015	<0.001	
1/13/2016	<0.001	
1/25/2016	<0.001	
4/20/2016	<0.001	
6/15/2016	<0.001	
8/9/2016	<0.001	
9/27/2016	<0.001	
11/15/2016	<0.001	
1/11/2017	<0.001	
3/1/2017	<0.001	
4/20/2017	<0.001	
7/19/2017	<0.001	
1/11/2018	<0.001	
7/11/2018	<0.001	
1/29/2019	0.00018 (J)	
3/26/2019	<0.001	
9/10/2019	0.00013 (J)	
4/1/2020	<0.001	
9/15/2020	0.00024 (J)	
3/16/2021	<0.001	
8/17/2021	<0.001	
2/22/2022	<0.001	
8/2/2022	<0.001	
2/7/2023	<0.001	
8/1/2023	<0.001	
2/6/2024		0.00024 (J)
8/13/2024		<0.001
2/4/2025		<0.001
8/5/2025		<0.001

ND substitution: RL or RL/2 if <15% NDs.

Prediction Limit

Constituent: Lead (mg/L) Analysis Run 9/17/2025 5:17 PM View: Appendix I - Intrawell

Plant McIntosh Client: Southern Company Data: McIntosh LF 4

	GWC-17	GWC-17
1/20/2012	<0.001	
12/8/2015	<0.001	
12/14/2015	<0.001	
12/28/2015	<0.001	
1/13/2016	<0.001	
1/26/2016	<0.001	
4/20/2016	<0.001	
6/15/2016	<0.001	
8/9/2016	<0.001	
9/27/2016	<0.001	
11/15/2016	<0.001	
1/11/2017	<0.001	
3/1/2017	<0.001	
4/20/2017	<0.001	
7/19/2017	<0.001	
1/11/2018	<0.001	
7/11/2018	<0.001	
1/29/2019	0.00016 (J)	
3/27/2019	<0.001	
9/11/2019	<0.001	
4/1/2020	<0.001	
9/15/2020	<0.001	
3/16/2021	<0.001	
8/19/2021	<0.001	
2/22/2022	<0.001	
8/2/2022	<0.001	
2/8/2023	<0.001	
8/2/2023	<0.001	
2/6/2024		<0.001
8/13/2024		<0.001
2/4/2025		<0.001
8/5/2025		<0.001

ND substitution: RL or RL/2 if <15% NDs.

Prediction Limit

Constituent: Lead (mg/L) Analysis Run 9/17/2025 5:17 PM View: Appendix I - Intrawell

Plant McIntosh Client: Southern Company Data: McIntosh LF 4

	GWC-18	GWC-18
1/21/2012	<0.001	
12/8/2015	<0.001	
12/14/2015	<0.001	
12/28/2015	<0.001	
1/14/2016	<0.001	
1/26/2016	<0.001	
4/19/2016	<0.001	
6/16/2016	0.00015 (J)	
8/11/2016	<0.001	
9/28/2016	<0.001	
11/16/2016	<0.001	
1/11/2017	<0.001	
3/1/2017	<0.001	
4/25/2017	<0.001	
7/25/2017	<0.001	
1/12/2018	<0.001	
7/11/2018	<0.001	
1/30/2019	0.00067 (J)	
3/27/2019	<0.001	
9/11/2019	0.00017 (J)	
4/1/2020	<0.001	
9/15/2020	<0.001	
3/17/2021	0.00015 (J)	
8/19/2021	0.00037 (J)	
2/23/2022	0.00026 (J)	
8/2/2022	0.00029 (J)	
2/7/2023	0.00035 (J)	
8/2/2023	<0.001	
2/7/2024		<0.001
8/14/2024		<0.001
2/5/2025		<0.001
8/6/2025		<0.001

ND substitution: RL or RL/2 if <15% NDs.

Prediction Limit

Constituent: Lead (mg/L) Analysis Run 9/17/2025 5:17 PM View: Appendix I - Intrawell

Plant McIntosh Client: Southern Company Data: McIntosh LF 4

	GWC-11	GWC-11
8/25/2004	<0.001	
9/11/2004	<0.001	
9/26/2004	<0.001	
10/13/2004	<0.001	
7/12/2005	<0.001	
12/7/2005	<0.001	
6/25/2006	<0.001	
11/28/2006	<0.001	
6/21/2007	<0.001	
7/6/2007	<0.001	
12/14/2007	<0.001	
6/20/2008	<0.001	
12/7/2008	<0.001	
7/10/2009	<0.001	
12/29/2009	<0.001	
6/22/2010	<0.001	
1/5/2011	<0.001	
7/9/2011	<0.001	
1/21/2012	<0.001	
7/11/2012	<0.001	
1/19/2013	<0.001	
7/19/2013	<0.001	
1/15/2014	<0.001	
7/11/2014	<0.001	
1/16/2015	<0.001	
6/20/2015	<0.001	
1/14/2016	<0.001	
4/20/2016	<0.001	
6/15/2016	0.0002 (J)	
8/10/2016	<0.001	
9/27/2016	<0.001	
11/15/2016	<0.001	
1/12/2017	<0.001	
3/1/2017	<0.001	
4/24/2017	0.00037 (J)	
7/24/2017	<0.001	
1/11/2018	<0.001	
7/12/2018	<0.001	
1/30/2019	<0.001	
3/27/2019	<0.001	
9/11/2019	<0.001	
4/2/2020	0.00025 (J)	
9/15/2020	<0.001	
3/17/2021	0.00031 (J)	
8/18/2021	<0.001	
2/23/2022	0.00017 (J)	
8/2/2022	<0.001	
2/8/2023	<0.001	
8/2/2023	<0.001	
2/7/2024		<0.001
8/14/2024		<0.001
2/5/2025		<0.001

ND substitution: RL or RL/2 if <15% NDs.

Prediction Limit

Constituent: Lead (mg/L) Analysis Run 9/17/2025 5:17 PM View: Appendix I - Intrawell

Plant McIntosh Client: Southern Company Data: McIntosh LF 4

	GWC-11	GWC-11
8/6/2025		<0.001

ND substitution: RL or RL/2 if <15% NDs.

Prediction Limit

Constituent: Lead (mg/L) Analysis Run 9/17/2025 5:17 PM View: Appendix I - Intrawell

Plant McIntosh Client: Southern Company Data: McIntosh LF 4

	GWC-19	GWC-19
12/8/2015	<0.001	
12/15/2015	<0.001	
12/28/2015	<0.001	
1/14/2016	<0.001	
1/26/2016	<0.001	
4/19/2016	<0.001	
6/16/2016	<0.001	
8/10/2016	<0.001	
9/28/2016	<0.001	
11/15/2016	<0.001	
1/16/2017	<0.001	
3/1/2017	<0.001	
4/25/2017	<0.001	
7/25/2017	<0.001	
1/12/2018	<0.001	
7/11/2018	<0.001	
1/29/2019	0.00011 (J)	
3/27/2019	<0.001	
9/11/2019	<0.001	
4/1/2020	<0.001	
9/16/2020	<0.001	
3/16/2021	<0.001	
8/19/2021	<0.001	
2/23/2022	<0.001	
8/3/2022	<0.001	
2/8/2023	<0.001	
8/2/2023	<0.001	
2/7/2024		<0.001
8/14/2024		<0.001
2/4/2025		<0.001
8/5/2025		<0.001

ND substitution: RL or RL/2 if <15% NDs.

Prediction Limit

Constituent: Lead (mg/L) Analysis Run 9/17/2025 5:17 PM View: Appendix I - Intrawell

Plant McIntosh Client: Southern Company Data: McIntosh LF 4

	GWC-20	GWC-20
12/9/2015	<0.001	
12/14/2015	<0.001	
12/29/2015	<0.001	
1/14/2016	<0.001	
1/25/2016	<0.001	
4/21/2016	<0.001	
6/16/2016	<0.001	
8/10/2016	<0.001	
9/27/2016	<0.001	
11/15/2016	<0.001	
1/13/2017	<0.001	
3/1/2017	<0.001	
4/25/2017	<0.001	
7/25/2017	<0.001	
1/12/2018	<0.001	
7/11/2018	<0.001	
1/29/2019	0.00012 (J)	
3/27/2019	<0.001	
9/11/2019	0.00024 (J)	
4/1/2020	<0.001	
9/15/2020	<0.001	
3/16/2021	<0.001	
8/19/2021	<0.001	
2/22/2022	<0.001	
8/3/2022	<0.001	
2/8/2023	<0.001	
8/2/2023	<0.001	
2/7/2024		<0.001
8/14/2024		<0.001
2/5/2025		<0.001
8/5/2025		<0.001

ND substitution: RL or RL/2 if <15% NDs.

Prediction Limit

Constituent: Lead (mg/L) Analysis Run 9/17/2025 5:17 PM View: Appendix I - Intrawell

Plant McIntosh Client: Southern Company Data: McIntosh LF 4

	GWC-21	GWC-21
12/9/2015	<0.001	
12/14/2015	<0.001	
12/29/2015	<0.001	
1/14/2016	<0.001	
1/25/2016	<0.001	
4/21/2016	<0.001	
6/16/2016	<0.001	
8/10/2016	<0.001	
9/27/2016	0.00079 (J)	
11/15/2016	<0.001	
1/12/2017	<0.001	
3/1/2017	<0.001	
4/24/2017	<0.001	
7/25/2017	<0.001	
1/11/2018	<0.001	
7/11/2018	<0.001	
1/30/2019	<0.001	
3/27/2019	<0.001	
9/11/2019	0.00021 (J)	
4/1/2020	<0.001	
9/15/2020	<0.001	
3/17/2021	<0.001	
8/19/2021	<0.001	
2/23/2022	<0.001	
8/4/2022	<0.001	
2/8/2023	<0.001	
8/3/2023	<0.001	
2/7/2024		<0.001
8/14/2024		<0.001
2/5/2025		<0.001
8/5/2025		<0.001

ND substitution: RL or RL/2 if <15% NDs.

Prediction Limit

Constituent: Lead (mg/L) Analysis Run 9/17/2025 5:17 PM View: Appendix I - Intrawell

Plant McIntosh Client: Southern Company Data: McIntosh LF 4

	GWC-23	GWC-23
6/16/2016	<0.001	
8/10/2016	<0.001	
9/28/2016	<0.001	
11/16/2016	<0.001	
1/17/2017	<0.001	
3/2/2017	<0.001	
4/25/2017	<0.001	
7/13/2017	<0.001	
7/25/2017	<0.001	
1/12/2018	<0.001	
7/12/2018	<0.001	
1/30/2019	0.00013 (J)	
3/27/2019	<0.001	
9/11/2019	0.00018 (J)	
4/1/2020	<0.001	
9/15/2020	<0.001	
3/17/2021	<0.001	
8/19/2021	<0.001	
2/23/2022	<0.001	
8/4/2022	0.00034 (J)	
2/8/2023	<0.001	
8/3/2023	<0.001	
2/7/2024		<0.001
8/14/2024		<0.001
2/5/2025		<0.001
8/6/2025		<0.001

ND substitution: RL or RL/2 if <15% NDs.

Prediction Limit

Constituent: Nickel (mg/L) Analysis Run 9/17/2025 5:17 PM View: Appendix I - Intrawell

Plant McIntosh Client: Southern Company Data: McIntosh LF 4

	GWA-2	GWA-2
8/25/2004	<0.0025	
9/11/2004	<0.0025	
9/26/2004	<0.0025	
10/13/2004	<0.0025	
7/11/2005	<0.0025	
12/7/2005	<0.0025	
6/23/2006	<0.0025	
11/28/2006	<0.0025	
6/19/2007	<0.0025	
7/6/2007	<0.0025	
12/13/2007	<0.0025	
6/20/2008	<0.0025	
12/7/2008	<0.0025	
7/9/2009	0.0043	
12/28/2009	<0.0025	
6/22/2010	<0.0025	
1/4/2011	<0.0025	
7/9/2011	<0.0025	
1/21/2012	<0.0025	
7/11/2012	<0.0025	
1/20/2013	<0.0025	
7/19/2013	<0.0025	
1/15/2014	0.0016 (J)	
7/11/2014	<0.0025	
1/16/2015	<0.0025	
6/20/2015	<0.0025	
1/16/2016	<0.0025	
6/14/2016	0.0006 (J)	
1/10/2017	<0.0025	
7/17/2017	<0.0025	
1/10/2018	0.0026	
7/11/2018	<0.0025	
1/29/2019	0.00063 (J)	
3/27/2019	<0.0025	
9/11/2019	0.00091 (J)	
4/1/2020	0.00077 (J)	
9/15/2020	0.00094 (J)	
3/16/2021	0.00072 (J)	
8/17/2021	0.00097 (J)	
2/22/2022	0.00092 (J)	
8/2/2022	0.00086 (J)	
2/7/2023	0.00083 (J)	
8/1/2023	0.001	
2/6/2024		0.0011
8/15/2024		0.001
2/4/2025		0.0011
8/5/2025		0.00081 (J)

ND substitution: RL or RL/2 if <15% NDs.

Prediction Limit

Constituent: Nickel (mg/L) Analysis Run 9/17/2025 5:17 PM View: Appendix I - Intrawell

Plant McIntosh Client: Southern Company Data: McIntosh LF 4

	GWA-3	GWA-3
8/25/2004	<0.005	
9/11/2004	0.03 (O)	
9/26/2004	<0.005	
10/13/2004	<0.005	
7/11/2005	<0.005	
12/7/2005	<0.005	
6/23/2006	<0.005	
11/28/2006	<0.005	
6/19/2007	<0.005	
7/6/2007	<0.005	
12/13/2007	<0.005	
6/20/2008	<0.005	
12/7/2008	<0.005	
7/9/2009	<0.005	
12/28/2009	<0.005	
6/22/2010	<0.005	
1/5/2011	0.025 (O)	
7/9/2011	<0.005	
1/20/2012	<0.005	
7/11/2012	<0.005	
1/19/2013	<0.005	
7/18/2013	<0.005	
1/15/2014	<0.005	
7/11/2014	<0.005	
1/15/2015	<0.005	
6/19/2015	<0.005	
1/16/2016	<0.005	
6/14/2016	<0.005	
1/10/2017	<0.005	
7/18/2017	<0.005	
1/10/2018	<0.005	
7/11/2018	<0.005	
1/29/2019	0.00034 (J)	
3/27/2019	<0.005	
9/11/2019	0.00045 (J)	
4/1/2020	<0.005	
9/15/2020	0.00038 (J)	
3/16/2021	<0.005	
8/17/2021	0.00047 (J)	
2/22/2022	<0.005	
8/2/2022	0.00054 (J)	
2/7/2023	<0.005	
8/2/2023	0.00046 (J)	
2/6/2024		<0.005
8/13/2024		<0.005
2/4/2025		<0.005
8/6/2025		<0.005

ND substitution: RL or RL/2 if <15% NDs.

Prediction Limit

Constituent: Nickel (mg/L) Analysis Run 9/17/2025 5:17 PM View: Appendix I - Intrawell

Plant McIntosh Client: Southern Company Data: McIntosh LF 4

	GWA-4A	GWA-4A
8/25/2004	<0.005	
9/11/2004	<0.005	
9/26/2004	<0.005	
10/13/2004	<0.005	
7/12/2005	<0.005	
12/8/2005	<0.005	
6/24/2006	<0.005	
11/28/2006	<0.005	
6/19/2007	<0.005	
12/13/2007	<0.005	
6/20/2008	<0.005	
12/7/2008	<0.005	
7/9/2009	<0.005	
12/30/2009	0.0048	
6/22/2010	<0.005	
1/4/2011	<0.005	
7/10/2011	<0.005	
1/21/2012	0.0026	
7/11/2012	0.0072	
1/20/2013	0.0025	
7/19/2013	<0.005	
1/16/2014	0.0031	
7/10/2014	<0.005	
1/16/2015	0.0024 (J)	
6/20/2015	<0.005	
1/14/2016	<0.005	
6/14/2016	0.0013 (J)	
1/10/2017	<0.005	
7/18/2017	<0.005	
1/10/2018	<0.005	
7/11/2018	0.003	
1/29/2019	0.0021 (J)	
3/26/2019	0.0021 (J)	
9/10/2019	0.002	
3/31/2020	0.0028	
9/16/2020	0.00096 (J)	
3/17/2021	0.00083 (J)	
8/19/2021	0.00065 (J)	
2/23/2022	<0.005	
8/3/2022	0.00078 (J)	
2/7/2023	<0.005	
8/1/2023	0.00065 (J)	
2/6/2024		<0.005
8/13/2024		0.00076 (J)
2/3/2025		0.00044 (J)
8/5/2025		<0.005

ND substitution: RL or RL/2 if <15% NDs.

Prediction Limit

Constituent: Nickel (mg/L) Analysis Run 9/17/2025 5:17 PM View: Appendix I - Intrawell

Plant McIntosh Client: Southern Company Data: McIntosh LF 4

	GWA-5	GWA-5
8/25/2004	<0.001	
9/11/2004	<0.001	
9/26/2004	<0.001	
10/13/2004	<0.001	
7/12/2005	<0.001	
12/8/2005	<0.001	
6/24/2006	<0.001	
11/28/2006	<0.001	
6/19/2007	<0.001	
7/6/2007	<0.001	
12/14/2007	<0.001	
6/20/2008	<0.001	
12/7/2008	<0.001	
7/9/2009	<0.001	
12/29/2009	0.003	
6/22/2010	<0.001	
1/4/2011	<0.001	
7/9/2011	<0.001	
1/21/2012	<0.001	
7/11/2012	0.0031	
1/19/2013	<0.001	
7/18/2013	<0.001	
1/15/2014	<0.001	
7/10/2014	<0.001	
1/15/2015	<0.001	
6/19/2015	<0.001	
1/14/2016	<0.001	
6/14/2016	0.00054 (J)	
1/11/2017	<0.001	
7/18/2017	<0.001	
1/10/2018	<0.001	
7/11/2018	<0.001	
1/29/2019	<0.001	
3/26/2019	<0.001	
9/10/2019	0.00043 (J)	
3/31/2020	<0.001	
9/15/2020	0.00056 (J)	
3/17/2021	0.00041 (J)	
8/19/2021	0.00043 (J)	
2/22/2022	<0.001	
8/2/2022	<0.001	
2/7/2023	0.00046 (J)	
8/1/2023	<0.001	
2/6/2024		<0.001
8/13/2024		0.0022
2/4/2025		0.00065 (J)
8/5/2025		0.00075 (J)

ND substitution: RL or RL/2 if <15% NDs.

Prediction Limit

Constituent: Nickel (mg/L) Analysis Run 9/17/2025 5:17 PM View: Appendix I - Intrawell

Plant McIntosh Client: Southern Company Data: McIntosh LF 4

	GWA-13	GWA-13
6/22/2010	<0.005	
12/7/2015	<0.005	
12/15/2015	<0.005	
12/29/2015	<0.005	
1/13/2016	<0.005	
1/25/2016	<0.005	
6/14/2016	<0.005	
1/12/2017	<0.005	
7/18/2017	<0.005	
1/10/2018	<0.005	
7/11/2018	<0.005	
1/29/2019	0.00033 (J)	
3/26/2019	<0.005	
9/10/2019	0.0004 (J)	
3/31/2020	<0.005	
9/15/2020	0.00037 (J)	
3/16/2021	<0.005	
8/18/2021	<0.005	
2/22/2022	<0.005	
8/2/2022	<0.005	
2/6/2023	<0.005	
8/1/2023	0.00043 (J)	
2/6/2024		0.00084 (J)
8/13/2024		0.00046 (J)
2/4/2025		<0.005
8/5/2025		<0.005

ND substitution: RL or RL/2 if <15% NDs.

Prediction Limit

Constituent: Nickel (mg/L) Analysis Run 9/17/2025 5:17 PM View: Appendix I - Intrawell

Plant McIntosh Client: Southern Company Data: McIntosh LF 4

	GWA-14	GWA-14
12/7/2015	<0.005	
12/15/2015	<0.005	
12/29/2015	<0.005	
1/13/2016	<0.005	
1/25/2016	<0.005	
6/14/2016	0.00052 (J)	
1/11/2017	<0.005	
7/19/2017	<0.005	
1/11/2018	<0.005	
7/11/2018	<0.005	
1/29/2019	0.0004 (J)	
3/26/2019	<0.005	
9/10/2019	0.00056 (J)	
4/1/2020	0.00043 (J)	
9/15/2020	0.00075 (J)	
3/16/2021	0.00045 (J)	
8/17/2021	0.00061 (J)	
2/22/2022	<0.005	
8/2/2022	<0.005	
2/7/2023	0.00061 (J)	
8/2/2023	0.00057 (J)	
2/6/2024		<0.005
8/13/2024		0.00061 (J)
2/4/2025		0.00052 (J)
8/4/2025		<0.005

ND substitution: RL or RL/2 if <15% NDs.

Prediction Limit

Constituent: Nickel (mg/L) Analysis Run 9/17/2025 5:17 PM View: Appendix I - Intrawell

Plant McIntosh Client: Southern Company Data: McIntosh LF 4

	GWA-15	GWA-15
12/7/2015	<0.005	
12/15/2015	<0.005	
12/28/2015	<0.005	
1/13/2016	<0.005	
1/25/2016	<0.005	
6/15/2016	<0.005	
1/11/2017	<0.005	
7/19/2017	<0.005	
1/11/2018	<0.005	
7/11/2018	<0.005	
1/29/2019	0.00046 (J)	
3/26/2019	<0.005	
9/11/2019	0.00042 (J)	
4/1/2020	<0.005	
9/15/2020	0.00047 (J)	
3/17/2021	0.00047 (J)	
8/19/2021	<0.005	
2/22/2022	0.00061 (J)	
8/2/2022	<0.005	
2/7/2023	<0.005	
8/1/2023	<0.005	
2/6/2024		<0.005
8/13/2024		0.00056 (J)
2/4/2025		0.0005 (J)
8/5/2025		<0.005

ND substitution: RL or RL/2 if <15% NDs.

Prediction Limit

Constituent: Nickel (mg/L) Analysis Run 9/17/2025 5:17 PM View: Appendix I - Intrawell

Plant McIntosh Client: Southern Company Data: McIntosh LF 4

	GWA-16	GWA-16
12/7/2015	<0.001	
12/14/2015	<0.001	
12/28/2015	<0.001	
1/13/2016	<0.001	
1/25/2016	<0.001	
6/15/2016	<0.001	
1/11/2017	<0.001	
7/19/2017	<0.001	
1/11/2018	<0.001	
7/11/2018	<0.001	
1/29/2019	0.0004 (J)	
3/26/2019	<0.001	
9/10/2019	0.00036 (J)	
4/1/2020	<0.001	
9/15/2020	0.00045 (J)	
3/16/2021	0.00043 (J)	
8/17/2021	0.00052 (J)	
2/22/2022	<0.001	
8/2/2022	<0.001	
2/7/2023	0.00054 (J)	
8/1/2023	0.00044 (J)	
2/6/2024		<0.001
8/13/2024		0.00058 (J)
2/4/2025		0.00052 (J)
8/5/2025		0.00042 (J)

ND substitution: RL or RL/2 if <15% NDs.

Prediction Limit

Constituent: Nickel (mg/L) Analysis Run 9/17/2025 5:17 PM View: Appendix I - Intrawell

Plant McIntosh Client: Southern Company Data: McIntosh LF 4

	GWC-17	GWC-17
1/20/2012	<0.0025	
12/8/2015	0.0036	
12/14/2015	0.0035	
12/28/2015	0.0032	
1/13/2016	0.0029	
1/26/2016	0.0027	
6/15/2016	0.0018 (J)	
1/11/2017	0.002 (J)	
7/19/2017	0.002 (J)	
1/11/2018	0.0019 (J)	
7/11/2018	<0.0025	
1/29/2019	0.0016 (J)	
3/27/2019	0.0018 (J)	
9/11/2019	0.0018	
4/1/2020	0.0016	
9/15/2020	0.0016	
3/16/2021	0.0015	
8/19/2021	0.0017	
2/22/2022	0.0017	
8/2/2022	0.0019	
2/8/2023	0.0017	
8/2/2023	0.0018	
2/6/2024		0.0015
8/13/2024		0.002
2/4/2025		0.0019
8/5/2025		0.0019 (J)

ND substitution: RL or RL/2 if <15% NDs.

Prediction Limit

Constituent: Nickel (mg/L) Analysis Run 9/17/2025 5:17 PM View: Appendix I - Intrawell

Plant McIntosh Client: Southern Company Data: McIntosh LF 4

	GWC-18	GWC-18
1/21/2012	<0.001	
12/8/2015	<0.001	
12/14/2015	0.0019 (J)	
12/28/2015	0.0018 (J)	
1/14/2016	0.0017 (J)	
1/26/2016	0.0019 (J)	
6/16/2016	0.0014 (J)	
1/11/2017	<0.001	
7/25/2017	<0.001	
1/12/2018	<0.001	
7/11/2018	<0.001	
1/30/2019	0.0019 (J)	
3/27/2019	<0.001	
9/11/2019	0.0012	
4/1/2020	0.00095	
9/15/2020	0.00092 (J)	
3/17/2021	0.0011	
8/19/2021	0.0011	
2/23/2022	0.001	
8/2/2022	0.00086 (J)	
2/7/2023	0.0011	
8/2/2023	0.00075 (J)	
2/7/2024		<0.001
8/14/2024		0.00073 (J)
2/5/2025		0.0008 (J)
8/6/2025		0.00084 (J)

ND substitution: RL or RL/2 if <15% NDs.

Prediction Limit

Constituent: Nickel (mg/L) Analysis Run 9/17/2025 5:17 PM View: Appendix I - Intrawell

Plant McIntosh Client: Southern Company Data: McIntosh LF 4

	GWC-1	GWC-1
8/25/2004	<0.0025	
9/11/2004	<0.0025	
9/26/2004	<0.0025	
7/11/2005	<0.0025	
12/7/2005	<0.0025	
6/24/2006	<0.0025	
11/29/2006	<0.0025	
6/20/2007	<0.0025	
7/6/2007	<0.0025	
12/13/2007	<0.0025	
6/20/2008	<0.0025	
12/7/2008	<0.0025	
7/9/2009	<0.0025	
12/28/2009	<0.0025	
6/22/2010	<0.0025	
1/4/2011	<0.0025	
7/9/2011	<0.0025	
1/21/2012	<0.0025	
7/11/2012	<0.0025	
1/20/2013	<0.0025	
7/19/2013	<0.0025	
1/15/2014	0.0013 (J)	
7/11/2014	0.0013 (J)	
1/16/2015	<0.0025	
6/20/2015	0.0016 (J)	
1/16/2016	<0.0025	
6/15/2016	0.00088 (J)	
1/12/2017	<0.0025	
7/19/2017	<0.0025	
1/11/2018	<0.0025	
7/12/2018	<0.0025	
1/30/2019	0.0013 (J)	
3/27/2019	<0.0025	
9/11/2019	0.0013	
4/1/2020	0.00099 (J)	
9/15/2020	0.0012	
3/16/2021	0.0012	
8/18/2021	0.0014	
2/23/2022	0.0012	
8/3/2022	0.0013	
2/7/2023	0.0012	
8/2/2023	0.0014	
2/7/2024		0.0016
8/14/2024		0.0013
2/5/2025		0.00098 (J)
8/6/2025		0.00099 (J)

ND substitution: RL or RL/2 if <15% NDs.

Prediction Limit

Constituent: Nickel (mg/L) Analysis Run 9/17/2025 5:17 PM View: Appendix I - Intrawell

Plant McIntosh Client: Southern Company Data: McIntosh LF 4

	GWC-10	GWC-10
8/25/2004	<0.005	
9/11/2004	<0.005	
9/26/2004	<0.005	
10/13/2004	<0.005	
7/12/2005	<0.005	
12/7/2005	<0.005	
6/24/2006	<0.005	
11/29/2006	<0.005	
6/20/2007	<0.005	
7/6/2007	<0.005	
12/13/2007	<0.005	
6/20/2008	<0.005	
12/7/2008	<0.005	
7/10/2009	<0.005	
12/29/2009	<0.005	
6/22/2010	<0.005	
1/4/2011	<0.005	
7/10/2011	<0.005	
1/21/2012	<0.005	
7/11/2012	<0.005	
1/20/2013	<0.005	
7/19/2013	<0.005	
1/16/2014	<0.005	
7/10/2014	<0.005	
1/16/2015	<0.005	
6/20/2015	0.0013 (J)	
1/16/2016	<0.005	
6/16/2016	<0.005	
1/12/2017	<0.005	
7/24/2017	<0.005	
1/11/2018	<0.005	
7/12/2018	<0.005	
1/30/2019	<0.005	
3/27/2019	<0.005	
9/11/2019	<0.005	
4/1/2020	<0.005	
9/15/2020	0.0013	
3/16/2021	0.00043 (J)	
8/18/2021	<0.005	
2/23/2022	<0.005	
8/3/2022	<0.005	
2/8/2023	<0.005	
8/2/2023	0.0011	
2/7/2024		<0.005
8/14/2024		<0.005
2/4/2025		<0.005
8/6/2025		<0.005

ND substitution: RL or RL/2 if <15% NDs.

Prediction Limit

Constituent: Nickel (mg/L) Analysis Run 9/17/2025 5:17 PM View: Appendix I - Intrawell

Plant McIntosh Client: Southern Company Data: McIntosh LF 4

	GWC-11	GWC-11
8/25/2004	<0.005	
9/11/2004	<0.005	
9/26/2004	<0.005	
10/13/2004	<0.005	
7/12/2005	<0.005	
12/7/2005	<0.005	
6/25/2006	<0.005	
11/28/2006	<0.005	
6/21/2007	<0.005	
7/6/2007	<0.005	
12/14/2007	<0.005	
6/20/2008	<0.005	
12/7/2008	<0.005	
7/10/2009	<0.005	
12/29/2009	<0.005	
6/22/2010	<0.005	
1/5/2011	<0.005	
7/9/2011	<0.005	
1/21/2012	<0.005	
7/11/2012	0.0049	
1/19/2013	<0.005	
7/19/2013	<0.005	
1/15/2014	0.0025	
7/11/2014	0.0029	
1/16/2015	0.0014 (J)	
6/20/2015	<0.005	
1/14/2016	<0.005	
6/15/2016	0.00085 (J)	
1/12/2017	<0.005	
7/24/2017	<0.005	
1/11/2018	<0.005	
7/12/2018	<0.005	
1/30/2019	0.00033 (J)	
3/27/2019	<0.005	
9/11/2019	0.00042 (J)	
4/2/2020	0.0009 (J)	
9/15/2020	0.00063 (J)	
3/17/2021	0.00077 (J)	
8/18/2021	0.00034 (J)	
2/23/2022	<0.005	
8/2/2022	<0.005	
2/8/2023	<0.005	
8/2/2023	<0.005	
2/7/2024		<0.005
8/14/2024		<0.005
2/5/2025		0.00043 (J)
8/6/2025		<0.005

ND substitution: RL or RL/2 if <15% NDs.

Prediction Limit

Constituent: Nickel (mg/L) Analysis Run 9/17/2025 5:17 PM View: Appendix I - Intrawell

Plant McIntosh Client: Southern Company Data: McIntosh LF 4

	GWC-12	GWC-12
8/25/2004	<0.0025	
9/11/2004	<0.0025	
9/26/2004	<0.0025	
10/13/2004	<0.0025	
7/11/2005	<0.0025	
12/7/2005	<0.0025	
6/24/2006	<0.0025	
11/28/2006	<0.0025	
6/20/2007	<0.0025	
7/6/2007	<0.0025	
12/13/2007	<0.0025	
6/20/2008	<0.0025	
12/7/2008	<0.0025	
7/10/2009	<0.0025	
12/28/2009	<0.0025	
6/22/2010	<0.0025	
1/4/2011	<0.0025	
7/9/2011	<0.0025	
1/20/2012	<0.0025	
7/11/2012	0.0057	
1/19/2013	<0.0025	
7/18/2013	<0.0025	
1/15/2014	0.0043	
7/11/2014	0.0026	
1/15/2015	<0.0025	
6/19/2015	<0.0025	
1/16/2016	<0.0025	
6/15/2016	0.00068 (J)	
1/12/2017	<0.0025	
7/20/2017	<0.0025	
1/11/2018	<0.0025	
7/12/2018	<0.0025	
1/30/2019	0.0011 (J)	
3/27/2019	<0.0025	
9/11/2019	0.001	
4/1/2020	0.0008 (J)	
9/16/2020	0.00088 (J)	
3/16/2021	0.00093 (J)	
8/18/2021	0.00097 (J)	
2/23/2022	0.0011	
8/3/2022	0.0064	
2/7/2023	0.00082 (J)	
8/2/2023	0.00091 (J)	
2/8/2024		0.0014
8/14/2024		0.00095 (J)
2/5/2025		0.00087 (J)
8/6/2025		0.00084 (J)

ND substitution: RL or RL/2 if <15% NDs.

Prediction Limit

Constituent: Nickel (mg/L) Analysis Run 9/17/2025 5:17 PM View: Appendix I - Intrawell

Plant McIntosh Client: Southern Company Data: McIntosh LF 4

	GWC-19	GWC-19
12/8/2015	0.0022 (J)	
12/15/2015	0.0019 (J)	
12/28/2015	0.0017 (J)	
1/14/2016	0.0029	
1/26/2016	0.0014 (J)	
6/16/2016	0.0013 (J)	
1/16/2017	0.0018 (J)	
7/25/2017	0.002 (J)	
1/12/2018	0.002 (J)	
7/11/2018	0.0018 (J)	
1/29/2019	0.0017 (J)	
3/27/2019	<0.0025	
9/11/2019	0.0018	
4/1/2020	0.0014	
9/16/2020	0.0012	
3/16/2021	0.0012	
8/19/2021	0.0012	
2/23/2022	0.0011	
8/3/2022	0.0051	
2/8/2023	0.0012	
8/2/2023	0.0012	
2/7/2024		0.0008 (J)
8/14/2024		0.0012
2/4/2025		0.001
8/5/2025		0.00097 (J)

ND substitution: RL or RL/2 if <15% NDs.

Prediction Limit

Constituent: Nickel (mg/L) Analysis Run 9/17/2025 5:17 PM View: Appendix I - Intrawell

Plant McIntosh Client: Southern Company Data: McIntosh LF 4

	GWC-20	GWC-20
12/9/2015	0.0042	
12/14/2015	0.0067	
12/29/2015	0.0067	
1/14/2016	0.0039	
1/25/2016	0.0049	
6/16/2016	0.003 (J)	
1/13/2017	<0.001	
7/25/2017	<0.001	
1/12/2018	<0.001	
7/11/2018	<0.001	
1/29/2019	0.00093 (J)	
3/27/2019	<0.001	
9/11/2019	0.0014	
4/1/2020	0.001	
9/15/2020	0.0011	
3/16/2021	0.00093 (J)	
8/19/2021	0.00092 (J)	
2/22/2022	0.00092 (J)	
8/3/2022	0.001	
2/8/2023	0.00083 (J)	
8/2/2023	0.0018	
2/7/2024		<0.001
8/14/2024		0.00091 (J)
2/5/2025		0.00081 (J)
8/5/2025		0.0018 (J)

ND substitution: RL or RL/2 if <15% NDs.

Prediction Limit

Constituent: Nickel (mg/L) Analysis Run 9/17/2025 5:17 PM View: Appendix I - Intrawell

Plant McIntosh Client: Southern Company Data: McIntosh LF 4

	GWC-21	GWC-21
12/9/2015	<0.001	
12/14/2015	<0.001	
12/29/2015	<0.001	
1/14/2016	<0.001	
1/25/2016	<0.001	
6/16/2016	0.0012 (J)	
1/12/2017	<0.001	
7/25/2017	<0.001	
1/11/2018	<0.001	
7/11/2018	<0.001	
1/30/2019	0.00071 (J)	
3/27/2019	<0.001	
9/11/2019	0.00097 (J)	
4/1/2020	0.00067 (J)	
9/15/2020	0.0007 (J)	
3/17/2021	0.00068 (J)	
8/19/2021	0.00067 (J)	
2/23/2022	0.00071 (J)	
8/4/2022	0.00065 (J)	
2/8/2023	0.00064 (J)	
8/3/2023	0.00074 (J)	
2/7/2024		<0.001
8/14/2024		0.00065 (J)
2/5/2025		0.00065 (J)
8/5/2025		0.00049 (J)

ND substitution: RL or RL/2 if <15% NDs.

Prediction Limit

Constituent: Nickel (mg/L) Analysis Run 9/17/2025 5:17 PM View: Appendix I - Intrawell

Plant McIntosh Client: Southern Company Data: McIntosh LF 4

	GWC-23	GWC-23
6/16/2016	0.0009 (J)	
1/17/2017	<0.0025	
7/25/2017	0.002 (J)	
1/12/2018	0.0023 (J)	
7/12/2018	0.0026	
1/30/2019	0.0019 (J)	
3/27/2019	0.0018 (J)	
9/11/2019	0.0023	
4/1/2020	0.0013	
9/15/2020	0.0013	
3/17/2021	0.0014	
8/19/2021	0.0013	
2/23/2022	0.0013	
8/4/2022	0.0016	
2/8/2023	0.0013	
8/3/2023	0.0013	
2/7/2024		0.00065 (J)
8/14/2024		0.0013
2/5/2025		0.0011
8/6/2025		0.0012 (J)

ND substitution: RL or RL/2 if <15% NDs.

Prediction Limit

Constituent: Nickel (mg/L) Analysis Run 9/17/2025 5:17 PM View: Appendix I - Intrawell

Plant McIntosh Client: Southern Company Data: McIntosh LF 4

	GWC-9	GWC-9
8/25/2004	<0.001	
9/11/2004	<0.001	
9/26/2004	<0.001	
10/13/2004	<0.001	
7/12/2005	<0.001	
12/8/2005	<0.001	
6/25/2006	<0.001	
11/29/2006	<0.001	
6/20/2007	<0.001	
7/6/2007	<0.001	
12/13/2007	<0.001	
6/20/2008	0.003	
12/7/2008	<0.001	
7/9/2009	<0.001	
12/29/2009	<0.001	
6/22/2010	<0.001	
1/5/2011	<0.001	
7/9/2011	<0.001	
1/21/2012	<0.001	
7/11/2012	0.0033	
1/19/2013	0.0026	
7/18/2013	<0.001	
1/15/2014	<0.001	
7/10/2014	<0.001	
1/16/2015	<0.001	
6/20/2015	<0.001	
1/14/2016	<0.001	
6/15/2016	<0.001	
1/13/2017	<0.001	
7/24/2017	<0.001	
1/12/2018	<0.001	
7/12/2018	<0.001	
1/30/2019	0.00063 (J)	
3/27/2019	<0.001	
9/11/2019	0.00065 (J)	
4/1/2020	<0.001	
9/16/2020	0.00075 (J)	
3/17/2021	0.0006 (J)	
8/19/2021	0.00038 (J)	
2/23/2022	0.00076 (J)	
8/3/2022	0.0015	
2/8/2023	0.00084 (J)	
8/2/2023	0.00077 (J)	
2/7/2024		<0.001
8/14/2024		0.00089 (J)
2/5/2025		0.00078 (J)
8/6/2025		0.00059 (J)

ND substitution: RL or RL/2 if <15% NDs.

Prediction Limit

Constituent: Selenium (mg/L) Analysis Run 9/17/2025 5:17 PM View: Appendix I - Intrawell

Plant McIntosh Client: Southern Company Data: McIntosh LF 4

	GWA-2	GWA-2
8/25/2004	<0.005	
9/11/2004	<0.005	
9/26/2004	<0.005	
10/13/2004	<0.005	
7/11/2005	<0.005	
12/7/2005	<0.005	
6/23/2006	<0.005	
11/28/2006	<0.005	
6/19/2007	<0.005	
7/6/2007	<0.005	
12/13/2007	<0.005	
6/20/2008	<0.005	
12/7/2008	<0.005	
7/9/2009	<0.005	
12/28/2009	<0.005	
6/22/2010	<0.005	
1/4/2011	<0.005	
7/9/2011	<0.005	
1/21/2012	<0.005	
7/11/2012	<0.005	
1/20/2013	<0.005	
7/19/2013	<0.005	
1/15/2014	<0.005	
7/11/2014	<0.005	
1/16/2015	<0.005	
6/20/2015	<0.005	
1/16/2016	<0.005	
4/19/2016	<0.005	
6/14/2016	<0.005	
8/9/2016	<0.005	
9/26/2016	<0.005	
11/15/2016	<0.005	
1/10/2017	<0.005	
2/28/2017	<0.005	
4/19/2017	0.00065 (J)	
7/17/2017	0.00047 (J)	
1/10/2018	0.00052 (J)	
7/11/2018	<0.005	
1/29/2019	<0.005	
3/27/2019	<0.005	
9/11/2019	<0.005	
4/1/2020	<0.005	
9/15/2020	<0.005	
3/16/2021	<0.005	
8/17/2021	<0.005	
2/22/2022	<0.005	
8/2/2022	<0.005	
2/7/2023	<0.005	
8/1/2023	<0.005	
2/6/2024		<0.005
8/15/2024		<0.005
2/4/2025		<0.005

ND substitution: RL or RL/2 if <15% NDs.

Prediction Limit

Constituent: Selenium (mg/L) Analysis Run 9/17/2025 5:17 PM View: Appendix I - Intrawell

Plant McIntosh Client: Southern Company Data: McIntosh LF 4

	GWA-2	GWA-2
8/5/2025		<0.005

ND substitution: RL or RL/2 if <15% NDs.

Prediction Limit

Constituent: Selenium (mg/L) Analysis Run 9/17/2025 5:17 PM View: Appendix I - Intrawell

Plant McIntosh Client: Southern Company Data: McIntosh LF 4

	GWA-3	GWA-3
8/25/2004	<0.005	
9/11/2004	<0.005	
9/26/2004	<0.005	
10/13/2004	<0.005	
7/11/2005	<0.005	
12/7/2005	<0.005	
6/23/2006	<0.005	
11/28/2006	<0.005	
6/19/2007	<0.005	
7/6/2007	<0.005	
12/13/2007	<0.005	
6/20/2008	<0.005	
12/7/2008	<0.005	
7/9/2009	<0.005	
12/28/2009	<0.005	
6/22/2010	<0.005	
1/5/2011	<0.005	
7/9/2011	<0.005	
1/20/2012	<0.005	
7/11/2012	<0.005	
1/19/2013	<0.005	
7/18/2013	<0.005	
1/15/2014	<0.005	
7/11/2014	<0.005	
1/15/2015	<0.005	
6/19/2015	<0.005	
1/16/2016	<0.005	
4/19/2016	<0.005	
6/14/2016	<0.005	
8/9/2016	<0.005	
9/27/2016	0.00045 (J)	
11/14/2016	<0.005	
1/10/2017	<0.005	
2/28/2017	0.0027	
4/19/2017	0.002	
7/18/2017	0.0017	
1/10/2018	0.00079 (J)	
7/11/2018	<0.005	
1/29/2019	<0.005	
3/27/2019	<0.005	
9/11/2019	<0.005	
4/1/2020	<0.005	
9/15/2020	<0.005	
3/16/2021	<0.005	
8/17/2021	<0.005	
2/22/2022	<0.005	
8/2/2022	<0.005	
2/7/2023	<0.005	
8/2/2023	<0.005	
2/6/2024		<0.005
8/13/2024		<0.005
2/4/2025		<0.005

ND substitution: RL or RL/2 if <15% NDs.

Prediction Limit

Constituent: Selenium (mg/L) Analysis Run 9/17/2025 5:17 PM View: Appendix I - Intrawell

Plant McIntosh Client: Southern Company Data: McIntosh LF 4

	GWA-3	GWA-3
8/6/2025		<0.005

ND substitution: RL or RL/2 if <15% NDs.

Prediction Limit

Constituent: Selenium (mg/L) Analysis Run 9/17/2025 5:17 PM View: Appendix I - Intrawell

Plant McIntosh Client: Southern Company Data: McIntosh LF 4

	GWA-4A	GWA-4A
8/25/2004	<0.005	
9/11/2004	<0.005	
9/26/2004	<0.005	
10/13/2004	<0.005	
7/12/2005	<0.005	
12/8/2005	<0.005	
6/24/2006	<0.005	
11/28/2006	<0.005	
6/19/2007	<0.005	
12/13/2007	<0.005	
6/20/2008	<0.005	
12/7/2008	<0.005	
7/9/2009	<0.005	
12/30/2009	<0.005	
6/22/2010	<0.005	
1/4/2011	<0.005	
7/10/2011	<0.005	
1/21/2012	<0.005	
7/11/2012	<0.005	
1/20/2013	<0.005	
7/19/2013	<0.005	
1/16/2014	<0.005	
7/10/2014	<0.005	
1/16/2015	<0.005	
6/20/2015	<0.005	
1/14/2016	<0.005	
4/20/2016	<0.005	
6/14/2016	<0.005	
8/11/2016	<0.005	
9/27/2016	<0.005	
11/14/2016	<0.005	
1/10/2017	<0.005	
2/28/2017	0.0024	
4/20/2017	<0.005	
7/18/2017	0.00026 (J)	
1/10/2018	0.00069 (J)	
7/11/2018	<0.005	
1/29/2019	<0.005	
3/26/2019	<0.005	
9/10/2019	<0.005	
3/31/2020	<0.005	
9/16/2020	<0.005	
3/17/2021	<0.005	
8/19/2021	<0.005	
2/23/2022	<0.005	
8/3/2022	<0.005	
2/7/2023	<0.005	
8/1/2023	<0.005	
2/6/2024		<0.005
8/13/2024		<0.005
2/3/2025		<0.005
8/5/2025		<0.005

ND substitution: RL or RL/2 if <15% NDs.

Prediction Limit

Constituent: Selenium (mg/L) Analysis Run 9/17/2025 5:17 PM View: Appendix I - Intrawell

Plant McIntosh Client: Southern Company Data: McIntosh LF 4

	GWA-13	GWA-13
6/22/2010	<0.005	
12/7/2015	<0.005	
12/15/2015	<0.005	
12/29/2015	<0.005	
1/13/2016	<0.005	
1/25/2016	<0.005	
4/20/2016	<0.005	
6/14/2016	<0.005	
8/9/2016	<0.005	
9/27/2016	<0.005	
11/15/2016	<0.005	
1/12/2017	<0.005	
2/28/2017	<0.005	
4/20/2017	<0.005	
7/18/2017	<0.005	
1/10/2018	0.00025 (J)	
7/11/2018	<0.005	
1/29/2019	<0.005	
3/26/2019	<0.005	
9/10/2019	<0.005	
3/31/2020	<0.005	
9/15/2020	<0.005	
3/16/2021	<0.005	
8/18/2021	<0.005	
2/22/2022	<0.005	
8/2/2022	<0.005	
2/6/2023	<0.005	
8/1/2023	<0.005	
2/6/2024		<0.005
8/13/2024		<0.005
2/4/2025		<0.005
8/5/2025		<0.005

ND substitution: RL or RL/2 if <15% NDs.

Prediction Limit

Constituent: Selenium (mg/L) Analysis Run 9/17/2025 5:17 PM View: Appendix I - Intrawell

Plant McIntosh Client: Southern Company Data: McIntosh LF 4

	GWA-15	GWA-15
12/7/2015	<0.005	
12/15/2015	<0.005	
12/28/2015	<0.005	
1/13/2016	<0.005	
1/25/2016	<0.005	
4/21/2016	<0.005	
6/15/2016	<0.005	
8/9/2016	<0.005	
9/27/2016	<0.005	
11/15/2016	<0.005	
1/11/2017	<0.005	
2/28/2017	<0.005	
4/20/2017	<0.005	
7/19/2017	0.00071 (J)	
1/11/2018	<0.005	
7/11/2018	<0.005	
1/29/2019	<0.005	
3/26/2019	<0.005	
9/11/2019	<0.005	
4/1/2020	<0.005	
9/15/2020	<0.005	
3/17/2021	<0.005	
8/19/2021	<0.005	
2/22/2022	<0.005	
8/2/2022	<0.005	
2/7/2023	<0.005	
8/1/2023	<0.005	
2/6/2024		<0.005
8/13/2024		<0.005
2/4/2025		<0.005
8/5/2025		<0.005

ND substitution: RL or RL/2 if <15% NDs.

Prediction Limit

Constituent: Selenium (mg/L) Analysis Run 9/17/2025 5:17 PM View: Appendix I - Intrawell

Plant McIntosh Client: Southern Company Data: McIntosh LF 4

	GWA-16	GWA-16
12/7/2015	<0.005	
12/14/2015	<0.005	
12/28/2015	<0.005	
1/13/2016	<0.005	
1/25/2016	<0.005	
4/20/2016	<0.005	
6/15/2016	<0.005	
8/9/2016	<0.005	
9/27/2016	<0.005	
11/15/2016	<0.005	
1/11/2017	<0.005	
3/1/2017	<0.005	
4/20/2017	<0.005	
7/19/2017	0.00025 (J)	
1/11/2018	<0.005	
7/11/2018	<0.005	
1/29/2019	<0.005	
3/26/2019	<0.005	
9/10/2019	<0.005	
4/1/2020	<0.005	
9/15/2020	<0.005	
3/16/2021	<0.005	
8/17/2021	<0.005	
2/22/2022	<0.005	
8/2/2022	<0.005	
2/7/2023	<0.005	
8/1/2023	<0.005	
2/6/2024		<0.005
8/13/2024		<0.005
2/4/2025		<0.005
8/5/2025		<0.005

ND substitution: RL or RL/2 if <15% NDs.

Prediction Limit

Constituent: Selenium (mg/L) Analysis Run 9/17/2025 5:17 PM View: Appendix I - Intrawell

Plant McIntosh Client: Southern Company Data: McIntosh LF 4

	GWC-18	GWC-18
1/21/2012	<0.005	
12/8/2015	<0.005	
12/14/2015	<0.005	
12/28/2015	<0.005	
1/14/2016	<0.005	
1/26/2016	<0.005	
4/19/2016	<0.005	
6/16/2016	<0.005	
8/11/2016	<0.005	
9/28/2016	<0.005	
11/16/2016	<0.005	
1/11/2017	<0.005	
3/1/2017	<0.005	
4/25/2017	<0.005	
7/25/2017	<0.005	
1/12/2018	<0.005	
7/11/2018	0.00044 (J)	
1/30/2019	<0.005	
3/27/2019	<0.005	
9/11/2019	<0.005	
4/1/2020	<0.005	
9/15/2020	<0.005	
3/17/2021	<0.005	
8/19/2021	<0.005	
2/23/2022	<0.005	
8/2/2022	<0.005	
2/7/2023	<0.005	
8/2/2023	<0.005	
2/7/2024		<0.005
8/14/2024		<0.005
2/5/2025		<0.005
8/6/2025		<0.005

ND substitution: RL or RL/2 if <15% NDs.

Prediction Limit

Constituent: Selenium (mg/L) Analysis Run 9/17/2025 5:17 PM View: Appendix I - Intrawell

Plant McIntosh Client: Southern Company Data: McIntosh LF 4

	GWC-1	GWC-1
8/25/2004	<0.005	
9/11/2004	<0.005	
9/26/2004	<0.005	
7/11/2005	<0.005	
12/7/2005	<0.005	
6/24/2006	<0.005	
11/29/2006	<0.005	
6/20/2007	<0.005	
7/6/2007	<0.005	
12/13/2007	<0.005	
6/20/2008	<0.005	
12/7/2008	<0.005	
7/9/2009	<0.005	
12/28/2009	<0.005	
6/22/2010	<0.005	
1/4/2011	<0.005	
7/9/2011	<0.005	
1/21/2012	<0.005	
7/11/2012	<0.005	
1/20/2013	<0.005	
7/19/2013	<0.005	
1/15/2014	<0.005	
7/11/2014	<0.005	
1/16/2015	<0.005	
6/20/2015	<0.005	
1/16/2016	<0.005	
4/20/2016	<0.005	
6/15/2016	<0.005	
8/10/2016	<0.005	
9/27/2016	<0.005	
11/15/2016	<0.005	
1/12/2017	0.00035 (J)	
3/1/2017	<0.005	
4/20/2017	<0.005	
7/19/2017	0.00026 (J)	
1/11/2018	<0.005	
7/12/2018	<0.005	
1/30/2019	<0.005	
3/27/2019	<0.005	
9/11/2019	<0.005	
4/1/2020	<0.005	
9/15/2020	<0.005	
3/16/2021	<0.005	
8/18/2021	<0.005	
2/23/2022	<0.005	
8/3/2022	<0.005	
2/7/2023	<0.005	
8/2/2023	<0.005	
2/7/2024		<0.005
8/14/2024		<0.005
2/5/2025		<0.005
8/6/2025		<0.005

ND substitution: RL or RL/2 if <15% NDs.

Prediction Limit

Constituent: Selenium (mg/L) Analysis Run 9/17/2025 5:17 PM View: Appendix I - Intrawell

Plant McIntosh Client: Southern Company Data: McIntosh LF 4

	GWC-10	GWC-10
8/25/2004	<0.005	
9/11/2004	<0.005	
9/26/2004	<0.005	
10/13/2004	<0.005	
7/12/2005	<0.005	
12/7/2005	<0.005	
6/24/2006	<0.005	
11/29/2006	<0.005	
6/20/2007	<0.005	
7/6/2007	<0.005	
12/13/2007	<0.005	
6/20/2008	<0.005	
12/7/2008	<0.005	
7/10/2009	<0.005	
12/29/2009	<0.005	
6/22/2010	<0.005	
1/4/2011	<0.005	
7/10/2011	<0.005	
1/21/2012	<0.005	
7/11/2012	<0.005	
1/20/2013	<0.005	
7/19/2013	<0.005	
1/16/2014	<0.005	
7/10/2014	<0.005	
1/16/2015	<0.005	
6/20/2015	<0.005	
1/16/2016	<0.005	
4/21/2016	<0.005	
6/16/2016	<0.005	
8/10/2016	0.00026 (J)	
9/27/2016	0.00024 (J)	
11/15/2016	<0.005	
1/12/2017	<0.005	
3/1/2017	<0.005	
4/24/2017	<0.005	
7/24/2017	<0.005	
1/11/2018	<0.005	
7/12/2018	<0.005	
1/30/2019	<0.005	
3/27/2019	<0.005	
9/11/2019	<0.005	
4/1/2020	<0.005	
9/15/2020	<0.005	
3/16/2021	<0.005	
8/18/2021	<0.005	
2/23/2022	<0.005	
8/3/2022	<0.005	
2/8/2023	<0.005	
8/2/2023	<0.005	
2/7/2024		<0.005
8/14/2024		<0.005
2/4/2025		<0.005

ND substitution: RL or RL/2 if <15% NDs.

Prediction Limit

Constituent: Selenium (mg/L) Analysis Run 9/17/2025 5:17 PM View: Appendix I - Intrawell

Plant McIntosh Client: Southern Company Data: McIntosh LF 4

	GWC-10	GWC-10
8/6/2025		<0.005

ND substitution: RL or RL/2 if <15% NDs.

Prediction Limit

Constituent: Selenium (mg/L) Analysis Run 9/17/2025 5:17 PM View: Appendix I - Intrawell

Plant McIntosh Client: Southern Company Data: McIntosh LF 4

	GWC-11	GWC-11
8/25/2004	<0.005	
9/11/2004	<0.005	
9/26/2004	<0.005	
10/13/2004	<0.005	
7/12/2005	<0.005	
12/7/2005	<0.005	
6/25/2006	<0.005	
11/28/2006	<0.005	
6/21/2007	<0.005	
7/6/2007	<0.005	
12/14/2007	<0.005	
6/20/2008	<0.005	
12/7/2008	<0.005	
7/10/2009	<0.005	
12/29/2009	<0.005	
6/22/2010	<0.005	
1/5/2011	<0.005	
7/9/2011	<0.005	
1/21/2012	<0.005	
7/11/2012	<0.005	
1/19/2013	<0.005	
7/19/2013	<0.005	
1/15/2014	<0.005	
7/11/2014	<0.005	
1/16/2015	<0.005	
6/20/2015	<0.005	
1/14/2016	<0.005	
4/20/2016	<0.005	
6/15/2016	0.00052 (J)	
8/10/2016	0.00053 (J)	
9/27/2016	0.00047 (J)	
11/15/2016	<0.005	
1/12/2017	0.00025 (J)	
3/1/2017	<0.005	
4/24/2017	<0.005	
7/24/2017	0.00032 (J)	
1/11/2018	<0.005	
7/12/2018	0.00025 (J)	
1/30/2019	<0.005	
3/27/2019	<0.005	
9/11/2019	<0.005	
4/2/2020	<0.005	
9/15/2020	<0.005	
3/17/2021	<0.005	
8/18/2021	<0.005	
2/23/2022	<0.005	
8/2/2022	<0.005	
2/8/2023	<0.005	
8/2/2023	<0.005	
2/7/2024		<0.005
8/14/2024		<0.005
2/5/2025		<0.005

ND substitution: RL or RL/2 if <15% NDs.

Prediction Limit

Constituent: Selenium (mg/L) Analysis Run 9/17/2025 5:17 PM View: Appendix I - Intrawell

Plant McIntosh Client: Southern Company Data: McIntosh LF 4

	GWC-11	GWC-11
8/6/2025		<0.005

ND substitution: RL or RL/2 if <15% NDs.

Prediction Limit

Constituent: Selenium (mg/L) Analysis Run 9/17/2025 5:17 PM View: Appendix I - Intrawell

Plant McIntosh Client: Southern Company Data: McIntosh LF 4

	GWC-19	GWC-19
12/8/2015	<0.005	
12/15/2015	<0.005	
12/28/2015	<0.005	
1/14/2016	<0.005	
1/26/2016	<0.005	
4/19/2016	<0.005	
6/16/2016	<0.005	
8/10/2016	<0.005	
9/28/2016	<0.005	
11/15/2016	<0.005	
1/16/2017	<0.005	
3/1/2017	<0.005	
4/25/2017	0.00052 (J)	
7/25/2017	<0.005	
1/12/2018	<0.005	
7/11/2018	<0.005	
1/29/2019	<0.005	
3/27/2019	<0.005	
9/11/2019	<0.005	
4/1/2020	<0.005	
9/16/2020	<0.005	
3/16/2021	<0.005	
8/19/2021	<0.005	
2/23/2022	<0.005	
8/3/2022	<0.005	
2/8/2023	<0.005	
8/2/2023	<0.005	
2/7/2024		<0.005
8/14/2024		<0.005
2/4/2025		<0.005
8/5/2025		<0.005

ND substitution: RL or RL/2 if <15% NDs.

Prediction Limit

Constituent: Selenium (mg/L) Analysis Run 9/17/2025 5:17 PM View: Appendix I - Intrawell

Plant McIntosh Client: Southern Company Data: McIntosh LF 4

	GWC-20	GWC-20
12/9/2015	<0.005	
12/14/2015	<0.005	
12/29/2015	<0.005	
1/14/2016	<0.005	
1/25/2016	<0.005	
4/21/2016	<0.005	
6/16/2016	<0.005	
8/10/2016	<0.005	
9/27/2016	<0.005	
11/15/2016	<0.005	
1/13/2017	<0.005	
3/1/2017	<0.005	
4/25/2017	0.0021	
7/25/2017	<0.005	
1/12/2018	<0.005	
7/11/2018	<0.005	
1/29/2019	<0.005	
3/27/2019	<0.005	
9/11/2019	<0.005	
4/1/2020	<0.005	
9/15/2020	<0.005	
3/16/2021	<0.005	
8/19/2021	<0.005	
2/22/2022	<0.005	
8/3/2022	<0.005	
2/8/2023	<0.005	
8/2/2023	<0.005	
2/7/2024		<0.005
8/14/2024		<0.005
2/5/2025		<0.005
8/5/2025		<0.005

ND substitution: RL or RL/2 if <15% NDs.

Prediction Limit

Constituent: Selenium (mg/L) Analysis Run 9/17/2025 5:17 PM View: Appendix I - Intrawell

Plant McIntosh Client: Southern Company Data: McIntosh LF 4

	GWC-21	GWC-21
12/9/2015	<0.005	
12/14/2015	<0.005	
12/29/2015	<0.005	
1/14/2016	<0.005	
1/25/2016	<0.005	
4/21/2016	<0.005	
6/16/2016	<0.005	
8/10/2016	<0.005	
9/27/2016	0.00043 (J)	
11/15/2016	<0.005	
1/12/2017	<0.005	
3/1/2017	<0.005	
4/24/2017	<0.005	
7/25/2017	<0.005	
1/11/2018	<0.005	
7/11/2018	<0.005	
1/30/2019	<0.005	
3/27/2019	<0.005	
9/11/2019	<0.005	
4/1/2020	<0.005	
9/15/2020	<0.005	
3/17/2021	<0.005	
8/19/2021	<0.005	
2/23/2022	<0.005	
8/4/2022	<0.005	
2/8/2023	<0.005	
8/3/2023	<0.005	
2/7/2024		<0.005
8/14/2024		<0.005
2/5/2025		<0.005
8/5/2025		<0.005

ND substitution: RL or RL/2 if <15% NDs.

Prediction Limit

Constituent: Selenium (mg/L) Analysis Run 9/17/2025 5:17 PM View: Appendix I - Intrawell

Plant McIntosh Client: Southern Company Data: McIntosh LF 4

	GWC-9	GWC-9
8/25/2004	<0.005	
9/11/2004	<0.005	
9/26/2004	<0.005	
10/13/2004	<0.005	
7/12/2005	0.0058	
12/8/2005	<0.005	
6/25/2006	<0.005	
11/29/2006	<0.005	
6/20/2007	<0.005	
7/6/2007	<0.005	
12/13/2007	<0.005	
6/20/2008	<0.005	
12/7/2008	<0.005	
7/9/2009	<0.005	
12/29/2009	<0.005	
6/22/2010	<0.005	
1/5/2011	<0.005	
7/9/2011	<0.005	
1/21/2012	<0.005	
7/11/2012	<0.005	
1/19/2013	<0.005	
7/18/2013	<0.005	
1/15/2014	<0.005	
7/10/2014	<0.005	
1/16/2015	<0.005	
6/20/2015	<0.005	
1/14/2016	<0.005	
4/19/2016	<0.005	
6/15/2016	<0.005	
8/10/2016	<0.005	
9/27/2016	<0.005	
11/15/2016	<0.005	
1/13/2017	<0.005	
3/1/2017	<0.005	
4/24/2017	<0.005	
7/24/2017	<0.005	
1/12/2018	<0.005	
7/12/2018	<0.005	
1/30/2019	<0.005	
3/27/2019	<0.005	
9/11/2019	<0.005	
4/1/2020	<0.005	
9/16/2020	<0.005	
3/17/2021	<0.005	
8/19/2021	<0.005	
2/23/2022	<0.005	
8/3/2022	<0.005	
2/8/2023	<0.005	
8/2/2023	<0.005	
2/7/2024		<0.005
8/14/2024		<0.005
2/5/2025		<0.005

ND substitution: RL or RL/2 if <15% NDs.

Prediction Limit

Constituent: Selenium (mg/L) Analysis Run 9/17/2025 5:17 PM View: Appendix I - Intrawell

Plant McIntosh Client: Southern Company Data: McIntosh LF 4

	GWC-9	GWC-9
8/6/2025		<0.005

ND substitution: RL or RL/2 if <15% NDs.

Prediction Limit

Constituent: Silver (mg/L) Analysis Run 9/17/2025 5:17 PM View: Appendix I - Intrawell

Plant McIntosh Client: Southern Company Data: McIntosh LF 4

	GWC-18	GWC-18
1/21/2012	<0.001	
12/8/2015	<0.001	
12/14/2015	<0.001	
12/28/2015	<0.001	
1/14/2016	<0.001	
1/26/2016	<0.001	
6/16/2016	<0.001	
1/11/2017	<0.001	
7/25/2017	<0.001	
1/12/2018	<0.001	
7/11/2018	<0.001	
1/30/2019	0.00029 (J)	
3/27/2019	<0.001	
9/11/2019	<0.001	
4/1/2020	<0.001	
9/15/2020	<0.001	
3/17/2021	<0.001	
8/19/2021	<0.001	
2/23/2022	<0.001	
8/2/2022	<0.001	
2/7/2023	<0.001	
8/2/2023	<0.001	
2/7/2024		<0.001
8/14/2024		<0.001
2/5/2025		<0.001
8/6/2025		<0.001

ND substitution: RL or RL/2 if <15% NDs.

Prediction Limit

Constituent: Silver (mg/L) Analysis Run 9/17/2025 5:17 PM View: Appendix I - Intrawell

Plant McIntosh Client: Southern Company Data: McIntosh LF 4

	GWC-1	GWC-1
8/25/2004	<0.001	
9/11/2004	<0.001	
9/26/2004	<0.001	
7/11/2005	<0.001	
12/7/2005	<0.001	
6/24/2006	<0.001	
11/29/2006	<0.001	
6/20/2007	<0.001	
7/6/2007	<0.001	
12/13/2007	<0.001	
6/20/2008	<0.001	
12/7/2008	<0.001	
7/9/2009	<0.001	
12/28/2009	<0.001	
6/22/2010	<0.001	
1/4/2011	<0.001	
7/9/2011	<0.001	
1/21/2012	<0.001	
7/11/2012	<0.001	
1/20/2013	<0.001	
7/19/2013	<0.001	
1/15/2014	<0.001	
7/11/2014	<0.001	
1/16/2015	<0.001	
6/20/2015	<0.001	
1/16/2016	<0.001	
6/15/2016	<0.001	
1/12/2017	<0.001	
7/19/2017	<0.001	
1/11/2018	<0.001	
7/12/2018	<0.001	
1/30/2019	0.00021 (J)	
3/27/2019	<0.001	
9/11/2019	<0.001	
4/1/2020	<0.001	
9/15/2020	<0.001	
3/16/2021	<0.001	
8/18/2021	<0.001	
2/23/2022	<0.001	
8/3/2022	<0.001	
2/7/2023	<0.001	
8/2/2023	<0.001	
2/7/2024		<0.001
8/14/2024		<0.001
2/5/2025		<0.001
8/6/2025		<0.001

ND substitution: RL or RL/2 if <15% NDs.

Prediction Limit

Constituent: Silver (mg/L) Analysis Run 9/17/2025 5:17 PM View: Appendix I - Intrawell

Plant McIntosh Client: Southern Company Data: McIntosh LF 4

	GWC-10	GWC-10
8/25/2004	<0.001	
9/11/2004	<0.001	
9/26/2004	<0.001	
10/13/2004	<0.001	
7/12/2005	<0.001	
12/7/2005	<0.001	
6/24/2006	<0.001	
11/29/2006	<0.001	
6/20/2007	<0.001	
7/6/2007	<0.001	
12/13/2007	<0.001	
6/20/2008	<0.001	
12/7/2008	<0.001	
7/10/2009	<0.001	
12/29/2009	<0.001	
6/22/2010	<0.001	
1/4/2011	<0.001	
7/10/2011	<0.001	
1/21/2012	<0.001	
7/11/2012	<0.001	
1/20/2013	<0.001	
7/19/2013	<0.001	
1/16/2014	<0.001	
7/10/2014	<0.001	
1/16/2015	<0.001	
6/20/2015	<0.001	
1/16/2016	<0.001	
6/16/2016	<0.001	
1/12/2017	<0.001	
7/24/2017	<0.001	
1/11/2018	<0.001	
7/12/2018	<0.001	
1/30/2019	0.00018 (J)	
3/27/2019	<0.001	
9/11/2019	<0.001	
4/1/2020	<0.001	
9/15/2020	<0.001	
3/16/2021	<0.001	
8/18/2021	<0.001	
2/23/2022	<0.001	
8/3/2022	<0.001	
2/8/2023	<0.001	
8/2/2023	<0.001	
2/7/2024		<0.001
8/14/2024		<0.001
2/4/2025		<0.001
8/6/2025		<0.001

ND substitution: RL or RL/2 if <15% NDs.

Prediction Limit

Constituent: Silver (mg/L) Analysis Run 9/17/2025 5:17 PM View: Appendix I - Intrawell

Plant McIntosh Client: Southern Company Data: McIntosh LF 4

	GWC-11	GWC-11
8/25/2004	<0.001	
9/11/2004	<0.001	
9/26/2004	<0.001	
10/13/2004	<0.001	
7/12/2005	<0.001	
12/7/2005	<0.001	
6/25/2006	<0.001	
11/28/2006	<0.001	
6/21/2007	<0.001	
7/6/2007	<0.001	
12/14/2007	<0.001	
6/20/2008	<0.001	
12/7/2008	<0.001	
7/10/2009	<0.001	
12/29/2009	<0.001	
6/22/2010	<0.001	
1/5/2011	<0.001	
7/9/2011	<0.001	
1/21/2012	<0.001	
7/11/2012	<0.001	
1/19/2013	<0.001	
7/19/2013	<0.001	
1/15/2014	<0.001	
7/11/2014	0.00061 (J)	
1/16/2015	<0.001	
6/20/2015	<0.001	
1/14/2016	<0.001	
6/15/2016	<0.001	
1/12/2017	<0.001	
7/24/2017	<0.001	
1/11/2018	<0.001	
7/12/2018	<0.001	
1/30/2019	0.00016 (J)	
3/27/2019	<0.001	
9/11/2019	<0.001	
4/2/2020	<0.001	
9/15/2020	<0.001	
3/17/2021	<0.001	
8/18/2021	<0.001	
2/23/2022	<0.001	
8/2/2022	<0.001	
2/8/2023	<0.001	
8/2/2023	<0.001	
2/7/2024		<0.001
8/14/2024		<0.001
2/5/2025		<0.001
8/6/2025		<0.001

ND substitution: RL or RL/2 if <15% NDs.

Prediction Limit

Constituent: Silver (mg/L) Analysis Run 9/17/2025 5:17 PM View: Appendix I - Intrawell

Plant McIntosh Client: Southern Company Data: McIntosh LF 4

	GWC-21	GWC-21
12/9/2015	<0.001	
12/14/2015	<0.001	
12/29/2015	<0.001	
1/14/2016	<0.001	
1/25/2016	<0.001	
6/16/2016	<0.001	
1/12/2017	<0.001	
7/25/2017	<0.001	
1/11/2018	<0.001	
7/11/2018	<0.001	
1/30/2019	0.00018 (J)	
3/27/2019	<0.001	
9/11/2019	<0.001	
4/1/2020	<0.001	
9/15/2020	<0.001	
3/17/2021	<0.001	
8/19/2021	<0.001	
2/23/2022	<0.001	
8/4/2022	<0.001	
2/8/2023	<0.001	
8/3/2023	<0.001	
2/7/2024		<0.001
8/14/2024		<0.001
2/5/2025		<0.001
8/5/2025		<0.001

ND substitution: RL or RL/2 if <15% NDs.

Prediction Limit

Constituent: Silver (mg/L) Analysis Run 9/17/2025 5:17 PM View: Appendix I - Intrawell

Plant McIntosh Client: Southern Company Data: McIntosh LF 4

	GWC-23	GWC-23
6/16/2016	<0.001	
1/17/2017	<0.001	
7/25/2017	<0.001	
1/12/2018	<0.001	
7/12/2018	<0.001	
1/30/2019	0.00012 (J)	
3/27/2019	<0.001	
9/11/2019	<0.001	
4/1/2020	<0.001	
9/15/2020	<0.001	
3/17/2021	<0.001	
8/19/2021	<0.001	
2/23/2022	<0.001	
8/4/2022	<0.001	
2/8/2023	<0.001	
8/3/2023	<0.001	
2/7/2024		<0.001
8/14/2024		<0.001
2/5/2025		<0.001
8/6/2025		<0.001

ND substitution: RL or RL/2 if <15% NDs.

Prediction Limit

Constituent: Silver (mg/L) Analysis Run 9/17/2025 5:17 PM View: Appendix I - Intrawell

Plant McIntosh Client: Southern Company Data: McIntosh LF 4

	GWC-9	GWC-9
8/25/2004	<0.001	
9/11/2004	<0.001	
9/26/2004	<0.001	
10/13/2004	<0.001	
7/12/2005	<0.001	
12/8/2005	<0.001	
6/25/2006	<0.001	
11/29/2006	<0.001	
6/20/2007	<0.001	
7/6/2007	<0.001	
12/13/2007	<0.001	
6/20/2008	<0.001	
12/7/2008	<0.001	
7/9/2009	<0.001	
12/29/2009	<0.001	
6/22/2010	<0.001	
1/5/2011	<0.001	
7/9/2011	<0.001	
1/21/2012	<0.001	
7/11/2012	<0.001	
1/19/2013	<0.001	
7/18/2013	<0.001	
1/15/2014	<0.001	
7/10/2014	<0.001	
1/16/2015	<0.001	
6/20/2015	<0.001	
1/14/2016	<0.001	
6/15/2016	<0.001	
1/13/2017	<0.001	
7/24/2017	<0.001	
1/12/2018	<0.001	
7/12/2018	<0.001	
1/30/2019	0.00018 (J)	
3/27/2019	<0.001	
9/11/2019	<0.001	
4/1/2020	<0.001	
9/16/2020	<0.001	
3/17/2021	<0.001	
8/19/2021	<0.001	
2/23/2022	<0.001	
8/3/2022	<0.001	
2/8/2023	<0.001	
8/2/2023	<0.001	
2/7/2024		<0.001
8/14/2024		<0.001
2/5/2025		<0.001
8/6/2025		<0.001

ND substitution: RL or RL/2 if <15% NDs.

Prediction Limit

Constituent: Thallium (mg/L) Analysis Run 9/17/2025 5:17 PM View: Appendix I - Intrawell

Plant McIntosh Client: Southern Company Data: McIntosh LF 4

	GWA-2	GWA-2
8/25/2004	<0.001	
9/11/2004	<0.001	
9/26/2004	<0.001	
10/13/2004	<0.001	
7/11/2005	<0.001	
12/7/2005	<0.001	
6/23/2006	<0.001	
11/28/2006	<0.001	
7/6/2007	<0.001	
12/13/2007	<0.001	
6/20/2008	<0.001	
12/7/2008	<0.001	
7/9/2009	<0.001	
12/28/2009	<0.001	
6/22/2010	<0.001	
1/4/2011	<0.001	
7/9/2011	<0.001	
1/21/2012	<0.001	
7/11/2012	<0.001	
1/20/2013	<0.001	
7/19/2013	<0.001	
1/15/2014	<0.001	
6/20/2015	<0.001	
1/16/2016	<0.001	
4/19/2016	<0.001	
6/14/2016	<0.001	
8/9/2016	<0.001	
9/26/2016	<0.001	
11/15/2016	<0.001	
1/10/2017	<0.001	
2/28/2017	<0.001	
4/19/2017	<0.001	
7/17/2017	<0.001	
1/10/2018	<0.001	
7/11/2018	<0.001	
1/29/2019	<0.001	
3/27/2019	<0.001	
9/11/2019	<0.001	
4/1/2020	0.00017 (J)	
9/15/2020	0.00029 (J)	
3/16/2021	<0.001	
8/17/2021	0.00062 (J)	
2/22/2022	<0.001	
8/2/2022	<0.001	
2/7/2023	<0.001	
8/1/2023	<0.001	
2/6/2024		<0.001
8/15/2024		<0.001
2/4/2025		<0.001
8/5/2025		<0.001

ND substitution: RL or RL/2 if <15% NDs.

Prediction Limit

Constituent: Thallium (mg/L) Analysis Run 9/17/2025 5:17 PM View: Appendix I - Intrawell

Plant McIntosh Client: Southern Company Data: McIntosh LF 4

	GWA-3	GWA-3
8/25/2004	<0.001	
9/11/2004	<0.001	
9/26/2004	<0.001	
10/13/2004	<0.001	
7/11/2005	<0.001	
12/7/2005	<0.001	
6/23/2006	<0.001	
11/28/2006	<0.001	
7/6/2007	<0.001	
12/13/2007	<0.001	
6/20/2008	<0.001	
12/7/2008	<0.001	
7/9/2009	<0.001	
12/28/2009	<0.001	
6/22/2010	<0.001	
1/5/2011	<0.001	
7/9/2011	<0.001	
1/20/2012	<0.001	
7/11/2012	<0.001	
1/19/2013	<0.001	
7/18/2013	<0.001	
1/15/2014	<0.001	
6/19/2015	<0.001	
1/16/2016	<0.001	
4/19/2016	<0.001	
6/14/2016	<0.001	
8/9/2016	<0.001	
9/27/2016	<0.001	
11/14/2016	<0.001	
1/10/2017	<0.001	
2/28/2017	<0.001	
4/19/2017	<0.001	
7/18/2017	<0.001	
1/10/2018	<0.001	
7/11/2018	<0.001	
1/29/2019	<0.001	
3/27/2019	<0.001	
9/11/2019	<0.001	
4/1/2020	<0.001	
9/15/2020	0.00017 (J)	
3/16/2021	<0.001	
8/17/2021	0.00015 (J)	
2/22/2022	<0.001	
8/2/2022	<0.001	
2/7/2023	<0.001	
8/2/2023	<0.001	
2/6/2024		<0.001
8/13/2024		<0.001
2/4/2025		<0.001
8/6/2025		<0.001

ND substitution: RL or RL/2 if <15% NDs.

Prediction Limit

Constituent: Thallium (mg/L) Analysis Run 9/17/2025 5:17 PM View: Appendix I - Intrawell

Plant McIntosh Client: Southern Company Data: McIntosh LF 4

	GWA-4A	GWA-4A
8/25/2004	<0.001	
9/11/2004	<0.001	
9/26/2004	<0.001	
10/13/2004	<0.001	
7/12/2005	<0.001	
12/8/2005	<0.001	
6/24/2006	<0.001	
11/28/2006	<0.001	
12/13/2007	<0.001	
6/20/2008	<0.001	
12/7/2008	<0.001	
7/9/2009	<0.001	
12/30/2009	<0.001	
6/22/2010	<0.001	
1/4/2011	<0.001	
7/10/2011	<0.001	
1/21/2012	<0.001	
7/11/2012	<0.001	
1/20/2013	<0.001	
7/19/2013	<0.001	
1/16/2014	<0.001	
6/20/2015	<0.001	
1/14/2016	<0.001	
4/20/2016	<0.001	
6/14/2016	3.6E-05 (J)	
8/11/2016	<0.001	
9/27/2016	<0.001	
11/14/2016	<0.001	
1/10/2017	<0.001	
2/28/2017	<0.001	
4/20/2017	<0.001	
7/18/2017	<0.001	
1/10/2018	<0.001	
7/11/2018	<0.001	
1/29/2019	<0.001	
3/26/2019	<0.001	
9/10/2019	0.00033 (J)	
3/31/2020	<0.001	
9/16/2020	<0.001	
3/17/2021	<0.001	
8/19/2021	<0.001	
2/23/2022	<0.001	
8/3/2022	<0.001	
2/7/2023	<0.001	
8/1/2023	<0.001	
2/6/2024		<0.001
8/13/2024		<0.001
2/3/2025		<0.001
8/5/2025		<0.001

ND substitution: RL or RL/2 if <15% NDs.

Prediction Limit

Constituent: Thallium (mg/L) Analysis Run 9/17/2025 5:17 PM View: Appendix I - Intrawell

Plant McIntosh Client: Southern Company Data: McIntosh LF 4

	GWA-13	GWA-13
6/22/2010	<0.001	
12/7/2015	<0.001	
12/15/2015	<0.001	
12/29/2015	0.0001 (J)	
1/13/2016	6E-05 (J)	
1/25/2016	<0.001	
4/20/2016	<0.001	
6/14/2016	<0.001	
8/9/2016	<0.001	
9/27/2016	<0.001	
11/15/2016	<0.001	
1/12/2017	<0.001	
2/28/2017	<0.001	
4/20/2017	<0.001	
7/18/2017	<0.001	
1/10/2018	<0.001	
7/11/2018	<0.001	
1/29/2019	<0.001	
3/26/2019	<0.001	
9/10/2019	0.00057 (J)	
3/31/2020	<0.001	
9/15/2020	<0.001	
3/16/2021	<0.001	
8/18/2021	0.00016 (J)	
2/22/2022	<0.001	
8/2/2022	<0.001	
2/6/2023	<0.001	
8/1/2023	<0.001	
2/6/2024		<0.001
8/13/2024		<0.001
2/4/2025		<0.001
8/5/2025		<0.001

ND substitution: RL or RL/2 if <15% NDs.

Prediction Limit

Constituent: Thallium (mg/L) Analysis Run 9/17/2025 5:17 PM View: Appendix I - Intrawell

Plant McIntosh Client: Southern Company Data: McIntosh LF 4

	GWA-14	GWA-14
12/7/2015	<0.001	
12/15/2015	<0.001	
12/29/2015	<0.001	
1/13/2016	7.9E-05 (J)	
1/25/2016	<0.001	
4/20/2016	<0.001	
6/14/2016	<0.001	
8/9/2016	<0.001	
9/27/2016	<0.001	
11/15/2016	<0.001	
1/11/2017	<0.001	
2/28/2017	<0.001	
4/20/2017	<0.001	
7/19/2017	<0.001	
1/11/2018	<0.001	
7/11/2018	<0.001	
1/29/2019	<0.001	
3/26/2019	<0.001	
9/10/2019	0.00021 (J)	
4/1/2020	0.00018 (J)	
9/15/2020	<0.001	
3/16/2021	<0.001	
8/17/2021	0.0006 (J)	
2/22/2022	<0.001	
8/2/2022	<0.001	
2/7/2023	<0.001	
8/2/2023	<0.001	
2/6/2024		<0.001
8/13/2024		<0.001
2/4/2025		<0.001
8/4/2025		<0.001

ND substitution: RL or RL/2 if <15% NDs.

Prediction Limit

Constituent: Thallium (mg/L) Analysis Run 9/17/2025 5:17 PM View: Appendix I - Intrawell

Plant McIntosh Client: Southern Company Data: McIntosh LF 4

	GWA-16	GWA-16
12/7/2015	<0.001	
12/14/2015	<0.001	
12/28/2015	<0.001	
1/13/2016	<0.001	
1/25/2016	<0.001	
4/20/2016	<0.001	
6/15/2016	<0.001	
8/9/2016	<0.001	
9/27/2016	<0.001	
11/15/2016	<0.001	
1/11/2017	<0.001	
3/1/2017	<0.001	
4/20/2017	<0.001	
7/19/2017	<0.001	
1/11/2018	<0.001	
7/11/2018	<0.001	
1/29/2019	<0.001	
3/26/2019	<0.001	
9/10/2019	0.0002 (J)	
4/1/2020	<0.001	
9/15/2020	<0.001	
3/16/2021	<0.001	
8/17/2021	0.00025 (J)	
2/22/2022	<0.001	
8/2/2022	<0.001	
2/7/2023	<0.001	
8/1/2023	<0.001	
2/6/2024		<0.001
8/13/2024		<0.001
2/4/2025		<0.001
8/5/2025		<0.001

ND substitution: RL or RL/2 if <15% NDs.

Prediction Limit

Constituent: Thallium (mg/L) Analysis Run 9/17/2025 5:17 PM View: Appendix I - Intrawell

Plant McIntosh Client: Southern Company Data: McIntosh LF 4

	GWC-17	GWC-17
1/20/2012	<0.001	
12/8/2015	0.0001 (J)	
12/14/2015	9E-05 (J)	
12/28/2015	9E-05 (J)	
1/13/2016	0.0001 (J)	
1/26/2016	9.5E-05 (J)	
4/20/2016	<0.001	
6/15/2016	3.8E-05 (J)	
8/9/2016	<0.001	
9/27/2016	<0.001	
11/15/2016	<0.001	
1/11/2017	<0.001	
3/1/2017	<0.001	
4/20/2017	<0.001	
7/19/2017	<0.001	
1/11/2018	<0.001	
7/11/2018	<0.001	
1/29/2019	<0.001	
3/27/2019	<0.001	
9/11/2019	<0.001	
4/1/2020	<0.001	
9/15/2020	<0.001	
3/16/2021	<0.001	
8/19/2021	<0.001	
2/22/2022	<0.001	
8/2/2022	<0.001	
2/8/2023	<0.001	
8/2/2023	<0.001	
2/6/2024		<0.001
8/13/2024		<0.001
2/4/2025		<0.001
8/5/2025		<0.001

ND substitution: RL or RL/2 if <15% NDs.

Prediction Limit

Constituent: Thallium (mg/L) Analysis Run 9/17/2025 5:17 PM View: Appendix I - Intrawell

Plant McIntosh Client: Southern Company Data: McIntosh LF 4

	GWC-18	GWC-18
1/21/2012	<0.001	
12/8/2015	0.0001 (J)	
12/14/2015	0.0001 (J)	
12/28/2015	0.0001 (J)	
1/14/2016	0.000137 (J)	
1/26/2016	0.000142 (J)	
4/19/2016	<0.001	
6/16/2016	0.00013 (J)	
8/11/2016	0.00011 (J)	
9/28/2016	0.00012 (J)	
11/16/2016	<0.001	
1/11/2017	9.5E-05 (J)	
3/1/2017	0.00011 (J)	
4/25/2017	0.00012 (J)	
7/25/2017	0.00011 (J)	
1/12/2018	0.00011 (J)	
7/11/2018	9.5E-05 (J)	
1/30/2019	0.00012 (J)	
3/27/2019	<0.001	
9/11/2019	0.00018 (J)	
4/1/2020	<0.001	
9/15/2020	<0.001	
3/17/2021	0.00016 (J)	
8/19/2021	<0.001	
2/23/2022	<0.001	
8/2/2022	<0.001	
2/7/2023	<0.001	
8/2/2023	<0.001	
2/7/2024		<0.001
8/14/2024		<0.001
2/5/2025		<0.001
8/6/2025		<0.001

ND substitution: RL or RL/2 if <15% NDs.

Prediction Limit

Constituent: Thallium (mg/L) Analysis Run 9/17/2025 5:17 PM View: Appendix I - Intrawell

Plant McIntosh Client: Southern Company Data: McIntosh LF 4

	GWC-10	GWC-10
8/25/2004	<0.001	
9/11/2004	<0.001	
9/26/2004	<0.001	
10/13/2004	<0.001	
7/12/2005	<0.001	
12/7/2005	<0.001	
6/24/2006	<0.001	
11/29/2006	<0.001	
7/6/2007	<0.001	
12/13/2007	<0.001	
6/20/2008	<0.001	
12/7/2008	<0.001	
7/10/2009	<0.001	
12/29/2009	<0.001	
6/22/2010	<0.001	
1/4/2011	<0.001	
7/10/2011	<0.001	
1/21/2012	<0.001	
7/11/2012	<0.001	
1/20/2013	<0.001	
7/19/2013	<0.001	
1/16/2014	<0.001	
6/20/2015	<0.001	
1/16/2016	<0.001	
4/21/2016	<0.001	
6/16/2016	<0.001	
8/10/2016	<0.001	
9/27/2016	<0.001	
11/15/2016	<0.001	
1/12/2017	<0.001	
3/1/2017	<0.001	
4/24/2017	<0.001	
7/24/2017	<0.001	
1/11/2018	<0.001	
7/12/2018	<0.001	
1/30/2019	<0.001	
3/27/2019	<0.001	
9/11/2019	0.0002 (J)	
4/1/2020	0.00031 (J)	
9/15/2020	<0.001	
3/16/2021	0.00037 (J)	
8/18/2021	<0.001	
2/23/2022	<0.001	
8/3/2022	<0.001	
2/8/2023	<0.001	
8/2/2023	<0.001	
2/7/2024		<0.001
8/14/2024		<0.001
2/4/2025		<0.001
8/6/2025		<0.001

ND substitution: RL or RL/2 if <15% NDs.

Prediction Limit

Constituent: Thallium (mg/L) Analysis Run 9/17/2025 5:17 PM View: Appendix I - Intrawell

Plant McIntosh Client: Southern Company Data: McIntosh LF 4

	GWC-11	GWC-11
8/25/2004	<0.001	
9/11/2004	<0.001	
9/26/2004	<0.001	
10/13/2004	<0.001	
7/12/2005	<0.001	
12/7/2005	<0.001	
6/25/2006	<0.001	
11/28/2006	<0.001	
7/6/2007	<0.001	
12/14/2007	<0.001	
6/20/2008	<0.001	
12/7/2008	<0.001	
7/10/2009	<0.001	
12/29/2009	<0.001	
6/22/2010	<0.001	
1/5/2011	<0.001	
7/9/2011	<0.001	
1/21/2012	<0.001	
7/11/2012	<0.001	
1/19/2013	<0.001	
7/19/2013	<0.001	
1/15/2014	<0.001	
6/20/2015	<0.001	
1/14/2016	6.1E-05 (J)	
4/20/2016	<0.001	
6/15/2016	<0.001	
8/10/2016	<0.001	
9/27/2016	<0.001	
11/15/2016	<0.001	
1/12/2017	<0.001	
3/1/2017	<0.001	
4/24/2017	<0.001	
7/24/2017	<0.001	
1/11/2018	<0.001	
7/12/2018	<0.001	
1/30/2019	<0.001	
3/27/2019	<0.001	
9/11/2019	<0.001	
4/2/2020	0.00028 (J)	
9/15/2020	<0.001	
3/17/2021	0.00047 (J)	
8/18/2021	<0.001	
2/23/2022	<0.001	
8/2/2022	<0.001	
2/8/2023	<0.001	
8/2/2023	<0.001	
2/7/2024		<0.001
8/14/2024		<0.001
2/5/2025		<0.001
8/6/2025		<0.001

ND substitution: RL or RL/2 if <15% NDs.

Prediction Limit

Constituent: Thallium (mg/L) Analysis Run 9/17/2025 5:17 PM View: Appendix I - Intrawell

Plant McIntosh Client: Southern Company Data: McIntosh LF 4

	GWC-12	GWC-12
8/25/2004	<0.001	
9/11/2004	<0.001	
9/26/2004	<0.001	
10/13/2004	<0.001	
7/11/2005	<0.001	
12/7/2005	<0.001	
6/24/2006	<0.001	
11/28/2006	<0.001	
7/6/2007	<0.001	
12/13/2007	<0.001	
6/20/2008	<0.001	
12/7/2008	<0.001	
7/10/2009	<0.001	
12/28/2009	<0.001	
6/22/2010	<0.001	
1/4/2011	<0.001	
7/9/2011	<0.001	
1/20/2012	<0.001	
7/11/2012	<0.001	
1/19/2013	<0.001	
7/18/2013	<0.001	
1/15/2014	<0.001	
6/19/2015	<0.001	
1/16/2016	<0.001	
4/20/2016	<0.001	
6/15/2016	<0.001	
8/10/2016	<0.001	
9/27/2016	<0.001	
11/15/2016	<0.001	
1/12/2017	<0.001	
3/1/2017	<0.001	
4/20/2017	<0.001	
7/20/2017	<0.001	
1/11/2018	<0.001	
7/12/2018	<0.001	
1/30/2019	<0.001	
3/27/2019	<0.001	
9/11/2019	0.00017 (J)	
4/1/2020	<0.001	
9/16/2020	<0.001	
3/16/2021	0.00022 (J)	
8/18/2021	<0.001	
2/23/2022	<0.001	
8/3/2022	<0.001	
2/7/2023	<0.001	
8/2/2023	<0.001	
2/8/2024		<0.001
8/14/2024		<0.001
2/5/2025		<0.001
8/6/2025		<0.001

ND substitution: RL or RL/2 if <15% NDs.

Prediction Limit

Constituent: Thallium (mg/L) Analysis Run 9/17/2025 5:17 PM View: Appendix I - Intrawell

Plant McIntosh Client: Southern Company Data: McIntosh LF 4

	GWC-19	GWC-19
12/8/2015	<0.001	
12/15/2015	<0.001	
12/28/2015	<0.001	
1/14/2016	7.9E-05 (J)	
1/26/2016	<0.001	
4/19/2016	<0.001	
6/16/2016	<0.001	
8/10/2016	<0.001	
9/28/2016	<0.001	
11/15/2016	<0.001	
1/16/2017	<0.001	
3/1/2017	<0.001	
4/25/2017	<0.001	
7/25/2017	<0.001	
1/12/2018	<0.001	
7/11/2018	<0.001	
1/29/2019	<0.001	
3/27/2019	<0.001	
9/11/2019	0.00019 (J)	
4/1/2020	<0.001	
9/16/2020	0.00026 (J)	
3/16/2021	<0.001	
8/19/2021	<0.001	
2/23/2022	<0.001	
8/3/2022	<0.001	
2/8/2023	<0.001	
8/2/2023	<0.001	
2/7/2024		<0.001
8/14/2024		<0.001
2/4/2025		<0.001
8/5/2025		<0.001

ND substitution: RL or RL/2 if <15% NDs.

Prediction Limit

Constituent: Thallium (mg/L) Analysis Run 9/17/2025 5:17 PM View: Appendix I - Intrawell

Plant McIntosh Client: Southern Company Data: McIntosh LF 4

	GWC-20	GWC-20
12/9/2015	0.0001 (J)	
12/14/2015	9E-05 (J)	
12/29/2015	0.0001 (J)	
1/14/2016	0.000118 (J)	
1/25/2016	0.000102 (J)	
4/21/2016	<0.001	
6/16/2016	5.2E-05 (J)	
8/10/2016	<0.001	
9/27/2016	<0.001	
11/15/2016	<0.001	
1/13/2017	<0.001	
3/1/2017	<0.001	
4/25/2017	<0.001	
7/25/2017	<0.001	
1/12/2018	<0.001	
7/11/2018	<0.001	
1/29/2019	<0.001	
3/27/2019	<0.001	
9/11/2019	0.00034 (J)	
4/1/2020	<0.001	
9/15/2020	<0.001	
3/16/2021	<0.001	
8/19/2021	<0.001	
2/22/2022	<0.001	
8/3/2022	<0.001	
2/8/2023	<0.001	
8/2/2023	<0.001	
2/7/2024		<0.001
8/14/2024		<0.001
2/5/2025		<0.001
8/5/2025		<0.001

ND substitution: RL or RL/2 if <15% NDs.

Prediction Limit

Constituent: Thallium (mg/L) Analysis Run 9/17/2025 5:17 PM View: Appendix I - Intrawell

Plant McIntosh Client: Southern Company Data: McIntosh LF 4

	GWC-21	GWC-21
12/9/2015	<0.001	
12/14/2015	<0.001	
12/29/2015	<0.001	
1/14/2016	<0.001	
1/25/2016	<0.001	
4/21/2016	<0.001	
6/16/2016	2.7E-05 (J)	
8/10/2016	<0.001	
9/27/2016	0.00016 (J)	
11/15/2016	<0.001	
1/12/2017	<0.001	
3/1/2017	<0.001	
4/24/2017	<0.001	
7/25/2017	<0.001	
1/11/2018	<0.001	
7/11/2018	<0.001	
1/30/2019	<0.001	
3/27/2019	<0.001	
9/11/2019	0.00041 (J)	
4/1/2020	<0.001	
9/15/2020	<0.001	
3/17/2021	<0.001	
8/19/2021	<0.001	
2/23/2022	<0.001	
8/4/2022	<0.001	
2/8/2023	<0.001	
8/3/2023	<0.001	
2/7/2024		<0.001
8/14/2024		<0.001
2/5/2025		<0.001
8/5/2025		<0.001

ND substitution: RL or RL/2 if <15% NDs.

Prediction Limit

Constituent: Thallium (mg/L) Analysis Run 9/17/2025 5:17 PM View: Appendix I - Intrawell

Plant McIntosh Client: Southern Company Data: McIntosh LF 4

	GWC-23	GWC-23
6/16/2016	<0.001	
8/10/2016	<0.001	
9/28/2016	<0.001	
11/16/2016	<0.001	
1/17/2017	<0.001	
3/2/2017	<0.001	
4/25/2017	<0.001	
7/13/2017	<0.001	
7/25/2017	9E-05 (J)	
1/12/2018	0.00011 (J)	
7/12/2018	0.0001 (J)	
1/30/2019	0.00016 (J)	
3/27/2019	0.00011 (J)	
9/11/2019	0.00034 (J)	
4/1/2020	<0.001	
9/15/2020	<0.001	
3/17/2021	<0.001	
8/19/2021	<0.001	
2/23/2022	<0.001	
8/4/2022	<0.001	
2/8/2023	<0.001	
8/3/2023	<0.001	
2/7/2024		<0.001
8/14/2024		<0.001
2/5/2025		<0.001
8/6/2025		0.00053 (J)

ND substitution: RL or RL/2 if <15% NDs.

Prediction Limit

Constituent: Thallium (mg/L) Analysis Run 9/17/2025 5:17 PM View: Appendix I - Intrawell

Plant McIntosh Client: Southern Company Data: McIntosh LF 4

	GWC-9	GWC-9
8/25/2004	<0.001	
9/11/2004	<0.001	
9/26/2004	<0.001	
10/13/2004	<0.001	
7/12/2005	<0.001	
12/8/2005	<0.001	
6/25/2006	<0.001	
11/29/2006	<0.001	
7/6/2007	<0.001	
12/13/2007	<0.001	
6/20/2008	<0.001	
12/7/2008	<0.001	
7/9/2009	<0.001	
12/29/2009	<0.001	
6/22/2010	<0.001	
1/5/2011	<0.001	
7/9/2011	<0.001	
1/21/2012	<0.001	
7/11/2012	<0.001	
1/19/2013	<0.001	
7/18/2013	<0.001	
1/15/2014	<0.001	
6/20/2015	<0.001	
1/14/2016	<0.001	
4/19/2016	<0.001	
6/15/2016	<0.001	
8/10/2016	<0.001	
9/27/2016	<0.001	
11/15/2016	<0.001	
1/13/2017	<0.001	
3/1/2017	<0.001	
4/24/2017	<0.001	
7/24/2017	<0.001	
1/12/2018	<0.001	
7/12/2018	<0.001	
1/30/2019	<0.001	
3/27/2019	<0.001	
9/11/2019	0.00023 (J)	
4/1/2020	<0.001	
9/16/2020	<0.001	
3/17/2021	<0.001	
8/19/2021	<0.001	
2/23/2022	<0.001	
8/3/2022	<0.001	
2/8/2023	<0.001	
8/2/2023	<0.001	
2/7/2024		<0.001
8/14/2024		<0.001
2/5/2025		<0.001
8/6/2025		<0.001

ND substitution: RL or RL/2 if <15% NDs.

Prediction Limit

Constituent: Vanadium (mg/L) Analysis Run 9/17/2025 5:17 PM View: Appendix I - Intrawell

Plant McIntosh Client: Southern Company Data: McIntosh LF 4

	GWA-2	GWA-2
8/25/2004	<0.005	
9/11/2004	<0.005	
9/26/2004	<0.005	
10/13/2004	<0.005	
7/11/2005	<0.005	
12/7/2005	<0.005	
6/23/2006	<0.005	
11/28/2006	<0.005	
6/19/2007	<0.005	
7/6/2007	<0.005	
12/13/2007	<0.005	
6/20/2008	<0.005	
12/7/2008	<0.005	
7/9/2009	<0.005	
12/28/2009	<0.005	
6/22/2010	<0.005	
1/4/2011	<0.005	
7/9/2011	<0.005	
1/21/2012	<0.005	
7/11/2012	0.0051	
1/20/2013	<0.005	
7/19/2013	<0.005	
1/15/2014	<0.005	
7/11/2014	<0.005	
1/16/2015	<0.005	
6/20/2015	<0.005	
1/16/2016	<0.005	
6/14/2016	0.00044 (J)	
1/10/2017	0.0014 (J)	
7/17/2017	<0.005	
1/10/2018	<0.005	
7/11/2018	<0.005	
1/29/2019	<0.005	
3/27/2019	0.0019 (J)	
9/11/2019	0.0014	
4/1/2020	<0.005	
9/15/2020	<0.005	
3/16/2021	<0.005	
8/17/2021	<0.005	
2/22/2022	0.001	
8/2/2022	<0.005	
2/7/2023	<0.005	
8/1/2023	<0.005	
2/6/2024		<0.005
8/15/2024		<0.005
2/4/2025		<0.005
8/5/2025		<0.005

ND substitution: RL or RL/2 if <15% NDs.

Prediction Limit

Constituent: Vanadium (mg/L) Analysis Run 9/17/2025 5:17 PM View: Appendix I - Intrawell

Plant McIntosh Client: Southern Company Data: McIntosh LF 4

	GWA-3	GWA-3
8/25/2004	<0.005	
9/11/2004	<0.005	
9/26/2004	<0.005	
10/13/2004	<0.005	
7/11/2005	<0.005	
12/7/2005	<0.005	
6/23/2006	<0.005	
11/28/2006	<0.005	
6/19/2007	0.0031	
7/6/2007	0.0031	
12/13/2007	<0.005	
6/20/2008	0.005	
12/7/2008	<0.005	
7/9/2009	<0.005	
12/28/2009	<0.005	
6/22/2010	<0.005	
1/5/2011	0.056 (O)	
7/9/2011	0.0033	
1/20/2012	<0.005	
7/11/2012	<0.005	
1/19/2013	<0.005	
7/18/2013	<0.005	
1/15/2014	<0.005	
7/11/2014	<0.005	
1/15/2015	<0.005	
6/19/2015	<0.005	
1/16/2016	<0.005	
6/14/2016	0.00027 (J)	
1/10/2017	0.0015 (J)	
7/18/2017	<0.005	
1/10/2018	<0.005	
7/11/2018	<0.005	
1/29/2019	<0.005	
3/27/2019	0.0047	
9/11/2019	0.0012	
4/1/2020	<0.005	
9/15/2020	<0.005	
3/16/2021	<0.005	
8/17/2021	<0.005	
2/22/2022	<0.005	
8/2/2022	<0.005	
2/7/2023	<0.005	
8/2/2023	<0.005	
2/6/2024		<0.005
8/13/2024		<0.005
2/4/2025		<0.005
8/6/2025		<0.005

ND substitution: RL or RL/2 if <15% NDs.

Prediction Limit

Constituent: Vanadium (mg/L) Analysis Run 9/17/2025 5:17 PM View: Appendix I - Intrawell

Plant McIntosh Client: Southern Company Data: McIntosh LF 4

	GWA-4A	GWA-4A
8/25/2004	<0.005	
9/11/2004	<0.005	
9/26/2004	<0.005	
10/13/2004	<0.005	
7/12/2005	<0.005	
12/8/2005	<0.005	
6/24/2006	<0.005	
11/28/2006	<0.005	
6/19/2007	<0.005	
12/13/2007	<0.005	
6/20/2008	0.0033	
12/7/2008	<0.005	
7/9/2009	<0.005	
12/30/2009	<0.005	
6/22/2010	<0.005	
1/4/2011	<0.005	
7/10/2011	<0.005	
1/21/2012	<0.005	
7/11/2012	<0.005	
1/20/2013	<0.005	
7/19/2013	<0.005	
1/16/2014	<0.005	
7/10/2014	<0.005	
1/16/2015	<0.005	
6/20/2015	<0.005	
1/14/2016	<0.005	
6/14/2016	0.00028 (J)	
1/10/2017	0.0014 (J)	
7/18/2017	<0.005	
1/10/2018	<0.005	
7/11/2018	<0.005	
1/29/2019	<0.005	
3/26/2019	0.0027	
9/10/2019	0.0018	
3/31/2020	<0.005	
9/16/2020	<0.005	
3/17/2021	<0.005	
8/19/2021	<0.005	
2/23/2022	<0.005	
8/3/2022	0.00097 (J)	
2/7/2023	<0.005	
8/1/2023	<0.005	
2/6/2024		<0.005
8/13/2024		<0.005
2/3/2025		<0.005
8/5/2025		<0.005

ND substitution: RL or RL/2 if <15% NDs.

Prediction Limit

Constituent: Vanadium (mg/L) Analysis Run 9/17/2025 5:17 PM View: Appendix I - Intrawell

Plant McIntosh Client: Southern Company Data: McIntosh LF 4

	GWA-5	GWA-5
8/25/2004	<0.005	
9/11/2004	<0.005	
9/26/2004	<0.005	
10/13/2004	<0.005	
7/12/2005	<0.005	
12/8/2005	<0.005	
6/24/2006	<0.005	
11/28/2006	<0.005	
6/19/2007	<0.005	
7/6/2007	<0.005	
12/14/2007	<0.005	
6/20/2008	<0.005	
12/7/2008	<0.005	
7/9/2009	<0.005	
12/29/2009	<0.005	
6/22/2010	<0.005	
1/4/2011	<0.005	
7/9/2011	<0.005	
1/21/2012	<0.005	
7/11/2012	<0.005	
1/19/2013	<0.005	
7/18/2013	<0.005	
1/15/2014	<0.005	
7/10/2014	<0.005	
1/15/2015	<0.005	
6/19/2015	0.0035 (J)	
1/14/2016	<0.005	
6/14/2016	0.00047 (J)	
1/11/2017	0.0016 (J)	
7/18/2017	<0.005	
1/10/2018	<0.005	
7/11/2018	<0.005	
1/29/2019	<0.005	
3/26/2019	0.0015 (J)	
9/10/2019	0.0018	
3/31/2020	<0.005	
9/15/2020	<0.005	
3/17/2021	<0.005	
8/19/2021	<0.005	
2/22/2022	<0.005	
8/2/2022	<0.005	
2/7/2023	<0.005	
8/1/2023	<0.005	
2/6/2024		<0.005
8/13/2024		<0.005
2/4/2025		<0.005
8/5/2025		<0.005

ND substitution: RL or RL/2 if <15% NDs.

Prediction Limit

Constituent: Vanadium (mg/L) Analysis Run 9/17/2025 5:17 PM View: Appendix I - Intrawell

Plant McIntosh Client: Southern Company Data: McIntosh LF 4

	GWA-13	GWA-13
6/22/2010	<0.005	
12/7/2015	<0.005	
12/15/2015	<0.005	
12/29/2015	<0.005	
1/13/2016	<0.005	
1/25/2016	<0.005	
6/14/2016	0.00055 (J)	
1/12/2017	0.0018 (J)	
7/18/2017	<0.005	
1/10/2018	<0.005	
7/11/2018	<0.005	
1/29/2019	0.0018 (J)	
3/26/2019	<0.005	
9/10/2019	0.0027	
12/17/2019	0.0012	
3/31/2020	<0.005	
9/15/2020	<0.005	
3/16/2021	<0.005	
8/18/2021	<0.005	
2/22/2022	<0.005	
8/2/2022	<0.005	
2/6/2023	<0.005	
8/1/2023	<0.005	
2/6/2024		<0.005
8/13/2024		<0.005
2/4/2025		<0.005
8/5/2025		<0.005

ND substitution: RL or RL/2 if <15% NDs.

Prediction Limit

Constituent: Vanadium (mg/L) Analysis Run 9/17/2025 5:17 PM View: Appendix I - Intrawell

Plant McIntosh Client: Southern Company Data: McIntosh LF 4

	GWA-14	GWA-14
7/12/2012	<0.005	
12/7/2015	<0.005	
12/15/2015	<0.005	
12/29/2015	<0.005	
1/13/2016	<0.005	
1/25/2016	<0.005	
6/14/2016	0.00033 (J)	
1/11/2017	<0.005	
7/19/2017	<0.005	
1/11/2018	<0.005	
7/11/2018	<0.005	
1/29/2019	<0.005	
3/26/2019	<0.005	
9/10/2019	0.002	
4/1/2020	<0.005	
9/15/2020	<0.005	
3/16/2021	<0.005	
8/17/2021	<0.005	
2/22/2022	<0.005	
8/2/2022	<0.005	
2/7/2023	<0.005	
8/2/2023	<0.005	
2/6/2024		<0.005
8/13/2024		<0.005
2/4/2025		<0.005
8/4/2025		<0.005

ND substitution: RL or RL/2 if <15% NDs.

Prediction Limit

Constituent: Vanadium (mg/L) Analysis Run 9/17/2025 5:17 PM View: Appendix I - Intrawell

Plant McIntosh Client: Southern Company Data: McIntosh LF 4

	GWA-15	GWA-15
12/7/2015	<0.005	
12/15/2015	<0.005	
12/28/2015	<0.005	
1/13/2016	<0.005	
1/25/2016	<0.005	
6/15/2016	0.0003 (J)	
1/11/2017	0.0017 (J)	
7/19/2017	<0.005	
1/11/2018	<0.005	
7/11/2018	<0.005	
1/29/2019	<0.005	
3/26/2019	0.0041	
9/11/2019	0.0016	
4/1/2020	<0.005	
9/15/2020	<0.005	
3/17/2021	<0.005	
8/19/2021	<0.005	
2/22/2022	<0.005	
8/2/2022	<0.005	
2/7/2023	<0.005	
8/1/2023	<0.005	
2/6/2024		<0.005
8/13/2024		<0.005
2/4/2025		<0.005
8/5/2025		<0.005

ND substitution: RL or RL/2 if <15% NDs.

Prediction Limit

Constituent: Vanadium (mg/L) Analysis Run 9/17/2025 5:17 PM View: Appendix I - Intrawell

Plant McIntosh Client: Southern Company Data: McIntosh LF 4

	GWA-16	GWA-16
12/7/2015	<0.005	
12/14/2015	<0.005	
12/28/2015	<0.005	
1/13/2016	<0.005	
1/25/2016	<0.005	
6/15/2016	0.00015 (J)	
1/11/2017	0.0015 (J)	
7/19/2017	<0.005	
1/11/2018	<0.005	
7/11/2018	<0.005	
1/29/2019	<0.005	
3/26/2019	0.0019 (J)	
9/10/2019	0.0019	
4/1/2020	<0.005	
9/15/2020	<0.005	
3/16/2021	<0.005	
8/17/2021	<0.005	
2/22/2022	<0.005	
8/2/2022	<0.005	
2/7/2023	<0.005	
8/1/2023	<0.005	
2/6/2024		0.00063 (J)
8/13/2024		<0.005
2/4/2025		<0.005
8/5/2025		<0.005

ND substitution: RL or RL/2 if <15% NDs.

Prediction Limit

Constituent: Vanadium (mg/L) Analysis Run 9/17/2025 5:17 PM View: Appendix I - Intrawell

Plant McIntosh Client: Southern Company Data: McIntosh LF 4

	GWC-17	GWC-17
1/20/2012	<0.005	
12/8/2015	<0.005	
12/14/2015	<0.005	
12/28/2015	<0.005	
1/13/2016	<0.005	
1/26/2016	<0.005	
6/15/2016	0.00047 (J)	
1/11/2017	<0.005	
7/19/2017	<0.005	
1/11/2018	<0.005	
7/11/2018	<0.005	
1/29/2019	<0.005	
3/27/2019	0.004	
9/11/2019	0.0018	
4/1/2020	<0.005	
9/15/2020	<0.005	
3/16/2021	<0.005	
8/19/2021	0.0013	
2/22/2022	<0.005	
8/2/2022	<0.005	
2/8/2023	<0.005	
8/2/2023	<0.005	
2/6/2024		0.00082 (J)
8/13/2024		<0.005
2/4/2025		<0.005
8/5/2025		<0.005

ND substitution: RL or RL/2 if <15% NDs.

Prediction Limit

Constituent: Vanadium (mg/L) Analysis Run 9/17/2025 5:17 PM View: Appendix I - Intrawell

Plant McIntosh Client: Southern Company Data: McIntosh LF 4

	GWC-18	GWC-18
1/21/2012	<0.01	
12/8/2015	0.0023 (J)	
12/14/2015	0.0028 (J)	
12/28/2015	0.0024 (J)	
1/14/2016	0.0022 (J)	
1/26/2016	0.0022 (J)	
6/16/2016	0.0041 (J)	
1/11/2017	0.003	
7/25/2017	0.0055	
1/12/2018	0.0022 (J)	
7/11/2018	0.0016 (J)	
1/30/2019	0.0042	
3/27/2019	0.0074	
9/11/2019	0.0037	
4/1/2020	0.0024	
9/15/2020	0.0022	
3/17/2021	0.0026	
8/19/2021	0.003	
2/23/2022	0.0025	
8/2/2022	0.0028	
2/7/2023	0.0038	
8/2/2023	0.0031	
2/7/2024		0.0034
8/14/2024		0.0028
2/5/2025		0.0026
8/6/2025		0.0027 (J)

ND substitution: RL or RL/2 if <15% NDs.

Prediction Limit

Constituent: Vanadium (mg/L) Analysis Run 9/17/2025 5:17 PM View: Appendix I - Intrawell

Plant McIntosh Client: Southern Company Data: McIntosh LF 4

	GWC-1	GWC-1
8/25/2004	<0.005	
9/11/2004	<0.005	
9/26/2004	<0.005	
7/11/2005	<0.005	
12/7/2005	<0.005	
6/24/2006	<0.005	
11/29/2006	<0.005	
6/20/2007	<0.005	
7/6/2007	<0.005	
12/13/2007	<0.005	
6/20/2008	<0.005	
12/7/2008	<0.005	
7/9/2009	<0.005	
12/28/2009	<0.005	
6/22/2010	<0.005	
1/4/2011	<0.005	
7/9/2011	0.0032	
1/21/2012	<0.005	
7/11/2012	<0.005	
1/20/2013	<0.005	
7/19/2013	<0.005	
1/15/2014	<0.005	
7/11/2014	<0.005	
1/16/2015	<0.005	
6/20/2015	0.0017 (J)	
1/16/2016	<0.005	
6/15/2016	0.00031 (J)	
1/12/2017	0.0031	
7/19/2017	<0.005	
1/11/2018	<0.005	
7/12/2018	<0.005	
1/30/2019	0.0012 (J)	
3/27/2019	<0.005	
9/11/2019	0.0013	
4/1/2020	<0.005	
9/15/2020	<0.005	
3/16/2021	<0.005	
8/18/2021	0.0011	
2/23/2022	<0.005	
8/3/2022	<0.005	
2/7/2023	<0.005	
8/2/2023	0.00084 (J)	
2/7/2024		<0.005
8/14/2024		<0.005
2/5/2025		<0.005
8/6/2025		<0.005

ND substitution: RL or RL/2 if <15% NDs.

Prediction Limit

Constituent: Vanadium (mg/L) Analysis Run 9/17/2025 5:17 PM View: Appendix I - Intrawell

Plant McIntosh Client: Southern Company Data: McIntosh LF 4

	GWC-10	GWC-10
8/25/2004	<0.005	
9/11/2004	<0.005	
9/26/2004	<0.005	
10/13/2004	<0.005	
7/12/2005	<0.005	
12/7/2005	<0.005	
6/24/2006	<0.005	
11/29/2006	<0.005	
6/20/2007	<0.005	
7/6/2007	<0.005	
12/13/2007	<0.005	
6/20/2008	<0.005	
12/7/2008	<0.005	
7/10/2009	<0.005	
12/29/2009	<0.005	
6/22/2010	<0.005	
1/4/2011	<0.005	
7/10/2011	<0.005	
1/21/2012	<0.005	
7/11/2012	<0.005	
1/20/2013	<0.005	
7/19/2013	<0.005	
7/20/2013	<0.005	
1/16/2014	<0.005	
7/10/2014	<0.005	
1/16/2015	0.00098 (J)	
6/20/2015	0.0019 (J)	
1/16/2016	0.0008 (J)	
6/16/2016	0.0011 (J)	
1/12/2017	0.0087 (O)	
7/24/2017	0.0027	
1/11/2018	<0.005	
7/12/2018	<0.005	
1/30/2019	0.0027	
3/27/2019	0.0065 (O)	
9/11/2019	0.0022	
4/1/2020	0.0012	
9/15/2020	<0.005	
3/16/2021	0.0013	
8/18/2021	0.0015	
2/23/2022	0.0011	
8/3/2022	0.002	
2/8/2023	0.001 (J)	
8/2/2023	0.00096 (J)	
2/7/2024		0.0015 (J)
8/14/2024		<0.005
2/4/2025		0.00064 (J)
8/6/2025		<0.005

ND substitution: RL or RL/2 if <15% NDs.

Prediction Limit

Constituent: Vanadium (mg/L) Analysis Run 9/17/2025 5:17 PM View: Appendix I - Intrawell

Plant McIntosh Client: Southern Company Data: McIntosh LF 4

	GWC-11	GWC-11
8/25/2004	<0.005	
9/11/2004	<0.005	
9/26/2004	<0.005	
10/13/2004	<0.005	
7/12/2005	<0.005	
12/7/2005	<0.005	
6/25/2006	<0.005	
11/28/2006	<0.005	
6/21/2007	<0.005	
7/6/2007	<0.005	
12/14/2007	<0.005	
6/20/2008	0.0093 (O)	
12/7/2008	<0.005	
7/10/2009	<0.005	
12/29/2009	<0.005	
6/22/2010	0.0025	
1/5/2011	<0.005	
7/9/2011	<0.005	
1/21/2012	<0.005	
7/11/2012	<0.005	
1/19/2013	<0.005	
7/19/2013	<0.005	
1/15/2014	<0.005	
7/11/2014	0.001 (J)	
1/16/2015	0.00089 (J)	
6/20/2015	0.0017 (J)	
1/14/2016	0.0017 (J)	
6/15/2016	0.0018 (J)	
1/12/2017	0.01 (O)	
7/24/2017	0.0015 (J)	
1/11/2018	<0.005	
7/12/2018	<0.005	
1/30/2019	0.0024 (J)	
3/27/2019	0.0016 (J)	
9/11/2019	0.0025	
4/2/2020	0.0016	
9/15/2020	0.001	
3/17/2021	0.0015	
8/18/2021	0.0018	
2/23/2022	0.0013	
8/2/2022	0.0014	
2/8/2023	0.00095 (J)	
8/2/2023	0.0015 (J)	
2/7/2024		0.0016 (J)
8/14/2024		0.0011 (J)
2/5/2025		0.00086 (J)
8/6/2025		<0.005

ND substitution: RL or RL/2 if <15% NDs.

Prediction Limit

Constituent: Vanadium (mg/L) Analysis Run 9/17/2025 5:17 PM View: Appendix I - Intrawell

Plant McIntosh Client: Southern Company Data: McIntosh LF 4

	GWC-12	GWC-12
8/25/2004	<0.005	
9/11/2004	<0.005	
9/26/2004	<0.005	
10/13/2004	<0.005	
7/11/2005	<0.005	
12/7/2005	<0.005	
6/24/2006	<0.005	
11/28/2006	<0.005	
6/20/2007	<0.005	
7/6/2007	<0.005	
12/13/2007	<0.005	
6/20/2008	<0.005	
12/7/2008	<0.005	
7/10/2009	<0.005	
12/28/2009	<0.005	
6/22/2010	<0.005	
1/4/2011	<0.005	
7/9/2011	<0.005	
1/20/2012	<0.005	
7/11/2012	<0.005	
1/19/2013	<0.005	
7/18/2013	<0.005	
1/15/2014	<0.005	
7/11/2014	<0.005	
1/15/2015	<0.005	
6/19/2015	<0.005	
1/16/2016	<0.005	
6/15/2016	0.0004 (J)	
1/12/2017	0.0075 (O)	
7/20/2017	0.0015 (J)	
1/11/2018	<0.005	
7/12/2018	<0.005	
1/30/2019	0.0016 (J)	
3/27/2019	0.0078 (O)	
9/11/2019	0.0011	
4/1/2020	<0.005	
9/16/2020	<0.005	
3/16/2021	<0.005	
8/18/2021	<0.005	
2/23/2022	<0.005	
8/3/2022	0.0016	
2/7/2023	<0.005	
8/2/2023	<0.005	
2/8/2024		<0.005
8/14/2024		<0.005
2/5/2025		<0.005
8/6/2025		<0.005

ND substitution: RL or RL/2 if <15% NDs.

Prediction Limit

Constituent: Vanadium (mg/L) Analysis Run 9/17/2025 5:17 PM View: Appendix I - Intrawell

Plant McIntosh Client: Southern Company Data: McIntosh LF 4

	GWC-19	GWC-19
12/8/2015	0.0023 (J)	
12/15/2015	0.0016 (J)	
12/28/2015	0.0013 (J)	
1/14/2016	0.0014 (J)	
1/26/2016	0.0013 (J)	
6/16/2016	0.00092 (J)	
1/16/2017	0.0067	
7/25/2017	0.0035	
1/12/2018	<0.005	
7/11/2018	<0.005	
1/29/2019	<0.005	
3/27/2019	<0.005	
9/11/2019	0.0023	
4/1/2020	<0.005	
9/16/2020	<0.005	
3/16/2021	<0.005	
8/19/2021	0.0015	
2/23/2022	0.00088 (J)	
8/3/2022	0.0022	
2/8/2023	0.00088 (J)	
8/2/2023	<0.005	
2/7/2024		0.0011 (J)
8/14/2024		<0.005
2/4/2025		0.002
8/5/2025		<0.005

ND substitution: RL or RL/2 if <15% NDs.

Prediction Limit

Constituent: Vanadium (mg/L) Analysis Run 9/17/2025 5:17 PM View: Appendix I - Intrawell

Plant McIntosh Client: Southern Company Data: McIntosh LF 4

	GWC-20	GWC-20
12/9/2015	<0.005	
12/14/2015	<0.005	
12/29/2015	<0.005	
1/14/2016	<0.005	
1/25/2016	<0.005	
6/16/2016	0.00054 (J)	
1/13/2017	0.0074	
7/25/2017	0.0034	
1/12/2018	<0.005	
7/11/2018	<0.005	
1/29/2019	<0.005	
3/27/2019	0.0031	
9/11/2019	0.0018	
4/1/2020	<0.005	
9/15/2020	<0.005	
3/16/2021	<0.005	
8/19/2021	<0.005	
2/22/2022	<0.005	
8/3/2022	0.0017	
2/8/2023	<0.005	
8/2/2023	<0.005	
2/7/2024		0.00081 (J)
8/14/2024		<0.005
2/5/2025		<0.005
8/5/2025		<0.005

ND substitution: RL or RL/2 if <15% NDs.

Prediction Limit

Constituent: Vanadium (mg/L) Analysis Run 9/17/2025 5:17 PM View: Appendix I - Intrawell

Plant McIntosh Client: Southern Company Data: McIntosh LF 4

	GWC-21	GWC-21
12/9/2015	<0.005	
12/14/2015	<0.005	
12/29/2015	<0.005	
1/14/2016	<0.005	
1/25/2016	<0.005	
6/16/2016	0.00048 (J)	
1/12/2017	0.0058	
7/25/2017	0.0029	
1/11/2018	<0.005	
7/11/2018	<0.005	
1/30/2019	0.0014 (J)	
3/27/2019	0.0049	
9/11/2019	0.0015	
4/1/2020	<0.005	
9/15/2020	<0.005	
3/17/2021	<0.005	
8/19/2021	0.001	
2/23/2022	<0.005	
8/4/2022	0.0019	
2/8/2023	<0.005	
8/3/2023	<0.005	
2/7/2024		<0.005
8/14/2024		<0.005
2/5/2025		0.0015 (J)
8/5/2025		<0.005

ND substitution: RL or RL/2 if <15% NDs.

Prediction Limit

Constituent: Vanadium (mg/L) Analysis Run 9/17/2025 5:17 PM View: Appendix I - Intrawell

Plant McIntosh Client: Southern Company Data: McIntosh LF 4

	GWC-23	GWC-23
6/16/2016	0.00063 (J)	
1/17/2017	0.0026	
7/25/2017	0.003	
1/12/2018	<0.005	
7/12/2018	<0.005	
1/30/2019	<0.005	
3/27/2019	0.0055	
9/11/2019	0.0015	
4/1/2020	<0.005	
9/15/2020	<0.005	
3/17/2021	<0.005	
8/19/2021	0.0011	
2/23/2022	<0.005	
8/4/2022	0.00095 (J)	
2/8/2023	<0.005	
8/3/2023	0.0007 (J)	
2/7/2024		0.00083 (J)
8/14/2024		<0.005
2/5/2025		<0.005
8/6/2025		<0.005

ND substitution: RL or RL/2 if <15% NDs.

Prediction Limit

Constituent: Vanadium (mg/L) Analysis Run 9/17/2025 5:17 PM View: Appendix I - Intrawell

Plant McIntosh Client: Southern Company Data: McIntosh LF 4

	GWC-9	GWC-9
8/25/2004	<0.005	
9/11/2004	<0.005	
9/26/2004	<0.005	
10/13/2004	<0.005	
7/12/2005	<0.005	
12/8/2005	<0.005	
6/25/2006	<0.005	
11/29/2006	<0.005	
6/20/2007	<0.005	
7/6/2007	<0.005	
12/13/2007	<0.005	
6/20/2008	0.0037	
12/7/2008	<0.005	
7/9/2009	<0.005	
12/29/2009	<0.005	
6/22/2010	<0.005	
1/5/2011	<0.005	
7/9/2011	<0.005	
1/21/2012	<0.005	
7/11/2012	<0.005	
1/19/2013	<0.005	
7/18/2013	<0.005	
1/15/2014	<0.005	
7/10/2014	<0.005	
1/16/2015	<0.005	
6/20/2015	<0.005	
1/14/2016	<0.005	
6/15/2016	0.00019 (J)	
1/13/2017	0.0091 (O)	
7/24/2017	0.0027	
1/12/2018	<0.005	
7/12/2018	<0.005	
1/30/2019	<0.005	
3/27/2019	0.006	
9/11/2019	0.0015	
4/1/2020	<0.005	
9/16/2020	<0.005	
3/17/2021	<0.005	
8/19/2021	<0.005	
2/23/2022	<0.005	
8/3/2022	0.0016	
2/8/2023	<0.005	
8/2/2023	<0.005	
2/7/2024		0.001 (J)
8/14/2024		<0.005
2/5/2025		<0.005
8/6/2025		<0.005

ND substitution: RL or RL/2 if <15% NDs.

Prediction Limit

Constituent: Zinc (mg/L) Analysis Run 9/17/2025 5:17 PM View: Appendix I - Intrawell

Plant McIntosh Client: Southern Company Data: McIntosh LF 4

	GWA-2	GWA-2
8/25/2004	0.014	
9/11/2004	<0.01	
9/26/2004	<0.01	
10/13/2004	<0.01	
7/11/2005	<0.01	
12/7/2005	<0.01	
6/23/2006	0.0041	
11/28/2006	0.0033	
6/19/2007	0.0036	
7/6/2007	0.0036	
12/13/2007	<0.01	
6/20/2008	0.0045	
12/7/2008	0.0031	
7/9/2009	0.004	
12/28/2009	0.0027	
6/22/2010	0.0028	
1/4/2011	0.0027	
7/9/2011	0.0051	
1/21/2012	0.004	
7/11/2012	0.0075	
1/20/2013	0.0034	
7/19/2013	<0.01	
1/15/2014	0.0049	
7/11/2014	0.0038	
1/16/2015	0.0032	
6/20/2015	0.0042	
1/16/2016	0.0042	
6/14/2016	0.0043 (J)	
1/10/2017	0.0084 (J)	
7/17/2017	<0.01	
1/10/2018	<0.01	
7/11/2018	<0.01	
1/29/2019	0.0064 (J)	
3/27/2019	<0.01	
9/11/2019	0.0089	
4/1/2020	0.0066	
9/15/2020	0.0049 (J)	
3/16/2021	0.0045 (J)	
8/17/2021	0.004 (J)	
2/22/2022	0.0055	
8/2/2022	0.0074	
2/7/2023	0.0051	
8/1/2023	0.0061	
2/6/2024		0.0041 (J)
8/15/2024		0.029
2/4/2025		0.0063
8/5/2025		<0.01

ND substitution: RL or RL/2 if <15% NDs.

Prediction Limit

Constituent: Zinc (mg/L) Analysis Run 9/17/2025 5:17 PM View: Appendix I - Intrawell

Plant McIntosh Client: Southern Company Data: McIntosh LF 4

	GWA-3	GWA-3
8/25/2004	<0.01	
9/11/2004	<0.01	
9/26/2004	<0.01	
10/13/2004	<0.01	
7/11/2005	<0.01	
12/7/2005	<0.01	
6/23/2006	0.0042	
11/28/2006	0.0048	
6/19/2007	0.045	
7/6/2007	0.045	
12/13/2007	0.005	
6/20/2008	0.012	
12/7/2008	0.042	
7/9/2009	0.0038	
12/28/2009	<0.01	
6/22/2010	<0.01	
1/5/2011	0.057 (O)	
7/9/2011	0.0085	
1/20/2012	0.0057	
7/11/2012	<0.01	
1/19/2013	<0.01	
7/18/2013	0.0028	
1/15/2014	0.0047	
7/11/2014	0.0025	
1/15/2015	0.002 (J)	
6/19/2015	0.0019 (J)	
1/16/2016	0.0033	
6/14/2016	0.0028 (J)	
1/10/2017	0.0079 (J)	
7/18/2017	<0.01	
1/10/2018	<0.01	
7/11/2018	<0.01	
1/29/2019	<0.01	
3/27/2019	<0.01	
9/11/2019	0.012	
4/1/2020	<0.01	
9/15/2020	<0.01	
3/16/2021	0.0035 (J)	
8/17/2021	<0.01	
2/22/2022	<0.01	
8/2/2022	0.033	
2/7/2023	0.0032 (J)	
8/2/2023	<0.01	
2/6/2024		<0.01
8/13/2024		0.0047 (J)
2/4/2025		0.0031 (J)
8/6/2025		<0.01

ND substitution: RL or RL/2 if <15% NDs.

Prediction Limit

Constituent: Zinc (mg/L) Analysis Run 9/17/2025 5:17 PM View: Appendix I - Intrawell

Plant McIntosh Client: Southern Company Data: McIntosh LF 4

	GWA-4A	GWA-4A
8/25/2004	<0.01	
9/11/2004	<0.01	
9/26/2004	<0.01	
10/13/2004	<0.01	
7/12/2005	<0.01	
12/8/2005	0.06 (O)	
6/24/2006	0.0061	
11/28/2006	0.0064	
6/19/2007	0.011	
12/13/2007	0.0061	
6/20/2008	0.009	
12/7/2008	0.0071	
7/9/2009	0.0059	
12/30/2009	0.0038	
6/22/2010	0.0044	
1/4/2011	0.0038	
7/10/2011	0.005	
1/21/2012	0.0074	
7/11/2012	0.0047	
1/20/2013	<0.01	
7/19/2013	0.0032	
1/16/2014	0.019	
7/10/2014	0.0038	
1/16/2015	0.0045	
6/20/2015	0.0023 (J)	
1/14/2016	0.0024 (J)	
6/14/2016	0.0053 (J)	
1/10/2017	<0.01	
7/18/2017	<0.01	
1/10/2018	<0.01	
7/11/2018	0.0098 (J)	
1/29/2019	0.0064 (J)	
3/26/2019	0.01 (J)	
9/10/2019	0.012	
3/31/2020	0.013	
9/16/2020	0.011	
3/17/2021	0.0039 (J)	
8/19/2021	0.004 (J)	
2/23/2022	<0.01	
8/3/2022	0.012	
2/7/2023	0.0031 (J)	
8/1/2023	0.0047 (J)	
2/6/2024		0.0029 (J)
8/13/2024		0.0031 (J)
2/3/2025		0.0039 (J)
8/5/2025		<0.01

ND substitution: RL or RL/2 if <15% NDs.

Prediction Limit

Constituent: Zinc (mg/L) Analysis Run 9/17/2025 5:17 PM View: Appendix I - Intrawell

Plant McIntosh Client: Southern Company Data: McIntosh LF 4

	GWA-5	GWA-5
8/25/2004	0.017	
9/11/2004	<0.01	
9/26/2004	<0.01	
10/13/2004	<0.01	
7/12/2005	<0.01	
12/8/2005	<0.01	
6/24/2006	0.0033	
11/28/2006	0.0034	
6/19/2007	0.0037	
7/6/2007	0.0037	
12/14/2007	<0.01	
6/20/2008	0.0042	
12/7/2008	0.0049	
7/9/2009	0.0032	
12/29/2009	0.0031	
6/22/2010	<0.01	
1/4/2011	0.0029	
7/9/2011	0.0038	
1/21/2012	0.0057	
7/11/2012	0.0032	
1/19/2013	0.0032	
7/18/2013	0.0027	
1/15/2014	0.0059	
7/10/2014	0.0064	
1/15/2015	0.0024 (J)	
6/19/2015	0.0057	
1/14/2016	0.0022 (J)	
6/14/2016	0.0028 (J)	
1/11/2017	0.013 (J)	
7/18/2017	<0.01	
1/10/2018	<0.01	
7/11/2018	<0.01	
1/29/2019	0.0027 (J)	
3/26/2019	<0.01	
9/10/2019	0.022	
12/18/2019	0.0051	
3/31/2020	<0.01	
9/15/2020	0.0049 (J)	
3/17/2021	0.0041 (J)	
8/19/2021	<0.01	
2/22/2022	<0.01	
8/2/2022	0.0051	
2/7/2023	0.0037 (J)	
8/1/2023	0.0028 (J)	
2/6/2024		<0.01
8/13/2024		0.0031 (J)
2/4/2025		0.0057
8/5/2025		<0.01

ND substitution: RL or RL/2 if <15% NDs.

Prediction Limit

Constituent: Zinc (mg/L) Analysis Run 9/17/2025 5:17 PM View: Appendix I - Intrawell

Plant McIntosh Client: Southern Company Data: McIntosh LF 4

	GWA-13	GWA-13
6/22/2010	<0.01	
1/20/2012	0.0059	
12/7/2015	0.0034	
12/15/2015	0.003	
12/29/2015	0.0028	
1/13/2016	0.0025	
1/25/2016	0.0022 (J)	
6/14/2016	0.0042 (J)	
1/12/2017	<0.01	
7/18/2017	<0.01	
1/10/2018	<0.01	
7/11/2018	<0.01	
1/29/2019	<0.01	
3/26/2019	<0.01	
9/10/2019	0.0061	
3/31/2020	<0.01	
9/15/2020	0.0037 (J)	
3/16/2021	<0.01	
8/18/2021	<0.01	
2/22/2022	<0.01	
8/2/2022	<0.01	
2/6/2023	<0.01	
8/1/2023	0.0032 (J)	
2/6/2024		0.0045 (J)
8/13/2024		<0.01
2/4/2025		0.0033 (J)
8/5/2025		<0.01

ND substitution: RL or RL/2 if <15% NDs.

Prediction Limit

Constituent: Zinc (mg/L) Analysis Run 9/17/2025 5:17 PM View: Appendix I - Intrawell

Plant McIntosh Client: Southern Company Data: McIntosh LF 4

	GWA-14	GWA-14
7/12/2012	0.0035	
12/7/2015	0.0044	
12/15/2015	0.0031	
12/29/2015	0.0028	
1/13/2016	0.0028	
1/25/2016	0.0034	
6/14/2016	0.0036 (J)	
1/11/2017	0.013 (J)	
7/19/2017	<0.01	
1/11/2018	<0.01	
7/11/2018	<0.01	
1/29/2019	0.0048 (J)	
3/26/2019	<0.01	
9/10/2019	0.0069	
4/1/2020	<0.01	
9/15/2020	0.024	
3/16/2021	0.007	
8/17/2021	<0.01	
2/22/2022	0.0054	
8/2/2022	0.0042 (J)	
2/7/2023	0.0031 (J)	
8/2/2023	0.003 (J)	
2/6/2024		0.0028 (J)
8/13/2024		<0.01
2/4/2025		0.0049 (J)
8/4/2025		<0.01

ND substitution: RL or RL/2 if <15% NDs.

Prediction Limit

Constituent: Zinc (mg/L) Analysis Run 9/17/2025 5:17 PM View: Appendix I - Intrawell

Plant McIntosh Client: Southern Company Data: McIntosh LF 4

	GWA-15	GWA-15
12/7/2015	0.0052	
12/15/2015	0.0046	
12/28/2015	0.0042	
1/13/2016	0.0038	
1/25/2016	0.0036	
6/15/2016	0.0028 (J)	
1/11/2017	0.014 (J)	
7/19/2017	<0.01	
1/11/2018	<0.01	
7/11/2018	<0.01	
1/29/2019	0.0059 (J)	
3/26/2019	<0.01	
9/11/2019	0.0062	
4/1/2020	<0.01	
9/15/2020	0.0033 (J)	
3/17/2021	0.0063	
8/19/2021	<0.01	
2/22/2022	0.0057	
8/2/2022	0.0039 (J)	
2/7/2023	<0.01	
8/1/2023	0.0029 (J)	
2/6/2024		0.0041 (J)
8/13/2024		0.0035 (J)
2/4/2025		0.0028 (J)
8/5/2025		<0.01

ND substitution: RL or RL/2 if <15% NDs.

Prediction Limit

Constituent: Zinc (mg/L) Analysis Run 9/17/2025 5:17 PM View: Appendix I - Intrawell

Plant McIntosh Client: Southern Company Data: McIntosh LF 4

	GWA-16	GWA-16
12/7/2015	0.0048	
12/14/2015	0.0038	
12/28/2015	0.0042	
1/13/2016	0.0036	
1/25/2016	0.0033	
6/15/2016	0.0032 (J)	
1/11/2017	<0.01	
7/19/2017	<0.01	
1/11/2018	<0.01	
7/11/2018	<0.01	
1/29/2019	0.0024 (J)	
3/26/2019	<0.01	
9/10/2019	0.006	
4/1/2020	<0.01	
9/15/2020	0.0033 (J)	
3/16/2021	0.005	
8/17/2021	<0.01	
2/22/2022	0.0076	
8/2/2022	0.0032 (J)	
2/7/2023	0.0063	
8/1/2023	0.0032 (J)	
2/6/2024		0.0029 (J)
8/13/2024		0.0077
2/4/2025		0.0034 (J)
8/5/2025		<0.01

ND substitution: RL or RL/2 if <15% NDs.

Prediction Limit

Constituent: Zinc (mg/L) Analysis Run 9/17/2025 5:17 PM View: Appendix I - Intrawell

Plant McIntosh Client: Southern Company Data: McIntosh LF 4

	GWC-17	GWC-17
1/20/2012	0.0032	
12/8/2015	0.0058	
12/14/2015	0.006	
12/28/2015	0.0058	
1/13/2016	0.0056	
1/26/2016	0.0046	
6/15/2016	0.0053 (J)	
1/11/2017	0.018 (J)	
7/19/2017	<0.01	
1/11/2018	<0.01	
7/11/2018	<0.01	
1/29/2019	0.0059 (J)	
3/27/2019	<0.01	
9/11/2019	0.013	
4/1/2020	0.005	
9/15/2020	0.0052	
3/16/2021	0.006	
8/19/2021	0.013	
2/22/2022	0.0046 (J)	
8/2/2022	0.0074	
2/8/2023	0.0061	
8/2/2023	0.012	
2/6/2024		0.005
8/13/2024		0.0056
2/4/2025		0.0067
8/5/2025		<0.01

ND substitution: RL or RL/2 if <15% NDs.

Prediction Limit

Constituent: Zinc (mg/L) Analysis Run 9/17/2025 5:17 PM View: Appendix I - Intrawell

Plant McIntosh Client: Southern Company Data: McIntosh LF 4

	GWC-18	GWC-18
1/21/2012	0.0042	
12/8/2015	0.0017 (J)	
12/14/2015	0.0028	
12/28/2015	0.0024 (J)	
1/14/2016	0.0036	
1/26/2016	0.0036	
6/16/2016	0.0052 (J)	
1/11/2017	0.025	
7/25/2017	<0.01	
1/12/2018	<0.01	
7/11/2018	<0.01	
1/30/2019	0.5 (O)	
3/27/2019	<0.01	
9/11/2019	0.0058	
4/1/2020	<0.01	
9/15/2020	0.0032 (J)	
3/17/2021	0.0032 (J)	
8/19/2021	0.015	
2/23/2022	<0.01	
8/2/2022	0.0058	
2/7/2023	0.0032 (J)	
8/2/2023	0.0044 (J)	
2/7/2024		<0.01
8/14/2024		<0.01
2/5/2025		0.0028 (J)
8/6/2025		<0.01

ND substitution: RL or RL/2 if <15% NDs.

Prediction Limit

Constituent: Zinc (mg/L) Analysis Run 9/17/2025 5:17 PM View: Appendix I - Intrawell

Plant McIntosh Client: Southern Company Data: McIntosh LF 4

	GWC-1	GWC-1
8/25/2004	0.012	
9/11/2004	<0.01	
9/26/2004	<0.01	
7/11/2005	<0.01	
12/7/2005	0.015	
6/24/2006	0.0044	
11/29/2006	0.0034	
6/20/2007	0.0029	
7/6/2007	0.0029	
12/13/2007	<0.01	
6/20/2008	0.0035	
12/7/2008	0.0036	
7/9/2009	0.0032	
12/28/2009	0.0032	
6/22/2010	0.0032	
1/4/2011	<0.01	
7/9/2011	0.0076	
1/21/2012	0.0034	
7/11/2012	0.0028	
1/20/2013	0.0032	
7/19/2013	0.0028	
1/15/2014	0.0047	
7/11/2014	0.0041	
1/16/2015	0.0035	
6/20/2015	0.0043	
1/16/2016	0.002 (J)	
6/15/2016	0.0027 (J)	
1/12/2017	<0.01	
7/19/2017	<0.01	
1/11/2018	<0.01	
7/12/2018	<0.01	
1/30/2019	0.0031 (J)	
3/27/2019	<0.01	
9/11/2019	0.0088	
4/1/2020	0.0046 (J)	
9/15/2020	0.0049 (J)	
3/16/2021	0.0047 (J)	
8/18/2021	0.0035 (J)	
2/23/2022	<0.01	
8/3/2022	0.0073	
2/7/2023	0.0055	
8/2/2023	0.0062	
2/7/2024		0.0033 (J)
8/14/2024		0.0029 (J)
2/5/2025		0.003 (J)
8/6/2025		<0.01

ND substitution: RL or RL/2 if <15% NDs.

Prediction Limit

Constituent: Zinc (mg/L) Analysis Run 9/17/2025 5:17 PM View: Appendix I - Intrawell

Plant McIntosh Client: Southern Company Data: McIntosh LF 4

	GWC-10	GWC-10
8/25/2004	<0.01	
9/11/2004	0.01	
9/26/2004	<0.01	
10/13/2004	<0.01	
7/12/2005	<0.01	
12/7/2005	<0.01	
6/24/2006	0.0034	
11/29/2006	0.019	
6/20/2007	<0.01	
7/6/2007	<0.01	
12/13/2007	<0.01	
6/20/2008	0.0039	
12/7/2008	<0.01	
7/10/2009	<0.01	
12/29/2009	<0.01	
6/22/2010	<0.01	
1/4/2011	<0.01	
7/10/2011	0.0026	
1/19/2012	0.0039	
1/21/2012	<0.01	
7/11/2012	<0.01	
1/20/2013	<0.01	
7/19/2013	<0.01	
7/20/2013	<0.01	
1/16/2014	0.0031	
7/10/2014	0.0012 (J)	
1/16/2015	0.0017 (J)	
6/20/2015	0.0036	
1/16/2016	<0.01	
6/16/2016	<0.01	
1/12/2017	<0.01	
7/24/2017	<0.01	
1/11/2018	<0.01	
7/12/2018	<0.01	
1/30/2019	<0.01	
3/27/2019	<0.01	
9/11/2019	0.0058	
4/1/2020	<0.01	
9/15/2020	0.0043 (J)	
3/16/2021	<0.01	
8/18/2021	<0.01	
2/23/2022	<0.01	
8/3/2022	0.0046 (J)	
2/8/2023	<0.01	
8/2/2023	0.0046 (J)	
2/7/2024		<0.01
8/14/2024		<0.01
2/4/2025		<0.01
8/6/2025		<0.01

ND substitution: RL or RL/2 if <15% NDs.

Prediction Limit

Constituent: Zinc (mg/L) Analysis Run 9/17/2025 5:17 PM View: Appendix I - Intrawell

Plant McIntosh Client: Southern Company Data: McIntosh LF 4

	GWC-11	GWC-11
8/25/2004	<0.01	
9/11/2004	<0.01	
9/26/2004	<0.01	
10/13/2004	<0.01	
7/12/2005	<0.01	
12/7/2005	<0.01	
6/25/2006	0.0025	
11/28/2006	0.0026	
6/21/2007	0.0025	
7/6/2007	0.0025	
12/14/2007	<0.01	
6/20/2008	0.0089	
12/7/2008	0.041 (O)	
7/10/2009	<0.01	
12/29/2009	<0.01	
6/22/2010	<0.01	
1/5/2011	<0.01	
7/9/2011	<0.01	
1/21/2012	0.005	
7/11/2012	0.0025	
1/19/2013	<0.01	
7/19/2013	<0.01	
1/15/2014	0.0034	
7/11/2014	0.0019 (J)	
1/16/2015	<0.01	
6/20/2015	<0.01	
1/14/2016	0.0022 (J)	
6/15/2016	0.0028 (J)	
1/12/2017	<0.01	
7/24/2017	<0.01	
1/11/2018	<0.01	
7/12/2018	<0.01	
1/30/2019	<0.01	
3/27/2019	<0.01	
9/11/2019	0.005	
4/2/2020	0.0049 (J)	
9/15/2020	<0.01	
3/17/2021	0.0032 (J)	
8/18/2021	<0.01	
2/23/2022	<0.01	
8/2/2022	0.0052	
2/8/2023	<0.01	
8/2/2023	0.0061	
2/7/2024		<0.01
8/14/2024		<0.01
2/5/2025		<0.01
8/6/2025		<0.01

ND substitution: RL or RL/2 if <15% NDs.

Prediction Limit

Constituent: Zinc (mg/L) Analysis Run 9/17/2025 5:17 PM View: Appendix I - Intrawell

Plant McIntosh Client: Southern Company Data: McIntosh LF 4

	GWC-12	GWC-12
8/25/2004	<0.01	
9/11/2004	0.01	
9/26/2004	<0.01	
10/13/2004	<0.01	
7/11/2005	<0.01	
12/7/2005	<0.01	
6/24/2006	0.0038	
11/28/2006	0.007	
6/20/2007	0.0067	
7/6/2007	0.0025	
12/13/2007	0.0032	
6/20/2008	0.0044	
12/7/2008	0.0042	
7/10/2009	0.0025	
12/28/2009	0.0027	
6/22/2010	<0.01	
1/4/2011	0.0033	
7/9/2011	0.0043	
1/20/2012	0.0038	
7/11/2012	0.0035	
1/19/2013	0.0028	
7/18/2013	0.0028	
1/15/2014	0.0053	
7/11/2014	0.0034	
1/15/2015	0.003	
6/19/2015	0.0035	
1/16/2016	0.0023 (J)	
6/15/2016	0.0031 (J)	
1/12/2017	<0.01	
7/20/2017	<0.01	
1/11/2018	<0.01	
7/12/2018	<0.01	
1/30/2019	<0.01	
3/27/2019	<0.01	
9/11/2019	0.0066	
4/1/2020	<0.01	
9/16/2020	0.0033 (J)	
3/16/2021	<0.01	
8/18/2021	0.0081	
2/23/2022	<0.01	
8/3/2022	0.0071	
2/7/2023	<0.01	
8/2/2023	0.0036 (J)	
2/8/2024		0.004 (J)
8/14/2024		0.017
2/5/2025		<0.01
8/6/2025		<0.01

ND substitution: RL or RL/2 if <15% NDs.

Prediction Limit

Constituent: Zinc (mg/L) Analysis Run 9/17/2025 5:17 PM View: Appendix I - Intrawell

Plant McIntosh Client: Southern Company Data: McIntosh LF 4

	GWC-19	GWC-19
12/8/2015	0.0035	
12/15/2015	0.0028	
12/28/2015	0.0023 (J)	
1/14/2016	0.012	
1/26/2016	0.0034	
6/16/2016	0.0026 (J)	
1/16/2017	<0.01	
7/25/2017	<0.01	
1/12/2018	<0.01	
7/11/2018	<0.01	
1/29/2019	0.0051 (J)	
3/27/2019	<0.01	
9/11/2019	0.0046 (J)	
4/1/2020	<0.01	
9/16/2020	0.004 (J)	
3/16/2021	<0.01	
8/19/2021	0.017	
2/23/2022	<0.01	
8/3/2022	0.0057	
2/8/2023	<0.01	
8/2/2023	0.0051	
2/7/2024		<0.01
8/14/2024		<0.01
2/4/2025		<0.01
8/5/2025		<0.01

ND substitution: RL or RL/2 if <15% NDs.

Prediction Limit

Constituent: Zinc (mg/L) Analysis Run 9/17/2025 5:17 PM View: Appendix I - Intrawell

Plant McIntosh Client: Southern Company Data: McIntosh LF 4

	GWC-20	GWC-20
12/9/2015	0.0035	
12/14/2015	0.0056	
12/29/2015	0.0084	
1/14/2016	0.0048	
1/25/2016	0.0069	
6/16/2016	0.0048 (J)	
1/13/2017	<0.01	
7/25/2017	<0.01	
1/12/2018	<0.01	
7/11/2018	<0.01	
1/29/2019	<0.01	
3/27/2019	<0.01	
9/11/2019	0.0073	
4/1/2020	<0.01	
9/15/2020	0.0044 (J)	
3/16/2021	<0.01	
8/19/2021	<0.01	
2/22/2022	0.0034 (J)	
8/3/2022	0.0042 (J)	
2/8/2023	<0.01	
8/2/2023	0.004 (J)	
2/7/2024		<0.01
8/14/2024		<0.01
2/5/2025		<0.01
8/5/2025		<0.01

ND substitution: RL or RL/2 if <15% NDs.

Prediction Limit

Constituent: Zinc (mg/L) Analysis Run 9/17/2025 5:17 PM View: Appendix I - Intrawell

Plant McIntosh Client: Southern Company Data: McIntosh LF 4

	GWC-21	GWC-21
12/9/2015	0.0016 (J)	
12/14/2015	0.0015 (J)	
12/29/2015	<0.01	
1/14/2016	0.0052	
1/25/2016	0.0017 (J)	
6/16/2016	0.0097 (J)	
1/12/2017	<0.01	
7/25/2017	<0.01	
1/11/2018	<0.01	
7/11/2018	<0.01	
1/30/2019	0.0025 (J)	
3/27/2019	<0.01	
9/11/2019	0.0063	
4/1/2020	0.0032 (J)	
9/15/2020	<0.01	
3/17/2021	<0.01	
8/19/2021	<0.01	
2/23/2022	0.004 (J)	
8/4/2022	0.016	
2/8/2023	<0.01	
8/3/2023	0.0047 (J)	
2/7/2024		<0.01
8/14/2024		<0.01
2/5/2025		0.0034 (J)
8/5/2025		<0.01

ND substitution: RL or RL/2 if <15% NDs.

Prediction Limit

Constituent: Zinc (mg/L) Analysis Run 9/17/2025 5:17 PM View: Appendix I - Intrawell

Plant McIntosh Client: Southern Company Data: McIntosh LF 4

	GWC-23	GWC-23
6/16/2016	0.0098 (J)	
1/17/2017	<0.01	
7/25/2017	0.0069 (J)	
1/12/2018	<0.01	
7/12/2018	<0.01	
1/30/2019	0.0049 (J)	
3/27/2019	<0.01	
9/11/2019	0.0086	
4/1/2020	0.0033 (J)	
9/15/2020	0.004 (J)	
3/17/2021	0.0033 (J)	
8/19/2021	0.0081	
2/23/2022	0.017	
8/4/2022	0.016	
2/8/2023	0.0046 (J)	
8/3/2023	0.0049 (J)	
2/7/2024		0.0035 (J)
8/14/2024		<0.01
2/5/2025		<0.01
8/6/2025		<0.01

ND substitution: RL or RL/2 if <15% NDs.

Prediction Limit

Constituent: Zinc (mg/L) Analysis Run 9/17/2025 5:17 PM View: Appendix I - Intrawell

Plant McIntosh Client: Southern Company Data: McIntosh LF 4

	GWC-9	GWC-9
8/25/2004	<0.01	
9/11/2004	<0.01	
9/26/2004	<0.01	
10/13/2004	<0.01	
7/12/2005	<0.01	
12/8/2005	<0.01	
6/25/2006	<0.01	
11/29/2006	0.0034	
6/20/2007	0.0049	
7/6/2007	0.0049	
12/13/2007	<0.01	
6/20/2008	0.006	
12/7/2008	0.0043	
7/9/2009	<0.01	
12/29/2009	0.0061	
6/22/2010	<0.01	
1/5/2011	<0.01	
7/9/2011	0.0077	
1/21/2012	0.0032	
7/11/2012	<0.01	
1/19/2013	<0.01	
7/18/2013	<0.01	
1/15/2014	0.0036	
7/10/2014	0.0024 (J)	
1/16/2015	0.0055	
6/20/2015	<0.01	
1/14/2016	<0.01	
6/15/2016	0.0037 (J)	
1/13/2017	<0.01	
7/24/2017	<0.01	
1/12/2018	<0.01	
7/12/2018	<0.01	
1/30/2019	0.051	
3/27/2019	<0.01	
9/11/2019	0.0058	
4/1/2020	<0.01	
9/16/2020	0.0035 (J)	
3/17/2021	<0.01	
8/19/2021	<0.01	
2/23/2022	<0.01	
8/3/2022	0.005	
2/8/2023	<0.01	
8/2/2023	0.0032 (J)	
2/7/2024		<0.01
8/14/2024		<0.01
2/5/2025		<0.01
8/6/2025		<0.01

ND substitution: RL or RL/2 if <15% NDs.

FIGURE E.

Appendix III - Intrawell Prediction Limits - All Results (No Significant)

Plant McIntosh Client: Southern Company Data: McIntosh LF 4 Printed 9/19/2025, 4:33 PM

Constituent	Well	Upper Lim.	Lower Lim.	Date	Observ.	Sig.	Bg N	Bg Mean	Std. Dev.	%NDs	ND Adj.	Transform	Alpha	Method
Sulfate (mg/L)	GWA-2	1.7	n/a	8/5/2025	1ND	No	22	n/a	n/a	63.64	n/a	n/a	0.003707	NP Intra (NDs) 1 of 2
Sulfate (mg/L)	GWA-3	1.125	n/a	8/6/2025	0.94J	No	22	0.4635	0.5166	45.45	Kaplan-Meier	x^4	0.0008358	Param Intra 1 of 2
Sulfate (mg/L)	GWA-4A	12.87	n/a	8/5/2025	2.6	No	22	6.173	3.033	0	None	No	0.0008358	Param Intra 1 of 2
Sulfate (mg/L)	GWA-5	1	n/a	8/5/2025	1ND	No	22	n/a	n/a	77.27	n/a	n/a	0.003707	NP Intra (NDs) 1 of 2
Sulfate (mg/L)	GWA-13	1.4	n/a	8/5/2025	0.97J	No	22	n/a	n/a	63.64	n/a	n/a	0.003707	NP Intra (NDs) 1 of 2
Sulfate (mg/L)	GWA-14	2.313	n/a	8/4/2025	0.78J	No	20	-0.1239	0.4296	40	Kaplan-Meier	ln(x)	0.0008358	Param Intra 1 of 2
Sulfate (mg/L)	GWA-15	1.2	n/a	8/5/2025	1ND	No	22	n/a	n/a	59.09	n/a	n/a	0.003707	NP Intra (NDs) 1 of 2
Sulfate (mg/L)	GWA-16	1	n/a	8/5/2025	1ND	No	22	n/a	n/a	68.18	n/a	n/a	0.003707	NP Intra (NDs) 1 of 2
Sulfate (mg/L)	GWC-17	1.8	n/a	8/5/2025	1ND	No	21	n/a	n/a	61.9	n/a	n/a	0.003999	NP Intra (NDs) 1 of 2
Sulfate (mg/L)	GWC-18	6.542	n/a	8/6/2025	1.7	No	22	4.152	1.083	0	None	No	0.0008358	Param Intra 1 of 2
Sulfate (mg/L)	GWC-1	2.465	n/a	8/6/2025	1.2	No	22	1.368	0.497	0	None	No	0.0008358	Param Intra 1 of 2
Sulfate (mg/L)	GWC-10	5.509	n/a	8/6/2025	3	No	22	3.192	1.049	0	None	No	0.0008358	Param Intra 1 of 2
Sulfate (mg/L)	GWC-11	6.527	n/a	8/6/2025	1.7	No	22	4.171	1.067	0	None	No	0.0008358	Param Intra 1 of 2
Sulfate (mg/L)	GWC-12	1.1	n/a	8/6/2025	0.94J	No	22	n/a	n/a	59.09	n/a	n/a	0.003707	NP Intra (NDs) 1 of 2
Sulfate (mg/L)	GWC-19	3.007	n/a	8/5/2025	1.9	No	22	2.01	0.4516	0	None	No	0.0008358	Param Intra 1 of 2
Sulfate (mg/L)	GWC-20	2.739	n/a	8/5/2025	0.78J	No	20	1.335	0.6265	10	None	No	0.0008358	Param Intra 1 of 2
Sulfate (mg/L)	GWC-21	1.684	n/a	8/5/2025	1ND	No	22	0.9255	0.1685	22.73	Kaplan-Meier	sqrt(x)	0.0008358	Param Intra 1 of 2
Sulfate (mg/L)	GWC-23	3.525	n/a	8/6/2025	1.9	No	21	2.376	0.5166	0	None	No	0.0008358	Param Intra 1 of 2
Sulfate (mg/L)	GWC-9	4.1	n/a	8/6/2025	1ND	No	22	n/a	n/a	45.45	n/a	n/a	0.003707	NP Intra (normality) 1 of 2

Sanitas™ v.10.0.27g Sanitas software utilized by Groundwater Stats Consulting. UG
Hollow symbols indicate censored values.

Within Limit

Prediction Limit

Intrawell Non-parametric

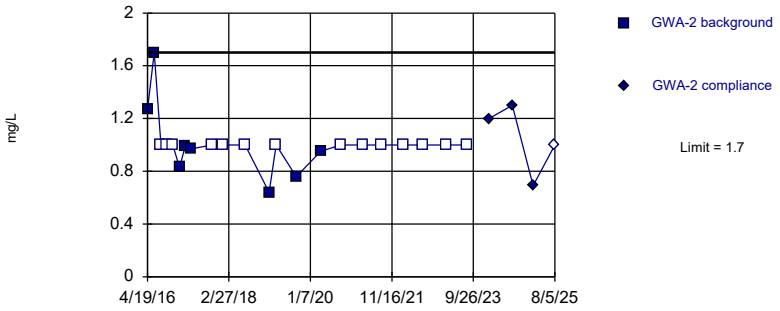

Non-parametric test used in lieu of parametric prediction limit because censored data exceeded 50%. Limit is highest of 22 background values. 63.64% NDs. Well-constituent pair annual alpha = 0.007401. Individual comparison alpha = 0.003707 (1 of 2).

Constituent: Sulfate Analysis Run 9/19/2025 4:31 PM View: Appendix III - Intrawell
Plant McIntosh Client: Southern Company Data: McIntosh LF 4

Sanitas™ v.10.0.27g Sanitas software utilized by Groundwater Stats Consulting. UG
Hollow symbols indicate censored values.

Within Limit

Prediction Limit

Intrawell Parametric

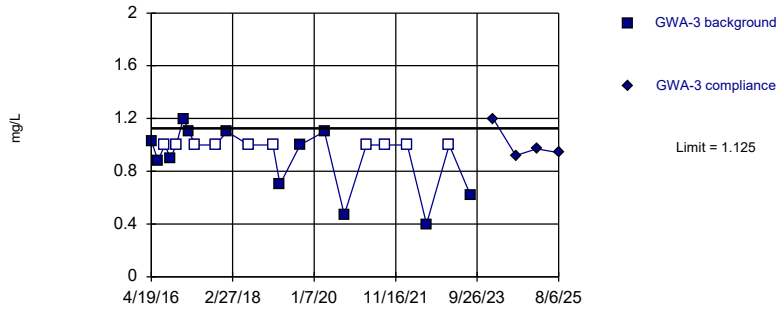

Background Data Summary (based on x^4 transformation) (after Kaplan-Meier Adjustment): Mean=0.4635, Std. Dev.=0.5166, n=22, 45.45% NDs. Normality test: Shapiro Wilk @alpha = 0.01, calculated = 0.8845, critical = 0.878. Kappa = 2.208 (c=7, w=9, 1 of 2, event alpha = 0.05132). Report alpha = 0.0008358.

Constituent: Sulfate Analysis Run 9/19/2025 4:31 PM View: Appendix III - Intrawell
Plant McIntosh Client: Southern Company Data: McIntosh LF 4

Sanitas™ v.10.0.27g Sanitas software utilized by Groundwater Stats Consulting. UG

Within Limit

Prediction Limit

Intrawell Parametric

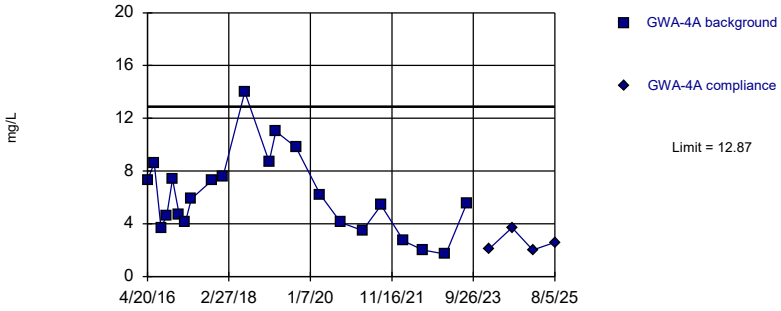

Background Data Summary: Mean=6.173, Std. Dev.=3.033, n=22. Normality test: Shapiro Wilk @alpha = 0.01, calculated = 0.9575, critical = 0.878. Kappa = 2.208 (c=7, w=9, 1 of 2, event alpha = 0.05132). Report alpha = 0.0008358.

Constituent: Sulfate Analysis Run 9/19/2025 4:31 PM View: Appendix III - Intrawell
Plant McIntosh Client: Southern Company Data: McIntosh LF 4

Sanitas™ v.10.0.27g Sanitas software utilized by Groundwater Stats Consulting. UG
Hollow symbols indicate censored values.

Within Limit

Prediction Limit

Intrawell Non-parametric

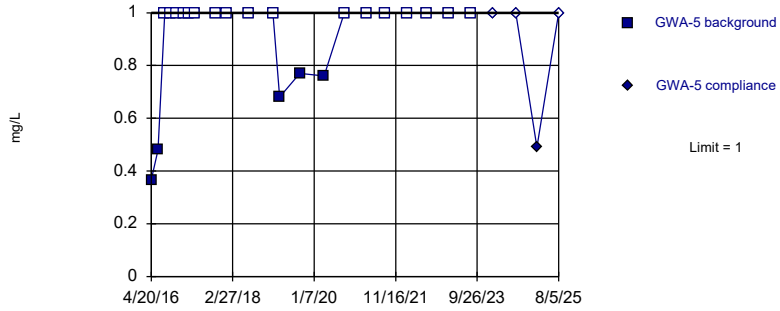

Non-parametric test used in lieu of parametric prediction limit because censored data exceeded 50%. Limit is highest of 22 background values. 77.27% NDs. Well-constituent pair annual alpha = 0.007401. Individual comparison alpha = 0.003707 (1 of 2).

Constituent: Sulfate Analysis Run 9/19/2025 4:31 PM View: Appendix III - Intrawell
Plant McIntosh Client: Southern Company Data: McIntosh LF 4

Sanitas™ v.10.0.27g Sanitas software utilized by Groundwater Stats Consulting. UG
Hollow symbols indicate censored values.

Within Limit

Prediction Limit

Intrawell Non-parametric

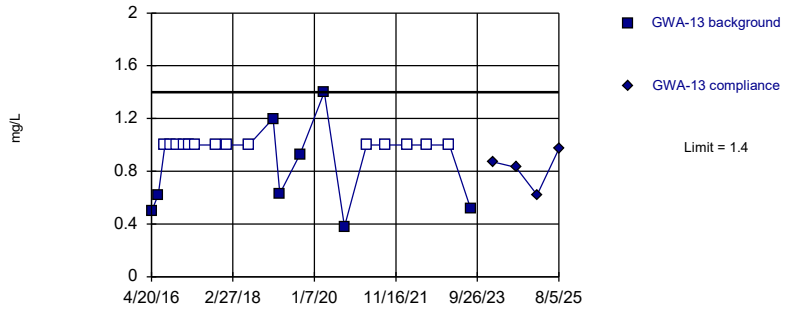

Non-parametric test used in lieu of parametric prediction limit because censored data exceeded 50%. Limit is highest of 22 background values. 63.64% NDs. Well-constituent pair annual alpha = 0.007401. Individual comparison alpha = 0.003707 (1 of 2).

Constituent: Sulfate Analysis Run 9/19/2025 4:31 PM View: Appendix III - Intrawell
Plant McIntosh Client: Southern Company Data: McIntosh LF 4

Sanitas™ v.10.0.27g Sanitas software utilized by Groundwater Stats Consulting. UG
Hollow symbols indicate censored values.

Within Limit

Prediction Limit

Intrawell Parametric

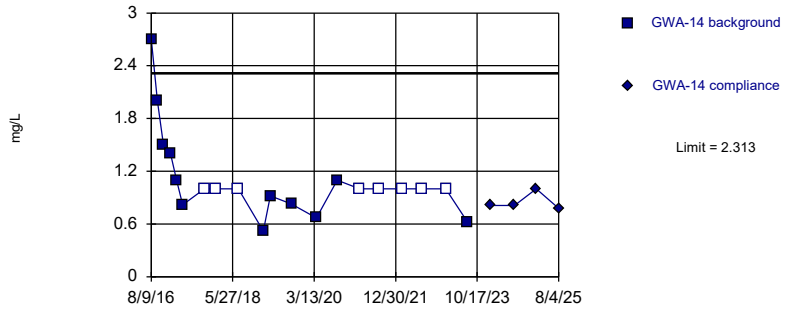

Background Data Summary (based on natural log transformation) (after Kaplan-Meier Adjustment): Mean=-0.1239, Std. Dev.=0.4296, n=20, 40% NDs. Normality test: Shapiro Wilk @alpha = 0.01, calculated = 0.9042, critical = 0.868. Kappa = 2.241 (c=7, w=9, 1 of 2, event alpha = 0.05132). Report alpha = 0.0008358.

Constituent: Sulfate Analysis Run 9/19/2025 4:31 PM View: Appendix III - Intrawell
Plant McIntosh Client: Southern Company Data: McIntosh LF 4

Sanitas™ v.10.0.27g Sanitas software utilized by Groundwater Stats Consulting. UG
Hollow symbols indicate censored values.

Within Limit

Prediction Limit

Intrawell Non-parametric

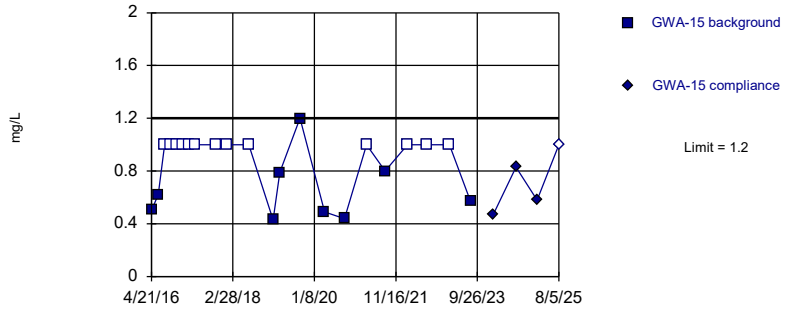

Non-parametric test used in lieu of parametric prediction limit because censored data exceeded 50%. Limit is highest of 22 background values. 59.09% NDs. Well-constituent pair annual alpha = 0.007401. Individual comparison alpha = 0.003707 (1 of 2).

Constituent: Sulfate Analysis Run 9/19/2025 4:31 PM View: Appendix III - Intrawell
Plant McIntosh Client: Southern Company Data: McIntosh LF 4

Sanitas™ v.10.0.27g Sanitas software utilized by Groundwater Stats Consulting. UG
Hollow symbols indicate censored values.

Within Limit

Prediction Limit

Intrawell Non-parametric

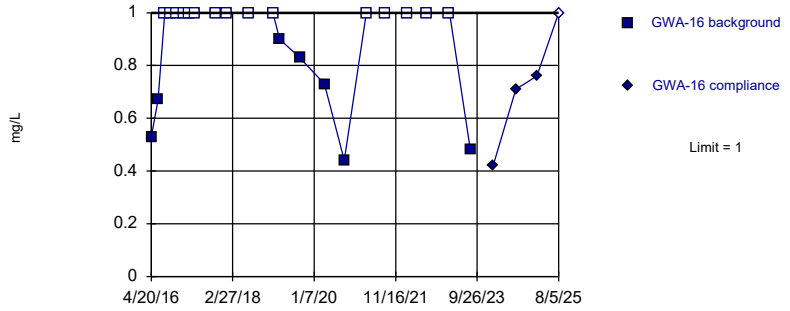

Non-parametric test used in lieu of parametric prediction limit because censored data exceeded 50%. Limit is highest of 22 background values. 68.18% NDs. Well-constituent pair annual alpha = 0.007401. Individual comparison alpha = 0.003707 (1 of 2).

Constituent: Sulfate Analysis Run 9/19/2025 4:31 PM View: Appendix III - Intrawell
Plant McIntosh Client: Southern Company Data: McIntosh LF 4

Hollow symbols indicate censored values.

Within Limit

Prediction Limit

Intrawell Non-parametric

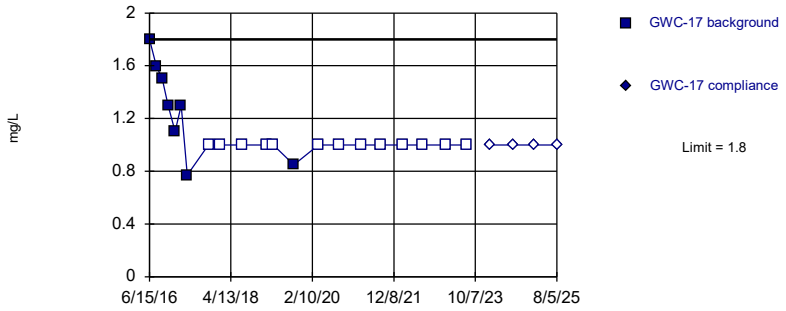

Non-parametric test used in lieu of parametric prediction limit because censored data exceeded 50%. Limit is highest of 21 background values. 61.9% NDs. Well-constituent pair annual alpha = 0.007982. Individual comparison alpha = 0.003999 (1 of 2).

Constituent: Sulfate Analysis Run 9/19/2025 4:31 PM View: Appendix III - Intrawell
Plant McIntosh Client: Southern Company Data: McIntosh LF 4

Within Limit

Prediction Limit

Intrawell Parametric

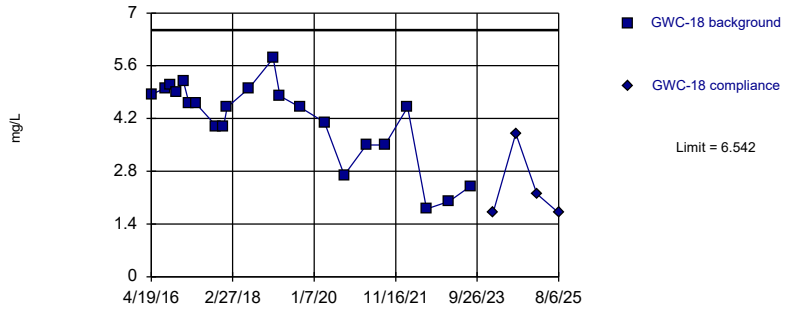

Background Data Summary: Mean=4.152, Std. Dev.=1.083, n=22. Normality test: Shapiro Wilk @alpha = 0.01, calculated = 0.897, critical = 0.878. Kappa = 2.208 (c=7, w=9, 1 of 2, event alpha = 0.05132). Report alpha = 0.0008358.

Constituent: Sulfate Analysis Run 9/19/2025 4:31 PM View: Appendix III - Intrawell
Plant McIntosh Client: Southern Company Data: McIntosh LF 4

Within Limit

Prediction Limit

Intrawell Parametric

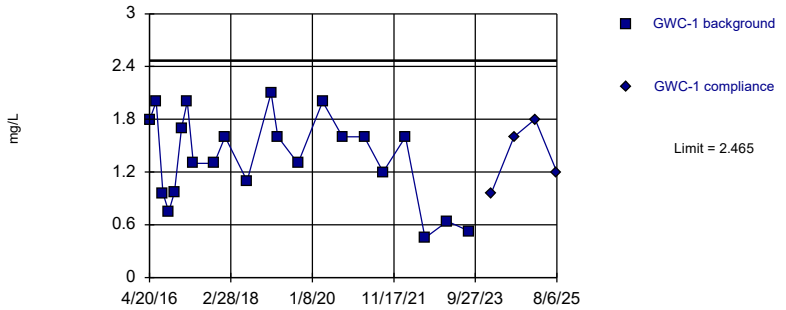

Background Data Summary: Mean=1.368, Std. Dev.=0.497, n=22. Normality test: Shapiro Wilk @alpha = 0.01, calculated = 0.9458, critical = 0.878. Kappa = 2.208 (c=7, w=9, 1 of 2, event alpha = 0.05132). Report alpha = 0.0008358.

Constituent: Sulfate Analysis Run 9/19/2025 4:31 PM View: Appendix III - Intrawell
Plant McIntosh Client: Southern Company Data: McIntosh LF 4

Within Limit

Prediction Limit

Intrawell Parametric

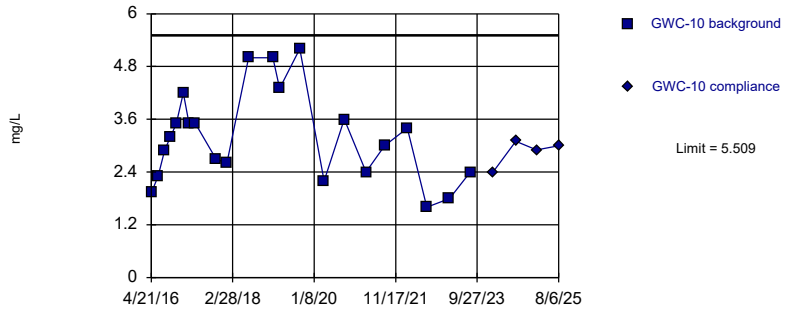

Background Data Summary: Mean=3.192, Std. Dev.=1.049, n=22. Normality test: Shapiro Wilk @alpha = 0.01, calculated = 0.9486, critical = 0.878. Kappa = 2.208 (c=7, w=9, 1 of 2, event alpha = 0.05132). Report alpha = 0.0008358.

Constituent: Sulfate Analysis Run 9/19/2025 4:31 PM View: Appendix III - Intrawell
Plant McIntosh Client: Southern Company Data: McIntosh LF 4

Within Limit

Prediction Limit

Intrawell Parametric

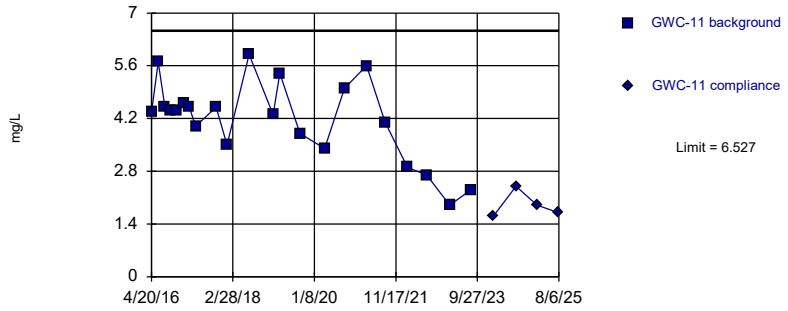

Background Data Summary: Mean=4.171, Std. Dev.=1.067, n=22. Normality test: Shapiro Wilk @alpha = 0.01, calculated = 0.957, critical = 0.878. Kappa = 2.208 (c=7, w=9, 1 of 2, event alpha = 0.05132). Report alpha = 0.0008358.

Constituent: Sulfate Analysis Run 9/19/2025 4:32 PM View: Appendix III - Intrawell

Plant McIntosh Client: Southern Company Data: McIntosh LF 4

Hollow symbols indicate censored values.

Within Limit

Prediction Limit

Intrawell Non-parametric

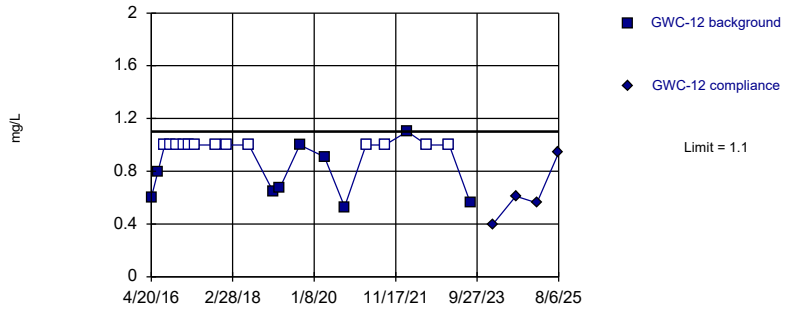

Non-parametric test used in lieu of parametric prediction limit because censored data exceeded 50%. Limit is highest of 22 background values. 59.09% NDs. Well-constituent pair annual alpha = 0.007401. Individual comparison alpha = 0.003707 (1 of 2).

Constituent: Sulfate Analysis Run 9/19/2025 4:32 PM View: Appendix III - Intrawell

Plant McIntosh Client: Southern Company Data: McIntosh LF 4

Hollow symbols indicate censored values.

Within Limit

Prediction Limit

Intrawell Parametric

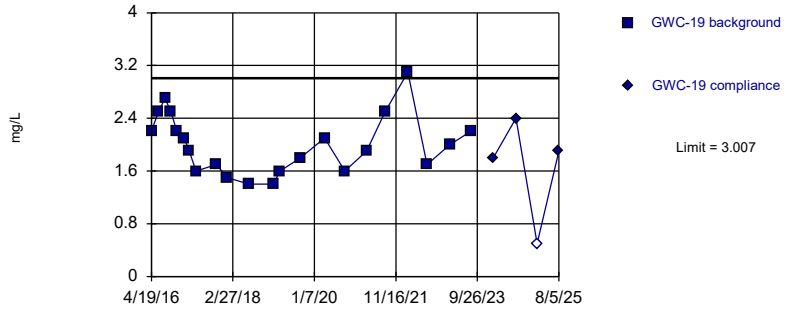

Background Data Summary: Mean=2.01, Std. Dev.=0.4516, n=22. Normality test: Shapiro Wilk @alpha = 0.01, calculated = 0.948, critical = 0.878. Kappa = 2.208 (c=7, w=9, 1 of 2, event alpha = 0.05132). Report alpha = 0.0008358.

Constituent: Sulfate Analysis Run 9/19/2025 4:32 PM View: Appendix III - Intrawell

Plant McIntosh Client: Southern Company Data: McIntosh LF 4

Hollow symbols indicate censored values.

Within Limit

Prediction Limit

Intrawell Parametric

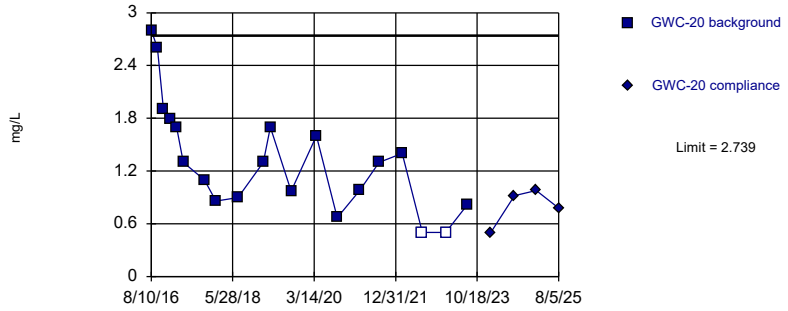

Background Data Summary: Mean=1.335, Std. Dev.=0.6265, n=20, 10% NDs. Normality test: Shapiro Wilk @alpha = 0.01, calculated = 0.9299, critical = 0.868. Kappa = 2.241 (c=7, w=9, 1 of 2, event alpha = 0.05132). Report alpha = 0.0008358.

Constituent: Sulfate Analysis Run 9/19/2025 4:32 PM View: Appendix III - Intrawell

Plant McIntosh Client: Southern Company Data: McIntosh LF 4

Sanitas™ v.10.0.27g Sanitas software utilized by Groundwater Stats Consulting. UG
Hollow symbols indicate censored values.

Within Limit

Prediction Limit

Intrawell Parametric

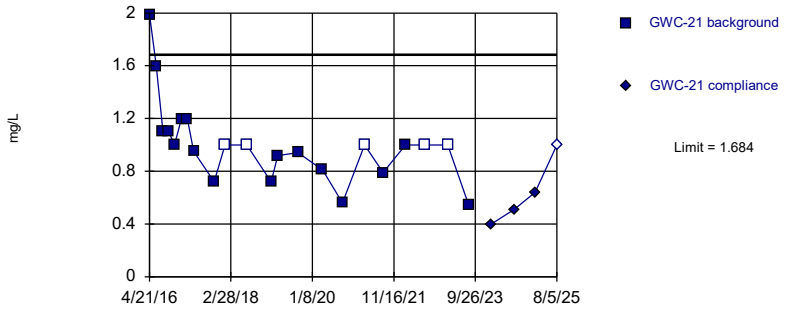

Background Data Summary (based on square root transformation) (after Kaplan-Meier Adjustment): Mean=0.9255, Std. Dev.=0.1685, n=22, 22.73% NDs. Normality test: Shapiro Wilk @alpha = 0.01, calculated = 0.9015, critical = 0.878. Kappa = 2.208 (c=7, w=9, 1 of 2, event alpha = 0.05132). Report alpha = 0.0008358.

Constituent: Sulfate Analysis Run 9/19/2025 4:32 PM View: Appendix III - Intrawell
Plant McIntosh Client: Southern Company Data: McIntosh LF 4

Sanitas™ v.10.0.27g Sanitas software utilized by Groundwater Stats Consulting. UG

Within Limit

Prediction Limit

Intrawell Parametric

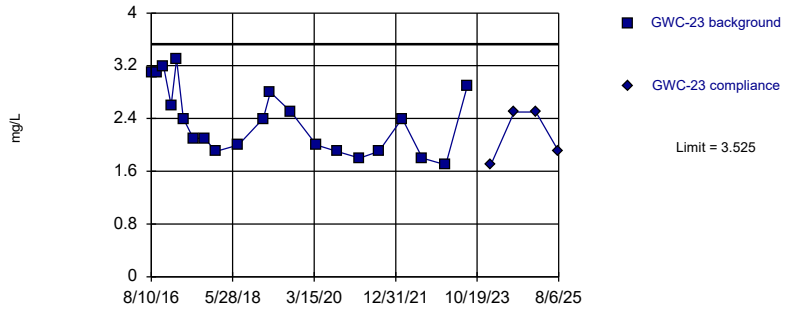

Background Data Summary: Mean=2.376, Std. Dev.=0.5166, n=21. Normality test: Shapiro Wilk @alpha = 0.01, calculated = 0.9127, critical = 0.873. Kappa = 2.224 (c=7, w=9, 1 of 2, event alpha = 0.05132). Report alpha = 0.0008358.

Constituent: Sulfate Analysis Run 9/19/2025 4:32 PM View: Appendix III - Intrawell
Plant McIntosh Client: Southern Company Data: McIntosh LF 4

Sanitas™ v.10.0.27g Sanitas software utilized by Groundwater Stats Consulting. UG
Hollow symbols indicate censored values.

Within Limit

Prediction Limit

Intrawell Non-parametric

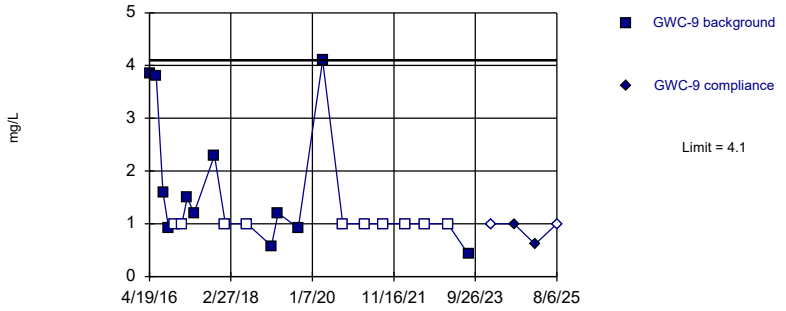

Non-parametric test used in lieu of parametric prediction limit because the Shapiro Wilk normality test showed the data to be non-normal at the 0.01 alpha level. Limit is highest of 22 background values. 45.45% NDs. Well-constituent pair annual alpha = 0.007401. Individual comparison alpha = 0.003707 (1 of 2).

Constituent: Sulfate Analysis Run 9/19/2025 4:32 PM View: Appendix III - Intrawell
Plant McIntosh Client: Southern Company Data: McIntosh LF 4

Prediction Limit

Constituent: Sulfate (mg/L) Analysis Run 9/19/2025 4:33 PM View: Appendix III - Intrawell

Plant McIntosh Client: Southern Company Data: McIntosh LF 4

	GWA-2	GWA-2
4/19/2016	1.27	
6/14/2016	1.7	
8/9/2016	<1	
9/26/2016	<1	
11/15/2016	<1	
1/10/2017	0.83 (J)	
2/28/2017	0.99 (J)	
4/19/2017	0.97 (J)	
10/10/2017	<1	
1/10/2018	<1	
7/11/2018	<1	
1/29/2019	0.64 (J)	
3/27/2019	<1	
9/11/2019	0.76 (J)	
4/1/2020	0.95 (J)	
9/15/2020	<1	
3/16/2021	<1	
8/17/2021	<1	
2/22/2022	<1	
8/2/2022	<1	
2/7/2023	<1	
8/1/2023	<1	
2/6/2024		1.2
8/15/2024		1.3
2/4/2025		0.69 (J)
8/5/2025		<1

ND substitution: RL or RL/2 if <15% NDs.

Prediction Limit

Constituent: Sulfate (mg/L) Analysis Run 9/19/2025 4:33 PM View: Appendix III - Intrawell

Plant McIntosh Client: Southern Company Data: McIntosh LF 4

	GWA-3	GWA-3
4/19/2016	1.03	
6/14/2016	0.88 (J)	
8/9/2016	<1	
9/27/2016	0.9 (J)	
11/14/2016	<1	
1/10/2017	1.2	
2/28/2017	1.1	
4/19/2017	<1	
10/11/2017	<1	
1/10/2018	1.1	
7/11/2018	<1	
1/29/2019	<1	
3/27/2019	0.7 (J)	
9/11/2019	1	
4/1/2020	1.1	
9/15/2020	0.47 (J)	
3/16/2021	<1	
8/17/2021	<1	
2/22/2022	<1	
8/2/2022	0.4 (J)	
2/7/2023	<1	
8/2/2023	0.62 (J)	
2/6/2024		1.2
8/13/2024		0.92 (J)
2/4/2025		0.97 (J)
8/6/2025		0.94 (J)

ND substitution: RL or RL/2 if <15% NDs.

Prediction Limit

Constituent: Sulfate (mg/L) Analysis Run 9/19/2025 4:33 PM View: Appendix III - Intrawell

Plant McIntosh Client: Southern Company Data: McIntosh LF 4

	GWA-4A	GWA-4A
4/20/2016	7.31	
6/14/2016	8.6	
8/11/2016	3.7	
9/27/2016	4.6	
11/14/2016	7.4	
1/10/2017	4.7	
2/28/2017	4.1	
4/20/2017	5.9	
10/10/2017	7.3	
1/10/2018	7.6	
7/11/2018	14	
1/29/2019	8.7	
3/26/2019	11	
9/10/2019	9.8	
3/31/2020	6.2	
9/16/2020	4.1	
3/17/2021	3.5	
8/19/2021	5.4	
2/23/2022	2.7	
8/3/2022	2	
2/7/2023	1.7	
8/1/2023	5.5	
2/6/2024		2.1
8/13/2024		3.7
2/3/2025		2
8/5/2025		2.6

Prediction Limit

Constituent: Sulfate (mg/L) Analysis Run 9/19/2025 4:33 PM View: Appendix III - Intrawell

Plant McIntosh Client: Southern Company Data: McIntosh LF 4

	GWA-5	GWA-5
4/20/2016	0.367 (J)	
6/14/2016	0.48 (J)	
8/9/2016	<1	
9/27/2016	<1	
11/15/2016	<1	
1/11/2017	<1	
2/28/2017	<1	
4/20/2017	<1	
10/11/2017	<1	
1/10/2018	<1	
7/11/2018	<1	
1/29/2019	<1	
3/26/2019	0.68 (J)	
9/10/2019	0.77 (J)	
3/31/2020	0.76 (J)	
9/15/2020	<1	
3/17/2021	<1	
8/19/2021	<1	
2/22/2022	<1	
8/2/2022	<1	
2/7/2023	<1	
8/1/2023	<1	
2/6/2024		<1
8/13/2024		<1
2/4/2025		0.49 (J)
8/5/2025		<1

ND substitution: RL or RL/2 if <15% NDs.

Prediction Limit

Constituent: Sulfate (mg/L) Analysis Run 9/19/2025 4:33 PM View: Appendix III - Intrawell

Plant McIntosh Client: Southern Company Data: McIntosh LF 4

	GWA-13	GWA-13
4/20/2016	0.496 (J)	
6/14/2016	0.62 (J)	
8/9/2016	<1	
9/27/2016	<1	
11/15/2016	<1	
1/12/2017	<1	
2/28/2017	<1	
4/20/2017	<1	
10/11/2017	<1	
1/10/2018	<1	
7/11/2018	<1	
1/29/2019	1.2	
3/26/2019	0.63 (J)	
9/10/2019	0.93 (J)	
3/31/2020	1.4	
9/15/2020	0.38 (J)	
3/16/2021	<1	
8/18/2021	<1	
2/22/2022	<1	
8/2/2022	<1	
2/6/2023	<1	
8/1/2023	0.52 (J)	
2/6/2024		0.87 (J)
8/13/2024		0.83 (J)
2/4/2025		0.62 (J)
8/5/2025		0.97 (J)

ND substitution: RL or RL/2 if <15% NDs.

Prediction Limit

Constituent: Sulfate (mg/L) Analysis Run 9/19/2025 4:33 PM View: Appendix III - Intrawell

Plant McIntosh Client: Southern Company Data: McIntosh LF 4

	GWA-14	GWA-14
4/20/2016	5.85 (O)	
6/14/2016	4.6 (O)	
8/9/2016	2.7	
9/27/2016	2	
11/15/2016	1.5	
1/11/2017	1.4	
2/28/2017	1.1	
4/20/2017	0.82 (J)	
10/11/2017	<1	
1/11/2018	<1	
7/11/2018	<1	
1/29/2019	0.52 (J)	
3/26/2019	0.92 (J)	
9/10/2019	0.83 (J)	
4/1/2020	0.67 (J)	
9/15/2020	1.1	
3/16/2021	<1	
8/17/2021	<1	
2/22/2022	<1	
8/2/2022	<1	
2/7/2023	<1	
8/2/2023	0.62 (J)	
2/6/2024		0.81 (J)
8/13/2024		0.81 (J)
2/4/2025		1 (F1)
8/4/2025		0.78 (J)

ND substitution: RL or RL/2 if <15% NDs.

Prediction Limit

Constituent: Sulfate (mg/L) Analysis Run 9/19/2025 4:33 PM View: Appendix III - Intrawell

Plant McIntosh Client: Southern Company Data: McIntosh LF 4

	GWA-15	GWA-15
4/21/2016	0.503 (J)	
6/15/2016	0.62 (J)	
8/9/2016	<1	
9/27/2016	<1	
11/15/2016	<1	
1/11/2017	<1	
2/28/2017	<1	
4/20/2017	<1	
10/11/2017	<1	
1/11/2018	<1	
7/11/2018	<1	
1/29/2019	0.43 (J)	
3/26/2019	0.79 (J)	
9/11/2019	1.2	
4/1/2020	0.49 (J)	
9/15/2020	0.44 (J)	
3/17/2021	<1	
8/19/2021	0.8 (J)	
2/22/2022	<1	
8/2/2022	<1	
2/7/2023	<1	
8/1/2023	0.57 (J)	
2/6/2024		0.47 (J)
8/13/2024		0.83 (J)
2/4/2025		0.58 (J)
8/5/2025		<1

ND substitution: RL or RL/2 if <15% NDs.

Prediction Limit

Constituent: Sulfate (mg/L) Analysis Run 9/19/2025 4:33 PM View: Appendix III - Intrawell

Plant McIntosh Client: Southern Company Data: McIntosh LF 4

	GWA-16	GWA-16
4/20/2016	0.53 (J)	
6/15/2016	0.67 (J)	
8/9/2016	<1	
9/27/2016	<1	
11/15/2016	<1	
1/11/2017	<1	
3/1/2017	<1	
4/20/2017	<1	
10/11/2017	<1	
1/11/2018	<1	
7/11/2018	<1	
1/29/2019	<1	
3/26/2019	0.9 (J)	
9/10/2019	0.83 (J)	
4/1/2020	0.73 (J)	
9/15/2020	0.44 (J)	
3/16/2021	<1	
8/17/2021	<1	
2/22/2022	<1	
8/2/2022	<1	
2/7/2023	<1	
8/1/2023	0.48 (J)	
2/6/2024		0.42 (J)
8/13/2024		0.71 (J)
2/4/2025		0.76 (J)
8/5/2025		<1

ND substitution: RL or RL/2 if <15% NDs.

Prediction Limit

Constituent: Sulfate (mg/L) Analysis Run 9/19/2025 4:33 PM View: Appendix III - Intrawell

Plant McIntosh Client: Southern Company Data: McIntosh LF 4

	GWC-17	GWC-17
4/20/2016	2.93	
6/15/2016	1.8	
8/9/2016	1.6	
9/27/2016	1.5	
11/15/2016	1.3	
1/11/2017	1.1	
3/1/2017	1.3	
4/20/2017	0.77 (J)	
10/11/2017	<1	
1/11/2018	<1	
7/11/2018	<1	
1/29/2019	<1	
3/27/2019	<1	
9/11/2019	0.85 (J)	
4/1/2020	<1	
9/15/2020	<1	
3/16/2021	<1	
8/19/2021	<1	
2/22/2022	<1	
8/2/2022	<1	
2/8/2023	<1	
8/2/2023	<1	
2/6/2024		<1
8/13/2024		<1
2/4/2025		<1
8/5/2025		<1

ND substitution: RL or RL/2 if <15% NDs.

Prediction Limit

Constituent: Sulfate (mg/L) Analysis Run 9/19/2025 4:33 PM View: Appendix III - Intrawell

Plant McIntosh Client: Southern Company Data: McIntosh LF 4

	GWC-18	GWC-18
4/19/2016	4.84	
6/16/2016	9 (O)	
8/11/2016	5	
9/28/2016	5.1	
11/16/2016	4.9	
1/11/2017	5.2	
3/1/2017	4.6	
4/25/2017	4.6	
10/12/2017	4	
12/13/2017	4	
1/12/2018	4.5	
7/11/2018	5	
1/30/2019	5.8	
3/27/2019	4.8	
9/11/2019	4.5	
4/1/2020	4.1	
9/15/2020	2.7	
3/17/2021	3.5	
8/19/2021	3.5	
2/23/2022	4.5	
8/2/2022	1.8	
2/7/2023	2	
8/2/2023	2.4	
2/7/2024		1.7
8/14/2024		3.8
2/5/2025		2.2
8/6/2025		1.7

Prediction Limit

Constituent: Sulfate (mg/L) Analysis Run 9/19/2025 4:33 PM View: Appendix III - Intrawell

Plant McIntosh Client: Southern Company Data: McIntosh LF 4

	GWC-1	GWC-1
4/20/2016	1.79	
6/15/2016	2	
8/10/2016	0.96 (J)	
9/27/2016	0.75 (J)	
11/15/2016	0.97 (J)	
1/12/2017	1.7	
3/1/2017	2	
4/20/2017	1.3	
10/11/2017	1.3	
1/11/2018	1.6	
7/12/2018	1.1	
1/30/2019	2.1	
3/27/2019	1.6	
9/11/2019	1.3	
4/1/2020	2	
9/15/2020	1.6	
3/16/2021	1.6	
8/18/2021	1.2	
2/23/2022	1.6	
8/3/2022	0.45 (J)	
2/7/2023	0.64 (J)	
8/2/2023	0.53 (J)	
2/7/2024		0.96 (J)
8/14/2024		1.6
2/5/2025		1.8
8/6/2025		1.2

Prediction Limit

Constituent: Sulfate (mg/L) Analysis Run 9/19/2025 4:33 PM View: Appendix III - Intrawell

Plant McIntosh Client: Southern Company Data: McIntosh LF 4

	GWC-10	GWC-10
4/21/2016	1.93	
6/16/2016	2.3	
8/10/2016	2.9	
9/27/2016	3.2	
11/15/2016	3.5	
1/12/2017	4.2	
3/1/2017	3.5	
4/24/2017	3.5	
10/12/2017	2.7	
1/11/2018	2.6	
7/12/2018	5	
1/30/2019	5	
3/27/2019	4.3	
9/11/2019	5.2	
4/1/2020	2.2	
9/15/2020	3.6	
3/16/2021	2.4	
8/18/2021	3	
2/23/2022	3.4	
8/3/2022	1.6	
2/8/2023	1.8	
8/2/2023	2.4	
2/7/2024		2.4
8/14/2024		3.1
2/4/2025		2.9
8/6/2025		3

Prediction Limit

Constituent: Sulfate (mg/L) Analysis Run 9/19/2025 4:33 PM View: Appendix III - Intrawell

Plant McIntosh Client: Southern Company Data: McIntosh LF 4

	GWC-11	GWC-11
4/20/2016	4.37	
6/15/2016	5.7	
8/10/2016	4.5	
9/27/2016	4.4	
11/15/2016	4.4	
1/12/2017	4.6	
3/1/2017	4.5	
4/24/2017	4	
10/11/2017	4.5	
1/11/2018	3.5	
7/12/2018	5.9	
1/30/2019	4.3	
3/27/2019	5.4	
9/11/2019	3.8	
4/2/2020	3.4	
9/15/2020	5	
3/17/2021	5.6	
8/18/2021	4.1	
2/23/2022	2.9	
8/2/2022	2.7	
2/8/2023	1.9	
8/2/2023	2.3	
2/7/2024		1.6
8/14/2024		2.4
2/5/2025		1.9
8/6/2025		1.7

Prediction Limit

Constituent: Sulfate (mg/L) Analysis Run 9/19/2025 4:33 PM View: Appendix III - Intrawell

Plant McIntosh Client: Southern Company Data: McIntosh LF 4

	GWC-12	GWC-12
4/20/2016	0.601 (J)	
6/15/2016	0.8 (J)	
8/10/2016	<1	
9/27/2016	<1	
11/15/2016	<1	
1/12/2017	<1	
3/1/2017	<1	
4/20/2017	<1	
10/12/2017	<1	
1/11/2018	<1	
7/12/2018	<1	
1/30/2019	0.65 (J)	
3/27/2019	0.67 (J)	
9/11/2019	1	
4/1/2020	0.91 (J)	
9/16/2020	0.53 (J)	
3/16/2021	<1	
8/18/2021	<1	
2/23/2022	1.1	
8/3/2022	<1	
2/7/2023	<1	
8/2/2023	0.56 (J)	
2/8/2024		0.4 (J)
8/14/2024		0.61 (J)
2/5/2025		0.56 (J)
8/6/2025		0.94 (J)

ND substitution: RL or RL/2 if <15% NDs.

Prediction Limit

Constituent: Sulfate (mg/L) Analysis Run 9/19/2025 4:33 PM View: Appendix III - Intrawell

Plant McIntosh Client: Southern Company Data: McIntosh LF 4

	GWC-19	GWC-19
4/19/2016	2.21	
6/16/2016	2.5	
8/10/2016	2.7	
9/28/2016	2.5	
11/15/2016	2.2	
1/16/2017	2.1	
3/1/2017	1.9	
4/25/2017	1.6	
10/12/2017	1.7	
1/12/2018	1.5	
7/11/2018	1.4	
1/29/2019	1.4	
3/27/2019	1.6	
9/11/2019	1.8	
4/1/2020	2.1	
9/16/2020	1.6	
3/16/2021	1.9	
8/19/2021	2.5	
2/23/2022	3.1	
8/3/2022	1.7	
2/8/2023	2	
8/2/2023	2.2	
2/7/2024		1.8
8/14/2024		2.4
2/4/2025		<1
8/5/2025		1.9

ND substitution: RL or RL/2 if <15% NDs.

Prediction Limit

Constituent: Sulfate (mg/L) Analysis Run 9/19/2025 4:33 PM View: Appendix III - Intrawell

Plant McIntosh Client: Southern Company Data: McIntosh LF 4

	GWC-20	GWC-20
4/21/2016	5.25	
6/16/2016	3.9	
8/10/2016	2.8	
9/27/2016	2.6	
11/15/2016	1.9	
1/13/2017	1.8	
3/1/2017	1.7	
4/25/2017	1.3	
10/12/2017	1.1	
1/12/2018	0.86 (J)	
7/11/2018	0.9 (J)	
1/29/2019	1.3	
3/27/2019	1.7	
9/11/2019	0.97 (J)	
4/1/2020	1.6	
9/15/2020	0.67 (J)	
3/16/2021	0.98 (J)	
8/19/2021	1.3	
2/22/2022	1.4	
8/3/2022	<1	
2/8/2023	<1	
8/2/2023	0.82 (J)	
2/7/2024		0.5 (J)
8/14/2024		0.92 (J)
2/5/2025		0.98 (J)
8/5/2025		0.78 (J)

ND substitution: RL or RL/2 if <15% NDs.

Prediction Limit

Constituent: Sulfate (mg/L) Analysis Run 9/19/2025 4:33 PM View: Appendix III - Intrawell

Plant McIntosh Client: Southern Company Data: McIntosh LF 4

	GWC-21	GWC-21
4/21/2016	1.99	
6/16/2016	1.6	
8/10/2016	1.1	
9/27/2016	1.1	
11/15/2016	1	
1/12/2017	1.2	
3/1/2017	1.2	
4/24/2017	0.95 (J)	
10/12/2017	0.72 (J)	
1/11/2018	<1	
7/11/2018	<1	
1/30/2019	0.72 (J)	
3/27/2019	0.92 (J)	
9/11/2019	0.94 (J)	
4/1/2020	0.81 (J)	
9/15/2020	0.56 (J)	
3/17/2021	<1	
8/19/2021	0.79 (J)	
2/23/2022	1	
8/4/2022	<1	
2/8/2023	<1	
8/3/2023	0.54 (J)	
2/7/2024		0.4 (J)
8/14/2024		0.51 (J)
2/5/2025		0.64 (J)
8/5/2025		<1

ND substitution: RL or RL/2 if <15% NDs.

Prediction Limit

Constituent: Sulfate (mg/L) Analysis Run 9/19/2025 4:33 PM View: Appendix III - Intrawell

Plant McIntosh Client: Southern Company Data: McIntosh LF 4

	GWC-23	GWC-23
6/16/2016	9.2 (O)	
8/10/2016	3.1	
9/28/2016	3.1	
11/16/2016	3.2	
1/17/2017	2.6	
3/2/2017	3.3	
4/25/2017	2.4	
7/13/2017	2.1	
10/12/2017	2.1	
1/12/2018	1.9	
7/12/2018	2	
1/30/2019	2.4	
3/27/2019	2.8	
9/11/2019	2.5	
4/1/2020	2	
9/15/2020	1.9	
3/17/2021	1.8	
8/19/2021	1.9	
2/23/2022	2.4	
8/4/2022	1.8	
2/8/2023	1.7	
8/3/2023	2.9	
2/7/2024		1.7
8/14/2024		2.5
2/5/2025		2.5
8/6/2025		1.9

Prediction Limit

Constituent: Sulfate (mg/L) Analysis Run 9/19/2025 4:33 PM View: Appendix III - Intrawell

Plant McIntosh Client: Southern Company Data: McIntosh LF 4

	GWC-9	GWC-9
4/19/2016	3.84	
6/15/2016	3.8	
8/10/2016	1.6	
9/27/2016	0.91 (J)	
11/15/2016	<1	
1/13/2017	<1	
3/1/2017	1.5	
4/24/2017	1.2	
10/12/2017	2.3	
1/12/2018	<1	
7/12/2018	<1	
1/30/2019	0.58 (J)	
3/27/2019	1.2	
9/11/2019	0.92 (J)	
4/1/2020	4.1	
9/16/2020	<1	
3/17/2021	<1	
8/19/2021	<1	
2/23/2022	<1	
8/3/2022	<1	
2/8/2023	<1	
8/2/2023	0.42 (J)	
2/7/2024		<1
8/14/2024		1
2/5/2025		0.61 (J)
8/6/2025		<1

ND substitution: RL or RL/2 if <15% NDs.

FIGURE F.

Appendix III - Interwell Predicition Limits - All Results (No Significant)

Plant McIntosh Client: Southern Company Data: McIntosh LF 4 Printed 9/19/2025, 4:37 PM

Constituent	Well	Upper Lim.	Lower Lim.	Date	Observ.	Sig.	Bg N	Bg Mean	Std. Dev.	%NDs	ND Adj.	Transform	Alpha	Method
Boron (mg/L)	GWC-1	0.11	n/a	8/6/2025	0.08ND	No	260	n/a	n/a	85	n/a	n/a	0.00004916	NP Inter (NDs) 1 of 2
Boron (mg/L)	GWC-10	0.11	n/a	8/6/2025	0.026J	No	260	n/a	n/a	85	n/a	n/a	0.00004916	NP Inter (NDs) 1 of 2
Boron (mg/L)	GWC-11	0.11	n/a	8/6/2025	0.08ND	No	260	n/a	n/a	85	n/a	n/a	0.00004916	NP Inter (NDs) 1 of 2
Boron (mg/L)	GWC-12	0.11	n/a	8/6/2025	0.08ND	No	260	n/a	n/a	85	n/a	n/a	0.00004916	NP Inter (NDs) 1 of 2
Boron (mg/L)	GWC-19	0.11	n/a	8/5/2025	0.08ND	No	260	n/a	n/a	85	n/a	n/a	0.00004916	NP Inter (NDs) 1 of 2
Boron (mg/L)	GWC-20	0.11	n/a	8/5/2025	0.08ND	No	260	n/a	n/a	85	n/a	n/a	0.00004916	NP Inter (NDs) 1 of 2
Boron (mg/L)	GWC-21	0.11	n/a	8/5/2025	0.08ND	No	260	n/a	n/a	85	n/a	n/a	0.00004916	NP Inter (NDs) 1 of 2
Boron (mg/L)	GWC-23	0.11	n/a	8/6/2025	0.08ND	No	260	n/a	n/a	85	n/a	n/a	0.00004916	NP Inter (NDs) 1 of 2
Boron (mg/L)	GWC-9	0.11	n/a	8/6/2025	0.028J	No	260	n/a	n/a	85	n/a	n/a	0.00004916	NP Inter (NDs) 1 of 2
Calcium (mg/L)	GWC-1	33.2	n/a	8/6/2025	1.1	No	261	n/a	n/a	0	n/a	n/a	0.00004916	NP Inter (normality) 1 of 2
Calcium (mg/L)	GWC-10	33.2	n/a	8/6/2025	22	No	261	n/a	n/a	0	n/a	n/a	0.00004916	NP Inter (normality) 1 of 2
Calcium (mg/L)	GWC-11	33.2	n/a	8/6/2025	10	No	261	n/a	n/a	0	n/a	n/a	0.00004916	NP Inter (normality) 1 of 2
Calcium (mg/L)	GWC-12	33.2	n/a	8/6/2025	0.64	No	261	n/a	n/a	0	n/a	n/a	0.00004916	NP Inter (normality) 1 of 2
Calcium (mg/L)	GWC-19	33.2	n/a	8/5/2025	5.6	No	261	n/a	n/a	0	n/a	n/a	0.00004916	NP Inter (normality) 1 of 2
Calcium (mg/L)	GWC-20	33.2	n/a	8/5/2025	1.4	No	261	n/a	n/a	0	n/a	n/a	0.00004916	NP Inter (normality) 1 of 2
Calcium (mg/L)	GWC-21	33.2	n/a	8/5/2025	1	No	261	n/a	n/a	0	n/a	n/a	0.00004916	NP Inter (normality) 1 of 2
Calcium (mg/L)	GWC-23	33.2	n/a	8/6/2025	1.2	No	261	n/a	n/a	0	n/a	n/a	0.00004916	NP Inter (normality) 1 of 2
Calcium (mg/L)	GWC-9	33.2	n/a	8/6/2025	1.4	No	261	n/a	n/a	0	n/a	n/a	0.00004916	NP Inter (normality) 1 of 2
Chloride (mg/L)	GWC-1	9.4	n/a	8/6/2025	4	No	259	n/a	n/a	0	n/a	n/a	0.00004916	NP Inter (normality) 1 of 2
Chloride (mg/L)	GWC-10	9.4	n/a	8/6/2025	5.5	No	259	n/a	n/a	0	n/a	n/a	0.00004916	NP Inter (normality) 1 of 2
Chloride (mg/L)	GWC-11	9.4	n/a	8/6/2025	4	No	259	n/a	n/a	0	n/a	n/a	0.00004916	NP Inter (normality) 1 of 2
Chloride (mg/L)	GWC-12	9.4	n/a	8/6/2025	3.9	No	259	n/a	n/a	0	n/a	n/a	0.00004916	NP Inter (normality) 1 of 2
Chloride (mg/L)	GWC-19	9.4	n/a	8/5/2025	4.1	No	259	n/a	n/a	0	n/a	n/a	0.00004916	NP Inter (normality) 1 of 2
Chloride (mg/L)	GWC-20	9.4	n/a	8/5/2025	6.5	No	259	n/a	n/a	0	n/a	n/a	0.00004916	NP Inter (normality) 1 of 2
Chloride (mg/L)	GWC-21	9.4	n/a	8/5/2025	5.5	No	259	n/a	n/a	0	n/a	n/a	0.00004916	NP Inter (normality) 1 of 2
Chloride (mg/L)	GWC-23	9.4	n/a	8/6/2025	4.5	No	259	n/a	n/a	0	n/a	n/a	0.00004916	NP Inter (normality) 1 of 2
Chloride (mg/L)	GWC-9	9.4	n/a	8/6/2025	6.5	No	259	n/a	n/a	0	n/a	n/a	0.00004916	NP Inter (normality) 1 of 2
Fluoride (mg/L)	GWC-1	0.74	n/a	8/6/2025	0.2ND	No	261	n/a	n/a	59.39	n/a	n/a	0.00004916	NP Inter (NDs) 1 of 2
Fluoride (mg/L)	GWC-10	0.74	n/a	8/6/2025	0.12J	No	261	n/a	n/a	59.39	n/a	n/a	0.00004916	NP Inter (NDs) 1 of 2
Fluoride (mg/L)	GWC-11	0.74	n/a	8/6/2025	0.34	No	261	n/a	n/a	59.39	n/a	n/a	0.00004916	NP Inter (NDs) 1 of 2
Fluoride (mg/L)	GWC-12	0.74	n/a	8/6/2025	0.2ND	No	261	n/a	n/a	59.39	n/a	n/a	0.00004916	NP Inter (NDs) 1 of 2
Fluoride (mg/L)	GWC-19	0.74	n/a	8/5/2025	0.22	No	261	n/a	n/a	59.39	n/a	n/a	0.00004916	NP Inter (NDs) 1 of 2
Fluoride (mg/L)	GWC-20	0.74	n/a	8/5/2025	0.11J	No	261	n/a	n/a	59.39	n/a	n/a	0.00004916	NP Inter (NDs) 1 of 2
Fluoride (mg/L)	GWC-21	0.74	n/a	8/5/2025	0.19J	No	261	n/a	n/a	59.39	n/a	n/a	0.00004916	NP Inter (NDs) 1 of 2
Fluoride (mg/L)	GWC-23	0.74	n/a	8/6/2025	0.14J	No	261	n/a	n/a	59.39	n/a	n/a	0.00004916	NP Inter (NDs) 1 of 2
Fluoride (mg/L)	GWC-9	0.74	n/a	8/6/2025	0.15J	No	261	n/a	n/a	59.39	n/a	n/a	0.00004916	NP Inter (NDs) 1 of 2
pH, Field (SU)	GWC-1	7.1	4.21	8/6/2025	4.33	No	280	n/a	n/a	0	n/a	n/a	0.00009831	NP Inter (normality) 1 of 2
pH, Field (SU)	GWC-10	7.1	4.21	8/6/2025	6.62	No	280	n/a	n/a	0	n/a	n/a	0.00009831	NP Inter (normality) 1 of 2
pH, Field (SU)	GWC-11	7.1	4.21	8/6/2025	5.6	No	280	n/a	n/a	0	n/a	n/a	0.00009831	NP Inter (normality) 1 of 2
pH, Field (SU)	GWC-12	7.1	4.21	8/6/2025	4.74	No	280	n/a	n/a	0	n/a	n/a	0.00009831	NP Inter (normality) 1 of 2
pH, Field (SU)	GWC-19	7.1	4.21	8/5/2025	4.7	No	280	n/a	n/a	0	n/a	n/a	0.00009831	NP Inter (normality) 1 of 2
pH, Field (SU)	GWC-20	7.1	4.21	8/5/2025	4.88	No	280	n/a	n/a	0	n/a	n/a	0.00009831	NP Inter (normality) 1 of 2
pH, Field (SU)	GWC-21	7.1	4.21	8/5/2025	4.68	No	280	n/a	n/a	0	n/a	n/a	0.00009831	NP Inter (normality) 1 of 2
pH, Field (SU)	GWC-23	7.1	4.21	8/6/2025	4.92	No	280	n/a	n/a	0	n/a	n/a	0.00009831	NP Inter (normality) 1 of 2
pH, Field (SU)	GWC-9	7.1	4.21	8/6/2025	4.98	No	280	n/a	n/a	0	n/a	n/a	0.00009831	NP Inter (normality) 1 of 2
TDS (mg/L)	GWC-1	150	n/a	8/6/2025	44	No	260	n/a	n/a	8.462	n/a	n/a	0.00004916	NP Inter (normality) 1 of 2
TDS (mg/L)	GWC-10	150	n/a	8/6/2025	150	No	260	n/a	n/a	8.462	n/a	n/a	0.00004916	NP Inter (normality) 1 of 2
TDS (mg/L)	GWC-11	150	n/a	8/6/2025	84	No	260	n/a	n/a	8.462	n/a	n/a	0.00004916	NP Inter (normality) 1 of 2
TDS (mg/L)	GWC-12	150	n/a	8/6/2025	35	No	260	n/a	n/a	8.462	n/a	n/a	0.00004916	NP Inter (normality) 1 of 2
TDS (mg/L)	GWC-19	150	n/a	8/5/2025	63	No	260	n/a	n/a	8.462	n/a	n/a	0.00004916	NP Inter (normality) 1 of 2
TDS (mg/L)	GWC-20	150	n/a	8/5/2025	63	No	260	n/a	n/a	8.462	n/a	n/a	0.00004916	NP Inter (normality) 1 of 2
TDS (mg/L)	GWC-21	150	n/a	8/5/2025	44	No	260	n/a	n/a	8.462	n/a	n/a	0.00004916	NP Inter (normality) 1 of 2
TDS (mg/L)	GWC-23	150	n/a	8/6/2025	33	No	260	n/a	n/a	8.462	n/a	n/a	0.00004916	NP Inter (normality) 1 of 2
TDS (mg/L)	GWC-9	150	n/a	8/6/2025	53	No	260	n/a	n/a	8.462	n/a	n/a	0.00004916	NP Inter (normality) 1 of 2

Sanitas™ v.10.0.27g Sanitas software utilized by Groundwater Stats Consulting. UG
Hollow symbols indicate censored values.

Within Limit

Prediction Limit

Interwell Non-parametric

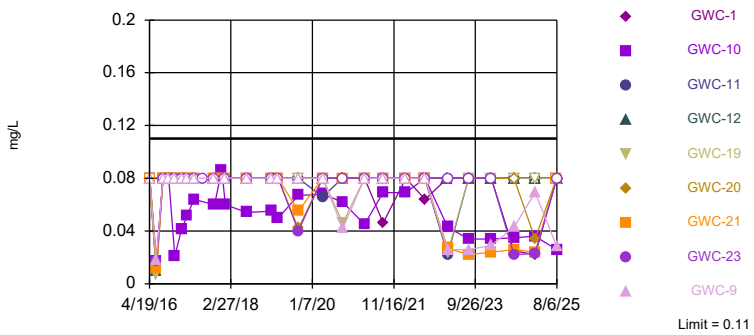

Non-parametric test used in lieu of parametric prediction limit because censored data exceeded 50%. Limit is highest of 260 background values. 85% NDs. Annual per-constituent alpha = 0.0008845. Individual comparison alpha = 0.00004916 (1 of 2). Comparing 9 points to limit.

Constituent: Boron Analysis Run 9/17/2025 5:22 PM View: Appendix III - Interwell
Plant McIntosh Client: Southern Company Data: McIntosh LF 4

Sanitas™ v.10.0.27g Sanitas software utilized by Groundwater Stats Consulting. UG

Within Limit

Prediction Limit

Interwell Non-parametric

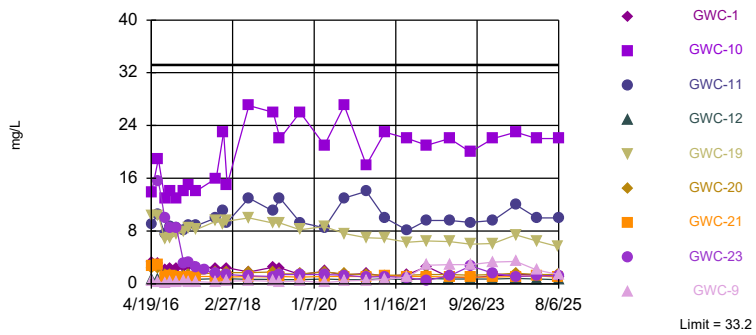

Non-parametric test used in lieu of parametric prediction limit because the Chi Squared normality test showed the data to be non-normal at the 0.01 alpha level. Limit is highest of 261 background values. Annual per-constituent alpha = 0.0008845. Individual comparison alpha = 0.00004916 (1 of 2). Comparing 9 points to limit.

Constituent: Calcium Analysis Run 9/17/2025 5:22 PM View: Appendix III - Interwell
Plant McIntosh Client: Southern Company Data: McIntosh LF 4

Sanitas™ v.10.0.27g Sanitas software utilized by Groundwater Stats Consulting. UG

Within Limit

Prediction Limit

Interwell Non-parametric

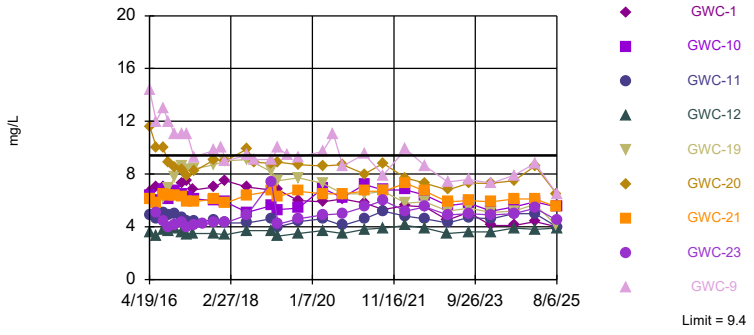

Non-parametric test used in lieu of parametric prediction limit because the Chi Squared normality test showed the data to be non-normal at the 0.01 alpha level. Limit is highest of 259 background values. Annual per-constituent alpha = 0.0008845. Individual comparison alpha = 0.00004916 (1 of 2). Comparing 9 points to limit.

Constituent: Chloride Analysis Run 9/17/2025 5:22 PM View: Appendix III - Interwell
Plant McIntosh Client: Southern Company Data: McIntosh LF 4

Sanitas™ v.10.0.27g Sanitas software utilized by Groundwater Stats Consulting. UG
Hollow symbols indicate censored values.

Within Limit

Prediction Limit

Interwell Non-parametric

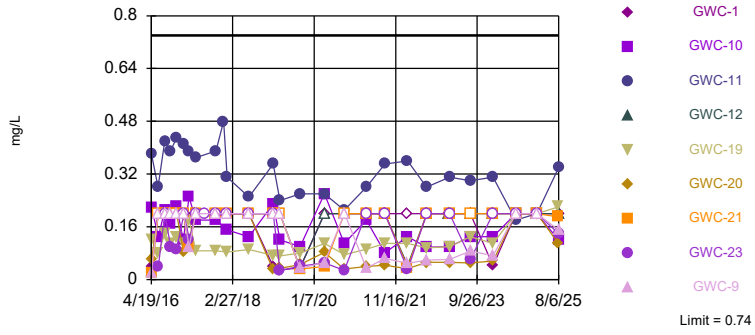

Non-parametric test used in lieu of parametric prediction limit because censored data exceeded 50%. Limit is highest of 261 background values. 59.39% NDs. Annual per-constituent alpha = 0.0008845. Individual comparison alpha = 0.00004916 (1 of 2). Comparing 9 points to limit.

Constituent: Fluoride Analysis Run 9/17/2025 5:22 PM View: Appendix III - Interwell
Plant McIntosh Client: Southern Company Data: McIntosh LF 4

Within Limits

Prediction Limit

Interwell Non-parametric

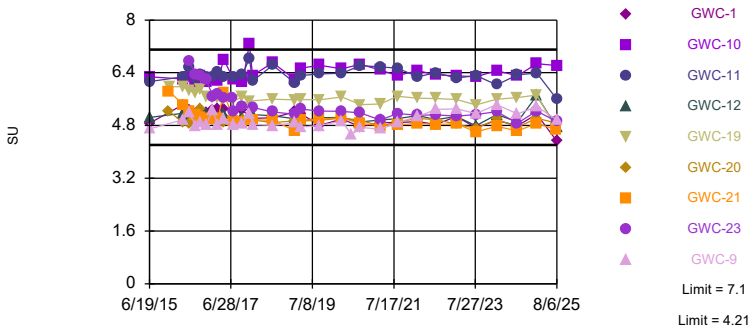

Non-parametric test used in lieu of parametric prediction limit because the Chi Squared normality test showed the data to be non-normal at the 0.01 alpha level. Limits are highest and lowest of 280 background values. Annual per-constituent alpha = 0.001769. Individual comparison alpha = 0.00009831 (1 of 2). Comparing 9 points to limit.

Constituent: pH, Field Analysis Run 9/17/2025 5:22 PM View: Appendix III - Interwell
Plant McIntosh Client: Southern Company Data: McIntosh LF 4

Hollow symbols indicate censored values.

Within Limit

Prediction Limit

Interwell Non-parametric

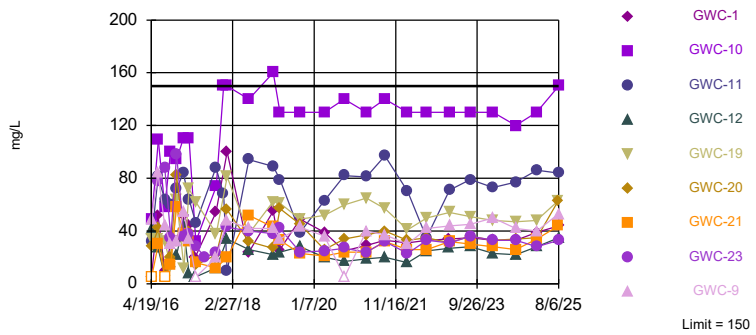

Non-parametric test used in lieu of parametric prediction limit because the Chi Squared normality test showed the data to be non-normal at the 0.01 alpha level. Limit is highest of 260 background values. 8.462% NDs. Annual per-constituent alpha = 0.0008845. Individual comparison alpha = 0.00004916 (1 of 2). Comparing 9 points to limit.

Constituent: TDS Analysis Run 9/17/2025 5:22 PM View: Appendix III - Interwell
Plant McIntosh Client: Southern Company Data: McIntosh LF 4

Prediction Limit

Constituent: Boron (mg/L) Analysis Run 9/17/2025 5:23 PM View: Appendix III - Interwell

Plant McIntosh Client: Southern Company Data: McIntosh LF 4

	GWA-2 (bg)	GWC-18 (bg)	GWC-19	GWC-9	GWA-3 (bg)	GWC-17 (bg)	GWC-11	GWA-16 (bg)	GWC-12
4/19/2016	<0.08	<0.08	<0.08	<0.08	<0.08				
4/20/2016						<0.08	<0.08	<0.08	<0.08
4/21/2016									
6/14/2016	0.012 (J)				0.0077 (J)				
6/15/2016				0.018 (J)		0.0095 (J)	0.011 (J)	0.0085 (J)	0.01 (J)
6/16/2016		0.011 (J)	0.0069 (J)						
8/9/2016	<0.08				<0.08	<0.08		<0.08	
8/10/2016			<0.08	<0.08			<0.08		<0.08
8/11/2016		<0.08							
9/26/2016	<0.08								
9/27/2016				<0.08	<0.08	<0.08	<0.08	<0.08	<0.08
9/28/2016		<0.08	<0.08						
11/14/2016					<0.08				
11/15/2016	<0.08		<0.08	<0.08		<0.08	<0.08	<0.08	<0.08
11/16/2016		<0.08							
1/10/2017	<0.08				<0.08				
1/11/2017		<0.08				<0.08		<0.08	
1/12/2017							<0.08		<0.08
1/13/2017				<0.08					
1/16/2017			<0.08						
1/17/2017									
2/28/2017	0.022 (J)				<0.08				
3/1/2017		<0.08	<0.08	<0.08		<0.08	<0.08	<0.08	<0.08
3/2/2017									
4/19/2017	<0.08				<0.08				
4/20/2017						<0.08		<0.08	<0.08
4/24/2017				<0.08			<0.08		
4/25/2017		<0.08	<0.08						
7/13/2017									
10/10/2017	<0.08								
10/11/2017					<0.08	<0.08	<0.08	<0.08	
10/12/2017		<0.08	<0.08	<0.08					<0.08
12/12/2017									
1/10/2018	<0.08				<0.08				
1/11/2018						<0.08	<0.08	<0.08	<0.08
1/12/2018		<0.08	<0.08	<0.08					
7/11/2018	<0.08	<0.08	<0.08		<0.08	<0.08		<0.08	
7/12/2018				<0.08			<0.08		<0.08
1/29/2019	<0.08		<0.08		<0.08	<0.08		<0.08	
1/30/2019		<0.08		<0.08			<0.08		<0.08
3/26/2019								<0.08	
3/27/2019	<0.08	<0.08	<0.08	<0.08	<0.08	<0.08	<0.08		<0.08
9/10/2019								<0.08	
9/11/2019	<0.08	<0.08	<0.08	<0.08	<0.08	<0.08	<0.08		<0.08
3/31/2020									
4/1/2020	0.042 (J)	<0.08	<0.08	<0.08	<0.08	<0.08		<0.08	<0.08
4/2/2020							0.066 (J)		
9/15/2020	<0.08	<0.08			0.061 (J)	<0.08	<0.08	<0.08	
9/16/2020			0.046 (J)	0.042 (J)					<0.08
3/16/2021	<0.08		<0.08		<0.08	<0.08		<0.08	<0.08
3/17/2021		<0.08		<0.08			<0.08		
8/17/2021	0.069 (J)				<0.08			0.061 (J)	

ND substitution: RL or RL/2 if <15% NDs.

Prediction Limit

Constituent: Boron (mg/L) Analysis Run 9/17/2025 5:23 PM View: Appendix III - Interwell

Plant McIntosh Client: Southern Company Data: McIntosh LF 4

	GWA-2 (bg)	GWC-18 (bg)	GWC-19	GWC-9	GWA-3 (bg)	GWC-17 (bg)	GWC-11	GWA-16 (bg)	GWC-12
8/18/2021							<0.08		<0.08
8/19/2021		<0.08	<0.08	<0.08		<0.08			
2/22/2022	0.11				0.065 (J)	<0.08		<0.08	
2/23/2022		<0.08	<0.08	<0.08			<0.08		<0.08
8/2/2022	<0.08	<0.08			<0.08	<0.08	<0.08	<0.08	
8/3/2022			<0.08	<0.08					<0.08
8/4/2022									
2/6/2023									
2/7/2023	<0.08	<0.08			<0.08			<0.08	<0.08
2/8/2023			0.024 (J)	0.026 (J)		<0.08	0.022 (J)		
8/1/2023	0.024 (J)							<0.08	
8/2/2023		<0.08	<0.08	0.026 (J)	0.025 (J)	<0.08	<0.08		<0.08
8/3/2023									
2/6/2024	<0.08				0.023 (J)	<0.08		<0.08	
2/7/2024		<0.08	<0.08	0.029 (J)			<0.08		
2/8/2024									<0.08
8/13/2024					<0.08	<0.08		<0.08	
8/14/2024		0.022 (J)	<0.08	0.043 (J)			<0.08		<0.08
8/15/2024	0.026 (J)								
2/3/2025									
2/4/2025	<0.08		<0.08		0.026 (J)	<0.08		<0.08	
2/5/2025		0.026 (J)		0.069 (J)			<0.08		<0.08
8/4/2025									
8/5/2025	<0.08		<0.08			<0.08		<0.08	
8/6/2025		<0.08		0.028 (J)	<0.08		<0.08		<0.08

ND substitution: RL or RL/2 if <15% NDs.

Prediction Limit

Constituent: Boron (mg/L) Analysis Run 9/17/2025 5:23 PM View: Appendix III - Interwell

Plant McIntosh Client: Southern Company Data: McIntosh LF 4

	GWC-1	GWA-13 (bg)	GWA-5 (bg)	GWA-4A (bg)	GWA-14 (bg)	GWC-21	GWC-20	GWA-15 (bg)	GWC-10
4/19/2016									
4/20/2016	<0.08	<0.08	<0.08	<0.08	<0.08				
4/21/2016						<0.08	<0.08	<0.08	<0.08
6/14/2016		0.0086 (J)	0.011 (J)	0.01 (J)	0.0098 (J)				
6/15/2016	0.017 (J)							0.0095 (J)	
6/16/2016						0.012 (J)	0.012 (J)		0.017 (J)
8/9/2016		<0.08	<0.08		<0.08			<0.08	
8/10/2016	<0.08					<0.08	<0.08		<0.08
8/11/2016				<0.08					
9/26/2016									
9/27/2016	<0.08	<0.08	<0.08	<0.08	<0.08	<0.08	<0.08	<0.08	<0.08
9/28/2016									
11/14/2016				<0.08					
11/15/2016	<0.08	<0.08	<0.08		<0.08	<0.08	<0.08	<0.08	0.021 (J)
11/16/2016									
1/10/2017				<0.08					
1/11/2017			<0.08		<0.08			<0.08	
1/12/2017	<0.08	<0.08				<0.08			0.041 (J)
1/13/2017							<0.08		
1/16/2017									
1/17/2017									
2/28/2017		<0.08	<0.08	<0.08	<0.08			<0.08	
3/1/2017	<0.08					<0.08	<0.08		0.052
3/2/2017									
4/19/2017									
4/20/2017	<0.08	<0.08	<0.08	<0.08	<0.08			<0.08	
4/24/2017						<0.08			0.064
4/25/2017							<0.08		
7/13/2017									
10/10/2017				<0.08					
10/11/2017	<0.08	<0.08	<0.08		<0.08			<0.08	
10/12/2017						<0.08	<0.08		0.06
12/12/2017									0.086
1/10/2018		<0.08	<0.08	<0.08					
1/11/2018	<0.08				<0.08	<0.08		<0.08	0.06
1/12/2018							<0.08		
7/11/2018		<0.08	<0.08	<0.08	<0.08	<0.08	<0.08	<0.08	
7/12/2018	<0.08								0.054
1/29/2019		<0.08	<0.08	<0.08	<0.08		<0.08	<0.08	
1/30/2019	<0.08					<0.08			0.055
3/26/2019		<0.08	<0.08	<0.08	<0.08			<0.08	
3/27/2019	<0.08					<0.08	<0.08		0.05
9/10/2019		0.061 (J)	<0.08	0.052 (J)	<0.08				
9/11/2019	<0.08					0.055 (J)	0.042 (J)	<0.08	0.067 (J)
3/31/2020		<0.08	<0.08	<0.08					
4/1/2020	<0.08				<0.08	<0.08	<0.08	<0.08	0.068 (J)
4/2/2020									
9/15/2020	<0.08	<0.08	0.047 (J)		<0.08	<0.08	<0.08	<0.08	0.062 (J)
9/16/2020				0.056 (J)					
3/16/2021	<0.08	<0.08			<0.08		<0.08		0.045 (J)
3/17/2021			<0.08	<0.08		<0.08		<0.08	
8/17/2021					0.1				

ND substitution: RL or RL/2 if <15% NDs.

Prediction Limit

Constituent: Boron (mg/L) Analysis Run 9/17/2025 5:23 PM View: Appendix III - Interwell

Plant McIntosh Client: Southern Company Data: McIntosh LF 4

	GWC-1	GWA-13 (bg)	GWA-5 (bg)	GWA-4A (bg)	GWA-14 (bg)	GWC-21	GWC-20	GWA-15 (bg)	GWC-10
8/18/2021	0.046 (J)	0.044 (J)							0.069 (J)
8/19/2021			<0.08	<0.08		<0.08	<0.08	<0.08	
2/22/2022		<0.08	<0.08		<0.08		<0.08	<0.08	
2/23/2022	<0.08			0.096		<0.08			0.069 (J)
8/2/2022		<0.08	<0.08		<0.08			<0.08	
8/3/2022	0.064 (J)			<0.08			<0.08		<0.08
8/4/2022						<0.08			
2/6/2023		<0.08							
2/7/2023	<0.08		0.024 (J)	0.022 (J)	<0.08			<0.08	
2/8/2023						0.027 (J)	<0.08		0.043 (J)
8/1/2023		0.035 (J)	0.047 (J)	0.026 (J)				<0.08	
8/2/2023	<0.08				0.038 (J)		<0.08		0.034 (J)
8/3/2023						0.022 (J)			
2/6/2024		<0.08	<0.08	<0.08	<0.08			<0.08	
2/7/2024	<0.08					0.024 (J)	<0.08		0.034 (J)
2/8/2024									
8/13/2024		<0.08	<0.08	0.024 (J)	<0.08			<0.08	
8/14/2024	0.025 (J)					0.026 (J)	<0.08		0.035 (J)
8/15/2024									
2/3/2025				0.023 (J)					
2/4/2025		<0.08	<0.08		<0.08			<0.08	0.036 (J)
2/5/2025	0.022 (J)					0.024 (J)	0.034 (J)		
8/4/2025					<0.08				
8/5/2025		<0.08	<0.08	<0.08		<0.08	<0.08	<0.08	
8/6/2025	<0.08								0.026 (J)

ND substitution: RL or RL/2 if <15% NDs.

Prediction Limit

Constituent: Boron (mg/L) Analysis Run 9/17/2025 5:23 PM View: Appendix III - Interwell

Plant McIntosh Client: Southern Company Data: McIntosh LF 4

	GWC-23
4/19/2016	
4/20/2016	
4/21/2016	
6/14/2016	
6/15/2016	
6/16/2016	0.017 (J)
8/9/2016	
8/10/2016	<0.08
8/11/2016	
9/26/2016	
9/27/2016	
9/28/2016	<0.08
11/14/2016	
11/15/2016	
11/16/2016	<0.08
1/10/2017	
1/11/2017	
1/12/2017	
1/13/2017	
1/16/2017	
1/17/2017	<0.08
2/28/2017	
3/1/2017	
3/2/2017	<0.08
4/19/2017	
4/20/2017	
4/24/2017	
4/25/2017	<0.08
7/13/2017	<0.08
10/10/2017	
10/11/2017	
10/12/2017	<0.08
12/12/2017	
1/10/2018	
1/11/2018	
1/12/2018	<0.08
7/11/2018	
7/12/2018	<0.08
1/29/2019	
1/30/2019	<0.08
3/26/2019	
3/27/2019	<0.08
9/10/2019	
9/11/2019	0.04 (J)
3/31/2020	
4/1/2020	<0.08
4/2/2020	
9/15/2020	<0.08
9/16/2020	
3/16/2021	
3/17/2021	<0.08
8/17/2021	

Prediction Limit

Constituent: Boron (mg/L) Analysis Run 9/17/2025 5:23 PM View: Appendix III - Interwell

Plant McIntosh Client: Southern Company Data: McIntosh LF 4

	GWC-23
8/18/2021	
8/19/2021	<0.08
2/22/2022	
2/23/2022	<0.08
8/2/2022	
8/3/2022	
8/4/2022	<0.08
2/6/2023	
2/7/2023	
2/8/2023	<0.08
8/1/2023	
8/2/2023	
8/3/2023	<0.08
2/6/2024	
2/7/2024	<0.08
2/8/2024	
8/13/2024	
8/14/2024	0.022 (J)
8/15/2024	
2/3/2025	
2/4/2025	
2/5/2025	0.023 (J)
8/4/2025	
8/5/2025	
8/6/2025	<0.08

Prediction Limit

Constituent: Calcium (mg/L) Analysis Run 9/17/2025 5:23 PM View: Appendix III - Interwell

Plant McIntosh Client: Southern Company Data: McIntosh LF 4

	GWA-2 (bg)	GWC-9	GWA-3 (bg)	GWC-19	GWC-18 (bg)	GWA-5 (bg)	GWA-13 (bg)	GWA-14 (bg)	GWC-12
4/19/2016	0.485 (J)	0.431 (J)	1.13	10.3	26				
4/20/2016						4.39	0.389 (J)	0.686	0.69
4/21/2016									
6/14/2016	0.72		1			2.4	0.37 (J)	0.62	
6/15/2016		0.27 (J)							0.69
6/16/2016				10.4	33.2				
8/9/2016	0.24 (J)		0.71			2	0.14 (J)	0.39	
8/10/2016		0.13 (J)		6.7					0.45
8/11/2016					18				
9/26/2016	0.48								
9/27/2016		0.21 (J)	0.77			2.9	0.33	0.52	0.61
9/28/2016				6.9	17				
11/14/2016			0.75						
11/15/2016	0.54	0.27		7.5		2.5	0.28	0.5	0.61
11/16/2016					17				
1/10/2017	0.62		0.73						
1/11/2017					15	2.5		0.47	
1/12/2017							0.37		0.6
1/13/2017		0.41							
1/16/2017				8					
1/17/2017									
2/28/2017	0.91		0.76			2.7	0.26	0.47	
3/1/2017		0.25		8.5	16				0.61
3/2/2017									
4/19/2017	0.75		0.69						
4/20/2017						2.8	0.27	0.5	0.65
4/24/2017		0.34							
4/25/2017				8.2	17				
7/13/2017									
10/10/2017	0.54								
10/11/2017			0.73			3.3	0.3	0.49	
10/12/2017		0.21 (J)		9.5	14				0.76
12/12/2017				9.1					
12/13/2017					12				
1/10/2018	0.52		0.88			3.3	0.27		
1/11/2018								0.51	0.78
1/12/2018		0.4		9.5	15				
7/11/2018	0.5		0.81	10	12	3	0.32	0.47	
7/12/2018		0.49							0.67
1/29/2019	0.53		0.85	9.2		3.3	0.33	0.51	
1/30/2019		0.38			14				0.68
3/26/2019						2.8	0.3	0.42	
3/27/2019	0.37	0.28	0.73	9.2	11				0.62
9/10/2019						2.3	0.37 (J)	0.47 (J)	
9/11/2019	0.43 (J)	0.44 (J)	0.76	8.2	13				0.62
3/31/2020						2.9	0.42 (J)		
4/1/2020	0.47 (J)	0.2 (J)	0.72	8.7	11			0.49 (J)	0.7
4/2/2020									
9/15/2020	0.42 (J)		0.84		10	2.2	0.32 (J)	0.6	
9/16/2020		0.45 (J)		7.6					0.64
3/16/2021	0.4 (J)		0.75	7			0.4 (J)	0.51	0.62
3/17/2021		0.51			9.1	2.4			

Prediction Limit

Constituent: Calcium (mg/L) Analysis Run 9/17/2025 5:23 PM View: Appendix III - Interwell

Plant McIntosh Client: Southern Company Data: McIntosh LF 4

	GWA-2 (bg)	GWC-9	GWA-3 (bg)	GWC-19	GWC-18 (bg)	GWA-5 (bg)	GWA-13 (bg)	GWA-14 (bg)	GWC-12
8/17/2021	0.4 (J)		0.81					0.47 (J)	
8/18/2021							0.51		0.75
8/19/2021		0.67		6.9	9.3	2.4			
2/22/2022	0.42 (J)		0.72			2.3	0.35 (J)	0.52	
2/23/2022		1		6.3	9.1				0.64
8/2/2022	0.51		0.7		11	2.5	0.36 (J)	0.7	
8/3/2022		2.8		6.5					0.82
8/4/2022									
2/6/2023							0.53		
2/7/2023	0.38 (J)		0.66		15	2.1		0.58	0.73
2/8/2023		2.9		6.4					
8/1/2023	0.37 (J)					2.3	0.44 (J)		
8/2/2023		2.9	0.69	6	13			0.5	0.71
8/3/2023									
2/6/2024	0.38 (J)		0.61			1.9	0.47 (J)	0.57	
2/7/2024		3.3		6.1	16				
2/8/2024									0.73
8/13/2024			0.75			1.8	0.44 (J)	0.55	
8/14/2024		3.4		7.4	18				0.84
8/15/2024	0.66								
2/3/2025									
2/4/2025	0.39 (J)		0.61	6.5		1.6	0.45 (J)	0.51	
2/5/2025		2.1			14				0.7
8/4/2025								0.45	
8/5/2025	0.32			5.6		1.4	0.33		
8/6/2025		1.4	0.55		10				0.64

Prediction Limit

Constituent: Calcium (mg/L) Analysis Run 9/17/2025 5:23 PM View: Appendix III - Interwell

Plant McIntosh Client: Southern Company Data: McIntosh LF 4

	GWA-16 (bg)	GWC-17 (bg)	GWA-4A (bg)	GWC-1	GWC-11	GWC-10	GWC-21	GWC-20	GWA-15 (bg)
4/19/2016									
4/20/2016	0.472 (J)	2.48	1.12	3.22	8.94				
4/21/2016						13.9	2.78	2.29	0.686
6/14/2016			1.1						
6/15/2016	0.42 (J)	2.2		3	10.6				0.61
6/16/2016						18.9	2.9	2.4	
8/9/2016	0.19 (J)	1.8							0.21 (J)
8/10/2016				2.1	7.6	13	0.99	1.4	
8/11/2016			1.9						
9/26/2016									
9/27/2016	0.39	1.9	3.4	2.3	8.7	14	1.3	1.4	0.4
9/28/2016									
11/14/2016			3.1						
11/15/2016	0.39	2.1		2.4	8.4	13	1.1	1.3	0.35
11/16/2016									
1/10/2017			1.5						
1/11/2017	0.36	2							0.34
1/12/2017				2.5	8.1	14	0.93		
1/13/2017								1.3	
1/16/2017									
1/17/2017									
2/28/2017			1.1						0.37
3/1/2017	0.38	2.1		2.7	8.9	15	1	1.4	
3/2/2017									
4/19/2017									
4/20/2017	0.41	2	0.98	2.6					0.43
4/24/2017					8.8	14	1.1		
4/25/2017								1.4	
7/13/2017									
10/10/2017			0.8						
10/11/2017	0.4	2.1		2.4	10				0.41
10/12/2017						16	1.1	1.7	
12/12/2017						23			
12/13/2017					11				
1/10/2018			0.82						
1/11/2018	0.43	2.1		2.4	9.3	15	1		0.41
1/12/2018								1.7	
7/11/2018	0.45	2.1	1				1.1	1.7	0.53
7/12/2018				1.8	13	27			
1/29/2019	0.41	2.2	0.83					1.8	0.91
1/30/2019				2.5	11	26	1		
3/26/2019	0.37		0.53						0.58
3/27/2019		2		2.4	13	22	1.1	1.5	
9/10/2019	0.41 (J)		0.64						
9/11/2019		2		1.4	9.3	26	1	1.5	0.42 (J)
3/31/2020			0.8						
4/1/2020	0.43 (J)	2.1		1.9		21	1.1	1.8	2.3
4/2/2020					8.5				
9/15/2020	0.42 (J)	2		1.3	13	27	1.1	1.5	0.38 (J)
9/16/2020			0.43 (J)						
3/16/2021	0.48 (J)	2		1.6		18		1.4	
3/17/2021			0.33 (J)		14		1.1		5.5

Prediction Limit

Constituent: Calcium (mg/L) Analysis Run 9/17/2025 5:23 PM View: Appendix III - Interwell

Plant McIntosh Client: Southern Company Data: McIntosh LF 4

	GWA-16 (bg)	GWC-17 (bg)	GWA-4A (bg)	GWC-1	GWC-11	GWC-10	GWC-21	GWC-20	GWA-15 (bg)
8/17/2021	0.46 (J)								
8/18/2021				1.1	10	23			
8/19/2021		2.2	0.3 (J)				1.2	1.3	0.49 (J)
2/22/2022	0.43 (J)	2						1.3	0.92
2/23/2022			0.35 (J)	1.4	8.1	22	1.1		
8/2/2022	0.44 (J)	2			9.6				0.42 (J)
8/3/2022			1.1	2.6		21		1.4	
8/4/2022							1.1		
2/6/2023									
2/7/2023	0.45 (J)		0.46 (J)	1					1.9
2/8/2023		2.4			9.6	22	1	1.4	
8/1/2023	0.43 (J)		0.53						0.51
8/2/2023		2.3		0.93	9.3	20		1.3	
8/3/2023							1		
2/6/2024	0.5	2.5	0.47 (J)						2.4
2/7/2024				1.2	9.6	22	1	1.4	
2/8/2024									
8/13/2024	0.49 (J)	2.5	0.45 (J)						0.98
8/14/2024				1.4	12	23	1.1	1.6	
8/15/2024									
2/3/2025			0.55						
2/4/2025	0.48 (J)	2.4				22			3.3
2/5/2025				1.4	10		1.2	1.4	
8/4/2025									
8/5/2025	0.38	2.1	0.35				1	1.4	0.84
8/6/2025				1.1	10	22			

Prediction Limit

Constituent: Calcium (mg/L) Analysis Run 9/17/2025 5:23 PM View: Appendix III - Interwell

Plant McIntosh Client: Southern Company Data: McIntosh LF 4

	GWC-23
4/19/2016	
4/20/2016	
4/21/2016	
6/14/2016	
6/15/2016	
6/16/2016	15.6
8/9/2016	
8/10/2016	10
8/11/2016	
9/26/2016	
9/27/2016	
9/28/2016	8.5
11/14/2016	
11/15/2016	
11/16/2016	8.4
1/10/2017	
1/11/2017	
1/12/2017	
1/13/2017	
1/16/2017	
1/17/2017	3
2/28/2017	
3/1/2017	
3/2/2017	3.3
4/19/2017	
4/20/2017	
4/24/2017	
4/25/2017	2.5
7/13/2017	2.1
10/10/2017	
10/11/2017	
10/12/2017	1.5
12/12/2017	
12/13/2017	
1/10/2018	
1/11/2018	
1/12/2018	1.4
7/11/2018	
7/12/2018	1.2
1/29/2019	
1/30/2019	1.1
3/26/2019	
3/27/2019	1.4
9/10/2019	
9/11/2019	1.4
3/31/2020	
4/1/2020	1.4
4/2/2020	
9/15/2020	1.3
9/16/2020	
3/16/2021	
3/17/2021	0.99

Prediction Limit

Constituent: Calcium (mg/L) Analysis Run 9/17/2025 5:23 PM View: Appendix III - Interwell

Plant McIntosh Client: Southern Company Data: McIntosh LF 4

	GWC-23
8/17/2021	
8/18/2021	
8/19/2021	1.1
2/22/2022	
2/23/2022	0.92
8/2/2022	
8/3/2022	
8/4/2022	0.51
2/6/2023	
2/7/2023	
2/8/2023	1.2
8/1/2023	
8/2/2023	
8/3/2023	2.7
2/6/2024	
2/7/2024	1.6
2/8/2024	
8/13/2024	
8/14/2024	1.1
8/15/2024	
2/3/2025	
2/4/2025	
2/5/2025	1.2
8/4/2025	
8/5/2025	
8/6/2025	1.2

Prediction Limit

Constituent: Chloride (mg/L) Analysis Run 9/17/2025 5:23 PM View: Appendix III - Interwell

Plant McIntosh Client: Southern Company Data: McIntosh LF 4

	GWA-2 (bg)	GWC-19	GWC-18 (bg)	GWC-9	GWA-3 (bg)	GWC-17 (bg)	GWA-14 (bg)	GWA-13 (bg)	GWC-12
4/19/2016	5.01	6.1	5.03	14.4	9.4				
4/20/2016						4.25	4.55	3.49	3.61
4/21/2016									
6/14/2016	5				8.3		4.3	3.4	
6/15/2016				12		4.1			3.3
6/16/2016		5.7	4.7						
8/9/2016	5.1				8.6	4.5	4.5	3.7	
8/10/2016		6.2		13					3.8
8/11/2016			5.3						
9/26/2016	5.1								
9/27/2016				12	6.3	4.4	4.4	3.8	3.7
9/28/2016		6.9	5.1						
11/14/2016					6.1				
11/15/2016	5.2	7.8		11		4.5	4.5	3.8	3.9
11/16/2016			5.2						
1/10/2017	4.9				6.1				
1/11/2017			5			4.2	4.3		
1/12/2017								3.5	3.6
1/13/2017				11					
1/16/2017		8.6							
1/17/2017									
2/28/2017	4.7				6.2		4	3.6	
3/1/2017		8.3	4.6	11		3.9			3.4
3/2/2017									
4/19/2017	4.4				5				
4/20/2017						4	4	3.4	3.5
4/24/2017				9.3					
4/25/2017		8.4	4.6						
7/13/2017									
10/10/2017	4.7								
10/11/2017					4.1	4.1	4	3.4	
10/12/2017		8.7	4.6	9.8					3.5
12/12/2017				10					
1/10/2018	4.6				4.2			3.4	
1/11/2018						4.1	3.9		3.4
1/12/2018		9	4.5	9					
7/11/2018	5	9.1	4.9		4.3	4.4	4.2	3.4	
7/12/2018				9.4					3.7
9/13/2018				9.1					
1/29/2019	5	8.2			4	4.5	4	3.6	
1/30/2019			4.8	9.1					3.7
3/26/2019							4.1	3.5	
3/27/2019	4.5	7.5	4.3	10	3.5	4.1			3.3
6/17/2019				9.4					
9/10/2019							4	3.3	
9/11/2019	4.8	7.7	4.5	9.3	3.5	4.3			3.5
3/31/2020								3.7	
4/1/2020	4.9	7.3	4.7	9.7	3.7	4.6	4.2		3.7
4/2/2020									
6/30/2020				11					
9/15/2020	4.9		4.4		3.4	4.3	4.3	3.5	
9/16/2020		6.5		8.6					3.5

Prediction Limit

Constituent: Chloride (mg/L) Analysis Run 9/17/2025 5:23 PM View: Appendix III - Interwell

Plant McIntosh Client: Southern Company Data: McIntosh LF 4

	GWA-2 (bg)	GWC-19	GWC-18 (bg)	GWC-9	GWA-3 (bg)	GWC-17 (bg)	GWA-14 (bg)	GWA-13 (bg)	GWC-12
3/16/2021	4.9	6.5			3.6	4.9	4.1	4	3.8
3/17/2021			4.7	9.5					
8/17/2021	5.4				3.5		4.3		
8/18/2021								4.1	3.9
8/19/2021		6.7	5.1	7.9		4.8			
2/22/2022	4.6				3.4	4.5	4	3.8	
2/23/2022		5.8	5	9.9					4.1
8/2/2022	4.7		4.6		3.5	4.7	4.3	3.7	
8/3/2022		5.9		8.6					3.9
8/4/2022									
2/6/2023								3.3	
2/7/2023	4.2		4.3		3.1		4		3.5
2/8/2023		5.2		7.4		4.5			
8/1/2023	4.4							3.4	
8/2/2023		5.4	4.7	7.6	2.9	4.8	4		3.6
8/3/2023									
2/6/2024	4.4				3.3	4.7	3.9	3.4	
2/7/2024		5.1	4.5	7.3					
2/8/2024									3.6
8/13/2024					2.9	5	4.2	3.5	
8/14/2024		5.2	4.9	7.9					3.9
8/15/2024	4.2								
2/3/2025									
2/4/2025	4.1	5.7			2.9	5.2	4.2 (F1)	3.8	
2/5/2025			4.8	8.8					3.8
8/4/2025							3.5		
8/5/2025	3.4	4.1				4.4		3.1	
8/6/2025			4	6.5	2.7				3.9

Prediction Limit

Constituent: Chloride (mg/L) Analysis Run 9/17/2025 5:23 PM View: Appendix III - Interwell

Plant McIntosh Client: Southern Company Data: McIntosh LF 4

	GWA-5 (bg)	GWC-1	GWA-4A (bg)	GWC-11	GWA-16 (bg)	GWC-10	GWC-21	GWC-20	GWA-15 (bg)
4/19/2016									
4/20/2016	3.69	6.68	2.93	4.9	3.92				
4/21/2016						6.41	6.08	11.6	3.99
6/14/2016	3.5		2.9						
6/15/2016		7		4.6	3.8				3.5
6/16/2016						6	5.8	10	
8/9/2016	3.7				4				4
8/10/2016		7		5.1		6.8	6.5	10	
8/11/2016			3.6						
9/26/2016									
9/27/2016	3.6	6.4	3.4	4.9	3.9	6.1	6.4	8.9	3.9
9/28/2016									
11/14/2016			4.2						
11/15/2016	3.7	6.6		5	4	6.7	6.4	8.5	4
11/16/2016									
1/10/2017			3.6						
1/11/2017	3.5				3.7				3.8
1/12/2017		7.3		4.7		6.5	6.3		
1/13/2017								8.3	
1/16/2017									
1/17/2017									
2/28/2017	3.3		3.3						3.5
3/1/2017		7.5		4.4	3.5	6.3	5.9	7.9	
3/2/2017									
4/19/2017									
4/20/2017	3.3	6.8	3.5		3.6				3.3
4/24/2017				4.4		6.1	5.9		
4/25/2017								8.2	
7/13/2017									
10/10/2017			3.9						
10/11/2017	3.2	7		4.5	3.5				3.5
10/12/2017						6	6.1	9.1	
12/12/2017									
1/10/2018	3.2		3.3						
1/11/2018		7.5		4.3	3.4	5.9	5.8		3.4
1/12/2018								9	
7/11/2018	3.5		3.2		3.7		6.4	9.9	3.8
7/12/2018		7		4.3		5.1			
9/13/2018								8.9	
1/29/2019	3.6		3.4		3.8			8.8	3.7
1/30/2019		6.8		4.6		5.6	6.7		
3/26/2019	3.6		3.7		3.6				3.8
3/27/2019		6.8		4		5.3	6.3	8.9	
6/17/2019									
9/10/2019	3.5		3.6		3.7				
9/11/2019		6		4.4		5.4	6.7	8.7	3.7
3/31/2020	4.1		4.9						
4/1/2020		5.9			3.8	6.9	6.5	8.6	3.8
4/2/2020				4.6					
6/30/2020									
9/15/2020	18 (O)	6.1		4.1	3.7	6.2	6.5	8.7	3.6
9/16/2020			3.5						

Prediction Limit

Constituent: Chloride (mg/L) Analysis Run 9/17/2025 5:23 PM View: Appendix III - Interwell

Plant McIntosh Client: Southern Company Data: McIntosh LF 4

	GWA-5 (bg)	GWC-1	GWA-4A (bg)	GWC-11	GWA-16 (bg)	GWC-10	GWC-21	GWC-20	GWA-15 (bg)
3/16/2021		5.8			4.1	7.2		8	
3/17/2021	4.2		4.5	4.6			6.7		4
8/17/2021					4				
8/18/2021		5.3		5.2		6.8			
8/19/2021	4.3		3.5				6.7	8.8	4.3
2/22/2022	3.8				3.7			7.7	3.7
2/23/2022		5.6	3.7	4.8		6.8	7.3		
8/2/2022	4			4.6	3.9				3.7
8/3/2022		5.5	3.4			6.4		7.3	
8/4/2022							6.7		
2/6/2023									
2/7/2023	3.8	4.5	3.2		3.7				3.6
2/8/2023				4.3		5.6	5.9	6.8	
8/1/2023	3.9		3.4		3.9				3.6
8/2/2023		5.1		4.7		5.8		7.3	
8/3/2023							6		
2/6/2024	3.9		3.5		3.8				3.5
2/7/2024		4.1		4.6		5.2	5.9	7.3	
2/8/2024									
8/13/2024	4.1		3.7		4.1				3.8
8/14/2024		4.1		5		5.5	6.1	7.5	
8/15/2024									
2/3/2025			4.1						
2/4/2025	4.4				4.1	5.9			3.9
2/5/2025		4.4		5			6.1	8.6	
8/4/2025									
8/5/2025	3.7		3.5		3.7		5.5	6.5	3.5
8/6/2025		4		4		5.5			

Prediction Limit

Constituent: Chloride (mg/L) Analysis Run 9/17/2025 5:23 PM View: Appendix III - Interwell

Plant McIntosh Client: Southern Company Data: McIntosh LF 4

	GWC-23
4/19/2016	
4/20/2016	
4/21/2016	
6/14/2016	
6/15/2016	
6/16/2016	5.1
8/9/2016	
8/10/2016	4.4
8/11/2016	
9/26/2016	
9/27/2016	
9/28/2016	4
11/14/2016	
11/15/2016	
11/16/2016	4.1
1/10/2017	
1/11/2017	
1/12/2017	
1/13/2017	
1/16/2017	
1/17/2017	4.3
2/28/2017	
3/1/2017	
3/2/2017	4
4/19/2017	
4/20/2017	
4/24/2017	
4/25/2017	4.1
7/13/2017	4.2
10/10/2017	
10/11/2017	
10/12/2017	4.3
12/12/2017	
1/10/2018	
1/11/2018	
1/12/2018	4.3
7/11/2018	
7/12/2018	4.9
9/13/2018	
1/29/2019	
1/30/2019	7.4
3/26/2019	
3/27/2019	4.2
6/17/2019	
9/10/2019	
9/11/2019	4.6
3/31/2020	
4/1/2020	4.9
4/2/2020	
6/30/2020	
9/15/2020	5
9/16/2020	

Prediction Limit

Constituent: Chloride (mg/L) Analysis Run 9/17/2025 5:23 PM View: Appendix III - Interwell

Plant McIntosh Client: Southern Company Data: McIntosh LF 4

	GWC-23
3/16/2021	
3/17/2021	5.5
8/17/2021	
8/18/2021	
8/19/2021	6
2/22/2022	
2/23/2022	5.2
8/2/2022	
8/3/2022	
8/4/2022	5.5
2/6/2023	
2/7/2023	
2/8/2023	4.9
8/1/2023	
8/2/2023	
8/3/2023	5
2/6/2024	
2/7/2024	4.9
2/8/2024	
8/13/2024	
8/14/2024	5
8/15/2024	
2/3/2025	
2/4/2025	
2/5/2025	5.4
8/4/2025	
8/5/2025	
8/6/2025	4.5

Prediction Limit

Constituent: Fluoride (mg/L) Analysis Run 9/17/2025 5:23 PM View: Appendix III - Interwell

Plant McIntosh Client: Southern Company Data: McIntosh LF 4

	GWA-2 (bg)	GWA-3 (bg)	GWC-18 (bg)	GWC-9	GWC-19	GWA-4A (bg)	GWA-16 (bg)	GWC-12	GWA-5 (bg)
4/19/2016	0.03 (J)	0.022 (J)	0.706	0.02 (J)	0.122 (J)				
4/20/2016						0.028 (J)	0.022 (J)	0.026 (J)	0.032 (J)
4/21/2016									
6/14/2016	0.02 (J)	<0.2				<0.2			<0.2
6/15/2016				<0.2			<0.2	<0.2	
6/16/2016			0.56		0.08 (J)				
8/9/2016	<0.2	<0.2					<0.2		<0.2
8/10/2016				<0.2	0.14 (J)			<0.2	
8/11/2016			0.74			<0.2			
9/26/2016	<0.2								
9/27/2016		<0.2		<0.2		<0.2	<0.2	<0.2	<0.2
9/28/2016			0.7		0.11 (J)				
11/14/2016		<0.2				<0.2			
11/15/2016	<0.2			<0.2	0.13 (J)		<0.2	<0.2	<0.2
11/16/2016			0.71						
1/10/2017	<0.2	<0.2				<0.2			
1/11/2017			0.51				<0.2		<0.2
1/12/2017								<0.2	
1/13/2017				<0.2					
1/16/2017					0.11 (J)				
1/17/2017									
2/28/2017	0.11 (J)	0.1 (J)				0.1 (J)			0.11 (J)
3/1/2017			0.61	0.1 (J)	0.18 (J)		0.1 (J)	0.11 (J)	
3/2/2017									
4/19/2017	<0.2	<0.2							
4/20/2017						<0.2	<0.2	<0.2	<0.2
4/24/2017				<0.2					
4/25/2017			0.65		0.087 (J)				
7/13/2017									
10/10/2017	<0.2					<0.2			
10/11/2017		<0.2					<0.2		<0.2
10/12/2017			0.6	<0.2	0.087 (J)			<0.2	
12/13/2017			0.61						
1/10/2018	<0.2	<0.2				<0.2			<0.2
1/11/2018							<0.2	<0.2	
1/12/2018			0.55	<0.2	0.083 (J)				
7/11/2018	<0.2	<0.2	0.59		0.091 (J)	<0.2	<0.2		<0.2
7/12/2018				<0.2				<0.2	
1/29/2019	<0.2	<0.2			0.074 (J)	<0.2	<0.2		<0.2
1/30/2019			0.65	<0.2				<0.2	
3/26/2019						<0.2	<0.2		0.028 (J)
3/27/2019	<0.2	<0.2	0.49	<0.2	0.072 (J)			<0.2	
9/10/2019						0.044 (J)	0.035 (J)		0.037 (J)
9/11/2019	0.037 (J)	0.033 (J)	0.47	0.034 (J)	0.08 (J)			0.036 (J)	
3/31/2020						0.043 (J)			0.061 (J)
4/1/2020	<0.2	<0.2	0.59	0.051 (J)	0.11		<0.2	<0.2	
4/2/2020									
9/15/2020	0.029 (J)	<0.2	0.49				<0.2		<0.2
9/16/2020				<0.2	0.076 (J)	<0.2		<0.2	
3/16/2021	0.033 (J)	<0.2			0.092 (J)		<0.2	<0.2	
3/17/2021			0.54	0.035 (J)		<0.2			0.026 (J)
8/17/2021	0.073 (J)	0.043 (J)					0.072 (J)		

ND substitution: RL or RL/2 if <15% NDs.

Prediction Limit

Constituent: Fluoride (mg/L) Analysis Run 9/17/2025 5:23 PM View: Appendix III - Interwell

Plant McIntosh Client: Southern Company Data: McIntosh LF 4

	GWA-2 (bg)	GWA-3 (bg)	GWC-18 (bg)	GWC-9	GWC-19	GWA-4A (bg)	GWA-16 (bg)	GWC-12	GWA-5 (bg)
8/18/2021								<0.2	
8/19/2021			0.62	0.064 (J)	0.11	<0.2			0.035 (J)
2/22/2022	<0.2	<0.2					<0.2		<0.2
2/23/2022			0.66	0.049 (J)	0.11	<0.2		0.043 (J)	
8/2/2022	<0.2	<0.2	0.54				<0.2		<0.2
8/3/2022				0.059 (J)	0.096 (J)	<0.2		<0.2	
8/4/2022									
2/6/2023									
2/7/2023	0.048 (J)	<0.2	0.53			<0.2	<0.2	<0.2	<0.2
2/8/2023				0.061 (J)	0.1				
8/1/2023	0.04 (J)					<0.2	<0.2		<0.2
8/2/2023		<0.2	0.54	0.086 (J)	0.13			<0.2	
8/3/2023									
2/6/2024	0.083 (J)	0.046 (J)				0.042 (J)	<0.2		0.04 (J)
2/7/2024			0.53	0.073 (J)	0.11				
2/8/2024								<0.2	
8/13/2024		<0.2				<0.2	<0.2		<0.2
8/14/2024			0.43	<0.2	<0.2			<0.2	
8/15/2024	<0.2								
2/3/2025						<0.2			
2/4/2025	<0.2	<0.2			<0.2		<0.2		<0.2
2/5/2025			0.38	<0.2				<0.2	
8/4/2025									
8/5/2025	0.12 (J)				0.22	0.17 (J)	0.16 (J)		0.12 (J)
8/6/2025		<0.2	0.55	0.15 (J)				<0.2	

ND substitution: RL or RL/2 if <15% NDs.

Prediction Limit

Constituent: Fluoride (mg/L) Analysis Run 9/17/2025 5:23 PM View: Appendix III - Interwell

Plant McIntosh Client: Southern Company Data: McIntosh LF 4

	GWC-11	GWA-13 (bg)	GWC-17 (bg)	GWC-1	GWA-14 (bg)	GWC-21	GWC-10	GWA-15 (bg)	GWC-20
4/19/2016									
4/20/2016	0.383	0.018 (J)	0.147 (J)	0.04 (J)	0.021 (J)				
4/21/2016						0.022 (J)	0.217 (J)	0.019 (J)	0.06 (J)
6/14/2016		<0.2			<0.2				
6/15/2016	0.28 (J)		0.1 (J)	<0.2				<0.2	
6/16/2016						<0.2	0.13 (J)		<0.2
8/9/2016		<0.2	0.16 (J)		<0.2			<0.2	
8/10/2016	0.42			<0.2		<0.2	0.21		<0.2
8/11/2016									
9/26/2016									
9/27/2016	0.39	<0.2	0.14 (J)	<0.2	<0.2	<0.2	0.17 (J)	<0.2	<0.2
9/28/2016									
11/14/2016									
11/15/2016	0.43	<0.2	0.16 (J)	<0.2	<0.2	<0.2	0.22	<0.2	<0.2
11/16/2016									
1/10/2017									
1/11/2017			0.16 (J)		<0.2			<0.2	
1/12/2017	0.41	<0.2		<0.2		<0.2	0.12 (J)		
1/13/2017									0.083 (J)
1/16/2017									
1/17/2017									
2/28/2017		0.097 (J)			0.1 (J)			0.1 (J)	
3/1/2017	0.39		0.22	0.11 (J)		0.1 (J)	0.25		0.12 (J)
3/2/2017									
4/19/2017									
4/20/2017		<0.2	0.12 (J)	<0.2	<0.2			<0.2	
4/24/2017	0.37					<0.2	0.18 (J)		
4/25/2017									<0.2
7/13/2017									
10/10/2017									
10/11/2017	0.39	<0.2	0.11 (J)	<0.2	<0.2			<0.2	
10/12/2017						<0.2	0.18 (J)		<0.2
12/13/2017	0.48								
1/10/2018		<0.2							
1/11/2018	0.31		0.12 (J)	<0.2	<0.2	<0.2	0.15 (J)	<0.2	
1/12/2018									<0.2
7/11/2018		<0.2	0.13 (J)		<0.2	<0.2		<0.2	<0.2
7/12/2018	0.25			<0.2			0.13 (J)		
1/29/2019		<0.2	0.13 (J)		<0.2			<0.2	0.031 (J)
1/30/2019	0.35			0.04 (J)		<0.2	0.23		
3/26/2019		<0.2			<0.2			<0.2	
3/27/2019	0.24		0.1 (J)	0.029 (J)		<0.2	0.12 (J)		0.034 (J)
9/10/2019		0.034 (J)			0.032 (J)				
9/11/2019	0.26		0.099 (J)	0.036 (J)		0.032 (J)	0.1	0.032 (J)	0.045 (J)
3/31/2020		0.046 (J)							
4/1/2020			0.15	<0.2	0.048 (J)	0.04 (J)	0.26	0.05 (J)	0.082 (J)
4/2/2020	0.26								
9/15/2020	0.21	<0.2	0.099 (J)	<0.2	<0.2	<0.2	0.11	<0.2	0.032 (J)
9/16/2020									
3/16/2021		<0.2	0.13	<0.2	<0.2		0.18		0.04 (J)
3/17/2021	0.28					<0.2		<0.2	
8/17/2021					0.045 (J)				

ND substitution: RL or RL/2 if <15% NDs.

Prediction Limit

Constituent: Fluoride (mg/L) Analysis Run 9/17/2025 5:23 PM View: Appendix III - Interwell

Plant McIntosh Client: Southern Company Data: McIntosh LF 4

	GWC-11	GWA-13 (bg)	GWC-17 (bg)	GWC-1	GWA-14 (bg)	GWC-21	GWC-10	GWA-15 (bg)	GWC-20
8/18/2021	0.35	<0.2		<0.2			0.081 (J)		
8/19/2021			0.15			<0.2		0.035 (J)	0.044 (J)
2/22/2022		<0.2	0.062 (J)		<0.2			<0.2	0.033 (J)
2/23/2022	0.36			<0.2		0.037 (J)	0.13		
8/2/2022	0.28	<0.2	0.12		<0.2			<0.2	
8/3/2022				<0.2			0.098 (J)		0.052 (J)
8/4/2022						<0.2			
2/6/2023		<0.2							
2/7/2023				<0.2	<0.2			<0.2	
2/8/2023	0.31		0.13			<0.2	0.1		0.052 (J)
8/1/2023		<0.2						<0.2	
8/2/2023	0.3		0.17	<0.2	<0.2		0.13		0.05 (J)
8/3/2023						<0.2			
2/6/2024		0.041 (J)	0.15		<0.2			<0.2	
2/7/2024	0.31			0.042 (J)		<0.2	0.13		0.056 (J)
2/8/2024									
8/13/2024		<0.2	0.063 (J)		<0.2			<0.2	
8/14/2024	0.18			<0.2		<0.2	<0.2		<0.2
8/15/2024									
2/3/2025									
2/4/2025		<0.2	<0.2		<0.2		<0.2	<0.2	
2/5/2025	<0.2			<0.2		<0.2			<0.2
8/4/2025					0.17 (J)				
8/5/2025		0.095 (J)	0.18 (J)			0.19 (J)		0.095 (J)	0.11 (J)
8/6/2025	0.34			<0.2			0.12 (J)		

ND substitution: RL or RL/2 if <15% NDs.

Prediction Limit

Constituent: Fluoride (mg/L) Analysis Run 9/17/2025 5:23 PM View: Appendix III - Interwell

Plant McIntosh Client: Southern Company Data: McIntosh LF 4

	GWC-23
4/19/2016	
4/20/2016	
4/21/2016	
6/14/2016	
6/15/2016	
6/16/2016	0.04 (J)
8/9/2016	
8/10/2016	<0.2
8/11/2016	
9/26/2016	
9/27/2016	
9/28/2016	0.097 (J)
11/14/2016	
11/15/2016	
11/16/2016	0.092 (J)
1/10/2017	
1/11/2017	
1/12/2017	
1/13/2017	
1/16/2017	
1/17/2017	<0.2
2/28/2017	
3/1/2017	
3/2/2017	0.12 (J)
4/19/2017	
4/20/2017	
4/24/2017	
4/25/2017	<0.2
7/13/2017	<0.2
10/10/2017	
10/11/2017	
10/12/2017	<0.2
12/13/2017	
1/10/2018	
1/11/2018	
1/12/2018	<0.2
7/11/2018	
7/12/2018	<0.2
1/29/2019	
1/30/2019	<0.2
3/26/2019	
3/27/2019	0.027 (J)
9/10/2019	
9/11/2019	0.041 (J)
3/31/2020	
4/1/2020	0.05 (J)
4/2/2020	
9/15/2020	0.028 (J)
9/16/2020	
3/16/2021	
3/17/2021	<0.2
8/17/2021	

ND substitution: RL or RL/2 if <15% NDs.

Prediction Limit

Constituent: Fluoride (mg/L) Analysis Run 9/17/2025 5:23 PM View: Appendix III - Interwell

Plant McIntosh Client: Southern Company Data: McIntosh LF 4

	GWC-23
8/18/2021	
8/19/2021	<0.2
2/22/2022	
2/23/2022	0.03 (J)
8/2/2022	
8/3/2022	
8/4/2022	<0.2
2/6/2023	
2/7/2023	
2/8/2023	<0.2
8/1/2023	
8/2/2023	
8/3/2023	0.063 (J)
2/6/2024	
2/7/2024	<0.2
2/8/2024	
8/13/2024	
8/14/2024	<0.2
8/15/2024	
2/3/2025	
2/4/2025	
2/5/2025	<0.2
8/4/2025	
8/5/2025	
8/6/2025	0.14 (J)

Prediction Limit

Constituent: pH, Field (SU) Analysis Run 9/17/2025 5:23 PM View: Appendix III - Interwell

Plant McIntosh Client: Southern Company Data: McIntosh LF 4

	GWA-5 (bg)	GWC-12	GWA-3 (bg)	GWA-2 (bg)	GWC-9	GWC-10	GWA-4A (bg)	GWC-11	GWC-1
6/19/2015	5.95	5.05	5.23						
6/20/2015				4.69	4.7	6.28	4.92	6.13	4.87
12/14/2015									
12/15/2015									
4/19/2016			4.92	4.99	4.98				
4/20/2016	5.85	5.17					4.9	6.28	5.43
4/21/2016						6.21			
6/14/2016	5.53		4.89	4.98			4.9		
6/15/2016		5.12			5.2			6.55	5.28
6/16/2016						6.27			
8/9/2016	5.44		4.92	4.72					
8/10/2016		5.12			4.78	6.12		6.22	5.15
8/11/2016							5.37		
9/26/2016				4.74					
9/27/2016	5.59	5.19	5.25		4.91	6.29	5.89	6.33	5.19
9/28/2016									
11/14/2016			4.96				5.94		
11/15/2016	5.58	5.14		4.8	4.81	6.12		6.28	5.2
11/16/2016									
1/10/2017			4.21	4.59			5.44		
1/11/2017	5.56								
1/12/2017		5.13				6.23		6.26	5.27
1/13/2017					5.28				
1/16/2017									
1/17/2017									
2/28/2017	5.53		4.95	4.91			5.49		
3/1/2017		5.05			4.81	6.15		6.41	5.31
3/2/2017									
4/19/2017			5.12	4.98					
4/20/2017	5.63	5.15					5.51		5.29
4/24/2017					4.99	6.8		6.26	
4/25/2017									
7/13/2017									
7/17/2017				4.61					
7/18/2017	5.51		4.89				5.26		
7/19/2017									
7/20/2017		5.04							
7/24/2017					4.82	6.19		6.27	
7/25/2017									
10/10/2017				4.93			5.28		
10/11/2017			4.96					6.35	5.25
10/12/2017		5.03			4.85	6.11			
10/17/2017									
12/12/2017					5.17	7.28			
12/13/2017								6.84	
1/10/2018	5.59		4.93	4.78			5.05		
1/11/2018		5.13				6.32		6.15	5.02
1/12/2018					4.83				
7/11/2018	5.49		4.87	4.75			4.53		
7/12/2018		5.09			4.8	6.7		6.63	5.04
1/29/2019	5.39		4.98	4.91			4.66		
1/30/2019		5.01			4.88	6.2		6.09	5.21

Prediction Limit

Constituent: pH, Field (SU) Analysis Run 9/17/2025 5:23 PM View: Appendix III - Interwell

Plant McIntosh Client: Southern Company Data: McIntosh LF 4

	GWA-5 (bg)	GWC-12	GWA-3 (bg)	GWA-2 (bg)	GWC-9	GWC-10	GWA-4A (bg)	GWC-11	GWC-1
3/26/2019	5.45						4.72		
3/27/2019		4.93	4.8	4.69	4.75	6.54		6.32	5.15
9/10/2019	5.71						4.72		
9/11/2019		5.04	5.03	4.77	4.8	6.63		6.37	4.8
3/31/2020	5.45						5.06		
4/1/2020		5.05	4.92	4.77	4.93	6.52			5
4/2/2020								6.38	
6/30/2020					4.52				
9/15/2020	5.27		4.72	4.52		6.66		6.62	4.76
9/16/2020		4.91			4.74		4.87		
3/16/2021		4.97	4.91	4.76		6.48			4.89
3/17/2021	4.8				4.69		4.9	6.58	
8/17/2021			4.82	4.62					
8/18/2021		5.01				6.32		6.54	4.89
8/19/2021	5.23				4.89		4.86		
2/22/2022	5.34		4.9	4.69					
2/23/2022		5.1			5.07	6.46	4.8	6.28	4.92
8/2/2022	5.23		4.75	4.57				6.4	
8/3/2022		4.98			5.29	6.34	4.79		4.83
8/4/2022									
2/6/2023									
2/7/2023	5.17	5.07	4.91	4.73			4.84		5.07
2/8/2023					5.31	6.31		6.24	
8/1/2023	4.89			4.37			4.53		
8/2/2023		4.79	4.71		5.16	6.28		6.32	4.73
8/3/2023									
2/6/2024	5.33		5.02	4.68			4.83		
2/7/2024					5.43	6.46		6.04	4.96
2/8/2024		5.13							
8/13/2024	5.07		5				5.05		
8/14/2024		4.91			5.15	6.31		6.34	4.79
8/15/2024				4.62					
2/3/2025							4.97		
2/4/2025	5.15		5.07	4.81		6.68			
2/5/2025		5.71			5.38			6.39	5.14
8/4/2025									
8/5/2025	4.94			4.47			4.91		
8/6/2025		4.74	4.25		4.98	6.62		5.6	4.33

Prediction Limit

Constituent: pH, Field (SU) Analysis Run 9/17/2025 5:23 PM View: Appendix III - Interwell

Plant McIntosh Client: Southern Company Data: McIntosh LF 4

	GWC-18 (bg)	GWC-17 (bg)	GWC-21	GWA-16 (bg)	GWC-20	GWA-13 (bg)	GWA-14 (bg)	GWC-19	GWA-15 (bg)
6/19/2015									
6/20/2015									
12/14/2015	7.1	5.19	5.84	5.26	5.24				
12/15/2015						5.13	5.24	5.98	5.2
4/19/2016	6.87							5.98	
4/20/2016		5.26		5.16		5.16	5.41		
4/21/2016			5.43		4.88				5.18
6/14/2016						5.35	5.74		
6/15/2016		5.12		5.04					5.47
6/16/2016	6.84		5.23		4.85			5.85	
8/9/2016		5.09		5.07		4.89	5.41		5.01
8/10/2016			5.11		4.84			5.79	
8/11/2016	6.42								
9/26/2016									
9/27/2016		5.32	5.06	5.11	5.32	5.02	5.42		5.22
9/28/2016	6.57							5.9	
11/14/2016									
11/15/2016		5.25	5.01	5.11	4.97	5.04	5.33	5.66	5.07
11/16/2016	6.51								
1/10/2017									
1/11/2017	6.43	5.23		5.07			5.32		5
1/12/2017			4.99			5.19			
1/13/2017					4.97				
1/16/2017								5.65	
1/17/2017									
2/28/2017						4.86	5.32		5.1
3/1/2017	6.48	5.25	5	5.14				5.62	
3/2/2017									
4/19/2017									
4/20/2017		5.36		5.05		5.01	5.31		5.12
4/24/2017			5.8						
4/25/2017	6.58				4.91			5.59	
7/13/2017									
7/17/2017									
7/18/2017						4.88			
7/19/2017		5.12		4.95			5.19		4.84
7/20/2017									
7/24/2017									
7/25/2017	6.37		4.92		4.89			5.55	
10/10/2017									
10/11/2017		5.23		5.17		4.93	5.27		4.95
10/12/2017	6.53		4.89					5.68	
10/17/2017					4.97				
12/12/2017								5.54	
12/13/2017	6.37								
1/10/2018						4.9			
1/11/2018		5.28	4.98	4.97			5.15		5.01
1/12/2018	6.47				4.97				
7/11/2018	6.18	5.23	4.96	5.07	4.89	4.99	5.25	5.6	5.01
7/12/2018									
1/29/2019		5.35		4.83	4.94	4.82	5.25	5.58	5.18
1/30/2019	5.93		4.65		4.94				

Prediction Limit

Constituent: pH, Field (SU) Analysis Run 9/17/2025 5:23 PM View: Appendix III - Interwell

Plant McIntosh Client: Southern Company Data: McIntosh LF 4

	GWC-18 (bg)	GWC-17 (bg)	GWC-21	GWA-16 (bg)	GWC-20	GWA-13 (bg)	GWA-14 (bg)	GWC-19	GWA-15 (bg)
3/26/2019				4.95		5.07	5.29		5.04
3/27/2019	6.11	5.25	4.96		4.94			5.59	
9/10/2019				5.12		5	5.18		
9/11/2019	6.3	5.16	4.99		4.96			5.58	5.28
3/31/2020						5.1			
4/1/2020	6.15	5.3	5.04	4.95	5.03		5.26	5.67	5.35
4/2/2020									
6/30/2020									
9/15/2020	6.13	5.29	4.86	5.02	4.96	5.07	5.83		4.92
9/16/2020								5.43	
3/16/2021		4.83		4.68	4.78	4.47	4.76	5.45	
3/17/2021	5.99		4.8						5.41
8/17/2021				4.95			5.12		
8/18/2021						4.93			
8/19/2021	6.17	5.29	4.81		4.91			5.69	4.92
2/22/2022		5.29		4.98	5.02	4.91	5.2		5.15
2/23/2022	6.2		4.87					5.63	
8/2/2022	6.41	5.18		4.93		4.86	5.05		4.9
8/3/2022					4.98			5.62	
8/4/2022			4.83						
2/6/2023						4.75			
2/7/2023	6.47			4.88			5.03		5.19
2/8/2023		5.31	4.85		4.84			5.59	
8/1/2023				4.47		4.53			4.58
8/2/2023	6.28	4.99			4.72		4.82	5.42	
8/3/2023			4.61						
2/6/2024		5.19		5		4.84	5.23		5.35
2/7/2024	6.31		4.77		4.99			5.6	
2/8/2024									
8/13/2024		5.02		4.9		4.55	4.97		4.73
8/14/2024	6.75		4.64		4.75			5.65	
8/15/2024									
2/3/2025									
2/4/2025		5.26		4.99		4.87	5.26	5.72	5.5
2/5/2025	6.74		4.86		5.02				
8/4/2025							4.66		
8/5/2025		4.71	4.68	4.5	4.88	4.73		4.7	4.28
8/6/2025	5.64								

Prediction Limit

Constituent: pH, Field (SU) Analysis Run 9/17/2025 5:23 PM View: Appendix III - Interwell

Plant McIntosh Client: Southern Company Data: McIntosh LF 4

	GWC-23
6/19/2015	
6/20/2015	
12/14/2015	
12/15/2015	
4/19/2016	
4/20/2016	
4/21/2016	
6/14/2016	
6/15/2016	
6/16/2016	6.74
8/9/2016	
8/10/2016	6.34
8/11/2016	
9/26/2016	
9/27/2016	
9/28/2016	6.29
11/14/2016	
11/15/2016	
11/16/2016	6.18
1/10/2017	
1/11/2017	
1/12/2017	
1/13/2017	
1/16/2017	
1/17/2017	5.68
2/28/2017	
3/1/2017	
3/2/2017	5.75
4/19/2017	
4/20/2017	
4/24/2017	
4/25/2017	5.65
7/13/2017	5.65
7/17/2017	
7/18/2017	
7/19/2017	
7/20/2017	
7/24/2017	
7/25/2017	5.24
10/10/2017	
10/11/2017	
10/12/2017	5.37
10/17/2017	
12/12/2017	
12/13/2017	
1/10/2018	
1/11/2018	
1/12/2018	5.35
7/11/2018	
7/12/2018	5.21
1/29/2019	
1/30/2019	5.14

Prediction Limit

Constituent: pH, Field (SU) Analysis Run 9/17/2025 5:23 PM View: Appendix III - Interwell

Plant McIntosh Client: Southern Company Data: McIntosh LF 4

	GWC-23
3/26/2019	
3/27/2019	5.3
9/10/2019	
9/11/2019	5.24
3/31/2020	
4/1/2020	5.23
4/2/2020	
6/30/2020	
9/15/2020	5.18
9/16/2020	
3/16/2021	
3/17/2021	4.97
8/17/2021	
8/18/2021	
8/19/2021	5.16
2/22/2022	
2/23/2022	5.11
8/2/2022	
8/3/2022	
8/4/2022	5.12
2/6/2023	
2/7/2023	
2/8/2023	5.08
8/1/2023	
8/2/2023	
8/3/2023	5.13
2/6/2024	
2/7/2024	5.22
2/8/2024	
8/13/2024	
8/14/2024	4.87
8/15/2024	
2/3/2025	
2/4/2025	
2/5/2025	5.24
8/4/2025	
8/5/2025	
8/6/2025	4.92

Prediction Limit

Constituent: TDS (mg/L) Analysis Run 9/17/2025 5:23 PM View: Appendix III - Interwell

Plant McIntosh Client: Southern Company Data: McIntosh LF 4

	GWA-2 (bg)	GWC-9	GWC-19	GWA-3 (bg)	GWC-18 (bg)	GWC-17 (bg)	GWC-1	GWA-4A (bg)	GWA-5 (bg)
4/19/2016	<10	49	34	<10	106				
4/20/2016						29	<10	<10	<10
4/21/2016									
6/14/2016	55			46				67	62
6/15/2016		84				85	52		
6/16/2016			34		150				
8/9/2016	6			18		<10			6
8/10/2016		44	32				10		
8/11/2016					78			<10	
9/26/2016	24								
9/27/2016		30		30		6	30	28	10
9/28/2016			13		43				
11/14/2016				26				48	
11/15/2016	38	32	64			24	32		32
11/16/2016					140				
1/10/2017	18			18				22	
1/11/2017					64	20			12
1/12/2017							52		
1/13/2017		54							
1/16/2017			12						
1/17/2017									
2/28/2017	12			22				32	<10
3/1/2017		34	72		88	38	44		
3/2/2017									
4/19/2017	14			14					
4/20/2017						6	20	20	34
4/24/2017		<10							
4/25/2017			62		92				
7/13/2017									
10/10/2017	10							24	
10/11/2017				30		48	54		40
10/12/2017		20	38		54				
12/12/2017									
12/13/2017									
1/10/2018	6			28				42	48
1/11/2018						18	100		
1/12/2018		48	81		110				
7/11/2018	16		38	12	16	22		<10	22
7/12/2018		42					24		
1/29/2019	36		62	27		37		26	34
1/30/2019		42			100		55		
3/26/2019								39	21
3/27/2019	36	34	61	35	79	38	26		
9/10/2019								36	13
9/11/2019	28	43	49	15	45	31	49		
3/31/2020								27	28
4/1/2020	32	36	52	20	73	27	39		
4/2/2020									
9/15/2020	22			<10	64	26	25		23
9/16/2020		<10	60					21	
3/16/2021	24		65	25		25	29		
3/17/2021		40			59			36	31

ND substitution: RL or RL/2 if <15% NDs.

Prediction Limit

Constituent: TDS (mg/L) Analysis Run 9/17/2025 5:23 PM View: Appendix III - Interwell

Plant McIntosh Client: Southern Company Data: McIntosh LF 4

	GWA-2 (bg)	GWC-9	GWC-19	GWA-3 (bg)	GWC-18 (bg)	GWC-17 (bg)	GWC-1	GWA-4A (bg)	GWA-5 (bg)
8/17/2021	48			21					
8/18/2021							33		
8/19/2021		37	57		71	32		26	20
2/22/2022	27			16		27			21
2/23/2022		30	41		54		31	21	
8/2/2022	12			11	39	15			11
8/3/2022		42	50				33	20	
8/4/2022									
2/6/2023									
2/7/2023	32			25	90		34	21	24
2/8/2023		44	54			35			
8/1/2023	26							25	19
8/2/2023		45	51	31	89	38	35		
8/3/2023									
2/6/2024	34			22		34		20	25
2/7/2024		50	48		88		33		
2/8/2024									
8/13/2024				36		39		29	25
8/14/2024		42	47		89		33		
8/15/2024	32								
2/3/2025								20	
2/4/2025	31		48	22		36			20
2/5/2025		40			76		39		
8/4/2025									
8/5/2025	51		63			48		33	33
8/6/2025		53		35	76		44		

Prediction Limit

Constituent: TDS (mg/L) Analysis Run 9/17/2025 5:23 PM View: Appendix III - Interwell

Plant McIntosh Client: Southern Company Data: McIntosh LF 4

	GWA-13 (bg)	GWA-14 (bg)	GWC-12	GWA-16 (bg)	GWC-11	GWC-20	GWC-10	GWA-15 (bg)	GWC-21
4/19/2016									
4/20/2016	<10	<10	41	<10	32				
4/21/2016						28	49	<10	<10
6/14/2016	47	65							
6/15/2016			27	67	81			58	
6/16/2016						42	109		30
8/9/2016	10	24		4 (J)				6	
8/10/2016			6		64	6	58		<10
8/11/2016									
9/26/2016									
9/27/2016	16	14	16	18	60	20	100	16	14
9/28/2016									
11/14/2016									
11/15/2016	4 (J)	18	22	26	72	82	94	18	58
11/16/2016									
1/10/2017									
1/11/2017		6		<10				8	
1/12/2017	26		44		84		110		38
1/13/2017						36			
1/16/2017									
1/17/2017									
2/28/2017	6	14						4 (J)	
3/1/2017			8	6	64	40	110		32
3/2/2017									
4/19/2017									
4/20/2017	<10	<10	<10	<10				10	
4/24/2017					46		32		16
4/25/2017						14			
7/13/2017									
10/10/2017									
10/11/2017	32	22		24	88			26	
10/12/2017			12			22	74		12
12/12/2017							150		
12/13/2017					68				
1/10/2018	10								
1/11/2018		36	34	6	10		150	56	20
1/12/2018						56			
7/11/2018	28	20		24		32		<10	52
7/12/2018			26		94		140		
1/29/2019	24	22		26		27		23	
1/30/2019			22		89		160		43
3/26/2019	<10	17		27				17	
3/27/2019			24		79	57	130		33
9/10/2019	21	16		13					
9/11/2019			28		39	45	130	15	23
3/31/2020	17								
4/1/2020		<10	20	15		26	130	21	21
4/2/2020					63				
9/15/2020	17	17		14	82	34	140	13	24
9/16/2020			17						
3/16/2021	23	17	19	20		37	130		
3/17/2021					81			29	24

ND substitution: RL or RL/2 if <15% NDs.

Prediction Limit

Constituent: TDS (mg/L) Analysis Run 9/17/2025 5:23 PM View: Appendix III - Interwell

Plant McIntosh Client: Southern Company Data: McIntosh LF 4

	GWA-13 (bg)	GWA-14 (bg)	GWC-12	GWA-16 (bg)	GWC-11	GWC-20	GWC-10	GWA-15 (bg)	GWC-21
8/17/2021		19		19					
8/18/2021	21		20		97		140		
8/19/2021						40		21	32
2/22/2022	17	16		17		33		22	
2/23/2022			16		70		130		26
8/2/2022	<10	13		<10	35			11	
8/3/2022			25			35	130		
8/4/2022									26
2/6/2023	19								
2/7/2023		23	27	24				23	
2/8/2023					71	31	130		32
8/1/2023	35			35				47	
8/2/2023		26	28		79	36	130		
8/3/2023									30
2/6/2024	23	20		27				28	
2/7/2024					73	33	130		28
2/8/2024			23						
8/13/2024	28	28		27				26	
8/14/2024			22		77	34	120		26
8/15/2024									
2/3/2025									
2/4/2025	28	18		29			130	25	
2/5/2025			28		86	35			34
8/4/2025		33							
8/5/2025	31			39		63		30	44
8/6/2025			35		84		150		

ND substitution: RL or RL/2 if <15% NDs.

Prediction Limit

Constituent: TDS (mg/L) Analysis Run 9/17/2025 5:23 PM View: Appendix III - Interwell

Plant McIntosh Client: Southern Company Data: McIntosh LF 4

	GWC-23
4/19/2016	
4/20/2016	
4/21/2016	
6/14/2016	
6/15/2016	
6/16/2016	78
8/9/2016	
8/10/2016	88
8/11/2016	
9/26/2016	
9/27/2016	
9/28/2016	35
11/14/2016	
11/15/2016	
11/16/2016	98
1/10/2017	
1/11/2017	
1/12/2017	
1/13/2017	
1/16/2017	
1/17/2017	36
2/28/2017	
3/1/2017	
3/2/2017	38
4/19/2017	
4/20/2017	
4/24/2017	
4/25/2017	28
7/13/2017	20
10/10/2017	
10/11/2017	
10/12/2017	24
12/12/2017	
12/13/2017	
1/10/2018	
1/11/2018	
1/12/2018	43
7/11/2018	
7/12/2018	40
1/29/2019	
1/30/2019	38
3/26/2019	
3/27/2019	42
9/10/2019	
9/11/2019	24
3/31/2020	
4/1/2020	25
4/2/2020	
9/15/2020	27
9/16/2020	
3/16/2021	
3/17/2021	24

Prediction Limit

Constituent: TDS (mg/L) Analysis Run 9/17/2025 5:23 PM View: Appendix III - Interwell

Plant McIntosh Client: Southern Company Data: McIntosh LF 4

	GWC-23
8/17/2021	
8/18/2021	
8/19/2021	32
2/22/2022	
2/23/2022	23
8/2/2022	
8/3/2022	
8/4/2022	33
2/6/2023	
2/7/2023	
2/8/2023	31
8/1/2023	
8/2/2023	
8/3/2023	36
2/6/2024	
2/7/2024	33
2/8/2024	
8/13/2024	
8/14/2024	33
8/15/2024	
2/3/2025	
2/4/2025	
2/5/2025	28
8/4/2025	
8/5/2025	
8/6/2025	33



Roswell, GA
11545 Wills Road
Suite 100
Alpharetta, GA 30009
Phone: 770.594.5998

Savannah, GA
7414 Hodgson Memorial
Drive, Suite 2B
Savannah, GA 31406
Phone: 912.236.3471

Knoxville, TN
8848 Cedar Springs
Lane, Suite 202
Knoxville, TN 37923
Phone: 865.531.9143